



2010-11

# SIXERS

Media Guide



WELLS FARGO CENTER



SIXERS.COM

# With you when you want to keep moving forward

For generations, Wells Fargo and Wachovia have been there, working with you to help you reach your financial goals. And with the joining of our companies, we can now provide you more convenience and offer access to more resources nationwide. Both Wells Fargo and Wachovia have always valued your financial success, and we share a commitment to do what is right for you, our customers. We will continue providing sound financial guidance and the very best in customer service. Now and in the future, you can count on our strength and stability to help you get where you want to go.



Wells Fargo Bank, N.A.; Wachovia Bank, N.A.; Wachovia Bank of Delaware, N.A. Members FDIC. © 2009 Wells Fargo Bank, N.A. All rights reserved. 010003a

## General Information



### 2010-11 PHILADELPHIA 76ERS MEDIA GUIDE

#### GENERAL INFORMATION

Table of Contents	1
Media Guidelines	2
76ers Media Members	3
TV & Radio Coverage	4-6
Sixers Practice Facility (PCOM)	7
NBA Directory	8
NBA D-League Directory	9
NBA D-League Year in Review	10

#### COMCAST-SPECTACOR

Philly Live!	12-13
About Comcast-Spectacor	14-15
Comcast-Spectacor Directory	16
Chairman: Ed Snider	17
Office of the Chair: Peter Luukko	18
Office of the Chair: Fred Shabel	19
Office of the Chair: Russ Chandler	20
Office of the Chair: Phil Weinberg	20
Comcast-Spectacor Sr. Management	21
Wells Fargo Center Information	22-24

#### 76ERS FRONT OFFICE & STAFF

76ers Staff Directory	26
President: Rod Thorn	27
General Manager: Ed Stefanski	28
Front Office	29
Head Coach: Doug Collins	30
Assistant Coaches	31-32
Support & Medical Staff	33-34
Basketball Operations Staff	35
76ers Staff & Statistical Crew	36-41
Hip-Hop & Hare Raisers	42
Sixers Dancers	43

#### COMMUNITY RELATIONS

Mission Statement	46
Community Programs	47-53
NBA Cares	54

#### PLAYERS

Tony Battie	56-58
Craig Brackins	59-60
Elton Brand	61-63
Spencer Hawes	64-65
Jrue Holiday	66-67
Andre Iguodala	68-70
Jason Kapono	71-73
Jodie Meeks	74-75
Andres Nocioni	76-77
Darius Songaila	78-80
Marreese Speights	81-82
Evan Turner	83-84
Lou Williams	85-87
Thaddeus Young	88-89
2010-11 Roster	90

#### YEAR IN REVIEW

Season Statistics	92
Game-by-Game Results	93
Player Season-Highs	94
Record Breakdown/Season Transactions	95
Game-by-Game Statistics	96-97
Miscellaneous Statistics	98-101
Standings	102
League Leaders	103-106

#### OPPONENTS

Atlanta Hawks	108-109
Boston Celtics	110-111
Charlotte Bobcats	112-113
Chicago Bulls	114-115
Cleveland Cavaliers	116-117
Dallas Mavericks	118-119
Denver Nuggets	120-121
Detroit Pistons	122-123
Golden State Warriors	124-125
Houston Rockets	126-127
Indiana Pacers	128-129
Los Angeles Clippers	130-131
Los Angeles Lakers	132-133
Memphis Grizzlies	134-135
Miami Heat	136-137
Milwaukee Bucks	138-139
Minnesota Timberwolves	140-141
New Jersey Nets	142-143
New Orleans Hornets	144-145
New York Knicks	146-147
Oklahoma City Thunder	148-149
Orlando Magic	150-151
Phoenix Suns	152-153
Portland Trail Blazers	154-155
Sacramento Kings	156-157
San Antonio Spurs	158-159
Toronto Raptors	160-161
Utah Jazz	162-163
Washington Wizards	164-165
All-Time Records By Franchise	166

#### HISTORY

Historical Look at the Sixers	168-170
Ownership/GMS/Nickname	171
All-Time Head Coaches	172-173
Uniform History	174-175
Uniform Number History	176-177
All-Time Draft Picks	178-182
Four Point Plays/Triple-Doubles	183
Season-by-Season Statistics	184-185
Yearly Record Breakdown	186
Monthly Record Breakdown	187
Opening Night Lineups	188
Opening Night Results	189
Biggest Wins & Worst Losses	190
Record vs. Division/Conference	191

All-Time High & Low Scores	192-193
All-Time Overtime Results	194-195
Longest Streaks	196
Attendance Breakdown	197-198

#### HONORS

All-NBA Selections	200
Award Winners	201
All-Star Weekend Participants	202
Hall-of-Famers	203
Retired Numbers	204-206

#### RECORDS

Team Single-Game	208
Team Single-Season	209
Individual Single-Game	210-211
40 & 50-Point Clubs	212-213
Individual Highs (Game)	214
Opponents All-Time Leaders	215
Individual Highs (Season)	216-218
Individual Highs (Career)	219-221
All-Time Rookie Leaders	222
Franchise Scoring Leaders	223
Yearly Leaders	224-232
Wells Fargo Center Records	233-234

#### PLAYOFFS

Team Single-Game Records	236
Individual Single-Game Records	237
Career Playoff Leaders	238-239
Year-by-Year Breakdown	240
All-Time Playoffs Results	241-245
Deciding Games	246
Round-by-Round Results	247
Single-Game Top Performances	248

#### YEAR-BY-YEAR RESULTS

1949-2009	250-310
-----------	---------

#### ALL-TIME SIXERS ROSTER

All-Time Roster	312-329
All-Time Roster by School	370-372
All-Time Alphabetical Roster	373-374

#### SIXERS QUICK FACTS

Home Court: Wells Fargo Center  
Capacity: 20,328  
Colors: Red, White, Blue

#### FRANCHISE TIMELINE

Syracuse Nationals (1949-50)  
Philadelphia 76ers (1963-64)

#### TV OUTLETS

Comcast SportsNet; The Comcast Network

#### RADIO FLAGSHIP

WIP (610 AM)

#### SIXERS KEY PHONE NUMBERS

Executive Offices: 215.339.7600  
Ticket Office: 215.339.7676  
Public Relations: 215.339.7666  
Public Relations Fax: 215.339.7632

#### MAILING ADDRESS

3601 S. Broad St. ★ Philadelphia, PA 19148

**2010-11 PHILADELPHIA 76ERS MEDIA GUIDE CREDITS:** Editor: Sean McCloskey; Editorial Assistance: Lara Price, Mike Preston; Design and page layout: Sara Bono (Comcast-Spectacor, 3601 Creative Group), Account Executive: Michael Goldsborough (Comcast-Spectacor, 3601 Creative Group). Statistical sections of the media guide have been compiled with the help of Harvey Pollack and the Sixers Communications staff with research assistance provided by Elias Stats Bureau.

All NBA and team insignia depicted in this publication are the property of NBA Properties, Inc. and the respective teams of the NBA and may not be reproduced for commercial purposes without the prior written consent of NBA Properties, Inc. The information contained in this publication was compiled by the Philadelphia 76ers and is provided as a courtesy to our fans and the press and may be used only for personal or editorial purposes. Any commercial use of this information is prohibited without the prior written consent of the Philadelphia 76ers.

© 2010 Philadelphia 76ers

SIXERS.COM ★ 1





# General Information



Welcome.

The Philadelphia 76ers would like to welcome all members of the media to the 2010-11 season, our 15th season in the Wells Fargo Center and our 48th in the City of Brotherly Love. We ask you to please read this section carefully and thank you in advance for your anticipated cooperation.



**Michael Preston**  
*Director of Public Relations*



**Sean McCloskey**  
*Public Relations Coordinator*



**Rebecca Timms**  
*Public Relations Coordinator*

**CREDENTIALS:** Appropriate credentials are required for access to the Wells Fargo Center and should be kept visible at all times. In accordance with NBA regulations, the Sixers will limit the number of season credentials. In order to be considered for a season credential, an individual media member must cover a minimum of 30 Sixers home games, while others will be allotted on a game-by-game basis. A single-game credential allows the same access and privileges as a season pass. In accordance with NBA rules, all season passes must include a photo headshot of the approved individual. Media members wishing to cover a single game must contact the Philadelphia 76ers Public Relations staff at least 24 hours prior to the intended game. Passes are issued on a space-available basis for all single-game requests. First-time requests must be in written form on company letterhead and received by mail, or by fax at 215.339.7632. Credentials will be left at the Press Entrance (located on the North side of the Main Concourse Level) and can be picked up two hours prior to tip-off on game nights.

**ENTRANCE:** Media members attending a Sixers game at the Wells Fargo Center should enter the building through the Press Entrance, located on the North side of the Main Concourse Level.

**PARKING:** Parking passes are issued prior to the season to those media members who regularly cover the team. Media members wishing to cover a single game, and require parking, must contact the Philadelphia 76ers Public Relations staff at least 48 hours prior to game day. Media members attending Sixers games should park in Lot F, located between the Wells Fargo Center and the Spectrum, along the 11th Street side.

**MEDIA ROOM:** The media room is located at the Northeast corner of the Event Floor Level. Appropriate credentials are required for media room access. The media room consists of a dining facility, working stations and complimentary wireless internet access. Food, game notes, media kits, storage space and working space are available to the media during the course of an event. Food and beverages are served two hours before tip-off time. Refreshments are available during the game. A nominal fee of \$6 is charged for a pre-game meal.

**SEATING:** Home and visiting television will be seated courtside at the scorers table. Home and visiting radio will be seated in section 112 seating location. All other media will be assigned seats on the baseline (section 118) on a space-available basis.

**STILL & VIDEO PHOTOGRAPHERS:** Photo work space is limited and your cooperation is appreciated. Still and video photographers are limited to the baselines at each end of the court. In accordance with the NBA policy, no hard-back chairs are permitted courtside and all photographers must keep clear of the escape lanes on both sides of the basket stanchions. Rubber lens shades are required for all still photographers who are credentialed to shoot a 76ers game.

**LOCKER ROOM ACCESS:** The locker rooms are located on the west side (Broad Street) of the Event Level. In accordance with NBA policy, the 76ers locker room will be open 90 minutes prior and close 45 minutes prior to tip-off. Following a ten-minute cooling off period, the locker room will open after the game has been completed. Only credentialed media are allowed in the locker room and no autographs are permitted. Cell phones are not permitted in the locker rooms, per NBA policy. All media members are asked to have their passes visible at all times while in the Wells Fargo Center.

**GAME NOTES & STATS:** Game notes for both teams will be available in the press room two hours prior to tip-off. For visiting media, game notes, credentials, programs and recent news clips will be delivered to their hotel as early as possible upon arrival in Philadelphia. Play-by-play, quarterly boxes, halftime boxes, final notes and quotes will be delivered to all media locations as quickly as possible. Stat monitors are available to all in media the press room.

**PRACTICE HOTLINE:** Media members can access practice times on the 76ers 24 hours a day through a special automated hotline. Please contact the 76ers Public Relations office for the hotline number.

**PRACTICES & SHOOTAROUNDS:** Sixers practices and gameday shootarounds are held at Philadelphia College of Osteopathic Medicine (PCOM) located at 4190 City Ave. in Philadelphia. Parking is available in the garage across from the practice facility and in the parking lot across the street behind the facility. Please call the Sixers Media Hotline for practice and shootaround times.

**TELEPHONES:** The Sixers have a limited number of telephones available to working media members in the media section (section 118). Additional requests for telephone lines should be directed to the Wells Fargo Center Operations Department at 215.389.9490.

# General Information



## 76ERS MEDIA MEMBERS



**John Clark**  
*WCAU-TV*



**Bob Cooney**  
*Philadelphia Daily News*



**Kate Fagan**  
*Philadelphia Inquirer*



**Bob Ford**  
*Philadelphia Inquirer*



**Martin Frank**  
*Wilmington News Journal*



**Dan Gelston**  
*Associated Press*



**Phil Jasner**  
*Philadelphia Daily News*



**Dennis Deitch**  
*Delaware County Daily Times*



**Adam Levitan**  
*Metro Philadelphia*



**Dei Lynam**  
*Comcast SportsNet*



**Jack McCaffery**  
*Delaware County Daily Times*



**Tom Moore**  
*Calkins Newspapers*



**Beasley Reece**  
*KYW-TV*



**Keith Russell**  
*WPVI-TV*



**John Schuhmann**  
*NBA.com*



**Jack Scheuer**  
*Associated Press*



**Joe Staszak**  
*WTFX-TV*



**John Smallwood**  
*Philadelphia Daily News*







## General Information



### TELEVISION COVERAGE

In 2010 Comcast SportsNet's 76ers basketball coverage was honored for the second straight season by the National Academy of Television Arts and Sciences Mid-Atlantic Chapter with an Emmy award for "Outstanding Live Sports Coverage in a Series."

Anchored by the performance of multiple Emmy-Award winning play-by-play broadcaster **Marc Zumoff**, Comcast SportsNet will televise 73 games this season all in high-definition. In addition The Comcast Network will broadcast eight games, also in HD.

Each year, Comcast SportsNet Philadelphia carries more than 250 live broadcasts of the Sixers, Flyers, Phillies and NCAA.

In its third season as a regional broadcast outlet, The Comcast Network provides more than nine million Comcast cable viewers with a unique brand of live, interactive television delivered over its own fiber-optic network to 12 states and 20 television markets stretching from Maine to Virginia and Washington, D.C.

In addition to the outstanding on-air personalities, the Sixers broadcast team also has exceptional behind the scenes talent. Producer **J.R. Aguila**, is joined in the control room by Director **Dave Goetz**. Aguila is a multiple Emmy-Award winner with more than 28 years experience working professional sporting events in the Philadelphia market. Goetz, a previous producer and director of Sixers telecasts also has nearly three decades of impressive production credits. The duo joins Executive Producer **Shawn Oleksiak**, a member of the NBA broadcast advisory board and eight-time Emmy winner as well as a producer of over 1000 Sixers telecasts, to lead a stellar production crew in high definition 76ers broadcasts.

### COMCAST SPORTSNET PHILADELPHIA



**Brian Monihan**  
*Senior VP/GM  
Comcast SportsNet  
Philadelphia*



**Cynthia Weiss**  
*Vice President,  
Comcast SportsNet  
Marketing*



**Scott Faccenda**  
*Vice President,  
Comcast SportsNet  
Operations*



**Shawn Oleksiak**  
*Executive Director,  
Live Events/  
Remote Productions*



**J.R. Aguila**  
*Broadcast Producer*



**Dave Goetz**  
*Broadcast Director*



## General Information



### MARC ZUMOFF

#### Television Play-by-Play Announcer



Emmy-Award winner Marc Zumoff enters his 17th season as the Sixers television play-by-play announcer and his 29th as a part of the 76ers broadcast team. Zumoff, a Philadelphia native, was officially named play-by-play announcer on Aug. 17, 1994. He has been honored with an Emmy for best sports play-by-play broadcaster 10 times. Zumoff has also been honored by his alma mater, Temple University, with a Lew Klein Award and is a member of hall of fame for Temple's School of Communications and Theater.

During the summer, he co-hosts several stops on the Sixers Summer Hoops Tour. He also appears regularly at community functions on behalf of the team and spearheads the annual Tee off with Zumoff golf outing in September to benefit the Pathway School for learning disabled students. He also runs a company which helps aspiring performers to break into the business of broadcasting [www.marczumoff.com](http://www.marczumoff.com).

Zumoff has done play-by-play for NBA-TV and for Turner Sports' coverage of the NBA, including both regular season and playoff games, the network's coverage of the Goodwill Games, as well as play-by-play for The Comcast Network's coverage of college football. Prior to joining the Sixers broadcast team full time, Zumoff was a part of the now-defunct PRISM Sports Network and has done play-by-play for a variety of events and teams in the region, including the Philadelphia Flyers, the Philadelphia Big Five and the Philadelphia Fever of the Major Indoor Soccer League. Zumoff broke into television as the play-by-play talent for the Fever which helped lead to his position with PRISM. During his days at Temple, Zumoff announced Owl football and basketball games. Following his graduation from Temple University, he had stints at WBUD and WTTM Radio in Trenton, N.J. and WHWH Radio in Princeton, N.J. Zumoff lives in suburban Philadelphia with his wife Debbie and their two sons Jake and Pace.





## General Information



### RADIO COVERAGE

Sixers fans will be able to catch all the Sixers action on the radio in 2010-11, as Tom McGinnis returns for his 16th season as Voice of the Sixers. McGinnis, who hosts pregame, halftime and postgame shows for every game, can be heard on the 76ers Radio Network. Once again, WIP Radio (610 AM) in Philadelphia, will serve as the Sixers flagship station.



### TOM MCGINNIS

#### Radio Play-by-Play Announcer

Tom McGinnis enters his 16th season as the voice of the Sixers Radio Network. McGinnis has become one of the most recognizable radio personalities in sports today. While handling all the play-by-play on-air, he also serves as the 76ers Director of Radio Broadcasting. McGinnis co-hosts numerous stops on the Sixers Summer Hoops Tour in the off-season, as well as serving as a team spokesman at various events and other community relations efforts.

McGinnis, who grew up in Spring Valley, Ill., received a degree in Broadcast Journalism from Northern Illinois University in 1984. He played point guard his first two years in college at Benedictine University in Lisle, Ill. Before joining the Sixers prior to the 1995-96 season, McGinnis recorded 13 years of broadcasting experience, including seven years at local television stations, four years of play-by-play in the CBA with the Cedar Rapids Silver Bullets (1989-90) and LaCrosse Catbirds (1990-93) and two years calling minor league hockey games with the Cleveland Lumberjacks and the South Carolina Stingrays.

McGinnis lives in New Jersey with his wife, KYW-TV's Robin Rieger, and their two children, Kenna and Luke.

### NBA DIVISIONAL MAP



## General Information



### PHILADELPHIA COLLEGE OF OSTEOPATHIC MEDICINE (PCOM) SIXERS PRACTICE FACILITY



For more than a century, Philadelphia College of Osteopathic Medicine has trained highly competent, caring physicians, health practitioners and behavioral scientists who practice a "whole person" approach, treating people, not just symptoms. PCOM offers the doctor of osteopathic medicine degree and graduate programs in psychology, physician assistant studies, forensic medicine, organizational development and leadership, and biomedical sciences. Our students learn the importance of health promotion, education and service to the community and, through PCOM's five Healthcare Centers, provide care to the

medically underserved populations in inner city and rural locations.

In 1999, Philadelphia College of Osteopathic Medicine opened a state-of-the-art practice facility for the 76ers. The facility features a weight room with custom-sized equipment, an audio-visual room with theater seating, as well as a full size basketball court with two main baskets and four side baskets that are shared by the college and the 76ers. The facility also houses private coaches' offices, a training room and locker room exclusively for the Sixers.



### DIRECTIONS TO THE 76ERS PRACTICE FACILITY

#### PHILADELPHIA COLLEGE OF OSTEOPATHIC MEDICINE (4190 CITY AVE, PHILADELPHIA, PA 19131)

#### BY TRAIN

- ★ Arrive in Philadelphia at 30th Street Station. Cabs on either side of the concourses will bring you to destinations on City Ave. in about 20 minutes.

#### BY CAR

##### FROM NEW YORK, NEW JERSEY OR NEW ENGLAND:

- ★ Take the New Jersey Turnpike South to the PA Turnpike Exit 6.
- ★ Take the PA Turnpike West To Exit 24 (King of Prussia/Valley Forge).
- ★ After the toll booth, follow signs for Philadelphia, Interstate 76 East.
- ★ Take I-76 East to the City Avenue Exit (also known as City Line Avenue or U.S. Route 1 South).
- ★ Take City Avenue South two blocks to Monument Road (Adam's Mark Hotel is on the left).
- ★ Make a left onto Monument Road, PCOM's entrance is on right before light. Follow signs to parking garage. The 76ers Practice Facility is located in the Activities Center across from the parking garage.

##### FROM PHILADELPHIA INTERNATIONAL AIRPORT, WASHINGTON, D.C., BALTIMORE OR MARYLAND:

- ★ Take Interstate 95 North.
- ★ Look for signs to Interstate 76 West to Philadelphia - Valley Forge.
- ★ I-76 (follow signs to Valley Forge) - stay in left lane and look for the exit to City Line Avenue/Route 1 South.
- ★ Take City Avenue South two blocks to Monument Road (Adam's Mark Hotel is on the left).
- ★ Make a left onto Monument Road, PCOM's entrance is on right before light. Follow signs to parking garage. The 76ers Practice Facility is located in the Activities Center across from the parking garage.

#### BY AIR

- ★ Arrive at Philadelphia International Airport and take limo to City Ave. destinations, Adam's Mark Hotel or Holiday Inn. It runs frequently and takes about 45 minutes. Cost: \$8 per person. A cab ride will take about 30 minutes and cost approximately \$25.







# General Information



**NATIONAL BASKETBALL ASSOCIATION**  
**NBA ENTERTAINMENT**  
**WOMEN'S NATIONAL BASKETBALL ASSOCIATION**  
**NBA DEVELOPMENT LEAGUE**



**NEW YORK**  
 Olympic Tower  
 645 Fifth Avenue  
 New York, NY 10022  
 Telephone: 212-407-8000  
 Fax: 212-832-3861

**NEW JERSEY**  
 450 Harmon Meadow Boulevard  
 Secaucus, NJ 07094  
 Telephone: 201-865-1500  
 Fax: 201-865-2626  
 100 Plaza Drive  
 Secaucus, NJ 07094  
 Telephone: 201-865-1500  
 Fax: 201-974-5973

**NBA STORE**  
 666 Fifth Avenue  
 New York, NY 10103  
 Telephone: (212) 515-6221  
 Fax: (212) 515-6249

**NBA CITY**  
 6068 Universal Boulevard  
 Orlando, FL 32819  
 Telephone: (407) 363-5919  
 Fax: (407) 370-3178  
 600 First Avenue North  
 Minneapolis, MN 55403-1416  
 Telephone: (612) 767-2960



# General Information



**NBA DEVELOPMENT LEAGUE**  
 477 MADISON AVENUE, 3RD FLOOR  
 NEW YORK, NY 10022  
 212.407.8700



**AUSTIN TOROS**  
 12885 N. Hwy 183, Ste. 207  
 Austin, TX 78750  
 Arena: Cedar Park Center  
 Tel: (512) 236-8333 / Fax: (512) 236-8444  
 Media Relations Contact: Perri Travillion  
 (ptravillion@austintoros.com)  
 NBA Affiliation: San Antonio

**NEW MEXICO THUNDERBIRDS**  
 3001 Civic Center Circle  
 Rio Rancho, NM 87144  
 Tel: (505) 263-3865 / Fax: (505) 891-7350  
 Arena: Santa Ana Star Center  
 Media Relations Contact: Benjamin Gordon Goldstein  
 (bgoldstein@nmthbirds.com)  
 NBA Affiliations: New Orleans, Orlando

**BAKERSFIELD JAM**  
 1400 Norris Road  
 Bakersfield, CA 93308  
 Tel: (661) 615-6550 / Fax: (661) 615-6555  
 Arena: Bakersfield Jam Events Center  
 Media Relations Contacts: Christina Blanton  
 (Christina@bakersfieldjam.com)  
 NBA Affiliations: L.A. Clippers, L.A. Lakers

**RENO BIGHORNS**  
 250 Evans Avenue  
 Reno, NV 89501  
 Tel: (775) 334-2622 / Fax: (775) 284-4701  
 Arena: Reno Events Center  
 Media Relations Contact: TJ Lasita (tjlasita@nbarena.com)  
 NBA Affiliations: Golden State, Sacramento

**DAKOTA WIZARDS**  
 315 South 5th St.  
 Bismarck, ND 58504  
 Tel: (701) 258-2255 / Fax: (701) 255-7967  
 Arena: Bismarck Civic Center  
 Media Relations Contact: Scott Woodmansee  
 (swoody@dakotawizards.com)  
 NBA Affiliations: Memphis, Washington

**RIO GRANDE VALLEY VIPERS**  
 4500 North 10th Street, Suite 315  
 McAllen, TX 78504  
 Tel: (888) 748-6223 / Fax: (956) 972-1150  
 Arena: Dodge Arena  
 Media Relations Contact: Jonah Goldberg  
 (jgoldberg@rvipers.com)  
 NBA Affiliations: Houston

**ERIE BAYHAWKS**  
 110 East 8th Street  
 Erie, PA 16501  
 Tel: (814) 790-5600 / Fax: (814) 790-5608  
 Arena: Tullio Arena  
 Media Relations Contact: Matt Bresee  
 (matt.bresee@nbaerie.com)  
 NBA Affiliations: Cleveland, Toronto

**SIoux FALLS SKYFORCE**  
 2131 South Minnesota Ave  
 Sioux Falls, SD 57105  
 Tel: (605) 332-0605 / Fax: (605) 332-2305  
 Arena: Sioux Falls Arena  
 Media Relations Contact: Brett Hansen  
 (brett@skyforceonline.com)  
 NBA Affiliations: Miami, Minnesota

**FORT WAYNE MAD ANTS**  
 1910 St. Joe Center Rd, Ste. 61  
 Fort Wayne, IN 46825  
 Tel: (260) 469-4667 / Fax: (260) 469-4674  
 Arena: Allen County War Memorial Coliseum  
 Media Relations Contact: Heidi Busch  
 (heidi@fortwaynehoops.com)  
 NBA Affiliations: Detroit, Indiana, Milwaukee

**SPRINGFIELD ARMOR**  
 1 Monarch Place, Suite 220  
 Springfield, MA 01144  
 Tel: (413) 746-3263 / Fax: (413) 746-3262  
 Arena: MassMutual Center  
 Media Relations Contact: Nicole Hoffman  
 (nhoffman@armorhoops.com)  
 NBA Affiliations: New Jersey, New York, Philadelphia

**IDAHO STAMPEDE**  
 233 South Capitol Blvd., Suite 100  
 Boise, ID 83702  
 Tel: (208) 388-4667 / Fax: (208) 388-3845  
 Arena: Qwest Arena  
 Media Relations Contact: Jinny Giery  
 (jinny@idahostampede.com)  
 NBA Affiliations: Portland, Denver

**TEXAS LEGENDS**  
 2601 Avenue of the Stars, Suite 300  
 Frisco, TX 75215  
 Tel: (214) 469-0822 / Fax: (214) 469-0823  
 Arena: Dr. Pepper Arena  
 Media Relations Contact: Malcolm Farmer  
 (mfarmer@texlegends.com)  
 NBA Affiliations: Dallas

**IOWA ENERGY**  
 833 5th Ave  
 Des Moines, Iowa 50309  
 Tel: (515) 462-2849 / Fax: (515) 564-8551  
 Arena: Wells Fargo Arena  
 Media Relations Contact: Chris Makris (cmakris@iowanba.com)  
 NBA Affiliations: Chicago, Phoenix

**TULSA 66ERS**  
 2727 E. 21st St., Ste 500  
 Tulsa, OK 74114  
 Tel: (918) 585-8444 / Fax: (918) 398-6930  
 Arena: Tulsa Convention Center  
 Media Relations Contact: Mitch Heckart  
 (mheckart@tulsa66ers.com)  
 NBA Affiliations: Oklahoma City

**MAINE RED CLAWS**  
 413 Congress Street  
 Portland, ME 04101  
 Tel: (207) 210-6655 / Fax: (207) 210-6659  
 Arena: Portland Exposition Building  
 Media Relations Contact: Jana Spaulding  
 (jspaulding@maineredclaws.com)  
 NBA Affiliations: Boston, Charlotte

**UTAH FLASH**  
 5017 N Edgewood Dr.  
 Provo, UT 84604  
 Tel: (801) 434-4667 / Fax: (801) 705-1823  
 Arena: McKay Events Center  
 Media Relations Contact: Drew Sellers (drew@utahflash.com)  
 NBA Affiliations: Atlanta, Utah

## EUROPE

Headquarters - NBA EMEA  
 125 Kesington High Street  
 London W8 5SF UK  
 Telephone: 011-44-20-7795-8921  
 Fax: 011-44-20-7795-8901

## FRANCE

18 Rue Pasquier  
 75008, Paris, France  
 Telephone: 011-33-1-7841-4400  
 Fax: 011-33-1-7841-4327

## ITALY

Via Dogana 3  
 20123, Milano, Italy  
 Telephone: 011-39-02-8648-9361  
 Fax: 011-39-02-809-250

## SPAIN

pq. Empresarial 'La Finca'  
 Edif. 15A, 28223  
 Pozuelo de Alarcón  
 Madrid, Spain  
 Telephone: 001-34-91297-9700  
 Fax: 011-34-91799-5999

## TURKEY

Astoria Is Merkezi  
 Buyukdere Cad. No: 127 A Kule K:9  
 Esentepe 34394, Istanbul, Turkey  
 Telephone: 011-90-212-340-7600  
 Fax: 011-90-212-340-7601

## AFRICA

Nelson Mandela Square  
 2nd Floor, West Tower  
 Maude Street, Sandown  
 Johannesburg, South Africa  
 TEL: 011-27-11-881-5980  
 FAX: 011-27-11-881-5611

## LATIN AMERICA

American Airlines Arena  
 601 Biscayne Boulevard  
 Miami, FL 33132  
 Telephone: 305-269-4100  
 Fax: 305-269-4139

## MEXICO

Jose Maria Castorena 324  
 Suite #206-207  
 Col. Cuajimalpa, Mexico, D.F. C.P. 05000  
 Telephone: 011-5255-813-6699/7000  
 Fax: 011-5255-812-7464

## CANADA

40 Bay Street; Suite 400  
 Toronto, Ontario  
 Canada M5J 2X2  
 Telephone: 416-364-2030  
 Fax: 416-364-0205

## ASIA/PACIFIC

## CHINA—BEIJING

19th Floor, Office Tower 2  
 China Central Place  
 No 79 Jianguo Road  
 Chaoyang District  
 Beijing 100025, China  
 Telephone: 011-86-10-5200-8200  
 Fax: 011-86-10-5200-8202

## CHINA—SHANGHAI

Uniti 2703-08, 27/F,  
 Tower, 2, Plaza 66  
 1366 Nanjing West Road  
 Shanghai 200040, China  
 Telephone: 011-86-21-6137-2200  
 Fax: 011-86-21-6288-9920

## HONG KONG

1207 Man Yee Building  
 68 Des Voeux Road Central  
 Central Hong Kong  
 Telephone: 011-852-2843-9600  
 Fax: 011-852-2536-4808

## JAPAN

Aioi Insurance Shinjuku Bldg.,  
 14th Floor  
 3-25-03 Yoyogi, Shibuya-ku  
 Tokyo, Japan 151-0053  
 Telephone: 011-813-5351-2411  
 Fax: 011-813-5351-2470

## TAIWAN

Suite 1303, No. 88, Section 2, Chung Hsiao  
 East Road  
 Taipei, Taiwan ROC  
 Telephone: 011-886-2-2358-1900  
 Fax: 011-886-2-2358-1098

## KOREA

41F Gangnam Finance Center  
 737 Yeoksam-dong, Gangnam-gu  
 Seoul Korea 135-984  
 Telephone: 011-822-2008-4617  
 Fax: 011-822-2008-4618

## 2010-11 NBA KEY DATES

### 2010

September 24 Training camps open for teams playing in Europe, Mexico and China  
 September 27 Training camps open for all other teams  
 October 22 2010 NBA Preseason ends  
 October 25 Rosters set for Opening Day  
 October 26 Start of the 2010-11 NBA Regular Season  
 Oct. 26 - Nov. 2 NBA Tip-Off 2010 presented by Kia Motors

### 2011

January 5 10-day contracts may now be signed  
 January 10 All player contracts are guaranteed for the remainder of the season  
 February 20 2011 NBA All-Star Game (Los Angeles, CA)

## 2010 (cont.)

February 24 Trading Deadline, 3 p.m. ET  
 April 6-9 Portsmouth Invitational Tournament  
 April 13 2010-11 NBA Regular Season ends  
 April 14 Rosters set for 2011 NBA Playoffs  
 April 16 2011 NBA Playoffs begin  
 April 24 Early Entry Deadline, 11:59 p.m. ET  
 May 17 NBA Draft Lottery  
 June 2 2010 NBA Finals start date (possible move-up to May 31)  
 June 13 NBA Draft Early Entry Entrant Withdrawal Deadline (5:00 p.m. ET)  
 June 16 NBA Finals latest possible end date  
 June 23 2011 NBA Draft





# General Information



## 2009-10 NBA D-LEAGUE SEASON IN REVIEW

### STANDINGS

EASTERN CONFERENCE							WESTERN CONFERENCE						
TEAM	W	L	PCT	GB	HOME	ROAD	TEAM	W	L	PCT	GB	HOME	ROAD
Iowa	37	12	.740	0.0	19-6	18-7	Rio Grande Valley	34	16	.680	0.0	21-4	13-12
Sioux Falls	32	18	.640	5.0	20-5	12-13	Austin	32	18	.640	2.0	18-7	14-11
Dakota	29	21	.580	8.0	21-4	8-17	Reno	28	22	.560	6.0	15-10	13-12
Maine	27	23	.540	10.0	16-9	11-14	Utah	28	22	.560	6.0	14-11	14-11
Fort Wayne	22	28	.440	15.0	13-12	9-16	Tulsa	27	23	.540	7.0	16-9	11-14
Erie	21	29	.420	16.0	10-15	11-14	Idaho	25	25	.500	9.0	14-11	11-14
Springfield	7	43	.140	30.0	7-18	0-25	Albuquerque	18	32	.360	16.0	13-12	5-20
							Bakersfield	17	33	.340	17.0	10-15	7-18
							Los Angeles	16	34	.320	18.0	9-16	7-18

### AWARD WINNERS


- Most Valuable Player:** Mike Harris, Rio Grande Valley
- D-League Impact Player:** Brian Butch, Bakersfield
- Dennis Johnson Coach of the Year Award:** Chris Finch, Rio Grande Valley
- Rookie of the Year:** Alonzo Gee, Austin
- Defensive Player of the Year:** Greg Stiemsma, Sioux Falls
- Jason Collier Sportsmanship Award:** Andre Ingram, Utah

### LEAGUE LEADERS

- Scoring:** Mike Harris, Rio Grande Valley (27.1)
- Blocks:** Greg Stiemsma, Sioux Falls (3.6)
- Rebounding:** Dwayne Jones, Austin (16.0)
- FG%:** Cezary Trybanski, Reno (.661)
- Assists:** Curtis Stinson, Iowa (10.9)
- 3PT%:** Chad Toppert, Albuquerque (.481)
- Steals:** Orien Greene, Utah (2.62)
- FT%:** Blake Ahearn, Erie/Bakersfield (.949)

### 76ERS ALL-TIME D-LEAGUE TRANSACTION HISTORY

- November 28, 2006:** Assigned Bobby Jones and Louis Williams to the Forth Worth Flyers
- December 8, 2006:** Recalled Bobby Jones and Louis Williams from the Forth Worth Flyers
- March 8, 2007:** Signed Louis Amundson (Colorado 14ers) to a 10-day contract
- March 18, 2007:** Signed Louis Amundson (Colorado 14ers) to second 10-day contract
- March 28, 2007:** Signed Louis Amundson (Colorado 14ers) for the remainder of the season



# Comcast-Spectacor





COMING

A UNIQUE RETAIL, RESTAURANT

SOON!

AND ENTERTAINMENT DESTINATION!



SHOP, DINE AND PLAY AT PHILLY LIVE!

[PhillyLiveComingSoon.com](http://PhillyLiveComingSoon.com)





# Providing a Total Entertainment Experience



Comcast-Spectacor continues to establish itself as a leader in the sports and entertainment industry, providing high quality sports and entertainment to millions of fans across North America.

In addition to owning the **Philadelphia Flyers** and the **76ers**, Comcast-Spectacor operates arenas, convention centers, stadiums, and theaters through its subsidiary **Global Spectrum**; provides food, beverage, and catering services to these and other venues through its subsidiary **Ovations Food Services**; sells millions of tickets to events and attractions at a variety of public assembly venues through either **Paciolan**, a leader in providing venue enablement, ticketing, fundraising and ticketing technology, or through **New Era Tickets**, a complete, full-service ticketing company;

and enhances revenue streams for public assembly facilities and other clients through its subsidiary **Front Row Marketing Services**.

Comcast-Spectacor owns a series of community ice hockey rinks, **Flyers Skate Zone**, and produces eight ice skating extravaganzas broadcast nationally on NBC-TV through a partnership with **Disson Skating**.

Comcast-Spectacor is committed to improving the quality of life for people in communities it serves. The Comcast-Spectacor Foundation, encompassing Flyers, Sixers, and Global Spectrum Charities, has contributed more than \$20 million to countless recipients and touched hundreds of thousands of lives.

[comcast-spectacor.com](http://comcast-spectacor.com)

Philadelphia Flyers • Philadelphia 76ers • Global Spectrum • Ovations Food Services • New Era Tickets • Front Row Marketing • Wells Fargo Complex • Flyers Skate Zone • Comcast SportsNet • Disson Skating • Comcast-Spectacor Foundation • Philadelphia Flyers • Philadelphia 76ers • Global Spectrum



Wells Fargo Complex • Flyers Skate Zone • Comcast SportsNet • Disson Skating • Comcast-Spectacor Foundation • Philadelphia Flyers • 76ers • Global Spectrum • Ovations Food Services • New Era Tickets • Front Row Marketing • Wachovia Complex • Flyers Skate Zone • Disson Skating • 360





# Comcast-Spectacor



## COMCAST-SPECTACOR STAFF DIRECTORY

### OFFICE OF THE CHAIR

Ed Snider ..... Chairman  
 Peter A. Laukko ..... President & Chief Operating Officer  
 Fred Shabel ..... Vice Chairman  
 Russ Chandler ..... Executive Vice President,  
 Chief Financial Officer  
 Phil Weinberg ..... Executive Vice President,  
 General Counsel  
 Sandy Lipstein ..... Emeritus

### COMCAST-SPECTACOR SENIOR MANAGEMENT

Joe Croce ..... Sr. Vice President, Sales  
 John Page ..... Sr. Vice President/COO, Global Spectrum  
 Mary Ann Saleski ..... Sr. Vice President,  
 Comcast-Spectacor Foundation  
 Mich Sauters ..... Sr. Vice President, Business Development  
 Michael Ahearn ..... Vice President, Operations  
 Bob Baer ..... Vice President, Finance & Corporate Contoller  
 Lew Bostic ..... Vice President, Risk Management  
 Gail Clark ..... Vice President, Project Development  
 Fran Cassidy ..... Vice President, Premium Seating  
 Dan Clemmens ..... Vice President, Finance  
 Mark DiMaurizio ..... Vice President, Technology Solutions  
 Pat Ferrill ..... Vice President,  
 Rink Management and Development  
 Todd Glickman ..... Vice President,  
 Sales & Client Relations, Global Spectrum  
 Mike Hasson ..... Vice President, Security and Services  
 Lane Miller ..... Vice President, Human Resources  
 Peggy Moroz ..... Vice President, 3601 Creative Group  
 Tim Murphy ..... Vice President and General Manager,  
 Wells Fargo Complex  
 Ike Richman ..... Vice President, Public Relations  
 Brian Rothenberg ..... VP Sr. Assistant General Counsel  
 Bob Schwartz ..... Vice President, Marketing

### GROUP SALES

Tom McDonnell ..... Director  
 Katie Porco ..... Office Coordinator  
 Emily Bahnick ..... Corporate Partnership Coordinator  
 Brian Adams ..... Sports Account Executive  
 Andrew Bateman ..... Sports Account Executive  
 Kristine Bergandino ..... Sports Account Executive  
 Reta Feldman ..... Sports Account Executive  
 Joe Rossi ..... Sports Account Executive

### PREMIUM SEATING

Jimmy Dunk ..... Director  
 Julie Battista ..... Manager of Finance & Inventory  
 Jamie Pilka ..... Sales and Marketing Coordinator  
 Amanda Keen ..... Client Services Event Planner  
 Anthony Monaco ..... Sales Manager  
 Chris Genter ..... Sr. Sales Executive  
 Matt Kane ..... Sales Executive  
 Alex Macy ..... Sales Executive  
 Tyler McAllister ..... Sales Executive  
 Dominic Micali ..... Sales Executive  
 Pat Ryan ..... Sales Executive

### PREMIUM SERVICES

Graig Selgrath ..... Director  
 Eric Stiles ..... Premium Membership Manager, Cadillac Grille  
 Steve Tamburo ..... Membership Sales Executive, Cadillac Grille  
 Chad Cavanaugh ..... Customer Service Rep  
 Jennifer Feenstra ..... Customer Service Rep  
 Rachael Wunderlich ..... Customer Service Rep

### AD SALES DEPARTMENT

Bo Koelle ..... Director  
 Jacqueline Halligan ..... Sponsorship Manager  
 Shannan Archer ..... Manager, TV Services  
 Bree Daneker ..... Account Coordinator  
 Danielle Martinez ..... Account Coordinator  
 Mike Garrity ..... Sales Manager  
 Jim Heyer ..... Sr. Account Coordinator  
 Andrew Humphreys ..... Sr. Account Coordinator  
 Michael O'Connor ..... Sr. Account Coordinator  
 Joe Watson ..... Sr. Account Coordinator  
 Bryan Collins ..... Account Executive  
 Jacqueline Gesualdi ..... Account Executive  
 Bill Hagan ..... Account Executive  
 Rich Rodowicz ..... Account Executive

Dan Rudley ..... Account Executive  
 Trent Tattar ..... Account Executive  
 Sheri Wade ..... Contract Services Manager  
 John Braun ..... National Sales Manager

### MARKETING/PUBLIC RELATIONS

Dustin Godsey ..... Director, Marketing  
 Ashley Vanett ..... Hospitality Coordinator  
 Charlotte Zappille ..... Hospitality Director  
 Jason Toner ..... Marketing Manager  
 Ian Adler ..... Asst. Marketing Manager  
 Mary Paolantonio ..... Asst. Marketing Manager  
 Daniel Webb ..... Asst. Marketing Manager

### 3601 CREATIVE GROUP

Matt Coppola ..... Director, Video & Event Production  
 Chris Corey ..... Engineering Manager  
 Andrew Respler ..... Sixers Producer  
 Joe Lopchinsky ..... Art Director  
 Sara Bono ..... Graphic Designer  
 Stuart Topel ..... Creative Director  
 Mike Apalucci ..... Video Editor  
 Greg Pepper ..... Graphic Artist  
 Justin Rutherford ..... Videographer

### SECURITY & SERVICES DEPARTMENT

Linda DiJoseph ..... Director, Security Operations  
 Sean Farrell ..... Event Security Manager  
 Tom McFlynn ..... Event Security Manager  
 John Thomas III ..... Event Security Manager  
 Tim Fitzgerald ..... Building Security Manager  
 Jason Blythe ..... Concierge Services Manager  
 Paul Garofalo ..... Parking Manager  
 Jerry White ..... Assistant Parking Manager

### HUMAN RESOURCES

Patricia Bock ..... Director  
 Nicole Cammarota ..... Director-Global Spectrum  
 Maureen Timlin ..... Administrative Manager  
 Lauren McNally ..... Benefits Manager  
 Emily Pilling ..... Benefits Manager  
 John Mansor ..... Employment Manager  
 Pete Powell ..... Employee Relations Coordinator  
 Cass Flynn ..... Human Resources Assistant

### INFORMATION TECHNOLOGY

Bill Savage ..... Director  
 Bob Sparks ..... IT Operations Manager  
 Meredith Smith ..... Project Manager  
 Wayne Brill ..... Director, Infrastructure  
 Chris Westcott ..... Manager, Infrastructure

### TECHNOLOGY SOLUTIONS

Trip Black ..... Director, Interactive Marketing  
 Dennis Nelson ..... Director, CRM  
 Jill Jablonski ..... Senior Business Analyst  
 Michelle Diago ..... Manager, Customer Insight  
 Carter Young ..... CRM & Technology Analyst  
 Zack Lloyd ..... Assistant Interactive Marketing Manager

### OPERATIONS/EVENT PRODUCTION

Phil Laws ..... Director  
 Dan Rubino ..... Director, Projects  
 Ryan Hemenway ..... Facility Manager  
 Tim Allen ..... General Foreman  
 Chris Lawrence ..... Event Manager  
 Joe Dolan ..... Event Manager  
 Joe Sheridan ..... Event Manager

### COMCAST-SPECTACOR FOUNDATION

Shauna Wilson ..... Development Manager  
 Donna Katzman ..... Director of Events  
 Clare Scullin ..... Finance Manager

### COMCAST SPORTSNET PHILADELPHIA


Brian Monihan ..... Senior Vice President and General Manager  
 Michelle Murray ..... Senior Director of News Programming  
 Cynthia Weiss ..... Vice President, Marketing

# Comcast-Spectacor



## ED SNIDER

### Comcast-Spectacor Chairman/CEO



Ed Snider is an iconic entrepreneur and true visionary in the sports and entertainment industry. His emergence as a leader in the Philadelphia Sports Market began in 1966, by bringing a National Hockey League franchise to the city, as the founder of the Philadelphia Flyers. He became the driving force behind the construction of the Spectrum and assumed control of the building in 1971. In 1974, Snider created Spectacor as the management company to oversee the Flyers and Spectrum. Over the next 20 years, Spectacor experienced unprecedented growth earning national acclaim for its impact in the sports and entertainment business. Under Snider's guidance, Spectacor developed and acquired nearly a dozen related companies.

In 1996, he merged Spectacor with the Comcast Corporation to form Comcast-Spectacor. The new venture initially consisted of the Philadelphia Flyers, Philadelphia 76ers, Wells Fargo Center, Wells Fargo Spectrum, and Philadelphia Phantoms. Comcast-Spectacor then joined with the Philadelphia Phillies to form Comcast SportsNet, one of the highest-rated regional sports cable networks in the country.

More recently, Comcast-Spectacor developed Global Spectrum, an international facilities management company; Ovations Food Services, an international concessions company; New Era Tickets, a full-service ticketing company; and the Flyers Skate Zone community ice rinks. Comcast-Spectacor acquired Paciolan, a leading provider of ticketing software technology from Live Nation in March of 2010. These entities all represent components of Snider's vision: "Take what you do well and grow it."

Snider's success and business acumen have been widely recognized by his peers. He was elected to the Hockey Hall of Fame in 1988 and serves on the NHL's Executive Committee. He is also a member of the NBA's Advisory Finance Committee. He is a recipient of the Lester Patrick Award for outstanding service to hockey in the United States and has been elected to the Pennsylvania Sports Hall of Fame, the Philadelphia Sports Hall of Fame, the Philadelphia Jewish Sports Hall of Fame, and the Flyers Hall of Fame. In 2005, he received the Greater Philadelphia Chamber of Commerce's William Penn Award, the most prestigious business honor in the region, and the Ellis Island Medal of Honor awarded to Americans of all ethnic backgrounds who have made significant contributions to our society. He is also a past recipient of the Anti-Defamation League's Americanism Award.

One of Snider's recent accomplishments is the creation of the Ed Snider Youth Hockey Foundation, which provides underserved children in the Philadelphia area with the opportunity to learn to play ice hockey at area rinks. The program features an educational component that emphasizes teamwork and goal setting as important life lessons. In 2008, the Snider Hockey Foundation rescued three of the five Philadelphia inner-city ice-skating rinks that had been targeted for closure by funding and operating them for the City. The Foundation now funds and administers programming in all five City rinks.

Snider received honorary degrees from Hahnemann University and Thomas Jefferson Hospital. He is also a Benefactor of the Sol C. Snider Entrepreneurial Center of the Wharton School of the University of Pennsylvania and Vice Chairman of the Simon Wiesenthal Center.

Snider's philanthropic generosity has benefitted numerous organizations and agencies throughout the Greater Philadelphia Region. In May 1999, readers of the Philadelphia Daily News selected him as Philly's Greatest mover and shaker of the millennium. He resides in suburban Philadelphia. His children are daughters Lindy, Tina, and Sarena and sons Craig, Jay, and Samuel, as well as 15 grandchildren.

Snider's philanthropic generosity has benefitted numerous organizations and agencies throughout the Greater Philadelphia Region. In May 1999, readers of the Philadelphia Daily News selected him as Philly's Greatest mover and shaker of the millennium. He resides in suburban Philadelphia. His children are daughters Lindy, Tina, and Sarena and sons Craig, Jay, and Samuel, as well as 15 grandchildren.







## Comcast-Spectacor



### PETER A. LUUKKO

**President/COO of Comcast-Spectacor,  
Chairman of Global Spectrum**

Peter A. Luukko is President and Chief Operating Officer of Comcast-Spectacor. He works closely with Comcast-Spectacor Chairman Ed Snider in overseeing the day-to-day operations of all of the company's interests.

Additionally, Luukko, who is also Chairman of Global Spectrum, is responsible for creating new business opportunities for Comcast-Spectacor in the fields of facility management, sports ownership and operation, food and concessions, as well as consulting in those same fields.

Luukko's extensive sports management career began in 1981 after parlaying an internship at the New Haven Coliseum into the Director of Marketing for the facility. He later joined the Providence Civic Center as the facility's assistant general manager.

In 1985, Luukko joined Spectacor Management Group (SMG), at the time owned in part by Snider, and soon became Vice President of SMG's Western Region and facility manager for SMG's Los Angeles Coliseum and Sports Arena. During that time, he was credited for greatly improving the facilities' reputation. In addition, he had spent time overseeing other SMG facilities.

In 1993, Luukko left SMG to become President of the Spectrum. In the following years he became responsible for managing Comcast-Spectacor's growing interests, and helped the company become a nationally recognized leader in sports and entertainment with the acquisition of Globe Facility Services in 2000. After renaming the company Global Spectrum, the public assembly management firm grew from seven facilities in 2000 to just over 90 facilities in 2010. Additionally in 2000, Comcast-Spectacor acquired Leisure Food Services and renamed the company Ovations Food Services. Comcast-Spectacor made a significant investment into a ticketing technology company, Paciolan, and employed its technology to create a full-service ticketing company, New Era Tickets, in 2004. Comcast-Spectacor acquired 100 percent of Paciolan from Live Nation in 2010.

Under Luukko's leadership, Comcast-Spectacor helped Philadelphia garner national attention and awareness by attracting the 2002 NBA All-Star Weekend, the 2001 NCAA Men's East Regionals, the 2001 and 2002 X Games, the 2000 NCAA Women's Final Four, the 2000 Republican National Convention, the 2008 U.S. Olympic Team Trials for Gymnastics, the 2011 NCAA Wrestling Championships, the 2014 NCAA Frozen Four, and numerous other sports and entertainment events to the City of Philadelphia.

A recognized leader in the facility management industry, Luukko was the 2000 recipient of the City of Hope's Tri-State Labor Award. He also received the 2002 prestigious Harold J. VanderZwaag Distinguished Alumnus Award from the Sports Management Program of the University of Massachusetts for his accomplishments in the field of sports management.

Luukko actively serves on the Board of Directors for the Philadelphia Convention and Visitors Bureau, and the Philadelphia Sports Congress, and the Ed Snider Youth Hockey Foundation. He also serves on both the National Hockey League's and the National Basketball Association's Board of Governors.

Luukko is a hockey player, hockey coach, and hockey parent. He is a graduate of the University of Massachusetts. He and his wife, Casey, along with their children; Nick, Dana, and Max; reside in West Chester, Pennsylvania.

## Comcast-Spectacor



### FRED SHABEL

**Vice Chairman of Comcast-Spectacor**

Fred A. Shabel is Vice-Chairman of Comcast-Spectacor. He has been with Comcast-Spectacor for 30 years. During that time, Shabel has guided the company's transition from being a local sports team in an arena, to being a moving force in the Philadelphia community.

Shabel is an active participant in numerous community organizations. He is a member of the Board of Directors of the Greater Philadelphia Chamber of Commerce; the Honorary Board of Directors of Police Athletic League, the Board of Directors of the Ed Snider Youth Hockey Foundation, as well as a member of the Advisory Board for Arthur Ashe Youth Tennis and Education.

He has served as Chairman of the Greater Philadelphia Tourism Marketing Corporation, as well as on the Board of Directors of the Philadelphia Convention and Visitors Bureau, the Arthritis

Foundation, the Board of Governors of the Institute for Cancer and Blood Diseases, the Philadelphia Sports Congress, the Philadelphia Police Foundation Board, the Philadelphia Geriatric Center, the Central Philadelphia Development Corporation Board and Executive Committee, the Independence Visitor Center Corporation, the Board of Trustees of the Franklin Institute, the Moore College of Art, and Friends of Rittenhouse Square. Other board memberships include One to One Mentoring, Center City District, and the Philadelphia Museum of Art Corporate Partners.

Prior to joining Spectacor as President in 1980, he was Vice President for Operations at the University of Pennsylvania from 1975 to 1980. He was Penn's Athletic Director from 1967 to 1975. In that time, his teams achieved 28 Ivy League titles and numerous national rankings. In 1972-73, Intercollegiate Athletics at Penn accomplished a benchmark season, topping all previous victory records during the school's 26 years in the Ivy League.

During his tenure at the University of Pennsylvania Shabel served as Chairman of the Ivy League Athletic Directors and the Eastern Collegiate Television Committee, and was Director of the Penn Relays.

Shabel began his collegiate athletics career as a member of the Duke University Men's Basketball team where he later became Assistant Basketball Coach under Vic Bubas from 1957 to 1963. He moved on to become Head Basketball Coach at the University of Connecticut and was honored as New England Coach of the Year in 1964. He served as First Lieutenant in the United States Air Force from 1954 to 1956.

He has been the recipient of the Duke Alumni Award, the Penn Varsity Club Award, the University of Pennsylvania Hunter Lott Award, the Anti-Defamation League Torch of Liberty Award, Girl Scouts of Southeastern Pennsylvania "Take the Lead" Champion Award and the Arthur Ashe Youth Tennis and Education "Champions for Children." He was recently inducted into the New England Division I Basketball Hall of Fame in the Coaching Class.

Fred and his wife Irene reside in Center City Philadelphia. He has two grown children; a son, Alan, and a daughter, Lisa; and two grandchildren, Gemma and Samuel.





# Comcast-Spectacor



## RUSS CHANDLER

### Executive Vice President/Chief Financial Officer

Russ Chandler was named Executive Vice President of Finance and Chief Financial Officer for Comcast-Spectacor on August 23, 2010. Prior to joining Comcast-Spectacor, he spent 18 years with Comcast Corporation.

Chandler is responsible for overseeing all day-to-day financial aspects of the company, including financial reporting, budgeting, taxation, and treasury functions. In addition, he serves on Comcast-Spectacor's Office of the Chair, the company's executive management group.

At Comcast, Chandler was heavily involved in the launches of several new networks for Comcast, including PBS Kids Sprout, TV One, and Comcast SportsNet Chicago. He also handled sports television rights negotiations for Comcast with the San Francisco Giants, the Oakland As, the Portland Trailblazers, the San Jose Sharks, and the Washington Capitals.

Prior to joining Comcast, Chandler was a staff accountant for Deloitte & Touche from 1988 through 1990.

Chandler received a B.S. degree in Business Administration from Boston University School of Management in 1988 and his M.B.A., with honors, from Notre Dame in 1991. He is the father of two young children, son, RJ, and daughter, Elise, and he resides in Mantua, NJ.



## PHIL WEINBERG

### Executive Vice President/General Counsel

Phil Weinberg has been Executive Vice President/General Counsel at Comcast-Spectacor since the partnership was created in 1996. Previously, Weinberg was Spectacor's Vice President/General Counsel since December of 1990.

Weinberg is responsible for oversight of all the company's legal affairs, including litigation, financing activities, and player related matters. He is an alternate governor to the National Hockey League and to the National Basketball Association. He participated in structuring the construction and permanent financing for the Wells Fargo Center (1994) and in the merger between Comcast and Spectacor (1996).

Weinberg received a BA in Political Science from Hamilton College in Clifton, New York, in 1977 and his law degree from Boston University in

1983. Between 1977 and 1980, he served as an assistant to the Commissioner of the New York City Department of Environmental Protection. Prior to joining Spectacor, he was in the private practice of law for seven years, primarily with the litigation firm of Sprague and Sprague.

He also serves on the Board of Directors of the Ed Snider Youth Hockey Foundation, the Comcast-Spectacor Foundation, and White Williams Scholars.

Weinberg resides in Jenkintown, Pennsylvania, with his wife, Terry; daughter, Sydney; and son, Zachary.

# Comcast-Spectacor



## COMCAST-SPECTACOR STAFF ★ SENIOR MANAGEMENT



**Joe Croce**  
Senior Vice President,  
Sales



**John Page**  
Senior Vice President,  
COO Global Spectrum



**Mary Ann Saleski**  
Senior Vice President,  
Comcast-Spectacor  
Foundation



**Mich Sauers**  
Senior Vice President,  
Business  
Development



**Michael Ahearn**  
Vice President,  
Operations



**Bob Baer**  
Vice President,  
Finance and  
Corporate Controller



**Lew Bostic**  
Vice President,  
Risk Management



**Fran Cassidy**  
Vice President,  
Premium Seating



**Gail Clark**  
Vice President,  
Project Development



**Dan Clemmens**  
Vice President,  
Finance



**Mark DiMaurizio**  
Vice President,  
Technology Solutions



**Pat Ferrill**  
Vice President  
Rink Management  
and Development



**Mike Hasson**  
Vice President,  
Security and Services



**Lane Miller**  
Vice President,  
Human Resources



**Peggy Moroz**  
Vice President,  
3601 Creative Group



**Tim Murphy**  
Vice President and  
General Manager  
Wachovia Complex



**Ike Richman**  
Vice President,  
Public Relations



**Brian Rothenberg**  
Vice President and  
Senior Assistant  
General Counsel



**Bob Schwartz**  
Vice President,  
Marketing

Comcast-Spectacor







# Wells Fargo Center



# Wells Fargo Center



## DIRECTIONS TO WELLS FARGO CENTER

**From New Jersey via the Walt Whitman Bridge:** Follow the signs for Broad Street. At the end of the Broad Street ramp, turn left and follow the signs to the Sports Complex. The Wells Fargo Center will be on your left.

**From Interstate 76/Schuylkill Expressway:** Traveling east, follow the signs for South Jersey, Walt Whitman Bridge and Sports Complex. Continue east to exit 45, Broad Street, Sports Complex. At the bottom of the exit ramp, take a right onto Broad Street. The Wells Fargo Center will be on your left.

**From Interstate 476/Blue Route:** Take I-476 South to the end. Follow signs for I-95 North, Philadelphia. Take I-95 North to Broad Street exit. The Wells Fargo Center will be on your right.

**From Interstate 95:** From I-95 northbound or southbound, take the Broad Street exit. The Wells Fargo Center will be on your right.

**From Northern New Jersey via NJ Turnpike:** Take the NJ Turnpike to exit 3. Take Rt. 168 North and follow signs for Walt Whitman Bridge. After crossing bridge and paying toll, stay on I-76 and follow the signs for Broad Street. At the end of the Broad Street ramp, turn left and follow the signs to the Sports Complex. The Wells Fargo Center will be on your left.

**By Air:** Arrive at Philadelphia International Airport and take a taxi to the Wells Fargo Center. The ride takes about 10 minutes and should cost approximately \$20.

**By Train:** Arrive in Philadelphia at 30th Street Station. A taxi on either side of the concourse will bring you to the Wachovia Center. The ride takes about 15 minutes and should cost approximately \$20.

**By Mass Transit:** The Wells Fargo Center is accessible via SEPTA. Take the Broad Street Subway (Orange line) to the AT&T Station (Pattison Ave.). Round-trip SEPTA tokens can be purchased for \$2.90. A single-day pass costs \$7.

## WELLS FARGO CENTER QUICK FACTS

**Wells Fargo Center Ownership:**  
Comcast-Spectacor

**Management Company:**  
Global Spectrum

**Web:** wachoviacenter.com  
Twitter.com/WellsFargoCenter  
Facebook.com/WellsFargoCtr

**Ticketing:** ComcastTIX.com

**Opening Date:** August 31, 1996

**First 76ers Game at Wells Fargo Center:** 76ers vs. Milwaukee (11/1/96)

**Capacity (Basketball):** 20,318

**Premium Seating:** 126 suites and 14 club boxes

**Concession Stands:** 30

**Parking:** Accommodations for 6,100 cars

**Amenities:** The Cadillac Grille, AT&T Pavilion, P.J. Whelihan's, The Lexus Club, and The Philadelphia Park Sports Bar

**Scoreboard:** Wachovia Center boasts a spectacular, high-tech, center-hung scoreboard. The state-of-the-art technology brings light emitting diode (LED) signage system to create incredible visual displays for all sporting events and attractions.

Comcast-Spectacor hired ANC to design, construct, and install the structure which features 12 LED video displays between two circular LED ribbons. In all, the scoreboard delivers over 3,200 square feet of active LED signage.

### Major events:

- ★ 1996 World Cup of Hockey
- ★ 1997 Stanley Cup Finals
- ★ 1998 U.S. Figure Skating Championships (Olympic Trials)
- ★ 1999 AHL All-Star Classic
- ★ 2000 NCAA Women's Basketball Final Four
- ★ 2000 Republican National Convention
- ★ 2001 and 2002 X Games
- ★ 2001 NCAA Men's East Regionals
- ★ 2001 NBA Finals
- ★ 2002 NBA All-Star Weekend
- ★ 2006 NCAA Men's Basketball First & Second Round
- ★ 2008 Gymnastic Olympic Trials
- ★ 2009 NCAA Men's Basketball First & Second Round
- ★ 2011 NCAA Wrestling Championships

## PROJECT FACTS

### COST

\$210 million

### GROUND BREAKING

Sept. 14, 1994

### ARCHITECTS

Ellerbe Becket

### BUILDERS

L.F. Driscoll

### PROJECT MANAGERS

Fox Management Company

### DETAILS

1,400 workers, 7,000 tons of steel, 19,000 cubic yards of concrete, 32,500 square feet of glass, 62,000 linear feet of driven piles, 76,000 tiles, 400,000 square feet of dry wall.

### NAMING RIGHTS

- ★ CoreStates Center, Sept. 14, 1994 to Sept. 1, 1998
- ★ First Union Center, Sept. 1, 1998 to July 28, 2003
- ★ Wachovia Center, July 28, 2003 to July 26, 2010
- ★ Wells Fargo Center, July 27, 2010 to present





# Wells Fargo Center



## AMENITIES

### THE CADILLAC GRILLE

The Cadillac Grille is the ultimate experience in entertainment and dining at the Wells Fargo Center. A members-only club, the Cadillac Grille serves up a traditional chophouse style menu featuring top choice meats, fish, pasta, and other delectable dishes. The Cadillac Grille now features continuous seating, enabling guests to make reservations and be seated before, during, and after the game with no break in dining.

### AT&T PAVILION

The AT&T Pavilion, located on the 11th Street side of the Wells Fargo Center, features Chickie's & Pete's, the popular sports bar, Campo's cheesesteaks, and The Bud Light Zone, the world's largest arena bar with 28 large, 45" High Definition LCD Screens. The AT&T Pavilion opens two hours prior to every Wachovia Center event and remains open after each event.

### P.J. WHELIHAN'S


America's legendary pub is located on the south end of the Wells Fargo Center and is a perfect place to gather before, during, or after events.

### THE LEXUS CLUB

The Lexus Club, a luxurious, high-tech 5,000-square-foot club located on the event level of the Wells Fargo Center, provides a fun and unique atmosphere without missing any of the action. The plush, state-of-the-art club offers a full-service granite bar serving fine cognacs, liquors, and a high-end carving station. Also featured in this non-smoking club is an 80-foot continuous sports ticker, serpentine drink rails, cherry paneled walls, high-speed internet access kiosks, and numerous high-definition TV's. For membership information please contact the Premium Membership Office at 215.389.9545

### PHILADELPHIA PARK SPORTS BAR PHONEBET TV

The Philadelphia Park Sports Bar Phonebet TV encompasses two levels with the latest state-of-the-art technology for enjoying sports and horse racing action. The Sports Bar will be open two hours prior to, during, and at least one hour after each game.



The Cadillac Grille • AT&T Pavilion • P.J. Whelihan's • The Lexus Club • Philadelphia Park Sports Bar Phonebet TV • The Cadillac Grille • AT&T Pavilion



Philadelphia Park Sports Bar Phonebet TV • The Cadillac Grille • AT&T Pavilion • P.J. Whelihan's • The Lexus Club • Philadelphia Park Sports Bar Phonebet TV



# Front Office





# Front Office



## 76ERS STAFF DIRECTORY

### BASKETBALL OPERATIONS

Rod Thorn ..... President  
 Ed Stefanski ..... General Manager  
 Marlene Barnes ..... Exec. Asst. to the President & Head Coach  
 Tony DiLeo ..... Sr. Vice President/Assistant General Manager  
 Courtney Witte ..... Director of Player Personnel  
 Doug Collins ..... Head Coach  
 Michael Curry ..... Associate Head Coach  
 Brian James ..... Assistant Coach  
 Quin Snyder ..... Assistant Coach  
 Aaron McKie ..... Assistant Coach  
 Frank DiLeo ..... Scout  
 Scott Faust ..... Assistant Athletic Trainer  
 Chris Ford ..... Pro Personnel Scout  
 Kevin Johnson ..... Head Athletic Trainer  
 Sergei Khmelevski ..... Massage Therapist  
 Allen Lumpkin ..... Director of Basketball Administration  
 Jim McNulty ..... Physical Therapy Consultant  
 Jeff Millman ..... Assistant Equipment Manager  
 John Nash ..... Pro Personnel Scout  
 Mary Purcell-Davis ..... Exec. Assistant, Basketball Operations  
 Scott Rego ..... Equipment Manager  
 Dan Rosci ..... Assistant Equipment Manager  
 Jesse Wright ..... Strength & Conditioning Consultant  
 Vince Rozman ..... Scouting Coordinator  
 Monte Shubik ..... Video Coordinator  
 Gene Shue ..... Scout  
 Tom Sterner ..... Advance Scout  
 Mike VandeGarde ..... Scout

### BUSINESS OPERATIONS

Lara Price ..... Sr. Vice President of Business Operations  
 Andy Speiser ..... Senior Vice President of Finance  
 Joe Ondrejko ..... Vice President, Ticket Sales  
 Mark Gullett ..... Vice President, Marketing  
 Larry Meli ..... VP, Box Office & Customer Service  
 Sonny Hill ..... Executive Advisor  
 Patty Butler ..... Office Manager

### BROADCASTING

Shawn Oleksiak ..... Executive Director,  
 Live Events/Remote Promotions  
 J.R. Aguila ..... Television Producer  
 Dave Goetz ..... Broadcast Director  
 Tom McGinnis ..... Director of Radio Broadcasting  
 Marc Zumoff ..... TV Broadcaster

### MARKETING

Shana Booker ..... Marketing Manager  
 Steve Coskey ..... Marketing Coordinator  
 Beth Schwartz ..... Marketing Assistant

### SIXERS CAMPS

Sonny Elia ..... Director, Sixers Camps  
 Todd Landrey ..... Manager, Sixers Camps

### LIVE EVENTS

Bill Roth ..... Director, Hare Affairs  
 Derrick Hayes ..... Live Events Manager  
 Meryl Binder ..... Live Events Coordinator  
 Hip-Hop ..... Team Mascot  
 Jerry McElhenney ..... Promotions Assistant  
 Matt Cord ..... Public Address Announcer  
 Dayna Hafetz ..... Sixers Dancers Coach

### NEW MEDIA

Nick Gesacion ..... Director, New Media  
 Russell Falk ..... New Media Manager

### PUBLIC RELATIONS

Michael Preston ..... Director, Public Relations  
 Sean McCloskey ..... Public Relations Coordinator  
 Rebecca Timms ..... Public Relations Coordinator  
 Harvey Pollack ..... Director, Statistical Information

### COMMUNITY RELATIONS

Amber Stuart ..... Director, Community Relations  
 Michael Goings ..... Community Relations Manager  
 World B. Free ..... Ambassador of 76ers Basketball

### FINANCE

Amy Mirabella ..... Accounts Payable Assistant  
 Tisa Sproul ..... Payroll Accountant  
 Tina Szwak ..... Controller

### TICKET SALES

Joe Ondrejko ..... VP of Sales  
 Brad McCleary ..... Director, Ticket Sales  
 Rob Kristiniak ..... Sales Manager  
 Deon Stuckey ..... Ticket Sales Coordinator  
 Ami Goodman ..... Account Executive  
 Derek Thompson ..... Account Executive  
 Fred Hoelsworth ..... Account Executive  
 Josh Hermann ..... Account Executive  
 Kevin Friel ..... Account Executive  
 Leroy Fountain ..... Account Executive  
 Matt McShea ..... Account Executive  
 Shawn Kems ..... Account Executive  
 Parker Wetmore ..... Account Executive  
 Andrew Martin ..... Account Executive  
 Daniel Izzo ..... Account Executive  
 Dave Reed ..... Group Event Specialist  
 John Tabourn ..... Group Event Specialist  
 Jon Kelley ..... Group Event Specialist  
 Stephanie Ladue ..... Group Event Specialist  
 Paul Beckles ..... Sales Associate  
 Stephanie Scheiner ..... Sales Associate  
 Nick Valentino ..... Sales Associate  
 Tyrone Holt ..... Sales Associate  
 Samuel Gibson ..... Sales Associate  
 Betsy Bouillon ..... Sales Associate  
 Dominique Wilkins ..... Sales Associate  
 Marissa Danfield ..... Sales Associate

### CUSTOMER SERVICE

Kristen DiAngelo ..... Director, Client Relations  
 Szymon Godzina ..... Customer Service Manager  
 Lindsey Stem ..... Sr. Customer Service Manager  
 Aaron Rush ..... Customer Service Manager  
 Linsey Wisor ..... Customer Service Manager  
 Tom Brewster ..... Customer Service Coordinator  
 Sharif Talukder ..... Box Office Manager  
 Glenn Wilken ..... Asst. Box Office Manager  
 T.J. Octavio ..... Asst. Box Office Manager

# Front Office



## ROD THORN

### President



Rod Thorn, an NBA veteran of more than four decades, was named the president of the Philadelphia 76ers on August 12, 2010. He spent the past 10 seasons as President of the New Jersey Nets before resigning on July 15, 2010.

Thorn, the 2001-02 NBA Executive of the Year, joined the Nets on June 27, 2000. During his tenure in East Rutherford, the Nets captured four Atlantic Division titles in a five-season span, including back-to-back Eastern Conference Championships in 2002 and 2003.

Back in June of 2001, Thorn engineered two major deals which helped catapult New Jersey into the league's upper echelon. He traded the rights to Eddie Griffin, the seventh overall pick in the 2001 NBA Draft to the Houston Rockets in exchange for their three first round picks from that same draft, Richard Jefferson, Jason Collins and Brandon Armstrong. The next day, Thorn negotiated a blockbuster six-player trade with Phoenix that landed New Jersey three-time First Team All-NBA guard Jason Kidd in exchange for Stephon Marbury.

Prior to joining the Nets, Thorn spent 14 years working for the NBA's league office in Manhattan, where he was the NBA's Executive Vice President of Basketball Operations. At the league office, Thorn oversaw all on-court operations, including officiating, game conduct and discipline.

Thorn also served as chair of the Senior Men's Basketball Committee for USA Basketball from 1992 through 2000. He was also a member of the select NBA Rules Committee which formed in March of 2001 and was chaired by Jerry Colangelo, CEO of the Phoenix Suns. That committee advised the NBA's Board of Governors on changes in the league's playing rules including the elimination of illegal defense guidelines, the institution of a new defensive three-second rule, eight seconds instead of 10 to advance the ball past midcourt and the elimination of incidental contact if it does not impede the progress of the player with the ball.

In 1978, Thorn began a seven-year stint as general manager of the Chicago Bulls, which included drafting Michael Jordan in 1984. During his tenure with Chicago, Thorn was also the interim head coach for 30 games in 1982.

Thorn was the second overall pick in the 1963 NBA Draft by the Baltimore Bullets. After one season in Baltimore, he spent a season and a half in both Detroit and St. Louis before finishing his career in Seattle. In 466 career games played, Thorn averaged 10.8 points, 3.1 rebounds and 2.6 assists.

Following the conclusion of his NBA playing career in 1970-71, Thorn joined Lenny Wilkens' coaching staff in Seattle. In 1973-74, he was an assistant coach for the ABA Nets and helped lead Julius Erving and company to their first-ever ABA Championship. Two years later, he became head coach of the ABA's Spirits of St. Louis. In 1976, Thorn was named an assistant coach with the Nets when they moved into the NBA.

A graduate of the University of Washington with a B.A. in political science, Thorn also holds an honorary degree from West Virginia University and served on the school's Board of Directors for five years. Thorn was an All-American guard at West Virginia, following in the footsteps of Jerry West and Rod Hundley.

Thorn and his wife, Peggy, have a son, Jonathan, and twin daughters, Amanda and Jessica.

Front Office





## Front Office



### ED STEFANSKI

#### General Manager

Ed Stefanski was named President and General Manager of the Philadelphia 76ers on Dec. 4, 2007, becoming the 11th GM in the history of the franchise. With the addition of Rod Thorn as President this past August, Stefanski will now concentrate solely on his duties as GM.

Prior to Stefanski's arrival in 2007-08, the Sixers were 5-12 but went 35-30 the rest of the way, securing their first postseason appearance since 2005. His vision of the team playing a more up-tempo style came to fruition quickly and as a result, the Sixers have ranked among the league leaders in fastbreak points in each of his three seasons.

In the summer of 2008, the Sixers were one of the league's more active teams, with Stefanski orchestrating the acquisition of two-time All-Star Elton Brand while also re-signing Andre Iguodala and Lou Williams to multi-year contracts. That season, the Sixers made the playoffs for the second straight year and posted a mark of .500 or better for the first time since 2004-05.

Despite having only mid-first round picks in his first two drafts with the Sixers, Stefanski helped the team come away with lottery-level talent. In 2008, the Sixers nabbed promising big man Marreese Speights with the 16th pick and in 2009, Philadelphia used the 17th pick on 19-year-old point guard Jrue Holiday who went on to start 51 games as a rookie. With the second overall pick in the 2010 NBA Draft, the Sixers added Evan Turner, the consensus NCAA player of the year.

Stefanski joined the Sixers after spending nine seasons with the New Jersey Nets. He was promoted to general manager of the Nets in the summer of 2004 following a one-year stint as the team's senior vice president of basketball operations and four seasons as the team's director of scouting.

While with the Nets, Stefanski oversaw the team's basketball operations and was heavily involved in the team's roster development and player personnel issues. Working alongside Thorn, who was President of the Nets at the time, Stefanski was instrumental in helping to build New Jersey's back-to-back Eastern Conference Championship teams in 2002 and 2003.

A 1976 graduate of the University of Pennsylvania (Wharton School of Business), Stefanski played three seasons for Penn, where he was coached by hall-of-famer Chuck Daley. Stefanski was a member of two Ivy League Champions (1974 and 1975), helping the Quakers reach the NCAA Tournament in both of those seasons.

While in college, Stefanski originated and secured the funding for the Philadelphia Housing Authority's Inner City Basketball League, which provided a structured basketball environment for hundreds of boys and girls who lived under the auspices of the Housing Authority. Stefanski was involved in all facets of the league, including scheduling, transportation, finances and game management. At the conclusion of his two-year involvement with the project, more than 500 boys and girls comprising more than 20 teams had been the beneficiaries of Stefanski's hard work and determination. The Housing Authority cited his efforts with a special recognition award, commending his efforts and contributions to the children of Philadelphia.

Following college, Stefanski embarked on a successful business career, becoming president of Preferred Mortgages Corporation, one of the most successful real estate funding mortgage companies in the United States. But his astute business acumen did not deter Stefanski from his passion for basketball. He became the head basketball coach at his high school alma mater, Monsignor Bonner High School, in Drexel Hill, Pennsylvania, for four seasons (1979-83), winning the prestigious Philadelphia Catholic League his final campaign.

In 1979, Stefanski also began a 20-year run as a color analyst for Big Five basketball (1979-90) and for ESPN's Atlantic 10 coverage (1988-99). Among the play-by-play broadcasters that Stefanski worked with on these telecasts were Harry Kalas and Mike Breen. Stefanski also worked for the now-defunct PRISM Sports Network, broadcasting alongside Sixers play-by-play announcer Marc Zumoff.

Stefanski and his wife, Karen, have four children: Edward, Jr., Kevin, Matthew and David. Ed Jr., is a graduate of Widener College, and is currently employed in the mortgage business in Villanova, PA. Kevin, a graduate of the University of Pennsylvania, is a member of the football operations department of the Minnesota Vikings. Matthew is a graduate of Penn State and is in the banking business in Philadelphia. David, the youngest of the four Stefanski children, graduated from Penn this past spring.

## Front Office



### TONY DiLEO

#### Senior Vice President/Assistant General Manager

Tony DiLeo enters his 21st season with the 76ers basketball operations department. After spending four seasons as the Sixers director of player personnel (1999-2003), DiLeo was promoted to senior vice president/assistant general manager in September 2003.

In 2008-09, DiLeo stepped in as head coach following the Sixers 9-14 start and compiled a 32-27 mark the rest of the way. Of the eight teams which changed coaches during that season, the Sixers were the only one to make the playoffs.

DiLeo assists President & General Manager Ed Stefanski with player procurement through his evaluation of amateur and professional talent, and supervises the team's draft effort and college and professional scouting systems.

During his tenure, DiLeo has been involved in every aspect of the team's basketball operations, including coaching, scouting and management. Formerly the team's director of scouting and assistant coach, DiLeo has extensive experience in international basketball, both as a player and coach. He played and coached in West Germany for 10 seasons before joining the Sixers staff for the 1990-91 season. He coached the West German men's and women's teams from 1979-90, winning nine national titles in the country's top division. DiLeo was selected as the West German Federation National Coach (1981-85) and the country's coach of the year in 1987.

In 1984, DiLeo wrote and published the European Basketball Handbook, a guide to accommodate American players overseas. He also has written a manual on rule differences among international basketball, the NBA and the NCAA. A star at Cinnaminson (N.J.) High School, DiLeo went on to play at Tennessee Tech and LaSalle University. As a junior at La Salle, he was a first team Academic All-American and graduated maxima cum laude from the School of Business.

He and his wife, Anna, and sons, T.J. and Max, live in South Jersey.



### COURTNEY WITTE

#### Director of Player Personnel

Courtney Witte (pronounced Witty) enters his 13th season with the 76ers basketball operations department and 24th overall in the NBA. After serving as the Sixers director of scouting for two seasons (2001-03), Witte was promoted to his current position, director of player personnel, in September 2003.

As director of player personnel, Witte is involved in all aspects of the team's basketball operations along with draft-night preparation and coordinates the 76ers professional scouting and collegiate player evaluation process.

Witte joined the Sixers prior to the 1998-99 season as a video coordinator and scout after spending 11 seasons with the Indiana Pacers most recently as their advance scout. Witte oversaw the reconstruction of the 76ers state-of-the-art video room that features both nonlinear computerized and linear video-editing systems. He served as an assistant coach/director of scouting for the Sixers, after a two-year stint as an assistant coach/head scout.

Witte played collegiate basketball at Indiana University (1984-86) under Coach Bob Knight, having the distinction of being his first junior college recruit. During his two seasons at Indiana, the Hoosiers made two NCAA tournament appearances, highlighted by a victory over the top-ranked North Carolina Tar Heels in the Final Eight.

Witte is single and resides in suburban Philadelphia.







## Front Office



### DOUG COLLINS

#### Head Coach

Doug Collins was named the 23rd head coach in franchise history on May 21, 2010. In his eight previous seasons as head coach for Chicago, Detroit and Washington, Collins compiled a mark of 332-287 (.536) with a playoff record of 15-23 (.395).

Collins has coached his team to the playoffs in five of his eight seasons, highlighted by a trip to the Eastern Conference Finals with Chicago in 1989. Since his last coaching stint with the Wizards in 2002-03, the 58-year-old Collins has served as an analyst for the NBA on TNT.

Following a standout career at Illinois State, Collins was selected by the Sixers with the first overall pick in the 1973 NBA Draft. He spent all eight of his seasons with Philadelphia, averaging 17.9 points, 3.3 assists, 3.3 rebounds and 1.25 steals in 415 games played while shooting 50.1% from the floor and 83.3% from the line. For his career, the four-time All-Star had more steals (518) than turnovers (485).

In the season prior to Collins' arrival, the Sixers went 9-73, posting the worst record in NBA history. By Collins' fourth season with the team in 1976-77, Philadelphia advanced to the NBA Finals. During that postseason, Collins averaged 22.4 points per game, second only on the team to Julius Erving's 27.3 ppg.

After injuries forced him to retire during the 1980-81 season, Collins took an assistant coaching job at The University of Pennsylvania under Bob Weinhauer and followed Weinhauer to Arizona State. Collins' NBA coaching career began when he was named head coach of the Chicago Bulls on May 23, 1986.

Collins took the Bulls to the playoffs in his first season and guided them to 50 wins in 1987-88, marking the franchise's first 50-win season since 1973-74. In his third and final season with Chicago in 1988-89, the Bulls advanced to the Eastern Conference Finals.

#### COLLINS' COACHING RESUME

##### HEAD COACH

Season	Team	Regular Season	Playoffs
1986-87	Chicago Bulls	40-42 (.488)	0-3 (.000)
1987-88	Chicago Bulls	50-32 (.610)	4-6 (.400)
1988-89	Chicago Bulls	47-35 (.573)	9-8 (.529)
1995-96	Detroit Pistons	46-36 (.561)	0-3 (.000)
1996-97	Detroit Pistons	54-28 (.659)	2-3 (.400)
1997-98	Detroit Pistons	21-24 (.467)	--
2001-02	Washington Wizards	37-45 (.451)	--
2002-03	Washington Wizards	37-45 (.451)	--
<b>NBA Totals</b>		<b>332-287 (.536)</b>	<b>15-23 (.395)</b>

In his first season as head coach of the Pistons in 1995-96, Collins inherited a Detroit team that had won 28 games the previous season and engineered an 18-game improvement along with a playoff appearance. Detroit gave up just 92.9 points per game in 1995-96, nearly 13 ppg fewer than it allowed the season before Collins arrived.

Detroit won 54 games the following season (1996-97) with Collins at the helm, which is tied for the fifth-highest win total in a single season in franchise history. In the first three and a half seasons following Collins' departure, the team had a winning percentage of .474.

Collins' last coaching stint came with Washington during the 2001-02 and 2002-03 seasons where he was reunited with Michael Jordan, who Collins coached during his time with the Bulls. In 2001-02, Collins once again improved his team's win total by 18 games from the previous season. The Wizards posted a winning percentage of .451 in two years under Collins after having a winning percentage of .308 the three seasons prior. Washington won just 25 games the first season after he left.

In addition to Jordan, Collins helped with the development of several other future All-Stars who were in the early stages of their careers, including Scottie Pippen, Horace Grant, Grant Hill, Theo Ratliff, Allan Houston and Richard Hamilton.

Collins was just as successful in broadcasting as he was as a player and coach. He was widely regarded as one of the best analysts in basketball, as evidenced by his induction into the Basketball Hall of Fame's Media Wing in 2009. Additionally, he has earned four Emmy Award® nominations and two Cable ACE Awards during his time with NBC and TNT.

Collins and his wife, Kathy have two children. Their son Chris is an associate head coach at Duke University and their daughter Kelly lives in the Philadelphia area.

## Front Office



### MICHAEL CURRY

#### Associate Head Coach

Michael Curry is in his first season as associate head coach of the Sixers. He last served as head coach of the Detroit Pistons in 2008-09, taking them to the playoffs in his only season at the helm.

Curry played 11 seasons in the NBA and spent four years as President of the NBA Players Association. He was also an assistant coach for the Pistons in 2007-08, the NBA

Development League's Vice President of Player Development in 2005-06 and the NBA Vice President of Basketball Operations in 2006-07.

Following his senior season at Georgia Southern in 1989-90, Curry went undrafted and did not make his NBA debut until a brief 10-game stint with the Sixers at the start of the 1993-94 season. It wasn't until he joined the Doug Collins coached Pistons during the 1995-96 season that Curry began to carve his niche in the league.

Curry and his wife, Katrina, have four children, Xavier, Ashley, Michael Jr. and Crysten.



### BRIAN JAMES

#### Assistant Coach

Brian James enters his first season as an assistant coach with the Sixers and has 11 years of NBA coaching experience, including four as a lead assistant. Over the past two years, James has served as an advance scout for numerous NBA teams.

James served as an assistant coach with Milwaukee for three seasons from 2005-06 through 2007-08. In addition to the Bucks, James had held coaching positions with Washington

(2001-03), Toronto (1999-2001) and Detroit (1995-98). His stints with the Wizards and Pistons came as a member of Doug Collins' staff.

Prior to working in the NBA, James coached high school basketball in the state of Illinois for 18 years. Split between four different high schools, James compiled a varsity career coaching record of 196-79 (.713) and reach the state tournament four times.

A graduate of Illinois State University, James holds a masters degree from Northeastern Illinois University. In between his time with the Wizards and Bucks, James was an NBA analyst for ESPN.com.

James and his wife, Julie, have three children, Christopher, Dayna and Brady.





## Front Office



### AARON MCKIE

#### Assistant Coach

Aaron McKie, one of the most popular Sixers in recent history, is in his fourth season as an assistant coach. During his time of the staff, McKie has exhibited a strong influence in the development of the Sixers roster.

The local product played 13 seasons in the NBA, spending the final two with the Los Angeles Lakers. In 793 career games played with 287 starts, McKie averaged 7.4 points, 3.3 rebounds, 2.7 assists and 1.15 steals.

As a member of the Sixers in 2000-01, McKie enjoyed his best season, taking home Sixth Man of the Year honors while helping Philadelphia reach the NBA Finals. That season, he recorded back-to-back triple-doubles at Sacramento on Dec. 30, 2000 (19 points, 14 assists, 10 rebounds) and vs. Atlanta on Jan. 3, 2001 (11 points, 10 rebounds, 10 assists).

McKie, who had his jersey retired at Simon Gratz High School back in 2002, also starred at Temple University. He finished his three-year career with the Owls tied for sixth on the school's all-time scoring list and was named Atlantic 10 Conference Player of the Year as a junior in 1993.

McKie is active in the community, through his foundation, "AM8". He has one daughter, Erin.



### QUIN SNYDER

#### Assistant Coach

Quin Snyder joins the Sixers staff as an assistant coach following a successful three-year run as head coach of the Austin Toros in the NBA D-League.

Snyder compiled a winning percentage of .627 with the Toros and led them past the first round of the playoffs each year, including an appearance in the championship game his first season. He earned the D-League's Dennis Johnson Coach of the Year award in 2008-09.

Prior to his time with the Toros, Snyder coached the University of Missouri for seven seasons, posting a mark of 128-96 (.571). Under Snyder, the Tigers made six consecutive postseason appearances, including four trips to the NCAA Tournament and a berth in the Elite Eight.

Snyder played his collegiate career at Duke and was part of three Final Four teams in 1986, 1988 and 1989. A McDonald's All-America player, Snyder was twice named Washington state's player of the year and helped lead his team to the 1985 state championship.

Snyder has one son, Owen.

## Front Office



### KEVIN JOHNSON

#### Head Athletic Trainer

With over 19 years of experience in the field of sports medicine, Kevin Johnson returns for his eighth season with the 76ers staff as the team's head athletic trainer. He joined the Sixers organization at the beginning of the 2003-04 season.

A member of the National Athletic Trainer's Association (NATA), Johnson spent seven seasons as the head athletic trainer for the Washington Wizards (1994-95 to 2000-01) and four seasons as an assistant trainer with the Indiana Pacers (1990-91 to 1993-94). Prior to joining the NBA ranks, Johnson served as an assistant athletic trainer for the NFL's Indianapolis Colts.

Johnson graduated from Indiana State University in 1989 with a Bachelor of Science in Physical Education, with a specialization in Athletic Training. He is also certified by the National Academy of Sports Medicine as a Performance Enhancement Specialist and a Corrective Exercise Specialist. In 2001, Johnson served as the head athletic trainer for the Eastern Conference All-Star team.

An active member of Big Brothers of America, Johnson resides in Bowie, Md., with his wife Sheila and their children, Mitchell and Jai.



### ALLEN LUMPKIN

#### Director of Basketball Administration

A fixture with the 76ers for more than 31 years, Allen Lumpkin begins his sixth season as the director of basketball administration after spending the previous seven seasons as the director of travel and team services. He was promoted to his current position in the summer of 2005.

In this role, Lumpkin is responsible for team travel during the preseason and regular season, as well as for summer league games. He also schedules all preseason games for the 76ers and acts as the team's liaison with all visiting teams during the season.

With additional responsibilities in player development, Lumpkin assists and counsels Sixers players with service related questions. Along with front office personnel and the coaching staff, he constructed an under-20 program for rookies including time management, transition issues, basketball development and life skills. Lumpkin also works closely with the Player's Association for those players interested in continuing their education.

"Lump," as he is most commonly referred to, began working for the Sixers as a ball-boy in 1977. After the 76ers won the NBA championship in 1983, he began working in the box office and was later named the team's equipment manager in 1988.

His outstanding work is not limited to the basketball court. In 1998, he was honored in the field of sports by the Alpha Kappa Alpha Sorority, Inc. at its annual "A Salute to African-American Men" banquet, an honor that recognizes outstanding achievement, leadership, dedication and commitment to the field of sports and community service.

Lumpkin and his family reside in South Jersey.



### SCOTT REGO

#### Equipment Manager

Scott Rego enters his 12th season as Equipment Manager. No stranger to the Philadelphia 76ers organization, Rego began working for the Sixers as a ball-boy in 1988 and was named Assistant Equipment Manager in 1996. He was promoted to his current position during the summer of 1999.

As equipment manager, Rego is responsible for the ordering and daily supervision of all player equipment and uniforms, while making sure they are up to league standards and guidelines. He also supervises the team's ball kids program for home games.

Rego was voted by his peers as the Atlantic Division representative for the NBA's Equipment Manager Advisory Council. He also serves as a liaison to the league office for the Eastern Conference equipment managers on uniform and procedure issues.

Rego served as the head equipment manager for the 2002 NBA All-Star Weekend when Philadelphia hosted the 2002 NBA All-Star Game. The Philadelphia native graduated from Temple University in 1994 with a Bachelor of Arts degree. Rego is single and resides in South Philadelphia, where he was born and raised.







## Front Office



### WORLD B. FREE

**Ambassador of 76ers Basketball**

Entering his 15th season with the Sixers front office, World B. Free serves as the Ambassador of 76ers Basketball. A fixture in the 76ers Community Relations Department, the former 1975 Sixers second round draft pick travels to schools, recreation centers and playgrounds in the tri-state area teaching the fundamentals of basketball and life.

Free has headed up the successful 15-year-old 76ers Summer Hoops Tour where he reaches thousands of children each summer challenging these young people to not only further their basketball skills but their life skills as well. He also leads the 76ers Basketball 101 program and additionally makes countless public appearances delivering motivational messages on issues ranging from education, sportsmanship and saying "no" to drugs.

Free poured-in 17,955 points over his illustrious 13-year career. The prolific scorer from Brooklyn spent four years with the 76ers (1975-78, 1987), while also making stops in San Diego (1978-80), Golden State (1980-82), Cleveland (1983-86) and Houston (1987). As a member of the 1979-80 San Diego Clippers, Free put together his best season in the NBA. He averaged an astounding 30.2 points over just 68 games, which landed him a spot in the 1980 NBA All-Star Game. He appeared in 886 games over his career, averaging 20.3 points while dishing-out 3.7 assists per contest.

Free, who also spent two seasons as the 76ers strength and conditioning coach, was inducted into the New York City Basketball Hall-of-Fame in 1997, joining the likes of former teammate Kareem Abdul-Jabbar, Billy Cunningham, Connie Hawkins, Lenny Wilkens and Nate "Tiny" Archibald.

Free attended Guilford College located in North Carolina for three years, where he averaged 23.6 points and 6.5 rebounds per game. He was a member of the school's 1973 NAIA Championship team, while being named the tournament's Most Valuable Player.

A native of Brooklyn, N.Y., Free currently resides in the Philadelphia area.

### 76ERS MEDICAL STAFF



**Dr. Jack McPhilemy**  
*Team Orthopedist and  
Medical Director*



**Dr. Daniel Lazowick**  
*Team Internist*



**Dr. Domenic Baglivo**  
*Team Dentist*



**Dr. Michael Grossman**  
*Team Podiatric  
Surgeon*



**Dr. Joseph Maguire**  
*Team  
Ophthalmologist*



**Dr. Frank McGeehin III**  
*Team Cardiologist*



**Dr. David Rubenstein**  
*Team Orthopedist*



**Dr. Lee Cohen**  
*Podiatry Consultant*



**Dr. Joel Fish**  
*Psychologist*



**Dr. Jeff Garber**  
*Dentistry Consultant*



**Dr. Neil Liebman**  
*Chiropractor*

## Front Office



### 76ERS BASKETBALL OPERATIONS STAFF



**Marlene Barnes**  
*Executive Assistant to the  
President & Head Coach*



**Frank DiLeo**  
*Scout*



**Scott Faust**  
*Assistant Athletic  
Trainer*



**Chris Ford**  
*Pro Personnel Scout*



**Sergei Khmelevski**  
*Massage Therapist*



**Jim McNulty**  
*Physical Therapy  
Consultant*



**Jeff Millman**  
*Assistant Equipment  
Manager*



**John Nash**  
*Pro Personnel Scout*



**Mary Purcell-Davis**  
*Executive Assistant,  
Basketball Operations*



**Dan Rosci**  
*Assistant Equipment  
Manager*



**Vince Rozman**  
*Scouting Coordinator*



**Monte Shubik**  
*Video Coordinator*



**Gene Shue**  
*Scout*



**Tom Sterner**  
*Advance Scout*



**Jesse Wright**  
*Strength &  
Conditioning  
Consultant*



**Mike VandeGarde**  
*Scout*

Front Office





## Front Office



### LARA PRICE

#### Senior Vice President of Business Operations

Lara Price, the 76ers Senior Vice President of Business Operations, enters her 15th season with the organization.

When she was elevated to vice president of marketing in August of 1998, Price became one of only 18 female vice presidents in the NBA. After being named the team's Senior Vice President in August 2001, Price was promoted to her current position in June of 2003 and continues to oversee the day-to-day activities of the 76ers business operation reporting to Comcast-Spectacor President and Chief Operating Officer Peter Luukko and Sixers President and General Manager Ed Stefanski. This includes team's sales and marketing along with the communications department, which includes public relations, community relations and new media, as well as game entertainment. She also oversees the Sixers television and radio broadcasts.

The recipient of several awards for excellence in advertising and public relations, Price joined the 76ers in 1996 as director of marketing after serving as manager of team services for the NBA. She also served as director of team services for the Continental Basketball Association.

A native of Boulder, Colo., Price is a graduate of Colorado State University, where she was also a member of the women's basketball team. Price resides in suburban Philadelphia.



### ANDY SPEISER

#### Senior Vice President of Finance / Chief Financial Officer

Andy Speiser begins his 19th season with the 76ers as the Senior Vice President of Finance and Chief Financial Officer. Speiser manages all financial aspects for the team, including supervision of the team's financial reporting, budgeting, and the treasury function as well as serving as financial liaison to the National Basketball Association and the 76ers managing partner, Comcast-Spectacor. He also plays an integral role in managing the daily day-to-day operation along with Ed Stefanski and Lara Price.

In addition to his many financial responsibilities, Speiser also serves as a special advisor to 76ers President & General Manager Ed Stefanski on matters regarding the complexities of the NBA salary cap. His extensive knowledge of the Collective Bargaining Agreement, including the salary cap and player contracts, has made Speiser an invaluable resource to the basketball operations department.

Prior to joining the 76ers in August 1992, Speiser spent nine years working for McDonnell Douglas Truck Services, Inc. in Fort Washington, Pa., and served as their corporate controller from 1990-92.

A graduate of Syracuse University, Speiser and his wife Sharon reside in Yardley, Pa., with their sons Alex and Daniel.



### JOE ONDREJKO

#### Vice President of Ticket Sales

Joe Ondrejko is in his first season with the 76ers serving as Vice President of Ticket Sales. He is responsible for revenue generation through marketing and sales of individual, season and group tickets to all 76ers games.

Ondrejko joins the Sixers from the Columbus Blue Jackets of the National Hockey League, where he was responsible for significant increases in new season ticket sales and renewal percentages for the team, while also increasing revenue growth via inside sales, group sales and mini-game plans. He started with the Blue Jackets as Director of Group Ticket Sales, successfully restructuring the department, which led to an increase in group sales during his first and only year in that position.

Prior to joining Columbus, Ondrejko spent five years with the NHL's Tampa Bay Lightning, becoming the team's Corporate Partnerships Manager, where he was responsible for developing new revenue streams, all arena signage, in-game promotions and advertising for Lightning Network Broadcasting.

Ondrejko began his tenure with the Lightning as a Corporate Account Manager before being promoted to Senior Suite Sales Manager, during which time he was charged with developing and leading suite sales campaigns.

## Front Office



### MARK GULLETT

#### Vice President of Marketing

Mark Gullett is in his second season as the Sixers Vice President of Marketing. He joined the team after spending nine seasons with the Tampa Bay Lightning of the National Hockey League.

In his role, Gullett is responsible for directing the strategic vision and leadership of the Sixers marketing efforts, which include creating new and exciting ticket-driven promotional campaigns, brand development, marketing and advertising, grassroots, promotions, research, database marketing, inactive marketing and creative services.

In Tampa, Gullett increased ticket sale revenue consistently for five years. He was instrumental in net revenue improvement from a deficit in 2000 to profitability in 2004. He also managed sales efforts and achieved sold out attendance for two years of playoffs in a non-traditional hockey market.

Prior to joining the Lightning, Gullett spent 15 years working in the radio industry in marketing and promotions.



### LARRY MELI

#### Vice President of Customer Service & Box Office Operations

Larry Meli is in his 14th year with Comcast-Spectacor and his 12th season with the 76ers. Meli began his career with Comcast-Spectacor as a season ticket coordinator for the Philadelphia Phantoms back in 1996.

He moved to assistant box office manager for the company in 1997, was named Director of Ticket Operations for the Sixers in 1998 and Senior Director of Ticket Operations in 2003. Meli also worked for the Philadelphia Eagles as their Assistant Director of Penthouse Operations from 1994-1996.

In his role as Vice President of Customer Service and Box Office Operations, Meli will continue to oversee all facets of the 76ers Box Office and Customer Service departments, including supervision of all 76ers full-time customer service and box office staffs. In addition he is responsible for developing and implementing customer service policies and renewal programs to ensure customer satisfaction.

Meli is a 1992 graduate of the University of Richmond with a bachelor of science in business administration and is a 1994 graduate of Temple University with a masters degree in sports management. He resides in Swedesboro, N.J. with his three children, Luke, Evan and Madelyn.



### MICHAEL PRESTON

#### Director of Public Relations

Michael Preston enters his fifth season with the Sixers as Director of Public Relations. He is responsible for all aspects of the team's public relations initiatives, including basketball and corporate communications efforts. He also serves as the primary liaison for the local and national media and coordinates all interview requests for the team's players, coaches and front office. Additionally, Preston works closely with Sixers President & General Manager Ed Stefanski and Sr. Vice President of Business Operations Lara Price to establish and implement the team's overall public relations efforts.

Preston was previously employed by the NFL's Baltimore Ravens where he spent one year as Manager of New Media - overseeing all aspects of the award-winning BaltimoreRavens.com - and two seasons as Manager of Business Ventures Communications, where he was responsible for the team's advertising, promotions and research initiatives. Prior to his time in Baltimore, he spent just over two years (1999-2002) with the Miami Heat Sports Media Relations Department, and has also served as Senior Manager of Public Relations at Nazareth Speedway.

While majoring in Mass Communication at North Carolina State University, Preston also became Sports Editor of the student newspaper, Technician. After earning his degree, he went on to intern for the Sixers in the public relations department for the 1997-1998 season before becoming a staff writer at the Charlotte-based Sports Business Daily.

A native of West Deptford, N.J., Preston and his wife, Leigh, and daughter, Ashley, currently reside in Middletown, DE.







## Front Office



**Sonny Hill**  
*Executive Advisor*



**Paul Beckles**  
*Sales Associate*



**Meryl Binder**  
*Live Events Coordinator*



**Shana Booker**  
*Marketing Manager*



**Betsy Bouillon**  
*Sales Associate*



**Tom Brewster**  
*Customer Service  
Coordinator*



**Patty Butler**  
*Office Manager*



**Matt Cord**  
*Public Address  
Announcer*



**Steve Coskey**  
*Marketing  
Coordinator*



**Marissa Danfield**  
*Sales Associate*



**Kristen DiAngelo**  
*Director, Client  
Relations*



**Sonny Elia**  
*Director,  
Sixers Camps*



**Russell Falk**  
*New Media Manager*



**Kevin Friel**  
*Account Executive*



**Leroy Fountain**  
*Account Executive*



**Nick Gesacion**  
*Director, New Media*



**Samuel Gibson**  
*Sales Associate*



**Szymon Godzina**  
*Customer Service  
Manager*



**Michael Goings**  
*Community Relations  
Manager*



**Ami Goodman**  
*Account Executive*

## Front Office



**Dayna Hafetz**  
*Sixers Dancers Coach*



**Derrick Hayes**  
*Live Events Manager*



**Josh Hermann**  
*Account Executive*



**Hip-Hop**  
*Mascot*



**Fred Hoelsworth**  
*Account Executive*



**Tyrone Holt**  
*Sales Associate*



**Daniel Izzo**  
*Account Executive*



**John Kelley**  
*Group Event Specialist*



**Shawn Kerns**  
*Account Executive*



**Rob Kristiniak**  
*Sales Manager*



**Stephanie Ladue**  
*Group Event  
Specialist*



**Todd Landrey**  
*Manager,  
Sixers Camps*



**Andrew Martin**  
*Account Executive*



**Brad McCleary**  
*Director, Ticket Sales*



**Sean McCloskey**  
*Public Relations  
Coordinator*



**Jerry McElhenney**  
*Promotions Assistant*



**Tom McGinnis**  
*Director of Radio  
Broadcasting*



**Matt McShea**  
*Account Executive*



**Amy Mirabella**  
*Accounts Payable  
Assistant*



**T.J. Octavio**  
*Asst. Box Office  
Manager*

Front Office





## Front Office



**Harvey Pollack**  
*Director of Statistical Information*



**Dave Reed**  
*Account Executive*



**Bill Roth**  
*Director of Hare Affairs*



**Aaron Rush**  
*Customer Service Manager*



**Stephanie Scheiner**  
*Sales Associate*



**Beth Schwartz**  
*Marketing Assistant*



**Tisa Sproul**  
*Payroll Accountant*



**Lindsey Stem**  
*Customer Services Manager*



**Amber Stuart**  
*Director, Community Relations*



**Deon Stuckey**  
*Ticket Sales Coordinator*



**Tina Szwak**  
*Controllor*



**John Tabourn**  
*Account Executive*



**Sharif Talukder**  
*Box Office Manager*



**Derek Thompson**  
*Account Executive*



**Rebecca Timms**  
*Public Relations Coordinator*



**Nick Valentino**  
*Sales Associate*



**Parker Wetmore**  
*Sales Associate*



**Glenn Wilken**  
*Assistant Box Office Manager*



**Dominique Wilkins**  
*Sales Associate*



**Linsey Wisor**  
*Customer Service Manager*

## Front Office



### STATISTICAL CREW



**Harvey Pollack**



**Scott Berman**



**George Burbage**



**Michael Brock**



**John Everts**



**Shaughn Howery**



**Bob Mueller**



**Jim Murray**



**Mike Notaro**



**Brian Pollack**



**Ron Pollack**



**Mike Sullivan**

### NOT PICTURED

Jan Giel, Josh Ginter, Bernie Greenberg, Drew Mocerri, Maria Pollack, Scott Ramalho, Bill Stiles

Front Office







## Front Office



### HIP-HOP

#### Team Mascot

**HEIGHT:** 5-7 (6-4 with ears extended)

**WEIGHT:** 265 carrots

**YEARS PRO:** Entering 12th NBA season

**BIRTHDATE:** Jan., 1997 (Rabbit Run, Pa.)

**COLLEGE:** "Spring"field University & Johns "Hop"kins

**Pro Career:** Entering 14th NBA season with the 76ers... On average makes more than 250 appearances at local hospitals and schools... Became the first rabbit to perform the flip dunk and has performed his HARE-raising skills at 76ers games since 1998... Has performed in over 10 states and two countries... Acted as the "best rabbit" at the 76ers half-time weddings from 1997-2002... Despite not being able to speak, is an active participant in the 76ers Read to Achieve program... Unveiled his HARE-A-Van for the 2000-01 season.

**Off the court:** One of a litter of 25 siblings... Lists "Who Framed Roger Rabbit" as one of his favorite movies and Jessica Rabbit as his favorite actress... Favorite book is "Bunny's Noisy Book" by Margaret Wise Brown... Favorite holiday is Easter followed closely by Halloween... Has a degree in Animal Biology from "Spring"field University... Earned his master's degree in Mathematics from Johns "HOP"kins University... Other favorites are carrot cake and the color orange... Lists Peter Cottontail as a famous person he would like to meet... Can be booked for appearances at 215.339.7610.



### HARE RAISERS

For the sixth consecutive season, the "Hare Raisers," an interactive stunt team, will be a part of 'The Show,' the Sixers in-game entertainment package. Members of 'The Show' represent the 76ers organization by bringing a fun and lively atmosphere to Sixers fans at home games, and by participating in promotional and community appearances throughout the year. The Hare Raisers consist of some of Philadelphia's finest cheerleaders, gymnasts and partner stunts, who stun the crowd with their on-court performances accompanied by the Sixers mascot, Hip-Hop.

## Front Office



### SIXERS DANCERS

The Sixers Dancers enter their 15th season as an integral part of the 76ers game entertainment package. This group of professional dancers immediately makes their presence known by greeting fans at the doors of the Wells Fargo Center on game days and then by presenting the crowd with energetic choreography during breaks in play. Under the direction of Dayna Hafetz, the team is able to maintain excellence in performance quality by practicing over 10 hours a week.

In addition to their amazing talent, which is displayed on the court, the dancers add their personal enthusiasm as members of the Sixers' organization and enjoy appearing at many of the team's promotional events and charity functions. For appearance information, please call 215.339.7695.



Front Office





## Front Office

★★★  
NOTES



## Community Relations





# Community Relations



## YOUR SIXERS. OUR COMMUNITY.

*The ultimate measure of an organization's success is not only the number in the win column at the season's end, but what the team stands for year after year in the community.*

As partner and friend to the children of the Delaware Valley, the 76ers are primarily focused on helping kids succeed in school, form well-rounded lives, and most of all, have fun. After all, children should have the opportunity to play, grow, dream, and ultimately, win at life. The Sixers reach out to area youth in many ways. The franchise's programming covers an incredible range, from monthly reading appearances at local schools, to educational initiatives on the team's website, to refurbishing playgrounds, to providing scholarships for students. Each year, the team impacts more than 35,000 kids in the Delaware Valley.

Children, however, are not the only beneficiaries of good will, as the 76ers are honored to reach Philadelphians in other ways as well. The team supports area hospitals by visiting patients of all ages, hosts annual outings at seniors' centers, sponsors an adult wheelchair basketball team and honors local citizens for outstanding community service at games.

Founded in 1996, Sixers Charities takes tremendous pride in serving the community and its children. By assisting organizations that focus on youth, recreation, health and education, our hope is to make a positive difference. We have helped create and assist in a wide variety of services, including educational and recreational programs, and provide tickets, autographed and promotional items and publicity. Most importantly, the personal involvement and dedication of the 76ers family is what we hope will make Philadelphia a better place to live.



# Community Relations



## EDUCATION PROGRAMS

Education is the key to success and the Sixers have created a two-part incentive program for elementary and middle school students.

### SIXERS BOOK BREAK CHALLENGE

In an effort to promote reading outside of the classroom, the Book Break Challenge asks students to read 760 pages or more during a designated two month time-period and track the number of books read. At the conclusion of the tracking period, those reaching the goal will receive a certificate of achievement and a complimentary ticket offer to a Sixers home game.

### SIXERS SHOOT FOR SUCCESS 3.0 PROGRAM

Emphasizing academic excellence, the Sixers will use their Shoot for Success program to reward students, who obtain a 3.0 GPA or better during the grading period, for their hard work. At the conclusion of the school's grading period, all students achieving the 3.0 or better goal will receive a certificate of achievement and a complimentary ticket offer to a Sixers home game.







# Community Relations



## COMMUNITY PROGRAMS

### SIXERS NEIGHBORHOOD BASKETBALL LEAGUE (SNBL)

The Sixers Neighborhood Basketball League (SNBL) is a youth recreation league conducted by the Philadelphia Department of Recreation. SNBL offers girls and boys the opportunity to participate in an organized, supervised league at one of the 37 Department of Recreation facilities through a recreational basketball program. Each season nearly 4,000 youths compete in over 70 leagues from December to April. During a designated Sixers home game, SNBL participants from various Department of Recreation locations visit the Wells Fargo Center for a special basketball clinic on the Sixers home court. Following the afternoon clinic, the athletes stay to attend a Sixers game and participate in an on-court exhibition game at half-time. One member of the 76ers team will also serve as the Honorary SNBL Commissioner for the league and participate in an on-court presentation during pregame.



### LA LIGA DEL BARRIO

La Liga del Barrio is Philadelphia's first Latino youth basketball league, offering Latino youth an opportunity to develop basketball skills and enjoy the game, while also promoting educational achievement. Running from December through April, the program is open to boys and girls ages six to 17 years old and consists of 28 teams. During a designated Sixers home game, select participants have the opportunity to play on the Sixers home court prior to a game and scrimmage at halftime.



# Community Relations



## COMMUNITY PROGRAMS

### HOMETOWN HERO



Once a month during the regular season games, the Sixers will recognize individuals in the Delaware Valley who, through their unique commitment and humanitarian spirit, have made an exceptional and lasting contribution to the community. The Hometown Hero award, sponsored by Eastern University, will present the recipients with a Hometown Hero plaque and an additional award at center court by Ambassador of Sixers Basketball, World B. Free. In addition to the on-court presentation, fans will have the opportunity to view a video showing why the Hometown Hero was selected.



### SIXERS FIT FOR FUN

The Sixers Fit For Fun program is a fast-paced, interactive program that encourages kids to live a healthier life by eating right and staying active. Led by Ambassador of Basketball, World B. Free, participants are led through various activities that include basketball, dance, conditioning, aerobics, games and more! The program has been developed for kids in grades 1st -9th and is in support of the NBA initiative, NBA Fit. Additionally, kids can visit the Fit For Fun website to gain access to interactive videos, games, and tips on how to lead a healthier lifestyle.







# Community Relations



## COMMUNITY PROGRAMS

### 76ERS READ TO ACHIEVE PROGRAM

The 76ers Read to Achieve program, presented by Pepsi, consists of various events including player appearances, school appearances and book drives aimed to promote reading and education. Throughout the season, players, Hip-Hop, and front office staff reach out to more than 15,000 kids and donate over 5,000 books. Throughout the month of March, the Sixers celebrate the joy of reading with the following activities:

**Drive 4 Kids: Book Drive** – Books will be collected at a designated location to benefit a local non-profit organization aimed to promote literacy.

**Book Swap** – CR will work with various departments to designate children to participate in an on-court player/fan experience and receive a book from a player.

**Halftime Reading Corner** – During halftime of each home game in the month of March there will be a reading corner set-up for a read-aloud with a special guest reader.

**Reading Event** – Players will participate in a reading event for local children.

**Read To Achieve School Assemblies** – Hip-Hop will continue, upon special request, to visit local schools to promote RTA by hosting a reading assembly.



### READ FOR RONALD



The Read for Ronald program, sponsored by the Sixers, is a reading themed fundraiser which benefits the Ronald McDonald House. Elementary and middle school children collect pledges for each minute read during the month of February to help generate donations and support for the Ronald McDonald House. The Ronald McDonald House is a home-away-from-home for families with critically ill children as they go through treatment at area hospitals. At the conclusion of the fundraising campaign, children raising money to benefit the



House are rewarded with prizes and are invited to an awards presentation at the Philadelphia Ronald McDonald House. Each year a Sixers player, Hip-Hop, and Sixers radio voice, Tom McGinnis are on hand to congratulate the students for their achievements.

### 76ERS AWARENESS NIGHT SERIES

The 76ers Awareness Night series is an in-arena themed program that focuses on bringing awareness to a health related issue while highlighting preventions, cures, causes and effects on lifestyle. Sponsored by Main Line Health, the official health care partner of the Philadelphia 76ers, the program provides healthy tips from physicians, nurses and other medical professionals.

# Community Relations



## COMMUNITY PROGRAMS


### 76ERS DRIVE 4 KIDS

Partnered with Comcast SportsNet, the Sixers Drive 4 Kids program is a series of in-arena collection drives to benefit local organizations aiming to assist others in need. Fans attending designated games bring an item with them to the game that will then be donated to a non-profit organization. This year's collection drives will include a food drive, toy drive, hat drive, and book drive. Fans that bring in items to aid the drives will be rewarded with a special meet and greet with a 76ers player following the designated game.



### COMMUNITY ASSIST

Through the generosity of players, coaches, season ticket holders and local businesses, blocks of tickets have been donated for distribution to youth groups and non-profit organizations for every home game during the regular season. Groups may request anywhere from 15-30 tickets per season to enjoy the fun and excitement of Sixers basketball! Requests are filled on an on-going basis and accepted beginning in September until the end of December for each year. Last season, players, Season Ticket Holders and Sponsors made it possible for over 27,000 children and 325 non-profit groups to attend a Sixers home game courtesy of the 76ers Community Assists program.



### THANKFUL GIVING & HOLIDAY HOOPLA

Because the holidays are a time for giving and sharing, the Sixers host and participate in events and activities to bring joy to others. During Thanksgiving, the Sixers will team up with Philabundance to package hundreds of meals for the homeless. To spread some holiday cheer, the 76ers host holiday themed parties for less fortunate children and their families. The events are complete



with fun-filled games and surprise guests throughout the evenings. In addition to the parties, Players, Coaches and Hip-Hop all make visits to area hospitals to bring smiles to the faces of those unable to be home for the holidays.







# Community Relations



## COMMUNITY PROGRAMS

### HONORING DR. MARTIN LUTHER KING'S BIRTHDAY AND BLACK HISTORY MONTH

On January 15th, the Sixers will honor the late Dr. Martin Luther King Jr. on his official birthday with in-arena recognitions throughout the night. During the month of February, the Sixers will also recognize notable men and women in the African American community for their accomplishments and the contributions they made throughout the years.

### PLAYGROUND REBOUND



Using basketball as its hook, the Playground Rebound program creates a basketball themed safe haven for youth

in the Greater Philadelphia Region. Each year Sixers Charities select locations to rebuild, refurbish and supply needed books, equipment and computers for the children utilizing the facility each day. Sixers Charities aim to provide opportunities to learn and play the sport of basketball, while encouraging kids to participate in after school activities and functions available at each location.



### GREEN WEEK

The NBA is taking steps to become a more environmentally responsible organization and as a part of the program, the Sixers are also working to make Philadelphia a cleaner place. Throughout the season, the Sixers will take part in activities to bring awareness to recycling and keeping your neighborhoods clean. In April, the program is highlighted during NBA Green Week. All NBA teams will participate in events and host in-arena theme nights dedicated to raising awareness for "Going Green."



# Community Relations



## COMMUNITY PROGRAMS

### MAGEE SIXERS SPOKESMEN

The Magee Sixers Spokesmen are a competitive wheelchair basketball team sponsored by Magee Rehabilitation Hospital and the Philadelphia 76ers. Throughout the season, the Spokesmen participate in numerous activities to promote wheelchair basketball, including playing a halftime exhibition game at the Wells Fargo Center and conducting youth basketball clinics for disabled children. The team wears official 76ers game jerseys and competes in local and national contests before attempting to qualify for the National Wheelchair Basketball Tournament in March.



### 76ERS SUMMER HOOPS TOUR



sponsored by



During the summer months, the 76ers take to the streets and the playgrounds of the Delaware Valley with the 76ers Summer Hoops Tour sponsored by Aquafina. The Hoops Tour is a series of basketball clinics designed to teach and reinforce the fundamentals of basketball.

Ambassador of 76ers Basketball/Director of Player Development, World B. Free, leads the clinics that take place from June through August. Participants are led through a series of drills and games demonstrating basic basketball skills while encouraging participants to have fun!







# Community Relations



## NBA CARES

### NBA CARES



NBA Cares is the league's global social responsibility program that builds on the NBA's long tradition of addressing important social issues. The NBA and its teams and players support a wide range of initiatives, partners, and programs that strive to positively impact children and families around the world.

As part of the league's mission to demonstrate leadership in social responsibility, NBA Cares reaches communities using philanthropy, hands-on service, and creating legacy projects. Since the program's October 2005 launch, the league, its players, and its teams have donated more than \$140 million to charity, provided more than 1.1 million hours of hands-on service, and created more than 500 places where kids and families can live, learn, or play.

NBA Cares reaches millions of children and adults through specialized programs – including NBA FIT and Basketball without Borders – that support education, youth and family development, and health and wellness. The league and its teams and players also promote environmental awareness and sustainability through NBA Green.

During annual high-profile league events, including NBA All-Star, The Finals, and international preseason games, NBA Cares initiates community outreach efforts to tap into the power of sport for positive social change.

Thanks to strong partnerships with internationally recognized community organizations – including KaBOOM!, Special Olympics, Boys & Girls Clubs of America, UNICEF, the Make-A-Wish Foundation, the Global Business Coalition on HIV/AIDS, Malaria and Tuberculosis, and the UN Foundation – NBA Cares makes a positive and lasting impact in communities around the world.

For more information about the NBA's latest community outreach efforts, please log on to: [www.nba.com/cares](http://www.nba.com/cares).



# The Players



# #4 TONY BATTIE

Position .....Center  
 Height .....6-11  
 Weight .....240  
 Years Pro .....12  
 From .....Texas Tech  
 Born .....2/11/76

## CAREER HIGHS

PTS	24	vs. Cle 12/13/02
FG	10	2x, last vs. Hou 2/24/03
FGA	18	at LAL 1/14/98
3FG	1	10x, last at Atl 1/6/10
3FGA	2	4x, last vs. Mil 1/5/10
FT	8	vs. NY 1/16/02
FTA	10	2x, last vs. Sea 1/20/04
OR	10	vs. LAL 1/14/98
DR	11	3x, last at NJ 2/22/06
TOT	15	4x, last at GS 12/10/04
AST	5	2x, last at SA 3/29/04
STL	3	12x, last at Ind 11/10/06
TO	5	5x, last at Mil 11/30/00
BLK	8	vs. Bos 2/10/98
MIN	44:23	vs. Sac 1/21/06

## PLAYOFF HIGHS

PTS	15	at NJ 5/7/03
FG	7	at NJ 5/7/03
FGA	11	at NJ 5/7/03
3FG	--	
3FGA	1	3x, last at NJ 5/7/03
FT	2	6x, last vs. Ind 4/24/03
FTA	4	at NJ 5/29/02
OR	7	at NJ 5/21/02
DR	9	at Det 5/8/02
TOT	12	at NJ 5/21/02
AST	2	4x, last at NJ 5/5/03
STL	2	2x, last at NJ 5/19/02
TO	3	at NJ 5/29/02
BLK	5	at NJ 5/21/02
MIN	38	at Det 5/14/02



**TRANSACTIONS:** Selected by Denver in the first round (fifth overall) of the 1997 NBA Draft... Traded by Denver along with the draft rights to Tyronn Lue to the L.A. Lakers in exchange for Nick Van Exel (6/24/98)... Traded by the Lakers to Boston in exchange for Travis Knight (1/21/99)... Traded by Boston along with Kedrick Brown and Eric Williams to Cleveland in exchange for Ricky Davis, Chris Mihm, Michael Stewart and a second round pick (12/15/03)... Traded by Cleveland along with two future first round picks to Orlando in exchange for Drew Gooden, Steven Hunter and the draft rights to Anderson Varejao (7/23/04)... Traded by Orlando along with Rafer Alston and Courtney Lee to New Jersey in exchange for Vince Carter and Ryan Anderson on 6/25/09.

**PRO CAREER:** Twelve NBA seasons... In 772 games with 418 starts, averaging 6.4 points, 5.3 rebounds and 0.90 blocks in 22.0 minutes per game while shooting 49.0% from the floor, 14.3% from 3-point range and 69.0% from the line... Has 40 double-doubles for his career.

**PLAYOFFS:** In 51 games with 30 starts, averaging 4.4 points, 4.0 rebounds and 0.92 blocks in 17.0 minutes per game while shooting 49.5% from the floor and 55.3% from the line... 2002: Started all 16 games for Boston during its run to the Conference Finals, averaging 6.1 points, 7.6 rebounds and 1.88 blocks in 27.5 minutes per game while shooting 48.8% from the floor and 61.9% from the line... 2003: Started all 10 games for Boston which advanced to the Eastern Conference Semifinals... Averaged 6.6 points, 4.9 rebounds and 1.40 blocks in 21.3 minutes per game while shooting 56.4% from the floor and 50.0% from the line... 2007: Started all four games for Orlando in its first round series vs. Detroit, averaging 3.8 points and 4.0 rebounds in 21.8 minutes per game while shooting 38.9% from the floor and 1-of-4 from the line... 2009: Appeared in 21 games for Orlando during its run to the NBA Finals, averaging 2.1 points and 1.0 rebounds in 6.1 minutes per game while shooting 46.7% from the floor and 3-of-5 from the line.

**2008-09:** Eleventh NBA season (Orlando)... In 77 games with three starts, averaged 4.8 points and 3.6 rebounds in 15.6 minutes per game while shooting 48.9% from the floor, 22.2% from 3-point range and 65.9% from the line... As a starter, averaged 16.0 ppg, 6.3 rpg, 2.0 apg and 1.00 spg in 33.7 mpg... Scored a season-high 21 points vs. Charlotte (4/15/09)... Tied a franchise record by shooting 9-of-9 from the floor at Philadelphia on 11/26/08.

**2007-08:** Spent the entire season on the Inactive List due to a torn rotator cuff in his left shoulder... Underwent successful surgery on 10/24/07.

**2006-07:** Tenth NBA season (Orlando)... In 66 games (all starts), averaged 6.1 points and 5.2 rebounds in 23.9 minutes per game while shooting 48.9% from the floor and 67.5% from the line.

**2005-06:** Ninth NBA season (Orlando)... Started all 82 games, averaging 7.9 points, 5.6 rebounds and 0.84 blocks in 27.0 minutes per game while shooting 50.7% from the floor and 66.4% from the line... Had a season-high 5 blocks at Charlotte (1/20/06), all of which came in the third quarter.

**2004-05:** Eighth NBA season (Orlando)... In 81 games with 32 starts, averaged 4.9 points, 5.6 rebounds and 1.00 blocks in 23.4 minutes per game... As a starter, averaged 7.5 ppg, 7.7 rpg and 1.44 bpg in 31.5 mpg... Only game missed was due to a league suspension on 12/6/04 at Denver; was assessed a flagrant two foul for throwing an elbow vs. Memphis on 12/4/04.

**2003-04:** Seventh NBA season (Boston and Cleveland)... In 73 combined games with seven starts, averaged 5.6 points, 4.9 rebounds and 0.92 blocks in 20.2 minutes per game while shooting 44.3% from the floor, 22.2% from 3-point range and 74.2% from the line... In 23 games with six starts for Boston,

## 2009-10 SEASON NOTES/ CAREER HIGHLIGHTS

- ★ In 15 games for New Jersey, averaged 2.4 points and 1.5 rebounds in 8.9 minutes per game while shooting 35.0% from the floor and 70.0% from the line.
- ★ Was originally the fifth overall pick by Denver in the 1997 NBA Draft... has played 12 seasons in the NBA but missed all of 2007-08 because of injury.
- ★ Was a member of Orlando's Eastern Conference Championship team in 2008-09... started all 82 games for the Magic in 2005-06.
- ★ At one point, was teammates with LeBron James and Dwight Howard during both of their rookie seasons (2003-04 with James and Cleveland; 2004-05 with Howard and Orlando).
- ★ For his career, averaged nearly two offensive rebounds per game (1.8 orgp)... had a career-high 10 offensive boards at the L.A. Lakers on 1/14/98.
- ★ Has recorded 40 double-doubles for his career.

averaged 5.9 points, 5.1 rebounds and 0.87 blocks in 21.7 minutes per game... In 50 games with one start for Cleveland, averaged 5.4 points, 4.8 rebounds and 0.94 blocks in 19.5 minutes per game... Was on the injured list from 2/3-2/11/04 with a bruised left knee; missed six games due to the injury.

**2002-03:** Sixth NBA season (Boston)... In 67 games with 62 starts, averaged 7.3 points, a career-high tying 6.5 rebounds and 1.21 blocks in 25.1 minutes per game while shooting 53.9% from the floor and a career-best 74.6% from the line... Scored a career-high 24 points vs. Cleveland on 12/13/02... Grabbed 10+ boards nine times, including a career-high tying 15 vs. Washington (1/6/03).

**2001-02:** Fifth NBA season (Boston)... In 74 games with 73 starts, averaged 6.9 points, a career-high tying 6.5 rebounds and 0.91 blocks in 24.6 minutes per game while shooting a career-best 54.1% from the floor and 67.7% from the line... Grabbed 10+ boards 11 times.

**2000-01:** Fourth NBA season (Boston)... In 40 games with 25 starts, averaged 6.5 points, 5.8 rebounds and a career-high 1.50 blocks in 21.1 minutes per game while shooting 53.7% from the floor and 63.8% from the line.

**1999-00:** Third NBA season (Boston)... Appeared in all 82 games with four starts, averaging 6.6 points, 5.5 rebounds and 0.85 blocks in 18.4 minutes while shooting 47.7% from the floor and 67.5% from the line... recorded four double-doubles.

**1998-99:** Second NBA season (Boston)... Appeared in all 50 games with 15 starts, averaging 6.7 points, 6.0 rebounds and 1.42 blocks in 22.4 minutes per game while shooting 51.9% from the floor and 67.2% from the line.

**1997-98:** Rookie NBA season (Denver)... Appeared in 65 games with 49 starts, averaging a career-high 8.4 points, 5.4 rebounds and 1.06 blocks in 23.2 minutes per game while shooting 44.6% from the floor, 21.4% from 3-point range and 70.2% from the line... Had four double-doubles... Recorded a career-high 8 blocks vs. Boston (2/10/98).





**COLLEGE CAREER:** Was an early entry candidate for the 1997 NBA Draft following his junior season at Texas Tech... Left as the school's all-time leading shot blocker... As a junior, averaged 18.8 points, 11.8 rebounds and 2.54 blocks and was named All-Big XII First Team and honorable mention All-American by the Associated Press.

**OFF THE COURT:** Full name is Demetrius Antonio Battie... Brother, Derrick, played basketball at Temple... Also has one sister... Majored in communications... Fan of the Dallas

Cowboys... Favorite TV show is 'The Sopranos' and lists his favorite movies as 'The Green Mile' and 'Batman'... Enjoys eating at any steakhouse or seafood place... Likes to shoot pool or read in his spare time... Lists Magic Johnson as his favorite athlete and his grandfather as the most influential person in his life who taught him about the meaning of hard work... In the summer of 2009, participated in the Sportscenter U program at Syracuse University's Newhouse School of Communications.

### NBA REGULAR SEASON STATISTICS

SEA	TM	G	GS	MIN	FG	FGA	PCT	3P	3PA	PCT	FT	FTA	PCT	OFF	DEF	TOT	A	PF	D	ST	TO	BS	PTS	AVG		
97-98	DEN	65	49	1506	234	525	.446	3	14	.214	73	104	.702	138	213	351	60	199		54	98	69	544	8.4		
98-99	BOS	50	15	1121	147	283	.519	0	3	.000	41	61	.672	96	204	300	53	159		29	45	71	335	6.7		
99-00	BOS	82	4	1505	219	459	.477	1	8	.125	102	151	.675	152	258	410	63	249		47	67	70	541	6.6		
00-01	BOS	40	25	845	108	201	.537	0	3	.000	44	69	.638	73	160	233	16	126		27	37	60	260	6.5		
01-02	BOS	74	73	1820	211	390	.541	0	2	.000	88	130	.677	184	297	481	35	219		60	51	67	510	6.9		
02-03	BOS	67	62	1685	199	369	.539	1	5	.200	88	118	.746	148	285	433	49	197		33	48	81	487	7.3		
03-04	2tms	73	7	1478	170	384	.443	2	9	.222	66	89	.742	118	241	359	58	159		26	63	67	408	5.6		
04-05	ORL	81	32	1898	163	354	.460	0	6	.000	68	94	.723	109	343	452	42	244		42	81	81	394	4.9		
05-06	ORL	82	82	2215	280	552	.507	0	6	.000	89	134	.664	145	312	457	49	250		46	88	69	649	7.9		
06-07	ORL	66	66	1574	176	360	.489	0	1	.000	52	77	.675	92	252	344	35	185		29	61	30	404	6.1		
07-08	ORL																									
INJURED LIST - TORN ROTATOR CUFF, LEFT SHOULDER																										
08-09	ORL	77	3	1202	158	323	.489	2	9	.222	54	82	.659	92	186	278	31	112		26	46	25	372	4.8		
09-10	NJN	15	0	133	14	40	.350	1	4	.250	7	10	.700	4	19	23	3	19		4	3	2	36	2.4		
<b>TOTALS</b>	<b>772</b>	<b>418</b>	<b>16979</b>	<b>2079</b>	<b>4240</b>	<b>490</b>	<b>10</b>	<b>70</b>	<b>.143</b>	<b>772</b>	<b>1119</b>	<b>.690</b>	<b>1351</b>	<b>2770</b>	<b>4121</b>	<b>494</b>	<b>2118</b>		<b>411</b>	<b>688</b>	<b>692</b>	<b>4940</b>	<b>6.4</b>			

### NBA PLAYOFF STATISTICS

SEA	TM	G	GS	MIN	FG	FGA	PCT	3P	3PA	PCT	FT	FTA	PCT	OFF	DEF	TOT	A	PF	D	ST	TO	BS	PTS	AVG		
2002	BOS	16	16	439	42	86	.488	0	0	--	13	21	.619	39	82	121	13	51		10	11	30	97	6.1		
2003	BOS	10	10	213	31	55	.564	0	3	.000	4	8	.500	13	36	49	5	42		4	7	14	66	6.6		
2007	ORL	4	4	86	7	18	.389	0	0	--	1	4	.250	3	13	16	1	12		0	0	0	15	3.8		
2008	ORL																									
INACTIVE LIST - TORN ROTATOR CUFF, LEFT SHOULDER																										
2009	ORL	21	0	128	21	45	.495	0	0	.000	3	5	.600	7	13	20	2	12		0	2	3	45	2.1		
<b>TOTALS</b>	<b>51</b>	<b>30</b>	<b>867</b>	<b>101</b>	<b>204</b>	<b>495</b>	<b>0</b>	<b>3</b>	<b>.000</b>	<b>21</b>	<b>38</b>	<b>.553</b>	<b>62</b>	<b>144</b>	<b>206</b>	<b>21</b>	<b>117</b>		<b>14</b>	<b>20</b>	<b>47</b>	<b>223</b>	<b>4.4</b>			



# #33 CRAIG BRACKINS

Position .....Forward  
 Height .....6-10  
 Weight .....230  
 Years Pro .....Rookie  
 From .....Iowa State  
 Born .....10/9/87

## 2009-10 SEASON NOTES/ CAREER HIGHLIGHTS

- ★ Was an early entry candidate for the 2010 NBA Draft following his junior season at Iowa... was also an early entry candidate for the 2009 NBA Draft before withdrawing his name.
- ★ As a junior, led the Cyclones in scoring (16.5 ppg) and blocks (1.18 bpg) while ranking second in rebounding (8.5 rpg) and assists (2.2 apg).
- ★ For his career, hit 69 3-pointers in 96 games played.
- ★ Named All-Big 12 First Team as a sophomore and All-Big 12 Second Team as a junior.
- ★ Started all five games for New Orleans at the 2010 NBA Summer League in Las Vegas, averaging 10.0 points and 4.6 rebounds in 24.4 minutes per game while shooting 38.1% from the floor, 48.6% from 3-point range and 66.7% from the line... hit 2+ 3FGM in three of the five games.

**TRANSACTIONS:** Selected with the 21st overall pick in the 2010 NBA Draft by Oklahoma City... Draft rights were traded that night, along with the draft rights to Quincy Pondexter, to New Orleans in exchange for Morris Peterson and the draft rights to Cole Aldrich... Traded by New Orleans to Philadelphia along with Darius Songaila in exchange for Willie Green and Jason Smith (9/23/10).

**PRO CAREER:** Started five games for New Orleans at the 2010 NBA Summer League in Las Vegas, averaging 10.0 points and 4.6 rebounds in 24.4 minutes per game while shooting 38.1% from the floor, 48.6% from 3-point range and 66.7% from the line... hit 2+ 3FGM in three of the five games.

## NCAA STATISTICS

### IOWA STATE

SEA	TM	G	GS	MIN	FG	FGA	PCT	3P	3PA	PCT	FT	FTA	PCT	OFF	DEF	TOT	A	PF	D	ST	TO	BS	PTS	PPG
07-08	ISU	32	32	887	137	316	.434	21	75	.280	71	97	.732	41	118	169	41	57	1	10	54	31	366	11.4
08-09	ISU	32	31	1041	243	512	.475	21	74	.284	138	198	.697	55	248	303	43	67	2	17	74	30	645	20.2
09-10	ISU	32	32	1124	192	457	.420	27	87	.310	117	154	.760	67	206	273	69	64	2	25	68	38	528	16.5
<b>Totals</b>		<b>96</b>	<b>95</b>	<b>3052</b>	<b>572</b>	<b>1285</b>	<b>.445</b>	<b>69</b>	<b>236</b>	<b>.292</b>	<b>326</b>	<b>449</b>	<b>.726</b>	<b>163</b>	<b>572</b>	<b>745</b>	<b>153</b>	<b>188</b>	<b>5</b>	<b>52</b>	<b>196</b>	<b>99</b>	<b>1539</b>	<b>16.0</b>

**COLLEGE CAREER:** Started 95 of a possible 96 games during his three seasons at Iowa State... Named All-Big 12 First Team as a sophomore and All-Big 12 Second Team as a junior... As a junior, led the Cyclones in scoring (16.5 ppg), and blocks (1.18 bpg) while ranking second in rebounding (8.5 rpg) and assists (2.2 apg)... scored 20+ points seven times and recorded 13 double-doubles as a junior... As a sophomore, led Iowa State in scoring (20.2 ppg) and rebounding (8.5 rpg)... One of three players in the nation to rank in the top-30 in both categories... Scored 20+ points 19 times, including a career-high 42 points vs. Kansas... Named honorable mention All-American by the Associated Press as a sophomore.

**OFF THE COURT:** Son of Darrin Brackins and Jane Mukes... Majored in speech communications... Averaged 18.1 points and 9.3 rebounds in his final season at Brewster Academy (N.H.), leading the squad to a 29-6 record and a NEPSAC Class A runner-up finish.



# #42 ELTON BRAND

Position .....Forward  
 Height .....6-9  
 Weight .....254  
 Years Pro .....11  
 From .....Duke  
 Born .....3/11/79

### CAREER HIGHS

PTS	44	2x, last vs. MEM 4/13/06
FG	18	at IND 2/24/00
FGA	26	2x, last vs. MEM 2/10/06
3FG	1	2x, last vs. HOU 3/28/07
3FGA	1	14x, last vs. HOU 3/28/07
FT	15	vs. UTA 1/16/06
FTA	19	at LAL 11/19/99
OR	12	2x, last at GS 4/14/03
DR	16	at MEM 2/25/02
TOT	23	2x, last at GS 4/14/03
AST	10	at IND 1/26/03
STL	5	2x, last vs. PHI 11/18/06
TO	9	at TOR 2/29/00
BLK	8	4x, last vs. GS 2/24/07
MIN	55	at CHA 1/9/01

### PLAYOFF HIGHS

PTS	40	at PHO 5/8/06
FG	18	at PHO 5/8/06
FGA	26	2 PHO 5/22/06
3FG	-	
3FGA	1	vs. PHO 5/14/06
FT	13	at PHO 5/16/06
FTA	17	at PHO 5/16/06
OR	7	2x, last at PHO 5/22/06
DR	11	vs. DEN 5/1/06
TOT	15	at PHO 5/16/06
AST	8	2x, last vs. PHO 5/14/06
STL	3	at PHO 5/10/06
TO	5	at DEN 4/29/06
BLK	5	3x, last vs. PHO 5/18/06
MIN	55	at PHO 5/16/06



## 2009-10 SEASON NOTES/ CAREER HIGHLIGHTS

- ★ In 76 games with 57 starts, averaged 13.1 points, 6.1 rebounds, 1.4 assists, 1.08 steals and 1.05 blocks in 30.2 minutes per game while shooting 48.0% from the floor and 73.8% from the line.
- ★ Appeared in all but six games last season after appearing in a total of 37 games the previous two seasons combined... Sixers were 0-6 in games he missed.
- ★ Sixers were 15-17 when he scored 14+ points last season (6-6 w/20+ points) and 12-32 when he scored below 14, including 3-17 when he failed to reach double-digits.
- ★ Recorded seven double-doubles in 2009-10 and has 361 for his career.
- ★ Earned All-NBA Second Team honors in 2005-06 and is a two-time All-Star (2002 and 2006).
- ★ Won the NBA Sportsmanship Award in 2006 and was a divisional winner in both 2004 and 2007.
- ★ Selected with the first overall pick in the 1999 NBA Draft and shared Rookie of the Year honors with Steve Francis.
- ★ As a sophomore at Duke University, helped the Blue Devils reach the 1999 NCAA Championship game while also earning consensus National Player of the Year honors... Was also a McDonald's High School All-American.

**TRANSACTIONS:** Selected by Chicago with the first overall pick in the 1999 NBA Draft... Traded to the L.A. Clippers in exchange for Brian Skinner and the draft rights to Tyson Chandler on 6/27/01... Re-signed with the Clippers as a restricted free agent on 7/19/03... Signed as a free agent with the Sixers on 7/9/08.

**PRO CAREER:** Eleven NBA seasons... In 719 career games with 689 starts, averaging 19.3 points, 9.7 rebounds, 2.5 assists, 1.97 blocks and 0.94 steals in 37.2 minutes per game... Shooting 50.1% from the floor and 73.6% from the foul line... Ranks sixth among active players in offensive rebounding and has averaged 3.7 orgp for his career... Finished seventh in voting for the 2005-06 MVP award and earned All-NBA Second Team honors... Is a two-time All-Star (2002 and 2006)... Named co-Rookie of the Year with Steve Francis in 1999-2000... Won the NBA Sportsmanship Award in 2006 and was a divisional winner in both 2004 and 2007.

**PLAYOFFS:** Started all 12 games for the L.A. Clippers during their run to the Western Conference Semifinals in 2006, averaging 25.4 points, 10.3 rebounds, 4.0 assists, 2.58 blocks and 0.92 steals in 43.1 minutes per game... Shot 55.1% from the floor and 75.0% from the foul line... In the Western Conference Semifinals vs. Phoenix, averaged 30.9 points on 59.1% shooting.

**2008-09:** Tenth NBA season (Philadelphia)... In 29 games with 23 starts, averaged 13.8 points, 8.8 rebounds, 1.3 assists and 1.55 blocks in 31.7 minutes per game while shooting 44.7% from the floor and 67.6% from the line... Suffered a right shoulder dislocation while fouling Milwaukee's Luc Mbah a Moute on 12/17/08 and missed the next 16 games... Returned to action on 1/24/09 vs. New York and appeared in six games before it was announced he would have season ending surgery on his right shoulder on 2/5/09... Also missed two games with a right hamstring strain on 12/5/08 and 12/6/08... Scored 20+ points seven times (Sixers 5-2 mark) and recorded 10 double-doubles... Hit the game winning jumper with 57.9 seconds remaining against the L.A. Clippers on 11/21.

**2007-08:** Ninth NBA season (L.A. Clippers)... In nine games with six starts, averaged 17.6 points, 8.0 rebounds, 2.0 assists and 1.88 blocks in 34.3 minutes per game... Shot 45.6% from the floor and 78.7% from the line... Suffered a ruptured left Achilles tendon during an off-season workout in August of 2007 and missed all but the final eight games of the 2007-08 season... Scored 19 points in his first game back at Seattle (4/2/08) and tallied 21 points, 14 rebounds, 4 assists and 3 blocks at Golden State (4/12/08).

**2006-07:** Eighth NBA season (L.A. Clippers)... In 80 games (all starts), averaged 20.5 points, 9.3 rebounds, 2.9 assists, 2.24 blocks and 0.96 steals in 38.5 minutes per game... Shot a career-high 53.3% from the floor and 76.1% from the line... Ranked 17th in scoring, 10th in rebounding, seventh in blocks, 13th in field goal percentage and 14th in minutes played... Scored 20+ points 36 times and 30+ points nine times... Recorded 38 double-doubles... Became the Clippers franchise career rebounding leader at Houston on 3/14/07... Was the Pacific Division winner of the 2006-07 NBA Sportsmanship Award... Tied his career-high with 8 blocks at New York (12/31/06)... Scored a season-high 37 points at New Orleans (4/10/07).

**2005-06:** Seventh NBA season (L.A. Clippers)... In 79 games (all starts), averaged a career-high 24.7 points, 10.0 rebounds, 2.6 assists, 2.54 blocks and 1.03 steals in 39.2 minutes per game... Shot 52.7% from the floor and 77.5% from the line... Ranked 11th in the NBA in scoring, tied for sixth in rebounding, fifth in blocks, seventh in field goal percentage and tied for 12th in minutes per game... Recorded 45 double-doubles... Scored in double figures all 79 games, including 50 games with 20+ points and 25 games scoring 30 or more... Led the league in 30-point, 10-rebound games with 16... Named Western Conference Player of the Month for November 2005... Named Western Conference Player of the Week three times (weeks ending 11/20/05, 12/11/05 and 1/29/06).

**2004-05:** Sixth NBA season (L.A. Clippers)... In 81 games (all starts), averaged 20.0 points, 9.5 rebounds, 2.6 assists and 2.09 blocks in 37.0 minutes per game... Shot 50.3% from the floor and 75.2% from the line... Ranked 21st in the league in scoring, 11th in rebounding, ninth in blocks, tied for 18th in field goal percentage and fourth in offensive rebounding (3.7 orgp)... Recorded 41 double-doubles... Scored 20+ points 42 times, including five games with 30+ points.

**2003-04:** Fifth NBA season (L.A. Clippers)... In 69 games with 68 starts, averaged 20.0 points, 10.3 rebounds, a career-high 3.3 assists, 2.23 blocks and 0.93 steals in 38.7 minutes per game... Shot 49.3% from the floor and 77.3% from the line... Missed 13 of the first 14 games of the season with a hairline stress fracture of the right foot... Recorded 40 double-doubles... Named NBA Western Conference Player of the Week for the week ending 1/4/04... Named Pacific Division winner of the 2003-04 NBA Sportsmanship Award.

**2002-03:** Fourth NBA season (L.A. Clippers)... In 62 games with 61 starts, averaged 18.5 points, 11.3 rebounds, 2.5 assists, and career-highs of 2.55 blocks and 1.15 steals in 39.6 minutes per game... Shot 50.2% from the floor and 68.5% from the foul line... Led the NBA in offensive rebounding (4.6 orgp), ranked fourth in blocks, 11th in field goal percentage and tied for 12th in minutes per game... Recorded 44 double-doubles... Scored 20+ points 29 times, including two games with 30+ points... Placed on the Injured List for the first time in his career on 3/7/03 and missed 18 games with a stress fracture in his lower left leg... Posted the first triple-double of his NBA career at Indiana (1/26/03) with 17 points, 14 rebounds and a career-high 10 assists.

**2001-02:** Third NBA season (L.A. Clippers)... In 80 games (all starts), averaged 18.2 points, a career-high 11.6 rebounds, 2.4 assists, 2.04 blocks and 1.00 steals in 37.8 minutes per game...

Shot 52.7% from the floor and 74.2% from the line... Led the NBA in offensive rebounding (5.0 orgp)... Ranked second in field goal percentage, fifth in rebounding and 11th in blocks... Recorded 55 double-doubles... Named NBA Player of the Week for the week ending 12/9/01... Recorded 15+ boards 14 times.

**2000-01:** Second NBA season (Chicago)... In 74 games (all starts), averaged 20.1 points, 10.1 rebounds, 3.2 assists, 1.59 blocks and 0.96 steals in 37.8 minutes per game... Shot 52.7% from the floor and 74.2% from the foul line... Tied for ninth in the NBA in rebounding... Recorded 37 double-doubles... Scored 20+ points 40 times, including 7 games with 30+ points.

**1999-00:** Rookie NBA season (Chicago)... In 81 games with 80 starts, averaged 20.1 points, 10.0 rebounds, 1.9 assists and 1.63 blocks in 37.0 minutes per game... Shot 48.2% from the floor and 68.5% from the foul line... Named Schick NBA co-Rookie of the Year along with Houston's Steve Francis and was Rookie of the Month in January, February and April... Unanimous selection to NBA All-Rookie First Team... Led the league in offensive rebounding (4.3 orgp)... Became only the 19th player in NBA history to average at least 20 points and 10 rebounds as a rookie... Named MVP of the Schick Rookie Challenge at All-Star Weekend after recording 16 points and a Rookie Challenge record 21 rebounds... Scored a career-high tying 44 points vs. Washington on 4/13/00... Hit a team-record 14 consecutive field goals in that game... Only missed one game (12/8/99 at Cleveland) due to a hip pointer.

**COLLEGE CAREER:** In two seasons at Duke, averaged 16.2 points and 8.9 rebounds in 60 games played... Named to the Atlantic Coast Conference's 50th Anniversary Basketball Team... As a sophomore, helped the Blue Devils advance to the NCAA Championship game while earning consensus National Player of the Year honors.

**OFF THE COURT:** Full name is Elton Tyron Brand... He and his wife Shahara had their first child, Elton Peace, in October of 2008... As a high school senior, was a McDonald's All-American after averaging 25.9 points, 16.2 rebounds and 6.0 blocks per game for Peekskill High School in New York... Played AAU basketball with former Bulls teammate Ron Artest... Majored in Sociology at Duke... Is a veteran of several USA Basketball teams (1997 Hoop Summit Game, 1998 Goodwill Games, 1999 Pre-Olympic Tournament of the Americas, 2002 FIBA World Championship, 2003 USA Senior National Team Exhibition Game, 2003 FIBA Americas Olympic Qualifier, 2006 USA Basketball Men's Senior National Team, 2006 USA Men's World Championship Team)... Started the Elton Brand Foundation in the spring of 2000 and donated \$235,000 to open a reading and learning center in his hometown of Peekskill in the 2004 off-season... Is a founding member and president of Gibraltar Films, a company engaged in film investment, acquisition, production and distribution of motion pictures... One of the company's first projects was 2007's Rescue Dawn, an action-adventure film about prisoners of war in Vietnam... The film starred Christian Bale and listed Brand in the credits as a producer.

## NBA REGULAR SEASON STATISTICS

SEA	TM	G	GS	MIN	FG	FGA	PCT	3P	3PA	PCT	FT	FTA	PCT	OFF	DEF	TOT	A	PF	D	ST	TO	BS	PTS	AVG
99-00	CHI	81	80	2999	630	13306	.482	0	2	.000	367	536	.685	348	462	810	155	259	3	66	228	132	1627	20.1
00-01	CHI	74	74	2906	578	1215	.476	0	2	.000	334	472	.708	285	461	746	240	243	4	71	219	118	1490	20.1
01-02	LAC	80	80	3020	532	1010	.527	0	0	---	389	524	.742	396	529	925	191	254	3	80	173	163	1453	18.2
02-03	LAC	62	61	2454	451	899	.502	0	1	.000	244	356	.685	283	420	714	157	204	3	71	161	158	1146	18.5
03-04	LAC	69	68	2670	484	982	.493	0	1	.000	411	532	.773	269	445	714	227	229	1	64	193	154	1379	20.0
04-05	LAC	81	81	3001	629	1251	.503	0	3	.000	364	484	.752	296	474	770	208	240	2	62	183	169	1622	20.0
05-06	LAC	79	79	3099	756	1435	.527	1	3	.333	440	568	.775	236	554	790	208	227	0	81	173	201	1953	24.7
06-07	LAC	80	80	3077	645	1211	.533	1	1	1.000	351	461	.787	268	476	744	235	238	0	77	202	179	1642	20.5
07-08	LAC	8	6	274	52	114	.456	0	0	---	37	47	.787	21	43	64	16	21	0	3	17	15	141	17.6
08-09	PHI	29	23	920	163	365	.447	0	0	---	73	108	.676	77	177	254	37	78	1	17	68	45	399	13.8
09-10	PHI	76	57	2297	412	858	.480	0	1	.000	172	233	.738	179	282	461	109	232	1	82	131	80	996	13.1
<b>TOTALS</b>		<b>719</b>	<b>689</b>	<b>26718</b>	<b>5332</b>	<b>10646</b>	<b>.501</b>	<b>2</b>	<b>14</b>	<b>.143</b>	<b>3182</b>	<b>4321</b>	<b>.736</b>	<b>2658</b>	<b>4323</b>	<b>6981</b>	<b>1783</b>	<b>2225</b>	<b>18</b>	<b>674</b>	<b>1748</b>	<b>1414</b>	<b>13848</b>	<b>19.3</b>

## NBA PLAYOFF STATISTICS

SEA	TM	G	GS	MIN	FG	FGA	PCT	3P	3PA	PCT	FT	FTA	PCT	OFF	DEF	TOT	A	PF	D	ST	TO	BS	PTS	AVG	
2006	LAC	12	12	517	124	225	.551	0	1	.000	57	76	.750	51	72	123	48	34	1	11	29	31	305	25.4	
2009	PHI																								

Inactive List - Right Shoulder Injury

## NBA ALL-STAR STATISTICS

SEA	TM	G	GS	MIN	FG	FGA	PCT	3P	3PA	PCT	FT	FTA	PCT	OFF	DEF	TOT	A	PF	D	ST	TO	BS	PTS	AVG
2002	LAC	1	0	19	3	5	.600	0	0	---	0	0	---	5	5	10	1	2	0	0	2	1	6	---
2006	LAC	1	0	17	6	11	.545	0	0	---	0	0	---	3	4	7	0	2	0	1	3	0	12	---
<b>TOTALS</b>		<b>2</b>	<b>0</b>	<b>36</b>	<b>9</b>	<b>16</b>	<b>.563</b>	<b>0</b>	<b>0</b>	<b>---</b>	<b>0</b>	<b>0</b>	<b>---</b>	<b>8</b>	<b>9</b>	<b>17</b>	<b>1</b>	<b>4</b>	<b>0</b>	<b>1</b>	<b>5</b>	<b>1</b>	<b>18</b>	<b>9.0</b>




# #00 SPENCER HAWES

Position . . . . . Center  
 Height . . . . . 7-1  
 Weight . . . . . 245  
 Years Pro . . . . . 3  
 From . . . . . Washington  
 Born . . . . . 4/28/88

## CAREER HIGHS

PTS 30 at LAL 1/1/10  
 FG 12 at LAL 1/1/10  
 FGA 20 at LAL 1/1/10  
 3FG 4 at LAL 1/1/10  
 3FGA 5 2x, last @ LAL 1/1/10  
 FT 6 2x, last at SA 10/31/09  
 FTA 8 vs. Mia 12/5/09  
 OR 7 at Tor 2/7/10  
 DR 14 vs. LAC 2/27/09  
 TOT 14 vs. LAC 2/27/09  
 AST 9 vs. Phi 3/22/09  
 STL 3 5x, last vs. LAL 12/26/09  
 TO 6 vs. OKC 3/10/09  
 BLK 6 2x, 11/26/08  
 MIN 44:26 vs. Phi 3/22/09



**TRANSACTIONS:** Selected by Sacramento with the 10th overall pick in the 2007 NBA Draft... Traded to Philadelphia along with Andres Nocioni in exchange for Samuel Dalembert on 6/17/10.

**PRO CAREER:** Three NBA seasons... In 220 games with 118 starts, averaging 8.8 points, 5.5 rebounds, 1.6 assists and 0.98 blocks in 23.2 minutes per game while shooting 46.6% from the floor, 31.4% from 3-point range and 67.0% from the line... Has 25 career double-doubles.

**2008-09:** Second NBA season (Sacramento)... In 77 games with 51 starts, averaged career-highs of 11.4 points, 7.1 rebounds and 1.21 blocks to go along with 1.9 assists in 29.3 minutes per game... Shot 46.6% from the floor, a career-best 34.8% from 3-point range and 66.2% from the line... Missed four games due to an abdominal strain (12/30/08-1/5/09) and one game with a strained left knee (4/15/09)... As a starter, averaged 12.4 points, 8.0 rebounds, 2.3 assists and 1.22 blocks... Had the second most assists of any center... **SUMMER 2008:** Started all five games for Sacramento at the NBA Summer League in Las Vegas, averaging 17.0 points (39.2% FGs, 73.3% FTs), 8.4 rebounds, 1.6 assists and 1.60 blocks in 33.2 minutes per game.

**2007-08:** Rookie NBA season (Sacramento)... In 71 games with eight starts, averaged 4.7 points, and 3.2 rebounds in 13.1 minutes per game while shooting 45.9% from the floor, 19.0% from 3-point range and 65.5% from the line... Missed the first four games of the season after undergoing a brief arthroscopic procedure in October of 2007 to repair a left knee lateral meniscus tear... Posted his first career double-double with 19 points and 12 rebounds in his first career start at Memphis (3/22/08)... **SUMMER 2007:** Started all five games for Sacramento at the NBA Summer League in Las Vegas, averaging 16.6 points (44.0% FGs, 42.9% FTs), 5.4 rebounds and 1.0 assists in 33.2 minutes per game.

**COLLEGE CAREER:** Was an early entry candidate for the 2007 NBA Draft following his freshman season at Washington... In 31 games with 24 starts, averaged 14.9 points (53.2% FGs, 75.5% FTs), 6.4 rebounds, 1.9 assists and 1.7 blocks... Earned Honorable Mention All-Conference and All-Freshman Pac-10 honors... Set school freshman records for both scoring and blocks.

**OFF THE COURT:** Was a member of the 2006 FIBA Americas Under-18 Championship team which won the gold medal... Also a member of the 2006 USA Junior National Select Team which defeated the World Select Team at the Nike Hoop Summit... Averaged 20.0 points, 11.3 rebounds, 3.0 assists and 3.10 blocks as a senior at Seattle Prep High School... Was a McDonald's, Parade Magazine and EA Sports All-American...

## 2009-10 SEASON NOTES/ CAREER HIGHLIGHTS

- ★ In 72 games with 59 starts for Sacramento, averaged 10.0 points, 6.1 rebounds, a career-high 2.2 assists and 1.15 blocks in 26.4 minutes per game while shooting a career-best 46.8% from the floor, 29.9% from 3-point range and a career-high 68.9% from the line.
- ★ Had the sixth most assists of any center in the league last season... recorded 4+ assists 12 times.
- ★ Grabbed 10+ boards 11 times, including nine double-doubles... had 4+ offensive rebounds nine times, including a career-high 7 at Toronto on 2/7/10.
- ★ Ranked 25th in the league in blocks and recorded 2+ blocks 23 times... post All-Star break (21 games played), averaged 1.57 bpg.
- ★ Scored 20+ points six times, including a career-high 30 points at the L.A. Lakers on 1/1/10... averaged 17.0 points, 7.0 rebounds, 4.3 assists, 2.00 steals and 1.67 blocks in three games played against the eventual champion Lakers.
- ★ Missed eight games due to injury (one with a lower back strain on 3/28/10; one with a left hamstring contusion on 3/31/10, six with a left knee bone contusion from 4/3-4/13/10).
- ★ Was an early entry candidate for the 2007 NBA Draft following his freshman season at Washington... earned Honorable Mention All-Conference and All-Freshman Pac-10 honors while setting the Huskies freshman records for both scoring and blocks.
- ★ Uncle, Steve Hawes, played 10 seasons in the NBA from 1974-1984.

Named Seattle Times' State High School Player of the Year following his senior season... Led his team to the 2006 state Class 3A championship... Graduated with a 3.70 grade-point average... Full name is Spencer Mason Reynvaan-Hawes... Son of Jeff and Lisa Hawes... Has a younger sister Kaija... Father played at Washington from 1972-74 and uncle, Steve, was a Husky from 1970-72 and played 10 seasons in the NBA... Enjoys watching the Seattle Seahawks... Favorite pre-game meal is steak and potatoes... Pays close attention to politics and current events.

## NBA REGULAR SEASON STATISTICS

SEA	TM	G	GS	MIN	FG	FGA	PCT	3P	3PA	PCT	FT	FTA	PCT	OFF	DEF	TOT	A	PTS	D	ST	TO	BS	PTS	AVG
07-08	SAC	71	8	931	146	318	.459	4	21	.190	38	58	.655	68	162	230	44	128	1	14	56	40	334	4.7
08-09	SAC	77	51	2258	373	800	.466	40	115	.348	90	136	.662	148	401	549	149	249	4	44	160	93	876	11.4
09-10	SAC	72	59	1904	312	666	.468	26	87	.299	73	106	.689	145	291	436	158	200	1	32	131	83	723	10.0
<b>TOTALS</b>		<b>220</b>	<b>118</b>	<b>5094</b>	<b>831</b>	<b>1784</b>	<b>.466</b>	<b>70</b>	<b>223</b>	<b>.314</b>	<b>201</b>	<b>300</b>	<b>.670</b>	<b>361</b>	<b>854</b>	<b>1215</b>	<b>351</b>	<b>577</b>	<b>6</b>	<b>90</b>	<b>347</b>	<b>216</b>	<b>1933</b>	<b>8.8</b>





# #11

## JRUE HOLIDAY

Position .....Guard  
 Height .....6-4  
 Weight .....180  
 Years Pro .....1  
 From .....UCLA  
 Born .....6/12/90

### CAREER HIGHS

PTS 25 vs. TOR 4/3/10  
 FG 10 vs. TOR 4/3/10  
 FGA 15 at IND 3/9/10  
 3FG 5 vs. ORL 3/1/10  
 3FGA 6 3x, last vs. NY 3/15/10  
 FT 5 3x, last 3/30/10  
 FTA 6 2x, last 3/30/10  
 OR 4 at WAS 11/24/09  
 DR 8 vs. CHI 3/20/10  
 TOT 10 vs. CHI 3/20/10  
 AST 13 vs. MIA 4/12/10  
 STL 7 vs. ATL 3/26/10  
 TO 7 2x, last vs. MIL 4/9/10  
 BLK 2 3x, last 3/9/10  
 MIN45:04 vs. ORL 3/22/10



**TRANSACTIONS:** Selected by Philadelphia with the 17th overall pick in the 2009 NBA Draft.

**PRO CAREER:** Started all five games for the Sixers/Nets in the 2009 Orlando Pro Summer League, averaging 8.6 points (38.5% FGs, 30.8% 3FGs, 90.0% FTs), 3.4 rebounds, a team-high 3.0 assists and a team-high tying 1.60 steals in 29.0 minutes per game... As a rookie in 2009-10, appeared in 73 games with 51 starts, averaging 8.0 points, 3.8 assists, 2.6 rebounds and 1.09 steals in 21.4 minutes per game while shooting 44.2% from the floor, a team-high 39.0% from 3-point range and 75.6% from the line... **SUMMER 2010:** In three games (all starts) for Philadelphia in the Orlando Pro Summer League, averaged a league-high 19.3 points (47.4% FGs, 33.3% 3FGs, 64.3% FTs) to go along with 6.0 apg, 2.0 rpg and 1.7 spg... Named All-Summer League First Team.

**COLLEGE CAREER:** Was an early entry candidate for the 2009 NBA Draft following his freshman season at UCLA... Played alongside senior Darren Collison in the backcourt... In 35 games (all starts), averaged 8.5 points, 3.8 rebounds, 3.7 assists and 1.6 steals in 27.1 minutes per game... Shot 45.0% from the floor, 30.7% from 3-point range and 72.6% from the line... Earned Pac-10 All-Freshman Team honors... Scored a career-high 20 points on a perfect 8-of-8 shooting in just 19 minutes of play vs. Florida International... Had 12 points and a career-high 10 rebounds with 5 assists and 3 steals vs. Louisiana Tech... Recorded a career-high 6 steals vs. CS Northridge and 5 steals against USC... Had 13 points and 6 assists in UCLA's one-point win over Virginia Commonwealth in the First Round of the NCAA Tournament.

**OFF THE COURT:** As a senior at Campbell High School in Chatsworth, Calif., averaged 25.9 points, 11.2 rebounds, 6.9 assists, 4.8 steals... Team went 31-5 and won the California Division IV state title... as a freshman, helped Campbell High to a perfect 32-0 mark along with older brother Justin who plays at Washington... Rated the No. 1 point guard and the No. 2 overall prospect in the Class of 2008 by Rivals.com... Named the 2008 Gatorade National Player of the Year and Parade Magazine First Team All-America... Played in the McDonald's

### 2009-10 SEASON NOTES/ CAREER HIGHLIGHTS

- ★ In 73 games with 51 starts, averaged 8.0 points, 3.8 assists, 2.6 rebounds and 1.09 steals in 24.2 minutes per game while shooting 44.2% from the floor, a team-high 39.0% from 3-point range and 75.6% from the line.
- ★ Started the final 41 games and 51 times overall... as a starter, averaged 9.6 points, 4.7 assists, 2.9 rebounds and 1.35 steals in 29.2 minutes per game.
- ★ Scored 10+ points in 14 of the final 21 games after doing so 10 times his first 52 games played.
- ★ Over the final 34 games, averaged 11.4 points on 49.5% shooting... over the final 16 games, averaged 12.0 points, 6.6 assists, 4.1 rebounds and 1.94 steals.
- ★ Had 7 steals vs. Atlanta on 3/26/10, the most by a Sixer since Chris Webber had 7 vs. New York on 4/2/06.
- ★ Recorded his first career double-double with 10 points and a career-high 10 rebounds vs. Chicago on 3/20/10... recorded his first point-assist double-double with 13 points and 12 assists vs. Atlanta on 3/26/10.
- ★ Rated the No. 1 point guard and the No. 2 overall prospect in the High School Class of 2008 by Rivals.com.
- ★ Named the 2008 Gatorade National Player of the Year and Parade Magazine First Team All-America.

All-American Game, tallying 14 points, 5 rebounds, 3 assists and 5 steals... Older brother Justin just completed his junior season with the University of Washington's basketball team... Lists collecting shoes as a hobby... Was the manager for the Girls Tennis Team in high school.

### NBA REGULAR SEASON STATISTICS

SEA	TM	G	GS	MIN	FG	FGA	PCT	3P	3PA	PCT	FT	FTA	PCT	OFF	DEF	TOT	A	PF	D	ST	TO	BS	PTS	AVG
09-10	PHI	73	51	1767	230	520	.442	62	159	.390	65	86	.756	56	135	191	280	153	0	79	156	18	587	8.0





# ANDRE IGUODALA

Position . . . . . Guard/Forward  
 Height . . . . . 6-6  
 Weight . . . . . 207  
 Years Pro . . . . . 6  
 From . . . . . Arizona  
 Born . . . . . 1/28/84

## CAREER HIGHS

PTS 34 at CLE 1/24/07  
 FG 15 at PHO 3/1/08  
 FGA 25 2x, last vs. MEM 2/13/08  
 3FG 6 at TOR 11/16/05  
 3FGA 10 2x, last vs. DEN 12/7/09  
 FT 14 at LAC 12/31/08  
 FTA 17 2x, last at LAC 12/31/08  
 OR 5 4x, last vs. NY 3/15/10  
 DR 13 at MIL 11/22/06  
 TOT 17 vs. NY 3/15/10  
 AST 15 2x, last at WAS 3/29/07  
 STL 6 3x, last at MIL 2/24/06  
 TO 7 5x, last at DAL 11/13/07  
 BLK 4 vs. UTA 11/13/09  
 MIN 52:28 vs. BOS 1/13/06 (3OT)

## PLAYOFF HIGHS

PTS 29 vs. ORL 4/24/09  
 FG 10 at ORL 4/19/09  
 FGA 23 at ORL 4/19/09  
 3FG 4 vs. ORL 4/30/09  
 3FGA 6 2x, last vs. ORL 4/30/09  
 FT 10 at ORL 4/28/09  
 FTA 13 2x, last at ORL 4/28/09  
 OR 3 2x, last at DET 4/20/08  
 DR 7 2x, last at ORL 4/22/09  
 REBS 9 2x, last at DET 4/20/08  
 AST 11 vs. ORL 4/26/09  
 STL 5 vs. DET 4/29/05  
 TO 6 2x, last at DET 4/29/08  
 BLK 2 2x, last at DET 5/3/05  
 MIN46:41 vs. ORL 4/28/09



**TRANSACTIONS:** Selected after sophomore season by Philadelphia 76ers in the first round (ninth overall pick) of the 2004 NBA Draft... Re-signed as a restricted free-agent with Philadelphia on 8/18/08.

**PRO CAREER:** Six NBA seasons... In 486 games (all starts), averaging 15.9 points, 5.8 rebounds, 4.6 assists and 1.79 steals in 38.1 minutes per game... Shooting 46.4% from the floor, 32.1% from 3-point range and 75.1% from the line... Named MVP for the 2006 T-Mobile Rookie Challenge at NBA All-Star Weekend in Houston... Finished second in the Sprite Rising Stars Slam Dunk Competition in 2006... In 2004-05, became the ninth player in franchise history to earn NBA All-Rookie First Team honors... Posted first career triple-double (10 pts, 10 rebs, 10 ast) vs. Detroit (3/23/05), becoming the second rookie in franchise history (Jim Tucker, 1954-55) to record one... Has 48 double-doubles for his career and four triple-doubles.

**PLAYOFFS:** In 17 games (all starts), averaging 15.1 points, 5.3 rebounds, 5.0 assists and 2.24 steals in 40.8 minutes per game... Shooting 41.4% from the floor, 31.4 from 3-point range and 66.3% from the line... **2005:** Started all five games for the Sixers against Detroit in the First Round... Averaged 9.8 points, 4.6 rebounds, 3.0 assists and 2.80 steals while shooting 46.5% from the floor, 33.3% from 3-point range and 50.0% from the line... **2008:** Started all six of the Sixers First Round series vs. Detroit, averaging 13.2 points, 5.0 assists, 4.8 rebounds and 2.17 steals in 39.0 minutes per game... Shot 33.3% from the floor, 14.3% from 3-point range and 72.1% from the line... Scored a playoff career-high 21 points on 8-of-13 shooting in Game 5 (4/29/08)... **2009:** Started all six games of the Sixers First Round matchup vs. Orlando, averaging team-highs of 21.5 points, 6.7 assists and 1.83 steals along with a team-high tying 6.3 rebounds in 44.8 minutes per game... Shot 44.9% from the floor, 39.3% from 3-point range and 65.2% from the line.

**2008-09:** Fifth NBA season (Philadelphia)... Started all 82 games, averaging a team-high 18.8 points, 5.7 rebounds, 5.3 assists and 1.60 steals in 39.9 minutes per game while shooting 47.3% from the floor, 30.7% from 3-point range and 72.4% from the line... Joined LeBron James, Chris Paul and Dwyane Wade as the only players among qualifiers to average at least 18 points, 5 rebounds and 5 assists... Led the NBA in total minutes played and minutes per game; also ranked 27th in scoring, 21st in assists, 10th in steals and 12th in free throw attempts... Posted 10 double-doubles (six point-rebound, four point-assist)... Averaged 20.6 ppg over the final 64 games after averaging 13.0 the first 17 games... Sixers were 23-16 when he scored 20+ points.

**2007-08:** Fourth NBA season (Philadelphia)... Started all 82 games, averaging a career-high 19.9 points, 5.4 rebounds, 4.8 assists and 2.09 steals in 39.5 minutes per game... Shot 45.6% from the floor, 32.9% from 3-point range and 72.1% from the line... Over the final 39 games, shot 47.5% from the floor... Joined Caron Butler as the only players among qualifiers to average at least 19.0 points, 5.0 rebounds, 4.0 assists and 2.00 steals... Sixers were 25-18 when he scored 20+ points... Hit the game-winning shot with one second remaining at Memphis (12/22/07); had 17 points in the fourth quarter of that game... Scored 10+ points in at he fourth quarter 15 times... Had eight double-doubles (five point-rebound, three point-assist)... Tallied 30 points and 10 assists at Atlanta (4/4/08), becoming the first Sixer to post a 30-point, 10-assist game since Allen Iverson (12/2/06) and the first Sixer other than Iverson to do so since Jeff Hornacek (11/20/92)... Over the final 66 games, had 140 steals to 147 turnovers... Ranked sixth in the NBA in steals, tied for 28th in scoring, tied for 26th in assists and sixth in minutes played... Hit 101 3-pointers after averaging 50.3 3FGM his first three seasons.

## 2009-10 SEASON NOTES/ CAREER HIGHLIGHTS

- ★ Started all 82 games, averaging a team-high 17.1 points, 6.5 rebounds, a team-high 5.8 assists and a team-high 1.72 steals in 38.9 minutes per game while shooting 44.3% from the floor, 31.0% from 3-point range and 73.3% from the line.
- ★ Ranked tied for 14th in the league in assists, seventh in steals and second in total minutes played.
- ★ Joined LeBron James as the only players to average at least 17.0 points, 6.0 rebounds and 5.0 assists.
- ★ Had an assist-to-turnover ratio of 2.17... owned a 1.78 assist-to-turnover ratio for his career entering 2009-10.
- ★ Recorded 11 double-doubles (seven point-rebound, four point-assist)... came either one rebound or one assist shy of a triple-double three times.
- ★ Has started all 82 games in each of the past three seasons and has started all but six of a possible 492 games for his career.
- ★ Scored 20+ points 29 times, including four games with 30 or more points.
- ★ Was a starter for Team USA which won the gold medal at the 2010 FIBA World Championship... was also a member of the U.S. Select Team which helped prepare Team USA for the 2007 FIBA Americas Championship and the 2008 Olympics.

**2006-07:** Third NBA season (Philadelphia)... In 76 games, averaged 18.2 points, 5.7 assists, 5.7 rebounds and 2.00 steals in 40.3 minutes per game... One of just four players among qualifiers to average at least 18 points, 5 rebounds and 5 assists (Kobe Bryant, LeBron James and Tracy McGrady)... Shot 44.7% from the floor, 31.0% from 3-point range and 78.5% from the line... Ranked 29th in the league in scoring, tied for 16th in assists, fourth in steals and tied for fourth in minutes per game... Missed the first game of his career with a lower back strain on 3/23/07 and missed five more games (4/10-4/11/07, 4/15-4/18/07) with that same injury... At the time, his streak of 232 consecutive games started was the third longest of any active player in the NBA... Over his final 29 games played, averaged 20.0 points, 6.7 assists and 6.1 rebounds... Scored 20+ points 33 times (21-12 mark) and 30 or more four times (4-0)... Had three triple-doubles and was one of just four players to record more than one.

**2005-06:** Second NBA season (Philadelphia)... Started in all 82 games and averaged 12.3 points (50.0 FG%, 35.4 3FG%, 75.4%), 5.9 rebounds, 3.1 assists and 1.65 steals in 37.6 minutes per game... Became the first Sixers player since Clarence Weatherspoon (1992-94) to start and play in all 82 games of his first two seasons with the team... Ranked 14th in the NBA in steals per game and 12th in steals per turnover ratio (0.88)... Named MVP of the 2006 T-Mobile Rookie Challenge at NBA All-Star Weekend in Houston (30 points, 6 rebounds, 4 steals, 3 assists)... Finished second in the Sprite Rising Stars Slam Dunk Competition... Hit the first game-winning, buzzer-beating shot of his career, at Minnesota (1/22/06)... Scored 20+ points 10 times (9-1 mark) and grabbed 10+ boards eight times... Recorded seven double-doubles (six point-rebound; one point-assist)... Season-high 27 points vs. New Jersey (4/18/06)... Hit a career-high six 3-point field goals at Toronto (12/18/05).





**2004-05:** Rookie NBA Season (Philadelphia)... Only Sixer to start every game... Averaged 9.0 points, 5.7 rebounds, 3.0 assists and 1.68 steals in 32.8 minutes per game... Became the first Sixers rookie to start 82 games in a season since Clarence Weatherspoon (1992-93)... Finished with 138 steals, the third most steals by a Sixers rookie in franchise history... Ranked eighth among NBA leaders in steals per game... Scored 20 or more points in three games (2-1)... Had five double-doubles, including his first career triple-double (10 points, 10 rebounds, 10 assists) vs. Detroit (3/23/05)... Had first career double-double at Portland (12/28/04) with 22 points and 10 rebounds... Had 11 points, 7 rebounds and 4 assists in the got milk? Rookie Challenge at NBA All-Star Weekend.

**COLLEGE CAREER:** In two seasons at University of Arizona (2002-04), averaged 9.6 points, 6.6 rebounds, 3.4 assists and 1.53 steals in 62 games with 34 starts... In final season at Arizona, made the All-Pac 10 team, earned All-District 9 honors from the USBWA and was named Honorable Mention All-America by The Associated Press... Also received second team Pac-10 All-Academic team honors in 2003-04... Became the sixth early entry candidate under head coach Lute Olson... Posted 10 career double-doubles and three triple-doubles... Joined Jason Kidd (California) as the only Pac-10 players to register more than one triple-double in a season... Named to the

Pac-10 All-Freshmen team in 2002-03... Appeared in five NCAA Tournament games... Signed with Arizona in the spring of 2002 after being released from his National Letter of Intent at Arkansas following Nolan Richardson's departure.

**OFF THE COURT:** Full name is Andre Tyler Iguodala... Son of Leonard and Linda Shanklin... his first child, Andre Tyler II was born on 3/24/07... Brother Frank played basketball at Lake Land College (Matoon, Ill.; 2000-02), and the University of Dayton (2002-04)... During the summer of 2001, named the AAU national tournament Most Valuable Player after hitting the game-winning shot at the final buzzer to give his team the 17-and-under national title... Also earned three letters in track & field in high school... Majored in education at Arizona... Hobbies include reading and video games... Hosted Andre's Book Drive in 2006 and 2007, leading to the donation of more than 2,600 new children's books to Philadelphia READS... In 2004-05, hosted a Caps for Kids Drive, which brought in over 1,400 new hats that were donated to local children's hospitals... Established the Andre Iguodala Disaster Relief Fund in March of 2006 to raise money to assist tornado victims in his hometown of Springfield, Ill.

### NBA REGULAR SEASON STATISTICS

SEA	TM	G	GS	MIN	FG	FGA	PCT	3P	3PA	PCT	FT	FTA	PCT	OFF	DEF	TOT	A	PF	D	ST	TO	BS	PTS	AVG
04-05	PHI	82	82	2686	269	546	.493	47	142	.331	156	210	.743	89	375	464	246	204	2	138	139	48	741	9.0
05-06	PHI	82	82	3086	344	688	.500	56	158	.354	263	349	.754	117	364	481	255	198	4	135	153	21	1007	12.3
06-07	PHI	76	76	3062	443	991	.447	48	155	.310	452	551	.820	77	357	434	432	200	0	152	261	33	1386	18.2
07-08	PHI	82	82	3242	582	1277	.456	101	307	.329	365	506	.721	85	361	446	391	187	1	171	214	49	1630	19.9
08-09	PHI	82	82	3269	542	1147	.473	80	261	.307	377	521	.724	92	379	471	434	152	1	131	222	36	1541	18.8
09-10	PHI	82	82	3193	496	1120	.443	94	303	.310	315	430	.733	82	447	529	472	145	0	141	218	55	1401	17.1
<b>TOTALS</b>		<b>486</b>	<b>486</b>	<b>18537</b>	<b>2676</b>	<b>5769</b>	<b>.464</b>	<b>426</b>	<b>1326</b>	<b>.321</b>	<b>1928</b>	<b>2567</b>	<b>.751</b>	<b>542</b>	<b>2283</b>	<b>2825</b>	<b>2230</b>	<b>1086</b>	<b>8</b>	<b>868</b>	<b>1207</b>	<b>242</b>	<b>7706</b>	<b>15.9</b>

### NBA PLAYOFF STATISTICS

SEA	TM	G	GS	MIN	FG	FGA	PCT	3P	3PA	PCT	FT	FTA	PCT	OFF	DEF	TOT	A	PF	D	ST	TO	BS	PTS	AVG
2005	PHI	5	5	192	20	43	.465	3	9	.333	6	12	.500	8	15	23	15	12	0	14	5	5	49	9.8
2008	PHI	6	6	234	23	69	.333	2	14	.143	31	43	.721	6	23	29	30	11	0	13	26	1	79	13.2
2009	PHI	6	6	269	44	98	.449	11	28	.393	30	46	.652	6	32	38	40	9	0	11	24	0	129	21.5
<b>TOTALS</b>		<b>17</b>	<b>17</b>	<b>695</b>	<b>87</b>	<b>210</b>	<b>.414</b>	<b>16</b>	<b>51</b>	<b>.314</b>	<b>67</b>	<b>101</b>	<b>.663</b>	<b>20</b>	<b>70</b>	<b>90</b>	<b>95</b>	<b>32</b>	<b>0</b>	<b>38</b>	<b>55</b>	<b>6</b>	<b>257</b>	<b>15.1</b>



# #72 JASON KAPONO

Position ..... Forward  
 Height ..... 6-8  
 Weight ..... 215  
 Years Pro ..... 7  
 From ..... UCLA  
 Born ..... 2/4/81

### CAREER HIGHS

PTS	29	at IND	12/14/07
FG	12	at SAC	3/16/08
FGA	19	at SAC	3/16/08
3FG	6	3x, last vs. WAS	4/10/09
3FGA	11	2x, last at CHA	3/31/10
FT	7	at DET	11/21/04
FTA	8	at DET	11/21/04
OR	3	3x, last vs. SA	2/11/07
DR	9	vs. CLE	2/25/07
TOT	11	vs. SA	2/11/07
AST	8	at WAS	4/18/06
STL	5	at HOU	2/21/07
TO	4	at MIL	2/3/07
BLK	1	18x, last at CHA	3/31/10
MIN	42:23	vs. SA	2/11/09

### PLAYOFF HIGHS

PTS	20	at ORL	4/22/08
FG	8	at ORL	4/22/08
FGA	13	at ORL	4/28/08
3FG	4	2x, last at ORL	4/22/08
3FGA	6	3x, last vs. TOR	4/24/08
FT	2	2x, last at ORL	4/20/08
FTA	2	2x, last at ORL	4/20/08
OR	2	vs. ORL	4/24/08
DR	5	at ORL	4/22/08
TOT	5	at ORL	4/22/08
AST	2	at ORL	4/28/08
STL	1	4x, last 4/26/08	
TO	1	3x, last 4/22/08	
BLK	--		
MIN	34	vs. ORL	4/26/08

## 2009-10 SEASON NOTES/ CAREER HIGHLIGHTS

- ★ In 57 games with 12 starts, averaged 5.7 points and 1.2 rebounds in 17.1 minutes per game while shooting 41.9% from the floor, 36.8% from 3-point range and 60.0% from the line.
- ★ In 57 games with 12 starts, averaged 5.7 points and 1.2 rebounds in 17.1 minutes per game while shooting 41.9% from the floor, 36.8% from 3-point range and 60.0% from the line.
- ★ Made his first start as a Sixer vs. Orlando on 3/22/10 and started the final 12 games... Averaged 10.6 ppg over the final 16 games after scoring a total of 7 points his previous 14 games played from 12/26/09-3/12/10.
- ★ Hit 33 3-pointers over the final 16 games after not having one from 12/31/09-3/12/10... Hit 2+ 3FGM 19 times, including 3 or more nine times and 4+ five times.
- ★ Has the third highest 3-point shooting percentage (44.0% 3FGs) in NBA history.
- ★ Won back-to-back 3-point contests during All-Star Weekend in 2007 and 2008.
- ★ While with Miami in 2006-07, shot 51.4% from 3-point range, the sixth-highest 3-point percentage in a single season in NBA history... led the NBA in 3-point percentage that season and the following season (2007-08; 48.3% 3FGs).
- ★ Finished his collegiate career as the third leading scorer in UCLA history behind Don MacLean and Kareem Abdul-Jabbar... Became the first Bruin to earn First Team All Pac-10 honors all four years and the first player in school history to lead his team in scoring in four straight seasons.

**TRANSACTIONS:** Selected in the second round (31st overall) of the 2003 NBA Draft by Cleveland... Selected by Charlotte in the 2004 NBA Expansion Draft on 6/22/04... Signed as a restricted free-agent with Miami on 10/2/05... Signed as a free-agent with Toronto on 7/11/07... Acquired from Toronto via trade by Philadelphia in exchange for Reggie Evans on 6/9/09.

**PRO CAREER:** Seven NBA seasons... In 458 games played with 85 starts, averaging 7.3 points, 1.8 rebounds and 0.9 assists in 19.0 minutes per game... Shooting 44.4% from the floor, 44.0% from 3-point range and 83.5% from the line... Has the third highest 3-point percentage in NBA history... Led the NBA in 3-point percentage in back-to-back seasons (2006-07, 2007-08)... Won consecutive 3-point contests during All-Star Weekend in 2007 and 2008... Was a member of Miami's championship team in 2005-06.

**PLAYOFFS:** In 10 games with one start, averaging 9.8 points and 1.8 rebounds in 23.1 minutes per game... Shooting 55.7% from the floor, 53.5% from 3-point range and 83.3% from the line... **2006:** Played two minutes in one game for Miami during the HEAT's championship run... **2007:** Appeared in all four of Miami's first round games vs. Chicago with one start, averaging 5.0 points and 1.3 rebounds in 19.3 minutes per game... Shot 47.1% from the floor, 2-of-4 from 3-point range and 2-of-2 from the line... **2008:** Came off the bench in all five of Toronto's games vs. Orlando on the First Round, averaging 15.6 points and 2.6 rebounds... Shot 58.5% from the floor, 54.2% from 3-point range and 75.0% from the line... Was the Raptors second-leading scorer behind Chris Bosh... Scored 20 points in Game 2 at

Orlando on 4/22... In the first three games of the series, shot 11-of-18 (61.1% 3FGs) from behind-the-arc.

**2008-09:** Sixth NBA season (Toronto)... In 80 games with 12 starts, averaged 8.2 points, 2.0 rebounds and a career-high 1.3 assists in 22.9 minutes per game while shooting 43.2% from the floor, 42.8% from 3-point range and 81.0% from the foul line... Ranked 12th in the league in 3-point percentage... Hit multiple 3-pointers in 28 games, including 3+ 11 times and 4+ four times, including a career-high tying 6 3FGM vs. Washington on 4/10/09... Missed two games (1/18/09 vs. PHO with flu like symptoms and 12/31/08 vs. DEN with a right quad contusion).

**2007-08:** Fifth NBA season (Toronto)... Appeared in all but one game with seven starts, averaging 7.2 points and 1.5 rebounds in 18.9 minutes per game... Shot 48.8% from the floor, 48.3% from 3-point range and 86.0% from the line... Led the NBA in 3-point shooting... Successfully defended his Foot Locker Three-Point Shootout title during All-Star Weekend in New Orleans (2/16), setting a final round record with 25... Scored 17 of his career-high 29 points in the fourth quarter vs. Indiana (12/14/07) while shooting 6-of-7 from behind-the-arc.

**2006-07:** Fourth NBA season (Miami)... In 67 games with 35 starts, averaged career-highs of 10.9 points and 2.7 rebounds along with 1.2 assists in 26.4 minutes per game... Posted career-highs in all three shooting categories: 49.4% FGs, 51.4% 3FGs, 89.2% FTs... Led the NBA in 3-point percentage while posting the fifth-highest percentage for a single season in league history... Won the Foot Locker Three-Point Shootout at All-Star Weekend in Las Vegas (2/18)... As a starter, averaged 13.3 points and 3.4 rebounds in 31.8 minutes per game... Missed 14 games with a sprained left ankle from 3/7-4/1/07... Scored a season-high 28 points at Milwaukee on 2/3/07 while knocking down six 3-pointers.

**2005-06:** Third NBA season (Miami)... In 51 games with two starts, averaged 4.1 points and 1.4 rebounds in 13.0 minutes per game... Shot 44.6% from the floor, 39.6% from 3-point range and 84.8% from the line... Missed one game due to personal reasons (2/22/06 at New York), was a healthy scratch on the inactive list 11 times and was a DNP-CD 18 times.

**2004-05:** Second NBA season (Charlotte)... Appeared in all but one game for Charlotte with 14 starts, averaging 8.5 points and 2.0 rebounds in 18.4 minutes per game... Shot 40.1% from the floor, 41.2% from 3-point range and 82.4% from the line... Ranked 13th in the NBA in 3-point percentage... As a starter, averaged 10.1 points and 3.2 rebounds in 24.0 minutes per game... Scored a season-high 25 points at Detroit on 11/21/04.

**2003-04:** Rookie season (Cleveland)... In 41 games with three starts, averaged 3.5 points and 1.3 rebounds in 10.4 minutes per game... Shot 40.3% from the floor, 47.7% from 3-point range and 83.3% from the line... Missed six games with right knee tendonitis from 1/22-2/3/04 and seven more from 3/19-4/2/04... Was a DNP-CD 26 times... Shot 5-of-5 from 3-point range against New Orleans on 2/23/04... Made first career start at Atlanta on 11/22/03.

**COLLEGE CAREER:** Saw action in 127 games (126 starts) during his four-year career at UCLA, averaging 16.5 points, 5.1 rebounds and 2.1 assists... Finished his college career ranked third on UCLA's all-time scoring list with 2,095 points, behind only Don MacLean (2,608) and Kareem Abdul-Jabbar (2,235)... First Bruin to earn First Team All Pac-10 honors all four years and first player in school history to lead team in scoring in four straight seasons... Scored a career-high 44 points in a win at Washington State... Selected as the National Freshman of the Year... Became only the second true freshman in school history to start every game, joining Earl Watson.

**OFF THE COURT:** Father-in-law Tony Cline Sr. played football at the University of Miami and with the NFL's Oakland Raiders... Brother-in-law Tony Cline Jr. played football at Stanford University and with the Buffalo Bills and San Francisco 49ers of the NFL... Graduated from UCLA with a degree in history...

When his basketball career is done he would like to involve himself in real estate or be a golf pro... Was a member of the gold medal winning U.S. team at the 2001 FIBA World Championship for Young Men in Japan... Has no tattoos.

## NBA REGULAR SEASON STATISTICS

SEA	TM	G	GS	MIN	FG	FGA	PCT	3P	3PA	PCT	FT	FTA	PCT	OFF	DEF	TOT	A	PF	D	ST	TO	BS	PTS	AVG
03-04	CLE	41	3	427	52	129	.403	21	44	.477	20	24	.833	19	36	55	14	41	0	13	21	2	145	3.5
04-05	CHA	81	14	1491	269	671	.401	80	194	.412	70	85	.824	32	132	164	61	132	1	40	46	6	688	8.5
05-06	MIA	51	2	665	79	177	.446	28	33	.848	21	53	.396	12	59	71	37	89	0	7	20	3	207	4.1
06-07	MIA	67	35	1767	278	563	.494	66	74	.892	108	210	.514	26	154	180	81	135	1	38	70	2	730	10.9
07-08	TOR	81	7	1530	243	498	.488	37	43	.860	57	118	.483	31	89	120	65	131	0	34	58	2	580	7.2
08-09	TOR	80	12	1831	261	604	.432	34	42	.810	98	229	.428	26	137	163	105	144	0	22	70	3	654	8.2
09-10	PHI	57	12	976	126	301	.419	63	171	.368	9	15	.600	14	52	66	39	80	0	21	34	6	324	5.7
<b>TOTALS</b>	<b>458</b>	<b>85</b>	<b>8688</b>	<b>1308</b>	<b>2943</b>	<b>.444</b>	<b>448</b>	<b>1019</b>	<b>.440</b>	<b>264</b>	<b>316</b>	<b>.835</b>	<b>160</b>	<b>659</b>	<b>819</b>	<b>402</b>	<b>752</b>	<b>2</b>	<b>175</b>	<b>319</b>	<b>24</b>	<b>3328</b>	<b>7.3</b>	

## NBA PLAYOFF STATISTICS

SEA	TM	G	GS	MIN	FG	FGA	PCT	3P	3PA	PCT	FT	FTA	PCT	OFF	DEF	TOT	A	PF	D	ST	TO	BS	PTS	AVG
2006	MIA	1	0	2	0	0	--	0	0	--	0	0	--	0	0	0	0	0	0	0	0	0	0	0.0
2007	MIA	4	0	77	8	17	.471	2	4	.500	2	2	1.000	0	5	5	2	9	0	2	1	0	20	5.0
2008	TOR	5	0	152	31	53	.585	13	24	.542	3	4	.750	2	11	13	4	9	0	2	2	0	78	15.6
<b>TOTALS</b>	<b>10</b>	<b>0</b>	<b>231</b>	<b>39</b>	<b>70</b>	<b>.557</b>	<b>15</b>	<b>28</b>	<b>.536</b>	<b>5</b>	<b>6</b>	<b>.833</b>	<b>2</b>	<b>16</b>	<b>18</b>	<b>6</b>	<b>18</b>	<b>0</b>	<b>4</b>	<b>3</b>	<b>0</b>	<b>98</b>	<b>9.8</b>	





# #20

## JODIE MEEKS

Position .....Guard  
 Height .....6-4  
 Weight .....208  
 Years Pro .....1  
 From .....Kentucky  
 Born .....8/21/87

### CAREER HIGHS

PTS	21	2x, last vs. Mia 4/12/10
FG	9	at Por 1/13/10
FGA	17	at Por 1/13/10
3FG	5	2x, last vs. Mia 4/12/10
3FGA	9	vs. Mia 4/12/10
FT	4	at Cha 12/28/09
FTA	4	3x, last vs. Mil 4/9/10
OR	2	2x, last vs. Hou 2/17/10
DR	7	at Cha 12/28/09
TOT	7	at Cha 12/28/09
AST	3	3x, last at Mem 4/10/10
STL	2	2x, last at LAL 1/10/10
TO	3	at Min 11/6/09
BLK	1	5x, last at Cha 3/31/10
MIN	31:05	at Por 1/13/10



**TRANSACTIONS:** Selected in the second round (41st overall pick) by the Milwaukee Bucks in the 2009 NBA Draft... Traded by Milwaukee to Philadelphia along with Francisco Elson in exchange for Primoz Brezec, Royal Ivey and a 2010 second round pick on 2/18/10.

**PRO CAREER:** Appeared in 60 games a rookie for Milwaukee and Philadelphia in 2009-10, averaging 4.7 points and 1.7 rebounds in 12.0 minutes per game while shooting 38.8% from the floor, 31.8% from 3-point range and 79.5% from the line... **SUMMER 2009:** In five games for Milwaukee at the NBA Summer League in Las Vegas, averaged a team-high 19.0 points while shooting 55.7% from the floor, 53.3% from 3-point range and 81.8% from the line... **SUMMER 2010:** Started all five games for Philadelphia in the Orlando Pro Summer League, averaging 14.6 points (37.5% FGs, 33.3% 3FGs, 82.1% FTs), 3.0 rebounds, 2.2 assists and 1.2 steals... Named All-Summer League Second Team.

**COLLEGE CAREER:** Was an early entry candidate for the 2009 NBA Draft following his junior season at Kentucky... Hold's UK's all-time single-season record for 3-pointers made (117)... As a junior, became the first player in league history to earn four SEC Player of the Week honors in a season... Led the SEC in scoring as a junior (23.7 ppg) and ranked sixth nationally... Recorded the nation's top three scoring efforts in regulation (54, 46 and 45 points) in 2008-09... His 54 points at Tennessee set a UK single-game record... Hit 10 3-pointers in that game.

**OFF THE COURT:** Led Norcross High School in Georgia to its first state championship... Son of Orestes and Margaret Meeks... Enjoys playing video games, spending time with friends, watching movies and shopping.

### 2009-10 SEASON NOTES/ CAREER HIGHLIGHTS

- ★ In 60 games for Milwaukee and Philadelphia, averaged 4.7 points and 1.7 rebounds in 12.0 minutes per game while shooting 38.8% from the floor, 31.8% from 3-point range and 79.5% from the line... in 19 games for the Sixers, averaged 5.9 ppg in 12.3 mpg while shooting 44.0% FGs and 38.0% 3FGs.
- ★ In the month of April (six games played), averaged 13.5 points (56.5% FGs, 50.0% 3FGs), 3.0 rebounds and 1.8 assists in 23.0 minutes per game.
- ★ At the 2009 NBA Summer League in Las Vegas, averaged a team-high 19.0 points for Milwaukee while shooting 55.7% from the floor, 53.3% from 3-point range and 81.8% from the line.
- ★ As a junior at Kentucky, led the SEC in scoring (23.7 ppg) and ranked sixth nationally... recorded the nation's top three scoring efforts in regulation games (54, 46 and 45 points).

### NBA REGULAR SEASON STATISTICS

SEA	TM	G	GS	MIN	FG	FGA	PCT	3P	3PA	PCT	FT	FIA	PCT	OFF	DEF	TOT	A	PF	D	ST	TO	BS	PTS	AVG
09-10	2TM	60	0	719	104	268	.388	42	132	.318	31	39	.795	9	90	99	39	52	0	18	25	5	281	4.7



# ANDRES NOCIONI

Position ..... Forward  
 Height ..... 6-7  
 Weight ..... 225  
 Years Pro ..... 6  
 From ..... Santa Fe, Argentina  
 Born ..... 11/30/79

## CAREER HIGHS

PTS	31	at NOK 12/1/06
FG	12	at NOK 12/1/06
FGA	23	2x, last vs. Cha 1/25/08
3FG	6	at LAL 11/19/06
3FGA	9	5x, last vs. Atl 11/11/06
FT	15	vs. Dal 12/3/07
FTA	16	vs. Dal 12/3/07
OR	5	2x, last at LAC 4/10/09
DR	16	vs. NJ 4/11/06
TOT	17	vs. NJ 4/11/06
AST	5	6x, last at Det 12/7/07
STL	4	at SA 11/17/06
TO	6	at Orl 4/17/06
BLK	5	2x, last vs. NY 12/14/07
MIN	44:58	at Phi 4/5/06



**TRANSACTIONS:** Signed as a free agent with Chicago on 8/11/04... Traded by Chicago along with Drew Gooden and Cedric Simmons in a three-team deal that sent Brad Miller and John Salmons from Sacramento to the Bulls, Ike Diogu from Portland to the Kings and Michael Ruffin from Chicago to Portland (2/18/09)... Traded to Philadelphia along with Spencer Hawes in exchange for Samuel Dalembert on 6/17/10.

**PRO CAREER:** Six NBA seasons... In 449 games with 185 starts, averaging 11.3 points, 4.7 rebounds and 1.3 assists in 24.6 minutes per game while shooting 43.3% from the floor, 37.5% from 3-point range and 80.2% from the line.

**INTERNATIONAL:** Member of the Argentinean Men's Senior National Team since 1999... Helped Argentina capture a bronze medal at the 2008 Olympic Games in Beijing, China... Won a gold medal at the 2004 Summer Olympics in Athens, Greece... Had 13 points and 5 rebounds vs. the United States in the semi-final game... Won a silver medal in the World Champions hosted in Indianapolis in 2002 and a gold medal in the 2001 Tournament of the Americas played in Neuquen, Argentina... Played for Tau Ceramica in Spain in 2002-03 and 2003-04... Earned Second-Team All-Euroleague accolades in both seasons.

**PLAYOFFS:** In 22 games with 12 starts, averaging 13.6 points, 6.2 rebounds and 1.4 assists in 28.5 minutes per game while shooting 44.3% from the floor, 37.7% from 3-point range and 78.9% from the line... **2007:** Appeared in all 10 games during Chicago's run to the Conference Semifinals, averaging 8.8 points and 3.5 rebounds in 19.7 minutes per game while shooting 36.0% from the floor, 33.3% from 3-point range and 72.2% from the line... **2006:** Started all six games of Chicago's First Round series vs. Miami, averaging 22.3 points, 8.8 rebounds and 1.5 assists in 38.3 minutes per game while shooting 56.0% from the floor, 47.6% from 3-point range and 85.7% from the line... Recorded a playoff career-high 30 points on 13-of-15 shooting in Game 2 at Miami (4/24/06)... **2005:** Started all six games of Chicago's First Round series vs. Washington, averaging 12.8 points, 8.2 rebounds, 2.3 assists and 1.00 blocks in 33.3 minutes per game while shooting 40.3% from the floor, 35.3% from 3-point range and 73.9% from the line... Scored 25 points while grabbing a playoff career-high 18 rebounds in his playoff debut (4/24/05).

**2008-09:** Fifth NBA season (Chicago, Sacramento)... In 76 games with 18 starts, averaged 11.4 points, 4.8 rebounds and 1.3 assists in 26.2 minutes per game while shooting 42.7% from the floor, a career-high 39.9% from 3-point range and 79.2% from the line... In 53 games with two starts for Chicago, averaged 10.4 points, 4.2 rebounds and 1.1 assists... In 23 games with 16 starts for Sacramento, averaged 13.7 points, 6.0 rebounds and 1.8 assists... Shot 44.1% from 3-point range for the Kings... Missed three games with right quadriceps tendinitis (3/18-3/22/10)... Scored 20+ points six times and recorded three double-doubles.

**2007-08:** Fourth NBA season (Chicago)... Appeared in all 82 games with 27 starts, averaging 13.2 points, 4.2 rebounds and 1.2 assists in 24.6 minutes per game while shooting 43.2% from the floor, 36.4% from 3-point range and 80.7% from the line...

## 2009-10 SEASON NOTES/ CAREER HIGHLIGHTS

- ★ In 76 games with 28 starts, averaged 8.5 points, 3.0 rebounds and 1.0 assists in 19.7 minutes per game while shooting 39.9% from the floor, 38.6% from 3-point range and 71.7% from the line.
- ★ As a starter, averaged 10.6 points, 3.8 rebounds and 1.6 assists in 25.8 minutes per game.
- ★ Missed one game with a right hip pointer (11/17/09) and two because of a league suspension (3/2-3/3/10).
- ★ Scored 20+ points four times... hit 2+ 3-pointers 27 times, including 12 games with at least three.
- ★ Over the past three seasons, has averaged 115 3-pointers made.
- ★ Helped Argentina win a gold medal at the 2004 Summer Olympics, including an upset over the United States in the semifinal game.

Scored a season-high 30 points (15-16 FTs) at Dallas (12/3/07)... Scored 20+ points 18 times.

**2006-07:** Third NBA season (Chicago)... In 53 games with 31 starts, averaged a career-high 14.1 points, 5.7 rebounds and 1.1 assists in 26.5 minutes per game while shooting a career-best 46.7% from the floor, 38.3% from 3-point range and a career-high 84.8% from the line... Missed 28 games with right foot plantar fasciitis (2/5-2/20/07; 2/23-4/6/07)... Scored a career-high 31 points and a season-high 13 rebounds at the Hornets on 12/1/06.

**2005-06:** Second NBA season (Chicago)... Appeared in all 82 games with 43 starts, averaging 13.0 points, a career-high 6.1 rebounds and 1.4 assists in 27.3 minutes per game while shooting 46.1% from the floor, 39.1% from 3-point range and 84.3% from the line... Selected to the Sophomore Team in the T-Mobile Rookie Challenge as part of All-Star Weekend... Recorded eight straight double-doubles from 3/2-4/12/06.

**2004-05:** Rookie NBA season (Chicago)... In 81 games with 38 starts, averaged 8.4 points, 4.8 rebounds and a career-high 1.5 assists in 23.4 minutes per game while shooting 40.1% from the floor, 25.8% from 3-point range and 76.6% from the line... Posted a double-double in his NBA debut with 17 points and 14 rebounds vs. New Jersey (11/5/04).

**OFF THE COURT:** Full name is Andres Marcelo Nocioni... Nickname is "Chapu"... He and his wife, Paula, have two sons, Laureano and Benicio... Enjoys listening in Latin Rock music and fishing... Has dual nationality from Argentina and Italy.

## NBA REGULAR SEASON STATISTICS

SEA	TM	G	GS	MIN	FG	FGA	PCT	3P	3PA	PCT	FT	FTA	PCT	OFF	DEF	TOT	A	PF	D	ST	TO	BS	PTS	AVG
04-05	CHI	81	38	1893	241	601	.401	25	97	.258	170	222	.766	69	317	386	122	208	3	37	135	34	677	8.4
05-06	CHI	82	42	2239	383	831	.461	93	238	.391	204	242	.843	89	411	500	117	252	3	40	120	52	1063	13.0
06-07	CHI	53	31	1405	273	584	.467	80	209	.383	123	145	.848	42	259	301	57	164	3	27	104	24	749	14.1
07-08	CHI	82	27	2020	379	877	.432	126	346	.364	196	243	.807	48	294	342	95	245	3	25	133	43	1080	13.2
08-09	2TM	76	18	1991	299	701	.427	124	311	.399	145	183	.792	54	307	361	102	261	5	39	113	33	867	11.4
09-10	SAC	75	28	1477	234	587	.399	96	249	.386	71	99	.717	32	190	222	75	160	1	32	67	26	635	8.5
<b>TOTALS</b>		<b>449</b>	<b>185</b>	<b>11028</b>	<b>1809</b>	<b>4181</b>	<b>.433</b>	<b>544</b>	<b>1450</b>	<b>.375</b>	<b>909</b>	<b>1134</b>	<b>.802</b>	<b>334</b>	<b>1778</b>	<b>2112</b>	<b>568</b>	<b>1290</b>	<b>18</b>	<b>200</b>	<b>672</b>	<b>212</b>	<b>5071</b>	<b>11.3</b>

## NBA PLAYOFF STATISTICS

SEA	TM	G	GS	MIN	FG	FCA	PCT	3P	3PA	PCT	FT	FTA	PCT	OFF	DEF	TOT	A	PF	D	ST	TO	BS	PTS	AVG
2005	CHI	6	6	200	27	67	.403	6	17	.353	17	23	.739	8	41	49	14	20	0	1	11	6	77	12.8
2006	CHI	6	6	229	47	84	.560	10	21	.476	30	35	.857	5	48	53	9	21	0	5	14	2	134	22.3
2007	CHI	10	0	196	31	86	.360	13	39	.333	13	18	.722	3	32	35	8	25	0	2	13	5	88	8.8
<b>TOTALS</b>		<b>22</b>	<b>12</b>	<b>628</b>	<b>105</b>	<b>237</b>	<b>.443</b>	<b>29</b>	<b>77</b>	<b>.377</b>	<b>60</b>	<b>76</b>	<b>.789</b>	<b>16</b>	<b>121</b>	<b>137</b>	<b>31</b>	<b>66</b>	<b>0</b>	<b>8</b>	<b>38</b>	<b>13</b>	<b>299</b>	<b>13.6</b>





# #25 DARIUS SONGAILA

Position ..... Forward  
 Height ..... 6-9  
 Weight ..... 248  
 Years Pro ..... 7  
 From ..... Wake Forest  
 Born ..... 2/14/78

## CAREER HIGHS

PTS	23	at Dal 2/24/05
FG	10	at Dal 2/24/05
FGA	16	vs. Sea 2/1/05
3FG	1	3x, last at NOH 1/20/10
3FGA	2	vs. Dal 12/5/05
FT	9	at GS 3/17/10
FTA	9	at GS 3/17/10
OR	8	at Mem 1/23/04
DR	10	at Chi 2/20/04
TOT	13	vs. NY 2/24/04
AST	6	4x, last vs. Mia 4/4/08
STL	5	at LAC 3/18/09
TO	6	at Dal 2/24/05
BLK	3	vs. Mia 2/28/07
MIN	45	at Dal 2/24/05

## PLAYOFF HIGHS

PTS	16	vs. Cle 4/30/07
FG	8	vs. Cle 4/30/07
FGA	13	2x, last vs. Cle 4/30/07
3FG	--	
3FGA	1	2x, last at Cle 4/25/07
FT	6	at Cle 4/21/08
FTA	6	at Cle 4/21/08
OR	3	2x, last at Sea 4/23/05
DR	6	at Cle 4/25/07
TOT	8	at Cle 4/25/07
AST	2	2x, last at Cle 4/21/08
STL	3	vs. Cle 4/28/07
TO	2	2x, last vs. Cle 4/24/08
BLK	1	2x, last at Sea 5/3/05
MIN	30	at Cle 4/25/07



**TRANSACTIONS:** Selected in the second round (50th overall pick) in 2002 NBA Draft by Boston... Draft rights traded by Boston to Sacramento for two future second round picks (6/23/03)... Signed as a free agent with Chicago (9/23/05)... Signed as an unrestricted free agent with Washington (7/19/06)... Traded by Washington, along with Etan Thomas, Oleksiy Pecherov and the No. 5 pick in the 2009 NBA Draft, to Minnesota in exchange for Foye and Mike Miller (6/24/09)... Traded by Minnesota, along with Bobby Brown, to New Orleans in exchange for Antonio Daniels and a second round pick (9/9/09)... Traded by New Orleans, along with Craig Brackins, to Philadelphia in exchange for Willie Green and Jason Smith (9/23/10).

**PRO CAREER:** Seven NBA seasons... In 485 games played with 79 starts, averaging 7.0 points, 3.5 rebounds and 1.2 assists in 18.8 minutes per game while shooting 49.9% from the floor and 84.6% from the line... Has 12 career double-doubles...

**INTERNATIONAL:** Spent the 2002-03 season playing for CSKA Moscow of the Russian A Superleague which advanced to the 2003 Euroleague Final Four... Member of the Lithuanian National Team since 1998 and has played in the past three Olympic Games (2000, 2004 and 2008)... Won a bronze medal in 2000.

**PLAYOFFS:** In 21 games off the bench, has averaged 5.6 points and 2.5 rebounds in 13.6 minutes per game while shooting 48.4% from the floor and 89.7% from the line... 2004: Appeared in seven games for Sacramento during its run to the Western Conference Semifinals, averaging 3.7 points and 1.9 rebounds in 12.1 minutes per game while shooting 62.5% from the floor and 6-of-6 from the line... 2005: Appeared in all five games of Sacramento's First Round series vs. Seattle, averaging 4.0 points and 2.8 rebounds in 15.0 minutes per game... 2007: Appeared in all four games of Washington's First Round series vs. Cleveland, averaging 10.8 points and 3.2 rebounds in 22.5 minutes per game while shooting 48.8% from the floor and 3-of-3 from the line... 2008: Appeared in five of Washington's six First Round games vs. Cleveland, averaging 5.8 points and 2.6 rebounds in 15.4 minutes per game while shooting 42.1% from the floor and 86.7% from the line... Was suspended for the decisive Game 6.

**2008-09:** Sixth NBA season (Washington)... In 77 games with 29 starts, averaged 7.4 points, 2.9 rebounds and 1.2 assists in 19.8 minutes per game while shooting a career-high 53.2% from the floor and 88.9% from the line.

**2007-08:** Fifth NBA Season (Washington)... In 80 games with 13 starts, averaged 6.2 points, 3.4 rebounds and a career-high 1.7 assists in 19.4 minutes per game while shooting 45.8% from the floor and a career-high 91.8% from the line.

**2006-07:** Fourth NBA Season (Washington)... In 37 games with one start, averaged 7.6 points, 3.6 rebounds and 1.0 assists in 18.9 minutes per game while shooting 52.4% from the floor and 85.2% from the line... Missed the first 45 games of the season due to a herniated disk (11/1/06-1/31/07).

**2005-06:** Third NBA Season (Chicago)... In 62 games with seven starts, averaged a career-high 9.2 points, 4.0 rebounds and 1.4 assists in 21.4 minutes per game while shooting 48.1% from the floor and 81.7% from the line... Was inactive for 20 games with a right foot fracture (3/11-4/19/06).

**2004-05:** Second NBA Season (Sacramento)... Appeared in all but one game with 21 starts, averaging 7.5 points, a career-high 4.2 rebounds and 1.4 assists in 20.6 minutes per game while shooting 52.7% from the floor and 84.7% from the line... As a starter, averaged 10.5 ppg, 6.0 rpg, 2.2 apg and 1.20 spg in 29.7 mpg... Missed one game because of a strained tendon in his left foot (3/1/05).

## 2009-10 SEASON NOTES/ CAREER HIGHLIGHTS

- ★ In 75 games played with one start for New Orleans, averaged 7.2 points and 3.1 rebounds in 18.8 minutes per game while shooting 49.4% from the floor and 81.1% from the line.
- ★ In only game as a starter, scored a season-high 20 points at Denver on 1/23/10.
- ★ Scored 12 points, all coming in the fourth quarter while shooting 6-of-6 from the floor at Dallas on 12/14/09... played 10 games without missing a single shot from the floor.
- ★ Missed seven games with a sprained right ankle (2/19-3/1/10).
- ★ For his career, shooting 49.9% from the floor and 84.6% from the line.
- ★ Has been a member of the Lithuanian National Team since 1998 and has played the past three Olympic Games (2000, 2004 and 2008).

**2003-04:** Rookie NBA Season (Sacramento)... In 73 games with seven starts, averaging 4.6 points and 3.1 rebounds in 13.4 minutes per game while shooting 48.7% from the floor and 80.7% from the line... As a starter, averaged 11.9 ppg, 7.3 rpg, 1.6 apg and 1.00 spg in 29.0 mpg.

**COLLEGE CAREER:** Appeared in 130 games in four seasons at Wake Forest, averaging 14.3 points, 5.1 rebounds, 1.8 assists and 1.05 steals while shooting 51.1% from the floor and 83.1% from the line... As a senior, led the Demon Deacons in scoring (17.9 ppg) and rebounding (8.1 rpg) and was named Honorable Mention All-America by the Associated Press.

**OFF THE COURT:** Last name is pronounced "sun-GUY-la"... Son of Ignas and Eugenija Songaila... First member of his family to come to the United States... Attended High School in New Hampshire... He and wife Jacquelyn have a daughter, Meile... Majored in communications in college... Greatest sports memory is winning the bronze medal at the 2000 Olympic Games... Fluent in four languages, including English, Lithuanian, Polish and Russian... Hobbies including hunting and fishing.



### NBA REGULAR SEASON STATISTICS

SEA	TM	G	GS	MIN	FG	FGA	PCT	3P	3PA	PCT	FT	FTA	PCT	OFF	DEF	TOT	A	PF	D	ST	TO	BS	PTS	AVG
03-04	SAC	74	7	976	133	273	.487	0	0	---	71	88	.807	91	134	225	48	126	1	42	43	12	337	4.6
04-05	SAC	81	21	1665	257	488	.527	0	3	.000	94	111	.847	125	219	344	114	206	2	51	70	18	206	7.5
05-06	CHI	62	7	1328	236	491	.481	2	5	.400	94	115	.817	76	170	246	88	157	2	35	85	16	568	9.2
06-07	WAS	37	1	699	118	225	.524	0	2	.000	46	54	.852	44	90	134	328	105	3	17	43	10	282	7.6
07-08	WAS	80	13	1554	214	467	.458	0	2	.000	67	73	.918	81	190	271	135	181	1	53	86	16	495	6.2
08-09	WAS	77	29	1521	243	457	.532	0	1	.000	80	90	.889	75	152	227	94	200	0	64	74	20	566	7.4
09-10	NOH	75	1	1409	241	488	.494	1	6	.167	60	74	.811	59	173	232	70	206	1	62	81	14	543	7.2
<b>TOTALS</b>		<b>485</b>	<b>79</b>	<b>9156</b>	<b>1442</b>	<b>2889</b>	<b>.499</b>	<b>3</b>	<b>19</b>	<b>.158</b>	<b>512</b>	<b>605</b>	<b>.846</b>	<b>551</b>	<b>1128</b>	<b>1679</b>	<b>587</b>	<b>1181</b>	<b>10</b>	<b>324</b>	<b>842</b>	<b>106</b>	<b>3399</b>	<b>7.0</b>

### NBA PLAYOFF STATISTICS

SEA	TM	G	GS	MIN	FG	FGA	PCT	3P	3PA	PCT	FT	FTA	PCT	OFF	DEF	TOT	A	PF	D	ST	TO	BS	PTS	AVG
2004	SAC	7	0	85	10	16	.625	0	0	---	6	6	1.000	6	7	13	2	14	1	1	5	1	26	3.7
2005	SAC	5	0	75	8	19	.421	0	0	---	4	5	.800	6	8	14	3	14	0	2	2	1	20	4.0
2007	WAS	4	0	89	20	41	.488	0	2	.000	3	3	1.000	5	8	13	4	17	1	3	4	0	43	10.8
2008	WAS	5	0	77	8	19	.421	0	0	---	13	15	.867	4	9	13	4	18	0	1	6	0	29	5.8
<b>TOTALS</b>		<b>21</b>	<b>0</b>	<b>285</b>	<b>46</b>	<b>95</b>	<b>.484</b>	<b>0</b>	<b>2</b>	<b>.000</b>	<b>26</b>	<b>29</b>	<b>.897</b>	<b>21</b>	<b>32</b>	<b>53</b>	<b>13</b>	<b>63</b>	<b>2</b>	<b>6</b>	<b>17</b>	<b>2</b>	<b>118</b>	<b>5.6</b>



# #16 MARREESE SPEIGHTS

Position . . . . .Forward/Center  
 Height . . . . .6-10  
 Weight . . . . .245  
 Years Pro . . . . .2  
 From . . . . .Florida  
 Born . . . . .3/4/87

### CAREER HIGHS

PTS	28	vs. LAC 12/19/09
FG	11	2x, last vs. LAC 12/19/09
FCA	20	vs. LAC 12/19/09
3FG	1	2x, last vs. DEN 2/18/09
3FCA	1	13x, last at LAL 2/26/10
FT	8	vs. OKC 3/30/10
FTA	10	vs. OKC 3/30/10
OR	7	vs. LAC 12/19/09
DR	7	4x, last vs. CHI 3/20/10
TOT	11	vs. CHI 3/20/10
AST	3	at MIL 1/27/10
STL	3	vs. DAL 1/22/10
TO	4	2x, last vs. UTA 11/13/09
BLK	4	2x, last vs. HOU 1/6/09
MIN	35:07	vs. LAC 12/19/09

### PLAYOFF HIGHS

PTS	5	at ORL 4/22/09
FG	2	at ORL 4/22/09
FCA	3	vs. ORL 4/30/09
3FG	--	
3FCA	--	
FT	2	vs. ORL 4/30/09
FTA	2	2x, last vs. ORL 4/30/09
OR	2	vs. ORL 4/30/09
DR	2	at ORL 4/19/09
REBS	2	3x, last vs. ORL 4/30/09
AST	--	
STL	--	
TO	--	
BLK	--	
MIN	13:49	vs. ORL 4/30/09



## 2009-10 SEASON NOTES/ CAREER HIGHLIGHTS

- ★ In 62 games with one start, averaged 8.6 points and 4.1 rebounds in 16.4 minutes per game while shooting 47.7% from the floor and 74.5% from the line.
- ★ Scored 20+ points in three of the final six games and seven times overall after doing so once as a rookie in 2008-09.
- ★ Scored a career-high 28 points vs. the L.A. Clippers on 12/19/09.
- ★ Missed 14 games from 11/18-12/14/09 after suffering a sprained MCL at Chicago on 11/14/09... also missed six games with a right knee sprain from 3/9-3/17/10.
- ★ Was ranked top-five in the league in field goal percentage (60.5% FGs) at the time of his injury on 11/14/09.
- ★ Recorded three double-doubles in 2009-10 after having just one as a rookie in 2008-09.
- ★ Shot 63.3% from the floor for his career at Florida and would have ranked second all-time in school history in that category (63.3% FGs) but fell just short of the minimum qualifications... set a freshman school record by shooting 67.1% from the floor.
- ★ Was a member of Florida's National Championship team in 2007...five of his teammates that season (Corey Brewer, Taurean Green, Al Horford, Joakim Noah and Chris Richard) were chosen in the 2007 NBA Draft.

**TRANSACTIONS:** Selected by Philadelphia with the 16th overall pick in the 2008 NBA Draft.

**PRO CAREER:** In 141 games with three starts, averaging 8.1 points and 3.9 rebounds in 16.2 minutes per game while shooting 49.0% from the floor, 15.4% from 3-point range and 75.8% from the line... **SUMMER 2009:** Started all five games for the Sixers/Nets in the 2009 Orlando Summer Pro League, averaging a team-high 14.2 points (39.4% FGs, 88.2% FTs), a team-high tying 6.6 rebounds and a team-high 2.20 blocks... **SUMMER 2010:** Appeared in three games for the Sixers in the Orlando Pro Summer league, averaging 12.7 points, a team-high 9.0 rebounds and 1.33 steals in 29.3 minutes per game while shooting 35.7% from floor and 88.9% from the line.

**PLAYOFFS:** Appeared in three of the Sixers First Round series vs. Orlando in the 2009 playoffs... Averaged 3.0 points and 2.0 rebounds in 9.7 minutes per game... Shot 42.9% from the floor and 3-of-4 from the line.

**2008-09:** In 79 games with two starts, averaged 7.7 points, 3.7 rebounds and 0.71 blocks in 16.0 minutes per game while shooting 50.2% from the floor, 25.0% from 3-point range and 77.3% from the line... Would have ranked third among rookies in FG% had he qualified... Played 15+ minutes 48 times; in those games, averaged 10.1 ppg and 5.0 rpg in 20.7 mpg... Scored 16 of his career-high 24 points in the second quarter vs. Phoenix on 2/9/09... Recorded his first career double-double with 11 points and 10 rebounds vs. Denver on 2/18/09... **SUMMER 2008:** Started all five games for the Sixers in the 2008 NBA Summer League in Las Vegas, averaging 18.2 points (48.6% FGs, 65.7% FTs) and team-highs of 10.2 rebounds and 2.20 blocks... Was one of just three players to average a double-double.

**COLLEGE CAREER:** Played two seasons at Florida and was a member of the Gators 2007 NCAA Championship team...In 36 games last season, averaged 14.5 points, 8.1 rebounds and 1.36 blocks in 24.3 minutes per game...He posted the ninth-highest field goal percentage (62.4% FGs) in the nation and would have ranked second all-time in school history in that category (63.3% FGs) but fell just short of the minimum qualification of 500 career shot attempts...Scored 20+ points nine times and recorded 10+ rebounds 11 times, including 10 double-doubles...Blocked two or more shots 16 times, including seven games with at least 3 blocks...Over the final nine games of the season, averaged 17.0 points and 8.9 rebounds in 27.7 minutes per game...Set a freshman school record by shooting 67.1% from the floor... Scored a season-high 16 points in just 10 minutes of play against Jackson State in the first round of the 2007 NCAA Tournament...Played six minutes in the National Championship game vs. Ohio State, scoring 2 points while grabbing 2 boards...Five of his teammates that season (Corey Brewer, Taurean Green, Al Horford, Joakim Noah and Chris Richard) were chosen in the 2007 NBA Draft.

**OFF THE COURT:** Attended Gibbs High School and Admiral Farragut Academy in St. Petersburg, Florida before spending his senior year at Hargrave Military Academy...As a senior, averaged 17.9 points, 10.3 rebounds and 2.3 assists.

## NBA REGULAR SEASON STATISTICS

SEA	TM	G	GS	MIN	FG	FGA	PCT	3P	3PA	PCT	FT	FIA	PCT	OFF	DEF	TOT	A	PF	D	ST	TO	BS	PTS	AVG
08-09	PHI	79	2	1263	252	502	.502	2	8	.250	102	132	.773	123	170	293	30	181	0	27	46	56	608	7.7
09-10	PHI	62	1	1016	212	444	.477	0	5	.000	108	145	.745	85	167	252	36	152	2	29	51	34	532	8.6
<b>TOTALS</b>		<b>141</b>	<b>3</b>	<b>2278</b>	<b>464</b>	<b>946</b>	<b>.490</b>	<b>2</b>	<b>13</b>	<b>.154</b>	<b>210</b>	<b>277</b>	<b>.758</b>	<b>208</b>	<b>337</b>	<b>545</b>	<b>66</b>	<b>333</b>	<b>2</b>	<b>56</b>	<b>97</b>	<b>90</b>	<b>1140</b>	<b>8.1</b>

## NBA PLAYOFF STATISTICS

SEA	TM	G	GS	MIN	FG	FGA	PCT	3P	3PA	PCT	FT	FIA	PCT	OFF	DEF	TOT	A	PF	D	ST	TO	BS	PTS	AVG
2009	PHI	3	0	29	3	7	.429	0	0	---	3	4	.750	3	3	6	0	5	0	0	0	0	9	3.0



# #12 EVAN TURNER

Position . . . . .Guard/Forward  
Height . . . . .6-7  
Weight . . . . .205  
Years Pro . . . . .Rookie  
From . . . . .Ohio State  
Born . . . . .10/27/88

## 2009-10 SEASON NOTES/ CAREER HIGHLIGHTS

- ★ As a junior at Ohio State, led the Big Ten in scoring (20.4 ppg) and rebounding (9.2 rpg) while ranking second in assists (6.0 apg) and steals (1.7 spg).
- ★ According to STATS, he became the first Division I player to average at least 20 points, 9 rebounds and 6 assists in a single season since Oscar Robertson did so in back-to-back seasons in 1958-59 and 1959-60.
- ★ Swept the national player of the year honors from this past season, picking up the Naismith Trophy, the John R. Wooden Award along with the USBWA, Associated Press and NABC player of the year awards... was also Big Ten Player of the Year and Big Ten Tournament Most Outstanding Player.
- ★ Suffered a transverse process fracture on the second and third lumbar vertebra against Eastern Michigan on 12/5/09 but missed just six games after initially being diagnosed with a recovery time of eight weeks... in his first game back, scored a career-high tying 32 points at Purdue.
- ★ Opened the season with a triple-double against Alcorn State and posted another one four games later vs. Lipscomb, becoming the 34th player in NCAA Division I history to record multiple triple-doubles in a single season.
- ★ Played all 40 minutes 12 times last season and averaged 35.8 mpg (36.4 as a sophomore)... over Ohio State's final 12 games, averaged 40.1 mpg.
- ★ Native of Chicago... attended the same high school, St. Joseph's, as Hall of Famer Isiah Thomas... St. Joseph's was also featured in the documentary film Hoop Dreams.

## NCAA STATISTICS

### OHIO STATE

SEA	TM	G	GS	MIN	FG	FCA	PCT	3P	3PA	PCT	FT	FTA	PCT	OFF	DEF	TOT	A	PF	D	ST	TO	BS	PTS	PPG
07-08	OHST	37	30	1004	109	232	.470	23	69	.333	72	103	.699	33	131	164	98	90	1	47	99	19	313	8.5
08-09	OHST	33	33	1202	193	384	.503	11	25	.440	175	222	.788	56	178	234	131	97	2	58	117	27	572	17.3
09-10	OHST	31	31	1109	237	457	.519	20	55	.364	138	182	.758	62	222	284	185	86	3	54	136	28	632	20.4
Totals		101	94	3315	539	1073	.502	54	149	.362	385	507	.759	151	531	682	414	273	6	159	352	74	1517	15.0

**TRANSACTIONS:** Selected by Philadelphia with the second overall pick in the 2010 NBA Draft.

**PRO CAREER:** Started all five games for the Sixers in the 2010 Orlando Summer Pro League, averaging 9.4 points, 5.6 rebounds, 2.8 assists and 1.60 steals in 27.4 minutes per game while shooting 33.3% from the floor, 25.0% from 3-point range and 19-of-19 from the line.

**COLLEGE CAREER:** Was an early entry candidate for the 2010 NBA Draft following his junior season at Ohio State... Swept the national player of the year honors in 2009-10, picking up the Naismith Trophy, the John R. Wooden Award along with the USBWA, Associated Press and NABC player of the year awards... Also Big Ten Player of the Year and Big Ten Tournament Most Outstanding Player... As a junior, led the Big Ten in scoring (20.4 ppg) and rebounding (9.2 rpg) while ranking second in assists (6.0 apg) and steals (1.7 spg)... According to STATS, became the first Division I player to average at least 20 points, 9 rebounds and 6 assists in a single season since Oscar Robertson did so in back-to-back seasons in 1958-59 and 1959-60... Opened the season with a triple-double against Alcorn State and posted another one four games later vs. Lipscomb, becoming the 34th player in NCAA Division I history to record multiple triple-doubles in the same season... Suffered a transverse process fracture on the second and third lumbar vertebra against Eastern Michigan on 12/5/09 but missed just six games after initially being diagnosed with a recovery time of eight weeks... In his first game back, scored a career-high tying 32 points at Purdue... Shot 51.9% from the floor as a junior and 50.2% for his career.

**OFF THE COURT:** Son of Iris and James Turner... Hobbies include reading, listening to music and playing golf... Represented the U.S. at the 2009 World University Games... Attended the same high school, St. Joseph's, as Hall of Famer Isiah Thomas... St. Joseph's was also featured in the documentary film Hoop Dreams.



# #23 LOU WILLIAMS

Position ..... Guard  
Height ..... 6-1  
Weight ..... 175  
Years Pro ..... 5  
From .... South Gwinnett HS  
Born ..... 10/27/86

## CAREER HIGHS

PTS	31	vs. MEM	11/20/09
FG	12	vs. MEM	11/20/09
FCA	21	vs. DAL	1/19/09
3FG	5	2x, last at GS	2/23/10
3FGA	9	vs. DAL	1/19/09
FT	13	at TOR	4/12/09
FTA	14	2x, last at TOR	4/12/09
OR	3	5x, last at LAL	2/26/10
DR	10	2x, last at GS	2/23/10
TOT	10	2x, last at GS	2/23/10
AST	9	2x, last at ORL	4/14/10
STL	6	vs. MEM	11/20/09
TO	5	6x, last vs. CHA	3/10/10
BLK	2	8x, last vs. DET	4/6/10
MIN	43:42	at PHO	2/24/10

## PLAYOFF HIGHS

PTS	18	at ORL	4/19/09
FG	7	at ORL	4/19/09
FCA	12	3x, last vs. ORL	4/30/09
3FG	3	at ORL	4/19/09
3FGA	4	vs. DET	5/1/08
FT	9	at DET	4/23/08
FTA	10	at DET	4/23/08
OR	1	5x, last vs. ORL	4/26/09
DR	3	3x, last at ORL	4/28/09
TOT	4	at DET	4/20/08
AST	5	at ORL	4/28/09
STL	2	2x, last vs. DET	5/1/08
TO	4	vs. ORL	4/30/09
BLK	--		
MIN	29:49	at ORL	4/19/09



## 2009-10 SEASON NOTES/ CAREER HIGHLIGHTS

- ★ In 64 games with 38 starts, averaged career-highs of 14.0 points, 4.2 assists, 2.9 rebounds and 1.25 steals in 29.9 minutes per game while shooting 47.0% from the floor, 34.0% from 3-point range and 82.4% from the line.
- ★ In 64 games with 38 starts, averaged career-highs of 14.0 points, 4.2 assists, 2.9 rebounds and 1.25 steals in 29.9 minutes per game while shooting 47.0% from the floor, 34.0% from 3-point range and 82.4% from the line.
- ★ Made his first career start in the season opener at Orlando on 10/28/09 after turning 23 years old the previous day.
- ★ Shot a career-high 47.0% from the floor after shooting 39.8% in 2008-09 and 41.5% for his career entering 2009-10; also shot a career-best 82.4% from the line.
- ★ Ranked 25th in the league in assist-to-turnovers (2.53) after having a 1.60 ratio in 2008-09.
- ★ Hit 70 3-pointers in 64 games played while shooting 34.0% from behind-the-arc... had 63 3FGM in 81 GP in 2008-09 while shooting 28.6% from 3-point range.
- ★ Recorded the first two double-doubles of his career (10/31/09 at NY; 2/23/10 at CS); both were point-rebound.
- ★ Missed 12 games (11/25-12/18/09; Sixers 2-10 mark) after having his jaw wired shut as a result of an injury suffered at Washington on 11/24/09... also missed six games (3/15/10 and 3/22-3/31/10) with low back pain.
- ★ Winner of the 2005 Naismith Award, signifying the nation's top high school player and was named Mr. Basketball in Georgia as a junior (2003-04) and a senior (2004-05).
- ★ Became the first high school player selected by the Sixers in the draft since Darryl Dawkins (1975, 1st round, 5th pick overall).

**TRANSACTIONS:** Selected by the Philadelphia 76ers in the second round (45th pick overall) of the 2005 NBA Draft... Resigned as a restricted free agent with Philadelphia on 8/4/08.

**PRO CAREER:** Five NBA seasons... In 316 games with 38 starts, averaging 10.0 points, 2.8 assists, 1.9 rebounds and 0.86 steals in 20.7 minutes per game while shooting 42.9% from the floor, 32.3% from 3-point range and 78.5% from the line.

**PLAYOFFS:** In 12 games off the bench, averaging 10.8 points, 2.4 assists and 2.3 rebounds in 23.7 minutes per game... Shooting 40.5% from the floor, 32.0% from 3-point range and 71.1% from the foul line... **2008:** Played all six games for the Sixers in their First Round series vs. Detroit, averaging 12.0 points, 2.0 assists, 2.0 rebounds and 1.00 steals in 22.5 minutes per game... Shot 40.0% from the floor, 22.2% from 3-point range and 73.3% from the line... Scored 17 points in Game 2 (4/23/08)... **2009:** Played all six games for the Sixers in their First Round series vs. Orlando, averaging 9.7 points, 2.8 assists and 2.5 rebounds in 24.8 minutes per game... Shot 41.2% from the floor, 37.5% from 3-point range and 66.7% from the line... Scored 18 points on 7-of-11 shooting from the floor and 3-of-3 shooting from 3-point range in Game 1 at Orlando (4/19/09).

**2008-09:** Fourth NBA season (Philadelphia)... In 81 games off the bench, averaged 12.8 points, 3.0 assists, 2.0 rebounds and 1.05 steals in 23.7 minutes per game while shooting 39.8% from the floor, 28.6% from 3-point range and 79.0% from the line... Over his final 63 games played, averaged 14.0 ppg after

averaging 8.7 the first 18 games... Scored 20+ points 10 times... Was the Sixers leading scorer in fourth quarters (5.1 ppg) with 40.0% of his season point total coming in the fourth... Had the most free throw attempts of any reserve in the NBA and the third-highest point/rebound/assist total... Recorded one DNP-CD at Cleveland on 12/12/08.

**2007-08:** Third NBA season (Philadelphia)... In 80 games played, averaged 11.5 points, 3.2 assists, 2.0 rebounds and 1.01 steals in 23.3 minutes per game... Shot 42.4% from the floor, 35.9% from 3-point range and 78.3% from the line... Had the fifth-highest point/rebound/assist total of any reserve in the league; scored the fourth most points of any reserve, had the second-most assists, the most steals and the third-most free throw attempts... Scored 10+ points in the fourth quarter nine times; 42.3% of his season point total came in the fourth... Hit 2+ 3-pointers 13 times after not having more than one 3-pointer in a game his first two seasons.

**2006-07:** Second NBA season (Philadelphia)... In 61 games, averaged 4.3 points (44.1% FGs, 32.4% 3FGs, 69.6% FTs), 1.8 assists and 1.1 rebounds in 11.3 minutes per game... Was inactive for the first seven games of the season... Over his final 36 games played, had 89 assists to 31 turnovers (2.87 ratio)... Scored 10+ points eight times, seven of which came over the final 19 games... During that 19-game stretch, averaged 7.9 points (45.5% FGs, 83.3% FTs), 3.3 assists and 2.1 rebounds while committing just 17 turnovers in 18.6 minutes per game... Had a season-high tying 18 points with a career-high tying 8 assists at Boston (4/11/07)... Season-high tying 18 points vs. Indiana (4/10/07) ... Assigned to the Forth Worth Flyers of the D-League for three games from 11/28-12/8/06 and averaged 26.0 points (71.1% FGs, 62.5% 3FGs, 70.4% FTs), 8.0 assists, 4.7 rebounds... **SUMMER 2007:** Played in both the NBA Summer League in Las Vegas and the Rocky Mountain Revue... In nine games total, averaged 24.7 points (51.2% FGs, 34.5% 3FGs, 79.6% FTs), 4.8 assists, 4.1 rebounds and 1.78 steals... Led the Vegas league in scoring (25.2 ppg) for players who appeared in more than one game and finished second in MVP voting... Led the RMR in scoring (24.0 ppg) and was named to the All-Tournament Team.

**2005-06:** First NBA season (Philadelphia)... In 30 games averaged 1.9 points in 4.8 minutes per game... Shot 44.2% from the field and 61.5% from the line... Season-high 9 points vs. Phoenix (1/31/06)... Made his NBA debut at Detroit on 11/2/05 and made his first shot attempt... **SUMMER 2006:** Participated in the Sixers entry in the 2006 Rocky Mountain Revue and was named to the All-Tournament Team (22.0 ppg, 5.2 apg, 2.00 spg)

**HIGH SCHOOL CAREER:** Winner of the 2005 Naismith Award, signifying the nation's top high school player... Named to the 2005 McDonald's All-America Team... Named Mr. Basketball in Georgia as a junior (2003-04) and senior (2004-05)... Four-time All-State selection... South Gwinnett went 103-16 over his four seasons... Tallied 3,338 points, 768 rebounds, 650 assists and 355 steals during his career... In the 2005 Nike Hoop Summit against top international competition, scored 20 points as the USA Select Team defeated the World Select Team, 106-98... Scored 20 points in the 2005 Jordan Classic... Tallied 14 points and nine assists in the McDonald's High School All-American Game... Named to 2004 USA Men's Junior National Select Team (3/9/05)... Member of the 2004 USA Youth Development Festival South Team that earned the gold medal with a 5-0 record... As a senior (2004-05), averaged 27.5 points, 6.6 rebounds and 5.2 assists and led team to a 28-3 record and fourth place finish in the state.

**OFF THE COURT:** Son of Mitch and Janice Faulkner... Has one brother, Taurus Stinnett, and one sister, Shaun Haynes... Step-brother, Mitch, serves in the U.S. Air Force... Originally committed to University of Georgia, before deciding to enter the NBA Draft... Dunked for the first time as a 5'7" seventh grader... Hosted "Lou's Caps for Kids Drive," as part of the 76ers Drive for Kids program, which collected hats for area pediatric

oncology units... Had his No. 23 basketball jersey retired at South Gwinnett High School, his alma mater in February of 2006... Wears size 13 sneaker... Hosted his own radio show on 100.3 The Beat.

## NBA REGULAR SEASON STATISTICS

SEA	TM	G	GS	MIN	FG	FGA	PCT	3P	3PA	PCT	FT	FTA	PCT	OFF	DEF	TOT	A	PF	D	ST	TO	BS	PTS	AVG
05-06	PHI	30	0	145	23	52	.442	2	9	.222	8	13	.615	3	16	19	10	13	0	5	13	0	56	1.9
06-07	PHI	61	0	688	93	211	.441	12	37	.324	64	92	.696	17	53	70	110	42	0	22	46	1	262	4.3
07-08	PHI	80	0	1862	319	752	.424	55	153	.359	227	290	.783	41	126	167	253	130	0	81	125	13	920	11.5
08-09	PHI	81	0	1919	336	844	.398	63	220	.286	304	385	.790	36	129	165	242	128	0	85	151	14	1039	12.8
09-10	PHI	64	38	1912	318	677	.470	70	206	.340	192	233	.824	25	162	187	268	110	1	80	106	15	898	14.0
<b>TOTALS</b>		<b>316</b>	<b>38</b>	<b>6527</b>	<b>1089</b>	<b>2536</b>	<b>.429</b>	<b>202</b>	<b>625</b>	<b>.323</b>	<b>795</b>	<b>1013</b>	<b>.785</b>	<b>122</b>	<b>486</b>	<b>608</b>	<b>883</b>	<b>423</b>	<b>1</b>	<b>273</b>	<b>441</b>	<b>43</b>	<b>3175</b>	<b>10.0</b>

## NBA PLAYOFF STATISTICS

SEA	TM	G	GS	MIN	FG	FGA	PCT	3P	3PA	PCT	FT	FTA	PCT	OFF	DEF	TOT	A	PF	D	ST	TO	BS	PTS	AVG
2008	PHI	6	0	135	24	60	.400	2	9	.222	22	30	.733	3	9	12	12	11	0	6	7	0	72	12.0
2009	PHI	6	0	149	21	51	.412	6	16	.375	10	15	.667	2	13	15	17	10	0	3	12	1	58	9.7
<b>TOTALS</b>		<b>12</b>	<b>0</b>	<b>284</b>	<b>45</b>	<b>111</b>	<b>.405</b>	<b>8</b>	<b>25</b>	<b>.320</b>	<b>32</b>	<b>45</b>	<b>.711</b>	<b>5</b>	<b>22</b>	<b>27</b>	<b>28</b>	<b>21</b>	<b>9</b>	<b>8</b>	<b>18</b>	<b>1</b>	<b>130</b>	<b>10.8</b>



# #21 THADDEUS YOUNG

Position ..... Forward  
 Height ..... 6-8  
 Weight ..... 220  
 Years Pro ..... 3  
 From ..... Georgia Tech  
 Born ..... 6/21/88

## CAREER HIGHS

PTS 32 at TOR 3/7/10  
 FG 13 at TOR 3/7/10  
 FGA 24 vs. TOR 1/8/10  
 3FG 4 at ATL 11/1/08  
 3FGA 8 at CLE 11/21/09  
 FT 11 vs. MIN 3/25/09  
 FTA 14 vs. MIN 3/25/09  
 OR 6 4x, last at CHI 2/20/10  
 DR 9 2x, last vs. TOR 1/8/10  
 TOT 14 vs. GS 12/14/09  
 AST 5 at CHA 4/16/08  
 STL 5 2x, last vs. IND 2/5/09  
 TO 6 at ATL 3/3/10  
 BLK 4 vs. NJ 1/31/09  
 MIN46:21 at CLE 11/21/09

## PLAYOFF HIGHS

PTS 20 at ORL 4/22/09  
 FG 9 at ORL 4/22/09  
 FGA 17 vs. ORL 4/24/09  
 3FG 3 vs. ORL 4/26/09  
 3FGA 4 vs. ORL 4/26/09  
 FT 4 2x, last at ORL 4/19/09  
 FTA 5 at ORL 4/19/09  
 OR 5 vs. ORL 4/26/09  
 DR 7 vs. DET 4/27/08  
 TOT 9 vs. DET 4/27/08  
 AST 3 2x, last at ORL 4/22/09  
 STL 3 at ORL 4/22/09  
 TO 3 at ORL 4/28/09  
 BLK 1 at ORL 4/19/09  
 MIN 43:25 vs. ORL 4/26/09



**TRANSACTIONS:** Selected with the 12th overall pick in the 2007 NBA Draft by Philadelphia.

**PRO CAREER:** In 216 games with 138 starts, averaging 12.4 points, 4.8 rebounds, 1.1 assists and 1.17 steals in 29.1 minutes per game while shooting 49.5% from the floor, 34.3% from 3-point range and 72.0% from the line...Named to the NBA T-Mobile All-Rookie Second Team in 2007-08...Selected to the 2009 T-Mobile Rookie Challenge and Youth Jam during All-Star Weekend.

**PLAYOFFS:** In 12 games (all starts), averaging 11.1 points, 4.5 rebounds, 1.0 assists and 1.16 steals in 27.7 minutes per game...Shooting 45.8% from the floor, 35.3% from 3-point range and 85.0% from the foul line...**2008:** Started all six games for the Sixers in their First Round series vs. Detroit... Averaged 10.2 points, 4.5 rebounds and 1.17 steals in 26.7 minutes per game, while shooting 48.0% from the floor and 85.7% from the line...Recorded more offensive rebounds (15) than defensive (12)...Had 15 points and 9 rebounds in Game 4 (4/27/08)...**2009:** Started all six games for the Sixers in their First Round series vs. Detroit...Averaged 12.0 points, 4.5 rebounds, 1.3 assists and 1.00 steals in 38.2 minutes per game Shot 44.9% from the floor, 41.7% from 3-point range and 83.3% from the line...Scored 20 points in Game 2 at Orlando (4/22/09).

**2008-09:** Second season (Philadelphia)...In 75 games with 71 starts, averaged a career-high 15.3 points, 5.0 rebounds, 1.1 assists and 1.33 steals in 34.4 minutes per game while shooting 49.5% from the floor, 34.1% from 3-point range and 73.5% from the line...Suffered a right ankle sprain and a bone bruise in the first quarter vs. Atlanta on 3/31 and missed seven games after playing the first 73 games...Scored a Sixers season-high tying 31 points in the final game at the Spectrum vs. Chicago on 3/13/09...Scored 20+ points in seven straight games from 3/18-3/29/09...Over his final 19 games played, averaged 20.3 points on 54.3% shooting...Scored 20+ points 20 times (Sixers 13-7 mark)...Hit 56 3-pointers after having just 4 3FGM as a rookie... Recorded two double-doubles (11/14/08 at IND and 1/17/09 at NY).

**2007-08:** Rookie season (Philadelphia)... In 74 games played, averaged 8.2 points, 4.2 rebounds and 0.99 steals in 21.0 minutes per game... Shot 53.9% from the floor, 31.6% from 3-point range and 73.8% from the line... Started 22 of the final 38 games after coming off the bench his first 36 games played... As a starter, averaged 10.6 points and 5.0 rebounds in 29.2 minutes per game... Scored 10+ points 28 times over the final 50 games (10.3 ppg) after doing so twice his first 24 games played (3.8 ppg)... Had 73 steals to 64 turnovers... Over the final 31 games, averaged 1.39 spg... Ranked second among rookie qualifiers in steals... Had the highest field goal percentage of any rookie qualifier and would have ranked tied for 10th in the NBA in FG% if he qualified... **SUMMER 2007:** Played a total of 10 games in the 2007 NBA Summer League in Las Vegas and the Rocky Mountain Revue, averaging 11.3 points (36.6% FGs, 40.0% 3FGs, 61.1% FTs), 4.9 rebounds, 1.6 assists and 1.60 steals.

## 2009-10 SEASON NOTES/ CAREER HIGHLIGHTS

- ★ In 67 games with 45 starts, averaged 13.8 points, a career-high 5.2 rebounds, a career-high 1.4 assists and 1.21 steals in 32.0 minutes per game while shooting 47.0% from the floor, 34.8% from 3-point range and 69.1% from the line.
- ★ Missed the final 15 games of the season with a right thumb fracture after playing in each of the first 67 games.
- ★ Over his final 19 games played, shot 53.1% from the floor, up from 47.0% for the season.
- ★ Had six double-doubles after having just two his first two seasons combined.
- ★ Scored a career-high 32 points at Toronto on 3/7/10... scored 20+ points 14 times.
- ★ Selected to the 2009 T-Mobile Rookie Challenge and Youth Jam during All-Star Weekend... Sixers first representative in an All-Star Weekend event since 2006.

**COLLEGE CAREER:** Started all 31 games for Georgia Tech his freshman season, scoring a team-high tying 14.4 points per game while adding averages of 4.9 rebounds, 2.0 assists and 1.29 steals in 29.6 minutes per game... Shot 47.8% from the floor, 41.9% from 3-point range and 74.3% from the line... Knocked down 39 three-pointers, including four games with three or more 3FGM... Almost had as many offensive rebounds (72) as defensive (79)... Recorded four point-rebound double-doubles... Scored 20+ points six times, including a career-high 30 in a double-overtime game vs. Wake Forest in the first round of the ACC Tournament... In the five games leading up to the NCAA Tournament, averaged 19.4 points on 50.0% shooting.

**OFF THE COURT:** Full name is Thaddeus Charles Young... Son of Lula Hall and Felton Young... His father played basketball at Jacksonville University from 1976-78 and was drafted by the NBA's Buffalo Braves... Attended Mitchell High School in Memphis and was a McDonald's All-America selection... Was a three-time All-State selection... As a senior, averaged 26.9 points, 13.8 rebounds, 4.1 assists, 4.3 steals and 3.6 blocks while leading Mitchell High School to the Class AA State Championship Game... Was a member of the National Honors Society in high school... Dating back to the 1996 NBA Draft, is one of five Georgia Tech players to leave for the NBA following their freshman seasons (Stephon Marbury in 1996, Dion Glover in 1999, Chris Bosh in 2003 and Javaris Crittenton in 2007)... Allowed fans to select his Sixers jersey number via an online poll in July of 2007.

## NBA REGULAR SEASON STATISTICS

SEA	TM	G	GS	MIN	FG	FGA	PCT	3P	3PA	PCT	FT	FTA	PCT	OFF	DEF	TOT	A	PF	D	ST	TO	BS	PTS	AVG
07-08	PHI	74	22	1554	264	490	.539	6	19	.316	76	103	.738	120	192	312	58	126	1	73	64	8	610	8.2
08-09	PHI	75	71	2577	475	960	.495	56	164	.341	139	189	.735	139	238	377	86	165	0	100	118	23	1145	15.3
09-10	PHI	67	45	2145	382	813	.470	48	138	.348	114	165	.691	130	220	350	97	133	0	81	126	15	926	13.8
<b>TOTALS</b>		<b>216</b>	<b>138</b>	<b>6277</b>	<b>1121</b>	<b>2263</b>	<b>.495</b>	<b>110</b>	<b>321</b>	<b>.343</b>	<b>329</b>	<b>457</b>	<b>.720</b>	<b>389</b>	<b>650</b>	<b>1039</b>	<b>241</b>	<b>424</b>	<b>1</b>	<b>254</b>	<b>308</b>	<b>46</b>	<b>2681</b>	<b>12.4</b>

## NBA PLAYOFF STATISTICS

SEA	TM	G	GS	MIN	FG	FGA	PCT	3P	3PA	PCT	FT	FTA	PCT	OFF	DEF	TOT	A	PF	D	ST	TO	BS	PTS	AVG
2008	PHI	6	6	160	24	50	.480	1	5	.200	12	14	.857	15	12	27	4	7	0	7	4	0	61	10.2
2009	PHI	6	6	229	31	69	.449	5	12	.417	5	6	.833	9	18	27	8	17	0	6	8	1	72	12.0
<b>TOTALS</b>		<b>12</b>	<b>12</b>	<b>389</b>	<b>55</b>	<b>119</b>	<b>.462</b>	<b>6</b>	<b>17</b>	<b>.353</b>	<b>17</b>	<b>20</b>	<b>.850</b>	<b>24</b>	<b>30</b>	<b>54</b>	<b>12</b>	<b>24</b>	<b>0</b>	<b>13</b>	<b>12</b>	<b>1</b>	<b>133</b>	<b>11.1</b>





## 2010-11 PHILADELPHIA 76ERS ROSTER

### NUMERICAL ROSTER

NO.	NAME	POS	HT	WT	DOB	FROM	YEARS PRO
00	Spencer Hawes	C	7-1	245	4/28/88	Washington	3
4	Tony Battie	C	6-11	240	2/11/76	Texas Tech	12
5	Andres Nocioni	F	6-7	225	11/30/79	Sante Fe, Argentina	6
9	Andre Iguodala	G-F	6-6	207	1/28/84	Arizona	6
11	Jrue Holiday	G	6-4	180	6/12/90	UCLA	1
12	Evan Turner	G-F	6-7	205	10/27/88	Ohio State	R
16	Marreese Speights	F-C	6-10	245	8/4/87	Florida	2
20	Jodie Meeks	G	6-4	208	8/21/87	Kentucky	1
21	Thaddeus Young	F	6-8	220	6/21/88	Georgia Tech	3
23	Lou Williams	G	6-1	175	10/27/86	South Gwinnett HS (GA)	5
25	Darius Songaila	F	6-9	248	2/14/78	Wake Forest	7
33	Craig Brackins	F	6-10	230	10/9/87	Iowa State	R
42	Elton Brand	F	6-9	254	3/11/79	Duke	11
72	Jason Kapono	F	6-8	215	2/4/81	UCLA	7

### ALPHABETICAL ROSTER

NO.	NAME	POS	HT	WT	DOB	FROM	YEARS PRO
4	Tony Battie	C	6-11	240	2/11/76	Texas Tech	12
33	Craig Brackins	F	6-10	230	10/9/87	Iowa State	R
42	Elton Brand	F	6-9	254	3/11/79	Duke	11
31	Spencer Hawes	C	7-1	245	4/28/88	Washington	3
11	Jrue Holiday	G	6-4	180	6/12/90	UCLA	1
9	Andre Iguodala	G-F	6-6	207	1/28/84	Arizona	6
72	Jason Kapono	F	6-8	215	2/4/81	UCLA	7
20	Jodie Meeks	G	6-4	208	8/21/87	Kentucky	1
5	Andres Nocioni	F	6-7	225	11/30/79	Sante Fe, Argentina	6
25	Darius Songaila	F	6-9	248	2/14/78	Wake Forest	7
16	Marreese Speights	F-C	6-10	245	8/4/87	Florida	2
12	Evan Turner	G-F	6-7	205	10/27/88	Ohio State	R
23	Lou Williams	G	6-1	175	10/27/86	South Gwinnett HS (GA)	5
21	Thaddeus Young	F	6-8	220	6/21/88	Georgia Tech	3

### COACHING STAFF

#### HEAD COACH:

Doug Collins (College - Illinois State)

#### ASSOCIATE HEAD COACH:


Michael Curry (College - Georgia Southern)

#### ASSISTANT COACHES:

Brian James (College - Illinois State)

Aaron McKie (College - Temple)

Quin Snyder (College - Duke)



# Year In Review



# Year in Review



TOP ROW L-R: Jason Kapono, Thaddeus Young, Samuel Dalembert, Francisco Elson, Jason Smith, Marreese Speights, Elton Brand  
 BOTTOM ROW L-R: Rodney Carney, Jodie Meeks, Lou Williams, Andre Iguodala, Jrue Holiday, Willie Green

## SIXERS 2009-10 SEASON STATISTICS

PLAYER	G-GS	MIN	FG-A	FG%	3P-A	3P%	FT-A	FT%	OFF	DEF	TOT	AST	PF	DQ	STL	TO	BLK	PTS	AVG
Iguodala	82-82	3193	496-1120	.443	94-303	.310	315-430	.733	82	447	529	472	145-0	141	218	55	1401	17.1	
Williams	64-38	1912	318-677	.470	70-206	.340	192-233	.824	25	162	187	268	110-1	80	106	15	898	14.0	
Young	67-45	2145	382-813	.470	48-138	.348	114-165	.691	130	220	350	97	133-0	81	126	15	926	13.8	
Iverson (TOT)	28-24	864	136-316	.430	9-25	.360	104-131	.794	16	63	79	113	48-0	19	64	2	385	13.8	
Iverson (PHI)	25-24	798	121-290	.417	8-24	.333	98-119	.824	15	60	75	102	43-0	18	57	2	348	13.9	
Brand	76-57	2297	412-858	.480	0-1	.000	172-233	.738	179	282	461	109	232-1	82	131	80	996	13.1	
Green	73-18	1553	248-543	.457	47-136	.346	95-114	.833	20	109	129	152	135-0	32	67	11	638	8.7	
Speights	62-1	1016	212-444	.477	0-5	.000	108-145	.745	85	167	252	36	152-2	29	51	34	532	8.6	
Dalembert	82-80	2124	285-523	.545	0-0	---	97-133	.729	239	545	784	64	252-5	42	123	151	667	8.1	
Holiday	73-51	1767	230-520	.442	62-159	.390	65-86	.756	56	135	191	280	153-0	79	156	18	587	8.0	
Kapono	57-12	976	126-301	.419	63-171	.368	9-15	.600	14	52	66	39	80-0	21	34	6	324	5.7	
Carney	68-0	857	113-282	.401	41-135	.304	52-63	.825	26	111	137	37	79-0	25	21	20	319	4.7	
Meeks (TOT)	60-0	719	104-268	.388	42-132	.318	31-39	.795	9	90	99	39	52-0	18	25	5	281	4.7	
Meeks (PHI)	19-0	233	40-91	.440	19-50	.380	13-18	.722	4	23	27	17	19-0	5	5	1	112	5.9	
Smith	56-2	658	75-174	.431	10-29	.345	29-42	.690	54	81	135	33	110-1	21	35	28	189	3.4	
Ivey	26-0	236	26-55	.473	12-24	.500	6-7	.857	5	21	26	17	25-0	10	5	2	70	2.7	
Elson (TOT)	12-0	66	5-15	.333	0-0	---	2-5	.400	6	8	14	2	7-0	1	1	0	12	1.0	
Elson (PHI)	1-0	4	1-2	.500	0-0	---	0-3	.000	1	0	1	0	0-0	0	0	0	2	2.0	
Brezec	7-0	36	2-13	.154	0-0	---	1-2	.500	6	6	12	0	9-0	1	0	1	5	0.7	
76ERS	82	19805	3087-6706	.460	474-1381	.343	1366-1808	.756	941	2421	3362	1723	1677-10	667	1192	439	8014	97.7	
OPPONENTS	82	19805	3105-6573	.472	606-1542	.393	1518-1983	.766	888	2470	3358	1810	1534-4	621	1189	332	8334	101.6	

PLAYER	SEASON HIGHS					AVERAGE PER GAME					CAREER-HIGHS										
	MIN	REB	AST	STL	TO BLK	PTS	MIN	REB	AST	STL	TO BLK	PTS	FG	FGA	FT	FTA	REB	AST	PTS		
Iguodala	50	17	11	5	6	4	33	38.9	6.5	5.8	1.72	2.7	0.67	17.1	15	25	14	17	17C	15	34
Williams	44	10	9	6	5	2	31	29.9	2.9	4.2	1.25	1.7	0.23	14.0	12C	21	13	14	10C	9C	31C
Young	46	14	4	4	6	3	32	32.0	5.2	1.4	1.21	1.9	0.22	13.8	14	24C	11	14	14C	5	32C
Iverson (TOT)	38	8	9	3	7	1	23	30.9	2.8	4.0	0.68	2.3	0.07	13.8	21	42	24	27	11	16	60
Iverson (PHI)	38	8	9	3	7	1	23	31.9	3.0	4.1	0.72	2.3	0.08	13.9							
Brand	44	14	4	4	6	6	26	30.2	6.1	1.4	1.08	1.7	1.05	13.1	18	26	15	19	23	10	44
Green	45	8	7	2	4	3	26	21.3	1.8	2.1	0.44	0.9	0.15	8.7	14	25	10	13	9	10	37
Speights	35	11	3	3	4	3	28	16.4	4.1	0.6	0.47	0.8	0.55	8.6	11T	20C	8C	10C	11C	3C	28C
Dalembert	41	21	4	4	4	7	24	25.9	9.6	0.8	0.51	1.5	1.84	8.1	12T	22C	9	14	23	5	24T
Holiday	45	10	13	7	7	2	25	24.2	2.6	3.8	1.08	2.1	0.25	8.0	10C	15C	5C	6C	10C	13C	25C
Kapono	38	5	6	3	5	1	24	17.1	1.2	0.7	0.37	0.6	0.11	5.7	12	19	7	8	11	8	29
Carney	31	8	3	2	2	3	16	12.6	2.0	0.5	0.37	0.3	0.29	4.7	12	22	7C	8C	9	5	25
Meeks (TOT)	31	7	3	2	3	1	21	12.0	1.7	0.7	0.30	0.4	0.08	4.7	9C	17C	4C	4C	7C	3C	21C
Meeks (PHI)	29	5	3	1	1	1	21	12.3	1.4	0.9	0.26	0.3	0.05	5.9							
Smith	28	9	2	2	3	3	14	11.8	2.4	0.6	0.38	0.6	0.50	3.4	7C	13C	6	6T	9T	2T	14C
Ivey	17	4	2	3	1	1	9	9.1	1.0	0.7	0.38	0.2	0.08	2.7	8	16	6	7	8	8	19
Elson (TOT)	11	4	1	1	1	0	4	5.5	1.2	0.2	0.08	0.1	0.00	1.0	8	13	6	8	18	5	21
Elson (PHI)	4	1	0	0	0	0	2	4.0	1.0	0.0	0.00	0.0	0.00	2.0							
Brezec	9	4	0	1	0	1	2	5.1	1.7	0.0	0.14	0.0	0.14	0.7	13	24	8	9	18	4	27
76ERS	265	60	35	15	25	11	141	241.5	41.0	21.0	8.13	14.5	5.35	97.7	69	140	59	86	97	45	163
OPPONENTS	265	53	32	15	23	9	128	241.5	41.0	22.1	7.57	14.5	4.05	101.6	64	148	57	74	108	44	154

# Year In Review



## SIXERS 2009-10 GAME-BY-GAME RESULTS

DATE	OPPONENT	W/L	TEAM/OPP	HOME	ROAD	TOTAL	76ERS HIGH SCORING	OPPONENT SCORING	ATTEN.
Oct 28	@Orlando	L	106-120	0-0	0-1	0-1	Speights-26	Howard-21	17,461
Oct 30	MILWAUKEE	W	99-86	1-0	0-1	1-1	Iguodala-19	Jennings/Reed-17	14,638
Oct 31	@New York	W	141-127(OT)	1-0	1-1	2-1	Iguodala-32	Harrington-42	19,763
Nov 3	BOSTON	L	74-105	1-1	1-1	2-2	Iguodala-17	Pierce-21	11,251
Nov 6	NEW JERSEY	W	97-94	2-1	1-1	3-2	Williams-18	Lopez-22	10,054
Nov 8	@Detroit	L	81-88	2-1	1-2	3-3	Iguodala-24	Gordon-23	17,187
Nov 9	PHOENIX	L	115-119	2-2	1-2	3-4	Iguodala-24	Richardson-29	10,205
Nov 11	@New Jersey	W	82-79	2-2	2-2	4-4	Young-20	Lopez-23	10,714
Nov 13	UTAH	L	90-112	2-3	2-2	4-5	Young-17	Boozer-24	10,738
Nov 14	@Chicago	L	88-94	2-3	2-3	4-6	Iguodala-24	Hinrich/Deng-19	21,837
Nov 18	CHARLOTTE	W	86-84	3-3	2-3	5-6	Iguodala-25	Jackson-26	11,585
Nov 20	MEMPHIS	L	97-102	3-4	2-3	5-7	Williams-31	Gay-33	14,269
Nov 21	@Cleveland	L	91-97	3-4	2-4	5-8	Williams-22	James-32	20,562
Nov 24	@Washington	L	107-108	3-4	2-5	5-9	Williams-26	James-32	14,485
Nov 25	@Boston	L	110-113	3-4	2-6	5-10	Iguodala-25	Pierce-27	18,624
Nov 27	ATLANTA	L	86-100	3-5	2-6	5-11	Young-22	Crawford-24	12,984
Nov 29	@San Antonio	L	89-97	3-5	2-7	5-12	Iguodala-21	Duncan-22	17,161
Nov 30	@Dallas	L	102-104	3-5	2-8	5-13	Green-23	Nowitzki-28	19,783
Dec 2	@Oklahoma City	L	106-117	3-5	2-9	5-14	Iguodala-28	Durant-33	17,332
Dec 5	@Charlotte	L	105-106	3-5	2-10	5-15	Green-26	Dia-28	13,352
Dec 7	DENVER	L	83-93	3-6	2-10	5-16	Iguodala-31	Billups-31	20,664
Dec 8	DETROIT	L	86-90	3-7	2-10	5-17	Iguodala-18	Stuckey-27	12,336
Dec 11	HOUSTON	L	91-96	3-8	2-10	5-18	Iguodala-24	Landry-20	13,991
Dec 14	GOLDEN STATE	W	117-101	4-8	2-10	6-18	Young-26	Maggette-24	12,795
Dec 16	CLEVELAND	L	101-108	4-9	2-10	6-19	Iguodala-26	James-36	19,517
Dec 18	@Boston	W	98-97	4-9	3-10	7-19	Brand-23	Garnett-21	18,624
Dec 19	L.A. CLIPPERS	L	107-112(OT)	4-10	3-10	7-20	Speights-28	Kaman-24	13,752
Dec 22	@Washington	L	98-105	4-10	3-11	7-21	Brand-18	Arenas-31	15,435
Dec 26	@Utah	L	76-97	4-10	3-12	7-22	Young-20	Williams-27	19,911
Dec 28	@Portland	W	104-93	4-10	4-12	8-22	Brand-25	Roy-24	20,640
Dec 30	@Sacramento	W	116-106	4-10	5-12	9-22	Williams-22	Casspi/Greene-21	13,156
Dec 31	@L.A. Clipper	L	88-104	4-10	5-13	9-23	Williams-19	Kaman-26	15,257
Jan 3	@Denver	W	108-105	4-10	6-13	10-23	Iverson-17	Nene-24	19,155
Jan 5	WASHINGTON	L	97-104	4-11	6-				





# Year in Review



## SIXERS 2009-10 PLAYER SEASON-HIGHS

PLAYER	MIN	FGM	FTM	OR	DR	TR	AST	STL	TO	BLK	PTS
<b>ELTON BRAND</b> ----- vs Clev.	44 MAR. 12	12 (3) vs Clev.	9 DEC. 18	9 DEC. 7	11 DEC. 22	14 NOV. 21	4 (3) MAR. 24	4 (2) JAN. 15	6 FEB. 5	6 NOV. 18	26 (2) FEB. 3
<b>PRIMOZ BREZEC</b> ----- at Bos.	9 NOV. 25	1 (2) at Cha.	1 DEC. 14	2 (2) vs G.S.	2 (2) at Bos.	4 NOV. 25	0	1 DEC. 11	0	1 NOV. 20	2 (2) DEC. 5
<b>RODNEY CARNEY</b> ----- vs Cha.	31 NOV. 18	6 MAR. 10	7 MAR. 17	3 MAR. 10	7(2) FEB. 24	8 (2) FEB. 24	3 (2) MAR. 3	2 (2) MAR. 24	2 FEB. 24	3 DEC. 5	16 FEB. 23
<b>SAMUEL DALEMBERT</b> ----- vs LA-L	41 (2) JAN. 29	12 FEB. 26	6 (2) vs LA-L	9 MAR. 15	15 JAN. 5	21 JAN. 13	4 DEC. 5	4 JAN. 23	4 (4) APR. 9	7 DEC. 31	24 FEB. 26
<b>FRANCISCO ELSON</b> Mil.-Phi. ----- at Cha.	11 DEC. 28	1 (5) vs Milw.	2 JAN. 5	2 DEC. 18	4 DEC. 28	4 DEC. 28	1 (2) vs Tor.	1 DEC. 28	1 DEC. 21	0	4 JAN. 5
<b>WILLIE GREEN</b> ----- at Bos.	45 DEC. 18	10 DEC. 5	7 NOV. 30	2 NOV. 30	6 (2) vs LA-L	8 NOV. 30	7 DEC. 19	2 (5) vs LA-C	4 JAN. 9	3 NOV. 29	26 DEC. 5
<b>JRUE HOLIDAY</b> ----- vs Orl.	45C(2) MAR. 22	10 APR. 3	5C(3) vs OKC.	4 NOV. 24	8 MAR. 20	10 MAR. 20	13 APR. 12	7 MAR. 26	7 APR. 9	2C(3) MAR. 9	25 APR. 3
<b>ANDRU IGUODALA</b> ----- vs LA-C	50 DEC. 19	12 (2) vs Clev.	11 APR. 3	5 MAR. 15	12 MAR. 15	17 MAR. 15	11 APR. 3	5 (2) vs Tor.	6 (3) MAR. 30	4 NOV. 13	33 APR. 3
<b>ALLEN IVERSON</b> Mem.-Phi. ----- vs LA-L	38 (2) JAN. 29	10 JAN. 29	8 DEC. 16	3 (2) at Ind.	7 FEB. 19	8 FEB. 19	9 JAN. 18	3 (2) vs Miami	7 JAN. 5	1 (2) JAN. 29	23 JAN. 29
<b>ROYAL IVEY</b> ----- at Port.	17 DEC. 28	4 FEB. 9	2 (2) DEC. 31	1 (5) FEB. 10	4 FEB. 10	4 (2) vs Minn.	2 (4) at N.O.	3 NOV. 6	1 (5) FEB. 5	1 (2) at Hou.	9 FEB. 9
<b>JASON KAPANO</b> ----- vs Det.	38 APR. 6	10 APR. 12	3 OCT. 28	2 (2) vs N.J.	5 MAR. 26	5 MAR. 26	6 APR. 6	3 MAR. 26	5 APR. 6	17(6) MAR. 31	24 APR. 12
<b>JODIE MEEKS</b> Mil.-Phi. ----- at Port.	31C JAN. 13	9C JAN. 13	4C DEC. 28	2C(2) FEB. 17	7C DEC. 28	7C DEC. 28	3C(3) APR. 10	2C(2) JAN. 10	3C NOV. 6	1C(5) MAR. 31	21C(2) APR. 12
<b>JASON SMITH</b> ----- vs Atl.	28C(2) NOV. 27	7C NOV. 27	5 (2) NOV. 24	3 (5) APR. 6	6 MAR. 24	9 MAR. 24	2T(4) vs Miami	2 (3) APR. 6	3T(2) MAR. 7	3 FEB. 10	14C(2) NOV. 27
<b>MARRESE SPEIGHTS</b> ----- vs LA-C	35C DEC. 19	11T DEC. 19	8 MAR. 30	7C DEC. 19	7T(3) MAR. 20	11C MAR. 20	3C JAN. 27	3C JAN. 22	4T NOV. 13	3 JAN. 22	28C DEC. 19
<b>LOU WILLIAMS</b> ----- at Phoe.	44C FEB. 24	12C NOV. 20	8 MAR. 19	3T(2) FEB. 26	10C(2) FEB. 23	10C(2) FEB. 23	9C(2) APR. 14	6C NOV. 20	5T(2) MAR. 10	2T(3) APR. 6	31C NOV. 20
<b>THADDEUS YOUNG</b> ----- vs Tor.	46C(2) JAN. 8	13 MAR. 7	7 OCT. 31	6T(2) FEB. 20	9C(2) JAN. 8	14C DEC. 14	4 (3) at Minn.	4 (2) MAR. 7	6C MAR. 3	3 MAR. 10	32C MAR. 7
<b>76ERS High Games</b> ----- vs Tor.	265 (5) APR. 3	51 OCT. 31	36 OCT. 31	25 DEC. 14	43 FEB. 23	60 NOV. 30	35 APR. 12	15 (2) MAR. 26	25 MAR. 31	11 JAN. 29	141 OCT. 31
<b>76ERS Low Games</b> ----- at Orl.	240 (77) APR. 14	27 DEC. 26	5 MAR. 31	5 (3) vs Miami	17 NOV. 20	26 APR. 6	11 DEC. 26	1 FEB. 20	8 (2) APR. 14	0 MAR. 22	74 NOV. 3
<b>OPPONENTS High Games</b> ----- vs Tor.	265 (5) APR. 3	49 APR. 14	32 DEC. 14	21 NOV. 8	43 DEC. 26	53 FEB. 20	32 (3) at Ind.	15 APR. 7	23 NOV. 20	9 (2) DEC. 26	128 APR. 3
<b>OPPONENTS Low Games</b> ----- at Orl.	240 (77) APR. 14	26 JAN. 15	8 (2) MAR. 7	4 MAR. 20	20 (2) DEC. 14	26 DEC. 14	12 MAR. 19	2 NOV. 11	4 FEB. 20	0 (5) MAR. 17	79 (2) JAN. 31

\*C indicates a new career-high, \*T a tied career-high.

Numbers in parentheses indicate the number of games in which a player or team has reached a given total (if more than one).

# Year In Review



## SIXERS 2009-10 SEASON BREAKDOWN

	RECORD	HOME	ROAD	OT
OVERALL	27-55	12-29	15-26	2-3
Atlantic	7-9	2-6	5-3	1-1
Central	5-13	2-7	3-6	1-0
Southeast	2-16	2-7	0-9	
EASTERN	14-38	6-20	8-18	2-1
Southwest	6-4	3-2	3-2	
Northwest	3-7	1-4	2-3	0-1
Pacific	4-6	2-3	2-3	0-1
WESTERN	13-17	6-9	7-8	0-2

### TEAM WINNING & LOSING STREAKS:

---	OVERALL	HOME	ROAD
Long: Win -	4	2	2
Loss -	1	5	8

---	WON	LOST	OFFENSE	VS. OPP	HOME ATTENDANCE
Oct.	2	1			
Nov.	3	12	100+ 18-16	If Opp W/L to date:	41 Games
Dec.	4	10	100< 9-39		583,219 Total
Jan.	7	8	Defense	.500- 13-20	14,225 Average
Feb.	6	5	100+ 8-36		20,809 High
Mar.	4	13	100< 19-19		3 Sellouts
Apr.	1	6			

MARGINS	1	2	3	4	5	6	7	8	9	10	11	12	13	14	15	16	17	18	19	20	21	22	23
Won By:	1	1	4	2			3	1		3	3	2	2	1	1	1				1			
Lost By:	3	3	2	4	7	2	4	3	1	3	5		1	4	1	2			1	2	3	1	
-----	24	25	26	27	28	29	30	31	32	33	34	35	36	37	38	39	40	41	42	43	44	45	46+
Won By:								1			1												
Lost By:																							

AT START OF:	OVERALL	HOME	ROAD	FG%	OVERALL	HOME	ROAD
2nd- Ahead:	15-16	8-9	7-7	-44%	7-32	3-16	4-16
- Behind:	11-38	4-19	7-19	45-49%	6-14	3-9	3-5
- Tied:	1-1	0-1	1-0	50-54%	7-8	4-3	3-5
3rd- Ahead:	16-18	8-10	8-8	55-59%	6-1	2-1	4-0
- Behind:	10-35	4-17	6-18	+60%	1-0	0-0	1-0
- Tied:	1-2	0-2	1-0				
4th- Ahead:	23-12	10-6	13-6				
- Behind:	4-41	2-22	2-19				
- Tied:	0-2	0-1	0-1				

## SIXERS 2009-10 SEASON TRANSACTIONS

**June 1:** Named Eddie Jordan Head Coach

**June 9:** Acquired Jason Kapano via trade from Toronto in exchange for Reggie Evans

**June 25:** Drafted Jrue Holiday with the 17th overall pick in the 2009 NBA Draft.

**August 10:** Re-signed free agent Royal Ivey.

**August 13:** Signed free agent Primož Brezec.

**September 15:** Signed free agent Rodney Carney.

**September 28:** Signed signed free agents Brandon Bowman, Dionte Christmas, Sean Singletary and Stromile Swift.

**September 30:** Signed free agent Rashad Jones-Jennings.

**October 5:** Waived Rashad Jones-Jennings

**October 12:** Waived Sean Singletary and Stromile Swift.

**October 21:** Waived Brandon Bowman and Dionte Christmas.

**December 3:** Signed free agent Allen Iverson.

**February 18:** Acquired Francisco Elson and Jodie Meeks via trade from Milwaukee in exchange for Primož Brezec, Royal Ivey and a second round pick in 2010.

**April 15:** Relieved Eddie Jordan of head coaching responsibilities.





# Year in Review



## SIXERS 2009-10 GAME-BY-GAME STATISTICS

DATE	GAME	FG-A	PCT	3FG-A	PCT	FTA	PCT	OR-DR-REB	AST	PF	ST	TO	BS	PTS
10/28	PHILADELPHIA	39-78	.500	7-18	.389	21-30	.700	8-26-34	19	21	9	13	6	106
17.461	@ Orlando	45-81	.556	16-29	.552	14-17	.824	8-29-37	28	21	5	17	6	120
10/30	@ PHILADELPHIA	32-70	.457	6-18	.333	29-34	.853	6-39-45	18	22	12	19	7	99
14.638	Milwaukee	34-85	.400	7-23	.304	11-19	.579	12-32-44	17	27	7	20	2	86
10/31	PHILADELPHIA	51-84	.607	3-8	.375	36-42	.857	10-39-49	20	26	8	16	3	141
19.763	@ New York	47-100	.470	14-41	.341	19-24	.792	11-20-31	27	33	9	14	5	127
11/3	@ PHILADELPHIA	29-80	.363	1-16	.063	15-22	.682	11-23-34	15	16	7	17	3	74
11.251	Boston	41-72	.569	14-20	.700	9-14	.643	7-32-39	27	21	10	18	4	105
11/6	@ PHILADELPHIA	36-72	.500	8-16	.500	17-25	.680	10-31-41	24	15	7	16	7	97
10.054	New Jersey	39-83	.470	4-14	.286	12-19	.632	12-29-41	25	24	6	16	4	94
11/8	PHILADELPHIA	34-78	.436	3-18	.167	10-16	.625	14-25-39	21	16	10	16	5	81
17.187	@ Detroit	36-81	.444	3-16	.188	13-21	.619	21-30-51	14	17	8	16	5	88
11/9	@ PHILADELPHIA	44-82	.537	5-13	.385	22-27	.815	10-29-39	20	23	9	11	4	115
10.205	Phoenix	41-77	.532	15-30	.500	22-29	.759	6-27-33	32	18	4	13	1	119
11/11	PHILADELPHIA	32-82	.390	5-20	.250	13-20	.650	12-34-46	17	17	6	9	7	82
10.714	@ New Jersey	30-75	.400	3-14	.214	16-20	.800	8-39-47	16	19	2	14	4	79
11/13	@ PHILADELPHIA	34-71	.479	5-18	.278	17-23	.739	9-24-33	20	22	5	17	6	90
10.738	Utah	42-82	.512	6-11	.545	22-24	.917	13-31-44	32	15	9	13	2	112
11/14	PHILADELPHIA	34-81	.420	7-20	.350	13-21	.619	10-30-40	19	24	10	18	3	88
21.837	@ Chicago	35-78	.449	3-8	.375	21-28	.750	11-34-45	18	18	4	21	3	94
11/18	@ PHILADELPHIA	34-79	.430	6-16	.375	12-15	.800	11-27-38	19	19	9	13	7	86
11.585	Charlotte	30-71	.423	7-24	.292	17-24	.708	10-31-41	20	13	9	19	2	84
11/20	@ PHILADELPHIA	37-81	.457	9-21	.429	14-19	.737	11-17-28	23	21	15	17	7	97
14.269	Memphis	41-79	.519	3-11	.273	17-25	.680	17-31-48	22	17	10	23	3	102
11/21	PHILADELPHIA	37-88	.420	5-19	.263	12-16	.750	13-29-42	20	18	8	10	4	91
20.562	@ Cleveland	36-75	.480	8-20	.400	17-21	.810	8-37-45	24	18	3	11	6	97
11/24	PHILADELPHIA	38-94	.404	10-27	.370	21-23	.913	19-26-45	20	17	8	12	9	107
14.485	@ Washington	44-93	.473	6-17	.353	14-18	.778	19-28-47	23	20	7	15	9	108
11/25	PHILADELPHIA	39-82	.476	13-20	.650	19-26	.731	12-27-39	26	30	4	15	2	110
18.624	@ Boston	38-78	.487	7-27	.259	30-39	.769	11-26-37	23	22	6	12	3	113
11/27	@ PHILADELPHIA	35-78	.449	8-18	.444	8-11	.727	6-26-32	23	16	8	13	10	86
12.984	Atlanta	38-74	.514	9-18	.500	15-20	.750	8-34-42	17	17	7	15	5	100
11/29	PHILADELPHIA	35-89	.393	5-19	.263	14-17	.824	13-22-35	18	18	12	12	10	89
17.161	@ San Antonio	37-76	.487	10-18	.556	13-16	.813	14-27-41	22	17	5	18	8	97
11/30	PHILADELPHIA	37-91	.407	4-16	.250	24-27	.889	24-36-60	13	19	8	14	4	102
19.783	@ Dallas	40-87	.460	10-21	.476	14-17	.824	11-26-37	31	18	9	10	6	104
12/2	PHILADELPHIA	37-74	.500	14-23	.609	18-19	.947	7-22-29	16	22	13	16	5	106
17.332	@ Oklahoma City	43-85	.506	12-24	.500	19-23	.826	18-25-43	25	16	10	15	4	117
12/5	PHILADELPHIA	39-91	.429	8-19	.421	19-26	.731	14-27-41	19	18	6	13	10	105
13.352	@ Charlotte	38-78	.487	9-17	.529	21-26	.808	11-33-44	24	22	6	17	5	106
12/7	@ PHILADELPHIA	35-87	.402	5-19	.263	8-9	.889	17-30-47	15	21	7	13	8	83
20.664	Denver	29-74	.392	11-18	.611	24-26	.923	11-30-41	20	17	7	15	2	93
12/9	@ PHILADELPHIA	33-75	.440	6-18	.333	14-19	.737	13-19-32	24	20	6	14	7	86
12.136	Detroit	34-74	.459	1-8	.125	21-24	.875	16-29-45	20	16	8	15	2	90
12/11	@ PHILADELPHIA	34-82	.415	1-6	.167	22-30	.733	15-37-52	17	23	5	13	2	91
13.991	Houston	33-74	.446	8-21	.381	22-33	.667	7-33-40	16	28	6	12	5	96
12/14	@ PHILADELPHIA	48-97	.495	4-18	.222	17-20	.850	25-34-59	24	25	11	19	6	117
12.795	Golden State	30-68	.441	9-18	.500	32-40	.800	6-20-26	18	23	10	20	6	101
12/16	@ PHILADELPHIA	36-81	.444	5-17	.294	24-25	.960	17-28-45	23	24	8	15	4	101
19.517	Cleveland	34-73	.466	9-15	.600	31-40	.775	10-28-38	20	16	9	11	5	108
12/18	PHILADELPHIA	35-87	.402	4-15	.267	24-30	.800	17-28-45	17	24	7	14	6	98
18.624	@ Boston	36-80	.450	5-15	.333	20-27	.741	16-30-46	21	21	10	17	7	97
12/19	@ PHILADELPHIA	43-94	.457	3-14	.214	18-24	.750	14-26-40	26	21	10	9	1	107
13.752	L.A. Clippers	46-87	.529	6-16	.375	14-18	.778	11-36-47	26	21	4	15	6	112
12/22	PHILADELPHIA	38-75	.507	4-13	.308	18-25	.720	6-35-41	24	21	5	15	6	98
15.435	@ Washington	39-83	.470	7-15	.467	20-26	.769	10-29-39	17	20	8	9	3	105
12/26	PHILADELPHIA	27-80	.338	6-18	.333	16-23	.696	11-28-39	11	24	10	15	2	76
19.911	@ Utah	36-69	.522	6-11	.545	19-30	.633	6-43-49	24	20	9	20	9	97
12/28	PHILADELPHIA	45-78	.577	3-10	.300	11-16	.688	8-31-39	25	22	6	12	6	104
20.640	@ Portland	35-83	.422	5-15	.333	18-26	.692	15-21-36	19	16	7	7	4	93
12/30	PHILADELPHIA	42-80	.525	9-16	.563	23-30	.767	8-30-38	23	21	11	13	6	116
13.156	@ Sacramento	42-89	.472	6-17	.353	16-21	.762	14-26-40	26	22	5	15	6	106
12/31	PHILADELPHIA	32-85	.376	4-16	.250	20-22	.909	11-24-35	25	16	11	14	10	88
15.257	@ L.A. Clippers	41-75	.547	10-16	.625	12-19	.632	9-34-43	29	18	3	20	8	104
1/3	PHILADELPHIA	40-80	.500	5-19	.263	23-29	.793	9-26-35	25	24	7	14	7	108
19.155	@ Denver	42-79	.532	4-14	.286	17-29	.586	11-33-44	27	24	9	20	2	105
1/5	@ PHILADELPHIA	38-78	.487	7-17	.412	14-24	.583	12-30-42	24	18	7	20	1	97
11.822	Washington	41-79	.519	4-12	.333	18-22	.818	6-26-32	25	19	10	14	2	104
1/8	@ PHILADELPHIA	38-83	.458	6-18	.333	24-25	.960	10-33-43	20	19	11	16	7	106
15.264	Toronto	40-78	.513	5-15	.333	23-28	.821	5-31-36	20	18	8	15	7	108
1/9	PHILADELPHIA	39-68	.574	6-9	.667	20-28	.714	8-32-40	22	18	4	18	8	104
19.784	@ Detroit	36-87	.414	5-17	.294	17-20	.850	12-22-34	23	26	10	12	2	94
1/11	@ PHILADELPHIA	33-79	.418	8-15	.533	22-27	.815	9-34-43	22	21	7	12	5	96
11.518	New Orleans	37-91	.407	8-18	.444	10-12	.833	19-32-51	21	18	5	12	0	92
1/13	@ PHILADELPHIA	37-86	.430	6-18	.333	12-16	.750	18-36-54	23	20	5	13	3	92
12.444	New York	36-80	.450	5-19	.263	16-23	.696	10-27-37	25	12	7	9	5	93
1/15	@ PHILADELPHIA	37-82	.451	4-12	.333	20-26	.769	10-29-39	21	22	12	11	10	98
16.767	Sacramento	26-70	.371	6-15	.400	28-33	.848	10-31-41	17	21	5	19	5	86
1/18	PHILADELPHIA	40-83	.482	6-19	.316	17-24	.708	5-34-39	23	21	9	14	5	103
14.637	@ Minnesota	41-88	.466	7-12	.583	19-22	.864	12-31-43	20	21	8	17	2	108
1/20	@ PHILADELPHIA	34-78	.436	4-14	.286	18-21	.857	12-25-37	18	18	4	12	5	90
12.607	Portland	36-76	.474	4-11	.364	22-25	.880	10-26-36	20	17	5	9	1	98

# Year In Review



## SIXERS 2009-10 GAME-BY-GAME STATISTICS

DATE	GAME	FG-A	PCT	3FG-A	PCT	FTA	PCT	OR-DR-REB	AST	PF	ST	TO	BS	PTS
1/22	@ PHILADELPHIA	37-86	.430	3-15	.200	15-18	.833	9-40-49	23	20	11	14	8	92
17.647	Dallas	32-81	.395	3-15	.200	14-17	.824	9-33-42	20	18	8	15	5	81
1/23	PHILADELPHIA	40-97	.412	7-11	.636	20-23	.870	16-36-52	19	20	12	10	3	107
16.074	@ Indiana	34-76	.447	10-27	.370	19-22	.864	6-38-44	17	21	4	21	7	97
1/25	@ PHILADELPHIA	36-82	.439	8-18	.444	18-26	.692	11-28-39	20	21	4	14	4	98
10.579	Indiana	43-83	.518	8-22	.364	15-22	.682	9-32-41	25	17	7	16	2	109
1/27	PHILADELPHIA	36-78	.462	2-14	.143	14-21	.667	16-35-51	17	21	7	18	5	88
12.685	@ Milwaukee	37-85	.435	5-13	.385	12-21	.571	12-23-35	17	19	10	9	4	91
1/29	@ PHILADELPHIA	3												





# Year in Review



## SIXERS 2009-10 SUPERLATIVES

PHILADELPHIA		OPPONENTS	
Points	33 Andre Iguodala vs. Tor 4/3/10	42 Al Harrington @ NY 10/31/09	
Points in a Quarter	20 Willie Green (3rd) @ Cha 12/5/09	17 Antawn Jamison (3rd) @ Was 11/24/09	
Points in a Half	24 Lou Williams (2nd) @ Tor 2/10/10	25 Al Harrington (2nd) @ NY 10/31/09	
Field Goals	13 Thaddeus Young @ Tor 3/7/09	16 Al Harrington @ NY 10/31/09	
Field Goal Attempts	24 Thaddeus Young vs. Tor 1/8/10	26 Dirk Nowitzki @ Dal 11/30/09	
Field Goal % (Min. 5 FGA)	1.000 Thaddeus Young (6-6) @ Mil 1/27/10	.889 LeBron James vs. Cle 12/16/09	
3-PT Field Goals	5 Lou Williams @ GS 2/23/10	8 Danilo Gallinari @ NY 10/31/09	
3-PT FG Attempts	11 Jrue Holiday vs. Orl 3/1/10	16 Danilo Gallinari @ NY 10/31/09	
3-PT FG % (Min. 3 FGA)	1.000 Thaddeus Young (3-3) vs. Atl 11/27/09	1.000 Deron Williams (4-4) @ Uta 12/26/09	
Free Throws	9 Andre Iguodala @ OKC 12/2/09	13 Corey Maggette vs. GS 12/14/09	
FT Attempts	14 Elton Brand @ Bos 12/18/09	15 Corey Maggette vs. GS 12/14/09	
FT % (Min 5 FTA)	1.000 Andre Iguodala (9-9) @ OKC 12/2/09	1.000 Chauncey Billups (11-11) vs. Den 12/7/09	
Offensive Rebounds	9 Elton Brand vs. Den 12/7/09	8 Antawn Jamison @ Was 11/24/09	
Defensive Rebounds	15 Samuel Dalembert vs. Was 1/5/10	19 Kendrick Perkins @ Bos 12/18/09	
Total Rebounds	21 Samuel Dalembert vs. NY 1/13/10	22 Marcus Camby vs. LAC 12/19/09	
Assists	13 Jrue Holiday vs. Mia 4/12/10	20 Steve Nash vs. Pho 11/9/09	
Steals	7 Jrue Holiday vs. Atl 3/26/10	5 Dwyane Wade @ Mia 3/14/10	
Blocks	7 Samuel Dalembert @ LAC 12/31/09	4 Kevin Garnett @ Bos 12/18/09	
Turnovers	7 Allen Iverson vs. Was 1/5/10	7 Steve Nash vs. Pho 11/9/09	
Minutes	46:40 Andre Iguodala vs. Tor 1/8/10	45:42 Trenton Hassell vs. NJ 11/6/09	
Minutes (OT)	50:22 Andre Iguodala vs. LAC 12/19/09	46:03 Chris Bosh vs. Tor 4/3/10	

SIXERS HIGH	SIXERS LOW	CATEGORY	OPPONENT HIGH	OPPONENT LOW
141 @ NY 10/31/09	74 vs. Bos 11/3/09	Points	128 vs. Tor 4/3/10	79 (2) @ NJ 1/31/10
40 @ NY 10/31/09	15 vs. Mil 4/9/10	Points/1st Qtr.	37 (2) @ Orl 4/14/10	10 @ Det 1/9/10
43 vs. Min 2/9/10	14 vs. Mia 2/16/10	Points/2nd Qtr.	41 @ Orl 10/28/09	17 vs. NY 1/13/10
73 vs. Min 2/9/10	35 vs. Mia 2/16/10	Points/1st Half	70 @ Orl 10/28/09	30 @ Det 1/9/10
38 @ Cha 12/5/09	13 vs. Hou 12/11/09	Points/3rd Qtr.	40 @ Was 11/24/09	11 vs. GS 12/14/09
41 @ Orl 4/14/10	10 @ Cle 11/21/09	Points/4th Qtr.	41 @ NY 10/31/09	15 (2) vs. Tor 4/3/10
69 @ Mem 4/10/10	29 vs. NY 3/15/10	Points/2nd Half	71 @ NY 10/31/09	31 @ NJ 1/31/10
19 @ NY 10/31/09	4 @ Min 1/18/10	Points/Overtime	14 vs. Tor 4/3/10	5 @ NY 10/31/09
51 @ NY 10/31/09	27 @ Uta 12/26/09	Field Goals	49 @ Orl 4/14/10	26 vs. Sac 1/15/10
97 (2) @ Ind 1/23/10	68 @ Det 1/9/10	Field Goal Attempts	100 @ NY 10/31/09	66 vs. Cha 3/10/10
.607 @ NY 10/31/09	.338 @ Uta 12/26/09	Field Goal Percentage	.627 vs. Det 4/6/10	.368 @ NY 3/19/10
14 (2) @ Mem 4/10/10	1 (4) vs. Chi 3/20/10	3-PT Field Goals	16 (2) vs. Orl 3/22/10	1 vs. Det 12/9/09
27 @ Was 11/24/09	6 vs. Hou 12/11/09	3-PT FG Attempts	41 @ NY 10/31/09	8 (2) vs. Det 12/9/09
.750 @ Tor 3/7/09	.059 vs. Chi 3/20/10	3-PT FG Percentage	.700 vs. Bos 11/3/09	.125 vs. Det 12/9/09
36 @ NY 10/31/09	5 @ Cha 3/31/10	Free Throws	32 vs. GS 12/14/09	8 (2) @ Tor 3/7/10
42 @ NY 10/31/09	9 vs. Den 12/7/09	Free Throw Attempts	41 (2) @ Mem 4/10/10	10 @ NJ 1/31/10
.960 (2) vs. Tor 1/8/10	.450 vs. Mil 4/9/10	Free Throw Percentage	.958 vs. NJ 3/17/10	.571 @ Mil 1/27/10
25 vs. GS 12/14/09	5 (2) @ Hou 2/6/10	Offensive Rebounds	21 @ Det 11/8/09	4 vs. Chi 3/20/10
43 @ GS 2/23/10	18 vs. Det 4/6/10	Defensive Rebounds	43 @ Uta 12/26/09	20 (2) vs. GS 12/14/09
60 @ Dal 11/30/09	26 vs. Det 4/6/10	Total Rebounds	53 @ Chi 2/20/10	26 vs. GS 12/14/09
35 vs. Mia 4/12/10	11 @ Uta 12/26/09	Assists	32 (3) @ Ind 3/9/10	12 @ NY 3/19/10
30 @ Bos 11/25/09	12 @ NJ 1/31/10	Fouls	11 @ NY 10/31/09	11 @ LAL 2/26/10
15 (2) vs. Atl 3/26/10	1 @ Chi 2/20/10	Steals	15 @ Mia 4/7/10	2 @ NJ 11/1/09
25 @ Cha 3/31/10	8 (2) @ Orl 4/14/10	Turnovers	8 (2) @ Chi 2/20/10	4 @ Chi 2/20/10
11 vs. LAL 1/29/10	0 vs. Orl 3/22/10	Blocks	9 @ Was 11/24/09	0 (5) vs. NJ 3/17/10

# Year In Review



## SIXERS 2009-10 MISCELLANEOUS STATS

SIXERS RECORD WHEN . . .	OVERALL	HOME	ROAD	NUMBER OF TIMES RECORDING								
				POINTS	REB	AST	BLK	STL				
Outrebounded opponent	17-22	8-14	9-8	10+	20+	30+	10+	10+	3+	3+		
Outrebounded by opponent	9-31	3-14	6-17	55	12		9		8	8		
Tied in Rebounding	1-2	1-1	0-1									
Shooting better than opponent	22-9	12-3	10-6				39					
Shooting worse than opponent	5-46	0-26	5-20									
Shooting same as opponent	0-0	0-0	0-0									
More FTM than opponent	17-13	6-5	11-8				1					
Fewer FTM than opponent	9-40	5-22	4-18									
Same FTM as opponent	1-2	1-2	0-0									
More 3FGM than opponent	9-14	1-7	8-7				4		4	4		23
Fewer 3FGM than opponent	16-35	9-18	7-17									2
Same 3FGM as opponent	2-6	2-4	0-2									1
More assists than opponent	17-20	9-10	8-10									11
Fewer assists than opponent	10-31	3-17	7-14									6
Same assists as opponent	0-4	0-2	0-2									
More turnovers than opponent	9-27	2-14	7-13									
Fewer turnovers than opponent	15-26	8-14	7-12									
Same turnovers as opponent	3-2	2-1	1-1									
Bench outscores opponent bench	16-28	6-14	10-14									
Opponent bench outscores PHI bench	10-26	6-14	4-12									
Bench scoring equal	1-1	0-1	1-0									
Scoring less than 80 points	0-3	0-2	0-1									
Scoring between 80-89 points	3-14	1-7	2-7									
Scoring between 90-99 points	6-22	5-12	1-10									
Scoring between 100-109 points	11-12	4-6	7-6									
Scoring 110 or more points	7-4	2-2	5-2									
Opponent scores less than 80	2-0	0-0	2-0									
Opponent scores between 80-89	5-1	4-0	1-1									
Opponent scores between 90-99	12-18	6-10	6-8									
Opponent scores between 100-109	7-23	2-12	5-11									
Opponent scores 110 or more	1-13	0-7	1-6									

### STARTING LINEUPS

FORWARD/FORWARD/CENTER/GUARD/GUARD	RECORD	FORWARD/FORWARD/CENTER/GUARD/GUARD	RECORD
Brand/Young/Dalembert/Williams/Iguodala	5-9	Brand/Iguodala/Dalembert/Holiday/Iverson	4-4
Smith/Young/Dalembert/Holiday/Iguodala	0-2	Brand/Iguodala/Dalembert/Holiday/Green	5-4
Young/Iguodala/Dalembert/Holiday/Green	1-5	Brand/Iguodala/Dalembert/Holiday/Williams	1-7
Brand/Young/Dalembert/Iguodala/Green	0-1	Young/Iguodala/Dalembert/Holiday/Williams	0-2
Brand/Young/Dalembert/Iverson/Iguodala	0-3	Young/Iguodala/Brand/Holiday/Williams	1-0
Young/Iguodala/Dalembert/Holiday/Iverson	1-1	Brand/Young/Dalembert/Holiday/Iguodala	0-1
Young/Iguodala/Dalembert/Williams/Green	1-1	Brand/Kapono/Dalembert/Holiday/Iguodala	2-9
Young/Iguodala/Dalembert/Williams/Iverson	5-6	Brand/Kapono/Speights/Holiday/Iguodala	1-0

### GAMES MISSED DUE TO INJURIES/SUSPENSIONS

NAME	INJURY/ILLNESS	DATES OUT	GAMES MISSED
Marreese Speights	MCL Sprain, Left Knee	11/18 - 12/14	14
	Right Knee Sprain	3/9 - 3/17	6
Elton Brand	Sore Right Hamstring	11/25 - 11/29	3
	Right Achilles Tendinitis	3/1 - 3/3	2
Lou Williams	Fractured Jaw Bone	11/25 - 12/18	12
	Low Back Pain	3/15; 3/22 - 3/31	6
Jrue Holiday	Right Rotator Cuff Strain	12/5 - 12/9	3
Allen Iverson	Left Knee Arthritis, Left Shoulder Contusion	12/18 - 12/26	4
	Left Knee Arthritis	1/9	1
	Personal Reasons	2/3 - 2/10; 2/23 - 4/14	32
Willie Green	Left Ankle Sprain	12/28 - 12/31	3
	Left Shoulder Injury	2/19 - 2/26	5
Rodney Carney	Sinus Infection	2/9 - 2/10	2
	Right Foot Sesamoid Contusion	3/31 - 4/9	5
Jason Smith	Right Ankle Sprain	2/16 - 2/26	6
	Left Knee Contusion	4/9	1
Francisco Elson	Hernia Surgery	2/19 - 4/6	25
Thaddeus Young	Right Thumb Fracture	3/17 - 4/14	15
		<b>Total Games Missed</b>	<b>145</b>





# Year in Review



## SIXERS 2009-10 QUARTER-BY-QUARTER SCORING

DATE	OPP	H/A	W/L	GM	PHILADELPHIA 76ERS					OPPONENTS					1ST OT	TOTAL				
					1ST	2ND	3RD	4TH	HALF	1ST	2ND	3RD	4TH	HALF						
28-Oct	ORL	A	L	1	27	20	17	22	37	59	29	41	70	30	20	50	120			
30-Oct	MIL	H	W	2	23	18	41	35	23	58	99	18	29	47	20	19	99			
31-Oct	NY	A	W	3	40	30	70	26	26	52	141	25	26	51	30	41	127			
3-Nov	BOS	H	L	4	17	36	18	20	38	74	19	25	44	25	36	61	105			
6-Nov	NY	H	W	5	18	32	50	18	29	47	97	20	27	47	26	21	94			
8-Nov	DET	A	L	6	19	18	37	22	22	44	81	23	20	43	21	24	45	88		
9-Nov	PHO	H	L	7	27	39	66	20	29	49	115	25	29	54	30	35	65	119		
11-Nov	NY	A	W	8	22	21	43	17	22	39	82	21	19	40	18	21	39	79		
13-Nov	UTA	H	L	9	32	18	50	19	21	40	90	30	34	64	28	20	48	112		
14-Nov	CHI	A	L	10	23	18	41	18	29	47	88	22	18	40	23	31	54	94		
18-Nov	CHA	H	W	11	29	23	52	17	17	34	86	22	21	43	22	19	41	84		
20-Nov	MEM	H	L	12	22	28	50	21	26	47	97	28	21	49	29	24	53	102		
21-Nov	CLE	A	L	13	23	28	51	30	14	40	91	36	18	54	21	22	43	97		
24-Nov	WAS	A	L	14	22	24	46	29	32	61	107	23	22	45	40	23	63	108		
25-Nov	BOS	A	L	15	23	29	52	33	25	58	110	27	24	51	28	34	62	113		
27-Nov	ATL	H	L	16	23	18	41	25	20	45	86	26	20	46	29	25	54	100		
29-Nov	SA	A	L	17	23	22	45	25	19	44	89	25	29	54	26	17	43	97		
30-Nov	DAL	A	L	18	23	20	43	29	30	59	102	28	29	57	21	26	47	104		
2-Dec	OKC	A	L	19	33	22	55	27	24	51	106	29	25	54	34	29	63	117		
5-Dec	CHA	A	L	20	22	26	48	38	19	57	105	28	21	49	29	28	57	106		
7-Dec	DEN	H	L	21	26	18	44	21	18	39	83	20	21	41	22	30	52	93		
9-Dec	DET	H	L	22	16	26	42	21	23	44	86	18	24	42	25	23	48	90		
11-Dec	HOU	H	L	23	29	22	51	13	27	40	91	19	29	48	28	20	48	96		
14-Dec	GS	H	W	24	36	35	71	26	20	46	117	24	33	57	11	33	44	101		
16-Dec	CLE	H	L	25	26	29	55	25	21	46	101	32	28	60	23	25	48	108		
18-Dec	BOS	A	W	26	17	25	42	30	26	56	98	24	29	53	23	21	44	97		
19-Dec	LAC	H	L	27	18	29	47	26	26	52	8	107	30	30	60	18	21	39	112	
22-Dec	WAS	A	L	28	21	23	44	35	19	54	98	27	20	47	25	33	58	105		
26-Dec	UTA	A	L	29	19	20	39	25	12	37	76	25	23	48	24	25	49	97		
28-Dec	POR	A	W	30	22	21	43	34	27	61	104	25	24	49	24	20	44	93		
30-Dec	SAC	A	W	31	17	33	50	29	37	66	116	28	22	50	26	30	56	106		
31-Dec	LAC	A	L	32	31	20	51	14	23	37	88	26	23	49	29	26	55	104		
3-Jan	DEN	A	W	33	27	32	59	25	24	49	108	36	24	60	16	29	45	105		
5-Jan	WAS	H	L	34	26	32	58	22	17	39	97	23	21	44	34	26	60	104		
8-Jan	TOR	H	L	35	32	28	60	25	21	46	106	23	26	49	34	25	59	108		
9-Jan	DET	A	W	36	26	30	56	20	28	48	104	10	20	30	29	35	64	94		
11-Jan	NO	H	W	37	27	21	48	27	21	48	96	12	31	43	31	18	49	92		
13-Jan	NY	H	L	38	26	22	48	20	24	44	92	30	17	47	21	25	46	93		
15-Jan	SAC	H	W	39	32	17	49	25	24	49	98	25	22	47	24	15	39	86		
18-Jan	MIN	H	L	40	29	28	57	18	24	42	103	17	23	40	33	26	59	108		
20-Jan	POR	H	L	41	31	21	47	26	22	48	90	22	25	47	24	27	51	98		
22-Jan	DAL	H	W	42	24	30	54	18	20	38	92	25	23	48	12	21	33	81		
23-Jan	IND	A	W	43	27	30	57	29	21	50	107	29	21	50	23	24	47	97		
25-Jan	IND	H	L	44	29	30	59	17	22	39	98	25	31	56	24	29	53	109		
27-Jan	MIL	A	L	45	19	27	46	23	19	42	88	20	28	48	24	19	43	91		
29-Jan	LAL	H	L	46	18	24	42	25	24	49	91	19	32	51	25	23	48	99		
31-Jan	NY	A	W	47	22	24	46	23	14	37	83	25	23	48	12	19	31	79		
3-Feb	CHI	H	W	48	26	19	45	26	23	49	12	106	25	26	51	19	24	43	9	103
5-Feb	NO	A	W	49	25	31	56	20	25	45	101	23	24	47	23	24	47	94	104	
6-Feb	HOU	A	W	50	26	21	47	23	32	55	102	22	35	57	19	19	38	95	105	
9-Feb	MIN	H	W	51	30	43	73	24	22	46	119	23	28	51	25	21	46	97	106	
10-Feb	TOR	A	L	52	24	17	41	22	30	52	93	30	20	50	28	26	54	104		
16-Feb	MIA	H	L	53	21	14	35	17	26	43	78	23	23	46	33	26	59	105		
19-Feb	SA	H	W	54	25	20	45	28	33	61	106	26	26	52	24	18	42	94	106	
20-Feb	CHI	A	L	55	23	16	39	30	21	51	90	25	33	58	30	34	64	122		
23-Feb	GS	A	W	56	37	29	66	24	20	44	110	26	22	48	25	29	54	102		
24-Feb	PHO	A	L	57	25	22	47	27	21	48	95	30	25	58	31	17	48	106		
26-Feb	LAL	A	L	58	25	26	51	18	21	39	90	24	26	50	24	25	49	99		
1-Mar	ORL	H	L	59	36	35	61	20	24	44	105	35	33	68	34	24	58	126		
3-Mar	ATL	A	L	60	22	29	51	17	25	42	93	32	29	61	26	25	51	112		
5-Mar	BOS	H	L	61	25	18	43	24	19	43	86	23	23	46	28	22	50	96		
7-Mar	TOR	A	W	62	24	31	55	34	25	59	114	24	23	47	28	26	54	101		
9-Mar	IND	A	L	63	29	23	52	15	29	44	96	24	30	54	22	31	53	107		
10-Mar	CHA	H	L	64	23	21	44	14	29	43	87	37	25	62	23	17	40	102		
12-Mar	CLE	H	L	65	34	23	57	22	16	38	95	36	25	61	17	22	39	100		
14-Mar	MIA	A	L	66	31	28	49	24	18	42	91	31	26	57	21	26	47	104		
15-Mar	NY	H	L	67	25	30	55	14	15	29	84	26	18	44	29	21	50	94		
17-Mar	NY	H	W	68	32	28	60	21	27	48	108	29	27	49	18	20	48	97		
19-Mar	NY	A	L	69	26	24	50	14	24	38	85	15	33	48	15	29	44	92		
20-Mar	CHI	H	L	70	17	23	40	22	22	44	84	21	31	52	25	21	46	98		
22-Mar	ORL	H	L	71	23	24	47	25	21	46	93	27	29	56	26	27	53	109		
24-Mar	MIL	A	W	72	28	30	58	23	20	43	101	23	22	45	18	23	41	86		
26-Mar	ATL	H	L	73	26	23	49	31	25	56	105	27	24	51	24	23	47	98		
30-Mar	OKC	H	L	74	23	22	45	29	19	48	93	33	23	56	28	27	55	111		
31-Mar	CHA	A	L	75	18	24	42	17	25	42	84	24	28	52	25	26	51	103		
3-Apr	TOR	H	L	76	24	36	60	27	27	54	9	123	26	37	63	36	15	51	14	128
6-Apr	DET	H	L	77	30	31	61	19	23	42	103	34	27	61	30	33	63	124	129	
7-Apr	MIA	A	L	78	22	47	53	18	48	95	87	27	26	53	28	42	46	96	99	
9-Apr	MIL	H	L	79	15	21	36	24	30	54	90	24	24	48	17	30	47	95	100	
10-Apr	MEM	A	W	80	21	30	51	35	34	69	120	26	32	58	20	23	43	101		
12-Apr	MIA	H	L	81	27	27	54	32	19	51	105	27	26	53	29	25	54	107		
14-Apr	ORL	A	L	82	20	30	50	20	41	61	111	37	26	63	30	32	62	125		
TOTALS					2035	2051	4086	1943	1933	3876	52	8014	2084	2106	4190	2049	2045	4094	50	8334
AVERAGES					24.8	25.0	49.8	23.7	23.6	47.3	10.4	97.7	25.4	25.7	51.1	25.0	24.9	49.9	10.0	101.6

# Year In Review



## SIXERS 2009-10 MISCELLANEOUS SCORING

DATE	OPP	H/A	W/L	GM	PHILADELPHIA 76ERS					OPPONENTS					1ST OT	TOTAL
					BENCH	PTS	AVG	PAINT	AVG	CHANGE	AVG	BENCH	PTS	AVG		
28-Oct	ORL	A	L	1	55	55.0	44	44.0	14	14.0	13	13.0	20			





# Year in Review



## 2009-10 NBA STANDINGS

### EASTERN CONFERENCE

#### ATLANTIC DIVISION

TEAM	W	L	PCT	GB	HOME	ROAD
BOSTON	50	32	.610	-	24-17	26-15
TORONTO	40	42	.488	10	25-16	15-26
NEW YORK	29	53	.354	21	18-23	11-30
PHILADELPHIA	27	55	.329	23	12-29	15-26
NEW JERSEY	12	70	.146	38	8-33	4-37

#### CENTRAL DIVISION

TEAM	W	L	PCT	GB	HOME	ROAD
CLEVELAND	61	21	.744	-	35-6	26-15
MILWAUKEE	46	36	.561	15	28-13	18-23
CHICAGO	41	41	.500	20	24-17	17-24
INDIANA	32	50	.390	29	23-18	9-32
DETROIT	27	55	.329	34	17-24	10-31

#### SOUTHEAST DIVISION

TEAM	W	L	PCT	GB	HOME	ROAD
ORLANDO	59	23	.720	-	34-7	25-16
ATLANTA	53	29	.646	6	34-7	19-22
MIAMI	47	35	.573	12	24-17	23-18
CHARLOTTE	44	38	.537	15	31-10	13-28
WASHINGTON	26	56	.317	33	15-26	11-30

### WESTERN CONFERENCE

#### SOUTHWEST DIVISION

TEAM	W	L	PCT	GB	HOME	ROAD
DALLAS	55	27	.671	-	28-13	27-14
SAN ANTONIO	50	32	.610	5	29-12	21-20
HOUSTON	42	40	.512	13	23-18	19-22
MEMPHIS	40	42	.488	15	23-18	17-24
NEW ORLEANS	37	45	.451	18	24-17	13-28

#### NORTHWEST DIVISION

TEAM	W	L	PCT	GB	HOME	ROAD
DENVER	53	29	.646	-	34-7	19-22
UTAH	53	29	.646	-	32-9	21-20
PORTLAND	50	32	.610	3	26-15	24-17
OKLAHOMA CITY	50	32	.610	3	27-14	23-18
MINNESOTA	15	67	.183	38	10-31	5-36

#### PACIFIC DIVISION

TEAM	W	L	PCT	GB	HOME	ROAD
L.A. LAKERS	57	25	.695	-	34-7	23-18
PHOENIX	54	28	.659	3	32-9	22-19
L.A. CLIPPERS	29	53	.354	28	21-20	8-33
GOLDEN STATE	26	56	.317	31	18-23	8-33
SACRAMENTO	25	57	.305	32	18-23	7-34

## 2009-10 NBA TEAM HEAD-TO-HEAD COMPARISON

TEAM	ATL	CHA	CLE	DEN	GS	IND	LAL	MIA	MIN	NO	OKC	PHI	POR	SA	UTA	WAS
<b>ATLANTIC DIVISION</b>																
BOS	0	-	3	2	2	1	1	2	1	1	2	1	1	1	1	3
TOR	1	0	2	2	1	1	0	4	0	1	2	2	1	0	2	1
NY	3	1	2	1	0	1	1	3	0	0	1	2	2	-	0	3
PHI	1	1	1	0	1	1	1	2	1	1	0	2	1	1	1	0
NJ	0	1	2	2	0	0	1	0	0	0	0	0	0	1	0	0
<b>CENTRAL DIVISION</b>																
CLE	3	2	1	2	-	1	0	4	2	1	3	2	2	1	3	1
MIL	1	2	2	3	1	0	2	2	2	0	4	1	0	2	3	1
CHI	1	2	3	-	2	0	0	4	1	2	3	0	0	1	2	1
IND	0	1	2	1	1	0	0	0	1	2	1	2	1	1	0	2
DET	2	1	1	0	0	0	1	1	0	0	0	1	1	1	0	4
<b>SOUTHEAST DIVISION</b>																
ORL	3	3	3	2	2	1	1	3	2	2	3	2	1	1	3	1
ATL	-	4	2	3	1	1	1	2	1	2	2	3	1	1	2	4
MIA	3	0	1	3	0	0	1	2	2	2	4	1	1	1	2	1
CHA	2	0	-	1	3	0	1	2	2	2	1	1	3	2	0	1
WAS	0	0	1	1	1	1	0	0	2	0	1	0	0	1	0	-
<b>SOUTHWEST DIVISION</b>																
DAL	1	1	2	2	1	-	2	2	3	2	2	3	2	2	3	1
SA	1	1	1	0	1	1	2	1	3	2	2	4	2	2	3	1
HOU	0	1	1	0	1	2	1	1	3	-	0	2	1	4	0	2
MEM	0	1	0	2	1	1	1	1	2	1	0	3	2	2	2	2
NO	1	1	1	0	0	2	1	1	3	3	2	4	1	2	1	1
<b>NORTHWEST DIVISION</b>																
DEN	1	1	1	2	2	1	-	1	4	2	2	2	3	3	1	0
UTA	0	1	2	2	1	3	1	2	2	3	2	1	1	2	2	4
POR	0	0	2	1	0	3	1	2	2	2	3	2	2	1	3	1
OKC	2	1	1	0	2	1	1	2	1	2	2	1	2	2	1	2
MIN	0	0	0	0	0	1	1	0	0	1	1	0	1	0	0	2
<b>PACIFIC DIVISION</b>																
LAL	1	1	1	2	0	2	1	2	4	3	2	2	2	2	3	1
PHO	1	2	0	1	0	1	3	2	3	4	1	4	1	2	3	1
LAC	0	1	1	2	0	0	1	2	2	1	1	-	2	2	1	1
GS	1	1	0	1	0	1	0	1	0	1	2	0	2	0	3	2
SAC	0	0	0	1	0	0	2	1	2	1	1	2	1	1	2	1

# Year In Review



## 2009-10 NBA INDIVIDUAL STATISTICAL LEADERS

SCORING AVERAGE	G	FG	FT	PTS	AVG	REBOUNDS PER GAME	G	OFF	DEF	TOT	AVG	ASSISTS PER GAME	G	AST	AVG	
Durant, OKC.	82	794	756	2472	30.1	Howard, Or.	82	284	798	1082	13.2	Nash, Pho.	81	892	11.0	
James, Cle.	76	768	593	2258	29.7	Camby, LA-C-Por.	74	249	622	871	11.8	Paul, N.O.	45	480	10.7	
Anthony, Den.	69	658	508	1943	28.2	Randolph, Mem.	81	330	620	950	11.7	Williams, Utah	76	798	10.5	
Bryant, LA-L	73	716	439	1970	27.0	Lee, N.Y.	81	228	721	949	11.7	Rondo, Bos.	81	794	9.8	
Wade, Mia.	67	719	534	2045	26.6	Boozer, Utah	78	181	693	874	11.2	Kidd, Dal.	80	724	9.1	
Ellis, G.S.	64	631	292	1631	25.5	Bosh, Tor.	70	205	554	759	10.8	James, Cle.	76	651	8.6	
Nowitzki, Dal.	81	720	536	2027	25.0	Murphy, Ind.	72	129	608	737	10.2	B. Davis, LA-C	75	598	8.0	
Granger, Ind.	62	488	363	1497	24.1	Duncan, S.A.	78	221	567	788	10.1	Westbrook, OKC.	82	652	8.0	
Bosh, Tor.	70	600	470	1678	24.0	Wallace, Cha.	76	150	612	762	10.0	Harris, N.O.	64	423	6.6	
Stoudemire, Pho.	82	704	487	1896	23.1	Horford, Atl.	81	236	563	799	9.9	Wade, Mia.	77	501	6.5	
Johnson, Atl.	76	635	220	1619	21.3	Odom, LA-L	82	184	618	802	9.8	Rose, Chi.	78	469	6.0	
Rose, Chi.	78	672	259	1619	20.8	<b>Dalembert, Phi.</b>	<b>82</b>	<b>239</b>	<b>545</b>	<b>784</b>	<b>9.6</b>	Calderson, Tor.	68	404	5.9	
Randolph, Mem.	81	652	362	1681	20.8	Haywood, Was.-Dal.	77	278	437	715	9.3	Curry, G.S.	80	472	5.9	
Jackson, G.S.-Cha.	81	600	338	1667	20.6	Kaman, LA-C	76	184	520	704	9.3	<b>Iguodala, Phi.</b>	<b>82</b>	<b>472</b>	<b>5.8</b>	
Lee, N.Y.	81	686	268	1640	20.2	Jefferson, Min.	76	180	523	703	9.3	Evans, Sac.	72	414	5.8	
Evans, Sac.	72	533	348	1450	20.1	Okafor, N.O.	82	251	491	742	9.0	Jennings, Mil.	82	470	5.7	
Magette, G.S.	70	457	460	1387	19.8	Stoudemire, Pho.	82	230	502	732	8.9	Collison, N.O.	76	432	5.7	
Gay, Mem.	80	600	301	1567	19.6	Jos. Smith, Atl.	81	223	482	705	8.7	Billups, Den.	73	409	5.6	
Brooks, Hou.	82	575	245	1604	19.6	Lopez, N.J.	82	270	439	709	8.6	Mellor, Cha.	80	446	5.6	
Billups, Den.	73	402	466	1427	19.5	Scola, Hou.	82	175	530	705	8.6	Filton, Por.	82	445	5.4	
<b>FIELD GOAL PCT.</b>	<b>G</b>	<b>FGA</b>	<b>PCT</b>	<b>G</b>	<b>FGA</b>	<b>PCT</b>	<b>G</b>	<b>3PT</b>	<b>FGA</b>	<b>PCT</b>	<b>G</b>	<b>FTA</b>	<b>PCT</b>	<b>G</b>	<b>FTA</b>	<b>PCT</b>
Howard, Or.	510	834	.612	Miller, Was.	519	110	.536	Curry, G.S.	59	110	.536	Nash, Pho.	211	225	.938	
Perkins, Bos.	314	522	.602	Miller, Was.	82	171	.480	Novitzki, Dal.	536	586	.915	Novitzki, Dal.	231	253	.913	
Nene, Den.	421	717	.587	Gibson, Cle.	71	149	.477	R. Allen, Bos.	231	253	.913	Billups, Den.	466	512	.910	
Gasol, Mem.	378	651	.581	Dudley, Pho.	120	262	.458	Ridnour, Mil.	127	140	.907	Durant, OKC.	756	840	.900	
Bynum, LA-L	392	688	.570	Morrow, G.S.	140	307	.456	Curry, G.S.	166	380	.437	M. Williams, Cle.	177	198	.894	
Boozer, Utah	617	1098	.562	Frye, Pho.	172	392	.439	Foye, Was.	129	145	.890					



# Year in Review



## 2009-10 NBA TEAM STATISTICS (TOTALS FOR)

TEAM	G	FIELD GOALS			3-POINTERS			FREE THROWS			REBOUNDS					MISCELLANEOUS					SCORING	
		MADE	ATT.	PCT.	MADE	ATT.	PCT.	MADE	ATT.	PCT.	OFF.	DEF.	TOT.	AST	PF	DQ	STL	TO	BLK	PTS	AVG.	
Phoe.	82	3339	6788	.492	730	1770	.412	1631	2117	.770	910	2616	3526	1912	1713	10	479	1210	418	9039	110.2	
G.S.	82	3329	7094	.469	633	1687	.375	1631	2085	.782	753	2397	3150	1839	1886	21	761	1204	340	8922	108.8	
Den.	82	3124	6678	.468	544	1517	.359	1937	2508	.772	889	2505	3364	1719	1844	15	683	1136	417	8729	106.5	
Utah	82	3227	6575	.491	439	1207	.364	1654	2233	.741	872	2588	3460	2187	1859	17	675	1246	400	8547	104.2	
Tor.	82	3199	6631	.482	518	1397	.371	1618	2118	.764	806	2507	3313	1804	1819	11	469	1100	384	8534	104.1	
Orl.	82	3005	6394	.470	841	2241	.375	1575	2176	.724	810	2736	3546	1615	1629	7	512	1155	456	8426	102.8	
Mem.	82	3223	6875	.469	344	1020	.337	1614	2202	.733	1070	2496	3566	1543	1655	13	645	1248	399	8404	102.5	
Hou.	82	3094	6923	.447	646	1838	.351	1561	2022	.772	971	2471	3442	1790	1712	7	583	1188	318	8395	102.4	
Clev.	82	3101	6391	.485	602	1582	.381	1569	2180	.720	791	2692	3483	1835	1591	6	564	1137	425	8373	102.1	
N.Y.	82	3127	6876	.455	743	2145	.346	1376	1759	.782	836	2477	3313	1772	1638	9	586	1148	305	8373	102.1	
Dall.	82	3140	6760	.464	558	1498	.372	1526	1870	.816	834	2586	3420	1917	1563	9	624	1059	449	8364	102.0	
LA-L	82	3144	6875	.457	532	1562	.341	1519	1985	.765	973	2662	3635	1730	1592	5	612	1096	400	8339	101.7	
Atl.	82	3181	6801	.468	524	1455	.360	1452	1914	.759	969	2451	3420	1789	1632	6	592	1090	413	8338	101.7	
O.K.C.	82	3063	6629	.462	418	1229	.340	1778	2210	.805	960	2607	3567	1639	1743	17	654	1227	481	8322	101.5	
S.A.	82	3150	6659	.473	554	1547	.358	1458	1969	.740	887	2621	3508	1829	1669	11	516	1116	381	8312	101.4	
Ind.	82	3020	6823	.443	659	1896	.348	1564	2019	.775	785	2618	3403	1730	1848	16	585	1232	439	8263	100.8	
N.O.	82	3178	6842	.464	571	1572	.363	1293	1661	.778	852	2450	3302	1828	1606	6	625	1103	300	8220	100.2	
Sac.	82	3144	6895	.456	482	1383	.349	1430	1969	.726	977	2518	3495	1679	1827	14	564	1226	366	8200	100.0	
Bos.	82	3039	6294	.483	499	1433	.348	1559	2090	.746	716	2449	3165	1930	1816	10	701	1219	402	8136	99.2	
Minn.	82	3106	6923	.449	403	1181	.341	1436	1926	.746	962	2556	3518	1626	1699	12	597	1333	306	8051	98.2	
Port.	82	2974	6453	.461	491	1388	.354	1606	2033	.790	913	2383	3296	1744	1715	10	523	1012	350	8045	98.1	
Phil.	82	<b>3087</b>	<b>6706</b>	<b>.460</b>	<b>474</b>	<b>1381</b>	<b>.343</b>	<b>1366</b>	<b>1808</b>	<b>.756</b>	<b>941</b>	<b>2421</b>	<b>3362</b>	<b>1723</b>	<b>1677</b>	<b>10</b>	<b>667</b>	<b>1192</b>	<b>439</b>	<b>8014</b>	<b>97.7</b>	
Milw.	82	3057	6998	.436	645	1813	.356	1624	1675	.755	965	2560	3525	1740	1827	11	580	1085	385	8009	97.7	
Chi.	82	3081	6825	.451	352	1066	.330	1479	1962	.754	937	2715	3652	1704	1648	20	531	1175	478	7993	97.5	
Miami	82	2984	6518	.458	494	1236	.346	1452	1931	.752	875	2553	3428	1548	1710	7	605	1079	457	7914	96.5	
Wash.	82	3008	6700	.449	432	1225	.353	1444	1895	.762	966	2458	3424	1557	1752	13	493	1219	421	7892	96.2	
LA-C	82	3002	6601	.455	483	1457	.332	1362	1867	.730	927	2502	3429	1810	1581	6	532	1285	466	7849	95.7	
Cha.	82	2858	6306	.453	460	1331	.346	1637	2180	.751	858	2490	3348	1658	1597	9	632	1290	446	7813	95.3	
Det.	82	2940	6602	.445	374	1190	.314	1635	1998	.728	1053	2242	3295	1591	1822	12	596	1100	313	7709	94.0	
N.J.	82	2813	6554	.429	377	1185	.318	1572	2015	.780	897	2358	3255	1540	1643	3	573	1182	393	7575	92.4	

## 2009-10 NBA TEAM STATISTICS (TOTALS AGAINST)

TEAM	G	FIELD GOALS			3-POINTERS			FREE THROWS			REBOUNDS					MISCELLANEOUS					SCORING	
		MADE	ATT.	PCT.	MADE	ATT.	PCT.	MADE	ATT.	PCT.	OFF.	DEF.	TOT.	AST	PF	DQ	STL	TO	BLK	PTS	AVG.	DIFF
Cha.	2925	6536	448	573	1696	.338	1270	1710	.743	868	2382	3250	1666	1804	11	614	1256	502	7693	93.8	+1.5	
Miami	2813	6408	439	524	1531	.342	1577	2091	.754	856	2483	3339	1545	1639	9	517	1184	355	7247	94.2	+2.3	
Port.	2950	6352	464	480	1399	.343	1394	1870	.745	801	2322	3123	1583	1767	21	485	1104	333	7774	94.8	+3.3	
Orl.	2955	6739	438	522	1437	.363	1380	1830	.754	800	2481	3281	1550	1819	11	551	1050	288	7812	95.3	+7.5	
Bos.	2880	6390	451	470	1375	.342	1606	2152	.746	868	2418	3286	1585	1777	9	578	1283	386	7836	95.6	+3.7	
Clev.	2935	6633	442	524	1511	.347	1444	1907	.757	794	2366	3160	1661	1708	10	542	1045	325	7838	95.6	+6.5	
Milw.	2870	6361	451	438	1276	.343	1692	2211	.765	790	2722	3512	1581	1664	11	573	1254	421	7870	96.0	+1.7	
S.A.	3025	6691	452	412	1200	.343	1433	1896	.756	814	2427	3241	1576	1672	8	567	1032	417	7895	96.3	+5.1	
LA-L	3050	6840	446	520	1585	.328	1332	1776	.750	914	2546	3460	1792	1737	12	573	1159	363	7952	97.0	+4.7	
Atl.	3048	6623	460	480	1392	.345	1380	1852	.745	922	2471	3393	1719	1582	7	506	1135	359	7956	97.0	+4.7	
O.K.C.	3007	6718	448	481	1414	.340	1541	2018	.764	937	2397	3334	1618	1755	13	616	1238	344	8036	98.0	+3.5	
Utah	2908	6471	449	552	1559	.354	1741	2286	.762	837	2376	3213	1628	1818	13	632	1238	485	8109	98.9	+5.3	
Chi.	3043	6885	442	548	1680	.348	1457	1958	.744	916	2589	3505	1715	1643	7	578	1090	438	8127	99.1	-1.6	
Det.	2965	6172	480	568	1514	.375	1630	2124	.767	814	2420	3234	1898	1702	11	549	1174	401	8128	99.1	-5.1	
Dall.	3107	6805	457	525	1515	.347	1402	1849	.758	922	2592	3514	1659	1652	6	563	1195	337	8141	99.3	+2.7	
Wash.	3083	6664	463	528	1466	.360	1590	2088	.761	935	2530	3465	1727	1684	6	569	1115	415	8284	101.0	+4.8	
N.J.	3172	6593	481	468	1278	.361	1511	2021	.748	925	2683	3608	1960	1647	8	638	1149	421	8323	101.5	-9.1	
Phil.	<b>3105</b>	<b>6573</b>	<b>.472</b>	<b>606</b>	<b>1542</b>	<b>.393</b>	<b>1518</b>	<b>1983</b>	<b>.766</b>	<b>888</b>	<b>2470</b>	<b>3358</b>	<b>1810</b>	<b>1534</b>	<b>4</b>	<b>621</b>	<b>1189</b>	<b>432</b>	<b>8334</b>	<b>101.6</b>	<b>-3.9</b>	
LA-C	3193	6792	470	529	1457	.363	1455	1910	.762	879	2490	3369	1926	1588	8	686	1059	363	8370	102.1	-6.4	
Den.	3088	6766	456	523	1498	.349	1695	2207	.768	955	2513	3468	1723	1943	9	578	1235	438	8394	102.4	+4.1	
N.O.	3250	6730	483	539	1517	.355	1383	1841	.751	870	2586	3456	1925	1597	10	574	1177	367	8422	102.7	-2.5	
Hou.	3236	6810	475	489	1344	.364	1464	1917	.764	875	2632	3507	1716	1840	21	597	1207	532	8425	102.7	-0.4	
Ind.	3113	6875	453	510	1405	.363	1474	2346	.756	969	2852	3821	1694	1709	11	654	1227	414	8510	103.8	-3.0	
Mem.	3277	6849	479	572	1618	.354	1402	1858	.755	907	2349	3256	1875	1840	19	635	1165	501	8528	104.0	-1.5	
Sac.	3199	6828	468	497	1391	.357	1663	2149	.774	909	2538	3447	1683	1650	12	586	1120	468	8558	104.4	-4.4	
Phoe.	3235	7165	452	561	1582	.355	1606	2114	.760	1081	2391	3472	1704	1789	11	646	1065	365	8637	105.3	+4.9	
Tor.	3104	6824	468	609	1665	.366	1663	2146	.784	933	2453	3386	1889	1730	12	580	1040	360	8686	105.9	-1.8	
N.Y.	3352	6902	486	553	1571	.352	1429	1896	.754	959	2724	3683	1723	1576	13	585	1182	368	8686	105.9	-3.8	
Minn.	3343	6961	480	518	1690	.366	1534	1981	.774	917	2640	3557	2103	1686	10	721	1173	442	8838	107.8	-9.6	
G.S.	3409	7033	485	567	1514	.375	1832	2390	.767	1100	2842	3942	1979	1757	9	645	1442	407	9217	112.4		





# Year in Review



## 2009-10 NBA TEAM STATISTICS (RANK FOR)

	ATL	BOS	CHA	CHI	CLE	DAL	DEN	DET	GS	HOU	IND	LAC	LAL	MEM	MIA	MIL	MIN	NJ	NO	NY	OKC	ORL	PHI	PHO	POR	SAC	SA	TOR	UTA	WAS
PPG	13	19	28	24	9	11	3	29	2	8	16	27	12	7	25	23	20	30	17	9	14	6	22	1	21	18	15	5	4	26
FG%	11	4	22	23	3	12	10	27	8	26	28	20	18	9	17	29	25	30	13	21	14	7	16	1	15	19	6	5	2	24
FT%	15	21	20	18	30	1	9	27	5	10	8	26	12	25	19	17	22	6	7	4	2	29	16	11	3	28	24	13	23	14
3PT%	9	17	21	28	2	5	10	30	4	15	18	27	24	26	19	12	23	29	8	20	25	3	22	1	13	16	11	6	7	14
ORPG	6	30	21	12	27	24	17	2	29	5	28	13	4	1	19	8	9	16	22	23	10	25	11	15	14	3	18	26	20	7
DRPG	23	25	19	2	3	10	16	30	27	21	6	17	4	18	13	11	12	29	24	20	8	1	26	7	28	14	5	15	9	22
RPG	17	29	22	1	11	17	20	27	30	13	19	14	2	4	15	7	12	19	13	20	9	16	6	27	5	29	25	21	26	30
APG	12	2	22	19	6	3	18	26	5	11	15	9	15	29	28	14	24	30	8	13	23	25	17	4	21	20	7	10	1	27
SPG	15	2	8	24	21	10	3	14	1	18	17	23	11	7	12	19	13	20	9	16	6	27	5	29	25	21	26	30	4	28
TPG	1	21	29	15	12	3	11	7	19	17	25	28	6	27	4	5	30	16	9	13	24	14	18	20	2	23	10	7	26	21
BPG	14	15	7	2	10	6	13	27	25	26	8	3	16	18	4	20	28	19	30	29	1	5	8	12	24	23	22	21	16	11
FPG	8	22	5	11	3	1	27	24	30	17	28	2	4	12	16	25	15	10	6	9	20	7	14	18	19	26	13	23	29	21
DQ	3	13	10	29	3	10	25	20	30	7	26	3	2	22	7	17	20	1	3	10	27	7	13	13	13	24	17	17	27	22

## 2009-10 NBA TEAM STATISTICS (RANK AGAINST)

	ATL	BOS	CHA	CHI	CLE	DAL	DEN	DET	GS	HOU	IND	LAC	LAL	MEM	MIA	MIL	MIN	NJ	NO	NY	OKC	ORL	PHI	PHO	POR	SAC	SA	TOR	UTA	WAS
PPG	10	5	1	13	6	15	20	14	30	22	13	19	9	24	2	7	29	17	21	28	11	4	18	26	3	25	8	27	12	16
FC%	16	9	6	3	4	15	14	26	29	23	13	21	5	24	2	10	25	27	28	30	7	1	22	11	18	20	12	19	8	17
FT%	3	5	1	2	15	16	27	26	25	22	14	20	7	12	11	23	29	6	8	9	21	10	24	17	4	28	13	30	19	20
3PT%	9	4	2	12	11	10	13	29	28	24	21	22	1	15	5	7	25	27	18	14	3	23	30	17	6	19	8	26	16	20
ORPG	20	9	9	18	2	20	26	5	30	12	28	13	17	15	8	1	19	22	11	27	25	3	14	29	4	16	5	23	7	24
DRPG	13	8	5	22	3	23	17	9	29	24	30	16	20	2	15	27	25	26	21	28	7	14	12	6	1	19	10	11	4	18
RPG	15	9	6	22	2	25	20	4	30	23	13	18	7	11	24	26	27	17	28	10	8	12	21	1	16	5	14	3	19	
APG	17	6	11	15	10	9	18	25	29	16	13	27	21	23	1	4	30	28	26	18	7	2	22	14	5	12	3	24	8	20
SPG	2	13	20	13	4	7	13	5	26	19	28	29	10	24	3	10	30	25	12	17	21	6	22	27	1	18	8	16	23	9
TPG	20	2	3	24	28	10	7	15	1	9	8	26	18	17	12	4	16	19	14	13	5	27	11	25	23	21	30	29	5	22
BPG	7	15	29	23	2	5	23	16	17	30	18	9	9	28	6	21	25	21	12	13	14	1	3	11	4	27	20	8	26	19
FPG	28	8	6	24	15	2	1	16	10	21	14	27	12	21	25	20	17	23	26	29	11	4	30	7	9	22	19	13	5	18
DQ	26	19	10	26	16	26	19	10	19	1	10	23	7	3	19	10	16	23	16	4	4	10	30	10	1	7	23	7	4	29

## 2009-10 NBA TEAM STATISTICS (COMBINED RANK)

	ATL	BOS	CHA	CHI	CLE	DAL	DEN	DET	GS	HOU	IND	LAC	LAL	MEM	MIA	MIL	MIN	NJ	NO	NY	OKC	ORL	PHI	PHO	POR	SAC	SA	TOR	UTA	WAS
Pt/diff.	7	9	15	18	2	12	8	27	22	16	21	28	6	17	13	14	30	29	20	23	10	1	24	5	11	25	4	19	3	26
OR%	5	28	17	16	22	26	19	2	30	12	29	11	7	1	20	18	15	21	23	27	3	25	9	10	4	6	14	24	13	8
DR%	24	13	10	8	2	15	26	19	30	12	22	11	9	20	6	3	16	28	14	27	17	1	21	29	7	18	4	23	5	25
REB%	15	27	18	11	7	24	22	2	30	16	29	13	9	1	14	5	19	26	21	28	8	10	17	23	4	12	3	25	6	20

## MISCELLANEOUS STATS

TEAM	PPG GAME		FG%		TPG		REB % >		100 PTS		OVERTIME		3-PT GAMES		10+ PTS			
	OWN	OPP.	OWN	OPP.	OWN	OPP.	OFF.	DEF.	TOT.	OWN	OPP.	W	L	W	L	W	L	
Atlanta	101.7	97.0	.468	.460	12.0*	13.8	.282	.727	.504	34	52	4	3	4	6	31	9	
Boston	99.2	95.6	.483	.451	14.9	15.6	.228	.738	.483	46	50	3	1	8	6	23	10	
Charlotte	95.3	93.8*	.453	.448	15.7	15.3	.265	.742	.503	53	61	4	3	9	7	21	11	
Chicago	97.5	99.1	.451	.442	14.3	13.3	.266	.748	.507	52	44	5	2	7	5	15	21	
Cleveland	102.1	95.6	.485	.442	13.9	12.7	.251	.772	.511	32	57	2	2	7	8	32	5	
Dallas	102.0	99.3	.464	.457	12.9	14.6	.243	.737	.490	40	42	5	3	9	2	21	14	
Denver	106.5	102.4	.468	.456	13.9	15.1	.261	.724	.493	30	33	4	0	9	4	29	13	
Detroit	94.0	99.1	.445	.480	13.4	14.3	.303	.734	.518	60	47	3	1	4	1	7	29	
Golden State	108.8	112.4	.469	.485	14.7	17.6*	.209	.685	.447	20	9	0	2	2	8	14	28	
Houston	102.4	102.7	.447	.475	14.5	14.7	.269	.738	.504	31	37	4	3	5	5	17	15	
Indiana	100.8	103.8	.443	.453	15.0	15.0	.216	.730	.473	40	29	0	1	3	5	20	28	
L.A. Clippers	95.7	102.1	.455	.470	15.7	12.9	.271	.740	.506	56	36	1	0	5	3	12	35	
L.A. Lakers	101.7	97.0	.457	.446	13.4	14.1	.276	.744	.510	37	51	4	1	11	7	27	13	
Memphis	102.5	104.0	.469	.478	15.2	14.2	.313*	.733	.523*	34	29	3	5	6	4	17	26	
Miami	96.5	94.2	.458	.439	13.2	14.4	.261	.749	.505	50	53	4	2	7	3	27	18	
Milwaukee	97.7	96.0	.436	.451	13.2	15.3	.262	.764	.513	53	48	4	6	7	12	19	17	
Minnesota	98.2	107.8	.449	.480	16.3	14.3	.267	.736	.502	46	25	1	1	3	9	4	39	
New Jersey	92.4	101.5	.429	.481	14.4	14.0	.251	.718	.484	64	38	1	1	1	7	5	44	
New Orleans	100.2	102.7	.464	.483	13.5	14.4	.248	.738	.493	43	35	3	3	6	3	5	24	
New York	102.1	105.9	.455	.486	14.0	14.4	.235	.721	.478	40	26	2	5	4	6	10	28	
Oklahoma City	101.5	98.0	.462	.448	15.0	15.1	.286	.736	.511	39	44	1	4	7	11	25	9	
Orlando	102.8	95.3	.470	.438*	14.1	12.8	.246	.774*	.510	35	57	2	0	3	4	39	6	
Philadelphia	<b>97.7</b>	<b>101.6</b>	<b>.460</b>	<b>.472</b>	<b>14.5</b>	<b>14.5</b>	<b>.276</b>	<b>.732</b>	<b>.504</b>	<b>48</b>	<b>38</b>	<b>2</b>	<b>3</b>	<b>6</b>	<b>8</b>	<b>15</b>	<b>26</b>	
Phoenix	110.2*	105.3	.492*	.452	14.8	13.0	.276	.708	.492	12	20	1	1	1	5	4	31	10
Portland	98.1	94.8	.461	.464	12.3	13.5	.282	.748	.515	45	58	1	5	6	3	24	13	
Sacramento	100.0	104.4	.456	.469	15.0	13.7	.278	.735	.506	36	29	2	4	6	7	10	27	
San Antonio	101.4	96.3	.473	.452	13.6	12.6	.268	.763	.515	39	55	1	3	6	4	34	9	
Toronto	104.1	105.9	.482	.468	13.4	12.7	.247	.729	.488	24	24	2	2	6	5	19	24	
Utah	104.2	98.9	.491	.449	15.2	15.1	.268	.756	.512	26	46	3	0	5	3	32	14	
Washington	96.2	101.0	.449	.463	14.9	13.6	.276	.724	.500	51	43	0	5	5	12	11	31	
COMPOSITE: 2460 games		100.4		461		14.2		263	.737	1216	1216	72		172		596		

\* - League Leader

# Atlanta Hawks



## GENERAL INFORMATION

Franchise Timeline (Established) .....Tri-Cities Blackhawks (1949-50), Milwaukee Hawks (1951-52),  
 ..... St. Louis Hawks (1955-56), Atlanta Hawks (1968-69)  
 Address .....101 Marietta Street, Suite 1900, Atlanta, GA 30303  
 Board of Managers .....Bruce Levenson, Michael Gearon, Steven Belkin, Ed Peskowitz,  
 .....Rutherford Seydel, Todd Foreman, Felix Riccio, Michael Gearon Sr., Beau Turner  
 Executive Vice President/General Manager .....Larry Drew  
 Assistant General Managers .....David Pendergraft, Scott Wilkinson  
 Head Coach .....Larry Drew  
 Assistant Coaches .....Lester Conner, Bob Bender, Tyrone Hill  
 Assistant Coach/Player Performance .....Pete Radulovic  
 Head Athletic Trainer .....Wally Blase  
 Public Relations .....Arthur Triche, Jon Steinberg, Jason Roose  
 Home Court .....Phillips Arena (18,729)



Larry Drew

### 2010-11 SCHEDULE

10/29/10 @ PHI  
 12/3/10 @ ATL  
 2/8/11 @ ATL  
 3/23/11 @ PHI

### ALL-TIME SERIES RESULTS

Overall: 180-169  
 Home: 103-53  
 Away: 58-102  
 Neutral: 19-14

### PLAYOFFS

Home: 4-0  
 Away: 2-1  
 Overall: 6-1

### BROADCAST INFORMATION

Radio .....99X (97.9FM); Steve Holman,  
 Television .....FSN South/Sport South; Bob Rathbun, Dominique Wilkins, James Verrett

## ALL-TIME SERIES INFORMATION

**SIXERS**  
 Largest Margin of Victory: 47, 12/8/82  
 Most Pts. Scored: 144, 2/23/61  
 Fewest Pts. Scored: 68, 4x last 2/26/54

**HAWKS**  
 Largest Margin of Victory: 42, 4/5/89  
 Most Pts. Scored: 149, 1/30/93  
 Fewest Pts. Scored: 59, 11/10/53

## SIXERS 2009-10 SEASON SERIES STATISTICS VS. HAWKS

PLAYER	G-GS	MIN	FG-A	PCT	3FG-A	PCT	FTA	PCT	OFF	DEF	TOT	AST	PF	DD	STL	TO	BLK	PTS	AVG	HI
Williams	1-1	38	11-15	.733	1-2	.500	7-10	.700	1	2	3	3	2-0	3	2	1	30	30.0	30	
Iguodala	3-3	115	21-42	.500	4-10	.400	6-12	.500	5	19	24	24	6-0	4	17	3	52	17.3	25	
Young	2-2	80	13-24	.542	3-3	1.000	2-3	.667	1	4	5	3	3-0	0	6	0	31	15.5	22	
Brand	1-1	37	7-15	.467	0-0	---	0-0	---	3	3	6	0	1-0	3	2	1	14	14.0	14	
Kapono	2-1	58	8-18	.444	6-10	.600	0-0	---	0	7	7	1	5-0	4	5	0	22	11.0	14	
Green	3-0	61	12-27	.444	3-5	.600	3-4	.750	2	3	5	6	7-0	1	2	0	30	10.0	17	
Smith	3-1	58	13-24	.542	0-4	.000	3-3	1.000	5	7	12	2	10-0	1	1	4	29	9.7	14	
Dalembert	3-2	94	10-16	.625	0-0	---	8-11	.727	5	20	25	4	4-0	1	6	8	28	9.3	14	
Carney	3-0	57	5-14	.357	1-5	.200	9-10	.900	1	7	8	6	3-0	3	0	0	20	6.7	13	
Holiday	3-3	85	7-26	.269	0-5	.000	5-6	.833	2	2	4	20	9-0	9	4	0	19	6.3	13	
Speights	2-1	33	4-14	.286	0-0	---	1-2	.500	2	3	5	2	5-0	0	1	1	9	4.5	8	
Meeks	1-0	3	0-1	.000	0-1	.000	0-0	---	0	0	0	0	0-0	0	0	0	0	0.0	0	
76ERS	3	720	111-236	.470	18-45	.400	44-61	.721	27	77	104	71	55-0	29	46	18	284	94.7	105	

## HAWKS 2009-10 SEASON SERIES STATISTICS VS. SIXERS

PLAYER	G-GS	MIN	FG-A	PCT	3FG-A	PCT	FTA	PCT	OFF	DEF	TOT	AST	PF	DD	STL	TO	BLK	PTS	AVG	HI
Crawford	3-0	91	20-39	.513	7-17	.412	9-9	1.000	2	6	8	11	7-0	2	8	2	56	18.7	24	
Bibby	3-3	89	18-33	.545	10-17	.588	3-3	1.000	1	8	9	9	4-0	0	5	0	49	16.3	21	
Johnson	3-3	100	16-34	.471	6-10	.600	9-10	.900	4	8	12	13	8-0	4	6	0	47	15.7	20	
Jos. Smith	3-3	106	19-45	.422	0-0	---	9-12	.750	10	13	23	9	8-0	5	10	6	47	15.7	20	
Horford	3-3	108	16-32	.500	0-0	---	8-10	.800	7	19	26	9	5-0	3	9	3	40	13.3	15	
Williams	3-3	90	12-22	.545	0-5	.000	7-10	.700	4	17	21	2	5-0	5	5	1	31	10.3	21	
Evans	3-0	42	5-12	.417	1-5	.200	2-4	.500	2	1	3	2	3-0	1	1	1	13	4.3	7	
Pachulia	3-0	33	4-6	.667	0-0	---	1-2	.500	3	8	11	1	5-0	3	3	1	9	3.0	6	
Teague	3-0	23	4-8	.500	0-2	.000	1-2	.500	1	4	5	1	5-0	0	0	0	9	3.0	4	
Joe Smith	3-0	29	2-4	.500	0-0	---	3-6	.500	1	6	7	0	4-0	0	1	0	7	2.3	5	
West	2-0	4	1-1	1.000	0-0	---	0-0	---	0	1	1	1	1-0	0	0	0	2	1.0	2	
Collins	1-0	4	0-0	---	0-0	---	0-0	---	0	2	2	0	0-0	0	0	0	0	0.0	0	
HAWKS	3	720	117-236	.496	24-56	.429	52-68	.765	35	93	128	58	55-0	23	51	14	310	103.3	112	

# Atlanta Hawks



DATE	PHI	OPP	DATE	PHI	OPP	DATE	PHI	OPP	DATE	PHI	OPP	DATE	PHI	OPP
11/17/49	H	W	79	76	2/25/60	H	W	110	105	11/10/70	A	L	104	109
12/7/49	A	W	77	69	10/25/60	A	L	100	123	11/22/70	A	L	115	125
12/21/49	A	W	96	84	11/24/60	A	L	97	132	1/26/71	H	W	129	122
1/5/50	H	W	82	73	11/30/60	N	L	135	126	3/14/71	A	L	101	108
2/1/50	A	L	83	91	12/9/60	N	L	118	131	3/16/71	H	L	125	130
3/18/50	A	W	89	88*	12/18/60	A	L	103	104	10/16/71	A	W	104	102
11/9/50	H	W	89	70	12/26/60	A	L	112	133	11/6/71	H	W	101	96
11/16/50	A	L	75	79	1/1/61	H	L	133	128	12/4/71	A	L	109	126
12/14/50	H	L	69	78	1/29/61	A	L	108	125	1/16/72	A	L	116	124
12/20/50	A	L	83	86	2/23/61	H	W	144	116	2/25/72	N	W	114	110
1/10/51	A	W	97	96	3/9/61	H	W	129	119	3/21/72	H	L	111	117
1/25/51	H	W	113	87	10/26/61	N	L	107	110	11/4/72	A	L	120	128
1/25/51	N	L	70	73	10/31/61	A	W	107	99	12/23/72	N	L	112	124
12/13/51	H	W	89	82	11/3/61	H	L	94	106	12/27/72	H	L	120	121
12/25/51	N	W	70	65	11/25/61	A	L	108	141	1/17/73	H	L	105	122
12/27/51	H	L	68	69	1/10/62	H	W	134	122	3/2/73	H	L	107	130
1/22/52	A	W	93	82	1/23/62	A	L	107	115	3/4/73	A	L	130	138
1/31/52	H	W	88	79	2/2/62	N	W	135	101	11/10/73	A	L	97	120
11/20/52	H	W	92	73	3/7/62	H	W	129	126	12/26/73	A	L	118	145
12/7/52	H	W	71	67	10/31/62	N	W	126	108	1/11/74	N	W	121	100
12/8/52	A	L	89	101	11/9/62	H	W	101	93	2/8/74	H	W	104	84
1/30/53	A	L	68	84	11/17/62	A	L	107	113	2/11/74	A	W	116	95
2/19/53	H	W	82	72	11/27/62	A	L	105	120	3/22/74	H	L	106	107
3/23/53	A	L	70	75	1/2/63	H	W	120	95	10/22/74	A	L	92	125
11/10/53	A	W	74	59	1/22/63	N	L	93	113	12/23/74	H	W	100	88
11/15/53	H	W	69	61	1/29/63	A	L	105	123	3/21/75	H	W	114	103
12/1/53	A	W	76	69*	1/31/63	H	W	112	100	3/22/75	A	L	105	104
12/10/53	H	W	96	76	2/12/63	A	L	100	128	11/23/75	A	L	111	115
12/27/53	H	W	96	75	11/2/63	A	L	99	128	1/24/76	H	W	130	116
2/7/54	H	W	88	73	11/8/63	H	W	108	106	1/25/76	A	W	112	109
2/23/54	N	L	68	70	12/5/63	H	L	103	106	3/12/76	H	W	109	107
2/26/54	A	W	68	62	12/7/63	A	L	120	129	4/10/76	A	L	109	123
11/7/54	H	W	97	80	12/10/63	N	L	103	113	11/20/76	A	W	123	106
11/13/54	A	L	72	85	1/9/64	H	W	122	115	1/19/77	H	W	114	94
11/25/54	H	W	91	85	2/15/64	A	L	110	118	3/8/77	A	L	98	99
1/2/55	H	L	79	91	2/25/64	N	L	107	115	3/16/77	H	W	109	100
1/9/55	A	L	72	77	3/11/64	A	W	124	111	11/15/77	A	W	114	93
2/12/55	H	W	92	66	10/24/64	A	L	86	126	12/14/77	H	L	99	108
2/14/55	N	W	82	81	10/27/64	N	W	100	81	3/8/78	H	W	108	97
3/4/55	A	W	99	96	11/17/64	A	L	107	114	3/31/78	A	L	110	111*
3/13/55	H	L	76	77	11/20/64	H	L	115	118	10/25/78	H	W	118	117
11/12/55	A	W	91	81	11/29/64	A	W	97	94	11/18/78	A	L	116	124
11/20/55	H	W	84	80	1/9/65	A	W	104	102	12/29/78	H			



# Boston Celtics



## GENERAL INFORMATION



Doc Rivers

Franchise Timeline (Established) ..... Boston Celtics (1946-47)  
 Address ..... 226 Causeway St., 4th Floor; Boston, Mass. 02114  
 Managing Partner, Governor & CEO ..... Wyc Grousbeck  
 President ..... Rich Gotham  
 President of Basketball Operations ..... Danny Ainge  
 Head Coach ..... Glenn "Doc" Rivers  
 Associate Head Coach ..... Tom Thibodeau  
 Assistant Coaches ..... Armond Hill, Kevin Eastman, Clifford Ray, Mike Lonergan  
 Athletic Trainer ..... Ed Lacerte  
 Media Relations ..... Jeff Twiss, Heather Walker, Brian Olive  
 Home Court: ..... TD Banknorth Garden (18,624)

## BROADCAST INFORMATION

Radio ..... WEEI-AM (850): Sean Grande, Cedric Maxwell  
 Television ..... Comcast SportsNet New England: Mike Gorman, Tom Heinsohn,  
 ..... Donny Marshall, Gregg Dickerson

## 2010-11 SCHEDULE

12/9/10 @ PHI  
 12/22/10 @ BOS  
 3/11/11 @ PHI  
 4/5/11 @ BOS

## ALL-TIME SERIES RESULTS

Overall: 176-237  
 Home: 115-77  
 Away: 49-138  
 Neutral: 12-22

## PLAYOFFS

Home: 29-15  
 Away: 14-35  
 Overall: 43-50

## ALL-TIME SERIES INFORMATION

### SIXERS

Largest Margin of Victory: 42, 10/29/66  
 Most Pts. Scored: 150, 3/6/70  
 Fewest Pts. Scored: 65, 3/28/04

### CELTICS

Largest Margin of Victory: 37, 12/20/87  
 Most Pts. Scored: 148, 1/19/63  
 Fewest Pts. Scored: 65, 2/17/53

## SIXERS 2009-10 SEASON SERIES STATISTICS VS. CELTICS

PLAYER	G-GS	MIN	FG-A	PCT	3FG-A	PCT	FT-A	PCT	OFF	DEF	TOT	AST	PP-FQ	STL	TO	BLK	PTS	AVG	HI
Iguodala	4-4	161	26-59	.441	4-14	.286	18-23	.783	2	19	21	25	10-0	5	11	1	74	18.5	25
Brand	3-2	88	17-29	.586	0-0	---	12-16	.750	6	10	16	0	9-0	1	5	5	46	15.3	23
Williams	2-2	71	12-25	.480	2-8	.250	3-5	.600	2	4	6	8	7-0	3	4	0	29	14.5	22
Green	4-1	99	17-34	.500	3-9	.333	11-11	1.000	1	5	6	11	8-0	3	7	1	48	12.0	18
Young	4-3	134	17-53	.321	2-12	.167	6-10	.600	4	10	14	2	8-0	8	10	0	42	10.5	17
Speights	3-0	53	11-31	.355	0-0	---	5-8	.625	9	12	21	2	8-0	1	2	1	27	9.0	17
Kapono	3-0	47	10-15	.667	4-8	.500	0-3	.000	0	3	3	1	6-0	0	2	0	24	8.0	20
Holiday	4-3	111	12-34	.353	3-8	.375	4-6	.667	2	8	10	19	12-0	1	11	0	31	7.8	10
Dalembert	4-4	103	11-26	.423	0-0	---	2-2	1.000	14	19	33	4	11-0	3	6	5	24	6.0	8
Smith	3-1	44	4-9	.333	2-4	.500	2-2	1.000	3	6	9	3	6-0	0	1	1	10	3.3	8
Carney	3-0	25	2-6	.333	1-3	.333	3-4	.750	2	3	5	1	1-0	0	0	0	8	2.7	5
Ivey	2-0	14	2-2	1.000	1-1	1.000	0-0	---	0	0	0	1	3-0	0	0	0	5	2.5	3
Brezec	1-0	9	0-3	.000	0-0	---	0-0	---	2	2	4	0	0-0	0	0	0	0	0.0	0
76ERS	4	960	140-326	.429	22-67	.328	66-90	.733	47	101	148	77	93-0	25	61	14	368	92.0	110

## CELTICS 2009-10 SEASON SERIES STATISTICS VS. SIXERS

PLAYER	G-GS	MIN	FG-A	PCT	3FG-A	PCT	FT-A	PCT	OFF	DEF	TOT	AST	PP-FQ	STL	TO	BLK	PTS	AVG	HI
Garnett	4-4	120	19-41	.463	0-0	---	27-33	.818	7	21	28	14	6-0	4	12	4	65	16.3	22
Pierce	4-4	140	23-49	.469	5-15	.333	13-14	.929	1	24	25	15	12-0	5	7	2	64	16.0	27
R. Allen	4-4	135	22-53	.415	5-18	.278	7-7	1.000	4	10	14	7	6-0	3	6	0	56	14.0	18
Rondo	4-4	144	21-36	.583	0-3	.000	8-13	.615	3	11	14	33	12-0	11	14	0	50	12.5	16
Davis	1-0	16	5-8	.625	0-0	---	2-2	1.000	3	3	6	1	2-0	0	1	0	12	12.0	12
T. Allen	1-0	20	4-7	.571	0-0	---	2-2	1.000	1	1	2	2	2-0	3	0	0	10	10.0	10
Wallace	4-0	74	13-24	.542	9-15	.600	5-10	.500	2	15	17	2	10-0	3	6	3	40	10.0	20
House	3-0	52	9-17	.529	6-12	.500	4-4	1.000	0	2	2	2	3-0	0	0	0	28	9.3	13
Perkins	4-4	103	12-24	.500	0-0	---	9-14	.643	18	18	36	5	13-0	1	9	10	33	8.3	12
Williams	3-0	41	8-12	.667	0-0	---	2-4	.500	3	8	11	5	0	2	0	18	6.0	11	
Robinson	1-0	13	2-5	.400	1-3	.333	0-0	---	0	1	2	1-0	0	2	0	0	5	5.0	5
Daniels	3-0	67	6-14	.429	0-2	.000	1-2	.500	1	3	4	7	3-0	2	3	1	13	4.3	6
Hudson	2-0	7	2-2	1.000	0-2	.000	0-0	---	0	0	0	3	2-0	0	0	1	6	3.0	6
Scalabrino	4-0	22	3-5	.600	2-4	.500	1-2	.500	0	3	3	0	0-0	1	0	0	9	2.3	5
Giddens	1-0	6	1-2	.500	0-0	---	0-0	---	0	0	0	1	0-0	0	0	1	2	2.0	2
CELTICS	4	960	150-299	.502	30-74	.405	81-107	.757	43	120	163	95	77-0	33	64	21	411	102.8	113

# Boston Celtics



DATE	PHI	OPP	DATE	PHI	OPP	DATE	PHI	OPP	DATE	PHI	OPP	DATE	PHI	OPP
11/20/09	A	W	87	71	11/20/09	A	L	101	114	2/16/09	H	W	127	102
3/12/50	H	W	96	72	12/20/59	H	L	127	132	4/6/86	A	L	101	118
12/8/50	A	W	86	85	1/3/60	H	W	114	113	11/21/69	H	L	123	131
12/26/50	A	L	100	102	1/4/60	A	L	120	127	11/26/69	A	W	135	114
1/1/51	H	W	106	89	1/5/60	N	W	145	143*	12/5/69	A	W	105	104
12/28/51	H	W	104	83	1/12/60	N	W	127	120	1/4/70	H	W	130	120
1/30/51	A	L	87	96	1/28/60	A	L	120	130	1/28/70	A	L	100	121
2/2/51	A	L	90	96*	1/24/60	H	L	110	131	3/6/70	H	W	150	134
2/15/51	H	W	94	80	2/5/60	A	L	100	124	10/31/70	H	L	102	133
3/18/51	H	W	97	89	3/3/60	H	W	149	108	11/4/70	A	L	113	115
11/15/51	H	W	97	95	3/6/60	A	L	117	126	12/7/71	H	L	120	125
12/19/51	A	L	97	103	11/19/60	H	L	94	114	1/10/71	A	W	115	107
1/5/52	H	W	107	81	11/26/60	A	L	110	129	1/31/71	A	L	126	132
1/27/52	H	W	91	86	12/7/60	A	W	142	134	2/2/71	H	W	108	105
2/6/52	A	L	88	99	12/15/60	N	L	105	115	12/28/71	H	L	116	120
2/24/52	H	L	75	77	1/1/61	H	L	96	113	12/31/71	A	L	119	131
2/27/52	A	L	81	88	1/12/61	N	L	118	124*	1/30/72	A	L	114	130
3/1/52	A	L	89	71	1/21/61	H	W	124	124	3/15/72	H	L	115	120
3/13/52	H	W	89	70	2/8/61	H	W	130	108	3/17/72	N	L	111	127
11/8/52	A	L	83	106	2/19/61	H	L	106	116	3/22/72	A	L	106	113
11/13/52	H	W	96	81	2/24/61	A	L	128	144	10/23/72	A	L	85	105
11/30/52	H	W	78	66	3/8/61	A	L	127	136	12/1/72	H	L	99	105
12/16/52	A	L	87	88	1/21/61	A	L	120	121	12/1/72	A	L	120	121
12/18/52	A	L	77	91	3/12/61	H	L	134	136*	12/50/72	N	L	107	117
12/20/52	H	W	90	86	11/4/61	A	L	107	127	1/13/73	H	L	95	111
12/31/52	A	L	87	97	12/8/61	A	L	111	123	2/3/73	H	L	100	104
2/4/53	A	L	92	105	12/9/61	H	L	102	106	2/4/73	A	L	115	123
2/17/53	A	L	81	88	12/31/61	H	L	106	111	10/13/73	H	L	106	111
3/12/53	H	W	84	70	1/13/62	N	W	127	117	10/19/73	A	L	102	133
3/17/53	H	W	72	68	1/19/62	A	L	103	128	12/31/73	A	L	97	106
11/14/53	A	L	66	77	1/20/62	H	L	101	107	1/5/74	N	L	102	108*
11/26/53	H	W	93	86	2/8/62	H	W	122	110	12/5/74	A	L	97	112
11/28/53	N	L	80	91	2/22/62	N	W	106	134	2/17/74	H	L	105	106
12/13/53	H	W	108	74	2/23/62	A	L	127	121	2/16/74	H	L	127	146
12/19/53	A	W	90	83	2/25/62	H	L	106	110	3/27/74	H	W	117	108
12/30/53	N	W	96	89	3/13/62	A	L	110	142	11/1/74	A	L	98	114
1/14/54	A	L	92	95	10/27/62	A	L	98	118	11/23/74	H	W	98	96
2/10/54	A	L	79	94	11/16/62	H	W	113	105	12/17/74	A	W	113	109
2/25/54	A	L												

# Charlotte Bobcats



Larry Brown

## GENERAL INFORMATION

Franchise Timeline (Established) ..... Charlotte Bobcats (2004-05)  
 Address ..... 333 E. Trade Street; Charlotte, NC 28202  
 Chairman and CEO ..... Michael Jordan  
 President and Chief Operating Officer ..... Fred Whitfield  
 General Manager ..... Rod Higgins  
 Head Coach ..... Larry Brown  
 Assistant Coaches ..... Herb Brown, Jeff Capel, Phil Ford, Dave Hanners, LaSalle Thompson  
 Head Athletic Trainer ..... Steve Stricker  
 Public Relations ..... B.J. Evans, Josh Rosen  
 Home Court ..... Time Warner Cable Arena (19,077)

## BROADCAST INFORMATION

Radio ..... WFNZ-AM; Scott Lauer  
 Cable Television ..... FSN Carolinas/SportSouth (News 14); Steve Martin, Dell Curry, Stephanie Ready

## ALL-TIME SERIES INFORMATION

### SIXERS

Largest Margin of Victory: 32, 3/11/05  
 Most Pts. Scored: 119, 12/9/05  
 Fewest Pts. Scored: 83, 1/13/07

### BOBCATS

Largest Margin of Victory: 19, 3/31/10  
 Most Pts. Scored: 115 2x, last 4/16/08  
 Fewest Pts. Scored: 63, 11/7/07

## 2010-11 SCHEDULE

12/4/10 @ PHI  
 1/17/11 @ PHI  
 1/20/11 @ CHA

## ALL-TIME SERIES RESULTS

Overall: 10-12  
 Home: 8-3  
 Away: 2-9

# Charlotte Bobcats



DATE	PHI	OPP	DATE	PHI	OPP
1/19/05	A	W	107	105	
3/11/05	H	W	112	80	
4/6/05	H	W	106	103	
11/4/05	H	L	93	110	
12/9/05	H	W	119	115	
2/8/06	A	L	92	100	
4/19/06	A	L	86	96	
1/13/07	A	L	83	89	
2/7/07	H	W	92	83	
2/23/07	A	L	87	102	
3/23/07	H	W	106	97	
11/7/07	H	W	94	63	
1/26/08	A	W	103	96	
4/16/08	A	L	109	115	
11/24/08	A	L	84	93	
1/9/09	H	W	93	87	
3/27/09	H	L	95	100	
4/7/09	A	L	98	101	
11/18/09	H	W	86	84	
12/5/09	A	L	105	106	
3/10/10	H	L	81	102	
3/31/10	A	L	84	103	

DATE PHI OPP DATE PHI OPP DATE PHI OPP

Opponents

## SIXERS 2009-10 SEASON SERIES STATISTICS VS. BOBCATS

PLAYER	G-GS	MIN	FG-A	PCT	3FG-A	PCT	FTA	PCT	OFF	DEF	TOT	AST	PF-DQ	STL	TO	BLK	PTS	AVG	HI
Iguodala	4-4	151	27-61	.443	5-12	.417	15-23	.652	4	21	25	15	11-0	8	13	2	74	18.5	25
Williams	2-2	63	9-20	.450	2-8	.250	9-11	.818	0	4	4	9	1-0	1	7	0	29	14.5	19
Brand	4-4	142	23-52	.442	0-0	---	6-9	.667	19	14	33	6	18-0	7	9	11	52	13.0	19
Speights	1-0	22	6-10	.600	0-0	---	1-2	.500	0	5	5	0	4-0	1	3	0	13	13.0	13
Young	3-2	110	14-38	.368	4-9	.444	2-5	.400	5	17	22	4	8-0	6	9	3	34	11.3	17
Green	4-1	110	19-40	.475	2-8	.250	4-4	1.000	1	6	7	14	10-0	2	5	1	44	11.0	26
Holiday	2-2	80	9-18	.500	3-7	.429	1-2	.500	1	6	7	14	5-0	4	12	0	22	11.0	13
Carney	3-0	68	11-30	.367	2-13	.154	4-4	1.000	5	11	16	2	7-0	2	1	6	28	9.3	14
Kapono	3-1	66	11-29	.379	5-17	.294	0-1	.000	1	2	3	4	4-0	0	3	2	27	9.0	14
Meeks	2-0	17	2-7	.286	1-6	.167	3-4	.750	1	1	2	2	1-0	0	1	1	8	4.0	5
Dalembert	4-4	78	7-15	.467	0-0	---	3-6	.500	10	15	25	5	10-0	1	3	5	17	4.3	8
Smith	4-0	41	5-12	.417	0-0	---	2-2	1.000	4	8	12	3	11-0	1	3	0	12	3.0	4
Brezec	1-0	6	1-2	.500	0-0	---	0-0	---	0	1	1	0	0-0	0	0	0	2	2.0	2
Elson (TOT)	2-0	14	0-2	.000	0-0	---	0-0	---	1	4	5	0	3-0	1	0	0	0	0.0	0
Ivey	1-0	7	0-1	.000	0-0	---	0-0	---	1	0	1	1	1-0	0	0	0	0	0.0	0
76ERS	4	960	144-335	.430	24-80	.300	50-73	.685	52	111	163	79	91-0	33	72	31	362	90.5	105

## BOBCATS 2009-10 SEASON SERIES STATISTICS VS. SIXERS

PLAYER	G-GS	MIN	FG-A	PCT	3FG-A	PCT	FTA	PCT	OFF	DEF	TOT	AST	PF-DQ	STL	TO	BLK	PTS	AVG	HI
Wallace	4-4	170	29-46	.630	4-7	.571	25-33	.758	5	37	42	9	13-0	11	12	2	87	21.8	28
Jackson	4-4	154	26-71	.366	8-22	.364	19-23	.826	5	13	18	13	9-0	7	15	1	79	19.8	26
Diaw	4-4	142	21-32	.656	7-12	.583	10-12	.833	5	14	19	9	11-0	4	7	3	59	14.8	28
Hughes	1-0	25	1-8	.125	1-5	.200	3-4	.750	0	2	2	2	3-0	0	2	2	6	6.0	6
Thomas	1-0	24	4-6	.667	0-0	---	2-4	.500	0	5	5	3	2-0	2	3	1	10	10.0	10
Chandler	4-2	74	12-16	.750	0-0	---	17-21	.810	8	17	25	3	6-0	1	6	2	41	10.3	15
Felton	4-4	125	15-34	.441	3-8	.375	6-6	1.000	3	12	15	25	8-0	4	8	0	39	9.8	18
Augustin	3-0	68	10-24	.417	3-10	.300	2-4	.500	2	3	5	12	5-0	2	4	0	25	8.3	10
Mohammed	2-0	21	6-9	.667	0-0	---	1-1	1.000	5	7	12	0	1-0	0	0	0	13	6.5	9
Murray	2-0	31	4-17	.235	1-8	.125	0-2	.000	0	5	5	5	3-0	1	5	0	9	4.5	9
Ratliff	2-2	39	1-5	.200	0-0	---	4-4	1.000	2	4	6	1	1-0	2	0	1	6	3.0	6
Brown	4-0	26	3-10	.300	0-0	---	3-6	.500	2	4	6	0	2-0	2	0	1	9	2.3	3
Graham	3-0	20	3-5	.600	0-0	---	0-2	.000	0	1	1	0	2-0	1	1	0	6	2.0	6
Henderson	4-0	41	1-7	.143	0-2	.000	4-4	1.000	0	3	3	3	1-0	0	2	2	6	1.5	4
BOBCATS	4	960	136-290	.469	27-74	.365	96-126	.762	39	127	166	86	64-0	37	69	15	395	98.8	106





# Chicago Bulls



# Chicago Bulls



Tom Thibodeau

## GENERAL INFORMATION

Franchise Timeline (Established) ..... Chicago Bulls (1966-67)  
 Address ..... 1901 West Madison Street; Chicago, Ill. 60612  
 Chairman ..... Jerry Reinsdorf  
 Executive Vice President-Basketball Operations ..... John Paxson  
 General Manager ..... Gar Forman  
 Head Coach ..... Tom Thibodeau  
 Assistant Coaches ..... Ron Adams, Andy Greer, Rick Brunson  
 Assistant Coach/Advance Scout ..... Mike Wilhelm  
 Assistant Coach/Player Development ..... David Severns  
 Head Athletic Trainer ..... Fred Tedeschi  
 Media Relations ..... Tim Hallam, Sebrina Brewster, Matt Yob, Shaun Hickombottom  
 Home Court ..... United Center (20,917)

## BROADCAST INFORMATION

Radio ..... WMVP (AM 1000): Chuck Swirsky, Bill Wennington, Steve Kaskul  
 Television ..... WGN (Ch. 9), WCUI-TV (Ch. 26): Neil Funk, Stacey King  
 Cable Television ..... Comcast SportsNet: Neil Funk, Stacey King

## ALL-TIME SERIES INFORMATION

### SIXERS

Largest Margin of Victory: 41, 11/11/80  
 Most Pts. Scored: 145, 2x last 11/10/82  
 Fewest Pts. Scored: 74, 11/1/97

### BULLS

Largest Margin of Victory: 44, 11/19/71  
 Most Pts. Scored: 148, 11/19/71  
 Fewest Pts. Scored: 67, 3/14/01

## 2010-11 SCHEDULE

12/21/10 @ CHI  
 1/7/11 @ PHI  
 3/28/11 @ CHI

## ALL-TIME SERIES RESULTS

Overall: 112-85  
 Home: 62-31  
 Away: 46-52  
 Neutral: 4-2

## PLAYOFFS

Overall: 2-8  
 Home: 2-2  
 Away: 0-6

## SIXERS 2009-10 SEASON SERIES STATISTICS VS. BULLS

PLAYER	G-GS	MIN	FG-A	PCT	3FG-A	PCT	FT-A	PCT	OFF	DEF	TOT	AST	PF	DD	STL	TO	BLK	PTS	AVG	HI
Iguodala	4-4	153	30-61	.492	7-18	.389	16-31	.516	3	20	23	20	5-0	4	13	3	83	20.8	25	
Iverson	1-1	29	5-13	.385	0-0	---	3-4	.750	0	1	1	3	2-0	0	2	0	13	13.0	13	
Young	3-1	93	12-29	.414	2-5	.400	9-12	.750	6	9	15	5	5-0	1	5	1	35	11.7	17	
Brand	4-4	114	20-45	.444	0-0	---	6-9	.667	13	18	31	6	12-0	4	7	3	46	11.5	26	
Williams	4-1	103	17-40	.425	4-12	.333	8-12	.667	0	9	9	13	9-1	7	5	1	46	11.5	20	
Dalembert	4-4	104	19-31	.613	0-0	---	2-4	.500	9	26	35	3	15-0	0	7	9	40	10.0	16	
Speights	4-0	79	14-30	.467	0-0	---	7-8	.875	6	19	25	1	14-2	3	3	0	35	8.8	17	
Green	3-2	65	9-21	.429	1-6	.167	2-4	.500	0	3	3	8	4-0	2	3	0	21	7.0	15	
Holiday	4-3	97	7-24	.292	1-9	.111	2-3	.667	3	10	13	7	3-0	2	6	1	17	4.3	10	
Carney	4-0	56	5-13	.385	3-9	.333	3-3	1.000	1	11	12	4	3-0	1	1	1	16	4.0	8	
Smith	1-0	23	2-5	.400	0-0	---	0-0	---	0	5	5	0	3-0	0	0	1	4	4.0	4	
Ivey	1-0	7	1-1	1.000	1-1	1.000	0-0	---	0	0	0	0	2-0	0	0	0	3	3.0	3	
Meeks	2-0	20	2-10	.200	0-3	.000	1-1	1.000	1	1	2	1	1-0	1	0	0	5	2.5	4	
Kapono	3-0	43	2-12	.167	0-8	.000	0-0	---	2	2	4	2	4-0	0	4	0	4	1.3	4	
76ERS	4	985	145-335	.433	19-71	.268	59-91	.648	44	134	178	73	87-3	25	59	20	368	92.0	106	

## BULLS 2009-10 SEASON SERIES STATISTICS VS. SIXERS

PLAYER	G-GS	MIN	FG-A	PCT	3FG-A	PCT	FT-A	PCT	OFF	DEF	TOT	AST	PF	DD	STL	TO	BLK	PTS	AVG	HI
Rose	4-4	151	33-66	.500	6-8	.750	12-15	.800	5	10	15	23	4-0	2	13	1	84	21.0	30	
Hinrich	4-3	142	24-47	.511	9-18	.500	9-14	.643	0	13	13	28	11-0	6	4	0	66	16.5	19	
Deng	3-3	116	16-41	.390	1-6	.167	15-16	.938	6	21	27	9	7-0	9	5	1	48	16.0	19	
Salmons	2-1	77	10-22	.455	5-10	.500	6-10	.600	0	6	6	3	5-0	2	5	0	31	15.5	17	
Miller	4-2	114	17-33	.515	2-6	.333	17-21	.810	5	19	24	12	7-0	3	4	0	53	13.3	16	
Thomas	1-0	15	6-8	.750	0-0	---	0-2	.000	2	4	6	0	1-0	1	2	0	12	12.0	12	
Warrick	2-0	45	11-20	.550	0-1	.000	6-8	.750	5	9	14	4	2-0	0	0	2	28	14.0	15	
Noah	4-2	81	8-22	.364	0-0	---	12-16	.750	11	15	26	1	8-0	0	4	0	28	7.0	14	
Gibson	4-4	102	12-31	.387	0-0	---	3-3	1.000	7	20	27	2	9-0	1	5	5	27	6.8	20	
Murray	2-0	53	8-23	.348	2-5	.400	0-0	---	0	9	9	5	3-0	2	0	1	18	9.0	12	
Johnson	3-1	40	5-12	.417	0-3	.000	1-1	1.000	1	6	7	2	8-0	1	1	3	11	3.7	7	
Pargo	2-0	21	2-9	.222	1-3	.333	2-2	1.000	0	2	2	3	1-0	1	2	0	7	3.5	4	
Brown	2-0	14	0-3	.000	0-3	.000	0-0	---	0	2	2	2	2-0	0	2	0	0	0.0	0	
Law	2-0	8	1-2	.500	0-0	---	2-4	.500	0	1	1	1	0-0	0	1	0	4	2.0	3	
Richard	1-0	5	0-0	---	0-0	---	0-0	---	0	1	1	0	3-0	0	1	0	0	0.0	0	
BULLS	4	985	153-339	.451	26-63	.413	85-112	.759	42	138	180	95	71-0	28	54	13	417	104.3	122	

DATE	PHI	OPP
11/11/66	H	W
11/13/66	A	W
11/18/66	N	W
12/6/66	H	W
12/7/66	A	W
1/4/67	H	W
1/8/67	A	W
1/19/67	N	W
3/1/67	N	L
11/24/67	A	W
11/25/67	H	L
12/16/67	A	W
1/20/68	A	W
2/9/68	H	W
3/12/68	N	W
3/16/68	A	W
10/26/68	H	W
12/5/68	A	W
2/1/69	H	W
3/4/69	A	L
3/7/69	H	W
3/13/69	A	W
11/4/69	N	W
11/18/69	A	L
12/14/69	H	W
12/31/69	H	W
1/12/70	A	L
2/20/70	A	L
10/14/70	H	W
12/1/70	A	L
1/4/71	A	L
1/15/71	H	W
2/5/71	A	L
10/12/71	A	W
11/19/71	H	L
1/5/72	H	L
2/22/72	A	L
3/24/72	H	L
10/10/72	A	L
12/8/72	H	L
1/9/73	A	L
3/9/73	N	L
11/28/73	H	W
12/6/73	A	L
2/2/74	H	L
3/19/74	A	L
11/16/74	H	W
12/28/74	A	L
2/9/75	H	W
3/18/75	A	L
10/24/75	A	W
11/5/75	H	W
2/10/76	A	W
3/17/76	H	W
11/10/76	H	W
12/14/76	A	L
3/13/77	H	L
3/29/77	A	W
11/27/77	H	L
12/16/77	A	L
12/28/77	H	W
2/7/78	A	L
12/5/78	A	L
1/3/79	H	W
2/1/79	A	W
3/28/79	H	W
11/17/79	A	L
2/16/80	H	W
10/29/80	H	W
11/11/80	A	W
12/10/80	H	W
1/10/81	A	W
3/4/81	H	L
3/20/81	A	L
11/11/81	H	W
12/12/81	A	W
2/7/82	H	W
3/2/82	A	L
3/31/82	H	W
4/6/82	A	W
11/10/82	H	W
1/19/83	H	W
1/25/83	A	W
2/10/83	A	W
2/25/83	H	W

DATE	PHI	OPP
3/29/83	A	L
11/7/83	H	W
2/7/84	A	L
2/10/84	H	L
3/31/84	A	W
4/15/84	H	W
11/17/84	A	W
12/15/84	A	W
2/1/85	H	W
3/30/85	A	W
4/5/85	H	W
11/13/85	H	W
12/12/85	A	L
1/17/86	A	W
2/12/86	H	W
2/25/86	A	W
3/19/86	H	W
1/17/87	A	L
1/30/87	H	W
2/10/87	A	L
3/11/87	H	W
3/24/87	A	L
4/10/87	H	W
11/7/87	A	L
12/8/87	A	W
1/27/88	H	L
2/29/88	H	W
3/3/88	A	L
3/23/88	H	L
11/15/88	A	L
11/16/88	H	W
1/25/89	H	W
3/7/89	A	W
12/9/89	A	L
12/23/89	H	W
1/26/90	H	W
3/17/90	A	L
11/2/90	A	W
1/9/91	H	L
3/22/91	H	W
4/7/91	A	W
11/1/91	A	L
12/7/91	H	W
1/14/92	A	L
3/8/92	H	L
12/19/92	A	W
1/9/93	H	W
3/24/93	H	L
4/20/93	A	L
12/8/93	H	W
1/17/94	A	L
3/23/94	H	L
3/29/94	A	L
11/7/94	A	L
1/11/95	H	L
3/4/95	H	L
4/1/95	A	L
1/13/96	H	L
1/16/96	A	L
3/18/96	H	L
4/12/96	A	L
11/2/96	A	L
12/21/96	H	L
3/12/97	H	L
4/7/97	A	L
11/1/97	A	L
1/15/98	H	W
4/17/98	H	L
2/25/99	A	W
3/3/99	H	W
3/30/99	A	L
11/12/99	H	W
12/17/99	H	W
3/4/00	A	W
4/18/00	A	W
12/16/00	A	W
1/17/01	H	W
3/14/01	A	W
4/18/01	H	L
12/1/01	A	W
3/28/02	A	W
4/15/02	H	L
2/12/03	H	W
2/19/03	A	W
4/2/03	H	W

DATE	PHI	OPP
4/15/03	A	L
11/7/03	A	W
12/4/03	H	W
3/6/04	H	W
3/9/04	A	W
12/10/04	A	

# Cleveland Cavaliers



# Cleveland Cavaliers



Byron Scott

## ★★★ GENERAL INFORMATION

Franchise Timeline (Established) ..... Cleveland Cavaliers (1970-71)  
 Address ..... One Center Court; Cleveland, OH 44115-4001  
 Majority Owner/Chairman ..... Dan Gilbert  
 President ..... Len Komoroski  
 General Manager ..... Chris Grant  
 Head Coach ..... Byron Scott  
 Assistant Coaches ..... Paul Pressey, Chris Jent, Jamahl Mosley, Joe Prunty  
 Head Athletic Trainer ..... Max Benton  
 Basketball Communications ..... Tad Carper, Garin Narai, Bruce Wimbish, Tori Vinci  
 Home Court ..... Quicken Loans Arena (20,562)

### BROADCAST INFORMATION

Radio ..... WTAM (1100 AM): Joe Tait  
 Television ..... FSN Ohio: Fred McLeod, Austin Carr

**2010-11  
SCHEDULE**  
 11/5/10 @ PHI  
 11/16/10 @ CLE  
 12/7/10 @ PHI  
 2/27/11 @ CLE

**ALL-TIME  
SERIES RESULTS**  
 Overall: 92-85  
 Home: 54-34  
 Away: 38-49  
 Neutral: 0-2

## ALL-TIME SERIES INFORMATION

### SIXERS

Largest Margin of Victory: 54, 11/02/70  
 Most Pts. Scored: 148, 1/2/72  
 Fewest Pts. Scored: 67, 1/15/94

### CAVALIERS

Largest Margin of Victory: 43, 1/15/94  
 Most Pts. Scored: 131, 3/20/73  
 Fewest Pts. Scored: 68, 11/23/01

### PLAYOFFS

Overall: 3-2  
 Home: 3-0  
 Away: 0-2

## SIXERS 2009-10 SEASON SERIES STATISTICS VS. CAVALIERS

PLAYER	G-GS	MIN	FG-A	PCT	3FG-A	PCT	FT-A	PCT	OFF	DEF	TOT	AST	PP-DQ	STL	TO	BLK	PTS	AVG	HI
Iguodala	3-3	131	26-61	.426	4-18	---	5-5	1.000	12	18	30	7	14-0	3	3	3	53	17.7	24
Brand	3-2	112	24-40	.600	0-0	---	5-5	1.000	12	18	30	7	14-0	3	3	3	53	17.7	24
Young	3-2	110	23-44	.523	1-6	.167	5-8	.625	8	12	20	1	6-0	4	5	0	52	17.3	21
Iverson	1-1	34	4-12	.333	0-1	.000	8-8	1.000	0	6	6	5	2-0	1	2	0	16	16.0	16
Speights	1-0	22	5-11	.455	0-0	---	4-5	.800	2	2	4	1	4-0	1	3	0	14	14.0	14
Williams	2-2	70	10-27	.370	2-10	.200	6-6	1.000	1	2	3	9	3-0	3	3	0	28	14.0	22
Holiday	2-2	78	5-16	.313	1-7	.143	4-4	1.000	4	3	7	17	4-0	4	5	0	15	7.5	9
Green	3-0	38	6-14	.429	2-4	.500	0-1	.000	0	3	3	3	3-0	1	0	0	14	4.7	9
Dalembert	3-3	61	6-15	.400	0-0	---	1-2	.500	8	18	26	3	12-1	0	5	2	13	4.3	9
Carney	3-0	38	5-12	.417	2-4	.500	0-0	---	2	5	7	2	4-0	1	0	0	12	4.0	12
Meeks	2-0	10	2-6	.333	1-2	.500	0-0	---	0	0	0	0	0-0	0	0	0	5	2.5	5
Elson	1-0	7	1-3	.333	0-0	---	0-0	---	2	0	2	1	1-0	0	0	0	2	2.0	2
Smith	2-0	21	1-4	.250	0-0	---	0-0	---	3	0	3	1	3-0	1	0	2	2	1.0	2
Ivey	1-0	4	0-1	.000	0-1	.000	0-0	---	0	0	0	0	0-0	0	0	0	0	0.0	0
76ERS	3	720	115-257	.447	12-51	.235	45-57	.789	44	87	131	63	62-1	24	35	9	287	95.7	101

## CAVALIERS 2009-10 SEASON SERIES STATISTICS VS. SIXERS

PLAYER	G-GS	MIN	FG-A	PCT	3FG-A	PCT	FT-A	PCT	OFF	DEF	TOT	AST	PP-DQ	STL	TO	BLK	PTS	AVG	HI
James	3-3	121	32-64	.500	8-20	.400	19-29	.655	1	18	19	26	7-0	4	9	4	91	30.3	36
Jamison	3-3	116	27-49	.551	2-6	.333	15-17	.882	11	22	33	7	8-0	3	6	0	71	23.7	32
M. Williams	3-3	104	16-36	.444	8-15	.533	11-12	.917	1	8	9	11	5-0	4	2	0	51	17.0	21
Hickson	3-3	80	13-21	.619	0-0	---	5-8	.625	6	8	14	1	2-0	0	6	3	31	10.3	14
O'Neal	1-1	27	2-4	.500	0-0	---	6-8	.750	1	8	9	1	2-0	1	1	1	10	10.0	10
Ilgauskas	2-1	50	9-16	.563	1-1	1.000	0-0	---	5	6	11	4	6-0	0	1	3	19	9.5	13
Varejao	3-0	89	10-21	.476	0-0	---	7-8	.875	8	19	27	7	9-0	0	1	2	27	9.0	12
Gibson	2-0	42	4-9	.444	4-7	.571	2-2	1.000	1	2	3	1	4-0	1	0	0	14	7.0	9
West	3-0	58	8-19	.421	1-5	.200	4-4	1.000	0	4	4	6	4-0	4	4	1	21	7.0	17
Moon	3-0	50	8-14	.571	3-7	.429	1-2	.500	0	11	11	5	3-0	2	0	0	20	6.7	9
J. Williams	1-0	17	2-6	.333	0-3	.000	2-3	.667	1	0	1	1	1-0	0	1	0	6	6.0	6
Parker	3-3	66	4-12	.333	2-8	.250	5-6	.833	2	6	8	7	5-0	2	3	0	15	5.0	6
Telfair	2-0	30	3-6	.500	1-3	.333	3-4	.750	0	0	0	3	6-0	0	5	0	10	5.0	6
Powe	1-1	15	0-1	.000	0-0	---	0-2	.000	1	2	3	0	2-0	0	2	0	0	0.0	0
CAVALIERS	3	720	108-223	.484	27-66	.409	62-84	.738	27	92	119	70	50-0	18	33	14	305	101.7	108

DATE	PHI	OPP	DATE	PHI	OPP	DATE	PHI	OPP	DATE	PHI	OPP			
11/27/70	H	W	141	87	3/10/87	A	W	100	91	12/10/08	H	L	93	101
12/27/70	A	L	101	114	3/31/87	A	W	116	105	12/12/08	A	L	72	88
1/16/71	H	W	115	96	4/1/87	H	W	108	99	4/10/09	H	L	92	102
3/9/71	A	W	124	113	11/21/87	A	L	88	101	4/15/09	A	W	111	110*
10/24/71	A	W	111	93	11/24/87	H	W	108	104	11/21/09	A	L	91	97
10/27/71	H	W	120	106	1/9/88	H	W	126	110	12/16/09	H	L	101	108
11/28/71	A	L	120	124	2/17/88	H	L	107	115	3/12/10	H	L	95	100
12/29/71	N	L	102	103	4/23/88	A	L	99	104	<i>* overtime</i>				
1/2/72	A	W	148	119	11/23/88	H	W	104	91	<i>** double-overtime</i>				
2/16/72	H	W	126	116	1/31/89	A	L	103	118					
10/25/72	H	L	108	113	2/18/89	A	L	100	118					
10/31/72	A	L	116	126	3/22/89	H	W	100	97					
1/12/73	N	L	109	113**	4/11/89	A	L	90	92					
1/26/73	A	L	100	105	11/29/89	H	W	114	84					
3/20/73	A	L	105	131	1/12/90	H	L	102	113					
3/21/73	H	L	109	112	1/23/90	A	W	103	88					
11/30/73	A	L	110	112	3/13/90	A	L	102	119					
12/5/73	H	L	75	89	11/10/90	A	L	88	104					
1/9/74	H	W	90	86	11/23/90	H	W	111	105					
1/13/74	A	L	94	96	3/31/91	H	W	110	101					
3/1/74	H	L	93	110	4/21/91	A	L	110	123					
3/17/74	A	L	99	115	11/26/91	H	L	91	95					
11/28/74	A	L	103	110	11/27/91	A	L	97	107					
1/18/75	H	L	106	108	1/11/92	A	L	102	108					
2/12/75	H	L	102	105	2/5/92	H	L	108	110*					
3/15/75	A	W	96	88	12/16/92	H	L	97	115					
12/9/75	H	W	100	85	3/16/93	A	L	98	110					
12/7/76	H	W	112	101	3/26/93	H	L	84	103					
1/8/76	A	L	105	115	4/25/93	A	L	103	107					
2/6/76	H	L	87	92	1/15/94	A	L	67	110					
3/18/76	A	L	104	110	2/2/94	H	L	97	105					
11/27/76	A	L	104	111	3/3/94	A	L	87	95					
1/7/77	H	W	116	96	3/25/94	H	L	88	105					
2/20/77	H	W	112	111	12/3/94	A	W	83	78					
3/15/77	A	W	133	102	12/16/94	H	L	80	84					
12/17/77	H	W	129	116	2/7/95	A	L	84	90					
1/4/78	H	W	108	93	3/12/95	H	L	72	92					
1/19/78	A	L	109	117	11/17/95	H	L	82	114					
2/21/78	A	W	127	114	12/8/95	A	L	85	113					
12/9/78	A	L	107	115	1/24/96	H	L	88	91					
1/17/79	H	W	107	94	2/17/96	A	L	82	97					
2/15/79	A	L	100	113	11/15/96	H	L	89	105					
3/30/79	H	W	129	93	2/11/97	A	L	94	105					
10/27/79	A	W	112	106	4/12/97	A	L	118	125					
12/1/79	H	W	117	105	11/26/97	H	L	89	95					
1/3/80	A	W	109	108	1/24/98	A	L	92	111					



# Dallas Mavericks



## GENERAL INFORMATION



Rick Carlisle

Franchise Timeline (Established) .....Dallas Mavericks (1980-81)  
 Address .....2500 Victory Avenue; Dallas, TX 75219  
 Owner .....Mark Cuban  
 Head Coach .....Rick Carlisle  
 President of Basketball Operations/General Manager .....Donn Nelson  
 Assistant Coaches .....Dwane Casey, Terry Stotts,  
 Monte Mathis, Darrell Armstrong

Assistant General Manager .....Keith Grant  
 Head Athletic Trainer .....Casey Smith  
 Basketball Communications .....Sarah Melton, Scott Tomlin, Alan Rakowski  
 Corporate Communications/Community Relations Manager .....Gina Calvert  
 Home Court .....American Airlines Center (19,200)

## BROADCAST INFORMATION

Radio .....ESPN Radio (103.3 FM); Chuck Cooperstein, Brad Davis  
 Spanish Radio .....KFLC (1270 AM); Victor Villalba  
 Television .....TXA-21: Mark Followill, Bob Ortegale, Jeff Wade  
 Cable Television .....FSN Southwest: Mark Followill, Bob Ortegale, Jeff Wade

## ALL-TIME SERIES INFORMATION

### SIXERS

Largest Margin of Victory: 32, 2/23/83  
 Most Pts. Scored: 133, 2/23/83  
 Fewest Pts. Scored: 83, 2x last 4/1/05

### MAVERICKS

Largest Margin of Victory: 19, 1/4/03  
 Most Pts. Scored: 125, 1/14/04  
 Fewest Pts. Scored: 76, 2/11/08

2010-11  
**SCHEDULE**  
 11/12/10 @ DAL  
 3/1/11 @ PHI

### ALL-TIME SERIES RESULTS

Overall: 31-25  
 Home: 15-13  
 Away: 16-12

## SIXERS 2009-10 SEASON SERIES STATISTICS VS. MAVERICKS

PLAYER	G-GS	MIN	FG-A	PCT	3FG-A	PCT	FT-A	PCT	OFF	DEF	TOT	AST	PF-DQ	STL	TO	BLK	PTS	AVG	HI
Young	2-1	61	17-30	.567	4-9	.444	5-8	.625	6	5	11	1	6-0	1	4	1	43	21.5	22
Green	2-1	62	11-21	.524	0-1	.000	10-10	1.000	3	10	13	2	5-0	1	0	0	32	16.0	23
Brand	2-1	50	12-21	.571	0-0	---	7-8	.875	8	6	14	1	5-0	2	2	1	31	15.5	21
Speights	1-0	25	7-13	.538	0-0	---	0-0	---	1	2	3	1	3-0	3	0	3	14	14.0	14
Iguodala	2-2	70	8-29	.276	3-9	.333	7-8	.875	2	11	13	12	3-0	6	4	1	26	13.0	19
Iverson	1-1	28	4-14	.286	0-2	.000	3-4	.750	0	4	4	2	1-0	1	3	0	11	11.0	11
Williams	1-0	29	4-10	.400	0-3	.000	3-3	1.000	0	6	6	5	1-0	0	2	0	11	11.0	11
Holiday	2-2	40	5-12	.417	0-2	.000	2-2	1.000	0	3	3	8	4-0	1	6	1	12	6.0	8
Dalembert	2-2	53	4-11	.364	0-0	---	2-2	1.000	9	20	29	2	5-0	4	5	5	10	5.0	6
Ivey	1-0	16	1-5	.200	0-1	.000	0-0	---	1	3	4	1	1-0	0	1	0	2	2.0	2
Smith	1-0	16	1-5	.200	0-0	---	0-0	---	3	4	7	1	1-0	0	1	0	2	2.0	2
Carmey	1-0	8	0-2	.000	0-1	.000	0-0	---	0	1	1	0	0-0	0	1	0	0	0.0	0
Kapono	2-0	22	0-4	.000	0-3	.000	0-0	---	0	1	1	0	4-0	0	0	0	0	0.0	0
76ERS	2	480	74-177	.418	7-31	.226	39-45	.867	33	76	109	36	39-0	19	31	12	194	97.0	102

## MAVERICKS 2009-10 SEASON SERIES STATISTICS VS. SIXERS

PLAYER	G-GS	MIN	FG-A	PCT	3FG-A	PCT	FT-A	PCT	OFF	DEF	TOT	AST	PF-DQ	STL	TO	BLK	PTS	AVG	HI
Nowitzki	2-2	80	15-39	.385	1-3	.333	12-13	.923	1	13	14	5	5-0	1	3	1	43	21.5	28
Gooden	2-0	51	11-20	.550	1-1	1.000	6-7	.857	11	6	17	0	6-0	2	2	2	29	14.5	15
Kidd	2-2	74	10-23	.435	6-12	.500	1-2	.500	0	15	15	18	4-0	7	6	4	27	13.5	22
Marion	2-2	55	11-19	.579	0-0	---	4-4	1.000	4	8	12	3	0-0	3	3	0	26	13.0	14
Howard	1-0	25	5-13	.385	1-3	.333	0-0	---	0	1	1	1	2-0	1	3	0	11	11.0	11
Barea	2-0	57	8-19	.421	3-7	.429	1-1	1.000	1	4	5	12	8-1	1	3	0	20	10.0	11
Dampier	2-2	42	5-9	.556	0-0	---	4-7	.571	3	3	6	0	4-0	0	1	0	14	7.0	11
Najera (TOT)	2-1	40	5-14	.357	2-4	.500	2-2	1.000	2	5	7	8	9-0	2	4	0	14	7.0	9
Terry	2-1	68	5-19	.263	1-9	.111	0-0	---	0	3	3	8	4-0	1	2	3	11	5.5	7
Beaubois	2-1	11	1-4	.250	0-1	.000	0-0	---	0	3	3	4	1-0	1	2	0	2	1.0	2
Singleton	2-0	14	1-3	.333	0-0	---	0-0	---	0	3	3	0	2-0	0	0	1	2	1.0	2
Carroll	1-0	1	0-0	---	0-0	---	0-0	---	0	0	0	0	0-0	0	0	0	0	0.0	0
Ross	1-0	3	0-0	---	0-0	---	0-0	---	0	0	0	0	0-0	0	0	0	0	0.0	0
MAVERICKS	2	480	72-168	.429	13-36	.361	28-34	.824	20	59	79	51	36-1	17	25	11	185	92.5	104

# Dallas Mavericks



DATE	H/A	W/L	76ERS	OPP	DATE	H/A	W/L	76ERS	OPP	DATE	H/A	W/L	76ERS	OPP	DATE	H/A	W/L	76ERS	OPP
11/25/80	A	W	108	92	11/7/90	H	L	101	104										
2/20/81	H	W	117	109	3/6/91	A	W	97	92										
1/27/82	A	W	99	86	2/18/92	A	W	94	90										
2/17/82	H	W	114	109	3/6/92	H	W	88	86										
12/29/82	A	W	126	116*	2/13/93	A	W	119	96										
2/23/83	H	W	133	101	3/19/93	H	L	87	89										
2/15/84	A	L	116	119**	1/7/94	A	W	103	93										
3/30/84	H	W	118	110	1/26/94	H	W	104	90										
11/2/84	H	W	107	103	11/11/94	H	L	100	107										
1/28/85	A	L	109	111	3/17/95	A	L	101	103										
2/28/86	A	W	123	120	12/6/95	H	W	108	87										
3/30/86	H	W	114	113	2/27/96	A	W	121	115										
2/27/87	A	L	110	123	12/5/96	A	L	102	106										
3/23/87	H	L	100	103	1/8/97	H	L	93	111										
12/19/87	H	W	95	90	11/13/97	A	W	99	98										
2/27/88	A	L	91	100	2/11/98	H	W	91	90										
12/20/88	H	L	102	108	2/1/00	A	W	101	100										
1/9/89	A	W	121	103	2/29/00	H	W	106	87										
12/15/89	H	L	88	95	12/15/00	H	L	94	112										
1/5/90	A	W	104	79	1/23/01	A	W	114	98										
11/7/90	H	L	101	104	11/1/01	H	L	92	99										
3/6/91	A	W	97	92	11/10/01	A	W	98	91										
2/18/92	A	W	94	90	1/4/03	A	L	83	102										
3/6/92	H	W	88	86	1/23/03	H	L	94	107										
2/13/93	A	W	119	96	1/14/04	A	L	125	122**										
3/19/93	H	L	87	89	3/22/04	H	W	107	98										
1/7/94	A	W	103	93	1/29/05	A	W	93	89										
1/26/94	H	W	104	90	4/1/05	H	L	83	100										
11/11/94	H	L	100	107	11/9/05	H	W	112	97										
3/17/95	A	L	101	103	2/27/06	A	L	92	104										
12/6/95	H	W	108	87	12/15/06	A	L	79	93										
2/27/96	A	W	121	115	2/11/07	H	L	89	106										
12/5/96	A	L	102	106	11/13/07	A	L	84	99										
1/8/97	H	L	93	111	2/11/08	H	W	84	76										
11/13/97	A	W	99	98	1/2/09	A	L	86	96										
2/11/98	H	W	91	90	1/19/09	H	L	93	95										
2/1/00	A	W	101	100															
2/29/00	H	W	106	87															
12/15/00	H	L	94	112															
1/23/01	A	W	114	98															
11/1/01	H	L	92	99															
11/10/01	A	W	98	91															
1/4/03	A	L	83	102															
1/23/03	H	L	94	107															
1/14/04	A	L	125	122**															
3/22/04	H	W	107	98															
1/29/05	A	W	93	89															
4/1/05	H	L	83	100															
11/9/05	H	W	112	97															
2/27/06	A	L	92	104															
12/15/06	A	L	79	93															
2/11/07	H	L	89	106															
11/13/07	A	L	84	99															
2/11/08	H	W	84	76															
1/2/09	A	L	86	96															
1/19/09	H	L	93	95															

\* overtime  
 \*\*double-overtime



# Denver Nuggets



George Karl

## GENERAL INFORMATION

Franchise Timeline (Established) ..... Denver Nuggets (1976-77)  
 Address ..... 1000 Chopper Circle; Denver, CO 80204  
 Owner ..... E. Stanley Kroene  
 Vice President of Basketball Operations ..... Mark Warkentein  
 Vice President of Player Personnel ..... Rex Chapman  
 Head Coach ..... George Karl  
 Assistant Coaches ..... Adrian Dantley, Tim Grgrich, John Welch  
 Assistant Coach/Player Development ..... Jamahl Mosley  
 Assistant Coach/Advance Scout ..... Chad Iske  
 Player Development Coach ..... Stacey Augmon  
 Head Athletic Trainer/Traveling Secretary ..... Jim Gillen  
 Media Relations ..... Tim Gelf, Dan Tolzman  
 Home Court ..... Pepsi Center (19,155)

## BROADCAST INFORMATION

Radio ..... KCKK (1510 AM); Jerry Schemmel, Jason Kosmicki  
 Television ..... Altitude Sports & Entertainment; Chris Marlowe, Scott Hastings

## ALL-TIME SERIES INFORMATION

### SIXERS

Largest Margin of Victory: 31, 11/5/77  
 Most Pts. Scored: 149, 3/30/90  
 Fewest Pts. Scored: 75, 2/23/95

### NUGGETS

Largest Margin of Victory: 30, 2/23/95  
 Most Pts. Scored: 134, 2/27/82  
 Fewest Pts. Scored: 71, 12/16/02

## 2010-11 SCHEDULE

12/26/10 @ DEN  
 3/1/11 @ PHI

## ALL-TIME SERIES RESULTS

Overall: 40-31  
 Home: 25-11  
 Away: 15-20

## SIXERS 2009-10 SEASON SERIES STATISTICS VS. NUGGETS

PLAYER	G-GS	MIN	FG-A	PCT	3FG-A	PCT	FT-A	PCT	OFF	DEF	TOT	AST	PF	PPQ	STL	TO	BLK	PTS	AVG	HI
Iguodala	2-2	76	13-30	.433	4-13	.308	9-13	.692	1	10	11	5	2-0	4	7	0	39	19.5	31	
Young	2-2	65	14-30	.467	1-3	.333	4-5	.800	4	6	10	3	5-0	4	1	0	33	16.5	21	
Iverson	2-2	72	9-22	.409	0-1	.000	10-11	.909	3	2	5	13	4-0	1	3	0	28	14.0	17	
Brand	2-1	73	12-22	.545	0-0	---	2-2	1.000	9	11	20	5	8-0	0	5	5	26	13.0	16	
Williams	1-1	30	4-10	.400	1-5	.200	3-3	1.000	1	2	3	3	2-0	0	1	0	12	12.0	12	
Speights	1-0	11	3-4	.750	0-0	---	2-2	1.000	1	0	1	1	2-0	1	0	0	8	8.0	8	
Dalembert	2-2	60	7-11	.636	0-0	---	0-0	---	4	16	20	0	10-1	2	3	8	14	7.0	8	
Carney	2-0	18	4-6	.667	3-5	.600	0-0	---	0	2	2	0	2-0	1	2	1	11	5.5	11	
Green	2-0	37	5-18	.278	0-5	.000	1-2	.500	0	3	3	7	4-0	0	2	0	11	5.5	9	
Smith	2-0	11	3-4	.750	1-2	.500	0-0	---	1	2	3	0	2-0	0	0	0	7	3.5	7	
Holiday	1-0	11	1-3	.333	0-1	.000	0-0	---	2	1	3	3	1-0	0	1	1	2	2.0	2	
Ivey	1-0	8	0-3	.000	0-1	.000	0-0	---	0	1	1	0	1-0	1	0	0	0	0.0	0	
Kapono	1-0	9	0-4	.000	0-2	.000	0-0	---	0	0	0	0	2-0	0	0	0	0	0.0	0	
76ERS	2	480	75-167	.449	10-38	.263	31-38	.816	26	56	82	40	45-1	14	27	15	191	95.5	108	

## NUGGETS 2009-10 SEASON SERIES STATISTICS VS. SIXERS

PLAYER	G-GS	MIN	FG-A	PCT	3FG-A	PCT	FT-A	PCT	OFF	DEF	TOT	AST	PF	PPQ	STL	TO	BLK	PTS	AVG	HI
Billups	1-1	42	8-15	.533	4-6	.667	11-11	1.000	1	7	8	8	2-0	1	2	0	31	31.0	31	
Lawson	2-1	54	12-22	.545	2-4	.500	9-11	.818	2	7	9	13	5-0	1	1	1	35	17.5	23	
Hilario	2-2	69	11-19	.579	0-0	---	9-13	.692	5	16	21	5	2-0	2	2	0	31	15.5	24	
Anthony	1-1	34	5-21	.238	0-1	.000	4-4	1.000	4	0	4	1	4-0	0	3	0	14	14.0	14	
Affalo	2-2	53	9-19	.474	6-8	.750	2-2	1.000	4	4	8	5	8-0	1	3	0	26	13.0	17	
Martin	2-2	74	8-17	.471	0-2	.000	4-10	.400	2	13	15	6	6-0	6	4	2	20	10.0	17	
Smith	2-0	56	7-21	.333	3-8	.375	2-2	1.000	0	4	4	4	6-0	2	8	0	19	9.5	11	
Carter	1-0	20	3-7	.429	0-3	.000	0-0	---	1	2	3	4	1-0	2	3	0	6	6.0	6	
Andersen	2-0	31	4-4	1.000	0-0	---	0-0	---	1	4	5	0	1-0	0	3	1	8	4.0	4	
Graham	2-1	37	3-5	.600	0-0	---	0-2	.000	1	6	7	1	4-0	0	2	0	6	3.0	4	
Allen	1-0	9	1-3	.333	0-0	---	0-0	---	1	0	1	0	2-0	1	3	0	2	2.0	2	
NUGGETS	2	480	71-153	.464	15-32	.469	41-55	.745	22	63	85	47	41-0	16	35	4	198	99.0	105	

DATE	PHI	OPP		
12/1/76	H	W	114	102
12/21/76	A	L	94	108
1/30/77	A	W	107	101
3/9/77	H	W	129	125**
11/5/77	H	W	132	101
1/29/78	A	W	118	117
2/1/78	H	W	104	101
2/25/78	A	L	115	124
11/15/78	H	W	109	103*
2/25/79	A	W	119	111
4/8/79	H	W	112	111
1/23/80	A	W	118	93
2/29/80	H	W	104	103
12/27/80	A	L	121	125
3/6/81	H	W	131	112
12/9/81	H	W	137	109
2/27/82	A	L	125	134
2/1/83	A	W	133	124
2/16/83	H	W	116	95
12/7/83	H	W	133	128
12/29/83	A	L	89	101
11/24/84	A	L	110	114
3/24/85	H	W	124	103
12/6/85	H	L	121	123
3/1/86	A	W	118	107
12/30/86	A	W	111	108
3/20/87	H	W	116	106
12/12/87	H	L	121	131
2/26/88	A	L	104	120
12/7/88	H	W	134	109
2/26/89	A	L	115	122
12/26/89	A	L	111	114
3/30/90	H	W	149	131
12/7/90	H	W	135	126
1/5/91	A	W	120	104
12/11/91	H	L	88	98
12/30/91	A	L	93	109
2/12/93	A	L	122	126
3/23/93	H	W	88	80
12/15/93	H	W	101	93
1/2/94	A	W	96	80
2/18/95	H	W	95	89
2/23/95	A	L	75	105
12/11/95	H	L	91	104
12/30/95	A	L	100	108
12/26/96	A	W	118	89
2/16/97	H	L	97	112
12/12/97	H	W	106	91
2/27/98	A	W	79	78
12/6/99	H	L	77	94
1/31/00	A	L	80	83
12/4/00	A	L	98	105
2/5/01	H	W	99	80
12/28/01	A	L	90	93
2/18/02	H	W	110	83
12/16/02	H	W	93	71
3/2/03	A	W	100	94
12/12/03	H	L	77	86
2/17/04	A	L	85	106
12/14/04	H	W	110	102
12/31/04	A	L	92	97
12/27/05	H	W	108	106
3/9/06	A	L	93	97
11/10/06	H	L	101	108
1/2/07	A	W	108	97
1/6/08	A	L	96	109
3/19/08	H	W	115	113
12/26/08	A	L	101	105
2/18/09	H	L	89	101
12/7/09	H	L	83	93
1/3/10	A	W	108	105

\*overtime  
 \*\*double-overtime

# Denver Nuggets



DATE	PHI	OPP	DATE	PHI	OPP
------	-----	-----	------	-----	-----

Opponents





# Detroit Pistons



## GENERAL INFORMATION



John Kuester

Franchise Timeline (Established) .....Fort Wayne Pistons (1948-49), Detroit Pistons (1957-58)  
 Address .....6 Championship Drive; Auburn Hills, MI 48326  
 Managing Partner .....Karen Davidson  
 President, Palace Sports & Entertainment .....Alan Ostfield  
 President of Basketball Operations .....Joe Dumars  
 Head Coach .....John Kuester  
 Assistant Coaches .....Brian Hill, Darrell Walker, Pat Sullivan  
 Assistant Coach/Advance Scout .....Bill Pope  
 Athletic Trainer .....Mike Abdenour  
 Media Relations .....Kevin Grigg, Cletus Lewis, Jr., Michelle Fikany, Megan Heinemann  
 Home Court .....The Palace of Auburn Hills (22,076)

## BROADCAST INFORMATION

Radio .....WXYZ (97.1 FGM The Ticket): George Blaha, Mark Champion, Rick Mahorn  
 Television .....FS Detroit: George Blaha, Grege Kelsler

## ALL-TIME SERIES INFORMATION

### SIXERS

Largest Margin of Victory: 39, 3/25/81  
 Most Pts. Scored: 162, 2/8/63  
 Fewest Pts. Scored: 64, 1/12/50

### PISTONS

Largest Margin of Victory: 37, 12/20/97  
 Most Pts. Scored: 146, 1/12/63  
 Fewest Pts. Scored: 60, 1/5/54

## 2010-11 SCHEDULE

1/8/11 @ DET  
 2/25/11 @ PHI  
 4/13/11 @ PHI

## ALL-TIME SERIES RESULTS

Overall: 201-200  
 Home: 109-101  
 Away: 70-83  
 Neutral: 22-16

## PLAYOFFS

Overall: 9-15  
 Home: 8-4  
 Away: 1-11

## SIXERS 2009-10 SEASON SERIES STATISTICS VS. PISTONS

PLAYER	G-GS	MIN	FG-A	PCT	3FG-A	PCT	FT-A	PCT	OFF	DEF	TOT	AST	PF-DQ	STL	TO	BLK	PTS	AVG	HI
Iguodala	4-4	149	22-46	.478	5-15	.333	21-27	.778	2	19	21	23	7-0	7	6	4	70	17.5	24
Brand	4-3	110	23-44	.523	0-0	---	8-11	.727	11	10	21	6	9-0	1	7	4	54	13.5	25
Speights	3-0	61	15-25	.600	0-0	---	8-9	.889	4	12	16	4	7-0	2	6	2	38	12.7	21
Iverson	1-1	33	3-10	.300	0-0	---	5-6	.833	0	0	0	3	3-0	2	6	1	11	11.0	11
Williams	3-2	88	12-29	.414	3-10	.300	5-7	.714	0	1	1	10	5-0	1	9	3	32	10.7	14
Young	3-3	98	11-37	.297	3-10	.300	6-10	.600	8	8	16	8	6-0	3	9	2	31	10.3	11
Dalembert	4-4	104	18-25	.720	0-0	---	5-5	1.000	11	18	29	3	7-0	0	5	4	41	10.3	17
Green	4-1	79	16-26	.615	4-7	.571	3-6	.500	2	9	11	10	8-0	0	4	1	39	9.8	15
Meeks	1-0	29	8-11	.727	2-4	.500	1-3	.333	0	4	4	3	1-0	0	1	0	19	19.0	19
Holiday	2-1	58	7-14	.500	2-5	.400	1-2	.500	1	3	4	15	7-0	2	3	1	17	8.5	11
Kapono	3-1	61	6-16	.375	1-10	.100	0-0	---	1	3	4	9	4-0	1	5	0	13	4.3	9
Smith	3-0	53	4-9	.444	1-3	.333	0-0	---	3	4	7	0	7-0	3	0	2	9	3.0	4
Carney	2-0	26	0-1	.000	0-1	.000	0-0	---	0	2	2	1	1-0	1	0	1	0	0.0	0
Ivey	2-0	11	0-2	.000	0-0	---	0-0	---	0	1	1	0	1-0	1	1	0	0	0.0	0
76ERS	4	960	145-295	.492	21-65	.323	63-86	.733	43	94	137	95	73-0	24	64	25	374	93.5	104

## PISTONS 2009-10 SEASON SERIES STATISTICS VS. SIXERS

PLAYER	G-GS	MIN	FG-A	PCT	3FG-A	PCT	FT-A	PCT	OFF	DEF	TOT	AST	PF-DQ	STL	TO	BLK	PTS	AVG	HI
Gordon	3-1	98	21-44	.477	5-17	.294	9-10	.900	1	3	4	11	7-0	4	6	0	56	18.7	23
Villanueva	4-1	104	27-48	.563	6-14	.429	11-14	.786	4	14	18	2	12-0	3	2	1	71	17.8	25
Stuckey	4-4	135	26-59	.441	0-2	.000	18-22	.818	4	11	15	17	9-0	4	7	0	70	17.5	27
Hamilton	1-1	41	6-22	.273	0-3	.000	0-0	---	0	1	1	7	4-0	2	4	0	12	12.0	12
Jerebko	4-3	111	19-35	.543	1-4	.250	5-6	.833	8	16	24	6	10-0	3	6	1	44	11.0	17
Brown	2-0	36	5-10	.500	0-0	---	8-9	.889	6	7	13	0	3-0	1	4	0	18	9.0	11
Prince	2-2	38	6-11	.545	2-3	.667	2-2	1.000	2	6	8	4	2-0	2	1	0	16	8.0	14
Wallace	4-4	121	13-21	.619	0-0	---	4-8	.500	17	21	38	6	7-0	13	5	4	30	7.5	18
Bynum	3-1	80	8-21	.381	0-3	.000	6-10	.600	3	7	10	16	6-0	4	5	1	22	7.3	10
Daye	4-0	65	10-21	.476	3-8	.375	3-4	.750	5	12	17	3	7-0	1	2	2	26	6.5	10
Maxiell	3-2	66	7-14	.500	0-0	---	4-6	.667	6	7	13	2	5-0	1	4	1	18	6.0	12
Wilcox	1-0	13	2-2	1.000	0-0	---	1-1	1.000	0	1	1	1	1-0	1	2	0	5	5.0	5
Atkins	2-1	44	3-9	.333	0-4	.000	2-2	1.000	1	0	1	7	1-0	1	1	0	8	4.0	8
Summers	2-0	8	0-0	---	0-0	---	0-0	---	0	0	0	2	2-0	0	0	0	0	0.0	0
PISTONS	4	960	153-317	.483	17-58	.293	73-94	.777	57	106	163	84	77-0	40	53	10	396	99.0	124

# Detroit Pistons



DATE	PHI	OPP	DATE	PHI	OPP	DATE	PHI	OPP	DATE	PHI	OPP								
12/14/49	H	W	96	83	2/4/61	N	L	104	111	12/11/71	A	W	118	111	12/8/89	H	W	107	101
1/12/50	A	W	64	62	2/11/60	N	W	141	111	1/4/72	A	W	131	127	1/17/90	N	W	112	108
11/25/50	H	W	92	77	2/12/61	H	W	148	122	1/15/72	A	W	131	121	3/29/90	A	L	112	115*
12/21/50	A	L	72	97	2/17/61	N	W	115	113	2/4/72	H	L	113	118	4/19/90	A	W	107	97
12/25/50	H	W	81	69	2/21/61	N	W	123	118	12/20/72	A	L	113	141	11/30/90	A	L	94	96
1/15/51	A	L	76	84	12/19/61	N	W	124	111	2/2/73	A	L	104	114	12/22/90	H	W	106	99
2/14/51	A	L	75	77	12/30/61	H	W	109	108	2/16/73	H	W	119	106	2/5/91	A	L	98	107
3/1/51	H	W	108	86	1/5/62	N	L	135	138*	3/23/73	N	L	96	115	3/20/91	H	W	107	103
1/1/51	H	W	90	75	1/24/62	A	L	102	111	12/14/73	A	W	96	93	11/16/91	A	W	89	86
11/22/51	A	W	96	72	1/25/62	N	L	100	101	12/15/73	H	L	89	99	2/16/92	H	L	83	90
11/29/51	H	W	82	78	2/11/62	H	W	132	116	2/17/74	H	L	107	118	3/18/92	A	L	85	91
12/11/51	N	W	80	62	3/3/62	A	W	128	114	3/23/74	A	W	97	89	4/8/92	H	L	71	89
2/28/52	H	W	88	83	3/10/62	H	W	128	111	11/2/74	H	L	94	100	12/4/92	H	L	99	101
3/6/52	A	W	83	81**	3/14/62	A	L	102	105	12/14/74	A	L	93	100	12/5/92	A	L	88	112
12/4/52	A	W	78	70	11/21/62	A	W	122	120	1/4/75	A	L	82	89	1/16/93	H	W	123	108
1/1/53	H	W	92	78	12/4/62	N	L	129	130	2/14/75	H	W	103	101	2/23/93	A	L	89	101
1/22/53	H	W	87	75	1/12/63	N	L	115	146	12/19/75	A	W	115	114*	11/21/93	A	L	89	103
2/11/53	A	L	78	96	1/13/63	H	W	148	114	12/30/75	H	W	114	108	12/20/93	H	W	121	92
2/26/53	H	W	89	77	2/8/63	A	W	162	135	3/5/76	H	W	123	112	4/12/94	A	W	134	107
3/6/52	A	W	83	81**	2/17/63	H	W	143	124	4/4/76	A	L	97	101	4/24/94	H	W	110	102
11/21/53	A	L	74	78	2/22/63	A	L	117	126	11/24/76	A	L	117	118	11/15/94	A	L	98	99
11/19/53	H	W	79	76	3/2/63	H	W	152	128	12/17/76	H	W	138	116	12/17/94	H	L	92	97
12/6/53	A	L	77	78	3/3/63	A	W	127	123	3/30/77	H	W	115	112	1/16/95	H	L	110	116
1/5/54	A	W	72	60	10/16/63	A	W	117	115	4/8/77	A	L	112	116	1/24/95	A	L	105	116
1/7/54	H	W	70	67	10/19/63	H	L	121	124	10/19/77	H	W	113	96	11/24/95	A	L	78	101
2/6/54	H	W	93	87*	11/6/63	A	L	101	119	11/23/77	A	W	106	105	2/14/96	H	L	83	102
2/18/54	H	W	91	77	12/1/63	N	W	132	121	2/15/78	A	W	116	113	4/5/96	H	L	87	108
3/4/54	A	W	86	63	12/27/63	N	W	119	107	4/5/78	H	W	126	115	4/10/96	A	L	76	92
11/11/54	A	W	88	86	2/14/64	H	W	130	123	10/20/78	A	W	126	117	11/5/96	H	L	81	83
11/18/54	H	W	91	82	2/26/64	A	W	130	122	11/1/78	H	W	135	112	1/25/97	A	L	95	104
1/13/55	H	W	100	83	3/13/64	N	L	122	133	2/7/79	H	W	114	103	3/30/97	A	W	96	92
1/25/55	N	L	66	69	10/16/64	H	W	125	113	2/21/79	A	L	99	106*	12/20/97	A	L	78	115
1/27/55	H	W	94	79	11/18/64	A	L	111	124	10/19/79	H	W	112	104	12/22/97	H	L	92	96
2/3/55	A	L	85	104	11/28/64	A	W	101	93	1/19/79	A	L	98	106	3/18/98	H	W	104	96
3/2/55	N	W	103	90	12/4/64	H	W	119	106	2/18/79	A	W	114	102	3/23/98	H	L	79	94
3/3/55	A	W	83	81	1/18/65	N	W	109	95	1/30/80	H	W	121	108	2/9/99	H	W	90	86
3/12/55	H	W	112	92	1/19/65	N	L	97	103	2/15/80	A	W	114	104	4/22/99	A	W	104	96
11/5/55	H	W	114	113*	1/22/65	N	W	109	103*	3/17/80	H	W	12						

# Golden State Warriors



## GENERAL INFORMATION

Franchise Timeline (Established) .....Philadelphia Warriors (1946-47), San Francisco Warriors (1962-63), Golden State Warriors (1971-72)  
 Address .....1011 Broadway, Oakland, CA 94607  
 Owner & Managing Member .....Christopher Cohan  
 Co-Owners .....Michael Marks, Jim Davidson, John Thompson, Fred Harman  
 President .....Robert Rowell  
 General Manager .....Larry Riley  
 Head Coach .....Don Nelson  
 Assistant Coaches .....Keith Smart, Stephen Silas, Russell Turner  
 Head Athletic Trainer .....Tom Abdenour  
 Public Relations .....Raymond Ridder, Dan Martinez, Benjamin Chen, Nick O'Hayre  
 Home Court .....ORACLE Arena (19,596)

## BROADCAST INFORMATION

Radio .....KNBR (680/1050 AM): Tim Ryeo  
 Television .....Comcast SportsNet Bay Area: Bob Fitzgerald, Jim Barnett

## ALL-TIME SERIES INFORMATION

**SIXERS**  
 Largest Margin of Victory: 46, 12/14/68  
 Most Pts. Scored: 163, 3/10/63  
 Fewest Pts. Scored: 64, 12/29/49

**WARRIORS**  
 Largest Margin of Victory: 43, 11/09/61  
 Most Pts. Scored: 151, 11/9/61  
 Fewest Pts. Scored: 61, 11/1/53

# Golden State Warriors



DATE	H	W	PHI	OPP	DATE	H	W	PHI	OPP	DATE	H	W	PHI	OPP	DATE	H	W	PHI	OPP
11/6/49	H	W	82	72	2/27/58	A	L	91	97	12/26/65	H	W	121	107	2/18/87	H	W	114	103
12/29/49	N	W	64	62	3/12/58	H	L	110	99	2/19/66	A	W	123	119	11/27/87	A	L	103	109
11/30/50	A	L	78	81	10/25/58	H	L	109	110	3/3/66	H	W	135	125	2/3/88	H	W	96	84
12/28/50	A	L	88	91*	11/8/58	A	W	103	98	11/4/66	H	W	134	129	12/27/88	A	L	112	119
12/21/51	H	L	86	96	11/23/58	A	L	107	110	11/24/66	H	W	140	123	1/27/89	H	W	113	112
2/4/51	H	W	78	75	12/9/58	N	W	106	90	12/22/66	A	W	116	114	2/7/90	H	L	112	113
2/27/51	A	L	72	86	12/13/58	H	W	115	110	2/2/67	N	L	120	137	2/21/90	A	W	96	95
3/4/51	H	W	85	79	1/2/59	A	W	117	107	2/4/67	N	W	140	127	1/18/91	H	L	138	141*
3/11/51	H	L	91	95	1/7/59	H	W	111	99	2/7/67	N	W	126	123	2/16/91	A	L	124	133
3/17/51	A	L	86	100	1/14/59	N	W	119	104	3/2/67	H	W	136	128	11/13/93	H	W	126	116
11/16/51	A	W	97	90	2/15/59	H	W	121	101	3/14/67	A	W	139	110	3/30/92	A	L	106	124
11/30/51	A	L	75	82	2/21/59	A	L	112	113	3/16/67	A	L	131	145	1/13/93	H	W	129	122
12/9/51	H	W	93	74	3/6/59	N	L	114	118	11/4/67	H	W	117	110	3/1/93	A	L	118	131
1/6/52	H	W	98	93	3/8/59	H	W	133	103	11/10/67	A	L	104	123	11/26/93	H	L	88	100
1/25/52	A	L	94	95*	11/4/59	A	L	113	124	11/29/67	H	L	95	113	12/28/93	A	W	107	90
2/8/52	A	W	96	87	11/21/59	H	W	116	107	1/19/68	A	L	120	131	2/20/95	A	L	85	98
2/10/52	H	W	91	84	11/22/59	N	L	103	114	2/4/68	H	W	141	117	3/22/95	H	W	119	102
3/8/52	A	L	83	92	12/13/59	H	W	150	121	2/13/68	A	W	112	105	11/25/95	H	L	89	107
3/9/52	H	W	99	82	12/25/59	N	L	121	129	2/27/68	H	W	127	107	1/3/96	A	L	111	122
11/1/52	A	L	84	86*	1/9/60	A	L	112	119	12/14/68	H	W	137	91	1/3/97	A	L	114	122
12/1/52	H	W	117	91	1/13/60	N	L	131	132*	12/21/68	A	L	94	109	1/15/97	H	L	111	128
12/6/52	A	W	82	74	12/20/60	H	L	123	129	1/19/69	H	L	97	98	12/27/97	A	W	85	78
12/11/52	H	W	102	83	2/4/60	H	W	137	110	2/14/69	H	L	111	127	1/17/98	H	W	112	84
1/10/53	N	W	87	77	2/6/60	A	L	126	129	2/19/69	A	L	117	134	12/29/99	A	W	97	94
1/11/53	H	W	76	72	2/17/60	A	L	116	123	2/22/69	A	W	129	122	1/5/00	H	W	113	92
2/8/53	H	W	98	89	2/18/60	H	W	136	122	12/30/69	A	W	122	105	12/27/00	A	W	118	110
2/22/53	H	W	86	73	3/9/60	H	W	137	126	12/26/69	H	W	141	121	3/30/01	H	W	102	89
2/24/53	N	W	74	63	10/22/60	H	L	123	133	12/28/69	N	W	138	112	12/5/01	A	L	87	93
3/7/53	N	L	87	88	11/17/60	A	W	106	105	1/16/70	H	W	127	105	2/20/02	H	W	114	107
10/31/53	A	L	73	79	12/6/60	N	L	107	113	2/7/70	A	W	115	111	12/30/02	A	L	98	104
11/1/53	H	W	85	61	12/11/60	H	W	132	121	3/22/70	H	W	132	112	3/28/03	H	L	98	102
12/2/54	A	W	74	66	1/5/61	A	L	127	139	10/28/70	A	W	111	108	11/1/03	A	L	90	104
1/3/54	H	L	77	90	1/15/61	H	W	116	113	11/24/70	H	L	96	104	3/30/04	H	W	95	71
1/24/54	H	L	78	80	1/18/61	N	W	129	118	12/11/70	H	L	101	102	1/3/05	A	W	112	104
1/26/54	N	W	79	75	2/1/61	H	L	113	122	12/19/70	A	W	108	99	3/8/05	H	L	85	104
2/3/54	N	L	70	82	2/9/61	A	W	136	126	1/5/71	H	W	97	92	12/21/05	H	W	111	100
2/11/54	A	L	74	76**	2/18/61	N	W	129	110	11/25/71	A	W	112	111	3/19/06	A	L	89	98
2/16/54	N	L	77	95	3/1/61	H	W	149	128	12/16/71	A	L	93	113	12/26/06	A	L	97	116
3/6/54	H	W	88	77	3/3/61	N	L	116	123	1/22/72	H	L	106	113	2/2/07	H	L	101	102
11/16/54	N	W	86	85	3/4/61	A	L	115	116	2/10/72	A	L	112	121	11/24/07	H	L	98	100*
12/4/54	H	L	73	79	10/27/61	A	W	126	122	3/25/72	H	L	115	116	2/29/08	A	L	97	119
12/5/54	H	W	89	72	10/28/61	H	L	113	119	11/16/72	A	L	106	128	11/23/08	H	W	89	81
12/7/54	N	W	88	81	11/9/61	A	L	108	151	1/6/73	A	L	79	111	3/20/09	A	W	111	119
12/12/54	H	L	87	96	11/18/61	H	W	148	130	1/31/73	H	L	115	131	12/14/09	H	W	117	101
12/29/54	A	L	70	72	12/14/61	A	L	125	136	3/11/73	N	L	93	97	2/23/10	A	W	110	102
1/19/55	N	W	98	97*	12/26/61	N	L	111	118	11/17/73	A	W	109	106	* overtime				
1/26/55	N	W	107	99	1/9/62	A	W	129	120	11/23/73	N	L	106	111	** double-overtime				
1/30/55	H	L	83	93	1/21/62	N	L	132	138*	2/23/74	A	L	106	125					
2/18/55	A	L	86	110	2/3/62	H	W	134	112	3/8/74	H	L	96	106					
2/27/55	H	W	105	77	2/4/62	A	L	117	128	11/16/74	A	W	106	102					
3/6/55	H	W	107	101	2/21/62	H	W	150	109	12/20/74	H	L	93	94					
11/19/55	A	L	94	102	3/11/62	H	W	149	130	1/23/75	A	L	100	108					
11/23/55	N	L	101	104	12/11/62	A	L	124	136	2/15/75	H	L	101	108					
12/9/55	A	L	92	101	12/16/62	A	W	144	137	11/25/75	H	W	109	108					
12/18/55	H	W	99	79	12/22/62	H	L	118	123	1/29/76	A	L	114	123					
12/29/55	A	L	83	112	12/28/62	N	L	117	124	2/22/76	A	L	93	94					
1/4/56	H	L	87	88	1/26/63	A	W	116	110	2/27/76	H	L	114	121					
1/25/56	A	L	100	112	1/27/63	A	W	119	110	11/4/76	A	W	101	96					
1/26/56	H	W	100	89	2/10/63	H	W	139	115	12/17/76	H	L	114	117					
2/7/56	N	L	95	128	3/10/63	H	W	163	148	3/3/77	A	L	119	121*					
2/26/56	H	L	85	87	11/12/63	H	W	106	102*	3/23/77	H	L	120	128					
3/3/56	A	L	96	102	12/20/63	A	W	114	112	10/29/77	A	L	110	113					
3/11/56	H	W	99	88	12/22/63	A	L	104	118	11/25/77	H	W	125	119*					
10/27/56	N	W	109	103**	12/26/63	H	W	118	112	1/22/78	H	W	99	87					
11/17/56	A	L	96	109	1/17/64	H	L	91	112	3/1/78	A	W	125	119					
11/18/56	H	W	99	97	1/28/64	H	L	117	139	11/21/78	H	L	105	115					
12/15/56	H	L	108	117	3/16/64	A	W	111	110	12/20/78	A	L	81	85					
12/29/56	A	W	104	103*	3/18/64	A	L	85	89	1/26/79	A	W	105	96					
1/6/57	H	W	128	123	11/10/64	H	L	99	110	1/31/79	H	L	106	108					
1/17/57	A	W	108	103	11/26/64	H	W	128	117	2/24/80	A	W	103	100					
1/18/57	N	L	94	96	12/14/64	N	W	119	112	3/2/80	H	W	144	99					
2/2/57	A	L	100	107	12/18/64	A	L	111	117	11/19/80	H	W	110	101					
2/21/57	H	W	92	86	12/20/64	A	W	113	111	1/3/81	A	W	119	105					
3/2/57	A	L	85	98	1/6/65	N	W	121	102	12/29/81	A	W	142	135					
3/3/57	H	W	112	86	1/21/65	H	W	111	102	3/10/82	H	W	134	114					
10/25/57	H	W	103	85	2/9/65	N	W	132	114	2/3/83	A	W	117	111					
11/14/57	A	W	97	94	2/11/65	A	L	100	106	2/27/83	H	W	115	104					
11/27/57	H	W	92	87	3/16/65	H	L	107	115	1/3/84	A	L	106	115					
11/28/57	A	L	98	102	11/4/65	N	L	119	121	1/14/84	H	W	129	103					
12/3/57	N	W	119	96	11/5/65	H	W	133	115	12/29/84	A	W	109	95					
12/29/57	H																		



# Houston Rockets



# Houston Rockets



## GENERAL INFORMATION

Franchise Timeline (Established) ..... San Diego Rockets (1967-68); Houston Rockets (1971-72)  
 Address ..... 1510 Polk Street; Houston, TX 77002  
 Owner ..... Leslie Alexander  
 General Manager ..... Daryl Morey  
 Head Coach ..... Rick Adelman  
 Assistant Coaches ..... Elston Turner, Jack Sikma, T.R. Dunn, R.J. Adelman  
 Assistant Coach/Advance Scout ..... Pat Zipfel  
 Senior Vice President of Basketball Operations/Athletic Trainer ..... Keith Jones  
 Media Relations ..... Nelson Luis, Tracey Hughes, Bob Schranz  
 Home Court: ..... Toyota Center (18,043)

## BROADCAST INFORMATION

Radio ..... KILT SportsRadio (610 AM); Craig Ackerman, Joel Blank  
 Spanish Radio ..... KEYH 850 AM; Adrian Chavarría  
 Television ..... FOX Sports Houston (my20); Bill Worrell, Clyde Drexler, Matt Bullard



Rick Adelman

## 2010-11 SCHEDULE

2/16/11 @ HOU  
 3/30/11 @ PHI

## ALL-TIME SERIES RESULTS

Overall: 64-62  
 Home: 36-23  
 Away: 23-38  
 Neutral: 3-3

## PLAYOFFS

Home: 4-2  
 Away: 2-1  
 Overall: 2-1

## ALL-TIME SERIES INFORMATION

**SIXERS** Largest Margin of Victory: 31, 3/5/68  
 Most Pts. Scored: 159, 1/25/70  
 Fewest Pts. Scored: 66, 11/17/03

**ROCKETS** Largest Margin of Victory: 38, 2/16/93  
 Most Pts. Scored: 149, 2/16/93  
 Fewest Pts. Scored: 73, 12/8/99

## SIXERS 2009-10 SEASON SERIES STATISTICS VS. ROCKETS

PLAYER	G-GS	MIN	FG-A	PCT	3FG-A	PCT	FT-A	PCT	OFF	DEF	TOT	AST	PF	DPQ	STL	TO	BLK	PTS	AVG	HI
Iverson	1-1	35	7-18	.389	0-0	---	6-9	.667	0	5	5	3	2-0	0	1	0	20	20.0	20	24
Iguodala	2-2	78	11-21	.524	3-8	.375	13-14	.929	2	12	14	9	5-0	3	6	0	38	19.0	24	24
Brand	2-2	70	12-30	.400	0-0	---	8-8	1.000	4	11	15	5	8-0	2	3	2	32	16.0	19	19
Young	2-1	61	14-21	.667	1-3	.333	3-4	.750	5	12	17	1	3-0	1	4	0	32	16.0	17	17
Williams	1-0	19	3-12	.250	1-4	.250	2-2	1.000	0	1	1	1	1-0	0	1	0	9	9.0	9	9
Green	2-1	51	6-15	.400	1-3	.333	4-4	1.000	0	5	5	7	7-0	0	3	0	17	8.5	15	15
Holiday	2-1	38	2-8	.250	2-6	.333	6-6	1.000	0	1	1	5	3-0	2	2	1	12	6.0	10	10
Ivey	1-0	6	2-2	1.000	2-2	1.000	0-0	---	0	0	0	1	1-0	0	0	1	6	6.0	6	6
Dalembert	2-2	53	5-10	.500	0-0	---	1-2	.500	6	18	24	1	7-0	2	4	2	11	5.5	7	7
Carney	2-0	26	3-7	.429	1-3	.333	1-2	.500	0	4	4	1	4-0	1	0	0	8	4.0	8	8
Speights	1-0	6	2-3	.667	0-0	---	0-0	---	0	1	1	0	2-0	0	0	0	4	4.0	4	4
Kapono	1-0	17	1-3	.333	0-1	.000	0-0	---	0	0	0	1	1-0	0	0	0	2	2.0	2	2
Smith	2-0	16	1-3	.333	0-0	---	0-2	.000	2	0	2	1	1-0	1	1	0	2	1.0	2	2
Brezec	1-0	5	0-1	.000	0-0	---	0-0	---	1	1	2	0	1-0	1	0	0	0	0.0	0	0
76ERS	2	480	69-154	.448	11-30	.367	44-53	.830	20	71	91	36	46-0	13	29	6	193	96.5	102	102

## ROCKETS 2009-10 SEASON SERIES STATISTICS VS. SIXERS

PLAYER	G-GS	MIN	FG-A	PCT	3FG-A	PCT	FT-A	PCT	OFF	DEF	TOT	AST	PF	DPQ	STL	TO	BLK	PTS	AVG	HI
Brooks	2-2	78	18-41	.439	9-16	.563	8-11	.727	1	2	3	5	6-0	2	5	1	53	26.5	34	34
Landry	2-0	65	9-19	.474	0-0	---	15-19	.789	8	9	17	3	3-0	0	4	4	33	16.5	20	20
Lowry	2-0	40	8-11	.727	0-2	.000	9-10	.900	0	4	4	5	3-0	1	2	1	25	12.5	14	14
Ariza	2-2	78	8-22	.364	3-7	.429	3-10	.300	1	13	14	7	3-0	4	3	1	22	11.0	13	13
Scola	2-2	59	10-20	.500	0-0	---	2-2	1.000	2	10	12	2	6-0	0	5	0	22	11.0	14	14
Budinger	2-0	37	7-14	.500	3-8	.375	1-1	1.000	0	7	7	4	5-0	1	1	1	18	9.0	15	15
Battier	2-2	55	3-14	.214	2-11	.182	0-0	---	1	5	6	3	9-0	2	2	1	8	4.0	5	5
Dorsey	1-0	18	2-2	1.000	0-0	---	0-0	---	3	4	7	1	3-0	1	2	0	4	4.0	4	4
Hayes	2-2	37	2-9	.222	0-0	---	2-4	.500	6	4	10	2	6-0	1	2	0	6	3.0	5	5
Andersen	1-0	12	0-5	.000	0-2	.000	0-0	---	0	1	1	1	3-0	0	0	0	0	0.0	0	0
Taylor	1-0	0	0-0	---	0-0	---	0-0	---	0	0	0	0	0-0	0	0	0	0	0.0	0	0
ROCKETS	2	480	67-157	.427	17-46	.370	40-57	.702	22	59	81	33	47-0	12	27	9	191	95.5	96	96

DATE	PHI	OPP	DATE	PHI	OPP	DATE	PHI	OPP	DATE	PHI	OPP
11/7/67	A	W	129	105	12/12/90	H	L	100	108		
11/8/67	A	W	129	114	3/9/91	A	L	80	97		
11/23/67	H	W	128	117	1/8/92	H	W	114	104		
2/7/68	N	W	125	103	2/20/92	A	L	101	110		
2/16/68	A	W	124	108	2/10/93	H	L	90	98		
2/18/68	A	L	106	111	2/16/93	A	L	111	149		
3/5/68	H	W	134	103	11/15/93	H	L	84	88		
11/24/68	A	L	128	135*	1/8/94	A	L	93	100		
12/4/68	H	W	110	99	3/14/95	H	L	107	136		
12/10/68	N	L	120	132	3/19/95	A	L	103	114		
12/20/68	A	W	116	109	11/22/95	H	L	106	115		
1/17/69	H	W	129	124	2/29/96	A	L	95	109		
2/18/69	A	W	125	113	12/7/96	A	L	108	123		
11/19/69	H	L	116	125	1/10/97	H	L	99	120		
1/25/70	H	W	159	131	11/12/97	A	W	114	100		
2/6/70	A	W	129	124	1/31/98	H	L	86	102		
2/27/70	H	W	125	111	12/8/99	H	W	83	73		
3/9/70	N	W	131	112	2/3/00	A	L	106	109		
3/15/70	A	L	128	137	1/24/01	A	W	85	84*		
10/16/70	H	W	127	119	2/7/01	H	L	87	112		
10/24/70	A	L	111	116	11/8/01	A	L	72	77		
12/15/70	H	W	122	98	1/15/02	H	W	112	106*		
1/17/71	A	W	106	105	12/27/02	A	L	72	97		
3/27/71	H	L	103	111	4/4/03	H	L	79	88*		
10/14/71	A	W	105	94	11/17/03	H	L	66	74		
11/17/71	H	L	112	118	12/31/03	A	L	72	80		
11/24/71	A	L	108	109	12/4/04	A	L	76	77		
2/14/72	H	L	116	130	2/2/05	H	L	95	118		
3/12/72	A	L	112	121	2/6/06	H	L	81	87		
11/1/72	H	L	104	108	3/1/06	A	W	106	101		
11/11/72	N	W	114	112	1/29/07	A	L	84	105		
12/22/72	A	L	103	116	3/18/07	H	L	74	124		
2/6/73	N	L	117	123	12/10/07	H	W	100	88		
2/23/73	N	L	116	138	1/15/08	A	W	111	107		
3/23/73	H	L	112	132	1/6/09	H	W	104	96		
10/10/73	H	L	88	104	1/28/09	A	W	95	93		
10/16/73	A	W	106	101	12/11/09	H	L	91	96		
11/13/73	A	L	83	97	2/6/10	A	W	102	95		
12/1/73	H	W	108	106*							
1/2/74	H	L	99	101							
2/20/74	A	L	98	115							
10/25/74	A	L	86	110							
12/11/74	H	W	103	96							
2/2/75	H	W	90	77							
2/21/75	A	L	85	103							
11/29/75	A	L	98	99							
1/27/76	A	L	116	127							
2/13/76	H	W	134	109							
3/27/76	A	L	95	109							
4/5/76	H	W	130	129*							
10/27/76	A	W	116	94							
12/29/76	A	L	91	93							
1/12/77	H	W	102	97							
3/18/77	H	W	124	104							
11/22/77	H	W	105	99							
12/3/77	A	L	116	120*							
1/10/78	H	W	95	80							
4/1/78	A	L	112	116							
10/28/78	A	W	101	99							
12/15/78	H	W	91	84							
3/21/79	A	W	114	108							
4/4/79	H	W	121	120							
10/13/79	A	L	94	97							
11/23/79	H	W	113	102							
12/21/79	H	W	117	106							
12/29/79	A	L	100	104							
1/31/80	A	W	110	105							
11/26/80	A	W	101	100							
1/9/81	H	W	107	94							
11/21/81	H	W	135	106							
1/28/82	A	L	10								

# Indiana Pacers



# Indiana Pacers



Jim O'Brien

## GENERAL INFORMATION

Franchise Timeline (Established) ..... Indiana Pacers (1976-77)  
 Address ..... 125 S. Pennsylvania Street; Indianapolis, IN 46204  
 Owners ..... Herbert Simon  
 President of Basketball Operations ..... Larry Bird  
 General Manager ..... David Morway  
 Head Coach ..... Jim O'Brien  
 Assistant Coaches ..... Dan Burke, Jay DeFrusco, Walter McCarty  
 Scout/Assistant Coach ..... Vitally Potapenko, Frank Vogel  
 Head Athletic Trainer/Team Administrator ..... Jimmy Powell  
 Public Information ..... David Benner, Krissy Myers, Tim Edwards  
 Home Court ..... Consecro Fieldhouse (18,165)

## BROADCAST INFORMATION

Radio ..... WIBC (1070 AM); Mark Boyle, Bob Leonard  
 Television ..... FSN Indiana; Quinn Buckner, Chris Denari, Clark Kellogg, Stacy Paetz

## 2010-11 SCHEDULE

10/30/10 @ IND  
 11/3/10 @ PHI  
 1/11/11 @ PHI  
 3/8/11 @ IND

## ALL-TIME SERIES RESULTS

Overall: 88-58  
 Home: 47-26  
 Away: 41-32

## PLAYOFFS

Home: 7-9  
 Away: 3-5  
 Overall: 7-9

## ALL-TIME SERIES INFORMATION

<b>SIXERS</b>	<b>PACERS</b>
Largest Margin of Victory: 27, 11/13/80	Largest Margin of Victory: 45, 4/22/94
Most Pts. Scored: 134, 11/7/84	Most Pts. Scored: 136, 4/6/79
Fewest Pts. Scored: 74, 2x last 2/28/04	Fewest Pts. Scored: 81, 2x last 2/28/04

## SIXERS 2009-10 SEASON SERIES STATISTICS VS. PACERS

PLAYER	G-GS	MIN	FG-A	PCT	3FG-A	PCT	FTA	PCT	OFF	DEF	TOT	AST	PF	DP	STL	TO	BLK	PTS	AVG	HI
Iverson	2-2	61	15-33	.455	2-3	.667	5-5	1.000	5	3	8	9	3-0	0	6	0	37	18.5	20	
Brand	3-3	92	16-37	.432	0-0	---	10-13	.769	9	8	17	7	10-0	3	5	0	42	14.0	23	
Williams	3-1	92	13-31	.419	3-7	.429	12-13	.923	1	10	11	11	6-0	2	5	2	41	13.7	16	
Young	3-0	85	16-35	.457	3-7	.429	3-6	.500	5	16	21	1	10-0	2	9	0	38	12.7	22	
Iguodala	3-3	114	14-38	.368	4-12	.333	4-7	.571	1	18	19	10	3-0	4	3	1	36	12.0	22	
Holiday	3-3	64	12-24	.500	3-5	.600	5-6	.833	2	3	5	8	7-0	2	6	2	32	10.7	21	
Green	3-0	70	12-26	.462	3-7	.429	3-3	1.000	2	5	7	2	4-0	2	4	0	30	10.0	13	
Dalembert	3-3	65	7-20	.350	0-0	---	6-8	.750	13	23	36	0	4-0	6	3	7	20	6.7	16	
Smith	1-0	18	3-6	.500	0-0	---	0-0	---	2	4	6	1	4-0	0	2	6	6.0	6	6	
Speights	2-0	24	4-8	.500	0-0	---	2-2	1.000	1	3	4	2	2-0	1	1	2	10	5.0	6	
Carney	3-0	19	2-4	.500	1-2	.500	1-1	1.000	1	3	4	1	3-0	0	1	0	6	2.0	6	
Meeks	1-0	2	1-1	1.000	1-1	1.000	0-0	---	0	0	0	0	0-0	0	0	3	3.0	3	3	
Elson	1-0	3	0-1	.000	0-0	---	0-0	---	0	0	0	0	0-0	0	1	0	0	0.0	0	
Kapono	1-0	15	0-1	.000	0-1	.000	0-0	---	0	1	1	0	2-0	0	0	1	0	0.0	0	
76ERS	3	720	115-264	.436	20-45	.444	51-64	.797	42	97	139	52	58-0	22	45	17	301	100.3	107	

## PACERS 2009-10 SEASON SERIES STATISTICS VS. SIXERS

PLAYER	G-GS	MIN	FG-A	PCT	3FG-A	PCT	FTA	PCT	OFF	DEF	TOT	AST	PF	DP	STL	TO	BLK	PTS	AVG	HI
Granger	2-2	80	18-33	.545	4-11	.364	8-9	.889	1	14	15	7	6-0	3	9	3	48	24.0	26	
Rush	3-3	111	21-43	.488	9-17	.529	3-4	.750	2	13	15	4	4-0	3	3	2	54	18.0	24	
D. Jones	3-0	79	20-35	.571	0-2	.000	9-11	.818	6	4	10	8	10-0	1	7	4	49	16.3	25	
Murphy	3-3	96	16-32	.500	5-11	.455	4-5	.800	8	24	32	13	5-0	2	5	1	41	13.7	19	
Price	2-0	38	8-14	.571	5-6	.833	3-5	.600	1	3	4	0	4-0	2	4	0	24	12.0	17	
Ford	1-1	39	4-15	.267	0-3	.000	3-4	.750	1	3	4	7	5-0	2	1	0	11	11.0	11	
Hibbert	3-2	67	10-26	.385	0-0	---	6-7	.857	8	11	19	10	3-0	0	3	2	26	8.7	12	
Watson	3-3	100	6-19	.316	0-6	.000	9-10	.900	3	10	13	17	9-0	5	6	0	21	7.0	8	
Dunleavy	3-0	67	8-20	.400	2-8	.250	2-3	.667	0	13	13	5	4-0	1	2	0	20	6.7	9	
Head	3-1	32	6-14	.429	1-4	.250	2-5	.400	1	3	4	3	3-0	0	3	0	15	5.0	10	
S. Jones	1-0	7	2-2	1.000	0-0	---	0-0	---	0	0	0	0	2-0	0	2	0	4	4.0	4	
McRoberts	1-0	4	0-0	---	0-0	---	0-0	---	0	1	1	0	1-0	1	0	0	0	0.0	0	
PACERS	3	720	119-253	.470	26-68	.382	49-63	.778	31	99	130	74	56-0	20	47	12	313	104.3	109	

DATE	PHI	OPP	DATE	PHI	OPP	DATE	PHI	OPP	
11/17/76	H	L	117	123	1/14/94	H	W	104	102*
12/18/76	A	W	97	93	4/13/94	H	L	87	115
2/1/77	A	L	109	110	4/22/94	A	L	88	133
2/11/77	H	W	118	109	12/9/94	H	L	88	94
12/10/77	A	L	108	114*	1/28/95	A	L	103	106*
2/3/78	H	W	116	104	3/25/95	H	L	75	84
2/14/78	A	W	119	116	4/19/95	A	L	91	103
4/7/78	H	L	118	127	12/5/95	A	L	91	108
12/27/78	H	W	122	110	2/7/96	H	W	102	101
1/5/79	A	L	96	123	2/23/96	A	L	95	102
3/16/79	H	W	114	106	4/3/96	H	L	87	102
4/6/79	A	L	118	136	11/20/96	H	L	92	103
10/24/79	H	W	132	110	1/19/97	A	L	107	111
11/3/79	A	W	120	114**	4/4/97	H	L	103	114
11/26/79	H	W	113	112	11/30/97	A	L	89	101
2/5/80	A	W	109	108	1/28/98	H	L	90	93*
3/5/80	H	W	120	113	2/19/98	A	L	77	82
3/14/80	A	L	94	104	2/22/98	H	L	92	97
11/13/80	A	W	130	103	2/18/99	A	L	95	99
11/21/80	H	W	97	88	3/17/99	H	W	114	110
12/16/80	A	W	109	107	4/16/99	H	W	93	83
1/21/81	H	W	118	104	1/22/00	H	W	103	97
3/18/81	A	W	103	102	2/7/00	A	L	84	109
3/18/81	H	W	107	95	3/25/00	A	W	111	101
1/4/81	H	W	107	99	4/17/00	H	L	90	92
11/27/81	A	W	124	112*	1/28/01	A	W	86	81
1/22/82	A	W	112	105	4/1/01	H	W	104	93
2/10/82	H	W	102	96	4/17/01	A	W	111	105*
3/19/82	H	W	112	95	11/6/01	H	L	77	87
4/13/82	A	W	93	89	2/17/02	A	L	76	86
11/12/82	H	L	108	117	3/8/02	H	W	109	100
11/24/82	A	W	121	106	4/17/02	A	L	80	103
1/15/83	H	W	114	105	12/15/02	A	L	97	107
3/15/83	A	W	132	128	1/6/03	H	L	104	105
4/8/83	H	W	126	118*	3/12/03	H	W	96	93
10/29/83	A	W	124	112*	3/26/03	A	W	91	85
11/29/83	A	W	98	96	11/9/03	H	L	74	85
2/1/84	H	W	111	103	11/28/03	A	L	77	90
3/13/84	A	W	121	106	2/28/04	A	L	74	81
4/6/84	H	W	112	106	4/12/04	H	L	93	107
11/7/84	H	W	134	113	11/12/04	H	W	106	104*
11/21/84	A	W	112	107	12/22/04	A	W	102	90
11/28/84	H	W	122	101	1/31/05	H	W	89	88
2/12/85	A	W	124	116	4/15/05	A	W	90	86
4/6/85	A	L	117	121	11/5/05	A	W	111	109
4/12/85	H	W	111	105	3/5/06	H	L	93	94
11/6/85	H	W	105	97	3/26/06	A	L	79	92
11/23/85	A	W	110	100	11/7/06	A	L	86	97
12/17/85	A	W	102	96	12/20/06	H	L	93	101
3/9/86	H	W	120	102	3/10/07	A	W	100	96
3/11/86	A	W	101	91	4/10/07	H	W	90	86
4/11/86	H	W	130	122	12/19/07	A	L	85	102
10/31/86	H	W	108	104	1/21/08	H	L	103	110
11/4/86	A	L	121	125**	4/11/08	H	L	76	85
12/10/86	H	W	122	112	11/14/08	A	W	94	92
1/13/87	A	W	101	94	12/20/08	H	L	94	95
2/3/87	A	W	99	94	2/5/09	H	W	99	94
4/17/87	H	L	111	115	2/17/09	A	L	91	100
11/6/87	H	W	108	95	1/23/10	A	W	107	97
1/29/88	H	W	94	89	1/25/10	H	L	98	109
2/4/88	A	L	95	109	3/9/10	A	L	96	107
3/6/88	A	W	105	100					
3/18/88	H	W	129	109					
4/16/88	A	L	92	126					
11/26/88	H	W	122	114					
12/3/88	A	W	107	100					
2/14/89	A	W	113	108					
2/15/89	H	W	113	98					
11/25/89	A	W	111	103					
1/8/90	H	W	120	116					
1/31/90	A	W	112	108					
4/18/90	H	W	124	113					
11/13/90	A	W	108	100					



# Los Angeles Clippers



# Los Angeles Clippers



Vinny Del Negro



## GENERAL INFORMATION

Franchise Timeline (Established) .....Buffalo Braves (1970-71), San Deigo Clippers (1978-79),  
 .....Los Angeles Clippers (1984-85)  
 Address .....1111 S. Figueroa Street, Ste. 1100; Los Angeles, CA 90015  
 President and NBA Alternate Governor .....Andy Roeser  
 Vice President of Basketball Operations .....Neil Olshey  
 Head Coach .....Vinny Del Negro  
 Assistant Coaches .....Dean Demopoulos, Marc Iavaroni, Robert Pack  
 Assistant Coach/Director of Player Programs .....Fred Vinson  
 Head Athletic Trainer .....Jasen Powell  
 Communications .....Joseph Safety, Rob Raichlen, Seth Burton, Ta'Nisha Cooper, Steven Esparza  
 Home Court .....STAPLES Center (19,060)

## BROADCAST INFORMATION

Radio .....KFWB News Talk 980: Brian Sieman,  
 Cable Television .....Prime Ticket: Ralph Lawler, Michael Smith

## 2010-11 SCHEDULE

12/15/10 @ PHI  
 3/16/11 @ LAC

## ALL-TIME SERIES RESULTS

Overall: 65-48  
 Home: 41-14  
 Away: 23-32  
 Neutral: 1-2

## PLAYOFFS

Overall: 1-2  
 Home: 0-2  
 Away: 0-1

## ALL-TIME SERIES INFORMATION

**SIXERS** Largest Margin of Victory: 31, 3/29/78  
 Most Pts. Scored: 149, 3/29/78  
 Fewest Pts. Scored: 77, 3/20/01

**CLIPPERS** Largest Margin of Victory: 25, 12/27/75  
 Most Pts. Scored: 130, 12/27/75  
 Fewest Pts. Scored: 75, 12/31/02

## SIXERS 2009-10 SEASON SERIES STATISTICS VS. CLIPPERS

PLAYER	G-GS	MIN	FG-A	PCT	3FG-A	PCT	FTA	PCT	OFF	DEF	TOT	AST	PF	DQ	STL	TO	BLK	PTS	AVG	HI
Speights	2-0	54	13-25	.520	0-1	.000	8-11	.727	7	4	11	1	6-0	2	2	0	34	17.0	28	
Iguodala	2-2	84	10-26	.385	1-6	.167	11-13	.846	2	12	14	2	2-0	6	5	0	32	16.0	20	
Brand	2-0	65	15-31	.484	0-0	---	1-2	.500	5	4	9	3	7-0	3	2	0	31	15.5	17	
Williams	2-1	65	8-22	.364	2-10	.200	7-8	.875	1	2	3	9	2-0	0	1	1	25	12.5	19	
Green	1-1	36	5-7	.714	0-0	---	2-3	.667	1	2	3	7	3-0	2	1	0	12	12.0	12	
Young	2-2	66	11-28	.393	1-4	.250	0-0	---	3	10	13	2	2-0	1	1	0	23	11.5	19	
Iverson	1-1	29	1-4	.250	0-2	.000	5-5	1.000	0	4	4	6	3-0	2	0	0	7	7.0	7	
Dalembert	2-2	34	5-13	.385	0-0	---	1-1	1.000	5	10	15	2	9-0	0	5	8	11	5.5	8	
Kapono	2-0	22	4-9	.444	2-3	.667	0-0	---	0	1	1	0	1-0	0	0	0	10	5.0	5	
Holiday	2-1	43	3-13	.231	1-3	.333	1-1	1.000	1	0	1	6	2-0	5	2	2	8	4.0	8	
Ivey	1-0	3	0-1	.000	0-1	.000	2-2	1.000	0	0	0	0	0-0	0	0	0	2	2.0	2	
Carney	1-0	3	0-0	---	0-0	---	0-0	---	0	0	0	1	0-0	0	0	0	0	0.0	0	
Smith	1-0	3	0-0	---	0-0	---	0-0	---	0	1	1	0	0-0	0	0	0	0	0.0	0	
<b>76ERS</b>	<b>2</b>	<b>505</b>	<b>75-179</b>	<b>.419</b>	<b>7-30</b>	<b>.233</b>	<b>38-46</b>	<b>.826</b>	<b>25</b>	<b>50</b>	<b>75</b>	<b>51</b>	<b>37-0</b>	<b>21</b>	<b>23</b>	<b>11</b>	<b>195</b>	<b>97.5</b>	<b>107</b>	

## CLIPPERS 2009-10 SEASON SERIES STATISTICS VS. SIXERS

PLAYER	G-GS	MIN	FG-A	PCT	3FG-A	PCT	FTA	PCT	OFF	DEF	TOT	AST	PF	DQ	STL	TO	BLK	PTS	AVG	HI
Kaman	2-2	75	22-38	.579	0-1	.000	6-7	.857	7	14	21	8	10-1	0	5	4	50	25.0	26	
B. Davis	2-2	73	16-31	.516	4-6	.667	4-6	.667	1	3	4	20	6-0	2	5	0	40	20.0	20	
Butler	2-1	64	12-22	.545	6-12	.500	2-2	1.000	0	9	9	4	2-0	1	2	3	32	16.0	18	
Gordon	2-2	74	10-20	.500	4-9	.444	6-8	.750	2	6	8	7	2-0	4	8	0	30	15.0	17	
Camby	2-2	73	11-18	.611	1-1	1.000	2-3	.667	4	28	32	7	2-0	0	2	5	25	12.5	14	
Thornton	2-1	62	8-16	.500	0-0	---	0-1	.000	3	2	5	4	7-1	0	4	1	16	8.0	12	
Jordan	1-0	19	3-5	.600	0-0	---	1-4	.250	3	6	9	1	1-0	0	0	1	7	7.0	7	
Telfair	2-0	30	3-6	.500	1-3	.333	3-4	.750	0	0	0	3	6-0	0	5	0	10	5.0	6	
Collins	2-0	34	2-6	.333	0-0	---	2-2	1.000	0	2	2	1	3-0	0	2	0	6	3.0	6	
<b>CLIPPERS</b>	<b>2</b>	<b>505</b>	<b>87-162</b>	<b>.537</b>	<b>16-32</b>	<b>.500</b>	<b>26-37</b>	<b>.703</b>	<b>20</b>	<b>70</b>	<b>90</b>	<b>55</b>	<b>39-2</b>	<b>7</b>	<b>34</b>	<b>14</b>	<b>216</b>	<b>108.0</b>	<b>112</b>	

DATE	PHI	OPP	DATE	PHI	OPP	DATE	PHI	OPP	
10/20/70	A	W	98	89	3/10/96	H	L	102	104
11/13/70	H	W	119	111	3/22/96	A	L	93	107
11/25/70	N	W	99	92	2/20/97	H	W	101	84
12/29/70	A	W	124	113	2/25/97	A	L	93	98
12/14/71	A	L	110	117	2/25/98	A	L	108	117
12/27/71	A	W	121	112	4/3/98	H	W	93	78
1/12/72	H	L	109	111	11/5/99	A	L	81	91
2/2/72	H	W	119	104	2/23/00	H	W	94	78
3/1/72	H	W	108	99	2/16/01	H	W	108	93
3/14/72	A	L	105	108	3/20/01	A	L	77	88
10/13/72	H	L	101	104	12/26/01	A	W	100	86
10/17/72	A	L	114	122	1/7/02	H	W	116	92
11/24/72	N	L	96	105	11/6/02	H	W	101	99*
11/28/72	A	W	101	94	12/31/02	A	W	83	75
12/16/72	H	L	103	126	12/16/03	A	L	98	101
1/2/73	A	L	110	114	1/7/04	H	W	100	80
1/28/73	H	L	96	101	1/2/05	A	L	83	89
1/30/73	A	L	104	105	2/6/05	H	W	106	104
10/20/73	A	L	110	116	11/13/05	H	W	113	108
1/20/74	H	W	129	112	3/17/06	A	L	89	99*
1/22/74	A	L	109	119	11/18/06	A	L	97	103*
2/3/74	N	L	98	112	2/9/07	H	L	89	90
2/6/74	H	L	98	114	2/9/08	H	W	101	80
2/13/74	H	L	106	129	3/3/08	A	W	106	80
3/2/74	H	L	99	103	11/21/08	H	W	89	88
11/21/74	A	L	95	99	12/31/08	A	W	100	92
11/26/74	H	L	99	103	12/19/09	H	L	107	112**
12/7/74	H	W	116	112	12/31/09	A	L	88	104
12/10/74	A	L	91	101					
1/6/75	H	W	101	95					
2/4/75	A	W	111	105*					
3/25/75	A	L	103	118					
3/28/75	H	L	104	115					
4/4/75	A	L	97	108					
10/31/75	H	L	87	92					
11/4/75	A	W	121	114					
12/26/75	H	W	96	95					
12/27/75	A	L	105	130					
2/8/76	H	W	100	97					
3/6/76	A	L	99	105					
3/31/76	H	W	107	103					
10/23/76	A	L	105	108					
12/8/76	H	W	123	102					
2/8/77	A	L	89	99					
2/16/77	H	W	117	113					
11/26/77	A	W	112	107					
1/13/78	H	W	118	93					
2/10/78	A	L	110	116					
3/29/78	H	W	149	118					
11/24/78	H	W	134	120					
12/19/78	A	W	124	113					
2/9/79	H	W	117	106					
2/23/79	A	L	116	117					
11/30/79	H	W	104	101					
2/21/80	A	L	99	104					
2/6/81	H	W	129	113					
2/25/81	A	W	107	95					
2/23/82	A	W	115	101					
3/3/82	H	W	125	107					
11/3/82	H	W	130	111					
12/3/82	A	W	127	110					
11/13/83	H	W	124	116*					
3/4/84	A	W	127	122					
1/26/85	A	W	120	113					
3/13/85	H	W	121	103					
12/26/85	A	W	117	108					
1/8/86	H	W	116	114					
11/16/86	A	W	103	90					
1/5/87	H	W	108	102					
12/2/87	A	L	85	88					
1/8/88	H	W	117	103					
11/4/88	H	W	129	110					
2/28/89	A	W	123	105					
12/30/89	A	W	100	95					
3/5/90	H	W	128	105					
12/18/90	H	W	110	99					
2/17/91	A	W	114	104					
12/28/91	A	L	95	102					
1/10/92	H	W	102	90					
12/11/92	H	L	110	125					
12/27/92	A	W	110	106					
12/27/93	A	L	86	96					
1/12/94	H	W	117	98					
11/18/94	H	W	97	83					
1/5/95	A	L	93	95					

\* overtime  
 \*\*double-overtime

Opponents



# Los Angeles Lakers



# Los Angeles Lakers



Phil Jackson

## GENERAL INFORMATION

Franchise Timeline (Established) ..... Minneapolis Lakers (1948-49), Los Angeles Lakers (1960-61)  
 Address ..... 555 Nash Street; El Segundo, Calif.  
 Owner, President, Governor and Director ..... Dr. Jerry H. Buss  
 Co-Owner ..... Phillip F. Anschutz, Edward P. Roski, Jr.  
 Co-Owner, Vice President ..... Earvin Johnson  
 General Manager ..... Mitch Kupchak  
 Head Coach ..... Phil Jackson  
 Assistant Coaches ..... Jim Clemons, Frank Hamblen, Chuck Person, Brian Shaw  
 Special Assistant Coaches ..... Kareem Abdul-Jabbar, Craig Hodges  
 Athletic Trainer ..... Gary Vitti  
 Public Relations ..... John Black, Alison Bogli, Josh Rupprecht, Nick Mazzella, Matt Fleeer  
 Home Court ..... STAPLES Center (18,977)

## BROADCAST INFORMATION

Radio ..... 710 AM ESPN; Spero Dedes, Mychal Thompson  
 Spanish Radio ..... 1330 AM ESPN Deportes; Fernando Gonzalez, Pepe Mantilla  
 Television ..... FSW West/KCAL-TV; Stu Lantz, Joel Meyers

## ALL-TIME SERIES INFORMATION

### SIXERS

Largest Margin of Victory: 31, 11/02/51  
 Most Pts. Scored: 158, 3/18/68  
 Fewest Pts. Scored: 65, 11/5/53

### LAKERS

Largest Margin of Victory: 40, 2x last 11/19/72  
 Most Pts. Scored: 154, 12/19/71  
 Fewest Pts. Scored: 65, 1/29/53

## 2010-11 SCHEDULE

12/17/10 @ PHI  
 12/31/10 @ LAL

## ALL-TIME SERIES RESULTS

Overall: 128-136  
 Home: 76-42  
 Away: 38-78  
 Neutral: 15-16

## PLAYOFFS

Overall: 14-20  
 Home: 8-9  
 Away: 6-11

## SIXERS 2009-10 SEASON SERIES STATISTICS VS. LAKERS

PLAYER	G-GS	MIN	FG-A	PCT	3FG-A	PCT	FTA	PCT	OFF	DEF	TOT	AST	PF-DQ	STL	TO	BLK	PTS	AVG	HI
Dalembert	2-2	75	14-29	.483	0-0	---	6-8	.750	10	13	23	2	6-0	3	5	5	34	17.0	24
Iverson	1-1	38	10-18	.556	2-2	1.000	1-1	1.000	1	1	2	3	1-0	1	3	1	23	23.0	23
Meeks	1-0	16	5-8	.625	1-3	.333	1-2	.500	1	4	5	2	1-0	2	0	0	12	12.0	12
Young	2-0	51	10-18	.556	1-3	.333	2-4	.500	5	5	10	2	2-0	1	1	1	23	11.5	13
Brand	2-2	70	10-25	.400	0-1	.000	1-1	1.000	5	8	13	4	5-0	5	6	4	21	10.5	19
Iguodala	2-2	87	8-22	.364	1-7	.143	4-6	.667	0	16	16	15	4-0	1	7	2	21	10.5	13
Williams	2-1	45	8-17	.471	1-3	.333	3-4	.750	3	2	5	7	3-0	3	1	0	20	10.0	16
Carney	1-0	25	3-11	.273	1-5	.200	1-1	1.000	2	3	5	0	1-0	0	1	1	8	8.0	8
Green	1-0	22	3-7	.429	0-1	.000	2-4	.500	1	6	7	2	2-0	0	0	0	8	8.0	8
Holiday	2-2	46	5-13	.385	1-4	.250	2-2	1.000	2	0	2	6	4-0	1	3	2	13	6.5	8
Smith	1-0	2	2-2	1.000	0-0	---	0-0	---	0	0	0	0	1-0	0	0	0	4	4.0	4
Speights	2-0	19	3-9	.333	0-1	.000	0-0	---	0	4	4	1	2-0	1	1	1	6	3.0	6
Elson (TOT)	1-0	5	0-1	.000	0-0	---	0-0	---	1	0	1	0	1-0	0	0	0	0	0.0	0
Kapono	1-0	1	0-0	---	0-0	---	0-0	---	0	0	0	0	0-0	0	0	0	0	0.0	0
76ERS	2	480	76-171	.444	7-27	.259	22-31	.710	29	58	87	42	31-0	16	30	17	181	90.5	91

## LAKERS 2009-10 SEASON SERIES STATISTICS VS. SIXERS

PLAYER	G-GS	MIN	FG-A	PCT	3FG-A	PCT	FTA	PCT	OFF	DEF	TOT	AST	PF-DQ	STL	TO	BLK	PTS	AVG	HI
Bryant	2-2	82	17-38	.447	0-5	.000	9-12	.750	2	6	8	11	5-0	6	6	2	43	21.5	24
Gasol	2-2	81	16-31	.516	0-0	---	10-11	.909	9	12	21	10	3-0	3	5	3	42	21.0	23
Bynum	2-2	54	11-22	.500	0-0	---	4-5	.800	5	11	16	2	2-0	1	1	3	26	13.0	20
Odom	2-0	57	10-20	.500	1-4	.250	3-4	.750	3	15	18	5	4-0	2	3	6	24	12.0	13
Artest	2-2	74	9-20	.450	3-5	.600	1-1	1.000	3	6	9	3	2-0	2	1	0	22	11.0	18
Fisher	2-2	61	5-15	.333	1-5	.200	5-6	.833	3	4	7	8	5-0	2	1	0	16	8.0	9
Farmar	2-0	34	4-11	.364	2-5	.400	2-2	1.000	0	2	2	0	1-0	0	1	1	12	6.0	10
Brown	2-0	34	5-13	.385	1-4	.250	0-0	---	0	2	2	1	6-0	1	2	0	11	5.5	6
Vujacic	1-0	4	1-2	.500	0-1	.000	0-0	---	0	0	0	0	0-0	0	0	0	2	2.0	2
Powell	2-0	0	0-0	---	0-0	---	0-0	---	0	0	0	0	0-0	0	0	0	0	0.0	0
LAKERS	2	480	78-172	.453	8-29	.276	34-41	.829	25	58	83	40	28-0	17	24	15	198	99.0	99

DATE	PHI	OPP	DATE	PHI	OPP	DATE	PHI	OPP	DATE	PHI	OPP			
1/11/50	A	L	88	98	12/28/60	H	W	115	113	11/10/71	H	L	103	143
3/5/50	H	W	84	75	1/22/61	N	W	112	109	12/3/71	H	L	116	131
11/5/50	H	W	90	87	1/24/61	A	L	107	116	12/19/71	A	L	132	154
11/15/50	A	L	71	72*	1/25/61	A	L	112	117	1/14/72	H	L	121	135
1/4/51	H	L	77	80	2/20/61	N	W	126	121	3/7/72	A	L	97	114
2/18/51	H	W	91	80	3/2/61	N	L	110	114	11/19/72	A	L	95	135
2/21/51	A	L	76	82	3/5/61	H	L	114	125	12/13/72	H	L	90	128
3/14/51	A	L	76	100	11/28/61	N	W	121	111	1/10/73	H	L	96	120
11/2/51	H	W	98	67	12/4/61	A	L	120	131	2/11/73	A	L	90	108
12/5/51	A	W	83	81*	12/5/61	N	L	120	125	12/21/73	A	L	107	116
1/19/52	A	L	80	82	12/6/61	A	L	121	123*	1/12/74	H	L	101	108
1/19/52	H	W	110	105**	12/16/61	N	W	128	123	2/22/74	A	L	103	104
1/23/52	A	W	99	97*	12/27/61	N	L	111	119	3/13/74	H	L	100	121
2/21/52	H	W	88	80	12/28/61	H	L	114	121	11/15/74	A	L	99	105
11/9/52	H	W	96	89	3/4/62	H	L	115	124	1/8/75	H	L	98	106
12/9/52	A	L	79	82	10/20/62	H	W	108	102	1/26/75	A	W	103	97
1/8/53	H	W	75	67	11/15/62	N	W	120	98	2/5/75	H	L	110	113**
1/29/53	A	W	83	65	12/9/62	N	W	117	114	10/27/75	H	W	117	104
2/12/53	A	L	81	91	12/12/62	A	L	120	126	12/12/75	A	L	102	114
3/5/53	H	W	94	91	12/17/62	A	L	114	121	1/9/76	H	W	109	106
11/5/53	H	L	65	77	12/29/62	H	L	123	132	2/1/76	A	L	82	103
12/3/53	N	L	74	87	1/25/63	N	L	114	122	1/5/77	H	W	117	94
12/5/53	A	L	80	90	2/27/63	H	W	122	111	1/28/77	A	L	104	117
12/20/53	H	W	81	76	11/15/63	H	W	99	97	2/6/77	H	W	102	97
1/14/54	H	W	96	71	12/18/63	A	L	96	116	2/25/77	A	L	102	104
2/20/54	A	L	68	83	12/21/63	A	L	113	126	1/6/78	H	W	123	110
2/21/54	H	W	100	73	12/28/63	H	W	114	100	1/24/78	A	L	102	117
3/2/54	A	L	87	91	1/18/64	N	L	111	115	3/3/78	A	L	95	96
10/31/54	H	L	94	97	1/29/64	N	W	102	97	3/15/78	H	W	113	93
11/14/54	A	L	92	99	2/8/64	H	W	109	101	10/13/78	H	W	110	102
12/18/54	A	L	83	86	3/15/64	A	L	95	120	12/17/78	A	W	103	96
12/19/54	H	W	108	93	3/17/64	H	L	97	121	3/2/79	A	L	111	126
1/6/55	H	L	106	117	12/1/64	H	L	117	118	4/1/79	H	W	112	111
1/8/55	A	W	100	97	12/6/64	N	L	104	109	1/25/80	A	L	103	124
1/11/55	N	L	82	93	12/19/64	A	W	140	113	2/10/80	H	W	105	104
2/10/55	H	W	85	81	12/23/64	A	L	117	135	12/28/80	A	L	116	122
3/10/55	N	L	93	96	12/30/64	H	W	117	115	2/8/81	H	W	102	99
11/17/55	H	W	105	91	2/8/65	A	L	98	117	2/26/82	A	L	114	116**
12/3/55	H	W	114	103	2/10/65	A	W	110	99	3/7/82	H	W	119	113
12/4/55	A	W	102	96	2/18/65	H	L	110	117	12/5/82	A	W	114	104
12/15/55	H	L	133	135**	2/28/65	N	L	118	122	1/5/83	H	W	122	120*
1/1/56	A	W	85	80	3/2/65	N	L	117	126	2/26/84	H	L	99	101
1/8/56	A	L	91	99	11/9/65	H	W	118	110	3/7/84	A	L	113	105
1/10/56	N	L	79	90	11/21/65	A	W	110	104	12/7/84	H	W		



# Memphis Grizzlies



## GENERAL INFORMATION



Lionel Hollins

Franchise Timeline (Established) ..... Vancouver Grizzlies (1995-96), Memphis Grizzlies (2001-02)  
 Address ..... 191 Beale Street; Memphis, TN 38103  
 Majority Owner ..... Michael Heisley  
 President, Hoops LC ..... Gene Bartow  
 General Manager/Vice President of Basketball Operations ..... Chris Wallace  
 Assistant General Manager ..... Kenny Williamson  
 Director of Player Personnel ..... Tony Barone, Sr.  
 Head Coach ..... Lionel Hollins  
 Assistant Coaches ..... Johnny Davis, Henry Bibby, David Joergel, Barry Hecker, Damon Stoudamire  
 Head Athletic Trainer ..... Drew Graham  
 Media Relations ..... Dustin Krugel, Ross Wooden  
 Home Court ..... FedExForum (18,119)

## BROADCAST INFORMATION

Radio ..... WRBO (103.5 FM); Eric Hasseltine, Hank McDowell, Elliot Perry  
 Television ..... FS Tennessee/SportSouth; Pete Pranic, Sean Tuohy, Rob Fischer

## ALL-TIME SERIES INFORMATION

### SIXERS

Largest Margin of Victory: 18, 1/13/98  
 Most Pts. Scored: 120, 4/10/10  
 Fewest Pts. Scored: 79, 3/16/04

### GRIZZLIES

Largest Margin of Victory: 9, 12/8/01  
 Most Pts. Scored: 107, 2/26/03  
 Fewest Pts. Scored: 79, 12/9/00

## 2010-11 SCHEDULE

1/28/11 @ PHI  
 2/15/11 @ MEM

## ALL-TIME SERIES RESULTS

Overall: 20-9  
 Home: 10-4  
 Away: 10-5

# Memphis Grizzlies



DATE	PHI	OPP	DATE	PHI	OPP
1/5/96	A	L	102	103*	
1/29/96	H	W	103	92	
11/30/96	H	W	96	90	
2/28/97	A	W	104	100	
1/1/98	A	W	115	104	
1/13/98	H	W	107	89	
3/24/99	A	W	95	90*	
12/27/99	A	W	100	93	
3/8/00	H	W	107	90	
12/9/00	A	W	83	79	
2/21/01	H	W	107	91	
12/2/01	H	L	87	93	
12/8/01	A	L	83	92	
11/20/02	A	W	95	88	
2/26/03	H	W	111	107	
1/17/04	H	L	87	91	
3/16/04	A	L	79	82	
12/3/04	A	L	86	94	
2/9/05	H	L	95	98	
1/20/06	H	W	89	86*	
3/12/06	A	W	94	91	
1/17/07	A	L	102	118	
3/20/07	H	W	117	112*	
12/22/07	A	W	99	97	
2/13/08	H	W	102	88	
2/11/09	H	W	91	87	
3/7/09	A	W	110	105	
11/20/09	H	L	97	102	
4/10/10	A	W	120	101	

\* overtime

\*\*double-overtime

## SIXERS 2009-10 SEASON SERIES STATISTICS VS. GRIZZLIES

PLAYER	G-GS	MIN	FG-A	PCT	3FG-A	PCT	FT-A	PCT	OFF	DEF	TOT	AST	PF-DQ	STL	TO	BLK	PTS	AVG	HI
Speights	1-0	21	10-17	.588	0-0	---	2-3	.667	2	3	5	1	4-0	0	0	1	22	22.0	22
Williams	2-1	65	15-20	.750	4-7	.571	5-5	1.000	0	2	2	14	2-0	6	5	0	39	19.5	31
Brand	2-2	58	12-21	.571	0-0	---	8-9	.889	3	6	9	1	7-0	6	7	4	32	16.0	22
Iguodala	2-2	74	12-27	.444	1-6	.167	5-8	.625	3	9	12	15	5-0	3	6	2	30	15.0	15
Carney	2-0	42	7-11	.636	3-7	.429	1-2	.500	0	2	2	1	6-0	2	0	0	18	9.0	11
Kapono	2-1	28	6-11	.545	6-10	.600	0-0	---	0	1	1	0	2-0	0	2	0	18	9.0	15
Meeks	1-0	26	5-12	.417	4-7	.571	0-0	---	0	2	2	3	1-0	1	0	0	14	14.0	14
Green	2-0	27	6-13	.462	3-4	.750	0-0	---	0	2	2	2	4-0	0	0	0	15	7.5	12
Holiday	2-1	32	5-12	.417	1-4	.250	0-1	.000	2	2	4	7	2-0	2	3	0	11	5.5	9
Young	1-1	28	2-5	.400	0-1	.000	1-2	.500	2	1	3	3	4-0	0	2	0	5	5.0	5
Smith	2-0	25	3-5	.600	1-1	1.000	0-0	---	1	5	6	2	7-0	2	2	3	7	3.5	5
Dalembert	2-2	50	3-10	.300	0-0	---	0-0	---	6	11	17	2	3-0	0	4	1	6	3.0	4
Brezec	1-0	4	0-3	.000	0-0	---	0-0	---	2	0	2	0	0-0	0	0	1	0	0.0	0
76ERS	2	480	86-167	.515	23-47	.489	22-30	.733	21	46	67	51	47-0	22	31	12	217	108.5	120

## GRIZZLIES 2009-10 SEASON SERIES STATISTICS VS. SIXERS

PLAYER	G-GS	MIN	FG-A	PCT	3FG-A	PCT	FT-A	PCT	OFF	DEF	TOT	AST	PF-DQ	STL	TO	BLK	PTS	AVG	HI
Gay	2-2	83	17-29	.586	2-5	.400	11-13	.846	4	12	16	2	2-0	2	5	2	47	23.5	33
Randolph	2-2	77	15-30	.500	1-2	.500	9-11	.818	8	13	21	3	6-0	6	6	0	40	20.0	21
Gasol	1-1	35	6-8	.750	0-0	---	7-10	.700	3	5	8	2	5-0	1	2	1	19	19.0	19
Arthur	1-0	23	6-12	.500	0-0	---	2-2	1.000	0	2	2	0	1-0	3	1	0	14	14.0	14
Conley	2-2	64	10-21	.476	1-5	.200	6-10	.600	1	5	6	10	6-0	5	6	0	27	13.5	23
Mayo	2-2	42	8-17	.471	2-6	.333	1-2	.500	0	1	1	3	0-0	1	3	0	19	9.5	12
Brewer	2-2	62	8-15	.533	0-2	.000	2-2	1.000	0	8	8	8	2-0	2	2	0	18	9.0	14
Young	2-0	47	5-12	.417	0-2	.000	6-10	.600	2	6	8	6	2-0	0	3	0	16	8.0	12
Williams	2-0	46	5-13	.385	0-4	.000	1-2	.500	1	8	9	10	1-0	1	7	0	11	5.5	6
Hudson	2-0	7	2-2	1.000	2-2	1.000	0-0	---	0	0	0	3	2-0	0	0	1	6	3.0	6
Thabeet	2-1	24	2-3	.667	0-0	---	2-4	.500	2	2	4	0	4-0	1	1	1	6	3.0	4
Carroll	2-0	30	1-3	.333	0-0	---	2-2	1.000	2	3	5	1	3-0	0	1	0	4	2.0	4
Haddadi	1-0	2	0-0	---	0-0	---	0-0	---	0	1	1	0	0-0	0	1	0	0	0.0	0
Tinsley	2-0	7	0-0	---	0-0	---	0-0	---	0	0	0	0	1-0	0	0	0	0	0.0	0
GRIZZLIES	2	480	75-148	.507	6-24	.250	47-66	.712	23	58	81	37	31-0	20	39	4	203	101.5	102

Opponents



# Miami Heat



# Miami Heat



Erik Spoelstra

## GENERAL INFORMATION

Franchise Timeline (Established) ..... Miami Heat (1988-89)  
 Address ..... 601 Biscayne Boulevard; Miami, FL 33132  
 Managing General Partner ..... Micky Arison  
 President ..... Pat Riley  
 General Manager ..... Randy Pfund  
 Head Coach ..... Erik Spoelstra  
 Assistant Coaches ..... Bob McAdoo, Keith Askins, Ron Rothstein, David Fizdale, Chad Kemmerer  
 Assistant Coach/Advance Scout ..... Octavio De La Grana  
 Athletic Trainer/Travel Coordinator ..... Jay Sabol  
 Sports Media Relations ..... Tim Donovan, Rob Wilson, Michael Lissack, Nick Maiorana  
 Home Court ..... American Airlines Arena (19,600)

## BROADCAST INFORMATION

Radio ..... WINZ (940 AM): Mike Inglis, John Crotty  
 Spanish Radio ..... WQBA (1140 AM): Jose Paneda, Joe Pujala  
 Cable Television ..... Sun Sports: Eric Reid, Tony Fiorentino, Jason Jackson

## ALL-TIME SERIES INFORMATION

### SIXERS

Largest Margin of Victory: 31, 2/22/89  
 Most Pts. Scored: 139, 2/22/89  
 Fewest Pts. Scored: 57, 2/21/96

### HEAT

Largest Margin of Victory: 37, 3/5/94  
 Most Pts. Scored: 128, 11/20/92  
 Fewest Pts. Scored: 66, 2/21/96

## 2010-11 SCHEDULE

10/27/10 @ PHI  
 11/26/10 @ MIA  
 3/25/11 @ MIA

## ALL-TIME SERIES RESULTS

Overall: 50-37  
 Home: 31-13  
 Away: 19-25

## SIXERS 2009-10 SEASON SERIES STATISTICS VS. HEAT

PLAYER	G-GS	MIN	FG-A	PCT	3FG-A	PCT	FT-A	PCT	OFF	DEF	TOT	AST	PF-DQ	STL	TO	BLK	PTS	AVG	HI
Kapono	3-2	94	22-39	.564	8-18	.444	2-2	1.000	0	6	6	2	9-0	2	0	0	54	18.0	24
Young	2-0	62	13-26	.500	1-3	.333	3-3	1.000	6	4	10	2	6-0	2	1	1	30	15.0	16
Iguodala	4-4	147	19-47	.404	3-12	.250	15-24	.625	2	14	16	28	5-0	2	12	4	56	14.0	16
Dalembert	4-4	108	19-34	.559	0-0	---	6-11	.545	13	33	46	3	13-0	0	4	6	44	11.0	19
Williams	4-1	95	12-31	.387	5-10	.500	11-12	.917	2	12	14	17	5-0	6	6	0	40	10.0	12
Brand	4-4	132	16-41	.390	0-0	---	5-8	.625	6	16	22	8	10-0	1	4	3	37	9.3	15
Holiday	4-4	112	13-29	.448	5-10	.500	0-1	.000	2	12	14	23	12-0	6	13	1	31	7.8	12
Meeks	3-0	45	11-18	.611	6-13	.462	0-0	---	1	4	5	4	4-0	1	1	0	28	9.3	21
Green	3-1	22	6-11	.545	2-5	.400	2-2	1.000	0	1	1	1	1-0	1	1	0	16	5.3	10
Iverson	1-0	27	1-7	.143	0-0	---	2-4	.500	2	0	2	2	1-0	3	1	0	4	4.0	4
Speights	3-0	41	6-20	.300	0-0	---	0-2	.000	1	5	6	0	7-0	1	0	1	12	4.0	4
Carney	3-0	40	3-12	.250	2-8	.250	2-2	1.000	1	3	4	2	5-0	1	0	1	10	3.3	6
Smith	3-0	35	3-8	.375	0-0	---	1-2	.500	6	6	12	3	6-0	1	5	1	7	2.3	5
76ERS	4	960	144-323	.446	32-79	.405	49-73	.671	42	116	158	95	84-0	27	51	18	369	92.3	105

## HEAT 2009-10 SEASON SERIES STATISTICS VS. SIXERS

PLAYER	G-GS	MIN	FG-A	PCT	3FG-A	PCT	FT-A	PCT	OFF	DEF	TOT	AST	PF-DQ	STL	TO	BLK	PTS	AVG	HI
Wade	4-4	137	42-78	.538	3-10	.300	27-37	.730	4	15	19	14	9-0	10	12	5	114	28.5	38
Haslem	4-0	124	20-38	.526	0-0	---	9-11	.818	8	29	37	8	6-0	2	5	2	49	12.3	13
Wright	3-0	73	13-23	.565	4-9	.444	6-9	.667	4	8	12	6	3-0	3	3	2	36	12.0	19
O'Neal	3-3	78	15-35	.429	0-0	---	4-6	.667	8	15	23	1	5-0	0	4	2	34	11.3	20
Arroyo	4-3	117	18-30	.600	0-2	.000	8-9	.889	1	6	7	25	9-0	2	2	0	44	11.0	15
Richardson	4-4	111	15-36	.417	6-19	.316	6-7	.857	6	25	31	13	10-0	9	1	1	42	10.5	15
Beasley	3-3	68	12-27	.444	1-1	1.000	6-7	.857	3	8	11	2	4-0	3	2	2	31	10.3	15
Alston	1-1	25	1-4	.250	1-2	.500	0-0	---	0	2	2	4	2-0	1	1	0	3	3.0	3
Jones	2-0	23	5-8	.625	4-7	.571	3-3	1.000	0	5	5	1	2-0	1	1	1	17	8.5	14
Chalmers	3-0	71	8-22	.364	3-12	.250	5-6	.833	0	2	2	10	6-0	6	5	0	24	8.0	12
Cook	2-0	24	4-8	.500	1-3	.333	0-0	---	0	2	2	3	3-0	0	1	0	9	4.5	9
Magloire	3-0	43	3-5	.600	0-0	---	1-4	.250	6	8	14	0	3-0	0	2	1	7	2.3	4
Anthony	4-2	66	1-5	.200	0-0	---	3-5	.600	5	6	11	0	6-0	1	5	3	5	1.3	3
HEAT	4	960	157-319	.492	23-65	.354	78-104	.750	45	131	176	87	68-0	38	48	19	415	103.8	107

DATE	PHI	OPP		
2/22/89	A	W	139	108
3/31/89	H	W	114	93
11/8/89	H	W	115	91
11/22/89	A	W	113	103
12/6/89	H	W	121	98
1/19/90	A	W	102	95
3/21/90	H	W	118	97
12/14/90	H	W	95	92
12/21/90	A	W	126	102
2/22/91	A	W	103	96
3/15/91	H	W	105	103*
4/19/91	A	L	100	114
11/20/91	H	W	114	107
11/29/91	A	L	92	95
12/20/91	H	W	127	99
2/11/92	A	W	114	102
4/1/92	H	W	108	91
11/20/92	H	W	129	128***
1/20/93	A	W	115	112*
4/10/93	A	L	114	119
4/21/93	H	W	107	97
12/18/93	A	L	90	113
12/22/93	H	L	90	98
2/5/94	A	W	96	94
2/25/94	H	L	84	115
3/5/94	A	L	83	120
11/16/94	H	W	109	96
12/7/94	A	W	111	102
12/13/94	H	W	105	90
4/4/95	A	L	92	95
4/21/95	H	W	113	106
2/1/96	A	L	104	124
2/21/96	H	L	57	66
2/25/96	A	L	101	108
4/17/96	H	W	90	86
11/16/96	A	W	91	89
12/11/96	H	L	79	84
2/15/97	A	L	99	125
2/18/97	H	L	83	111
12/3/97	A	L	90	94
12/19/97	H	L	84	91
1/21/98	A	L	87	92
2/4/98	H	L	84	98
3/5/99	H	L	78	89
3/8/99	A	L	89	91
4/1/99	A	W	88	84
11/17/99	H	L	93	98
12/1/99	A	L	83	90
3/16/00	A	L	77	92
4/10/00	H	W	96	80
11/4/00	A	W	84	82
11/17/00	H	W	94	73
2/28/01	H	W	79	69
4/10/01	A	L	81	83
11/13/01	A	W	82	76
2/27/02	H	W	82	72
3/19/02	A	W	91	79
3/20/02	H	L	77	82
11/27/02	H	W	83	74
1/25/03	A	W	97	91
1/31/03	H	W	104	99
3/18/03	A	W	103	83
10/28/03	H	W	89	74
12/5/03	A	W	93	90
12/17/03	H	W	87	76
3/20/04	A	L	69	101
11/21/04	A	L	83	93
1/24/05	H	W	106	98
3/7/05	A	L	100	108
4/14/05	H	W	126	119*
11/18/05	A	L	96	106
12/16/05	H	L	105	112
4/14/06	A	L	85	104
11/5/06	H	W	107	98
11/27/06	A	L	91	103
1/19/07	H	W	98	95*
3/24/07	A	W	93	85
12/26/07	H	W	96	85
2/7/08	H	W	101	84
2/23/08	A	W	101	96

DATE	PHI	OPP		
11/5/08	A	L	83	106
2/7/09	H	W	94	84
2/21/09	A	L	91	97
3/15/09	H	W	85	77
2/16/10	H	L	78	105
3/14/10	A	L	91	104
4/7/10	A	L	95	99
4/12/10	H	L	105	107

\* overtime  
 \*\*double-overtime  
 \*\*\*triple-overtime

Opponents





# Milwaukee Bucks



## GENERAL INFORMATION



Scott Skiles

Franchise Timeline (Established) ..... Milwaukee Bucks (1968-69)  
 Address ..... 1001 N. Fourth Street; Milwaukee, WI 53203  
 President ..... Herb Kohl  
 General Manager ..... John Hammond  
 Head Coach ..... Scott Skiles  
 Assistant Coaches ..... Jim Boylan, Kelvin Sampson, Joe Wolf, Bill Peterson, Adrian Griffin  
 Head Athletic Trainer ..... Marc Boff  
 Public Relations ..... Dan Smyczek, Adam Rose, Betsey Golomski  
 Home Court ..... Bradley Center (18,717)

## BROADCAST INFORMATION

Radio ..... WTMJ (620 AM); Ted Davis, Dennis Krause  
 Television ..... FSN Wisconsin; Jim Paschke, Jon McGlocklin

## ALL-TIME SERIES INFORMATION

### SIXERS

Largest Margin of Victory: 44, 11/16/68  
 Most Pts. Scored: 143, 3/3/69  
 Fewest Pts. Scored: 76, 1/5/04

### BUCKS

Largest Margin of Victory: 33, 4/15/87  
 Most Pts. Scored: 142, 1/29/71  
 Fewest Pts. Scored: 69, 1/30/08

## 2010-11 SCHEDULE

11/19/10 @ PHI  
 1/14/11 @ PHI  
 3/12/11 @ MIL  
 4/2/11 @ MIL

## ALL-TIME SERIES RESULTS

Overall: 90-88  
 Home: 47-41  
 Away: 41-45  
 Neutral: 2-2

## PLAYOFFS

Overall: 29-20  
 Home: 17-7  
 Away: 12-13

# Milwaukee Bucks



DATE	PHI	OPP	DATE	PHI	OPP	DATE	PHI	OPP	DATE	PHI	OPP			
11/16/68	H	W	136	92	11/5/86	H	W	107	101	12/17/08	H	W	93	88
12/6/68	A	W	121	112	12/3/86	H	W	115	110*	1/7/09	A	W	110	105
12/8/68	N	W	122	117	12/16/86	A	L	91	103	4/2/09	H	W	105	95
12/31/68	A	W	128	107	3/21/87	A	W	105	102	10/30/09	H	W	99	86
2/28/69	N	W	123	102	4/15/87	A	L	95	128	1/27/10	A	L	88	91
3/3/69	A	W	143	132	3/13/88	A	L	103	106	3/24/10	A	W	101	86
10/31/69	H	L	125	129*	2/11/88	H	W	119	113*	4/9/10	H	L	90	95
11/29/69	A	W	129	111	2/21/88	A	L	115	120*					
12/2/69	H	L	114	122	3/30/88	H	W	134	109					
1/26/70	A	W	122	103	4/11/88	A	W	115	102					
2/10/70	H	L	131	139	4/19/88	H	W	115	102					
3/3/70	A	L	116	127	11/9/88	A	L	103	114					
3/20/70	H	L	112	138	12/13/88	H	L	91	109					
12/4/70	A	L	122	128*	4/8/89	A	L	103	113					
12/30/70	H	W	119	107	4/18/89	H	W	124	102					
1/29/71	H	L	118	142	11/4/89	H	L	96	102					
2/17/71	N	L	114	119	11/11/89	A	W	104	96					
3/1/71	A	L	103	127	2/2/90	H	W	119	109					
10/23/71	H	L	88	110	2/4/90	A	W	105	102					
11/14/71	N	L	114	125	11/8/90	A	L	111	141					
1/28/72	H	L	118	127	12/4/90	H	W	109	108*					
2/18/72	A	W	132	126	1/11/91	A	W	120	105					
3/3/72	H	L	81	94	4/2/91	H	L	104	121					
10/28/72	H	L	92	96	11/11/91	H	W	102	99					
11/5/72	A	L	113	131	12/21/91	A	L	97	110					
1/16/73	A	L	92	108	3/14/92	A	L	105	110					
2/14/73	H	W	106	104	4/12/92	H	L	90	94					
10/26/73	H	L	92	98	11/27/92	H	L	111	115					
11/25/73	A	L	96	105	1/23/93	A	W	113	104					
12/8/73	H	L	92	105	12/8/93	H	W	114	111					
12/27/73	A	L	107	129	3/20/93	A	L	86	112					
12/1/74	A	L	112	117	12/11/93	A	W	99	86					
12/13/74	H	W	93	89*	1/29/94	H	W	94	89					
1/12/75	A	L	88	99	3/20/94	A	L	101	103					
1/31/75	H	L	97	101	4/6/94	H	W	115	114					
11/17/75	A	L	81	108	11/4/94	H	L	86	91					
11/12/75	H	L	84	107	12/14/94	A	L	96	99					
1/7/76	H	W	112	102	1/25/95	H	L	97	98					
1/20/76	A	W	111	108	2/4/95	A	W	102	96					
12/12/76	A	W	107	102	12/22/95	H	L	94	99					
1/8/77	A	L	106	111	1/17/96	H	L	100	111					
2/9/77	H	W	107	104	2/13/96	A	W	104	101					
11/19/77	H	W	111	100	11/1/96	H	L	103	111					
12/13/77	A	L	117	129	1/20/97	H	L	104	114					
3/24/78	H	W	131	122	2/1/97	A	W	109	100					
11/3/78	H	W	118	103	4/11/97	A	L	118	126					
11/25/78	A	L	126	127	10/31/97	H	L	88	103					
2/18/79	H	W	110	107*	11/6/97	A	L	93	100					
3/9/79	A	L	113	119	3/4/98	H	W	87	80					
11/6/79	A	W	118	117*	3/14/98	A	W	93	89					
12/12/79	H	W	112	91	2/16/99	H	L	92	93					
10/10/80	H	L	103	106	2/28/99	A	W	87	76					
11/9/80	A	W	136	121	4/6/99	H	W	95	87					
1/15/81	A	L	110	113	11/27/99	A	W	82	79					
3/8/81	H	W	123	100	1/3/00	H	W	124	120*					
3/13/81	A	L	104	120	2/25/00	A	W	97	83					
11/18/81	H	W	102	100	2/13/01	A	W	107	104					
12/13/81	A	L	108	127	2/26/01	H	L	91	98					
1/13/82	H	L	107	111	3/17/01	A	L	78	87					
3/16/82	A	L	91	106	3/26/01	H	W	90	78					
3/30/82	A	L	114	116*	12/14/01	H	L	80	96					
4/18/82	H	W	110	86	2/2/02	A	W	86	81					
11/19/82	H	W	121	109	4/7/02	H	W	89	87					
1/12/83	H	W	122	121	4/9/02	A	W	92	90					
1/23/83	A	L	96	107	10/30/02	H	W	95	93					
3/19/83	A	W	105	97	11/9/02	A	L	105	110*					
3/23/83	H	W	104	101*	1/17/03	H	L	95	99					
4/5/83	A	W	116	108	1/28/03	A	W	108	81					
11/4/83	H	L	94	104	11/25/03	A	L	91	95					
12/11/83	A	W	97	87	1/5/04	H	L	76	88					
12/14/83	H	W	115	93	3/8/04	H	W	97	92					
1/5/84	A	W	103	102*	12/12/04	H	W	107	101					
3/14/84	H	W	92	91	12/18/04	A	W	116	97					
4/5/84	A	L	103	113	3/1/05	A	W	118	111					
12/5/84	H	W	112	111	4/18/05	H	W	122	106					
12/14/84	A	W	115	111	11/1/05	H	L	108	117*					
12/21/84	H	L	101	104	11/23/05	A	L	97	108					
1/5/85	A	W	110	106	12/7/05	H	L	85	88					
2/26/85	A	L	97	116	2/24/06	A	W	116	111					
3/22/85	H	L	112	131	11/22/06	A	L	94	98					
10/29/85	A	L	117	119	1/12/07	H	W	110	97					
11/10/85	H	W	105	97	2/24/07	A	L	90	109					
2/17/86	H	L	106	111	11/27/07	A	W	114	98					
3/7/86	A	L	95	125	1/8/08	H	L	83	87					
3/28/86	H	L	94	116	1/30/08	A	W	112	69					
					3/9/08	A	W	119	97					

\* overtime  
 \*\*double-overtime

## SIXERS 2009-10 SEASON SERIES STATISTICS VS. BUCKS

PLAYER	G-GS	MIN	FG-A	PCT	3FG-A	PCT	FTA	PCT	OFF	DEF	TOT	AST	PF-DQ	STL	TO	BLK	PTS	AVG	HI
Iguodala	4-4	146	23-46	.500	6-18	.333	11-16	.688	0	21	21	18	7-0	5	11	2	63	15.8	21
Young	2-1	57	11-16	.688	0-3	.000	5-6	.833	4	7	11	5	4-0	2	3	0	27	13.5	14
Williams	3-1	78	14-34	.412	2-9	.222	8-14	.571	0	8	8	11	6-0	5	4	1	38	12.7	16
Brand	4-4	119	20-45	.444	0-0	---	8-10	.800	9	18	27	9	7-0	6	4	6	48	12.0	26
Dalembert	4-4	124	15-26	.577	0-0	---	7-10	.700	11	37	48	2	10-2	2	9	5	37	9.3	12
Meeks	2-0	44	5-13	.385	3-6	.500	5-6	.833	0	4	4	2	7-0	2	2	0	18	9.0	11
Holiday	4-3	86	14-29	.483	5-7	.714	2-4	.500	4	9	13	18	7-0	4	17	0	35	8.8	15
Green	4-0	72	11-26	.423	2-11	.182	5-5	1.000	1	3	4	3	8-0	3	6	0	29	7.3	16
Smith	2-0	27	6-8	.750	1-1	1.000	1-2	.500	3	7	10	0	2-0	1	3	3	14	7.0	11
Iverson	1-1	27	3-10	.300	0-3	.000	0-0	---	0	1	1	4	2-0	1	4	0	6	6.0	6
Kapono	4-2	81	10-21	.476	3-11	.273	1-1	1.000	0	7	7	1	5-0	4	1	0	24	6.0	10
Speights	4-0	58	8-21	.381	0-0	---	8-11	.727	10	8	18	5	14-0	1	3	3	24	6.0	9

# Minnesota Timberwolves



## GENERAL INFORMATION



Kurt Rambis

Franchise Timeline (Established) ..... Minnesota Timberwolves (1989-90)  
 Address ..... 600 First Ave. North; Minneapolis, MN 55403  
 Owner ..... Glen Taylor  
 President of Basketball Operations ..... David Kahn  
 Head Coach ..... Kurt Rambis  
 Assistant Coaches ..... Dave Wohl, Reggie Theus, Bill Laimbeer, J.B. Bickerstaff  
 Assistant Coach/Director of Player Development ..... Darrick Martin  
 Head Athletic Trainer ..... Greg Famam  
 Public Relations ..... Mike Cristaldi, Mark Rosenberg, Dan Bell  
 Home Court ..... Target Center (19,356)

## BROADCAST INFORMATION

Radio ..... KFAN (1130 AM); Alan Horton  
 Television ..... TBD: Tom Hanneman, Jim Peterson  
 Cable Television ..... Fox Sports Net North: Tom Hanneman, Jim Peterson

## 2010-11 SCHEDULE

2/12/11 @ MIN  
 3/4/11 @ PHI

## ALL-TIME SERIES RESULTS

Overall: 18-22  
 Home: 11-9  
 Away: 7-13

## ALL-TIME SERIES INFORMATION

### SIXERS

Largest Margin of Victory: 38, 11/25/94  
 Most Pts. Scored: 119, 2x, last 2/9/10  
 Fewest Pts. Scored: 74, 10/30/01

### TIMBERWOLVES

Largest Margin of Victory: 35, 12/8/04  
 Most Pts. Scored: 125, 11/10/89  
 Fewest Pts. Scored: 71, 11/25/94

## SIXERS 2009-10 SEASON SERIES STATISTICS VS. TIMBERWOLVES

PLAYER	G-GS	MIN	FG-A	PCT	3FG-A	PCT	FTA	PCT	OFF	DEF	TOT	AST	PF-DQ	STL	TO	BLK	PTS	AVG	HI
Iguodala	2-2	83	15-30	.500	4-8	.500	7-9	.778	3	8	11	11	3-0	2	6	2	41	20.5	24
Brand	2-1	58	11-22	.500	0-0	---	9-13	.692	5	9	14	4	4-0	5	6	1	31	15.5	21
Green	2-1	64	12-20	.600	3-10	.300	4-4	1.000	0	2	2	5	4-0	0	2	0	31	15.5	16
Williams	2-1	53	10-17	.588	2-4	.500	9-11	.818	1	2	3	7	5-0	4	1	0	31	15.5	16
Young	2-1	61	10-17	.588	1-3	.333	3-3	1.000	3	9	12	7	7-0	5	7	0	24	12.0	15
Iverson	1-1	35	4-12	.333	0-2	.000	3-4	.750	0	4	4	9	1-0	1	5	0	11	11.0	11
Ivey	1-0	16	4-6	.667	1-2	.500	0-0	---	0	4	4	0	1-0	1	0	0	9	9.0	9
Smith	1-0	8	3-3	1.000	0-0	---	3-3	1.000	1	0	1	1	3-0	1	0	0	9	9.0	9
Dalembert	2-2	58	8-12	.667	0-0	---	0-0	---	0	17	17	1	3-0	0	0	3	16	8.0	12
Speights	2-0	21	5-10	.500	0-0	---	1-2	.500	0	4	4	1	4-0	2	1	1	11	5.5	11
Holiday	2-1	32	4-7	.571	0-1	.000	0-0	---	0	3	3	7	6-0	1	0	0	8	4.0	6
Brezec	1-0	3	0-2	.000	0-0	---	0-0	---	0	2	2	0	0-0	0	0	0	0	0.0	0
Carney	1-0	10	0-5	.000	0-3	.000	0-0	---	0	1	1	0	1-0	0	0	0	0	0.0	0
Kapono	1-0	3	0-0	---	0-0	---	0-0	---	0	0	0	0	1-0	0	0	0	0	0.0	0
76ERS	2	505	86-163	.528	11-33	.333	39-49	.796	13	65	78	53	43-0	22	30	7	222	111.0	119

## TIMBERWOLVES 2009-10 SEASON SERIES STATISTICS VS. SIXERS

PLAYER	G-GS	MIN	FG-A	PCT	3FG-A	PCT	FTA	PCT	OFF	DEF	TOT	AST	PF-DQ	STL	TO	BLK	PTS	AVG	HI
Flynn	2-2	70	13-26	.500	2-4	.500	15-18	.833	0	10	10	12	2-0	2	8	0	43	21.5	29
Jefferson	2-2	71	15-31	.484	0-0	---	5-6	.833	8	15	23	3	4-0	3	2	1	35	17.5	23
Gomes	2-2	63	11-20	.550	2-3	.667	2-2	1.000	0	8	8	3	2-0	1	1	0	26	13.0	16
Ellington	2-0	44	10-16	.625	3-3	1.000	0-0	---	1	4	5	3	2-0	1	4	0	23	11.5	16
Brewer	2-2	65	7-19	.368	3-7	.429	4-7	.571	3	0	3	4	5-0	3	3	0	21	10.5	14
Love	1-0	24	3-8	.375	1-3	.333	3-5	.600	1	5	6	3	0-0	1	2	0	10	10.0	10
Wilkins	2-1	55	6-15	.400	0-3	.000	1-1	1.000	3	8	11	4	5-0	2	5	0	13	6.5	13
Cardinal	2-0	22	3-5	.600	1-1	1.000	4-4	1.000	1	1	2	3	2-0	1	1	0	11	5.5	9
Sessions	2-0	31	4-8	.500	0-0	---	1-2	.500	0	2	2	4	3-0	2	4	0	9	4.5	9
Pecherov	2-0	17	2-3	.667	1-1	1.000	1-1	1.000	0	2	2	1	3-0	0	2	0	6	3.0	6
Hollins	2-1	23	1-5	.200	0-0	---	2-2	1.000	2	1	3	1	7-0	0	2	1	4	2.0	4
Jawai	1-0	5	1-2	.500	0-0	---	0-0	---	0	0	0	0	0-0	1	0	0	2	2.0	2
Pavlovic	2-0	15	1-6	.167	0-2	.000	0-0	---	0	0	0	0	3-0	0	1	0	2	1.0	2
TIMBERWOLVES2	505	77-164	.470	13-27	.481	38-48	.792	19	56	75	41	38-0	17	36	2	205	102.5	108	

# Minnesota Timberwolves



DATE	PHI	OPP	DATE	PHI	OPP	DATE	PHI	OPP	DATE	PHI	OPP
11/10/89	A	L	118	125*							
4/12/90	H	W	110	77							
2/3/91	A	L	102	110**							
4/14/91	H	L	88	96							
12/13/91	A	W	104	95							
12/4/92	H	W	119	86							
3/8/93	A	W	92	83							
4/18/93	H	W	106	79							
3/15/94	A	L	87	96							
3/18/94	H	L	98	100							
11/25/94	A	W	109	71							
2/15/95	H	L	97	101							
12/17/95	A	W	101	99							
3/6/96	H	L	90	103							
3/11/97	A	L	100	104							
3/14/97	H	W	109	95							
12/17/97	H	L	90	94							
4/10/98	A	L	102	107							
1/9/00	H	L	112	123							
3/28/00	A	W	102	100							
11/9/00	A	W	84	82							
12/11/00	H	L	91	96*							
10/30/01	A	L	74	83							
1/30/02	H	W	96	91							
12/18/02	H	W	99	94							
2/2/03	A	L	91	99							
2/1/04	A	L	101	106							
2/29/04	H	W	81	74							
12/8/04	H	L	84	119							
1/7/05	A	L	84	89							
12/12/05	H	W	90	89*							
1/22/06	A	W	86	84							
12/3/06	H	L	84	95							
1/5/07	A	L	102	104*							
12/12/07	H	W	98	94							
2/19/08	A	L	88	104							
11/19/08	A	L	96	102							
3/25/09	H	W	96	88							
1/18/10	A	L	103	108*							
2/9/10	H	W	119	97							

\* overtime  
 \*\*double-overtime





# New Jersey Nets



## GENERAL INFORMATION

Franchise Timeline (Established) ..... New Jersey Nets (1977-78)  
 Address ..... 390 Murray Hill Parkway, East Rutherford, NJ 07073  
 Principal Owner ..... Mikhail Prokhorov  
 President ..... Brett D. Yorlmark  
 General Manager ..... Billy King  
 Head Coach ..... Avery Johnson  
 Assistant Coaches ..... Tom Barrise, John Loyer, Sam Mitchell, Larry Krystkowiak, Popeye Jones  
 Assistant Coach/Strength & Conditioning ..... Rich Dalatri  
 Athletic Trainer ..... Tim Walsh  
 Public Relations ..... Gary Sussman, Aaron Harris, Patrick Rees  
 VP of Business and Entertainment Communications ..... Barry Baum  
 Home Court ..... IZOD Center (18,974)

## BROADCAST INFORMATION

Radio ..... WFAN (660 AM): Chris Carrino, Tim Capstraw  
 Cable Television ..... YES Network: Marv Albert, Mike Fratello, Ian Eagle, Jim Spanarkel

## ALL-TIME SERIES INFORMATION

### SIXERS

Largest Margin of Victory: 35, 2/5/86  
 Most Pts. Scored: 142, 2/5/86  
 Fewest Pts. Scored: 67, 4/5/09

### NETS

Largest Margin of Victory: 34, 1/15/86  
 Most Pts. Scored: 129, 2/17/89  
 Fewest Pts. Scored: 79, 3x last 1/31/10



Avery Johnson

## 2010-11 SCHEDULE

11/27/10 @ PHI  
 12/14/10 @ NJ  
 2/2/11 @ NJ  
 4/1/11 @ PHI

## ALL-TIME SERIES RESULTS

Overall: 94-66  
 Home: 53-27  
 Away: 41-39

## PLAYOFFS

Overall: 4-3  
 Home: 1-3  
 Away: 3-0

## SIXERS 2009-10 SEASON SERIES STATISTICS VS. NETS

PLAYER	G-GS	MIN	FG-A	PCT	3FG-A	PCT	FT-A	PCT	OFF	DEF	TOT	AST	PF	DQ	STL	TO	BLK	PTS	AVG	HI
Iguodala	4-4	152	22-54	.407	2-10	.200	13-17	.765	4	22	26	22	7-0	6	7	2	59	14.8	20	
Williams	4-2	114	20-41	.488	3-9	.333	7-9	.778	5	11	16	21	3-0	6	8	1	50	12.5	18	
Iverson	1-1	30	3-9	.333	0-1	.000	5-6	.833	0	3	3	3	0-0	1	2	0	11	11.0	11	
Young	3-2	77	12-34	.353	3-7	.429	6-10	.600	3	12	15	7	2-0	5	6	0	33	11.0	20	
Speights	3-0	60	13-27	.481	0-0	---	6-11	.545	7	8	15	0	7-0	0	1	4	32	10.7	19	
Kapono	3-0	64	11-22	.500	7-14	.500	0-0	---	2	3	5	4	8-0	1	4	0	29	9.7	14	
Brand	4-4	109	14-38	.368	0-0	---	7-14	.500	5	20	25	6	5-0	3	4	2	35	8.8	12	
Green	4-1	92	13-26	.500	2-7	.286	2-3	.667	2	7	9	6	5-0	1	2	1	30	7.5	11	
Dalembert	4-4	118	12-22	.545	0-0	---	4-8	.500	11	23	34	3	13-0	3	10	13	28	7.0	12	
Holiday	3-2	49	8-18	.444	1-3	.333	2-3	.667	2	7	9	8	3-0	2	3	0	19	6.3	19	
Carney	4-0	41	8-13	.615	2-4	.500	7-9	.778	3	8	11	0	3-0	1	1	2	25	6.3	11	
Smith	3-0	38	4-8	.500	0-0	---	7-10	.700	2	3	5	3	6-0	1	1	3	15	5.0	9	
Elson	1-0	5	1-2	.500	0-0	---	2-2	1.000	1	2	3	0	0-0	0	0	0	4	4.0	4	
Ivey	2-0	15	1-1	1.000	0-0	---	1-2	.500	0	1	1	2	0-0	3	0	0	3	1.5	3	
Meeks	1-0	2	0-1	.000	0-1	.000	1-2	.500	0	1	1	0	0-0	0	0	0	1	1.0	1	
76ERS	4	960	141-314	.449	20-56	.357	68-104	.654	46	129	175	85	62-0	33	50	28	370	92.5	108	

## NETS 2009-10 SEASON SERIES STATISTICS VS. SIXERS

PLAYER	G-GS	MIN	FG-A	PCT	3FG-A	PCT	FT-A	PCT	OFF	DEF	TOT	AST	PF	DQ	STL	TO	BLK	PTS	AVG	HI
Lopez	4-4	163	24-58	.414	0-0	---	27-31	.871	8	31	39	7	12-0	3	12	7	75	18.8	23	
Hayes	2-0	50	11-21	.524	6-13	.462	2-2	1.000	3	7	10	1	4-0	0	1	0	30	15.0	18	
Yi	1-1	36	7-15	.467	1-2	.500	0-0	---	2	10	12	2	4-0	3	4	1	15	15.0	15	
Dooling	2-2	72	11-23	.478	4-12	.333	2-4	.500	0	1	10	6-0	1	5	0	28	14.0	15		
Douglas-Roberts	2-1	40	10-16	.625	2-3	.667	4-4	1.000	0	3	3	3	5-0	1	3	1	26	13.0	23	
Alston	2-2	83	11-26	.423	2-7	.286	1-2	.500	0	4	4	11	6-0	1	5	0	25	12.5	14	
Simmons	2-0	46	7-16	.438	3-10	.300	4-4	1.000	1	3	4	1	8-0	0	3	0	21	10.5	11	
Hassell	3-2	95	12-24	.500	0-2	.000	6-9	.667	9	9	18	3	5-0	0	2	0	30	10.0	17	
T. Williams	4-2	128	15-50	.300	0-6	.000	5-6	.833	2	30	32	17	10-0	2	8	0	35	8.8	13	
Najera	2-1	40	5-14	.357	2-4	.500	2-2	1.000	2	5	7	8	9-0	2	4	0	14	7.0	9	
Boone	3-2	67	10-17	.588	0-0	---	0-2	.000	8	15	23	3	4-0	2	3	4	20	6.7	8	
Humphries	2-0	39	4-12	.333	0-0	---	4-4	1.000	2	10	12	1	5-0	2	2	0	12	6.0	10	
Lee	3-3	83	6-24	.250	0-5	.000	2-3	.667	4	4	8	5	7-0	4	3	0	14	4.7	8	
Quinn	2-0	17	2-6	.333	0-2	.000	0-0	---	0	1	1	3	2-0	1	0	0	4	2.0	4	
NETS	4	960	135-322	.419	20-66	.303	59-73	.808	41	133	174	75	87-0	22	60	13	349	87.3	97	

# New Jersey Nets



DATE	PHI	OPP	DATE	PHI	OPP				
10/30/76	H	W	104	80	2/12/92	H	L	87	102
1/2/77	A	W	139	110	2/14/92	A	L	99	107
2/4/77	H	L	112	113	11/6/92	H	L	111	114
3/20/77	A	W	111	104	11/21/92	A	W	104	95
11/4/77	A	W	107	104	1/6/93	H	W	132	106
11/9/77	H	W	130	107	1/15/93	A	L	105	110*
1/14/78	A	W	136	120	3/30/93	A	L	77	91
2/19/78	H	W	120	110	11/13/93	A	W	98	97
11/8/78	H	W	123	117	2/23/94	H	L	102	106
11/14/78	A	L	108	124	3/6/94	A	L	99	126
3/11/79	A	L	103	104	4/19/94	H	L	110	115
3/23/79	H	W	110	98	1/13/95	H	L	101	110
10/17/79	A	W	113	88	3/3/95	A	W	102	98
11/24/79	H	W	91	82	3/8/95	H	L	108	115*
1/9/80	H	W	108	105	4/13/95	H	W	102	94
1/18/80	A	W	112	105	4/15/95	A	W	97	87
3/21/80	H	W	108	99	11/18/95	A	L	79	95
3/28/80	A	L	92	99	12/23/95	H	L	85	98
10/15/80	A	W	119	111	1/12/96	A	W	107	80
11/15/80	H	W	115	108	4/8/96	H	W	82	79
12/14/80	A	W	114	107	1/17/97	H	L	103	105*
12/19/80	H	W	122	107	3/21/97	H	W	112	110
1/14/81	H	W	110	105	3/26/97	A	L	105	123
3/17/81	A	L	120	126*	4/16/97	A	W	113	105
12/5/81	A	W	114	105	12/5/97	A	L	88	107
1/9/82	H	L	113	120	2/14/98	H	L	98	105
1/17/82	A	L	97	105	2/21/98	A	W	98	89
2/5/82	H	W	116	112	3/25/98	H	L	86	91
3/24/82	H	L	106	111	3/12/99	H	W	100	93*
4/7/82	A	W	116	113	4/7/99	A	W	96	92
10/30/82	H	W	110	99	4/18/99	A	L	79	86
11/13/82	A	W	110	100	11/20/99	A	W	100	96
3/6/83	A	L	106	112	12/23/99	A	L	94	99
3/25/83	H	L	92	101	1/17/00	H	W	101	96
4/1/83	H	L	104	111	2/9/00	H	W	92	90
4/15/83	A	W	100	98	1/9/01	A	W	104	87
11/5/83	A	W	119	112	1/19/01	H	W	97	86
12/9/83	H	L	93	100	2/4/01	A	L	89	96
1/6/84	H	W	108	104	3/7/01	H	W	102	94
2/17/84	H	W	114	109	11/17/01	A	W	94	82
2/21/84	A	L	116	119*	3/1/02	H	W	110	102
4/10/84	A	L	102	106	3/27/02	H	L	80	88
10/30/84	A	W	118	96	3/30/02	A	L	92	102
12/2/84	H	W	114	112	1/15/03	H	W	108	107
12/22/84	H	W	107	93	2/5/03	H	L	85	111
2/2/85	A	L	96	101	2/16/03	A	W	90	83
3/16/85	H	W	127	107	3/16/03	A	W	92	87
4/10/85	A	L	100	125	1/9/04	H	W	97	81
11/1/85	A	L	102	106	1/27/04	H	L	76	94
11/27/85	A	W	111	100	2/8/04	A	L	87	99
1/14/86	A	W	123	105	4/11/04	A	L	75	89
1/15/86	H	L	89	123	11/10/04	H	W	108	100*
2/5/86	H	W	142	107	2/7/05	A	L	97	107*
3/22/86	H	W	123	115	3/2/05	H	L	93	99
12/6/86	H	W	105	100	4/17/05	A	L	83	104
12/12/86	A	L	90	123	12/10/05	A	W	107	95
2/4/87	A	W	121	95	1/18/06	H	L	90	101
3/7/87	H	L	102	114	4/12/06	A	W	116	96
3/27/87	H	W	110	99	4/18/06	H	W	91	88
4/3/87	A	L	109	113	12/2/06	A	L	107	112
12/23/87	A	W	110	106	2/5/07	H	W	100	98*
1/13/88	H	W	104	95	3/4/07	H	W	99	86
2/14/88	A	L	105	109	3/31/07	A	L	82	86
2/19/88									

# New Orleans Hornets



## GENERAL INFORMATION

Franchise Timeline (Established) ..... Charlotte Hornets (1988-89)/New Orleans Hornets (2002-03)  
 Address ..... 1250 Poydras, 19th Floor; New Orleans, LA 70113  
 Owner ..... George Shinn  
 President ..... Hugh Weber  
 General Manager ..... Dell Demps  
 Head Coach ..... Monty Williams  
 Assistant Coaches ..... Michael Malone, Randy Ayers, James Borrego, Bryan Gates, Fred Vinson  
 Trainer/Director of Team Travel ..... Terry Kofler  
 Communications ..... Harold Kaufman, Dennis Rogers, Lindsey Mitchell  
 Home Court ..... New Orleans Arena (17,200)/Ford Center (19,163)

## BROADCAST INFORMATION

Radio ..... KMEZ (106.7 FM); Sean Kelley, Gerry Vaillancourt  
 Television ..... Cox Sports Television (Ch. 37); Bob Licht, Gil McGregor, Victor Howell



Monty Williams

## 2010-11 SCHEDULE

12/12/10 @ PHI  
 1/3/11 @ NO

## ALL-TIME SERIES RESULTS

Overall: 29-44  
 Home: 18-18  
 Away: 11-26

## PLAYOFFS

Overall: 7-3  
 Home: 4-1  
 Away: 3-2

## ALL-TIME SERIES INFORMATION

<b>SIXERS</b>	<b>HORNETS</b>
Largest Margin of Victory: 21, 2x last	Largest Margin of Victory: 52, 2/27/92
11/25/02	Most Pts. Scored: 136, 2/27/92
Most Pts. Scored: 125, 2/7/94	Fewest Pts. Scored: 66, 2/5/99
Fewest Pts. Scored: 66, 4/5/95	

# New Orleans Hornets



DATE	PHI	OPP	DATE	PHI	OPP	DATE	PHI	OPP	DATE	PHI	OPP
11/25/88	H	W	123	116							
12/1/88	A	L	107	109							
1/15/89	A	W	116	109							
1/16/90	H	L	122	127							
4/7/89	A	W	118	108							
4/14/89	H	L	115	119							
11/15/89	H	W	109	96							
4/14/90	A	W	109	102							
11/19/90	H	W	109	101							
1/26/91	A	L	75	79							
3/28/91	A	L	90	94							
3/29/91	H	W	124	107							
12/23/91	H	L	106	114							
2/27/92	A	L	84	136							
3/19/92	H	L	116	123							
4/17/92	H	W	122	112							
11/24/92	A	L	119	127							
2/3/93	H	L	118	129							
4/9/93	H	L	113	122							
4/12/93	A	L	101	120							
1/19/94	A	L	103	115							
2/7/94	H	W	125	117							
3/22/94	A	L	91	125							
4/9/94	H	L	122	127							
12/22/94	A	L	91	103							
3/29/95	H	W	99	81							
4/5/95	A	L	66	84							
4/17/95	H	L	90	101							
11/4/95	A	L	108	119							
11/10/95	H	W	104	90							
1/27/96	A	L	105	110							
4/14/96	H	L	78	94							
12/13/96	A	L	75	84							
12/17/96	H	L	84	93							
3/15/97	H	L	99	107							
4/6/97	A	L	113	115							
2/13/98	A	L	96	103							
3/31/98	A	L	93	101							
4/8/98	H	W	109	101							
2/5/99	A	W	78	66							
3/10/99	H	W	85	70							
5/4/99	A	L	110	117							
12/11/99	H	L	84	106							
1/20/00	A	L	100	109							
2/15/00	H	L	93	95							
3/20/00	A	W	102	96							
11/22/00	A	L	73	88							
12/1/00	H	W	95	74							
1/15/01	H	W	84	79							
2/24/01	A	L	85	86							
11/14/01	H	W	100	86							
12/19/01	H	L	85	94							
1/17/02	A	L	93	88							
2/7/02	A	W	100	93							
11/19/02	A	L	98	99							
11/25/02	H	W	108	87							
4/13/03	H	L	89	94							
11/5/03	H	L	99	106							
1/21/03	A	W	92	86							
1/30/04	H	W	85	82							
3/17/04	A	L	80	104							
1/17/05	H	W	95	91							
1/28/05	A	L	95	99							
11/21/05	H	W	103	91							
12/2/05	A	L	86	88							
1/23/07	H	W	102	96							
1/31/07	A	W	89	78							
11/11/07	H	L	72	93							
11/14/07	A	L	76	95							
1/26/09	A	L	86	101							
3/2/09	H	L	91	98							
1/11/10	H	W	96	92							
2/5/10	A	W	101	94							

\* overtime  
 \*\* double-overtime

## SIXERS 2009-10 SEASON SERIES STATISTICS VS. HORNETS

PLAYER	G-GS	MIN	FG-A	PCT	3FG-A	PCT	FTA	PCT	OFF	DEF	TOT	AST	PF-DQ	STL	TO	BLK	PTS	AVG	HI
Iguodala	2-2	83	10-25	.400	4-8	.500	8-9	.889	3	11	14	15	3-0	5	3	1	32	16.0	18
Iverson	1-1	32	5-9	.556	1-1	1.000	5-6	.833	0	3	3	1	0-0	0	1	0	16	16.0	16
Young	2-1	50	14-21	.667	0-1	.000	3-5	.600	3	7	10	2	6-0	2	2	1	31	15.5	19
Brand	2-1	72	11-28	.393	0-0	---	7-11	.636	3	6	9	2	9-1	2	9	1	29	14.5	18
Williams	2-1	54	6-21	.286	2-5	.400	9-10	.900	2	2	4	9	3-0	4	3	0	23	11.5	12
Green	2-1	37	6-14	.429	2-4	.500	4-4	1.000	0	0	0	2	4-0	0	1	0	18	9.0	12
Holiday	2-1	41	6-10	.600	1-2	.500	2-3	.667	2	5	7	4	6-0	1	2	1	15	7.5	8
Carney	2-0	24	5-10	.500	3-6	.500	0-0	---	0	5	5	2	0-0	0	0	0	13	6.5	13
Dalembert	2-2	61	5-11	.455	0-0	---	3-4	.750	6	24	30	2	7-0	0	3	8	13	6.5	7
Ivey	1-0	14	1-2	.500	1-1	1.000	0-0	---	0	1	1	2	1-0	1	1	0	3	3.0	3
Speights	2-0	12	2-7	.286	0-0	---	0-0	---	1	5	6	0	3-0	0	1	0	4	2.0	4
76ERS	2	480	71-158	.449	14-28	.500	41-52	.788	20	69	89	41	42-1	15	27	12	197	98.5	101

## HORNETS 2009-10 SEASON SERIES STATISTICS VS. SIXERS

PLAYER	G-GS	MIN	FG-A	PCT	3FG-A	PCT	FTA	PCT	OFF	DEF	TOT	AST	PF-DQ	STL	TO	BLK	PTS	AVG	HI
Collison	1-1	40	7-14	.500	3-5	.600	0-0	---	0	2	2	4	5-0	0	4	0	17	17.0	17
Stojakovic	2-2	69	12-26	.462	5-15	.333	3-3	1.000	1	7	8	4	6-0	3	2	1	32	16.0	23
Okafor	2-2	62	9-19	.474	0-0	---	10-13	.769	9	8	17	6	4-0	2	2	0	28	14.0	20
Paul	1-1	41	5-13	.385	2-3	.667	1-1	1.000	1	4	5	14	2-0	2	1	0	13	13.0	13
West	2-2	79	10-29	.345	0-0	---	4-8	.500	5	16	21	6	5-0	0	2	1	24	12.0	13
Thornton	1-0	22	4-13	.308	2-4	.500	0-0	---	3	2	5	0	2-0	0	1	0	10	10.0	10
Songaila	2-0	41	9-16	.563	0-0	---	0-0	---	1	6	7	0	5-0	1	1	0	18	9.0	10
Possey	2-0	49	6-13	.462	5-8	.625	0-0	---	3	11	14	6	3-0	1	4	0	17	8.5	9
Peterson	1-1	20	3-7	.429	1-3	.333	1-1	1.000	1	2	3	2	2-0	0	2	0	8	8.0	8
Wright	2-0	17	6-10	.600	1-1	1.000	0-0	---	1	1	2	1	1-0	0	0	0	13	6.5	9
D. Brown	1-1	26	3-9	.333	0-0	---	0-0	---	1	1	2	2	2-0	0	2	0	6	6.0	6
B. Brown	1-0	7	0-1	.000	0-0	---	0-0	---	0	0	0	0	0-0	0	0	0	0	0.0	0
Hart	1-0	8	0-0	---	0-0	---	0-0	---	0	1	1	2	2-0	1	1	1	0	0.0	0
HORNETS	2	480	74-170	.435	19-39	.487	19-26	.731	26	61	87	47	39-0	10	24	3	186	93.0	94





# New York Knicks



## GENERAL INFORMATION



Mike D'Antoni

Franchise Timeline (Established) .....New York Knicks (1946-47)  
 Address .....Two Pennsylvania Plaza; New York, NY 10121  
 President & Chief Executive Officer Cablevision Systems Corporation;  
 Chairman, Madison Square Garden and NBA Governor .....James L. Dolan  
 President, Basketball Operations & NBA Alternate Governor .....Donnie Walsh  
 Head Coach .....Mike D'Antoni  
 Assistant Coaches .....Herb Williams, Phil Weber, Dan D'Antoni, Kenny Atkinson  
 Assistant Coach, Player Development .....Greg Brittenham  
 Head Athletic Trainer .....Roger Hinds  
 Media Relations .....Jonathan Supranowitz, Nick Brown, Alyson Furch, Gregg Schwartz  
 Team Historian & Writer .....Dennis D'Agostino  
 Home Court .....Madison Square Garden (19,763)

## BROADCAST INFORMATION

Radio .....ESPN Radio 1050 AM: Gus Johnson, John Andariase  
 Spanish Radio .....WADP 1280 AM: Alfredo Bejar, Juan Antonio Cains, Clemson Smith-Muniz  
 Television .....MSG Network: Mike Breen, Walt Frazier

## ALL-TIME SERIES INFORMATION

### SIXERS

Largest Margin of Victory: 62, 12/25/60  
 Most Pts. Scored: 162, 12/25/60  
 Fewest Pts. Scored: 60, 3/13/54

### KNICKS

Largest Margin of Victory: 48, 2x last 4/21/94  
 Most Pts. Scored: 152, 12/11/59  
 Fewest Pts. Scored: 61, 2/17/52

## 2010-11 SCHEDULE

11/7/10 @ NY  
 2/4/11 @ PHI  
 2/6/11 @ NY  
 4/6/11 @ PHI

## ALL-TIME SERIES RESULTS

Overall: 236-182  
 Home: 134-59  
 Away: 86-111  
 Neutral: 16-12

## PLAYOFFS

Overall: 21-12  
 Home: 14-2  
 Away: 7-10

## SIXERS 2009-10 SEASON SERIES STATISTICS VS. KNICKS

PLAYER	G-GS	MIN	FG-A	PCT	3FG-A	PCT	FT-A	PCT	OFF	DEF	TOT	AST	PP-FQ	STL	TO	BLK	PTS	AVG	HI
Iguodala	4-4	172	26-72	.361	2-20	.100	13-21	.619	7	33	40	20	7-0	7	9	1	67	16.8	32
Iverson	1-1	34	8-14	.571	0-0	---	0-0	---	0	1	1	5	0-0	0	1	0	16	16.0	16
Williams	3-2	88	14-25	.560	0-1	.000	18-21	.857	1	13	14	14	5-0	2	4	0	46	15.3	27
Young	3-3	105	14-35	.400	1-3	.333	13-15	.867	5	8	13	6	8-0	4	6	0	42	14.0	25
Holiday	3-2	100	16-31	.516	6-13	.462	3-4	.750	6	14	20	10	11-0	5	7	1	41	13.7	18
Brand	4-3	114	20-45	.444	0-0	---	7-9	.778	8	10	18	4	10-0	4	9	4	47	11.8	19
Speights	3-0	44	11-16	.688	0-0	---	9-13	.692	6	11	17	2	3-0	0	4	2	31	10.3	20
Green	4-1	88	13-30	.433	3-6	.500	5-7	.714	1	8	9	7	7-0	2	2	0	34	8.5	17
Kapono	3-0	63	9-21	.429	6-14	.429	1-2	.500	0	5	5	1	6-0	2	3	0	25	8.3	11
Dalembert	4-4	106	12-21	.571	0-0	---	6-7	.857	21	30	51	1	15-1	1	6	8	30	7.5	12
Meeks	1-0	4	0-0	---	0-0	---	0-0	---	0	0	0	0	1-0	0	0	0	0	0.0	0
Carney	4-0	37	8-21	.381	3-12	.250	0-0	---	0	2	2	1	5-0	1	2	0	19	4.8	13
Ivey	1-0	11	2-2	1.000	0-0	---	0-0	---	0	0	0	0	1-0	0	0	0	4	4.0	4
Smith	2-0	21	1-1	1.000	0-0	---	1-2	.500	2	2	4	0	7-0	0	2	0	3	1.5	2
76ERS	4	985	154-334	.461	21-69	.304	76-101	.752	57	137	194	71	86-1	28	57	16	405	101.3	141

## KNICKS 2009-10 SEASON SERIES STATISTICS VS. SIXERS

PLAYER	G-GS	MIN	FG-A	PCT	3FG-A	PCT	FT-A	PCT	OFF	DEF	TOT	AST	PP-FQ	STL	TO	BLK	PTS	AVG	HI
Gallinari	4-4	159	27-61	.443	14-32	.438	20-25	.800	5	9	14	10	9-0	5	4	4	88	22.0	30
Harrington	4-1	134	29-64	.453	5-20	.250	22-26	.846	4	25	29	7	13-1	0	9	2	85	21.3	42
Douglas	2-2	60	14-26	.538	6-13	.462	8-9	.889	1	5	6	9	7-0	5	5	0	42	21.0	22
Hughes	1-0	39	7-11	.636	1-4	.250	3-3	1.000	0	5	5	6	3-0	4	1	18	18.0	18	
Chandler	3-3	118	19-37	.514	1-5	.200	2-3	.667	5	18	23	11	6-0	5	2	41	13.7	18	
Lee	3-3	102	17-32	.531	0-0	---	7-13	.538	8	22	30	6	9-0	1	4	0	41	13.7	24
Walker	2-0	48	5-13	.385	3-7	.429	4-4	1.000	0	1	1	2	5-0	2	1	0	17	8.5	15
Jeffries	2-2	60	6-12	.500	1-4	.250	2-4	.500	4	6	10	4	5-0	2	3	1	15	7.5	15
House	1-0	11	0-3	.000	0-0	---	0-0	---	0	1	1	1	1-0	1	0	0	0	0.0	0
McGrady	2-2	54	5-19	.263	4-7	.571	0-0	---	6	5	11	5	0-0	0	1	0	14	7.0	14
Rodriguez	2-2	55	2-6	.333	0-2	.000	0-0	---	0	0	2	5-0	0	3	0	4	2.0	2	
Giddens	1-0	21	3-7	.429	0-3	.000	4-4	1.000	4	5	9	1	5-0	0	1	1	10	10.0	10
Robinson	2-0	36	5-18	.278	2-9	.222	0-1	.000	2	0	2	7	7-0	2	1	1	12	6.0	8
Duhon	3-2	96	5-17	.294	3-11	.273	0-0	---	2	9	11	13	5-0	3	3	1	13	4.3	7
Bender	2-1	17	2-5	.400	0-0	---	0-0	---	1	1	2	1	2-0	0	0	0	4	2.0	4
Milicic	1-0	14	1-2	.500	0-0	---	0-0	---	1	1	2	0	2-0	0	1	0	2	2.0	2
KNICKS	4	985	147-333	.441	40-117	.342	72-92	.783	43	113	156	85	84-1	30	49	13	406	101.5	127

# New York Knicks



DATE	PHI	OPP	DATE	PHI	OPP	DATE	PHI	OPP	DATE	PHI	OPP	DATE	PHI	OPP
11/13/49	H	W	80	66	11/25/58	A	L	112	115	12/66	H	W	133	122
11/15/49	A	W	77	74	3/5/58	H	W	102	91	1/4/66	A	W	129	127
11/17/50	A	L	72	74*	11/15/58	H	L	92	96	1/21/66	H	W	109	98
11/19/50	H	W	96	83	11/22/58	A	L	99	114	2/5/66	A	L	113	120
11/28/50	A	L	84	108	12/21/58	A	L	94	108	2/8/66	A	L	123	136
2/17/50	H	W	95	86	12/27/58	H	L	102	106	2/25/66	H	W	130	124
1/6/51	A	W	87	85*	1/6/59	A	L	108	118	3/12/66	H	W	134	126
2/1/51	H	L	90	93	1/18/59	H	L	118	120	3/13/66	A	W	115	113
2/8/51	H	W	96	83	1/31/59	L	L	117	119	3/17/66	H	W	115	106
2/17/51	A	L	75	88	2/3/59	A	L	114	115	10/15/66	H	W	128	112
2/25/51	H	W	98	83	2/5/59	N	L	98	111	11/15/66	A	W	113	109
3/3/51	A	L	78	97	2/8/59	H	W	113	104	11/16/66	H	W	117	108
11/17/51	A	W	79	72	3/1/59	H	W	140	115	12/9/66	H	W	112	107
11/25/51	H	W	100	73	3/3/59	A	W	127	120	12/13/66	A	W	127	112
12/22/51	A	L	73	92	11/12/59	A	W	113	104	1/3/67	A	W	148	142*
12/23/51	H	L	72	75	11/14/59	H	W	116	108	1/5/67	N	L	104	112
1/10/52	H	W	110	96	11/24/59	A	W	120	107	1/17/67	H	W	119	111
2/12/52	A	L	69	78	12/11/59	A	L	121	152	3/12/67	A	W	131	120
2/17/52	H	W	66	61	12/16/59	H	W	116	113	10/25/67	H	W	117	114
3/15/52	A	L	90	97	1/17/60	H	W	129	117	11/14/67	A	W	110	108
3/16/52	H	L	84	90	2/2/60	A	W	119	102	12/8/67	H	W	117	109
11/22/52	A	L	68	98	2/11/60	H	W	116	109	12/27/67	A	W	114	105
11/23/52	H	W	76	73	2/16/60	A	L	116	125	1/3/68	H	L	115	129
12/14/52	A	L	93	98*	2/20/60	N	W	126	121	2/10/68	A	L	97	115
1/3/53	A	L	77	85*	2/27/60	H	W	114	111	3/10/68	A	W	119	108
1/7/53	N	W	114	93	3/1/60	N	W	124	121	4/4/68	H	W	127	106
1/25/53	H	L	62	97	3/1/60	H	W	124	121	3/13/68	H	L	120	130
2/15/53	H	L	81	85	3/5/60	H	W	132	115	10/29/68	A	L	114	117
3/1/53	H	W	79	64	11/11/60	A	L	108	112	12/15/68	H	W	110	104
3/6/53	N	L	66	85	11/12/60	H	W	128	117	12/25/68	A	L	109	110
3/14/53	A	W	95	81	12/3/60	H	W	130	113	1/22/69	H	W	140	137**
11/21/53	A	L	67	68	12/20/60	A	L	112	122	12/8/69	A	L	88	121
11/22/53	H	L	80	84*	12/25/60	H	W	162	100	3/9/69	H	W	110	101
12/25/53	A	L	80	89	1/3/61	H	W	129	104	3/11/69	A	L	101	121
1/13/54	N	W	93	72	1/7/61	N	L	117	120	11/21/69	H	L	94	98

# Oklahoma City Thunder



## GENERAL INFORMATION



Scott Brooks

Franchise Timeline (Established) ..... Seattle Supersonics (1967-68), Oklahoma City Thunder (2008-09)  
 Address ..... 211 N. Robinson; Suite 300; Oklahoma City, OK 73102  
 Chairman ..... Clayton I. Bennett  
 Executive Vice President and General Manager ..... Sam Presti  
 Head Coach ..... Scott Brooks  
 Assistant Coaches ..... Ron Adams, Maurice Cheeks, Rex Kalamian,  
 ..... Mark Bryant, Brian Keefe  
 Head Athletic Trainer ..... Joe Sharpe  
 Basketball Communications ..... Brian Facchini, Michael Ravina, John Read  
 Home Court ..... Ford Center (18,203)

## BROADCAST INFORMATION

Radio ..... WWLS (98.1 FM/640 AM): Matt Pinto  
 Television ..... KSBI TV (Ch. 52)/Fox Sports Oklahoma: Brian Davis, Grant Long

## 2010-11 SCHEDULE

11/10/10 @ OKC  
 3/9/11 @ PHI

## ALL-TIME SERIES RESULTS

Overall: 64-54  
 Home: 32-22  
 Away: 28-30  
 Neutral: 4-1

## PLAYOFFS

Home: 4-0  
 Away: 2-1  
 Overall: 6-1

## ALL-TIME SERIES INFORMATION

**SIXERS**  
 Largest Margin of Victory: 38, 12/20/67  
 Most Pts. Scored: 160, 12/20/67  
 Fewest Pts. Scored: 73, 1/2/98

**THUNDER**  
 Largest Margin of Victory: 56, 3/6/93  
 Most Pts. Scored: 149, 3/6/93  
 Fewest Pts. Scored: 77, 1/4/02

## SIXERS 2009-10 SEASON SERIES STATISTICS VS. THUNDER

PLAYER	G-GS	MIN	FG-A	PCT	3FG-A	PCT	FT-A	PCT	OFF	DEF	TOT	AST	PF-DQ	STL	TO	BLK	PTS	AVG	HI
Iguodala	2-2	78	17-27	.630	5-7	.714	10-11	.909	2	11	13	13	4-0	5	10	1	49	24.5	28
Young	1-1	33	8-14	.571	2-3	.667	2-2	1.000	1	3	4	0	3-0	2	1	0	20	20.0	20
Brand	2-1	68	15-29	.517	0-0	---	5-6	.833	4	7	11	1	7-0	2	3	3	35	17.5	22
Holiday	2-2	65	9-18	.500	3-8	.375	5-6	.833	0	6	6	6	7-0	2	6	0	26	13.0	15
Green	2-1	61	8-12	.667	2-2	1.000	2-2	1.000	1	4	5	7	4-0	2	5	1	20	10.0	14
Speights	1-0	20	1-6	.167	0-0	---	8-10	.800	2	6	8	1	1-0	0	1	2	10	10.0	10
Carney	2-0	25	3-7	.429	0-2	.000	4-4	1.000	0	3	3	1	3-0	1	0	1	10	5.0	10
Kapono	2-1	48	3-14	.214	3-9	.333	0-0	---	1	1	2	3	3-0	1	0	0	9	4.5	9
Dalembert	2-2	40	4-9	.444	0-0	---	0-0	---	2	7	9	1	4-0	1	2	0	8	4.0	6
Ivey	1-0	6	1-1	1.000	1-1	1.000	0-0	---	0	1	1	0	1-0	0	1	0	3	3.0	3
Meeks	1-0	14	3-7	.429	1-2	.500	0-0	---	0	1	1	1	2-0	0	0	7	7.0	7	
Smith	2-0	22	1-6	.167	0-0	---	0-0	---	0	2	2	1	2-0	2	3	1	2	1.0	2
Elson	1-0	6	0-0	---	0-0	---	0-0	---	0	0	0	0	1-0	0	0	0	0.0	0	
76ERS	2	480	73-150	.487	17-34	.500	36-41	.878	13	52	65	35	41-0	18	33	9	199	99.5	106

## THUNDER 2009-10 SEASON SERIES STATISTICS VS. SIXERS

PLAYER	G-GS	MIN	FG-A	PCT	3FG-A	PCT	FT-A	PCT	OFF	DEF	TOT	AST	PF-DQ	STL	TO	BLK	PTS	AVG	HI
Durant	2-2	82	18-38	.474	7-11	.636	16-19	.842	2	13	15	4	3-0	6	7	3	59	29.5	33
Green	2-2	71	14-33	.424	4-9	.444	3-6	.500	5	4	9	7	7-0	4	1	1	35	17.5	19
Krstic	2-2	48	12-18	.667	0-0	---	2-2	1.000	5	5	10	0	6-0	0	3	1	26	13.0	14
Collison	2-0	43	10-13	.769	0-1	.000	3-4	.750	6	2	8	0	6-0	2	1	1	23	11.5	18
Maynor	1-0	21	3-4	.750	1-1	1.000	2-4	.500	0	3	3	5	1-0	3	1	0	9	9.0	9
Harden	2-0	48	8-14	.571	3-5	.600	2-2	1.000	3	6	9	2	1-0	3	3	0	21	10.5	12
Sefolosa	2-2	55	9-16	.563	2-4	.500	1-1	1.000	4	10	14	3	1-0	1	4	0	21	10.5	12
Westbrook	2-2	61	4-23	.174	0-3	.000	9-10	.900	3	7	10	29	4-0	3	3	2	17	8.5	10
Ibaka	2-0	27	6-8	.750	0-0	---	0-0	---	3	6	9	0	3-0	1	1	0	12	6.0	10
Wilks	1-0	14	2-4	.500	1-1	1.000	0-2	.000	1	2	3	1	0-0	0	0	0	5	5.0	5
Ollie	1-0	5	0-1	.000	0-0	---	0-0	---	0	0	0	1	0-0	0	0	0	0	0.0	0
Weaver	1-0	4	0-1	.000	0-1	.000	0-0	---	0	0	0	0	2-0	0	0	0	0	0.0	0
THUNDER	2	480	86-173	.497	18-36	.500	38-50	.760	32	58	90	52	34-0	23	25	8	228	114.0	117

# Oklahoma City Thunder



DATE	PHI	OPP	DATE	PHI	OPP
10/27/67	H	W	11/30/93	H	L
12/1/67	N	W	2/15/94	A	L
12/12/67	N	W	12/28/94	A	L
12/17/67	A	W	1/30/95	H	L
12/20/67	A	W	11/14/95	H	L
2/14/68	H	W	3/23/96	A	L
2/20/68	H	W	12/9/96	H	L
11/9/68	H	W	1/2/97	A	L
11/11/68	N	W	11/9/97	H	L
12/18/68	A	W	1/2/98	A	L
2/5/69	A	W	3/22/99	A	L
2/21/69	A	W	11/8/99	H	W
3/19/69	H	W	12/26/99	A	W
11/8/69	H	L	1/5/01	H	W
11/15/69	A	L	3/19/01	A	L
12/19/69	A	L	1/4/02	A	W
1/9/70	H	L	1/21/02	H	L
1/14/70	N	L	12/11/02	H	L
2/8/70	A	L	3/7/03	A	W
11/7/70	H	W	1/19/04	H	L
12/8/70	H	L	2/19/04	A	W
12/17/70	A	W	11/16/04	H	L
1/24/71	A	W	12/28/04	A	W
2/21/71	A	L	1/9/06	H	W
10/20/71	H	W	3/16/06	A	L
11/21/71	A	L	11/15/06	A	W
12/1/71	H	W	3/7/07	H	W
3/9/72	A	W	12/31/07	A	W
3/19/72	H	W	3/7/08	H	W
10/11/72	H	L	11/15/08	H	W
11/17/72	A	L	3/8/09	A	L
1/7/73	A	W	11/15/08	H	W
3/10/73	H	L	3/8/09	A	L
11/18/73	A	L	12/2/09	A	L
12/12/73	H	L	3/30/10	H	L
1/18/74	H	L			
2/24/74	A	L			
11/10/74	A	L			
11/29/74	H	L			
2/23/75	A	W			
2/28/75	H	W			
11/28/75	H	W			
12/14/75	A	L			
2/20/76	A	L			
2/29/76	H	W			
11/7/76	A	L			
12/3/76	H	L			
2/27/77	A	W			
3/11/77	H	W			
11/16/77	H	W			
1/25/78	A	W			
2/12/78	H	W			
2/26/78	A	L			
12/2/78	H	L			
12/22/78	A	W			
2/28/79	A	L			
3/14/79	H	L			
2/8/80	H	L			
2/27/80	A	W			
1/2/81	A	W			
1/18/81	H	W			
12/30/81	A	W			
1/23/82	H	W			
1/21/83	H	W			
2/6/83	A	W			
12/30/83	A	L			
3/9/84	H	W			
1/2/85	A	W			
3/8/85	H	W			
12/8/85	H	L			
1/28/86	A	W			
11/11/86	A	W			
1/21/87	H	W			
12/4/87	H	W			
1/2/88	A	L			
2/8/89	H	W			
3/4/89	A	L			
12/27/89	A	L			
2/16/90	H	W			
1/2/91	A	L			
2/19/91	H	W			
12/14/91	H	W			
1/4/92	A	W			
12/9/92	H	W			
3/6/93	A	L			

\* overtime

\*\*double-overtime

Opponents





# Orlando Magic



## GENERAL INFORMATION

Franchise Timeline (Established) .....Orlando Magic (1989-90)  
 Address .....8701 Maitland Summit Blvd.; Orlando, FL 32810  
 Chairman .....Rich DeVos  
 CEO/Vice Chair .....Bob Vander Weide  
 President .....Alex Martins  
 President of Basketball Operations .....Otis Smith  
 Head Coach .....Stan Van Gundy  
 Assistant Coaches .....Brendan Malone, Patrick Ewing, Steve Clifford, Bob Beyer, Ahmad Ajami  
 Athletic Trainer .....Keon Weise  
 Communications .....Joel Glass, George Galante, Trish Wingerson, Jason Wallace, Melanie Curtsinger  
 Home Court .....Amway Center (17,451)

## BROADCAST INFORMATION

Radio .....WDBO (580 AM): Dennis Neumann, Richie Aduvato  
 Spanish Radio .....WRLZ (1270 AM): Joey Colon  
 Television .....Sun Sports/FSN Florida: David Steele, Matt Guokas

## ALL-TIME SERIES INFORMATION

<b>SIXERS</b>	<b>MAGIC</b>
Largest Margin of Victory: 24, 1/31/92	Largest Margin of Victory: 46, 2/17/95
Most Pts. Scored: 129, 2/26/90	Most Pts. Scored: 129, 2/17/95
Fewest Pts. Scored: 70, 1/14/95	Fewest Pts. Scored: 73, 12/22/03

## SIXERS 2009-10 SEASON SERIES STATISTICS VS. MAGIC

PLAYER	G-GS	MIN	FG-A	PCT	3FG-A	PCT	FT-A	PCT	OFF	DEF	TOT	AST	PF-DQ	STL	TO	BLK	PTS	AVG	HI
Iguodala	4-4	132	20-44	.455	3-9	.333	16-20	.800	2	12	14	18	9-0	6	11	1	59	14.8	23
Speights	4-0	85	23-41	.561	0-0	---	11-13	.846	8	11	19	2	14-0	3	1	4	57	14.3	26
Williams	3-2	87	14-27	.519	4-11	.364	9-11	.818	0	10	10	20	4-0	2	1	0	41	13.7	18
Brand	3-3	85	14-28	.500	0-0	---	12-14	.857	5	10	15	5	9-0	4	2	2	40	13.3	23
Young	2-2	67	11-24	.458	2-5	.400	1-2	.500	6	5	11	5	0-0	1	4	1	25	12.5	17
Holiday	3-3	96	15-32	.469	6-12	.500	1-3	.333	1	2	3	16	6-0	6	8	0	37	12.3	23
Dalembert	4-4	98	21-34	.618	0-0	---	7-10	.700	12	20	32	2	17-0	3	5	5	49	12.3	16
Carney	4-0	77	14-29	.483	3-9	.333	5-7	.714	1	8	9	2	6-0	1	4	3	36	9.0	11
Kapono	4-2	91	10-24	.417	6-12	.500	3-4	.750	3	4	7	5	3-0	2	2	0	29	7.3	13
Green	4-0	65	12-25	.480	2-3	.667	1-2	.500	0	4	4	5	7-0	1	3	0	27	6.8	11
Meeks	1-0	25	3-7	.429	1-4	.250	2-2	1.000	1	4	5	1	1-0	0	0	0	9	9.0	9
Ivey	1-0	12	2-4	.500	0-1	.000	0-0	---	0	2	2	1	1-0	0	0	0	4	4.0	4
Elson	1-0	5	1-2	.500	0-0	---	0-0	---	0	0	0	0	0-0	0	0	0	2	2.0	2
Smith	4-0	40	1-12	.083	0-2	.000	0-2	.000	4	4	8	3	2-0	0	0	0	2	0.5	2
76ERS	4	960	160-331	.483	27-68	.397	68-90	.756	43	96	139	85	79-0	29	43	16	415	103.8	111

## MAGIC 2009-10 SEASON SERIES STATISTICS VS. SIXERS

PLAYER	G-GS	MIN	FG-A	PCT	3FG-A	PCT	FT-A	PCT	OFF	DEF	TOT	AST	PF-DQ	STL	TO	BLK	PTS	AVG	HI
Howard	4-4	117	28-37	.757	0-0	---	17-30	.567	13	32	45	4	14-0	1	12	6	73	18.3	23
Lewis	3-3	101	18-32	.563	7-16	.438	9-12	.750	0	10	10	6	4-0	2	1	1	52	17.3	24
Carter	4-4	119	22-44	.500	12-19	.632	12-13	.923	1	12	13	18	5-0	2	3	0	68	17.0	19
Nelson	4-4	106	22-40	.550	7-16	.438	4-6	.667	0	9	9	26	8-0	4	7	1	55	13.8	22
Anderson	2-1	35	9-17	.529	5-9	.556	2-2	1.000	1	7	8	0	3-0	0	4	0	25	12.5	16
Barnes	4-3	96	19-29	.655	8-11	.727	3-4	.750	4	11	15	7	5-0	2	5	4	49	12.3	16
Pietrus	4-1	96	15-35	.429	7-15	.467	5-5	1.000	4	11	15	2	3-0	1	4	0	42	10.5	13
Redick	4-0	73	11-21	.524	7-12	.583	5-5	1.000	0	4	4	10	7-0	0	2	0	34	8.5	11
Gortat	4-0	79	11-17	.647	0-0	---	8-8	1.000	4	13	17	1	7-0	3	3	4	30	7.5	16
Williams	4-0	78	10-19	.526	5-10	.500	5-5	1.000	0	6	6	12	4-0	2	6	0	30	7.5	15
Bass	4-0	51	10-18	.556	0-0	---	2-2	1.000	1	7	8	3	6-0	0	2	3	22	5.5	10
A. Johnson	2-0	9	0-0	---	0-0	---	0-0	---	0	1	1	2	2-0	0	1	0	0	0.0	0
MAGIC	4	960	175-309	.566	58-108	.537	72-92	.783	28	123	151	91	68-0	17	53	19	480	120.0	126

# Orlando Magic



DATE	PHI	OPP		
11/18/89	A	L	103	116
1/24/90	H	W	125	103
2/8/90	A	L	99	101
2/26/90	H	W	129	110
12/11/90	A	W	119	114
3/18/91	H	W	99	91
11/2/91	H	L	115	122
11/13/91	A	W	121	100
1/31/92	H	W	112	88
2/26/92	A	L	89	95
4/15/92	A	L	99	102
11/18/92	H	L	110	120
12/15/92	A	L	107	119
1/18/93	H	W	124	118*
4/6/93	A	L	90	116
4/15/93	H	W	101	85
11/6/93	A	L	89	114
1/22/94	H	L	112	121
3/9/94	H	L	101	117
3/11/94	A	L	105	112
11/5/94	A	L	107	122
11/12/94	H	L	103	116
1/14/95	A	L	70	91
2/17/95	A	L	83	129
4/8/95	H	W	109	99
1/23/96	A	L	90	105
2/20/96	A	L	104	123
3/4/96	H	L	97	110
4/19/96	H	L	92	112
11/29/96	H	W	100	91
1/7/97	A	L	88	109
1/31/97	H	L	99	109
4/1/97	A	W	105	93
11/22/97	H	L	94	108
12/8/97	A	L	86	95
3/9/98	H	L	78	88
4/6/98	A	L	92	113
2/6/99	H	W	95	75
3/15/99	A	L	73	74
4/25/99	H	W	103	86
11/10/99	A	L	105	110
1/14/00	H	W	102	100
3/19/00	H	W	89	85
4/9/00	A	L	80	92
11/3/00	A	W	87	80
2/2/01	H	L	117	123**
3/28/01	H	L	95	96
4/12/01	A	L	77	101
1/9/02	H	L	91	102
2/23/02	A	L	87	105
3/17/02	H	L	103	105
4/14/02	A	W	95	89
10/29/02	A	L	88	95
1/12/03	H	L	105	107
2/14/03	H	W	99	98
3/31/03	A	W	118	113*
12/22/03	H	W	95	73
1/12/04	A	W	87	82
1/23/04	H	L	93	98
4/14/04	A	L	89	98
11/14/04	H	W	96	87
11/27/04	A	L	99	105
1/22/05	A	L	111	115
2/12/05	H	W	112	99
1/26/06	H	L	115	119*
1/29/06	A	W	89	81
3/24/06	H	L	86	102
4/15/06	A	L	97	102
11/3/06	A	W	105	103
12/9/06	A	L	84	86
4/14/07	H	L	87	104
2/1/08	A	L	96	108
2/22/08	A	L	99	115
2/27/08	H	W	101	89
3/21/08	A	L	95	113
11/6/08	A	L	88	98
11/26/08	H	L	94	96
2/28/09	H	L	100	106
10/28/09	A	L	106	120
3/1/10	H	L	105	126
3/22/10	H	L	93	109
4/14/10	A	L	111	125

\* overtime  
 \*\*double-overtime

Opponents



# Phoenix Suns



## GENERAL INFORMATION



Alvin Gentry

Franchise Timeline (Established) ..... Phoenix Suns (1968-69)  
 Address ..... 201 E. Jefferson St.; Phoenix, AZ 85004  
 Managing Partner ..... Robert Sarver  
 Chairman ..... Jerry Colangelo  
 President of Basketball Operations ..... Lon Babby  
 General Manager ..... Lance Blanks  
 Head Coach ..... Alvin Gentry  
 Assistant Coaches ..... Bill Cartwright, Dan Majerle, Igor Kokoskov, Noel Gillespie  
 Head Athletic Trainer ..... Aaron Nelson  
 Basketball Communications ..... Julie Fic, DC Headley, Vince Kozar, Sherry Reed  
 Home Court ..... U.S. Airways Center (18,422)

## BROADCAST INFORMATION

Radio ..... KTAR (620 AM): Al McCoy, Tim Kempton  
 Spanish Radio ..... KSUN (1400 AM): Ivan Valenzuela, Arturo Ochoa  
 Television ..... My45: Tom Leander, Eddie Johnson, Scott Williams  
 Cable Television ..... FSN Arizona: Gary Bender, Eddie Johnson, Scott Williams

## ALL-TIME SERIES INFORMATION

### SIXERS

Largest Margin of Victory: 34, 2/15/70  
 Most Pts. Scored: 159, 2/15/70  
 Fewest Pts. Scored: 71, 3/23/01

### SUNS

Largest Margin of Victory: 30, 11/14/86  
 Most Pts. Scored: 143, 1/6/79  
 Fewest Pts. Scored: 81, 1/2/02

## SIXERS 2009-10 SEASON SERIES STATISTICS VS. SUNS

PLAYER	G-GS	MIN	FG-A	PCT	3FG-A	PCT	FT-A	PCT	OFF	DEF	TOT	AST	PF-DQ	STL	TO	BLK	PTS	AVG	HI
Iguodala	2-2	70	18-29	.621	3-6	.500	5-5	1.000	4	10	14	7	1-0	2	3	0	44	22.0	24
Speights	2-0	54	14-22	.636	0-1	.000	4-5	.800	1	11	12	1	9-0	0	1	0	32	16.0	20
Williams	2-2	77	12-27	.444	2-10	.200	6-9	.667	0	7	7	6	4-0	3	1	1	32	16.0	19
Young	2-1	67	12-27	.444	1-2	.500	6-8	.750	7	3	10	5	4-0	3	4	1	31	15.5	16
Brand	2-2	46	7-19	.368	0-0	---	6-8	.750	2	3	5	3	6-0	1	2	1	20	10.0	10
Green	1-0	17	2-2	1.000	0-0	---	4-5	.800	0	1	1	3	2-0	0	2	1	8	8.0	8
Holiday	2-1	35	6-12	.500	3-6	.500	0-0	---	0	4	4	3	4-0	3	3	0	15	7.5	8
Dalembert	2-2	42	5-11	.455	0-0	---	2-2	1.000	6	6	12	3	6-0	1	3	3	12	6.0	8
Smith	1-0	17	1-4	.250	1-1	1.000	2-2	1.000	1	1	2	2	3-0	1	0	0	5	5.0	5
Carney	2-0	36	3-10	.300	0-3	.000	3-5	.600	2	8	10	2	0-0	2	2	0	9	4.5	5
Kapono	2-0	18	1-3	.333	0-1	.000	0-0	---	1	0	1	1	1-0	0	0	1	2	1.0	2
Meeks	1-0	2	0-1	.000	0-1	.000	0-0	---	0	1	1	0	0-0	0	0	0	0	0.0	0
76ERS	2	480	81-167	.485	10-31	.323	38-49	.776	24	55	79	36	40-0	16	21	8	210	105.0	115

## SUNS 2009-10 SEASON SERIES STATISTICS VS. SIXERS

PLAYER	G-GS	MIN	FG-A	PCT	3FG-A	PCT	FT-A	PCT	OFF	DEF	TOT	AST	PF-DQ	STL	TO	BLK	PTS	AVG	HI
Richardson	2-2	71	19-28	.679	10-13	.769	5-5	1.000	2	11	13	3	3-0	0	1	0	53	26.5	29
Nash	2-2	66	14-18	.778	3-6	.500	10-11	.909	0	6	6	33	2-0	0	9	1	41	20.5	21
Stoudemire	2-2	71	16-33	.485	0-0	---	7-11	.636	4	6	10	3	8-0	1	4	1	39	19.5	22
Frye	2-1	50	9-27	.333	4-16	.250	2-2	1.000	0	6	6	2	6-0	1	2	0	24	12.0	14
Dudley	2-0	49	8-14	.571	4-8	.500	2-4	.500	3	7	10	4	4-0	3	2	0	22	11.0	18
Lopez	1-1	28	5-6	.833	0-0	---	0-0	---	3	7	10	0	3-0	1	1	2	10	10.0	10
Barbosa	1-0	21	3-5	.600	2-4	.500	0-0	---	0	1	1	0	1-0	0	0	0	8	8.0	8
Hill	2-2	64	6-15	.400	0-1	.000	3-4	.750	2	11	13	4	3-0	1	0	0	15	7.5	11
Dragic	2-0	34	3-11	.273	0-3	.000	3-5	.600	0	1	1	2	3-0	1	4	0	9	4.5	6
Griffin	1-0	2	1-1	1.000	0-0	---	0-0	---	0	0	0	0	0-0	0	0	0	2	2.0	2
Amundson	2-0	20	1-3	.333	0-0	---	0-0	---	0	3	3	1	3-0	0	3	0	2	1.0	2
Clark	1-0	2	0-2	.000	0-0	---	0-0	---	0	0	0	0	0-0	0	0	1	0	0.0	0
Collins	1-0	2	0-0	---	0-0	---	0-0	---	0	0	0	0	0-0	0	0	0	0	0.0	0
SUNS	2	480	85-163	.521	23-51	.451	32-42	.762	14	59	73	52	36-0	8	27	5	225	112.5	119

# Phoenix Suns



## PHI OPP

DATE	PHI	OPP		
11/19/68	N	W	126	110
11/26/68	A	W	126	119
12/11/68	H	W	143	123
12/17/68	A	W	145	128
2/4/69	A	L	116	125
2/26/69	H	W	104	97
10/22/69	H	W	122	119
11/13/69	A	W	124	110
12/16/69	A	W	141	119
1/10/70	N	L	117	119
2/3/70	A	L	123	131
2/15/70	H	W	159	125
11/21/70	H	L	119	125
12/22/70	A	W	133	129*
1/9/71	H	W	123	112
1/22/71	A	W	117	116
2/26/71	H	L	94	108
10/29/71	H	L	135	137**
11/23/71	A	L	107	128
12/21/71	A	L	119	124
1/8/72	H	W	130	119
2/8/72	A	L	108	120
11/12/72	A	L	108	119
12/7/72	N	L	102	117
2/10/73	A	L	121	126
3/14/73	H	L	114	120
11/7/73	H	W	122	115
11/15/73	A	L	94	116
12/19/73	A	W	101	98
3/15/74	N	W	108	101
10/30/74	H	L	99	104
11/13/74	A	L	100	105
1/21/75	A	W	101	95
3/14/75	H	W	108	97
11/7/75	H	W	103	99
12/11/75	A	W	110	106
1/31/76	A	L	105	119
3/10/76	H	W	125	108
12/15/76	H	W	97	87
1/27/77	A	L	94	111
2/18/77	H	L	96	102
12/21/77	H	W	125	119
1/27/78	A	L	101	110
3/5/78	A	W	104	92
11/17/78	H	W	95	94
1/6/79	H	L	139	143*
1/24/79	A	L	94	101
3/4/79	A	L	94	119
12/8/79	H	W	117	96
1/27/80	A	L	118	125
1/25/81	H	W	98	93
2/22/81	A	L	110	116
12/27/81	A	L	96	99
2/21/82	H	W	109	102
12/2/82	A	W	116	108
1/26/83	H	W	113	102
3/1/84	A	L	100	112
3/17/84	H	W	131	112
11/23/84	A	W	119	117*
1/7/85	H	W	100	99
12/28/85	A	W	100	98
1/22/86	H	W	118	111
11/14/86	A	L	97	127
1/19/87	H	W	107	104
12/28/87	A	L	101	117
1/4/88	H	W	122	114
2/24/89	A	L	95	120
3/6/89	H	L	106	110
2/24/90	A	L	99	126
4/1/90	H	W	141	112
12/28/90	A	L	96	115
2/1/91	H	W	96	89
3/13/92	H	L	104	108
3/27/92	A	L	113	117
3/3/93	A	L	115	125
3/28/93	H	L	100	110
12/30/93	A	L	107	119
1/28/94	H	L	103	108
1/4/95	A	L	122	127
1/27/95	H	L	107	108
12/27/95	A	L	90	105
3/15/96	H	L	102	128
11/9/96	H	W	112	95
2/26/97	A	L	104	111

DATE	PHI	OPP		
2/2/98	H	L	97	106
2/24/98	A	W	85	84
11/4/99	A	L	80	84
1/26/00	H	L	87	93
2/18/01	H	W	104	98
3/23/01	A	L	71	84
1/2/02	A	W	102	81
4/3/02	H	W	89	83*
12/13/02	H	L	91	99
1/2/03	A	L	78	96
12/28/03	A	L	92	100
3/24/04	H	W	99	94
11/5/04	H	L	98	108
3/30/05	A	L	87	116
1/4/06	A	L	85	105
1/31/06	H	L	99	123
11/17/06	A	L	94	106
2/28/07	H	W	99	94
3/1/08	A	W	119	114
3/28/08	H	L	93	107
2/9/09	H	W	108	91
3/18/09	A	L	116	126
11/9/09	H	L	115	119
2/24/10	A	L	95	106

\* overtime

\*\*double-overtime





# Portland Trailblazers



## GENERAL INFORMATION



Nate McMillan

Franchise Timeline (Established) .....Portland Trail Blazers (1970-71)  
 Address .....One Center Court, Suite 200; Portland, OR 97227  
 Owner .....Paul Allen  
 President .....Larry Miller  
 General Manager .....Rich Cho  
 Head Coach .....Nate McMillan  
 Assistant Coaches .....Bernie Bickwestaff, Bob Ociepka, Buck Williams, Bill Bayno, Kaleb Canales  
 Head Athletic Trainer .....Jay Jensen  
 Communications .....Traci Rose, Jim Taylor, Collin Romer  
 Home Court .....The Rose Garden (19,980)

## BROADCAST INFORMATION

Radio .....The Game (95.5 FM); Brian Wheeler, Antonio Harvey  
 Television .....KGW (Channel 8); Mike Barrett, Mike Rice  
 Cable Television .....Comcast SportsNet; Mike Barrett, Mike Rice

## 2010-11 SCHEDULE

11/30/10 @ PHI  
 3/19/11 @ POR

## ALL-TIME SERIES RESULTS

Overall: 52-43  
 Home: 29-14  
 Away: 19-30  
 Neutral: 3-0

## PLAYOFFS

Overall: 2-4  
 Home: 2-1  
 Away: 0-3

## ALL-TIME SERIES INFORMATION

### SIXERS

Largest Margin of Victory: 28, 3/6/03  
 Most Pts. Scored: 153, 2/19/86  
 Fewest Pts. Scored: 71, 3/25/96

### TRAIL BLAZERS

Largest Margin of Victory: 42, 11/05/76  
 Most Pts. Scored: 146, 11/5/76  
 Fewest Pts. Scored: 60, 3/6/03

## SIXERS 2009-10 SEASON SERIES STATISTICS VS. TRAIL BLAZERS

PLAYER	G-GS	MIN	FG-A	PCT	3FG-A	PCT	FT-A	PCT	OFF	DEF	TOT	AST	PF-DQ	STL	TO	BLK	PTS	AVG	HI
Brand	2-0	57	17-24	.708	0-0	---	4-6	.667	4	9	13	3	8-0	1	0	3	38	19.0	25
Iguodala	2-2	86	14-27	.519	3-8	.375	6-7	.857	1	10	11	11	3-0	2	3	2	37	18.5	23
Iverson	2-2	66	10-20	.500	0-1	.000	8-11	.727	1	7	8	5	4-0	0	5	0	28	14.0	19
Dalembert	2-2	59	11-17	.647	0-0	---	2-2	1.000	8	15	23	2	10-1	0	0	4	24	12.0	14
Williams	2-2	63	7-19	.368	1-5	.200	5-6	.833	0	6	6	12	1-0	5	4	0	20	10.0	11
Speights	2-0	30	8-13	.615	0-0	---	3-4	.750	2	3	5	1	3-0	0	0	1	19	9.5	14
Young	2-2	48	5-17	.294	1-3	.333	0-0	---	1	2	3	3	2-0	1	3	0	11	5.5	7
Holiday	2-0	35	4-9	.444	1-1	1.000	1-1	1.000	2	2	4	3	3-0	0	6	0	10	5.0	10
Ivey	1-0	17	2-4	.500	1-3	.333	0-0	---	1	2	3	2	1-0	0	0	0	5	5.0	5
Green	1-0	12	1-5	.200	0-2	.000	0-0	---	0	0	0	1	3-0	1	0	0	2	2.0	2
Carney	1-0	5	0-1	.000	0-1	.000	0-0	---	0	0	0	0	1-0	0	1	0	0	0.0	0
Smith	1-0	4	0-0	---	0-0	---	0-0	---	0	0	0	0	1-0	0	1	0	0	0.0	0
76ERS	2	480	79-156	.506	7-24	.292	29-37	.784	20	56	76	43	40-1	10	24	11	194	97.0	104

## TRAIL BLAZERS 2009-10 SEASON SERIES STATISTICS VS. SIXERS

PLAYER	G-GS	MIN	FG-A	PCT	3FG-A	PCT	FT-A	PCT	OFF	DEF	TOT	AST	PF-DQ	STL	TO	BLK	PTS	AVG	HI
Aldridge	2-2	85	15-29	.517	0-0	---	10-14	.714	6	15	21	5	6-0	0	2	2	40	20.0	23
Miller	2-2	70	12-24	.500	1-4	.250	10-10	1.000	3	3	6	10	1-0	1	6	0	35	17.5	24
Roy	2-2	60	13-26	.500	4-9	.444	4-9	.444	0	7	7	3	1-0	3	1	0	34	17.0	24
Bayless	2-0	37	7-19	.368	0-1	.000	6-6	1.000	2	1	3	6	5-0	3	1	0	20	10.0	18
Blake	2-0	47	6-15	.400	2-6	.333	0-0	---	1	2	3	8	3-0	1	1	0	14	7.0	10
Fernandez	1-0	24	2-6	.333	2-3	.667	1-2	.500	1	1	2	2	2-0	1	2	0	7	7.0	7
Howard	2-2	53	7-12	.583	0-0	---	0-0	---	5	5	10	3	6-0	1	1	0	14	7.0	8
Pendergraph	2-0	30	4-5	.800	0-0	---	3-4	.750	2	4	6	0	4-0	0	0	1	11	5.5	11
Cunningham	2-0	18	2-7	.286	0-0	---	4-4	1.000	2	5	7	1	2-0	1	0	1	8	4.0	6
Webster	2-2	56	3-16	.188	0-3	.000	2-2	1.000	3	4	7	1	3-0	1	0	1	8	4.0	6
BLAZERS	2	480	71-159	.447	9-26	.346	40-51	.784	25	47	72	39	33-0	12	16	5	191	95.5	98

# Portland Trailblazers



## DATE PHI OPP

12/20/70	A	W	134	132*
2/20/71	A	W	118	105
2/23/71	H	W	119	113
3/3/71	N	W	120	104
11/27/71	H	W	116	93
12/17/71	A	L	126	127
1/21/72	N	W	136	122
2/11/72	A	L	106	110
11/25/72	H	L	106	117
1/5/73	A	L	102	135
2/9/73	A	L	105	116
2/25/73	H	W	115	111
10/24/73	H	W	132	110
12/22/73	A	L	105	110
2/26/74	A	W	118	110
3/20/74	H	L	106	113
11/8/74	H	W	105	89
1/24/75	A	L	97	119
2/25/75	A	L	77	99
3/12/75	H	W	91	88
11/21/75	H	W	131	111
12/16/75	A	W	105	98
2/11/76	H	W	118	106
2/24/76	A	W	106	102
11/5/76	A	L	104	146
12/11/76	H	W	108	107
3/1/77	A	L	107	108
3/27/77	H	W	128	116
10/28/77	A	L	94	98
12/7/77	H	W	122	100
2/28/78	A	L	92	113
3/26/78	H	W	116	100
1/14/79	H	W	112	106
1/28/79	A	L	94	116
2/27/79	A	L	115	118
1/16/80	H	W	121	110
2/26/80	A	W	98	96
11/28/80	H	W	116	103
12/30/80	A	L	108	109
1/1/82	A	W	120	105
1/20/82	H	W	115	110
11/23/82	H	L	103	106
2/4/83	A	L	109	115
1/1/84	A	W	115	103
2/24/84	H	L	114	119
11/30/84	H	W	126	116
1/1/85	A	W	111	106
1/1/86	A	W	121	119*
2/19/86	H	W	153	133
11/9/86	A	W	125	119
11/28/86	H	W	116	112
12/9/87	H	W	94	86
1/1/88	A	L	125	127
11/30/88	H	W	114	106
3/3/89	A	L	121	129
2/18/90	A	W	110	109
3/9/90	H	L	100	104
2/12/91	A	L	106	121
3/1/91	H	W	121	111
12/6/91	H	W	105	102*
1/5/92	A	L	102	115
12/26/92	A	L	115	121*
4/2/93	H	L	91	96
2/18/94	A	L	93	109
4/1/94	H	L	100	111
12/26/94	A	W	101	94
3/31/95	H	W	86	85
2/3/96	H	L	85	96
3/25/96	A	L	71	94
2/22/97	H	W	97	80
3/2/97	A	L	95	112
12/30/97	A	L	86	96
1/23/98	H	W	98	87
3/21/99	A	L	75	91
11/19/99	H	L	91	97
12/30/99	A	L	90	108
12/8/00	A	W	107	94
1/10/01	H	L	75	93
1/5/02	A	L	88	96
2/25/02	H	L	83	88
3/6/03	A	W	88	60
3/14/03	H	W	90	79
11/3/03	A	W	94	83
4/1/04	H	L	82	88

## DATE PHI OPP

12/27/04	A	W	111	104
1/10/05	H	L	100	109
11/29/05	H	W	107	83
12/28/05	A	L	91	95
12/11/06	H	L	79	81
12/29/06	A	W	98	95
11/16/07	H	W	92	88
12/30/07	A	L	72	97
1/14/09	H	W	100	79
3/23/09	A	W	114	108*
12/20/09	A	W	104	93
1/20/10	H	L	90	98

\* overtime

\*\*double-overtime



# Sacramento Kings



## GENERAL INFORMATION



Paul Westphal

Franchise Timeline (Established) .....Rochester Royals (1948-49); Cincinnati Royals (1957-58)  
 .....K.C./Omaha Royals (1972-73); Kansas City Kings (1975-76);  
 .....Sacramento Kings (1985-86)  
 Address .....One Sports Parkway; Sacramento, CA 95834  
 Ownership .....Maloff Sports & Entertainment  
 President, Basketball Operations .....Geoff Petrie  
 Head Coach .....Paul Westphal  
 Assistant Coaches .....Jim Eyen, Mario Elie, Truck Robinson, Bryan Gates,  
 Pete Carril, Otis Hughley  
 Athletic Trainer .....Pete Youngman  
 Media Relations .....Troy Hanson, Darrin May, Darryl Arata, Devin Blankenship, Chris Clark  
 Home Court .....ARCO Arena (17,317)

## BROADCAST INFORMATION

Radio .....KHTK (1140 AM): Gary Gerould  
 Television .....News10 (ABC, Channel 10): Grant Napear, Jerry Reynolds  
 Cable Television .....Comcast SportsNet: Grant Napear, Jerry Reynolds, Jim Gray, Bill Walton

## ALL-TIME SERIES INFORMATION

### SIXERS

Largest Margin of Victory: 37, 11/16/60  
 Most Pts. Scored: 147, 3/19/71  
 Fewest Pts. Scored: 63, 12/10/49

### KINGS

Largest Margin of Victory: 56, 1/2/93 Most  
 Pts. Scored: 154, 1/2/93  
 Fewest Pts. Scored: 63, 1/14/51

## SIXERS 2009-10 SEASON SERIES STATISTICS VS. KINGS

PLAYER	G-GS	MIN	FG-A	PCT	3FG-A	PCT	FTA	PCT	OFF	DEF	TOT	AST	PF	DP	STL	TO	BLK	PTS	AVG	HI
Williams	2-2	74	13-30	.433	4-8	.500	3-4	.750	1	5	6	7	4-0	4	0	1	33	16.5	22	
Iverson	2-2	67	12-28	.429	2-3	.667	11-14	.786	1	4	5	9	6-0	3	4	0	37	18.5	20	
Iguodala	2-2	80	11-23	.478	2-4	.500	7-8	.875	4	13	17	16	4-0	4	3	3	31	15.5	19	
Young	2-2	60	13-27	.481	0-2	.000	5-8	.625	3	8	11	2	3-0	2	3	2	31	15.5	20	
Brand	2-0	58	11-18	.611	0-0	---	6-8	.750	3	6	9	3	9-0	4	3	2	28	14.0	14	
Dalembert	2-2	47	7-8	.875	0-0	---	5-6	.833	5	14	19	0	7-0	1	3	4	19	9.5	17	
Carney	2-0	22	5-7	.714	4-6	.667	0-0	---	1	3	4	0	1-0	1	0	1	14	7.0	14	
Speights	2-0	30	4-9	.444	0-1	.000	4-4	1.000	0	4	4	2	3-0	1	3	3	12	6.0	8	
Green	1-0	5	1-4	.250	1-2	.500	0-0	---	0	0	0	0	0-0	1	0	0	3	3.0	3	
Holiday	2-0	16	2-6	.333	0-1	.000	2-4	.500	0	2	2	3	5-0	1	1	0	6	3.0	6	
Ivey	1-0	12	0-2	.000	0-1	.000	0-0	---	0	0	0	1	1-0	0	0	0	0	0.0	0	
Kapono	1-0	6	0-0	---	0-0	---	0-0	---	0	0	0	0	0-0	0	0	0	0	0.0	0	
Smith	1-0	4	0-0	---	0-0	---	0-0	---	0	0	0	1	0-0	1	3	0	0	0.0	0	
76ERS	2	480	79-162	.488	13-28	.464	43-56	.768	18	59	77	44	43-0	23	24	16	214	107.0	116	

## KINGS 2009-10 SEASON SERIES STATISTICS VS. SIXERS

PLAYER	G-GS	MIN	FG-A	PCT	3FG-A	PCT	FTA	PCT	OFF	DEF	TOT	AST	PF	DP	STL	TO	BLK	PTS	AVG	HI
Martin	1-1	34	4-10	.400	2-4	.500	9-9	1.000	1	2	3	2	3-0	1	3	1	19	19.0	19	
Thompson	2-2	72	14-27	.519	0-0	---	6-7	.857	7	20	27	9	5-0	1	4	5	34	17.0	19	
Rodriguez	1-0	24	6-11	.545	0-1	.000	3-4	.750	1	0	1	5	2-0	2	0	0	15	15.0	15	
Evans	1-1	36	3-13	.231	0-1	.000	8-8	1.000	0	2	2	4	3-0	3	3	0	14	14.0	14	
Casspi	2-2	69	10-20	.500	3-7	.429	4-6	.667	1	14	15	5	3-0	0	2	0	27	13.5	21	
Hawes	2-2	63	9-21	.429	1-3	.333	3-6	.500	3	9	12	7	8-0	0	3	3	22	11.0	14	
Greene	2-1	32	7-17	.412	1-5	.200	6-6	1.000	3	3	6	3	2-0	0	5	1	21	10.5	21	
Udrih	2-1	61	7-18	.389	3-6	.500	1-2	.500	1	3	4	3	3-0	1	4	1	18	9.0	9	
Nocioni	2-0	27	3-10	.300	1-4	.250	3-4	.750	0	0	0	1	3-0	0	1	0	10	5.0	8	
Brockman	2-0	26	2-5	.400	0-0	---	1-2	.500	6	2	8	1	5-0	2	2	0	5	2.5	5	
Udoka	2-0	30	2-6	.333	1-1	1.000	0-0	---	1	2	3	3	6-0	0	4	0	5	2.5	3	
Thomas	1-0	8	1-1	1.000	0-0	---	0-0	---	0	0	0	0	0-0	0	0	0	2	2.0	2	
KINGS	2	480	68-159	.428	12-32	.375	44-54	.815	24	57	81	43	43-0	10	34	11	192	96.0	106	

# Sacramento Kings



DATE	PHI	OPP	DATE	PHI	OPP	DATE	PHI	OPP	DATE	PHI	OPP								
12/10/49	A	L	63	69	12/1/60	A	W	137	126	10/25/69	H	L	98	109	4/2/00	A	L	95	117
12/6/50	H	W	76	72	12/13/60	N	W	107	105	11/30/69	A	L	107	115	12/30/00	A	W	107	104*
12/7/50	H	W	69	76	12/27/60	A	L	124	129	12/6/69	H	W	120	102	3/16/01	H	L	79	100
12/16/50	A	W	79	75*	1/2/61	N	L	125	126	12/10/69	A	L	121	122	12/4/01	A	L	84	94
1/14/51	H	W	92	63	1/4/61	H	L	126	134	1/18/70	H	W	141	116	3/13/02	H	L	88	92
1/18/51	H	L	87	96	1/27/61	A	W	138	126	2/22/70	A	L	116	136	3/3/03	A	L	99	107
1/27/51	A	L	83	85	2/5/61	H	W	129	115	10/17/70	A	W	123	105	4/6/03	H	L	81	97
3/8/51	A	L	86	107	10/29/61	A	L	132	139	11/27/70	H	L	109	113	10/31/03	A	L	89	100
12/2/51	H	L	79	81	11/14/61	N	L	115	119	12/5/70	A	W	131	106	3/4/04	H	L	105	114
12/8/51	A	W	95	75	11/23/61	N	W	117	99	2/6/71	A	W	118	109	2/26/05	H	L	99	101
2/14/52	H	L	76	78	11/24/61	H	L	125	127	2/28/71	H	W	131	121	3/28/05	A	L	109	118
2/16/52	A	L	84	92	11/29/61	A	W	136	122	3/19/71	H	W	147	127	12/27/06	A	W	111	98
3/1/52	A	L	83	98	12/13/61	H	L	126	136	11/3/71	A	L	100	124	12/4/06	H	W	109	103
3/2/52	H	W	76	72	1/1/62	A	W	110	106	12/8/71	A	W	115	109	12/27/06	A	L	76	101
11/27/52	H	W	86	79	1/28/62	A	L	131	139	12/10/71	H	L	106	113*	2/26/07	H	W	89	82
12/29/52	A	L	93	106	3/1/62	H	W	137	108	1/26/72	H	W	113	102	12/14/07	H	L	99	109
1/15/53	H	W	109	85	11/3/62	H	W	130	111	11/3/72	H	L	101	114	12/28/07	A	W	92	80
1/24/53	A	W	107	82	11/14/62	A	L	120	125	11/8/72	A	L	107	125	11/3/08	H	W	125	91
2/5/53	H	W	83	79*	11/30/62	A	L	117	130	12/6/72	H	W	122	117	3/22/09	A	W	112	100
2/21/53	A	L	73	84	12/19/62	A	L	120	129	1/15/73	A	L	108	135	12/28/09	A	W	116	106
11/8/53	H	W	85	66	1/5/63	N	W	136	117	11/20/73	A	W	109	103	1/15/10	H	W	98	86
11/24/53	A	W	89	80	1/8/63	N	W	119	116	11/21/73	A	W	103	90					
12/12/53	A	L	85	90	1/9/63	H	L	112	116	12/7/73	H	L	102	113					
12/31/53	H	W	86	81	2/2/63	N	W	117	113	2/15/74	H	W	92	89					
1/16/54	A	W	95	93***	2/3/63	H	L	115	125	12/4/74	H	W	109	105					
1/17/54	H	W	84	81	2/13/63	N	L	122	124	1/3/75	A	W	107	95					
2/13/54	A	L	78	81	2/20/63	H	W	128	109	1/10/75	H	W	102	94					
2/28/54	H	L	85	91	3/13/63	A	L	114	128	2/3/75	A	L	87	100					
11/20/54	A	W	80	79	11/3/63	N	L	93	95	11/19/75	H	W	113	103					
12/2/54	H	W	82	78	11/28/63	H	L	110	125	12/6/75	A	W	98	84					
12/8/54	A	L	78	105	12/8/63	A	W	126	116	2/17/76	A	L	107	125					
12/28/54	N	W	84	82	1/3/64	H	W	132	110	4/9/76	H	W	112	108					
1/16/55	H	W	90	85	1/7/64	N	L	110	130	11/28/76	A	L	89	101					
2/6/55	A	W	94	88	1/8/64	N	L	110	126	1/1/77	A	W	117	115					
2/13/55	H	W	88	87	1/24/64	H	W	134	111	1/4/77	H	W	111	106					
2/24/55	H	W	97	83	2/7/64	A	L	114	126	4/1/77	H	W	111	105*					
3/9/55	A	L	97	100	2/16/64	A	L	97	114	10/25/77	H	W	112	104					
11/6/55	A	L	80	83	2/28/64	N	L	132	134	1/18/78	A	W	126	106					
12/25/55	H	W	111	96	2/29/64	H	L	114	117	3/17/78	H	W	123	112					
12/26/55	A	L	91	93	3/12/64	A	L	111	128	3/22/78	A	L	108	120					
12/27/55	N	L	80	91	10/25/64	A	L	107	109	12/6/78	A	W	114	106					
1/14/56	A	L	93	102	11/7/64	H	W	105	103	12/13/78	H	W	120	100					
1/15/56	H	W	99	88	11/27/64	A	L	112	133	2/14/79	H	L	106	108					
2/1/56	A	L	77	83	12/26/64	H	L	125	135	2/16/79	A	L	104	119					
2/2/56	H	W	97	89	1/8/65	N	L	107	114	11/7/79	H	W	110	102					
2/12/56	H	W	101	74	1/31/65	H	W	127											



# San Antonio Spurs



## GENERAL INFORMATION

Franchise Timeline (Established) ..... San Antonio Spurs (1976-77)  
 Address ..... One AT&T Center, San Antonio, TX 78219  
 Chairman & CEO ..... Peter M. Holt  
 President of Spurs Basketball/Head Coach ..... Gregg Popovich  
 President of Sports Franchises/General Manager ..... R.C. Buford  
 Vice President/Assistant General Manager ..... Dennis Lindsey  
 Assistant Coaches ..... Mike Budenholzer, Don Newman, Brett Brown, Chip Engelland, Chad Forcier  
 Head Athletic Trainer ..... Will Sevensen  
 Media Services ..... Tom James, Cliff Puchalski, Kris Davis  
 Home Court ..... AT&T Center (18,797)

## BROADCAST INFORMATION

Radio ..... WOA1 (1200 AM): Bill Schoening  
 Spanish Radio ..... KCOR (1350 AM): Paul Castro  
 Television ..... KENS (Channel 5)/KMYS (Channel 35), FOX Sports Net (Channel 26): Bill Land, Sean Elliott, Andrew Monaco

## ALL-TIME SERIES INFORMATION

### SIXERS

Largest Margin of Victory: 33, 1/7/81  
 Most Pts. Scored: 135, 2x last 3/24/89  
 Fewest Pts. Scored: 72, 12/1/04

### SPURS

Largest Margin of Victory: 32, 12/1/04  
 Most Pts. Scored: 131, 4/6/77  
 Fewest Pts. Scored: 77, 1/3/04

## SIXERS 2009-10 SEASON SERIES STATISTICS VS. SPURS

PLAYER	G-GS	MIN	FG-A	PCT	3FG-A	PCT	FTA	PCT	OFF	DEF	TOT	AST	PF	PD-Q	STL	TO	BLK	PTS	AVG	HI	
Iguodala	2-2	84	14-30	.467	2-7	.286	11-13	.846	2	15	17	15	5	4	0-0	1	1	2	20	20.0	20
Williams	1-0	25	7-11	.636	1-3	.333	5-5	1.000	0	5	5	4	0-0	1	1	2	20	20.0	20	20	
Brand	1-1	34	9-14	.643	0-0	---	0-1	.000	2	5	7	3	4-0	1	2	2	18	18.0	18	18	
Green	2-1	38	6-17	.353	0-3	.000	5-5	1.000	0	1	1	3	4-0	2	3	3	17	17.0	17	17	
Young	2-1	71	11-20	.550	2-4	.500	4-4	1.000	2	5	7	3	2-0	2	3	0	28	14.0	16	16	
Dalembert	2-2	55	10-17	.588	0-0	---	2-2	1.000	7	14	21	2	9-0	1	3	4	22	11.0	14	14	
Holiday	2-2	63	9-21	.429	0-3	.000	1-2	.500	4	3	7	5	3-0	2	5	0	19	9.5	13	13	
Kapono	1-0	26	3-6	.500	2-2	1.000	0-0	---	0	2	2	1	0-0	1	1	1	8	8.0	8	8	
Speights	1-0	15	4-8	.500	0-0	---	0-0	---	0	0	0	0	2-0	0	1	0	8	8.0	8	8	
Meeks	1-0	1	0-2	.000	0-1	.000	0-0	---	0	0	0	0	0-0	0	0	0	0	0.0	0	0	
Iverson	1-1	23	1-8	.125	0-0	---	5-6	.833	1	7	8	4	1-0	0	0	0	7	7.0	7	7	
Carney	2-0	24	2-11	.182	0-4	.000	1-2	.500	0	1	1	2	0-0	0	0	0	5	2.5	5	5	
Brezec	1-0	6	1-2	.500	0-0	---	0-0	---	0	0	0	0	2-0	0	0	0	2	2.0	2	2	
Elson	2-0	7	1-2	.500	0-0	---	0-0	---	0	1	1	0	0-0	0	0	0	2	1.0	2	2	
Ivey	1-0	7	0-2	.000	0-0	---	0-0	---	1	1	2	0	0-0	1	0	0	0	0.0	0	0	
Smith	1-0	8	0-2	.000	0-0	---	0-0	---	2	0	2	1	2-0	0	0	0	0	0.0	0	0	
76ERS	2	480	77-171	.450	7-27	.259	34-40	.850	21	59	80	43	34-0	20	25	17	195	97.5	106	106	

## SPURS 2009-10 SEASON SERIES STATISTICS VS. SIXERS

PLAYER	G-GS	MIN	FG-A	PCT	3FG-A	PCT	FTA	PCT	OFF	DEF	TOT	AST	PF	PD-Q	STL	TO	BLK	PTS	AVG	HI
Duncan	2-2	64	12-24	.500	0-0	---	8-10	.800	6	9	15	7	3-0	1	3	3	32	16.0	22	22
Ginobili	2-0	47	12-25	.480	4-8	.500	4-4	1.000	0	5	5	6	1-0	3	5	1	32	16.0	24	24
Blair	2-0	33	10-15	.667	0-0	---	3-5	.600	9	5	14	1	6-0	2	5	3	23	11.5	12	12
Finley	1-0	27	4-10	.400	3-5	.600	0-0	---	0	5	5	1	1-0	1	2	0	11	11.0	11	11
Hill	2-1	58	7-15	.467	2-3	.667	3-4	.750	0	3	3	6	7-0	0	2	0	19	9.5	18	18
Bonner	2-1	34	7-11	.636	4-8	.500	0-0	---	1	6	7	1	1-0	0	0	0	18	9.0	16	16
Parker	2-2	64	7-18	.389	0-2	.000	4-4	1.000	1	2	3	13	5-0	1	5	1	18	9.0	16	16
Jefferson	2-1	53	6-17	.353	1-3	.333	2-2	1.000	1	6	7	4	5-0	1	2	0	15	7.5	8	8
Mason	1-0	17	1-4	.250	0-3	.000	3-3	1.000	0	2	2	0	1-0	0	0	0	5	5.0	5	5
McDyess	2-1	38	4-10	.400	0-0	---	1-1	1.000	5	4	9	1	3-0	2	2	0	9	4.5	9	9
Bogans	2-2	40	2-12	.167	1-7	.143	0-0	---	2	5	7	3	4-0	0	1	0	5	2.5	3	3
Hairston	1-0	3	1-1	1.000	0-0	---	0-0	---	0	1	1	0	0-0	0	0	0	2	2.0	2	2
Mahinmi	1-0	2	0-0	---	0-0	---	2-2	1.000	0	2	2	0	0-0	0	1	0	2	2.0	2	2
SPURS	2	480	73-162	.451	15-39	.385	30-35	.857	25	55	80	43	37-0	11	30	8	191	95.5	97	97

DATE	PHI	OPP	DATE	PHI	OPP	DATE	PHI	OPP	DATE	PHI	OPP									
10/22/76	H	L	118	121	12/28/76	A	L	116	127	3/25/77	H	W	113	110						
4/6/77	A	L	109	131	11/29/77	A	W	129	117	12/9/77	H	W	120	116						
2/17/78	H	W	125	116	4/2/78	A	L	107	111	11/1/78	H	W	116	115						
11/29/78	A	W	120	114*	12/30/78	H	L	94	100	3/20/79	A	W	124	120						
11/16/79	H	L	105	106	11/20/79	A	W	118	114	12/5/79	H	W	132	120						
12/27/79	A	W	118	114	3/9/80	A	W	134	118	3/19/80	H	L	99	105						
11/22/80	A	W	108	101	1/7/81	H	W	135	102	12/2/81	H	L	101	106						
1/26/82	A	L	95	103	12/26/82	A	W	124	122	4/6/83	H	L	109	112						
11/23/83	A	W	113	105	12/21/83	H	W	122	121	12/19/84	H	W	123	118						
3/4/85	A	L	103	109	11/8/85	H	L	95	107	1/6/86	A	W	108	102						
11/7/86	H	W	114	97	2/26/87	A	L	94	96	12/16/87	H	W	114	102						
2/24/88	A	L	121	123*	1/5/89	A	L	104	119	3/24/89	H	W	135	122						
11/17/89	H	W	108	101	1/3/90	A	L	94	103	1/7/91	H	L	102	111*						
3/5/91	A	L	99	104	2/21/92	A	L	90	100	3/23/92	H	W	105	92						
12/2/92	H	L	82	98	2/18/93	A	L	98	103	12/4/93	H	L	82	90						
1/4/94	A	L	84	107	3/10/95	H	L	94	100	3/16/95	A	L	86	112						
1/21/96	H	L	88	118	3/2/96	A	L	101	115	12/4/96	A	L	103	113						
2/5/97	H	W	113	97	2/28/98	A	L	88	100	3/27/98	H	L	85	110						
2/12/99	H	L	94	98	11/2/99	A	L	76	89	11/22/99	H	L	91	94						
11/25/00	A	L	76	96	1/13/01	H	W	100	83	12/7/01	A	L	76	86						
1/11/02	H	W	101	84	11/14/02	H	W	99	94	12/6/02	A	L	93	98						
11/14/03	H	W	100	96	1/3/04	A	W	83	77	11/18/04	H	L	80	88						
12/1/04	A	L	72	105	12/3/05	A	L	91	100	2/15/06	H	W	103	100*						
12/16/06	A	L	98	103	1/21/07	H	L	85	99	1/14/08	A	L	82	89						
3/15/08	H	W	103	96	1/3/09	A	L	106	108	1/16/09	H	W	109	87						
11/29/09	A	L	89	97	2/19/10	H	W	106	94											

\* overtime  
 \*\*double-overtime



Gregg Popovich

### 2010-11 SCHEDULE

11/13/10 @ SA  
 2/11/11 @ PHI

### ALL-TIME SERIES RESULTS

Overall: 33-44  
 Home: 22-17  
 Away: 11-27

### PLAYOFFS

Overall: 3-4  
 Home: 2-1  
 Away: 1-3



# Toronto Raptors



## GENERAL INFORMATION

Franchise Timeline (Established) ..... Toronto Raptors (founded 1995-96)  
 Address ..... 50 Bay Street, Suite 500; Toronto, Ontario, M5J 2L2  
 Chairman of the Board and NBA Governor ..... Lawrence M. Tanenbaum  
 President and General Manager ..... Bryan Colangelo  
 Head Coach ..... Jay Triano  
 Assistant Coaches ..... P.J. Carlesimo, Alex English, Micah Nori, Scott Roth  
 Assistant Coach/Player Development ..... Eric Hughes/Alvin Williams  
 Assistant Coach/Strength & Conditioning ..... Francesco Cuzzolin  
 Head Athletic Trainer ..... Scott McCullough  
 Media Relations ..... Jim LaBumbard, Roven Yau, Philip Summers  
 Home Court ..... Air Canada Centre (19,800)



Jay Triano

## BROADCAST INFORMATION

Radio ..... The FAN (590 AM); Paul Jones, Eric Smith  
 Television ..... TSN, TSN2, Sportsnet and Sportsnet One;  
 ..... Matt Devlin, Leo Rautins, Jack Armstrong

## ALL-TIME SERIES INFORMATION

### SIXERS

Largest Margin of Victory: 29, 4/19/98  
 Most Pts. Scored: 123, 4/3/10  
 Fewest Pts. Scored: 70, 3/31/02

### RAPTORS

Largest Margin of Victory: 22, 4/2/97  
 Most Pts. Scored: 128, 2x last 4/3/10  
 Fewest Pts. Scored: 72, 3/31/02

## 2010-11 SCHEDULE

11/17/10 @ PHI  
 11/24/10 @ TOR  
 1/26/11 @ TOR  
 4/8/11 @ PHI

## ALL-TIME SERIES RESULTS

Overall: 28-29  
 Home: 15-14  
 Away: 13-15

## PLAYOFFS

Overall: 4-3  
 Home: 3-1  
 Away: 1-2

# Toronto Raptors



DATE	PHI	OPP	DATE	PHI	OPP	DATE	PHI	OPP
12/1/95	A	L	102	105				
3/12/96	H	W	118	110				
3/27/96	H	W	103	94				
4/21/96	A	W	109	105*				
11/13/96	A	L	98	110				
1/29/97	H	W	101	99				
3/18/97	A	L	105	117				
4/2/97	H	L	90	112				
12/10/97	H	L	97	104				
1/26/98	A	L	87	91				
4/5/98	H	W	116	104				
4/19/98	A	W	107	78				
4/4/99	A	L	82	97				
4/14/99	H	W	96	78				
5/1/99	H	W	103	96				
11/14/99	A	W	93	90				
12/15/99	H	W	93	91				
3/22/00	H	W	106	93				
11/1/00	H	W	104	98				
1/21/01	H	L	106	110*				
1/30/01	A	L	89	96				
4/3/01	A	L	85	100				
11/25/01	A	L	88	107				
2/4/02	H	L	93	100				
3/3/02	A	W	96	84				
3/31/02	H	L	70	72				
11/22/02	H	W	90	80				
11/24/02	A	W	94	84				
3/23/03	A	W	112	95				
11/19/03	A	W	81	75				
12/2/03	H	L	88	95				
1/28/04	A	L	84	94				
2/3/04	H	L	80	93				
3/25/05	H	W	106	96				
2/11/05	A	W	106	91				
3/13/05	A	L	110	128				
3/25/05	H	W	103	101				
11/15/05	H	W	104	92				
11/16/05	A	W	121	115				
12/18/05	A	W	107	80				
3/14/06	H	L	97	111				
11/8/06	A	L	104	106				
1/15/07	H	L	86	104				
4/6/07	H	L	85	94				
4/18/07	A	W	122	119				
10/31/07	A	L	97	106				
11/9/07	H	L	103	105				
1/9/08	A	L	96	109				
1/19/08	H	W	99	95				
10/29/08	H	L	84	95				
11/12/08	A	W	106	96				
3/11/09	H	W	115	106				
4/12/09	A	L	104	111				
1/8/10	H	L	106	108				
2/10/10	A	L	93	104				
3/7/10	A	W	114	101				
4/3/10	H	L	123	128*				

\* overtime  
 \*\*double-overtime

## SIXERS 2009-10 SEASON SERIES STATISTICS VS. RAPTORS

PLAYER	G-GS	MIN	FG-A	PCT	3FG-A	PCT	FT-A	PCT	OFF	DEF	TOT	AST	PF	DPQ	STL	TO	BLK	PTS	AVG	HI
Iverson	1-1	34	7-13	.538	1-2	.500	7-7	1.000	0	2	2	4	3-0	1	0	0	22	22.0	22	
Young	3-2	116	28-54	.519	3-9	.333	6-8	.750	9	11	20	3	7-0	7	6	0	65	21.7	32	
Iguodala	4-4	180	22-49	.449	6-17	.353	24-30	.800	5	28	33	35	9-0	12	12	5	74	18.5	33	
Williams	4-2	125	27-45	.600	5-13	.385	14-14	1.000	1	12	13	14	10-0	1	10	0	73	18.3	26	
Holiday	4-3	114	22-32	.688	6-9	.667	5-5	1.000	2	10	12	19	6-0	6	9	3	55	13.8	25	
Brand	3-3	81	15-32	.469	0-0	---	5-6	.833	5	10	15	3	11-0	2	8	1	35	11.7	12	
Dalembert	4-3	107	13-22	.591	0-0	---	5-6	.833	7	24	31	4	12-1	4	5	7	31	7.8	10	
Green	4-1	92	10-33	.303	1-11	.091	10-11	.909	1	6	7	8	5-0	3	4	1	31	7.8	13	
Smith	3-0	43	8-15	.533	1-2	.500	1-2	.500	2	6	8	1	11-1	3	4	3	18	6.0	7	
Speights	4-0	31	7-14	.500	0-0	---	5-7	.714	2	5	7	1	7-0	2	2	0	19	4.8	8	
Carney	2-0	10	2-4	.500	2-2	1.000	0-0	---	1	0	1	0	3-0	1	1	0	6	3.0	3	
Ivey	1-0	15	1-3	.333	0-2	.000	0-0	---	1	0	1	1	1-0	0	0	0	2	2.0	2	
Kapono	3-1	38	1-10	.100	1-6	.167	2-2	1.000	1	1	2	3	3-0	3	1	1	5	1.7	5	
Elson	1-0	9	0-0	---	0-0	---	0-0	---	0	1	1	1	1-0	0	0	0	0	0.0	0	
Meeks	1-0	16	0-2	.000	0-1	.000	0-0	---	0	2	2	2	2-0	0	0	0	0	0.0	0	
76ERS	4	985	163-326	.500	26-73	.356	84-98	.857	37	115	152	96	88-2	45	66	21	436	109.0	123	

## RAPTORS 2009-10 SEASON SERIES STATISTICS VS. SIXERS

PLAYER	G-GS	MIN	FG-A	PCT	3FG-A	PCT	FT-A	PCT	OFF	DEF	TOT	AST	PF	DPQ	STL	TO	BLK	PTS	AVG	HI
Bosh	4-4	156	32-58	.552	0-0	---	28-35	.800	13	32	45	17	8-0	2	14	0	92	23.0	29	
Bargnani	4-4	160	27-58	.466	7-18	.389	12-14	.857	6	17	23	6	7-0	2	8	8	73	18.3	23	
Jack	4-3	117	19-39	.487	5-10	.500	6-11	.545	0	7	7	26	10-0	6	6	1	49	12.3	20	
Weems	4-3	100	22-35	.629	1-1	1.000	1-1	1.000	1	13	14	4	9-0	2	5	1	46	11.5	18	
Calderon	4-1	100	16-34	.471	5-14	.357	5-5	1.000	0	5	5	24	14-0	4	5	1	42	10.5	16	
Turkoglu	2-1	67	7-16	.438	3-10	.300	3-4	.750	1	5	6	5	4-0	3	5	1	20	10.0	11	
DeRozan	4-3	79	13-26	.500	0-0	---	9-13	.692	6	9	15	2	3-0	4	3	0	35	8.8	14	
Wright	4-1	94	11-27	.407	3-10	.300	3-6	.500	4	7	11	5	10-0	3	5	2	28	7.0	15	
Belinelli	3-0	43	6-14	.429	2-5	.400	5-6	.833	0	3	3	7	5-0	2	4	0	19	6.3	11	
Johnson	4-0	44	9-11	.818	0-0	---	5-5	1.000	4	12	16	0	3-0	3	5	3	23	5.8	10	
Evans	3-0	24	6-9	.667	0-0	---	2-5	.400	3	7	10	1	0-0	2	2	1	14	4.7	10	
Dorsey (TOT)	1-0	18	2-2	1.000	0-0	---	0-0	---	3	4	7	1	3-0	1	2	0	4	4.0	4	
RAPTORS	4	985	168-327	.514	26-68	.382	79-105	.752	38	117	155	97	73-0	33	67	18	441	110.3	128	





# Utah Jazz



## GENERAL INFORMATION

Franchise Timeline (Established) ..... New Orleans Jazz (1974-75); Utah Jazz (1979-80)  
 Address ..... 301 W. South Temple; Salt Lake City, UT 84101  
 Owner ..... Gail Miller  
 President ..... Randy Rigby  
 Executive Vice President of Basketball Operations/General Manager ..... Kevin O'Connor  
 Head Coach ..... Jerry Sloan  
 Assistant Coaches ..... Phil Johnson, Tyrone Corbin, Scott Layden  
 Assistant Coach/Player Development ..... Mark McKown  
 Head Athletic Trainer .....  
 Communications ..... Linda Luchetti, Jonathan Rinehart, Derek Garduño, Hannah Lee  
 Home Court ..... EnergySolutions Arena (19,911)

## BROADCAST INFORMATION

Radio ..... The Fan (KFNZ 1320 AM); David Locke  
 Television ..... KJZZ-TV (Channel 14); Craig Bolerjack, Ron Boone  
 Cable Television ..... Fox Sports Net Utah; Craig Bolerjack, Ron Boone

## ALL-TIME SERIES INFORMATION

### SIXERS

Largest Margin of Victory: 25, 2/5/90  
 Most Pts. Scored: 132, 2/19/82  
 Fewest Pts. Scored: 69, 12/28/02

### JAZZ

Largest Margin of Victory: 29, 12/28/02  
 Most Pts. Scored: 126, 3/19/75  
 Fewest Pts. Scored: 76, 1/16/77



Jerry Sloan

### 2010-11 SCHEDULE

1/22/11 @ PHI  
 3/14/11 @ UTA

### ALL-TIME SERIES RESULTS

Overall: 38-43  
 Home: 24-17  
 Away: 14-26

## SIXERS 2009-10 SEASON SERIES STATISTICS VS. JAZZ

PLAYER	G-GS	MIN	FG-A	PCT	3FG-A	PCT	FT-A	PCT	OFF	DEF	TOT	AST	PF-DQ	STL	TO	BLK	PTS	AVG	HI
Young	2-2	64	16-25	.640	2-4	.500	3-5	.600	3	2	5	1	2-0	3	3	0	37	18.5	20
Iguodala	2-2	69	10-29	.345	1-5	.200	6-12	.500	4	11	15	13	1-0	1	3	4	27	13.5	16
Brand	2-1	52	7-15	.467	0-0	---	7-8	.875	3	2	5	0	6-0	3	2	0	21	10.5	11
Williams	2-2	57	6-19	.316	0-6	.000	5-7	.714	1	3	4	6	3-0	4	6	0	17	8.5	10
Green	2-1	51	4-13	.308	1-1	1.000	3-4	.750	1	6	7	6	5-0	1	1	0	12	6.0	7
Ivey	2-0	22	4-7	.571	3-4	.750	1-1	1.000	0	1	1	1	2-0	1	0	1	12	6.0	6
Kapono	2-0	26	5-9	.556	2-5	.400	0-0	---	1	1	2	0	2-0	0	0	0	12	6.0	12
Holiday	2-0	24	2-9	.222	1-4	.250	5-5	1.000	0	3	3	2	2-0	0	2	0	10	5.0	10
Smith	2-0	23	2-8	.250	1-5	.200	1-2	.500	2	2	4	0	5-0	0	3	0	6	3.0	6
Carney	2-0	14	2-4	.500	0-2	.000	0-0	---	0	1	1	1	2-0	0	1	0	4	2.0	4
Dalembert	2-2	38	2-2	1.000	0-0	---	0-0	---	2	13	15	1	10-0	0	3	1	4	2.0	4
Speights	2-0	41	1-11	.091	0-0	---	2-2	1.000	3	7	10	0	6-0	2	7	2	4	2.0	4
76ERS	2	480	61-151	.404	11-36	.306	33-46	.717	20	52	72	31	46-0	15	32	8	166	83.0	90

## JAZZ 2009-10 SEASON SERIES STATISTICS VS. SIXERS

PLAYER	G-GS	MIN	FG-A	PCT	3FG-A	PCT	FT-A	PCT	OFF	DEF	TOT	AST	PF-DQ	STL	TO	BLK	PTS	AVG	HI
Williams	1-1	36	10-14	.714	4-4	1.000	3-6	.500	0	5	5	8	5-0	1	4	0	27	27.0	27
Boozer	2-2	71	18-28	.643	0-0	---	7-9	.778	3	20	23	7	5-0	5	6	2	43	21.5	24
Matthews	2-1	73	11-20	.550	4-6	.667	6-8	.750	4	7	11	5	5-0	4	7	1	32	16.0	16
Okur	2-2	57	11-22	.500	1-3	.333	8-9	.889	3	9	12	4	6-0	2	5	2	31	15.5	16
Maynor	1-1	36	6-14	.429	1-2	.500	0-0	---	1	3	4	11	3-0	1	2	0	13	13.0	13
Kirilenko	2-0	56	6-11	.545	1-2	.500	6-8	.750	2	5	7	7	2-0	2	1	1	19	9.5	13
Brewer	2-2	62	8-15	.533	0-2	.000	2-2	1.000	0	8	8	8	2-0	2	2	0	18	9.0	14
Millsap	2-0	57	6-16	.375	0-1	.000	6-8	.750	5	13	18	4	4-0	0	0	5	18	9.0	15
Korver	1-0	3	1-2	.500	1-1	1.000	0-0	---	0	1	1	0	0-0	0	0	0	3	3.0	3
Miles	1-1	11	1-6	.167	0-1	.000	0-0	---	0	0	0	0	2-0	0	0	0	2	2.0	2
Koufos	2-0	4	0-1	.000	0-0	---	2-2	1.000	1	0	1	0	0-0	0	0	0	2	1.0	2
Price	1-0	12	0-2	.000	0-0	---	1-2	.500	0	1	1	2	1-0	1	3	0	1	1.0	1
Fesenko	2-0	3	0-0	---	0-0	---	0-0	---	0	2	2	0	0-0	0	1	0	0	0.0	0
JAZZ	2	480	78-151	.517	12-22	.545	41-54	.759	19	74	93	56	35-0	18	33	11	209	104.5	112

# Utah Jazz



DATE	PHI	OPP	DATE	PHI	OPP	DATE	PHI	OPP	DATE	PHI	OPP
10/18/74	H	W	112	99							
10/24/74	A	W	102	89							
2/18/75	A	L	85	103							
3/19/75	H	L	115	126							
11/30/75	A	W	113	96							
12/3/75	H	W	102	94							
1/14/76	H	W	100	95							
3/28/76	A	L	107	110							
4/7/76	H	W	102	99							
10/28/76	A	W	111	101							
11/19/76	H	W	100	95							
1/16/77	H	W	97	76							
4/5/77	A	W	119	109							
10/22/77	H	L	103	104*							
11/30/77	A	W	117	114							
2/8/78	H	W	117	104							
4/4/78	A	L	119	120							
10/21/78	H	W	130	111							
11/28/78	A	L	103	107							
1/10/79	H	W	123	112							
1/12/79	A	L	89	100							
1/28/80	A	L	101	107							
2/13/80	H	W	107	85							
11/29/80	H	W	113	93							
2/27/81	A	W	87	83							
1/2/82	A	W	109	107							
2/19/82	H	W	132	117							
11/27/82	H	W	126	113							
1/29/83	A	W	126	109							
2/29/84	A	W	103	97							
3/11/84	H	W	120	97							
12/28/84	A	W	114	111							
2/24/85	H	W	117	108							
12/20/85	H	W	112	105							
1/29/86	A	L	86	107							
12/22/86	H	L	111	114							
1/2/87	A	W	104	99							
11/30/87	A	W	106	100							
1/6/88	H	W	116	93							
12/17/88	H	W	119	107							
12/30/88	A	L	95	102							
2/5/90	H	W	114	89							
2/19/90	A	L	102	115							
1/4/91	A	L	99	102							
3/3/91	H	L	92	95							
12/18/91	H	L	105	107							
3/25/92	A	L	94	100							
12/18/92	H	L	98	112							
12/30/92	A	L	110	119							
11/19/93	H	W	124	115							
2/21/94	A	L	92	119							
12/20/94	H	L	88	91							
1/7/95	A	L	90	111							
12/20/95	H	W	108	104							
3/20/96	A	L	84	107							
12/28/96	A	L	84	110							
1/13/97	H	L	96	97*							
1/6/98	A	L	95	98*							
3/20/98	H	L	79	91							
3/17/00	H	W	99	97							
3/29/00	A	L	84	98							
12/20/00	H	L	89	91							
12/26/00	A	W	97	91							
12/29/01	A	L	81	89							
2/14/02	H	L	91	98							
12/28/02	A	L	69	98							
2/28/03	H	W	104	83							
12/14/03	H	L	86	94							
12/29/03	A	L	97	106							
12/20/04	H	L	101	103							
1/5/05	A	W	106	99							
12/31/05	A	L	102	108							
1/11/06	H	L	102	110							
1/3/07	A	L	87	98							
3/16/07	H	W	89	88							
11/28/07	H	L	95	106							
1/2/08	A	L	107	110							
11/11/08	H	L	80	93							
12/29/08	A	L	95	112							
11/13/09	H	L	90	112							
12/26/09	A	L	76	97							

\* overtime  
 \*\*double-overtime

Opponents



# Washinton Wizards



## GENERAL INFORMATION

Franchise Timeline (Established) ..... Chicago Packers (1961-62); Chicago Zephyrs (1962-63)  
 ..... Capital Bullets (1963-64); Washington Bullets (1974-75)  
 ..... Washington Wizards (1997-98)  
 Address ..... 601 F Street NW; Washington, D.C. 20004  
 Owners ..... Ted Leonsis  
 President ..... Ernie Grunfeld  
 Head Coach ..... Flip Saunders  
 Assistant Coaches ..... Randy Wittman, Don Zierden, Sam Cassell, Wes Unseld Jr.  
 Assistant Coach/Advance Scout ..... Mike Wells  
 Assistant Coach/Statistical Analysis ..... Ryan Saunders  
 Assistant Coach/Player Development ..... Gene Banks  
 Head Athletic Trainer ..... Eric Waters  
 Public Relations ..... Scott Hall, Brian Sereno, Daren Jenkins, Ketsia Colimon  
 Home Court ..... Verizon Center (20,173)

## BROADCAST INFORMATION

Radio ..... 106.7 The Fan: Dave Johnson, Glenn Consor  
 Television ..... Comcast SportsNet: Steve Buckhantz, Phil Chenier, Chris Miller

## ALL-TIME SERIES INFORMATION

**SIXERS**  
 Largest Margin of Victory 39, 11/12/76  
 Most Points Scored 149, 2x last 2/24/67  
 Fewest Points Scored 75, 2/9/74

**WIZARDS**  
 Largest Margin of Victory 33, 2/9/74  
 Most Points Scored 143, 3/14/65  
 Fewest Points Scored 73, 11/16/99



Flip Saunders

## 2010-11 SCHEDULE

11/2/10 @ WAS  
 11/23/10 @ WAS  
 1/5/11 @ PHI  
 2/23/11 @ PHI

## ALL-TIME SERIES RESULTS

Overall: 166-104  
 Home: 86-33  
 Away: 66-67  
 Neutral: 14-4

## PLAYOFFS

Overall: 13-11  
 Home: 8-4  
 Away: 5-7

# Washinton Wizards



DATE	PHI	OPP	DATE	PHI	OPP	DATE	PHI	OPP	DATE	PHI	OPP			
10/21/61	H	W	123	103	3/21/71	H	W	120	108	4/10/87	A	W	108	102
12/2/61	H	W	132	118	11/13/71	A	L	105	111	1/20/88	H	L	98	110
12/2/62	A	W	127	102	12/25/71	H	L	114	117	1/24/88	A	L	99	131
1/6/62	H	W	120	102	2/19/72	H	L	105	121	1/25/88	A	L	117	118*
1/18/62	N	W	118	111	2/21/72	A	L	101	102	3/13/88	H	W	104	96
1/27/62	A	W	107	102	12/12/72	A	L	102	123	3/19/88	A	W	94	89
2/6/62	N	W	127	123	1/19/73	N	L	94	110	4/13/88	H	W	98	97*
2/15/62	A	L	121	126	1/21/73	A	L	97	108	11/22/88	A	W	130	103
2/16/62	N	W	132	106	2/28/73	H	W	102	96	12/25/88	H	W	125	110
2/17/62	N	W	136	127	3/17/73	H	L	115	120	1/21/89	A	L	105	107
10/26/62	H	W	130	112	3/18/73	A	L	118	129	2/1/89	H	W	114	110*
11/18/62	N	W	110	107	10/28/73	A	L	99	119	3/18/89	A	L	114	123
11/29/62	A	W	112	85	11/3/73	H	L	84	112	4/23/89	H	W	115	106
12/7/62	N	W	149	129	2/9/74	A	L	75	108	11/24/89	H	W	121	108
1/6/63	H	W	114	102	2/10/74	H	W	95	94	12/1/89	A	L	90	107
1/23/63	A	L	94	104	3/6/74	H	W	112	99	12/20/89	H	W	118	111
2/14/63	H	W	136	117	3/12/74	A	L	101	112	1/13/90	A	W	120	101
2/19/63	N	W	118	110	12/21/74	A	L	101	117	1/27/90	H	W	125	101
2/21/63	A	L	91	108	1/17/75	H	L	92	103	3/24/90	A	W	114	112*
3/12/63	A	W	130	106	3/8/75	H	L	92	113	11/16/90	H	W	115	102*
10/30/63	A	W	111	108	3/9/75	A	W	113	100	12/26/90	A	W	106	105*
11/9/63	A	L	100	116	11/15/75	H	W	110	109**	2/6/91	H	W	108	100
11/26/63	H	W	115	113	1/3/76	A	L	104	119	3/23/91	A	L	99	102
1/4/64	A	W	123	113	1/17/76	A	L	103	105	4/12/91	H	L	85	95
1/21/64	N	L	121	124	3/2/76	A	L	111	128	11/5/91	A	W	107	106
1/22/64	A	L	116	124	4/2/76	H	W	96	94	1/18/92	A	W	105	101
1/26/64	H	L	120	131	11/12/76	H	W	143	104	1/20/92	H	W	99	91
2/12/64	A	L	115	121	11/13/76	A	W	114	109	2/29/92	A	W	101	92
2/19/64	H	W	130	122	4/9/77	H	W	125	93	4/18/92	H	W	111	104
3/14/64	N	W	128	122	4/10/77	A	L	121	131	1/8/93	A	W	119	117
10/22/64	H	L	135	138*	11/12/77	A	L	98	116	1/29/93	H	W	92	86
11/11/64	A	W	123	114	12/30/77	H	W	126	119	3/17/93	H	L	89	94
12/5/64	N	W	125	108	4/8/78	H	W	131	114	4/7/93	A	W	98	90
12/8/64	N	W	102	97	4/9/78	A	L	113	123	11/5/93	H	W	94	82
12/16/64	A	L	120	140	10/18/78	H	L	111	121	11/12/93	A	L	93	105
1/14/65	H	L	126	138	11/10/78	A	W	123	122	2/4/94	H	L	95	102
2/21/65	A	W	107	106	2/11/79	H	W	107	99	3/1/94	H	L	103	109
2/22/65	N	W	122	112	3/27/79	A	W	100	97	3/13/94	A	W	114	97
3/14/65	A	L	126	143	10/12/79	A	W	93	92	11/9/94	H	W	98	97
3/21/65	H	W	127	105	11/28/79	H	W	120	102	1/20/95	A	L	98	102
10/16/65	A	W	133	101	12/25/79	A	W	95	92	2/1/95	H	W	98	89
11/19/65	H	L	124	134	1/1/80	H	W	119	106	2/28/95	A	W	106	102
11/20/65	A	L	112	117	3/12/80	H	W	105	98	4/23/95	A	L	90	106
11/30/65	N	L	108	129	3/20/80	A	L	113	119*	11/3/95	H	W	105	103
12/8/65	A	L	127	129	10/11/80	A	W	126	120**	11/15/95	A	L	95	127
1/6/66	N	W	133	127	10/18/80	H	W	117	101	1/10/96	H	L	93	98
1/18/66	H	W	128	117	12/12/80	H	W	95	79	3/30/96	A	L	105	107
2/23/66	A	L	115	119	1/23/81	A	W	128	116	11/22/96	A	L	76	88
2/26/66	N	W	114	98	2/13/81	H	L	102	104	3/4/97	H	L	106	107
3/20/66	A	W	108	104	2/19/81	A	L	108	129	3/9/97	A	W	99	93
10/22/66	A	W	141	112	11/3/81	A	W	112	99	4/14/97	H	L	110	131
10/25/66	H	W	130	110	1/6/82	H	W	126	112	11/19/97	H	W	97	86
11/25/66	A	W	129	115	1/12/82	A	W	95	92	3/8/98	A	L	91	100
12/3/66	A	W	137	120	2/3/82	H	W	122	96	3/11/98	H	W	88	86
1/6/67	H	W	121	115*	3/17/82	H	W	102	93	4/1/98	A	W	112	91
2/11/67	A	L	133	139	4/16/82	A	W	100	96	3/1/99	A	W	104	91
2/24/67	N	W	149	118	11/14/82	H	W	102	93	3/7/99	H	L	95	103*
3/18/67	H	W	135	119	12/18/82	A	L	97	100	4/11/99	A	L	98	105
3/19/67	A	W	132	129	1/7/83	A	W	106	89	11/16/99	A	W	95	73
11/1/67	H	W	136	111	3/12/83	A	W	95	86	11/24/99	H	L	93	101
12/2/67	H	W	130	121	3/13/83	H	W	97	93	3/2/00	A	W	87	84
12/9/67	A	W	123	109	4/13/83	H	L	76	95	4/12/00	H	W	93	84
12/25/67	A	W	108	105	10/28/83	H	W	117	114	11/29/00	H	W	93	87
1/12/68	H	W	133	116	12/3/83	A	L	98	103	12/13/00	A	W	102	82
2/3/68	A	W	133	121	1/11/84	H	W	121	99	1/12/01	A	W	86	82
3/15/68	H	W	122	115	1/21/84	A	L	90	94	3/2/01	H	W	107	102
3/20/68	A	W	137	119	3/22/84	A	W	106	101	11/3/01	A	L	76	90
10/19/68	A	W	124	121	3/28/84	H	W	109	103	11/28/01	H	L	87	94
11/22/68	H	W	121	110	11/20/84	H	L	105	120	1/22/02	A	W	91	84
12/26/68	H	W	125	120	11/27/84	A	W	93	89	4/10/02	A	L	77	90
1/4/69	A	L	112	117	1/13/85	A	W	115	104	4/12/02	H	W	100	91
1/31/69	H	L	105	108	2/6/85	H	W	116	111	11/17/02	H	W	100	84
3/22/69	A	W	116	108	3/27/85	H	W	115	97	11/30/02	A	W	95	94
10/29/69	A	W	129	105	4/13/85	A	L	106	118	1/18/03	A	W	88	80
11/5/69	H	L	130	139	11/16/85	A	L	97	118	4/16/03	H	W	107	87
12/25/69	A	L	113	121	12/4/85	H	W	115	110*	11/11/03	A	W	112	105
1/23/70	H	W	133	118	2/21/86	H	W	97	87	1/10/04	A	L	87	94
1/24/70	A	L	111	112	3/21/86	H	W	112	105	2/11/04	H	W	113	88
3/1/70	H	W	104	99	3/24/86	A	L	93	100	4/9/04	H	L	80	83
3/18/70	A	W	119	113	4/13/86	A	L	97	98	11/26/04	H	W	116	114*
10/30/70	H	L	110	123	12/25/86	H	L	97	102	1/26/05	A	L	107	117
11/11/70	A	W	119	107	1/10/87	A	L	111	117	4/9/05	A	W	112	106
11/30/70	H	W	104	98	1/31/87	A	L	105	106	1/16/06	A	L	76	104
2/14/71	N	L	103	112	3/6/87	H	W	123	113	2/12/06	A	L	97	107
3/20/71	A	L	112	124	4/13/87	H	W	113	105	3/3/06	H	W	119	113

Opponents

\* overtime  
 \*\* double-overtime  
 \*\*\* triple-overtime

## SIXERS 2009-10 SEASON SERIES STATISTICS VS. WIZARDS

PLAYER	G-GS	MIN	FG-A	PCT	3FG-A	PCT	FT-A	PCT	OFF	DEF	TOT	AST	PF-DQ	STL	TO	BLK	PTS	AVG	HI
Williams	3-2	104	22-38	.579	8-15	.533	5-6	.833	1	9	10	11	9-0	3	8	1	57	19.0	26
Dalembert	3-3	78	18-31	.581	0-0	---	9-10	.900	11	24	35	5	6-0	2	3	6	45	15.0	20
Iguodala	3-																		





# Opponents




## FRANCHISE RECORDS VS. EACH OPPONENT

### Active Franchises

★ HOME ★	★ ROAD ★	★ NEUT ★	★ OVR ★	
W-L	W-L	W-L	W-L	
vs. Atlanta Hawks	103-53	58-102	19-14	180-169
vs. Boston Celtics	115-77	49-138	12-22	176-237
vs. Charlotte Bobcats	8-3	2-9	0-0	10-12
vs. Chicago Bulls	62-31	46-52	4-2	112-85
vs. Cleveland Cavaliers	54-34	38-49	0-2	92-85
vs. Dallas Mavericks	16-13	16-13	0-0	32-26
vs. Denver Nuggets	25-11	15-20	0-0	40-31
vs. Detroit Pistons	109-41	70-83	22-16	201-140
vs. Golden State Warriors	89-44	51-74	21-20	161-138
vs. Houston Rockets	37-22	24-37	3-3	64-62
vs. Indiana Pacers	47-26	41-32	0-0	88-58
vs. Los Angeles Clippers	41-14	23-32	1-2	63-48
vs. Los Angeles Lakers	75-42	38-78	15-16	128-136
vs. Memphis Grizzlies	10-4	10-5	0-0	20-9
vs. Miami Heat	31-13	19-25	0-0	50-38
vs. Milwaukee Bucks	47-41	41-45	2-2	90-88
vs. Minnesota Timberwolves	11-9	7-13	0-0	18-22
vs. New Jersey Nets	53-27	41-39	0-0	94-66
vs. New Orleans Hornets	18-18	11-26	0-0	29-44
vs. New York Knickerbockers	134-59	86-111	16-12	236-182
vs. Oklahoma City Thunder	32-23	28-30	4-1	64-54
vs. Orlando Magic	17-14	9-32	0-0	26-56
vs. Phoenix Suns	30-20	16-38	2-2	48-60
vs. Portland Trail Blazers	29-15	20-29	3-0	52-44
vs. Sacramento Kings	84-37	54-69	17-14	155-120
vs. San Antonio Spurs	22-17	11-27	0-0	33-44
vs. Toronto Raptors	15-14	13-15	0-0	28-29
vs. Utah Jazz	24-17	14-26	0-0	38-43
vs. Washington Wizards	86-33	66-67	14-4	166-104

### Defunct Franchises

★ HOME ★	★ ROAD ★	★ NEUT ★	★ OVR ★	
W-L	W-L	W-L	W-L	
Anderson Duffey Packers (1946-49)	3-1	1-2	0-0	4-3
Baltimore Bullets (1947-54)	17-1	9-9	2-1	28-11
Chicago Stags (1946-49)	2-0	0-0	0-0	2-0
Denver Nuggets (1948-49)	3-0	1-1	2-0	6-1
Indianapolis Olympians (1949-52)	11-2	4-8	2-0	17-10
St. Louis Bombers (1946-49)	1-0	0-1	0-0	1-1
Sheboygan Redskins (1938-49)	3-0	3-1	0-0	6-1
Washington Capitols (1946-50)	2-0	1-1	0-0	3-1
Waterloo Hawks (1948-49)	4-0	2-1	0-0	6-1



# History



# History



## HISTORICAL LOOK AT THE SIXERS

1940



**Nov. 14, 1946:** Danny Biasone (pictured to the left), the owner and founder of the Syracuse Nationals, sent a check for \$5,000 to the offices of the National Basketball League (NBL), thus creating the Syracuse Nationals franchise. Benny Borgmann was hired to coach the team. In the first professional game in Syracuse, N.Y., the Nationals defeated the Bears of Youngstown, Ohio, 67-64.

**Nov. 3, 1949:** The Nationals defeated Denver on Nov. 3, 1949, in the first NBA game in Syracuse, N.Y. The Nationals joined the NBA in 1949 when six teams from the Midwest-based National Basketball League joined the Basketball Association of America to form the 17-team

National Basketball Association. The Nats posted a 51-13 record in their first season in the NBA under the direction of head coach Al Cervi.

**Nov. 24, 1949:** The Nationals defeated the Anderson Packers, 125-123, in five overtimes at Syracuse, N.Y. The game stands as the longest game in franchise history and the second longest game in NBA history.

1950

**April 23, 1950:** The Nationals lost to a George Mikan-led Minneapolis Lakers in Game 6 of the NBA Finals.



**April 12, 1954:** The Nationals, again returning to the finals, lost Game 7, and the series to the Minneapolis Lakers.

**1954-55:** Marked the first season the 24-second shot clock was implemented in the NBA. Nationals owner Danny Biasone and general manager Leo Ferris conceived the shot clock concept.

**April 10, 1955:** The Nationals defeated the Fort Wayne Pistons, 92-91, in Game 7 of the NBA Finals, capturing the franchise's first NBA Championship. The Nationals overcame a 17-point deficit.

**Feb. 1, 1959:** Dolph Schayes recorded the first 50-point game in franchise history when he scored a career-high 50 points (18-34 FG, 14-17 FT) in a 139-137 overtime loss to the Boston Celtics.

1960

**Dec. 25, 1960:** Demolishing the New York Knicks 162-100, the Sixers achieve their largest margin of victory in franchise history.

**March 18, 1961:** The Nationals, in a series against their future home and future star, defeat the Philadelphia Warriors and Wilt Chamberlain 106-103, completing a three game sweep in the 1960-61 Division Semifinals. The Nats would go on to lose in the Division Finals to Boston, four games to one.

**Spring 1963:** Ike Richman and Irv Kosloff purchased the Syracuse Nationals from Danny Biasone. The franchise re-located from Syracuse, N.Y. to Philadelphia (May 22, 1963) The Nationals marked the return of professional basketball to Philadelphia after the Philadelphia Warriors franchise re-located to California at the conclusion of the 1961-62 season.

**Aug. 6, 1963:** The Nationals officially change their name to the Philadelphia 76ers. The name was chosen by Walter Stahlberg, of West Collingswood, N.J., who won a contest to name the club.



**March 29, 1964:** The Sixers finish their first season with a loss in the playoffs to Cincinnati. The season included many other firsts. Dolph Schayes was named to Sixers first coach and guard Hal Greer became the first Sixers All-Star.

**Jan. 15, 1965:** Halfway through the 1964-65 season the 76ers traded Paul Neumann, Connie Dierking, Lee Shaffer, and cash to the Warriors for Wilt Chamberlain. The trade was the start of something very good for Philadelphia's second NBA team. The 76ers finished the 1964-65 season at 40-40, good enough for third place in the division behind Cincinnati and Boston.



**March 1966:** Becoming the first Sixer to lead the NBA in scoring and rebounding, Wilt Chamberlain leads the Sixers to their first Eastern Division title.

**Nov. 5, 1966:** With a loss to Boston (105-87) the Sixers ended their longest win streak (spanning two seasons) in franchise history at 18 games.

**April 24, 1967:** After finishing the regular season with an astounding 68-13 record (a franchise record) and crushing Boston's hopes for a ninth straight title, the 76ers defeated San Francisco 125-122 in Game 6 of the NBA Finals, winning the franchise's second NBA Championship. During the NBA's 35th Anniversary in 1980, this team was voted the best in NBA history.

# History



## HISTORICAL LOOK AT THE SIXERS

1980

**Oct. 18, 1967:** Moving from the Philadelphia Civic Center, the Sixers play their first game in the Spectrum in front of 9,106 fans. The Sixers would finish the 1967-68 season with their third straight Eastern Division title.



**Dec. 16, 1967:** Wilt Chamberlain scores a franchise record, 68 points in a 143-123 win at Chicago.

**Feb. 2, 1968:** In a game against the Detroit Pistons, Wilt Chamberlain posts 22 pts., 25 rebs, and 21 asts, completing the only double triple-double in NBA history.

**July 9, 1968:** Wilt Chamberlain was traded to Los Angeles for Jerry Chambers, Archie Clark, and Darrall Imhoff.

1970

**May 1976:** Fitz Dixon purchased the 76ers from Irv Kosloff.



**Oct. 21, 1976:** Julius Erving was purchased from New York Nets. Erving went on to score 18,364 points and block a franchise record 1,293 shots in 11 seasons with the Sixers.

**Nov. 19, 1976:** Sixers retire Hal Greer's jersey No. 15. Greer played 15 seasons with the franchise, Greer scored a franchise record 21,586 points.

**Dec. 17, 1976:** Sixers retire Billy Cunningham's jersey No. 32. As a player, Cunningham played nine seasons with the Sixers and was named 1966 NBA Rookie of the Year and was a four-time All-NBA selection.

**June 5, 1977:** The Sixers fall to Portland, 109-107, in Game 6 of the 1977 NBA Finals. It marked the fifth NBA Finals appearance in franchise history.

**Oct. 19, 1977:** Coach Billy Cunningham coaches and wins his first game with the Sixers against Detroit (113-96). Cunningham went on to become the winningest coach in Sixers history (454-196, .698).

**May 16, 1980:** In the first season of the three-point line in the NBA, the Sixers captured the 1980 Eastern Conference Championship, but lost to the L.A. Lakers in the NBA Finals (4-2).

**July 1981:** Harold Katz buys the 76ers from Fitz Dixon.

**June 8, 1982:** After defeating the Celtics in Game 7 of the Eastern Conference Finals, the Sixers go on to play the Lakers in the NBA Finals, losing the series in six games.

**May 31, 1983:** Led by Julius Erving, Moses Malone, and Maurice Cheeks, the 76ers defeat the L.A. Lakers 115-108, capturing the NBA Championship. The Sixers culminated a 65-17 regular season and a 12-1 run through the playoffs, with a sweep of the Lakers in the NBA Finals.

**June 1984:** Drafted Charles Barkley as the fifth overall pick. Barkley played eight seasons in Philadelphia, scoring 14,184 points in 610 games before being traded to Phoenix (June 17, 1992) for Jeff Hornacek, Andrew Lang and Tim Perry.

**March 25, 1986:** Sixers retire the microphone of David Zinkoff, the Sixers public address announcer for 22 seasons (1963-85).

**Nov. 7, 1986:** Sixers retire Bobby Jones jersey No. 24. A member of the 1983 NBA Championship 76ers, Jones played eight of his 10 seasons in the NBA with the Sixers and was named to the NBA All-Defensive First Team in eight consecutive seasons (1977-84).

**April 18, 1988:** Sixers retire Julius Erving's jersey No. 6. Erving played with the Sixers from 1976-87.



History







# History



## HISTORICAL LOOK AT THE SIXERS


### 1990

**March 18, 1991:** Sixers retire Wilt Chamberlain's jersey No. 13. Chamberlain played with the Sixers from 1964-1968.

**Dec. 13, 1994:** The Sixers post the 2,000th franchise victory over the Miami Heat at the Spectrum.

**Feb. 6, 1995:** Sixers retire Maurice Cheeks' jersey No. 10. Cheeks played 15 seasons in the NBA, 11 with Philadelphia, and owns the franchise record for career assists (6,212).

**April 24, 1996:** Comcast-Spectacor purchased the 76ers from Harold Katz.



**June 1996:** With the first overall pick in the 1996 NBA Draft, the Sixers selected Allen Iverson. In his first season, Iverson set franchise records for rookies in points (1,787), assists (567), field goals (625) and 3-point field goals (155).

**Nov. 1, 1996:** The Sixers play their first game at the Wells Fargo Center, and fall to the Milwaukee Bucks, 111-103.



**Oct. 31, 1997:** The Sixers unveil their first major logo change since becoming the 76ers in 1963. The logo modernized the old red and blue logo by adding silver, gold, and black.

**April 17, 1998:** 21,305 fans set the franchise record for home game attendance at the Wachovia Center as the Sixers play the Chicago Bulls. The Bulls, led by a retiring Michael Jordan won the game 87-80.

### 2000

**March 30, 2001:** Sixers retire Charles Barkley's jersey No. 34. Barkley played with the Sixers from 1984-1992.



**June 6, 2001:** Once again, the Sixers and Lakers meet in the Finals, with L.A. as a heavy favorite. Philly shocked everyone by taking Game 1 in L.A. before losing the series in five. The Sixers became the first team to win four major awards in the same season (MVP: Allen Iverson, Sixth Man of the Year: Aaron McKie, Defensive Player of the Year: Dikembe Mutombo, Coach of the Year: Larry Brown).

**May 5, 2005:** Andre Iguodala becomes the ninth Sixers player to earn NBA All-Rookie First Team honors.

**May 18, 2005:** Allen Iverson is named to All-NBA First Team for the third time in his career, and it is the sixth time he has received All-NBA honors. Iverson won the league's scoring title for the fourth time, joining Wilt Chamberlain (7), Michael Jordan (10) and George Gervin (4) as the only players to accomplish that feat four or more times.

**Dec. 19, 2006:** Allen Iverson is traded to the Denver Nuggets along with Ivan McFarlin in exchange for Andre Miller, Joe Smith and two first round draft choices.

**Dec. 4, 2007:** Ed Stefanski is named President and General Manager, becoming the 11th GM in franchise history.

**July 9, 2008:** Sixers sign free agent and two-time All-Star Elton Brand.

**June 23, 2009:** Sixers announce brand relaunch with official logo change.

**May 21, 2010:** Doug Collins is named the 23rd head coach in franchise history.

**June 24, 2010:** Sixers select Ohio State's Evan Turner with the second overall pick in the 2010 NBA Draft.

**August 12, 2010:** Sixers name Rod Thorn the team's President and announce Ed Stefanski will retain role as General Manager.

# History



## OWNERSHIP & GENERAL MANAGERS

### OWNERSHIP TIMELINE

- April 24, 1996** Comcast-Spectacor purchased the 76ers from Harold Katz.
- July 1981** Harold Katz buys the 76ers from Fitz Dixon.
- May 1976** Fitz Dixon purchased the 76ers from Irv Kosloff.
- May 1963** Ike Richman and Irv Kosloff purchase the Syracuse Nationals from Danny Biasone. They move the team from Syracuse to Philadelphia and changed the name.
- 1946** Danny Biasone, who later invented the NBA's 24-second shot clock, founded the Syracuse Nationals as part of the NBL (National Basketball League). After three seasons in the NBL, the Nationals joined the NBA in 1949.



**Ed Snider**  
*Chairman,*  
*Comcast-Spectacor*



**Harold Katz**



**Fitz Dixon**



**Ike Richman**



**Danny Biasone**

### HISTORY OF 76ERS GENERAL MANAGERS

The 76ers didn't have a general manager after the team debuted in Philadelphia in May 1963. Attorney Ike Richman performed some of the duties of the job between 1963 and 1966, but it wasn't until Jack Ramsay was named to the position in 1966-67 that the team had a GM. Here is the complete listing of the franchise's general managers:

GENERAL MANAGER	TENURE
Leo Ferris	1949-63
Jack Ramsay	1966-67
Don DeJardin	1970-74
Pat Williams	1974-86
John Nash	1986-90
Gene Shue	1990-92
Jim Lynam	1992-94
John Lucas	1994-96
Brad Greenburg	1996-97
[No General Manager]	1997-98
Billy King	1998-2007
Ed Stefanski	2007-present



*Ed Stefanski, shown here signing free-agent Elton Brand, was named the Sixers President & General Manager on December 4, 2007*

### CLUB NICKNAME

The late Walter Stahlberg, of West Collingswood, N.J., won a contest to name the club in 1963. The choice of the club's nickname was announced on Aug. 6, 1963. There were almost 500 different suggestions among the entries and Stahlberg was one of several who picked the 76ers. However his accompanying 25-word explanation was deemed the best by the judges, and he and his wife received an all-expense trip to the West Coast to see the 76ers play San Francisco.





# History



## HEAD COACHES YEARLY BREAKDOWN

### ALL-TIME 76ERS HEAD COACHES

Coach	First Season	Last Season	No. of Seasons	Regular Season			Playoffs		
				W	L	PCT	W	L	PCT
Al Cervi <sup>1</sup>	1949-50	1956-57	8	294	201	.594	33	26	.559
Paul Seymour	1956-57	1959-60	4	155	124	.556	9	11	.450
Alex Hannum	1960-61	1962-63	3	127	112	.531	8	10	.444
Dolph Schayes	1963-64	1965-66	3	129	111	.538	9	12	.429
Alex Hannum	1966-67	1967-68	2	130	33	.798	18	10	.643
Jack Ramsay	1968-69	1971-72	4	174	154	.530	5	12	.294
Roy Rubin <sup>2</sup>	1972-73	1972-73	1	4	47	.078	—	—	—
Kevin Loughery	1972-73	1972-73	1	5	26	.161	—	—	—
Gene Shue <sup>3</sup>	1973-74	1977-78	5	157	177	.470	11	11	.500
Billy Cunningham	1977-78	1984-85	8	454	196	.698	66	39	.629
Matt Guokas <sup>4</sup>	1985-86	1987-88	3	119	88	.575	8	9	.471
Jim Lynam	1987-88	1991-92	5	194	173	.529	8	13	.381
Doug Moe <sup>5</sup>	1992-93	1992-93	1	19	37	.339	—	—	—
Fred Carter	1992-93	1993-94	2	32	76	.296	—	—	—
John Lucas	1994-95	1995-96	2	42	122	.256	—	—	—
Johnny Davis	1996-97	1996-97	1	22	60	.268	—	—	—
Larry Brown	1997-98	2002-03	6	255	205	.554	28	30	.483
Randy Ayers <sup>6</sup>	2003-04	2003-04	1	21	31	.404	—	—	—
Chris Ford	2003-04	2003-04	1	12	18	.400	—	—	—
Jim O'Brien	2004-05	2004-05	1	43	39	.524	1	4	.200
Maurice Cheeks <sup>7</sup>	2005-06	—	4	122	147	.454	2	4	.333
Tony DiLeo	2008-09	2008-09	1	32	27	.542	2	4	.333
Eddie Jordan	2009-10	2009-10	1	27	55	.329	—	—	—

<sup>1</sup>Cervi started 1956-57 with a 4-8 record before being replaced by Seymour.  
<sup>2</sup>Rubin started the 1972-73 season and had a 4-47 record before being replaced by Loughery.  
<sup>3</sup>Shue started 1977-78 with a 2-4 record before being replaced by Cunningham.  
<sup>4</sup>Guokas started 1987-88 with a 20-23 record before being replaced by Lynam.  
<sup>5</sup>Moe started 1992-93 with a 19-37 record before being replaced by Carter.  
<sup>6</sup>Ayers started 2003-04 with a 21-31 record before being replaced by Ford (interim).  
<sup>7</sup>Cheeks started 2008-09 with a 9-14 record before being replaced by DiLeo.

### COACHING LEADERS

BY GAMES		BY WINS		BY WINNING PERCENTAGE	
Coach	Games	Coach	Wins	Coach	Pct.
Billy Cunningham	650	Billy Cunningham	454	Billy Cunningham	.698
Al Cervi	495	Al Cervi	294	Alex Hannum	.639
Larry Brown	460	Alex Hannum	257	Al Cervi	.594
Alex Hannum	402	Larry Brown	255	Matt Guokas	.575
Gene Shue	367	Jim Lynam	194	Paul Seymour	.556
Jack Ramsay	334	Jack Ramsay	174	Larry Brown	.554
Paul Seymour	328	Gene Shue	157	Tony DiLeo	.542
Maurice Cheeks	279	Paul Seymour	155	Dolph Schayes	.538
Dolph Schayes	269	Dolph Schayes	129	Jack Ramsay	.530
	240	Maurice Cheeks	122	Jim Lynam	.529

### HEAD COACHES YEAR-BY-YEAR RESULTS

YEAR	HEAD COACH	REGULAR SEASON				PLAYOFFS		
		W	L	PCT.	FINISH	W	L	PCT.
1949-50	Al Cervi	51	13	.797	1st/Eastern	6	5	.545
1950-51	Al Cervi	32	34	.485	4th/Eastern	4	3	.571
1951-52	Al Cervi	40	26	.606	1st/Eastern	3	4	.429
1952-53	Al Cervi	47	24	.662	2nd/Eastern	0	2	.000
1953-54	Al Cervi	42	30	.583	T-2nd/Eastern	9	4	.692
1954-55	Al Cervi	43	29	.597	1st/Eastern	7	4	.636
1955-56	Al Cervi	35	37	.486	3rd/Eastern	4	4	.500
1956-57	Al Cervi	4	8	.333				
	Paul Seymour	34	26	.567	2nd/Eastern	2	3	.400

# History



## HEAD COACHES YEAR-BY-YEAR RESULTS

YEAR	HEAD COACH	REGULAR SEASON				PLAYOFFS		
		W	L	PCT.	FINISH	W	L	PCT.
1957-58	Paul Seymour	41	31	.569	2nd/Eastern	1	2	.333
1958-59	Paul Seymour	35	37	.486	3rd/Eastern	5	4	.556
1959-60	Paul Seymour	45	30	.600	3rd/Eastern	1	2	.333
1960-61	Alex Hannum	38	41	.481	3rd/Eastern	4	4	.500
1961-62	Alex Hannum	41	39	.513	3rd/Eastern	2	3	.400
1962-63	Alex Hannum	48	32	.600	2nd/Eastern	2	3	.400
1963-64	Dolph Schayes	34	46	.425	3rd/Eastern	2	3	.400
1964-65	Dolph Schayes	40	40	.500	3rd/Eastern	6	5	.545
1965-66	Dolph Schayes	55	25	.688	1st/Eastern	1	4	.200
1966-67	Alex Hannum	68	13	.840	1st/Eastern	11	4	.733
1967-68	Alex Hannum	62	20	.756	1st/Eastern	7	6	.538
1968-69	Jack Ramsay	55	27	.671	2nd/Eastern	1	4	.200
1969-70	Jack Ramsay	42	40	.512	4th/Eastern	1	4	.200
1970-71	Jack Ramsay	47	35	.573	2nd/Atlantic	3	4	.429
1971-72	Jack Ramsay	30	52	.366	3rd/Atlantic	—	—	—
1972-73	Roy Rubin	4	47	.078				
	Kevin Loughery	5	26	.161	4th/Atlantic	—	—	—
1973-74	Gene Shue	25	57	.305	4th/Atlantic	—	—	—
1974-75	Gene Shue	34	48	.415	4th/Atlantic	—	—	—
1975-76	Gene Shue	46	36	.561	T-2nd/Atlantic	1	2	.333
1976-77	Gene Shue	50	32	.610	1st/Atlantic	10	9	.526
1977-78	Gene Shue	2	4	.333				
	Billy Cunningham	53	23	.697	1st/Atlantic	6	4	.600
1978-79	Billy Cunningham	47	35	.573	2nd/Atlantic	5	4	.556
1979-80	Billy Cunningham	59	23	.720	2nd/Atlantic	12	6	.667
1980-81	Billy Cunningham	62	20	.756	T-1st/Atlantic	9	7	.563
1981-82	Billy Cunningham	58	24	.707	2nd/Atlantic	12	9	.571
1982-83	Billy Cunningham	65	17	.793	1st/Atlantic	12	1	.923
1983-84	Billy Cunningham	52	30	.634	2nd/Atlantic	2	3	.400
1984-85	Billy Cunningham	58	24	.707	2nd/Atlantic	8	5	.615
1985-86	Matt Guokas	54	28	.659	2nd/Atlantic	6	6	.500
1986-87	Matt Guokas	45	37	.549	2nd/Atlantic	2	3	.400
1987-88	Matt Guokas	20	23	.465				
	Jim Lynam	16	23	.410	4th/Atlantic	—	—	—
1988-89	Jim Lynam	46	36	.561	2nd/Atlantic	0	3	.000
1989-90	Jim Lynam	53	29	.646	1st/Atlantic	4	6	.400
1990-91	Jim Lynam	44	38	.537	2nd/Atlantic	4	4	.500
1991-92	Jim Lynam	35	47	.427	5th/Atlantic	—	—	—
1992-93	Doug Moe	19	37	.339				
	Fred Carter	7	19	.269	6th/Atlantic	—	—	—
1993-94	Fred Carter	25	57	.305	6th/Atlantic	—	—	—
1994-95	John Lucas	24	58	.293	6th/Atlantic	—	—	—
1995-96	John Lucas	18	64	.220	7th/Atlantic	—	—	—
1996-97	Johnny Davis	22	60	.268	6th/Atlantic	—	—	—
1997-98	Larry Brown	31	51	.378	7th/Atlantic	—	—	—
1998-99	Larry Brown	28	22	.560	3rd/Atlantic	3	5	.375
1999-00	Larry Brown	49	33	.598	3rd/Atlantic	5	5	.500
2000-01	Larry Brown	56	26	.683	1st/Atlantic	12	11	.522
2001-02	Larry Brown	43	39	.524	6th/Atlantic	2	3	.400
2002-03	Larry Brown	48	34	.585	4th/Atlantic	6	6	.500
2003-04	Randy Ayers	21	31	.404				
	Chris Ford	12	18	.400	5th/Atlantic	—	—	—
2004-05	Jim O'Brien	43	39	.524	2nd/Atlantic	1	4	.200
2005-06	Maurice Cheeks	38	44	.463	2nd/Atlantic	—	—	—
2006-07	Maurice Cheeks	35	47	.427	3rd/Atlantic	—	—	—
2007-08	Maurice Cheeks	40	42	.488	3rd/Atlantic	2	4	.333
2008-09	Maurice Cheeks	9	14	.391		—	—	—
	Tony DiLeo	32	27	.542	2nd Atlantic	2	4	.333
2009-10	Eddie Jordan	27	55	.329	4th Atlantic	—	—	—
<b>TOTALS</b>		<b>2569</b>	<b>2259</b>	<b>.532</b>		<b>208</b>	<b>195</b>	<b>.519</b>







# History



## PHILADELPHIA 76ERS UNIFORM HISTORY



1997-Present



1994-97



1991-94



1978-91



1977-78


**PRESENT:** On Sept. 23, 2009 the Sixers unveiled the latest re-design of their uniform which features the team's new primary "76ers basketball" logo with the red, white and blue color scheme. Trimmed in blue and red, the team will wear white uniforms with blue lettering and red numbers at home. On the road, the team will wear red uniforms, trimmed with blue and white, that feature white lettering and numbers. In the summer of 2010, the uniforms underwent some minor revisions, including blue piping added around the neck and shoulders among other aesthetic details.

**2007 - 2009:** Both the Sixers home and road jerseys underwent a bit of a facelift in the summer of 2007. Influenced by the secondary red road uniform, which was introduced the previous season, the home and road designs featured a refined red taping stretching from the jersey to the shorts. The material itself was also completely overhauled, as the new fabric was adidas clima-cool flatback mesh on the front with open-holed metallic stretchchair fabrication on the back and in key venting zones through the front of the shoulders.

**2007 - 2009:** During the 2006-07 season, the 76ers unveiled a new second road uniform with red as the predominant color accented by the team's other official colors of white, blue, black, silver and gold. Produced by adidas, the jerseys featured a new "PHILA" wordmark across the front in a design similar to the team's primary logo, as well as blue and white striping around the V-neck. The red shorts are adorned with the Sixers secondary logo above a blue accent on the side of the left leg.

**1999 - 2006:** Philadelphia added a new second road uniform during the 1999-00 season. The blue jersey sports a stylish new cut that's full of tradition from the great Sixers teams of the 1960's and 1970's. Trimmed in red and black, the jersey featured the "SIXERS" wordmark on the front with white numbers trimmed in red.

**1997 - 2007:** Prior to the 1997-98 season, the Sixers unveiled a completely new look including the first major logo change since becoming the Philadelphia 76ers in August of 1963. In keeping with the traditional red and blue, the logo was "modernized" by adding silver, gold and black. For the first time in franchise history, the Sixers wore black uniforms on the road. Trimmed in red and gold, the jersey that features the word "SIXERS" on the front with white numbers



Present Home Uniform

trimmed in red on the back. At home, a white jersey features black numbers trimmed in red.

**1994 - 97:** This uniform was actually a throwback to the classic Sixers look. Designed by Lucy Loeb, the front featured "SIXERS" in a more ornate block lettering. This garb was white with red and blue trim at home and red with white and blue trim on the road.

**1991 - 94:** The Sixers uniform was redesigned by Champion Products and was a departure from the classic Sixers uniform. The design featured multicolored stars against a royal blue field that curved up from shorts to the jersey. The background of the away uniform remained red.

**1978 - 91:** The NBA begins to regulate uniform changes more closely. A rule is installed by the league requiring teams to use an exclusive outfitter and alert the NBA one year in advance of a design change. This uniform becomes the Sixers' hallmark, with the numeral surrounded by stars on the shorts. The road color returned

# History



## PHILADELPHIA 76ERS UNIFORM HISTORY



1976-77



1971-76



1966-70 1965-66



to red. The uniforms were manufactured first by Wilson, then by Sand Knit. The 76ers played more games in this uniform (1,066) than any other in the history of the franchise.

**1977 - 78:** The lettering on the jersey was readjusted, with home uniforms lettered in blue and outlined in white and red, while away uniforms were royal blue with white lettering in red trim.


**1976-77:** Another one-shot uniform surfaced, this time with a theme. In honor of the Bicentennial, the team turned to the cursive lettering and trim numerals of the 1970-71 season. The new uniforms were designed by Pat Williams, Al Domenico, Billy Cunningham and Sonder Levitt Advertising.

**1971-76:** SonderLevitt Advertising designed a uniform that had a much longer lifespan than its predecessor. With the new art deco-like lettering, the uniforms retained the star-inset blue side stripe, a graphic element that remained a feature through the 70's. Away uniforms were royal blue with white side stripes and stars.

**1970-71:** With its red-in-blue and cursive lettering, the Sixers next official home uniform (the old red garb was retained for away games), did not please Sixers suppliers. Midseason trades meant impossible turn-around times for these custom-sewn, flowing script uniforms. In the middle of the season a switch is made and "Seventy Sixers", in script, replaces "PHILA" on the front of the uniform.

**1966-70:** The Sixers went to the straightforward look during their first championship run. Simple block letters with the traditional "PHILA" on the front replaced the star-spangled banner look. Road uniforms became red with blue lettering and white trim.

**1965-66:** A two-tone uniform with a high waistband and long, baggy trunks was introduced. The players considered it flashy and uncomfortable to play in and it was abandoned after one season.



1963-65

**1963-65:** The Sixers opened their run in Philadelphia with a Betsy Ross-inspired uniform (below). Adorned with a circle of stars on both the shorts and the back of the jersey surrounding the player's number, the stars quickly became a hallmark of the Sixers uniforms. The road uniform was dark blue with red lettering and numbers. Midway through the '64-65 season the style of the letters and numbers was changed.





# History



## UNIFORM NUMBERS (SINCE 1963-64)

<b>*0*</b>	
Orlando Woolridge	93-94
Alvin Jones	01-02
Amal McCaskill	03-04
<b>*00*</b>	
Eric Montross	97-98
Benoit Benjamin	97-99
<b>*1*</b>	
Wes Matthews	83-84
Scott Brooks	88-90
B.J. (Brandon Joe) Tyler	94-95
Tim Thomas	97-99
Samuel Dalembert	01-present
<b>*2*</b>	
Moses Malone	82-86, 93-94
<b>*3*</b>	
Fred Carter	71-77
Bernard Toone	79-80
Russ Schoene	82-83
Sedale Threatt	83-87
David Henderson	87-89
Tony Harris	90-91
Greg Grant	91-93
Dana Barros	93-95
Greg Grant	95-96
Allen Iverson	96-07; 09-10
<b>*4*</b>	
Dolph Schayes	63-64
Marlon Redmond	78-79
Clint Richardson	79-85
Cliff Robinson	86-89
Andre Turner	90-91
Sharonne Wright	94-96
Michael Cage	96-97
Rick Mahorn*	98-99
Pepe Sanchez	00-01
Keith Van Horn	02-03
Andre Iguodala*	04-05
Chris Webber	04-07
Kareem Rush	08-09
<b>*5*</b>	
Paul Neumann	63-65
Tom Van Arsdale	72-75
Corey Gaines*	94-95
Elmer Bennett	95-96
Scott Skiles	95-96
Kevin Ollie	99-00; 00-01
Vonteego Cummings	01-02
Monty Williams	02-03
Kedrick Brown	04-05
Michael Bradley*	05-06
<b>*6*</b>	
Perry Warbington	74-75
Julius Erving	76-87
<b>*7*</b>	
Toby Kimball	73-74
Mitchell Anderson	82-83
Lanard Copeland	90-91
Sean Green	93-94
Richard Dumas	95-96
Mark Davis	96-98
Toni Kukoc	99-01
Roshown McLeod	00-01
Ira Bowman*	01-02
John Salmons	02-06
Andre Miller	06-09
Primoz Brezec	09-10
<b>*8*</b>	
Marc Iavaroni	82-85
Michael Young	85-86
Pete Myers	88-89
Corey Gaines*	89-90
Marlo Elie	90-91
Alfonso Ford	94-95
Trevor Ruffin	95-96
Aaron McKie	97-05
Joe Smith	06-07
Donyell Marshall	08-09
Francisco Elson	09-10
<b>*9*</b>	
Lionel Hollins	79-82
Perry Moss	85-86
Willie Burton	94-95
Sean Higgins	95-96
Doug Overton*	96-97
Joe Smith	97-98
George Lynch	98-01
Derrick McKey	01-02
Mark Bryant	02-03
Kenny Thomas	02-05
Andre Iguodala*	05-present
<b>*10*</b>	
John Kerr	63-65
Don Smith	74-75
Mike Dunleavy	76-78
Maurice Cheeks	78-89
<b>*11*</b>	
Fred Crawford	70-71
Fred Boyd	72-76
Caldwell Jones	76-82
Leo Rautins	83-84
Voise Winters	85-86
Bob McAdoo	85-86
Jim Lampley	86-87
Jim Rowinski	88-89
Manute Bol	90-94
Kevin Pritchard	94-95
Vernon Maxwell	95-96; 00
Doug Overton*	97-99
Ira Bowman*	99-00
Raja Bell	01-02
Todd McCulloch*	02-04
Bobby Jones	06-07
Gordan Giricek	07-08
Jrue Holiday	09-present
<b>*12*</b>	
Bob Weiss	65-67
Jim Reid	67-68
John Green	67-69
Jim Washington	69-72
Ted McClain	77-78
George Johnson	84-85
Clarence Carter	85-86
Lloyd (World) Free*	86-87
Gerald Henderson	87-89
Johnny Dawkins	89-94
Anthony Parker	97-99
Bruce Bowen	99-00
Speedy Claxton	00-02
Kenny Satterfield	02-03
Kevin Ollie*	04-08
Royal Ivey	08-10
<b>*13*</b>	
Wilt Chamberlain	64-68
David Wohl	71-72
<b>*14*</b>	
Ben Warley	63-66
Matt Goukas	66-71
Dexter Shouse	

Larry Cannon	73-74
Henry Bibby	76-80
Franklin Edwards	81-84
Steve Colter	86-88
Dexter Shouse	89-90
Ricky Green	90-91
Jeff Hornacek	92-94
Jeff Grayer	94-95
Mark Hendrickson	96-97
Nazr Mohammed	98-01
Efthimos Rentzias	02-03
Corliss Williamson	04-05
Jason Smith	07-present
<b>*15*</b>	
Hal Greer	63-73
<b>*16*</b>	
George Wilson	68-70
Bailey Howell	70-71
Marresse Speights	08-09
<b>*17*</b>	
Albert King	87-88
Charles Shackelford	91-93
<b>*18*</b>	
Darrell Imhoff	68-70
Ollie Johnson	80-82
Derek Smith	88-90
<b>*20*</b>	
Dave Gambee	63-67
Ron Filipek	67-68
Craig Raymond	68-69
Fred Hetzel	69-70
Dennis Awtrye	70-73
Doug Collins	73-81
Leon Wood	84-86
Danny Vranes	86-88
Ron Anderson	88-93
Michael Curry	93-94
Greg Graham	93-96
Greg Sutton	95-96
Frank King	96-97
Marko Milic	97-98
Eric Snow	97-04
Louis Amundson	06-08
Jodie Meeks	09-10
<b>*21*</b>	
Larry Costello	63-65, 66-68
Archie Clark	68-71
Lloyd (World) Free*	75-78
Kenny Payne	89-93
Derrick Alston	94-96
Joe Courtney	96-97
Larry Hughes	98-00
Matt Harpring	01-02
Greg Buckner	02-04
Matt Barnes	05-06
Thaddeus Young	07-present
<b>*22*</b>	
Jerry Greenspan	63-65
Lee Shaffer	63-64
Larry Jones	64-65
Jesse Branson	65-66
Kevin Loughery	71-73
Larry Jones	73-74
Coniel Norman	74-76
Eric Money	78-80
Andrew Toney	80-88
Jim Farmer	90-91
Jim Jackson	97-98
Brian Shaw	97-98

<b>*23*</b>	
Hubie White	63-64
Steve Courtin	64-65
Bill Bridges	71-73
Joe Bryant	75-79
Charles Jones	83-84
Bruce Kuczewski	83-84
Terry Catledge	85-86
Roy Hinson	86-88
Bob Thornton	87-91
Mitchell Wiggins	91-92
Tim Perry	92-96
Rex Walters	95-98
Rodney Buford	00-01
Tim James	01-02
Josh Davis	04-05
Louis Williams	05-present
<b>*24*</b>	
Al Bianchi	63-66
Wally Jones	65-71, 75-76
Jerry Baskerville	75-76
Bobby Jones	78-86
<b>*25*</b>	
Chet Walker	63-69
Dave Scholz	69-70
Fred Foster	70-72
Luther Green	72-73
Leroy Ellis	72-76
Earl Cureton	80-83
Kenny Green	85-87
David Wingate	86-89
Tharon Mayes	91-92
Jeff Malone	93-96
Don MacLean	96-97
Tom Chambers	97-98
Jerald Honeycutt	98-99
Damone Brown	01-02
Marc Jackson	03-05
Rodney Carney	06-08; 09-present
<b>*26*</b>	
Connie Dierking	63-65, 70-71
Gerry Ward	65-66
Shaler Halimon	68-69
Cliff Anderson	70-71
Al Henry	70-72
Manny Leaks	72-73
Walt Wesley	74-75
John Tschogl	74-75
Kyle Korver	03-07
<b>*28*</b>	
Bill Melchionni	66-68
Bud Ogden	69-71
Rod Freeman	73-74
Andrew Lang	92-93
<b>*30*</b>	
George McGinnis	75-78
Al Skinner	78-80
Vincent Askew	87-88
Lewis Lloyd	89-90
Alaa Abdelnaby	94-95
Jaren Jackson	94-95
Trevor Wilson	95-96
Tony Massenburg	95-96
Lucious Harris	96-97
Casey Shaw	98-99
Billy Owens	99-00
Stevin Smith	06-07
Reggie Evans	07-present

<b>*31*</b>	
Mel Counts	72-73
John Q. Trapp	72-73
Mark McNamara	82-83
Steve Hayes	84-85
Mark McNamara	86-88
Shelton Jones	88-89
Jay Vincent	89-90
Brian Oliver	90-92
Glenn Robinson	03-04
Michael Bradley*	04-05
Zendon Hamilton*	05-06
Ivan McFarlin	06-07
<b>*32*</b>	
Billy Cunningham	65-72; 74-76
Charles Barkley*	91-92
<b>*33*</b>	
Ken Durrett	74-75
Jim Barnett	76-77
Reggie Johnson	82-83
Sam Williams	83-85
Paul Thompson	85-86
Hersey Hawkins	88-93
Darrin Hancock	98-99
Jumaine Jones	99-01
Willie Green	03-present
<b>*34*</b>	
John Block	72-73
Don May	72-74
Clyde Lee	74-76
Glenn Mosley	77-78
Jim Sparmarkel	79-80
Charles Barkley*	84-91
Terry Cummings	97-98
<b>*35*</b>	
Art Heyman	65-66
Dave Sorenson	72-73
Armon Gilliam	90-93
Clarence Weatherspoon	92-98
Art Long	02-03
Deng Gai	05-06
Herbert Hill	07-08
<b>*36*</b>	
Jake Jones	71-72
Mike Price	72-73
<b>*40*</b>	
Tim McCormick	86-88
Kurt Nimphius	89-90
Dave Hoppen	90-92
Bill Edwards	93-94
Jerome Harmon	94-95
Mike Brown	95-96
Tyrone Hill	98-01; 02-03
Corie Blount	01-02
<b>*41*</b>	
Greg Stokes	85-86
LaSalle Thompson	95-96
Kebu Stewart	97-98
Antonio Lang	99-00
Jabari Smith	01-02
<b>*42*</b>	
Jeff Halliburton	72-73
Luther Rackley	73-74
Harvey Catchings	74-79
Mike Banton	81-82
Mike Gminski	87-91
Jerry Stackhouse	95-97

<b>*42*</b>	
Zendon Hamilton*	03-04
Theo Ratliff*	97-01
Shavlik Randolph	05-08
Elton Brand	08-present
<b>*43*</b>	
Jeff Ruland	86-87, 91-92
Warren Kidd	93-94
<b>*44*</b>	
Allen Bristow	73-75
Ralph Simpson	78-79
Monti Davis	80-81
Chris Welp	87-89
Rick Mahorn*	89-91
Lloyd Daniels	94-95
Derrick Coleman	95-98, 01-04
Harvey Grant	98-99
Alan Henderson	06-07
<b>*45*</b>	
Bob Rule	71-73
Michael Ansley	91-92
Eddie Lee Wilkins	92-93
Eric Leckner	93-94
Adrian Caldwell	96-97
Steven Hunter	05-07
<b>*50*</b>	
Lenny Chappell	63-64
Steve Mix	73-82
Robert Reid	90-91
Issac Austin	93-94
Mark Bradtko	96-97
Will Cunningham	97-98
Todd McCulloch*	99-01
Sam Clancy	02-03
Theo Ratliff*	08-09
<b>*51*</b>	
Michael Ruffin	01-02
<b>*52*</b>	
Wilson Washington	77-78
Matt Geiger	98-01
Calvin Booth	07-08
<b>*53*</b>	
Darryl Dawkins	75-82
Stanley Roberts	99-00
<b>*54*</b>	
Luke Jackson	64-72
Dale Schleuter	72-73
Ben Coleman	87-89
Ed Pinckney	95-96
Brian Skinner	02-03; 04-05
Rodney Rogers	04-05
Lee Nallon	05-06
<b>*55*</b>	
Jayson Williams	90-92
Thomas Jordan	92-93
Scott Williams	94-99
Dikembe Mutombo	01-02
<b>*72*</b>	
Jason Kapono	09-present
<b>*76*</b>	
Shawn Bradley	93-96

\*Wore two Different Numbers







# History



## DRAFT HISTORY

1950		1953		1955	
Lou Arko	..Akron	Al Bailey	..Duquesne	Ed Conlin	..Fordham
Gerry Calabrese	..St. John's	Garrett Beshear	..Murray State	Mal Duffy	..St. Bonaventure
Stan Christie	..USC	Glen Dille	..Tulsa	Cliff Dwyer	..North Carolina State
Bob Healey	..Georgia	Joe Hughes	..Denver	Frank Ehmann	..Northwestern
Paul Hickey	..Denver	Bill Hull	..Utah State	Ed Galvin	..Loyola (La.)
Don Lofgran	..San Francisco	Bill Jenkins	..LeMoine	Stan Glowaski	..Seattle
Paul Merchant	..Oklahoma	Bill Kenville	..St. Bonaventure	Russ Lawler	..Stanford
Bob Savage	..Syracuse	Dick Knostman	..Kansas State	Jack Sallee	..Dayton
Make Suprunowicz	..Michigan	Andy McGowan	..Manhattan	Marly Satalino	..St. John's
Glenn Wilkes	..Mercer	Don McLane	..Indiana	Don Schlundt	..Georgetown
		James Neal	..Wofford	Ron Tomsic	..Stanford
		Warren Shockleford	..Tulsa		
1951		1954		1956	
Glen Anderson	..Colorado A&M	Mel Besdin	..Syracuse	Forest Able	..Western Kentucky
Bato Govedarica	..DePaul	Jack Davidson	..UCLA	Willie Bergines	..West Virginia
Paul Horvath	..North Carolina State	Dick Farley	..Indiana	Milt Graham	..Colgate
Tom Jockle	..Syracuse	Fletcher Johnson	..Duquesne	Harvey Halbrook	..Oregon State
Ray Kirkwasser	..Ithaca	John Kerr	..Illinois	Joe Holup	..George Washington
John McConathy	..NW Louisiana	John Levett	..Franklin & Marshall	Bob Hopkins	..Grambling
Roy Reardon	..St. Francis (N.Y.)	Don McLane	..Duquesne	Paul Judson	..Illinois
Don Savage	..LeMoine	Norman Pott	..Wheaton	Dick Julio	..New Bedford State
Bob Wheeler	..Idaho	Paul Pottenburgh	..Siena	Dick Kenyon	..LeMoine
		Jim Tucker	..Duquesne	Jim McLaughlin	..St. Louis
				Jim Ray	..Toledo
1952				Jess Roh	..Idaho State
Jim Brasco	..New York University			Chuck Rolles	..Cornell
Bud Donnelly	..La Salle			Chester Webb	..Georgia St. Teachers
Jim Kennedy	..Duquesne				
Bob Luchmueller	..Louisville				
Ken McBride	..Maryland State				
Harry Moore	..West Virginia				
Bob Roche	..Syracuse				

\* Early draft records are incomplete, so until 1956 players are listed alphabetically .

Beginning in 1957, the draft is recorded round-by-round. To enable teams to take advantage of the regional popularity of college stars, they were given the option of forfeiting their first-round pick and instead selecting, before the start of the draft, a player from the franchise's immediate geographical area. These "territorial picks," as they were known, are not factored in to the overall selection count of the draft. The territorial 1 option was in effect through 1965.

RD	PICK	PLAYER	FROM	RD	PICK	PLAYER	FROM
1957				1959			
1	7	George Bon Salle	Illinois	1	4	Dick Barnett	Tennessee State
2	15	Jim Morgan	Louisville	2	11	Gene Tormohlen	Tennessee
3	23	Vince Cohen	Syracuse	3	19	Jon Cincebox	Syracuse
4	31	Jerry Mallett	Baylor	4	27	Paul Neumann	Stanford
5	39	Frank Nimmo	Cincinnati	5	35	Roger Taylor	Illinois
6	47	Lyndon Lee	Oklahoma City	6	43	Bob Dalton	California
7	54	Dick Gaines	Seton Hall	7	51	Darnell Haney	Navy
8	61	Cebe Prince	Marshall				
9	68	Jim Brown	Syracuse	1960			
10	74	Jack Nichols	Colgate	1	5	Lee Shaffer	North Carolina
12	81	Jim Weeks	New York Tech	2	13	Wilbur Trosch	St. Francis (Pa.)
				3	21	Joe Roberts	Ohio State
				4	29	Carl Cole	Eastern Kentucky
				5	37	Jim Mudd	North Texas State
				6	45	Herschell Turner	Nebraska
				7	53	Bernie Kauffman	Kentucky
				8	60	Don Lynch	LeMoine
				9	67	Bernie Findlay	San Diego State
1958							
1	6	Connie Dierking	Cincinnati				
2	14	Hal Greer	Marshall				
3	21	John Nacincik	Maryland				
4	29	Tommy Kearns	North Carolina				
5	37	Fred Grim	Arkansas				
6	45	Jack Mimitz	St. Louis				
7	53	Pete Tillotson	Michigan				
8	61	Ruel Tucker	Rockhurst (Mo.)				

# History



## DRAFT HISTORY

RD	PICK	PLAYER	FROM	RD	PICK	PLAYER	FROM
1961				1966			
1	6	Ben Warley	Tennessee State	1	9	Matt Goukas	St. Joseph's
2	14	Chris Smith	Virginia Tech	2	19	Bill Melchionni	Villanova
3	28	Charles Osborne	Western Kentucky	3	29	Don Freeman	Illinois
4	37	Henry Whitney	Iowa State	4	39	Ken Wilburn	Central State
5	46	Don Jacobson	South Dakota	5	49	Tom Duff	St. Joseph's
6	55	Billy Joe Price	New Mexico St.	6	59	Austin Robbins	Tennessee
7	64	Roger Newman	Kentucky	9	83	Pat Caldwell	Rockhurst
8	73	Dave Mills	Seattle	10	90	Bob Bedell	Stanford
9	81	Rex Tippitt	Grambling				
10	88	Pete Chudy	Syracuse	1967			
11	96	Dick Sammons	LeMoine	1	12	Craig Raymond	BYU
				5	53	Jim Reid	Winston-Salem
				6	65	Tim Powers	Creighton
				7	77	Frank Card	S. Carolina State
				8	89	Jim Connelly	Virginia
				9	100	Ron Filipek	Tenn. Tech
				10	111	Butch Erwin	Niagara
				11	121	Ted Campbell	NC A&T
				12	131	Hubie Marshall	LaSalle
				13	139	George Mack	NC A&T
				14	145	W. Brabender	Minn(Morris)
				15	151	Sherman Dillard	Tulsa
				16	156	Warren Chapman	W. Kentucky
				17	159	Gary Paulk	Oklahoma State
1962				1968			
1	4	Len Chappell	Wake Forest	1	14	Shaler Halimon	Utah State
2	12	Chet Walker	Bradley	5	62	Larry Miller	North Carolina
3	21	Porter Meriwether	Tennessee St.	6	76	Chuck Williams	Colorado
4	30	Bob McCully	St. Bonaventure	7	90	Bill Jones	Fairfield
5	39	John Windsor	Stanford	8	104	Melvin Jones	Albany State
6	48	Larry Van Eman	Wichita State	9	118	Clarence Brookings	Temple
7	57	Bob Sharpenter	Georgetown	10	132	Greg Cisson	Rider
8	65	Jerry Harkness	Loyola (Ill.)	11	145	Billy Soens	Miami
9	74	Vince Brewer	Iowa State	12	158	Ted Campbell	NC A&T
				13	170	Earl Seyferth	Kansas State
1963				14	181	Tom Youngdale	Davidson
1	6	Tom Hoover	Villanova	15	189	George Mack	NC A&T
2	15	Hershell West	Grambling	16	197	Joe Crews	Villanova
3	24	Jerry Greenspan	Maryland	17	203	Nate Ware	Tennessee State
4	33	Ray Flynn	Providence				
5	42	Tony Cerkevnik	Arizona State	1969			
6	51	Vince Brewer	Iowa State	1	13	Bud Ogden	Santa Clara
7	60	Bill Brown	Howard Payne	2	28	Willie Taylor	Lemoyne
				3	42	Mike Grosso	Louisville
1964				4	56	Dave Scholz	Illinois
1	4	Lucious Jackson	Pan Am.	5	70	Joe Cromer	Temple
2	11	Ira Harge	New Mexico	6	84	John Jones	Villanova
3	20	Larry Jones	Toledo	7	98	Dave Hamilton	WV State
4	29	Frank Corace	LaSalle	8	112	Jim Bowles	Trinity (Texas)
5	38	Lou Skurcenski	Westminster	9	126	Larry Lewis	St. Francis (Pa.)
6	47	Rick Kaminski	Yale	10	140	Bill Justus	Tennessee
7	56	Gordon Hatton	Dayton	11	154	Bruce Sloan	Kansas
8	65	Bob Pelkington	Xavier	12	167	Roland Taylor	LaSalle
9	73	Jim Brennan	Clemson				
10	80	Wylie Briggs	NC A&T				
11	87	Tom Lowry	West VA				
12	91	Julius Myers	Morris-Brown				
1965							
1	4	Billy Cunningham	UNC				
2	9	Jesse Branson	Elon				
3	18	Bob Weiss	Penn State				
4	27	Henry Finkel	Dayton				
5	36	Richie Moore	Villanova				
6	45	Mitch Edwards	Pan American				
7	54	John Young	Northwestern				
8	62	Bob Barnek	St. Bonaventure				
9	69	Gene West	Drake				
10	75	Dean Church	SW Louisiana				
11	81	Curt Fromal	LaSalle				
12	87	Dan Anderson	Augsburg				
13	92	Rich Parks	Tulsa				
14	97	Jack Morgenthal	Houston				
15	101	James Pitts	Georgia				
16	105	Larry Rafferty	Fairfield				

History





# History



## DRAFT HISTORY

RD	PICK	PLAYER	FROM	RD	PICK	PLAYER	FROM				
<b>1970</b>											
1	12	Al Henry	Wisconsin	1	2	Marvin Barnes	Providence				
3	46	Dennis Awtrey	Santa Clara	2	19	Don Smith	Dayton				
4	63	Dan Crenshaw	Ala. State	3	37	Coniel Norman	Arizona				
5	80	Perry Wallace	Vanderbilt	3	42	Harvey Catchings	Har-Sim				
6	97	Jerry Venable	Kansas State	4	55	Lawyer Taylor	Jacksonville				
7	114	Carl Poole	Textile	5	73	Gary Crowthers	Har-Sim				
8	112	Fran O'Hanlon	Villanova	6	91	Mike Westra	USC				
9	148	Mike Hauer	St. Joseph's	7	109	Dave Stoczynski	Gannon				
10	165	Gordon Stiles	American	8	127	Jimmy Powell	MTSU				
11	180	Dave Whitley	Tufts	9	145	Perry Warbington	Ga. Southern				
<b>1971</b>											
1	12	Dana Lewis	Tulsa	10	162	Larry Witherspoon	Towson				
2	33	Marvin Stewart	Nebraska	<b>1974</b>							
3	46	Dave Wohl	Penn	1	5	Darryl Dawkins	Evans HS				
4	63	Erwin Johnson	Augusta	2	23	Lloyd Free	Guilford				
5	80	Richard Hood	Phillips	3	39	Jim Baker	Hawaii				
6	97	Jake Jones	Assumption	3	41	Charles Cleveland	Alabama				
7	114	Curtis Ford	NE Okla. State	4	59	Louis Dunbar	Houston				
8	131	Barry Yates	Maryland	5	77	Ken Tyler	Gonzaga				
9	147	Tom Lee	Arizona	6	95	Ken Alston	Valdosta State				
10	163	Jim Dinwiddle	Kentucky	7	113	Mike Flynn	Kentucky				
11	178	Dana Pagett	USC	8	131	Freeman Blade	E. Montana				
12	191	Ken Kowall	Ohio	9	148	Larry Haralson	Drake				
13	203	Hank Commodore	NW Okla.	10	164	Rick Reed	Azusa Pacific				
<b>1972</b>											
1	5	Fred Boyd	Oregon State	<b>1975</b>							
3	36	Charlie Tharp	Bellhaven	1	5	Darryl Dawkins	Evans HS				
4	52	Marshall Wingate	Niagara	2	23	Lloyd Free	Guilford				
5	69	Joe Bynes	Ark. A,M&N	3	39	Jim Baker	Hawaii				
6	85	John Glover	Wiley	3	41	Charles Cleveland	Alabama				
7	103	Curtis Pritchett	St. Aug.	4	59	Louis Dunbar	Houston				
8	118	Jim Kopp	Rockhurst	5	77	Ken Tyler	Gonzaga				
9	135	Rod Murray	LA State	6	95	Ken Alston	Valdosta State				
10	147	Gary Watson	Wisconsin	7	113	Mike Flynn	Kentucky				
<b>1973</b>											
1	1	Doug Collins	Illinois State	8	131	Freeman Blade	E. Montana				
1	4	*Mike Bantom	St. Joseph's	9	148	Larry Haralson	Drake				
1	18	Raymond Lewis	LA State	10	164	Rick Reed	Azusa Pacific				
2	21	Allan Bristow	Va. Tech	<b>1976</b>							
2	22	George McGinnis	Indiana	1	12	Terry Furlow	Mich. State				
2	32	Caldwell Jones	Albany St.	2	---	*Melvin Bennett	Pitt.				
4	53	Darryl Minnifield	New Mexico	3	47	Ron Norwood	DePaul				
5	70	Reggie Royals	Fla. State	4	64	Freeman Blade	E. Montana				
6	87	Sterling Wright	Lincoln	5	81	Jeff Brown	Missouri Western				
7	104	James Greene	KY Wesleyan	6	99	Mike Dunleavy	S. Carolina				
8	121	Dave Langston	Drake	7	117	Phil Walker	Millersville				
9	138	Harold Catchings	Har-Sim	8	135	Lee Dixon	Hardin-Simmons				
10	152	Abe Steward	Jacksonville	9	152	James Williams	Austin-Peay				
11	166	Rod Freeman	Vanderbilt	10	168	Ed Stefanski	Penn				
12	175	Connie Warren	Xavier	<b>1977</b>							
13	183	Jim Crawford	LaSalle	1	20	Glenn Mosley	Seton Hall				
14	189	Ernie Johnson	Michigan	2	25	Wilson Washington	Old Dominion				
15	194	Lionel Harris	Cincinnati	2	42	Robert Elliott	Arizona				
16	199	Larry Robinson	Tennessee	2	43	Herman Harris	Arizona				
17	203	Tony Prince	St. John's	3	65	Arnold Dugger	Oral Roberts				
<b>1978</b>											
2	36	Maurice Cheeks	W. Tex. St.	4	86	Jeff Jonas	Utah				
2	43	Glenn Hagan	St. Bon.	5	108	Teko Wynder	Tulsa				
4	87	Brett Vroman	UNLV	5	129	George Gibson	Winston-Salem				
5	107	Mark Haymore	UMass	7	49	Dennis Forrest	Nebraska				
6	130	Osborne Lockhart	Minnesota	8	68	John Olive	Villanova				
7	151	Anthony Murray	Alabama	<b>1979</b>							
8	169	Allan Cunningham	Colorado St.	1	16	Jim Spanarkel	Duke				
10	201	Dennis James	Widener	2	36	Clint Richardson	Seattle				

\* Disallowed

\*Chosen in supplementary draft of ABA players

# History



## DRAFT HISTORY

RD	PICK	PLAYER	FROM	RD	PICK	PLAYER	FROM				
<b>1979</b>											
1	16	Jim Spanarkel	Duke	1	5	Charles Barkley	Auburn				
2	36	Clint Richardson	Seattle	1	10	Leon Wood	Cal State (Full.)				
2	37	Bernard Toone	Marquette	1	22	Tom Sewell	Lamar				
3	58	Earl Cureton	Detroit	3	48	James Banks	Georgia				
4	83	Mike Niles	CS (Fullerton)	3	68	Earl "Butch" Graves	Yale				
5	103	Carl McPipe	Nebraska	4	91	Earl Harrison	Morehead St.				
6	136	Dan Hartshorne	Oregon	5	114	Dan Federmann	Tennessee				
7	142	Bobby Willis	Penn	6	137	Gary Springer	Iona				
8	163	Rick Raivio	Portland	7	160	Richard Congo	Drexel				
9	180	Coby Leavitt	Utah	8	183	Frank Dobbs	Villanova				
10	198	Keith McCord	UAB	9	205	Mike Mitchell	Drexel				
<b>1980</b>											
1	8	Andrew Toney	SW Louisiana	10	227	Martin Clark	Boston College				
1	21	Monti Davis	Tennessee State	<b>1984</b>							
2	44	Clyde Austin	NC State	1	21	Terry Catledge	South Alabama				
3	67	Reggie Gaines	Winston-Sal. St.	2	33	Greg Stokes	Iowa				
4	85	Billy Bryant	W. Kentucky	2	44	Voise Winters	Bradley				
4	90	Harold Hubbard	Savannah St.	3	67	Steve Black	LaSalle				
5	113	Jim Swaney	Toledo	4	90	Derrick Gervin	Texas-SA				
6	136	Donald Cooper	St. Augustine's	5	113	Carl Wright	SMU				
7	159	Richard Smith	Weber State	6	136	Daryl Lloyd	Drake				
8	177	Martin Lemelle	Grambling	7	159	Jaye Andrews	Bucknell				
9	198	Luke Griffin	St. Joseph's	<b>1985</b>							
10	213	Joe Hand	King's (Pa.)	1	21	Terry Catledge	South Alabama				
<b>1981</b>											
1	22	Franklin Edwards	Cleveland St.	1	21	Terry Catledge	South Alabama				
2	46	Vernon Smith	Texas A&M	2	33	Greg Stokes	Iowa				
3	68	Ernest Graham	Maryland	2	44	Voise Winters	Bradley				
4	92	Rynn Wright	Texas A&M	3	67	Steve Black	LaSalle				
5	114	Steve Craig	BYU	4	90	Derrick Gervin	Texas-SA				
6	138	Mike Thomas	North Park	5	113	Carl Wright	SMU				
7	160	John Crawford	Kansas	6	136	Daryl Lloyd	Drake				
8	183	Frank Gilroy	St. John's	7	159	Jaye Andrews	Bucknell				
9	202	Ron Wister	Temple	<b>1986</b>							
10	223	Pete Mullenberg	Delaware	2	44	David Wingate	Georgetown				
<b>1982</b>											
1	22	Mark McNamara	Cal	3	56	Keith Colbert	Virginia Tech				
2	36	Mitchell Anderson	Bradley	3	67	Ron Rowan	St. John's				
2	45	Russ Schoene	Tenn.-Chattanooga	4	90	Wes Stallings	ETSU				
3	68	Dale Solomon	Va. Tech	5	113	Kevin Holmes	DePaul				
4	74	Bruce Atkins	Duquesne	6	136	Andre McCloud	Seton Hall				
5	114	Donald Mason	Fresno State	7	159	Dan Palombizio	Ball State				
6	137	Kevin Boyle	Iowa	<b>1987</b>							
7	160	Keith Hilliard	SW Missouri	1	16	Chris Welp	Washington				
8	183	Donald Seals	Jackson State	2	39	Vincent Askew	Memphis State				
9	204	George Melton	Cheyney State	2	43	Andrew Kennedy	Virginia				
10	224	Randy Burkert	Drexel	3	57	Hansi Gnad	Alaska-Anchorage				
<b>1983</b>											
1	17	Leo Rautins	Syracuse	3	62	Eric Riggins	Rutgers				
2	47	Ken Lyons	N. Texas State	4	85	Brian Rahilly	Tulsa				
3	64	Claude Riley	Texas A&M	5	108	Frank Ross	American				
3	70	Dan Ruland	Miss. State	6	131	Tracy Foster	UAB				
4	74	Kalpatrick Wells	James Madison	7	154	Eric Semisch	West Virginia				
4	74	Dan Ruland	Miss. State	<b>1988</b>							
5	93	Craig Robinson	Princeton	1	3	Charles Smith	Pittsburgh				
5	116	Mike Milligan	Tenn. State	2	31	Everette Stephens	Purdue				
6	139	Sedale Threatt	WV Tech	3	57	Herman Montenegro	LSU				
7	162	Tony Bruin	Syracuse	<b>1989</b>							
8	184	Gordon Austin	American	1	19	Kenny Payne	Louisville				
9	206	Charles Fischer	JMU	2	44	Reggie Cross	Hawaii				
10	228	Norm Horvitz	Phila. Phar.	2	54	Toney Mack	Georgia				







# History



## DRAFT HISTORY

RD	PICK	PLAYER	FROM
<b>1993</b>			
1	2	Shawn Bradley	Brigham Young
2	32	Alphonso Ford	Miss. Valley State

RD	PICK	PLAYER	FROM
<b>1994</b>			
1	6	Sharone Wright	Clemson
1	20	B.J. Tyler	Texas
2	33	Derrick Alston	Duquesne

RD	PICK	PLAYER	FROM
<b>1995</b>			
1	3	Jerry Stackhouse	North Carolina

RD	PICK	PLAYER	FROM
<b>1996</b>			
1	1	Allen Iverson	Georgetown
2	31	Ryan Minor	Oklahoma
2	32	Mark Hendrickson	Washington State
2	48	Jamie Feick	Michigan State

RD	PICK	PLAYER	FROM
<b>1997</b>			
1	2	Keith Van Horn	Utah
2	34	Marko Milic	Slovenia
2	36	Kebu Stewart	Cal-Bakersfield
2	37	James Collins	Florida State

*NOTE: Traded Van Horn, Michael Cage, Lucious Harris and Don MacLean to New Jersey for Tim Thomas (7th overall), rights to Anthony Parker, Jim Jackson and Eric Montrons.*

RD	PICK	PLAYER	FROM
<b>1998</b>			
1	8	Larry Hughes	St. Louis
2	37	Casey Shaw	Toledo

*NOTE: Acquired draft rights to Nazr Mohammed (29th overall) from Utah for a future first round pick.*

RD	PICK	PLAYER	FROM
<b>1999</b>			
2	47	Todd MacCulloch	Washington

*NOTE: Acquired draft rights to Jumaine Jones (27th overall) from Atlanta in exchange for a future first round pick.*

RD	PICK	PLAYER	FROM
<b>2000</b>			
1	20	Craig 'Speedy' Claxton	Hofstra
2	48	Mark Karcher	Temple

RD	PICK	PLAYER	FROM
<b>2001</b>			
1	26	Samuel Dalembert	Seton Hall
2	37	Damone Brown	Syracuse
2	57	Alvin Jones	Georgia Tech

RD	PICK	PLAYER	FROM
<b>2002</b>			

RD	PICK	PLAYER	FROM
1	16	Jiri Welsch	Slovenia
2	45	Sam Clancy	USC*

*NOTE: Traded Welsch to Golden State in exchange for future protected first round pick and regained 2005 first round pick. Also acquired John Salmons (26th overall), Mark Bryant and draft rights to Randy Holcomb from San Antonio for Speedy Claxton. Also traded their second round pick along with a 2006 second round pick to Atlanta for rights to Efthimos Rentzius (23rd pick in 1996).*

RD	PICK	PLAYER	FROM
<b>2003</b>			
2	50	Pacelis Morlende	France*

*NOTE: Traded Morlende and cash considerations to Seattle for Willie Green (41st overall). Also acquired Kyle Korver (51st overall) from New Jersey for cash considerations.*

RD	PICK	PLAYER	FROM
<b>2004</b>			
1	9	Andre Iguodala	Arizona

RD	PICK	PLAYER	FROM
<b>2005</b>			
2	45	Louis Williams	South Gwinnett HS (Ga.)

RD	PICK	PLAYER	FROM
<b>2006</b>			
1	13	Thabo Sefolosha	Switzerland*

*NOTE: Traded Sefolosha to Chicago for Rodney Carney (16th overall selection), a 2007 second round pick and cash considerations. Also acquired Bobby Jones (37th overall) from Minnesota in exchange for the 76ers second round pick in 2007 and cash considerations. Acquired Edin Bavec (56th overall) from Toronto in exchange for cash considerations.*

RD	PICK	PLAYER	FROM
<b>2007</b>			
1	12	Thaddeus Young	Georgia Tech
1	21	Daequan Cook	Ohio State*
1	30	Petteri Koponen	Finland*
2	38	Kyrylo Fesenko	Ukraine*

*NOTE: Traded Cook, 2009 second round draft pick and cash to Miami Heat for Jason Smith (21st overall). Traded Koponen to Portland for Derrick Byars (42nd overall) and cash considerations. Traded Fesenko to Utah for Herbert Hill (55th overall) and draft considerations.*

RD	PICK	PLAYER	FROM
<b>2008</b>			
1	16	Marreese Speights	Florida

RD	PICK	PLAYER	FROM
<b>2009</b>			
1	17	Jrue Holiday	UCLA

RD	PICK	PLAYER	FROM
<b>2010</b>			
1	2	Evan Turner	Ohio State

# History



## FOUR-POINT PLAYS (3-POINTERS PLUS FREE THROW)

DATE	OPPONENT	POINTS	ASSISTS	REBOUNDS
3/2/80	Henry Bibby vs GS	14	12	10
6/1/82	Andrew Toney vs LAL (PO)	14	12	10
3/6/85	Andrew Toney vs ATL	21	12	10
11/24/89	Charles Barkley vs WAS	25	11	10
3/25/92	Charles Barkley at UTA	25	11	10
1/18/93	Johnny Dawkins vs ORL	25	10	10
1/26/93	Jeff Hornacek at NY	25	10	10
11/15/93	Jeff Hornacek vs HOU	22	10	10
3/8/95	Willie Burton vs NJ	25	10	10
1/7/97	Allen Iverson at ORL	30	10	11
3/11/97	Jerry Stackhouse at MIN	15	15	13
3/24/99	Allen Iverson at VAN	29	15	10
4/13/99	Allen Iverson at NY	15	12	10
5/1/99	Allen Iverson vs. TOR	31	16	11
5/5/99	Allen Iverson vs. DET	30	15	11
5/1/00	Aaron McKie vs. CHA (PO)	30	15	11
12/27/00	Jumaine Jones at GS	17	10	12
4/10/01	Allen Iverson at MIA	28	15	10
6/1/01	Allen Iverson at MIL (PO)	30	15	10
3/9/03	Aaron McKie at LAL	26	10	10
1/22/06	Allen Iverson at MIN	14	12	10
4/8/06	Allen Iverson at CHI	11	10	10
11/1/06	Andre Iguodala vs. ATL	12	10	10
1/12/07	Andre Iguodala vs. MIL	10	10	10
3/9/07	Andre Iguodala vs. LAL	10	10	10
3/13/07	Andre Iguodala vs. ATL	25	10	10
11/9/07	Lou Williams at TOR	15	10	10
4/30/09	Andre Iguodala vs. ORL (PO)	15	10	10
11/16/94	Glen Rice, vs. MIA	14	12	10
2/26/95	Hubert Davis, vs. NY	11	10	10
1/17/96	Glenn Robinson vs. MIL	19	10	10
5/30/01	Ray Allen, vs. MIL (PO)	25	10	10
1/8/03	Chauncey Billups, vs. DET	15	10	10
10/31/07	Andrea Bargnani, at TOR	19	10	10
3/23/09	Rudy Fernandez, vs. POR	14	12	10
2/10/10	Jose Calderon, at TOR	19	10	10

DATE	OPPONENT	POINTS	ASSISTS	REBOUNDS
11/6/79	Brian Winters at MIL	14	12	10
2/29/80	John Roche at DEN	11	10	10
11/3/81	Kevin Grevey at WAS	10	10	10
2/18/83	Terry Teagle at HOU	10	10	10
1/12/90	Steve Kerr, vs. CLE	10	10	10
2/24/93	Dominique Wilkins, vs. ATL	10	10	10

## SIXERS TRIPLE-DOUBLES

Since 1979-80

PLAYER	DATE	OPPONENT	POINTS	ASSISTS	REBOUNDS
Andre Miller	12/20/08	vs. Indiana	14	12	10
Andre Miller	4/4/09	vs. Detroit	21	12	10
Andre Iguodala	3/7/07	vs. Seattle	25	11	10
Andre Iguodala	2/2/07	vs. Golden State	25	10	10
Andre Miller	1/26/07	vs. Cleveland	12	12	10
Andre Iguodala	11/22/06	vs. Milwaukee	10	10	10
Andre Iguodala	3/23/05	vs. Detroit	10	10	10
Eric Snow	2/26/03	vs. Memphis	22	10	10
Allen Iverson	1/7/02	vs. LA Clippers	30	10	11
Dikembe Mutombo	12/1/01	at Chicago	16	19	10
Aaron McKie	1/3/01	vs. Atlanta	11	10	10
Aaron McKie	12/30/00	at Sacramento	19	10	10
Toni Kukoc	3/26/00	at Indiana	19	10	10
Dana Barros	4/8/95	vs. Orlando	25	10	10
Clarence Weatherspoon	2/7/94	vs. Charlotte	15	15	10
Hersey Hawkins	1/27/93	vs. Indiana	25	13	10
Charles Barkley	3/19/90	at New Jersey	29	15	10
Charles Barkley	3/7/90	vs. New York	15	12	10
Charles Barkley	4/23/89	vs. Washington	31	16	11
Charles Barkley	3/1/89	at Sacramento	30	15	11
Maurice Checks	1/6/88	vs. Utah	17	10	12
Charles Barkley	3/27/87	vs. New Jersey	28	15	10
Charles Barkley	3/14/87	at Detroit	30	14	10
Charles Barkley	2/26/87	at San Antonio	18	17	10
Charles Barkley	12/19/86	vs. Boston	15	15	14
Charles Barkley	11/4/86	at Indiana	34	10	14
Charles Barkley	4/4/86	vs. Cleveland	27	22	10
Andrew Toney	3/24/85	vs. Denver	28	11	12
Julius Erving	11/20/79	at San Antonio	26	10	10

## WILT'S DOUBLE TRIPLE-DOUBLE

The 76ers own the only double triple-double in history. Wilt Chamberlain did it on Feb. 2, 1968 versus Detroit at the Spectrum. He posted 22 points, 25 rebounds, and 21 assists in the game.

## CUNNINGHAM'S BACK-TO-BACK-TO-BACK TRIPLE-DOUBLE

Billy Cunningham recorded the last back-to-back-to-back triple double in Sixers history:

12/20/70	vs. Portland	31 points, 27 rebounds, 11 assists
12/22/70	vs. Phoenix	25 points, 11 rebounds, 10 assists
12/25/70	vs. Detroit	21 points, 18 rebounds, 13 assists



Wilt Chamberlain



Billy Cunningham





# History



## ALL-TIME SEASON-BY-SEASON STATISTICS

	G	W	L	FGM	FGA	FG%	3P	3PM	3P%	FTM	FTA	FT%
1949-50	64	51	13	1869	5276	.354	—	—	—	1691	2396	.706
1950-51	66	32	34	1884	5365	.351	—	—	—	1912	2634	.726
1951-52	66	40	26	1894	5207	.364	—	—	—	1933	2589	.747
1952-53	71	47	24	1942	5329	.364	—	—	—	2197	2950	.745
1953-54	72	42	30	2054	5579	.368	—	—	—	1905	2650	.719
1954-55	72	43	29	2360	6343	.372	—	—	—	1837	2450	.750
1955-56	72	35	37	2466	6661	.370	—	—	—	2044	2703	.756
1956-57	72	38	34	2550	6915	.369	—	—	—	2075	2613	.794
1957-58	72	41	31	2823	7336	.385	—	—	—	2075	2617	.793
1958-59	72	35	37	3050	7490	.407	—	—	—	2046	2642	.775
1959-60	75	45	30	3406	8135	.419	—	—	—	2105	2687	.783
1960-61	79	38	41	3654	8746	.418	—	—	—	2278	2948	.773
1961-62	80	41	39	3706	8885	.417	—	—	—	2246	2890	.777
1962-63	80	48	32	3690	8300	.445	—	—	—	2350	3005	.782
1963-64	80	34	46	3394	8116	.418	—	—	—	2184	2851	.766
1964-65	80	40	40	3391	8028	.422	—	—	—	2221	3011	.738
1965-66	80	55	25	3650	8189	.446	—	—	—	2087	3141	.664
1966-67	81	68	13	3912	8103	.483	—	—	—	2319	3411	.680
1967-68	82	62	20	3965	8414	.471	—	—	—	2121	3338	.635
1968-69	82	55	27	3754	8274	.454	—	—	—	2238	3087	.725
1969-70	82	42	40	3915	8345	.469	—	—	—	2168	2884	.752
1970-71	82	47	35	3608	8026	.450	—	—	—	2199	2967	.741
1971-72	82	30	52	3577	8057	.444	—	—	—	2049	2825	.725
1972-73	82	9	73	3471	8264	.420	—	—	—	1598	2130	.750
1973-74	82	25	57	3371	7702	.432	—	—	—	1633	2118	.771
1974-75	82	34	48	3325	7476	.445	—	—	—	1530	2043	.749
1975-76	82	46	36	3462	7752	.447	—	—	—	1811	2469	.733
1976-77	82	50	32	3511	7322	.480	—	—	—	2012	2732	.736
1977-78	82	55	27	3628	7471	.486	—	—	—	2153	2863	.752
1978-79	82	47	35	3584	7338	.488	—	—	—	1815	2411	.753
1979-80	82	59	23	3523	7156	.492	27	125	.216	1876	2431	.772
1980-81	82	62	20	3636	7073	.514	19	84	.226	1865	2427	.768
1981-82	82	58	24	3616	6974	.518	41	139	.295	1846	2471	.747
1982-83	82	65	17	3600	7212	.499	25	109	.229	1966	2650	.742
1983-84	82	52	30	3384	6833	.495	29	107	.271	2041	2706	.754
1984-85	82	58	24	3443	6992	.492	59	224	.263	2316	2883	.803
1985-86	82	54	28	3435	7058	.487	51	224	.228	2130	2810	.758
1986-87	82	45	37	3335	6792	.491	88	340	.259	1971	2617	.753
1987-88	82	36	46	3214	6785	.474	152	471	.325	2087	2731	.764
1988-89	82	46	36	3500	7201	.486	204	646	.316	1970	2504	.787
1989-90	82	53	29	3437	7028	.489	189	543	.348	1976	2509	.788
1990-91	82	44	38	3289	6925	.475	195	618	.316	1868	2366	.790
1991-92	82	35	47	3187	6761	.471	227	680	.334	1757	2267	.775
1992-93	82	26	56	3225	7075	.456	330	941	.351	1776	2259	.786
1993-94	82	25	57	3103	6819	.455	318	942	.338	1509	2112	.714
1994-95	82	24	58	2949	6577	.448	355	936	.379	1567	2125	.737
1995-96	82	18	64	2796	6418	.436	492	1438	.342	1662	2263	.734
1996-97	82	22	60	3003	6850	.438	433	1356	.319	1776	2450	.725
1997-98	82	31	51	2837	6409	.443	243	810	.300	1734	2352	.737
1998-99	50	28	22	1656	3883	.426	98	371	.264	1073	1486	.722
1999-00	82	49	33	2993	6776	.442	208	643	.323	1577	2226	.708
2000-01	82	56	26	2902	6487	.447	262	803	.326	1697	2277	.745
2001-02	82	43	39	2804	6436	.436	214	715	.299	1639	2104	.779
2002-03	82	48	34	2975	6640	.448	245	787	.311	1746	2256	.775
2003-04	82	33	49	2682	6260	.428	339	992	.342	1512	2009	.753
2004-05	82	43	39	2946	6736	.437	505	1453	.348	1731	2194	.789
2005-06	82	38	44	3001	6546	.458	375	1031	.364	1770	2330	.760
2006-07	82	35	47	2932	6408	.458	284	823	.345	1637	2135	.767
2007-08	82	40	42	3056	6648	.460	302	952	.317	1509	2137	.706
2008-09	82	41	41	2997	6532	.459	341	1072	.318	1652	1792	.745
2009-10	82	27	55	3087	6706	.460	474	1381	.343	1366	1808	.756

# History



## ALL-TIME SEASON-BY-SEASON STATISTICS

	Off.	Def.	REB	A	PF	DQ	STL	BS	TO	PTS	PPG	OPTS	OPPG
1949-50	—	—	—	1473	1833	—	—	—	—	5429	84.8	4907	76.7
1950-51	—	—	3259	1493	1995	64	—	—	—	5680	86.1	5644	85.5
1951-52	—	—	3603	1373	1970	49	—	—	—	5721	86.7	5427	82.2
1952-53	—	—	3472	1459	2132	49	—	—	—	6081	85.6	5775	81.3
1953-54	—	—	3652	1541	1852	28	—	—	—	6013	83.5	5660	78.6
1954-55	—	—	3933	1778	1658	20	—	—	—	6557	91.1	6457	89.7
1955-56	—	—	4060	1710	1783	32	—	—	—	6976	96.9	6975	96.9
1956-57	—	—	4350	1282	1809	34	—	—	—	7175	99.7	7277	101.1
1957-58	—	—	4895	1298	1820	28	—	—	—	7721	107.2	7564	105.1
1958-59	—	—	4900	1340	1961	44	—	—	—	8146	113.1	7855	109.1
1959-60	—	—	5404	1776	1940	39	—	—	—	8917	118.9	8730	116.4
1960-61	—	—	5726	1824	2279	43	—	—	—	9586	121.3	9416	119.2
1961-62	—	—	5759	1791	2344	53	—	—	—	9568	120.7	9473	118.4
1962-63	—	—	5511	1842	2179	33	—	—	—	9730	121.6	9247	117.8
1963-64	—	—	5132	1543	2251	38	—	—	—	8972	112.2	9821	116.5
1964-65	—	—	5246	1692	2096	53	—	—	—	9003	112.5	9015	112.7
1965-66	—	—	5652	1905	2094	39	—	—	—	9387	117.3	9103	112.7
1966-67	—	—	5701	2138	1906	30	—	—	—	10,143	125.2	9378	115.8
1967-68	—	—	5914	2197	1851	24	—	—	—	10,051	122.6	9346	114.0
1968-69	—	—	5216	1914	2145	43	—	—	—	9746	118.9	9332	113.8
1969-70	—	—	5200	2127	2196	47	—	—	—	9998	121.9	9718	118.5
1970-71	—	—	4437	1976	2168	34	—	—	—	9415	114.8	9288	113.3
1971-72	—	—	4318	1920	2203	50	—	—	—	9203	112.2	9504	115.9
1972-73	—	—	4174	1688	1984	28	—	—	—	8540	104.1	9531	116.2
1973-74	1182	2626	3808	1799	1964	25	756	220	1665	8295	101.2	8817	107.5
1974-75	1200	2706	3906	1709	1974	34	576	263	1591	8180	99.8	8431	102.8
1975-76	1385	2684	4069	1658	2187	35	809	367	1729	8735	106.5	8714	106.3
1976-77	1293	2752	4045	1966	2074	18	814	561	1915	9034	110.2	8711	106.2
1977-78	1299	2694	3993	2220	2188	20	800	548	1752	9409	114.7	8987	109.6
1978-79	1149	2712	3861	2253	2072	26	779	599	1771	8983	109.5	8831	107.7
1979-80	1187	2635	3822	2226	1860	17	792	652	1708	8949	109.1	8603	104.9
1980-81	1091	2618	3709	2369	2061	21	857	591	1702	9156	111.7	8512	103.8
1981-82	1031	2389	3420	2264	2183	18	856	622	1474	9119	111.2	8649	105.5
1982-83	1334	2596	3930	2016	4041	11	812	577	1627	9191	112.1	8562	104.4
1983-84	1181	2382	3563	2032	2040	13	807	653	1628	8838	107.8	8658	105.6
1984-85	1301	2364	3665	1999	1971	11	817	534	1575	9261	112.9	8925	108.8
1985-86	1326	2378	3704	2017	1798	13	862	490	1595	9051	110.4	8858	108.0
1986-87	1178	2327	3505	1943	1774	15	768	540	1519	8729	106.5	8745	106.6
1987-88	1219	2307	3526	1897	1866	20	672	465	1433	8667	105.7	8785	107.1
1988-89	1143	2356	3499	2110	1721	8	689	354	1214	9174	111.9	9051	110.4
1989-90	1111	2406	3517	1932	1697	10	687	365					





# History



## SEASON-BY-SEASON RECORD BREAKDOWN

YEAR	COACH	W-L	PCT.	HOME	AWAY	NEUTRAL	GB	POS
1949-50	Al Cervi	51-13	.797	31-1	15-12	5-0	--	1st
1950-51	Al Cervi	32-34	.485	24-9	8-25	--	8	4th
1951-52	Al Cervi	40-26	.606	26-7	12-18	2-1	--	1st
1952-53	Al Cervi	47-24	.662	32-2	10-19	5-3	--	2nd
1953-54	Al Cervi	42-30	.583	26-6	11-18	5-6	2	T-2nd
1954-55	Al Cervi	43-29	.597	25-7	10-16	8-6	--	1st*
1955-56	Al Cervi	35-37	.486	23-8	9-19	3-10	10	3rd
1956-57	Al Cervi-Paul Seymour	38-34	.528	22-9	12-19	4-6	6	2nd
1957-58	Paul Seymour	41-31	.569	26-5	9-21	6-5	8	2nd
1958-59	Paul Seymour	35-37	.486	19-12	12-17	4-8	17	3rd
1959-60	Paul Seymour	45-30	.600	26-4	11-19	8-7	14	3rd
1960-61	Alex Hannum	38-41	.481	19-9	8-21	11-11	19	3rd
1961-62	Alex Hannum	41-39	.512	18-10	11-19	12-10	19	3rd
1962-63	Alex Hannum	48-32	.600	23-5	13-19	12-8	10	2nd
1963-64	Dolph Schayes	34-46	.425	18-12	12-22	4-12	25	3rd
1964-65	Dolph Schayes	40-40	.500	13-12	9-21	18-7	22	3rd
1965-66	Dolph Schayes	55-25	.688	22-3	20-17	13-5	--	1st
1966-67	Alex Hannum	68-13	.840	28-2	26-8	14-3	--	1st*
1967-68	Alex Hannum	62-20	.756	27-8	25-12	10-0	--	1st
1968-69	Jack Ramsay	55-27	.671	26-8	24-16	5-3	2	2nd
1969-70	Jack Ramsay	42-40	.512	22-16	16-22	4-2	18	4th
1970-71	Jack Ramsay	47-35	.573	24-15	21-18	2-2	5	2nd
1971-72	Jack Ramsay	30-52	.366	14-23	14-26	2-3	26	3rd
1972-73	Roy Rubin-Kevin Loughery	9-73	.110	5-27	2-35	2-11	59	4th
1973-74	Gene Shue	25-57	.305	14-23	9-30	2-4	26	4th
1974-75	Gene Shue	34-48	.415	20-21	14-27	--	31	4th
1975-76	Gene Shue	46-36	.561	34-7	12-29	--	8	T-2nd
1976-77	Gene Shue	50-32	.610	32-9	18-23	--	--	1st
1977-78	Gene Shue-Billy Cunningham	55-27	.671	37-4	18-23	--	7	1st
1978-79	Billy Cunningham	47-35	.573	31-10	16-25	--	7	2nd
1979-80	Billy Cunningham	59-23	.720	36-5	23-18	--	2	2nd
1980-81	Billy Cunningham	62-20	.756	37-4	25-16	--	--	T-1st
1981-82	Billy Cunningham	58-24	.707	32-9	26-15	--	--	2nd
1982-83	Billy Cunningham	65-17	.793	35-6	30-11	--	--	1st*
1983-84	Billy Cunningham	52-30	.634	32-9	20-21	--	10	2nd
1984-85	Billy Cunningham	58-24	.707	34-7	24-17	--	5	2nd
1985-86	Matt Guokas	54-28	.659	31-10	23-18	--	13	2nd
1986-87	Matt Guokas	45-37	.549	28-13	17-24	--	14	2nd
1987-88	Matt Guokas-Jim Lynam	36-46	.439	27-14	9-32	--	21	4th
1988-89	Jim Lynam	46-36	.561	30-11	16-25	--	6	2nd
1989-90	Jim Lynam	53-29	.646	34-7	19-22	--	--	1st
1990-91	Jim Lynam	44-38	.537	29-12	15-26	--	12	2nd
1991-92	Jim Lynam	35-47	.427	23-18	12-29	--	16	5th
1992-93	Doug Moe-Fred Carter	26-56	.317	15-26	11-30	--	34	6th
1993-94	Fred Carter	25-57	.305	15-26	10-31	--	32	6th
1994-95	John Lucas	24-58	.293	14-27	10-31	--	33	6th
1995-96	John Lucas	18-64	.220	11-30	7-34	--	42	7th
1996-97	Johnny Davis	22-60	.268	11-30	11-30	--	39	6th
1997-98	Larry Brown	31-51	.378	19-22	12-29	--	24	7th
1998-99	Larry Brown	28-22	.560	17-8	11-14	--	5	3rd
1999-00	Larry Brown	49-33	.598	29-12	20-21	--	3	3rd
2000-01	Larry Brown	56-26	.683	29-12	27-14	--	--	1st
2001-02	Larry Brown	43-39	.524	22-19	21-20	--	9	6th
2002-03	Larry Brown	48-34	.585	25-16	23-18	--	2	4th
2003-04	Randy Ayers-Chris Ford	33-49	.402	21-20	12-29	--	14	5th
2004-05	Jim O'Brien	43-39	.524	25-16	18-23	--	2	3rd
2005-06	Maurice Cheeks	38-44	.463	23-18	15-26	--	11	2nd
2006-07	Maurice Cheeks	35-47	.427	21-20	14-27	--	12	3rd
2007-08	Maurice Cheeks	40-42	.488	22-19	18-23	--	26	3rd
2008-09	Maurice Cheeks-Tony DiLeo	41-41	.500	24-17	17-24	--	21	2nd
2009-10	Eddie Jordan	27-55	.329	12-29	15-26	--	23	4th
<b>FRANCHISE TOTALS</b>		<b>2569-2259</b>	<b>.532</b>	<b>1480-786</b>	<b>938-1340</b>	<b>161-133</b>		
			<b>.653</b>		<b>.412</b>	<b>.548</b>		

\*denotes NBA Championship

# History



## SEASON-BY-SEASON MONTHLY RECORD BREAKDOWN

	OCT. W-L	NOV. W-L	DEC. W-L	JAN. W-L	FEB. W-L	MARCH W-L	APRIL W-L	MAY W-L	TOTAL W-L
1949-50	--	13-1	11-3	9-3	11-4	7-2	--	--	51-13
1950-51	--	7-7	7-7	7-7	7-7	4-6	--	--	32-34
1951-52	--	10-3	7-8	12-2	6-8	5-5	--	--	40-26
1952-53	--	9-4	9-7	11-4	10-6	8-3	--	--	47-24
1953-54	0-1	9-7	9-6	11-5	7-9	6-2	--	--	42-30
1954-55	0-1	9-3	8-9	8-8	12-5	6-3	--	--	43-29
1955-56	--	6-6	8-8	6-11	11-7	4-5	--	--	35-37
1956-57	2-0	2-10	6-7	13-7	11-6	4-4	--	--	38-34
1957-58	1-1	6-8	11-5	10-8	10-7	3-2	--	--	41-31
1958-59	1-1	6-9	7-7	11-7	6-10	4-3	--	--	35-37
1959-60	2-2	9-5	7-7	11-9	12-6	4-1	--	--	45-30
1960-61	1-3	5-7	8-8	10-9	12-6	2-8	--	--	38-41
1961-62	3-3	6-7	5-12	11-8	11-6	5-3	--	--	41-39
1962-63	4-1	9-5	6-9	9-8	14-6	6-3	--	--	48-32
1963-64	2-3	6-7	8-7	7-11	7-10	4-8	--	--	34-46
1964-65	3-4	8-6	8-8	8-7	9-7	4-8	--	--	40-40
1965-66	3-0	9-8	9-5	13-4	10-7	11-1	--	--	55-25
1966-67	5-0	15-2	15-1	12-3	11-4	10-3	--	--	68-13
1967-68	5-1	10-6	15-2	8-6	14-2	10-3	--	--	62-20
1968-69	3-2	9-4	14-4	9-7	12-5	8-5	--	--	55-27
1969-70	4-2	6-11	11-6	8-7	7-8	6-6	--	--	42-40
1970-71	6-4	9-8	9-6	10-6	7-6	6-5	--	--	47-35
1971-72	7-2	4-10	4-12	7-7	4-10	4-11	--	--	30-52
1972-73	0-9	2-13	1-13	1-16	5-9	0-13	--	--	9-73
1973-74	2-7	6-8	3-12	4-8	5-11	5-11	--	--	25-57
1974-75	3-3	4-10	7-8	6-9	7-7	7-8	0-3	--	34-48
1975-76	2-1	10-5	9-5	8-8	6-8	7-7	4-2	--	46-36
1976-77	3-2	8-6	7-6	11-3	7-5	11-6	3-4	--	50-32
1977-78	2-3	14-2	6-6	10-3	9-5	12-3	2-5	--	55-27
1978-79	5-1	9-5	9-5	6-7	6-8	9-8	3-1	--	47-35
1979-80	8-1	10-6	9-4	11-3	10-3	11-6	--	--	59-23
1980-81	8-2	15-1	10-4	11-3	10-3	8-7	--	--	62-20
1981-82	2-0	11-1	9-5	8-8	10-2	10-6	8-2	--	58-24
1982-83	2-0	11-3	11-2	14-1	11-1	11-5	5-5	--	65-17
1983-84	2-0	11-3	8-4	8-7	6-9	13-3	4-4	--	52-30
1984-85	3-0	9-4	12-2	12-3	10-4	8-7	4-4	--	58-24
1985-86	2-1	7-7	10-4	11-5	8-4	11-6	5-1	--	54-28
1986-87	1-0	9-4	6-10	10-5	5-7	9-6	5-5	--	45-37
1987-88	--	5-6	7-7	7-9	4-10	9-6	4-8	--	36-46
1988-89	--	10-5	5-9	9-5	6-5	9-7	7-5	--	46-36
1989-90	--	8-4	7-9	12-3	8-5	11-5	7-3	--	53-29
1990-91	--	10-6	9-4	4-9	8-5	9-8	4-6	--	44-38
1991-92	--	7-9	6-7	9-7	5-8	4-11	4-5	--	35-47
1992-93	--	3-8	5-9	9-7	2-9	2-15	5-8	--	26-56
1993-94	--	4-10	6-7	8-7	2-11	1-14	4-8	--	25-57
1994-95	--	4-8	6-10	2-13	4-9	4-10	4-8	--	24-58
1995-96	--	2-10	3-12	3-12	3-10	3-14	4-6	--	18-64
1996-97	--	7-8	1-12	2-14	5-7	5-9	2-10	--	22-60
1997-98	0-1	4-8	3-12	7-8	5-8	7-9	5-5	--	31-51
1998-99	--	--	--	--	8-5	7-9	11-6	2-2	28-22
1999-00	--	8-8	9-7	7-5	7-5	11-5	7-3	--	49-33
2000-01	1-0	11-2	9-6	13-3	9-5	7-6	6-4	--	56-16
2001-02	0-1	7-6	5-11	11-4	5-6	10-7	5-4	--	43-39
2002-03	1-1	13-3	5-8	6-10	8-2	11-5	4-5	--	48-34
2003-04	1-1	8-8	5-9	6-9	4-9	8-7	1-6	--	33-49
2004-05	--	6-7	7-8	8-8	5-6	9-7	8-3	--	43-39
2005-06	--	8-8	7-7	8-7	5-6	5-10	5-6	--	38-44
2006-07	--	5-9	3-13	7-10	5-6	9-6	6-3	--	35-47
2007-08	0-1	5-9	9-7	4-11	8-5	11-4	3-5	--	40-42
2008-09	1-1	6-9	6-8	10-5	6-6	9-6	3-6	--	41-41
2009-10	2-1	3-12	4-10	7-8	6-5	4-13	1-6	--	27-55
<b>TOTALS</b>	<b>103-68</b>	<b>462-385</b>	<b>446-436</b>	<b>511-417</b>	<b>464-391</b>	<b>428-395</b>	<b>153-165</b>	<b>2-2</b>	<b>2569-2259</b>
<b>Winning Pct.</b>	<b>.602</b>	<b>.545</b>	<b>.506</b>	<b>.551</b>	<b>.543</b>	<b>.520</b>	<b>.481</b>	<b>.500</b>	<b>.532</b>





# History



## OPENING NIGHT STARTING LINEUPS (SINCE 1963-64)

SEASON	GUARD	GUARD	FORWARD	FORWARD	CENTER
1963-64	Greer	Costello	Shaffer	Walker	Kerr
1964-65	Greer	Neumann	Walker	Greenspan	Kerr
1965-66	Greer	Bianchi	Walker	Jackson	Chamberlain
1966-67	Greer	Costello	Jackson	Walker	Jackson
1967-68	Greer	W. Jones	Jackson	Walker	Chamberlain
1968-69	Greer	W. Jones	Walker	Cunningham	Jackson
1969-70	Greer	Clark	Washington	Cunningham	Jackson
1970-71	Clark	W. Jones	Cunningham	Washington	Jackson
1971-72	Clark	Greer	Cunningham	Washington	Jackson
1972-73	Carter	Greer	Bridges	Block	Awtrey
1973-74	Carter	Boyd	Van Arsdale	Mix	Ellis
1974-75	Boyd	Collins	Mix	Van Arsdale	Ellis
1975-76	Carter	Collins	Cunningham	McGinnis	Catchings
1976-77	Collins	Free	McGinnis	Mix	Catchings
1977-78	Bibby	Collins	McGinnis	Mix	Dawkins
1978-79	Cheeks	Collins	Erving	B. Jones	C. Jones
1979-80	Collins	Cheeks	Erving	C. Jones	Dawkins
1980-81	Cheeks	Collins	Erving	C. Jones	Dawkins
1981-82	Cheeks	Hollins	Erving	C. Jones	D. Dawkins
1982-83	Cheeks	Toney	Erving	Malone	Malone
1983-84	Cheeks	Toney	Erving	Ivaroni	Malone
1984-85	Cheeks	Toney	Erving	Ivaroni	Malone
1985-86	Cheeks	Thompson	Erving	Barkley	Malone
1986-87	Erving	Cheeks	Hinson	Barkley	Ruland
1987-88	Cheeks	Wingate	Hinson	Barkley	McCormick
1988-89	Cheeks	Hawkins	Robinson	Barkley	Gminski
1989-90	Hawkins	J. Dawkins	Barkley	Payne	Gminski
1990-91	J. Dawkins	Hawkins	Barkley	Mahorn	Gminski
1991-92	J. Dawkins	Hawkins	Anderson	Barkley	Gilliam
1992-93	Hornacek	Hawkins	Weatherspoon	Gilliam	Lang
1993-94	Dawkins	Hornacek	Weatherspoon	Kidd	Bradley
1994-95	Barros	Malone	Weatherspoon	Wright	Bradley
1995-96	Maxwell	Stackhouse	Dumas	Weatherspoon	Bradley
1996-97	Stackhouse	Iverson	Jim Jackson	Weatherspoon	Coleman
1997-98	Stackhouse	Iverson	Jim Jackson	Weatherspoon	Coleman
1998-99	Iverson	Snow	Lynch	Ratliff	Geiger
1999-00	Iverson	Snow	Lynch	Owens	Hill
2000-01	Iverson	Snow	Hill	Lynch	Ratliff
2001-02	Bell	Claxton	Coleman	Harpring	Mutombo
2002-03	Iverson	Snow	McKie	Van Horn	MacCulloch
2003-04	Iverson	Snow	Salmons	Thomas	Coleman
2004-05	Iverson	McKie	Iguodala	Thomas	Jackson
2005-06	Iverson	Iguodala	Korver	Webber	Hunter
2006-07	Ollie	Iverson	Iguodala	Webber	Dalembert
2007-08	Miller	Green	Iguodala	Evans	Dalembert
2008-09	Miller	Iguodala	Young	Brand	Dalembert
2009-10	Williams	Iguodala	Young	Brand	Dalembert

# History



## ALL-TIME OPENING GAME RESULTS

### FIRST HOME GAME OF SEASON

SYRACUSE NATIONALS		
1949-50	W	2,476 vs. Denver* 78-58
1950-51	W	3,476 vs. Fort Wayne* 92-77
1951-52	W	4,520 vs. Fort Wayne* 90-75
1952-53	W	4,026 vs. Philadelphia 117-91
1953-54	W	7,859 vs. Philadelphia 85-61
1954-55	L	3,783 vs. Minneapolis* 97-94
1955-56	W	3,789 vs. Fort Wayne* (OT) 114-113
1956-57	W	3,567 vs. Rochester* 91-75
1957-58	W	7,112 vs. Philadelphia* 103-85
1958-59	W	3,154 vs. Detroit* 103-94
1959-60	L	4,803 vs. Boston* 121-109
1960-61	L	4,677 vs. Philadelphia* 133-123
1961-62	W	3,665 vs. Chicago* 123-103
1962-63	W	5,611 vs. LA Lakers* 108-102

PHILADELPHIA 76ERS		
1963-64	L	6,850 vs. Detroit 124-121
1964-65	W	2,260 vs. Detroit* 125-113
1965-66	W	5,190 vs. Detroit 120-103
1966-67	W	8,402 vs. New York* 128-112

(SPECTRUM)		
1967-68	W	9,106 vs. LA Lakers* 103-87
1968-69	W	15,244 vs. LA Lakers* 114-96
1969-70	W	10,057 vs. LA Lakers* 131-126
1970-71	W	7,035 vs. Chicago* 110-107
1971-72	W	10,635 vs. Seattle 100-93
1972-73	L	6,257 vs. Seattle 105-100
1973-74	L	4,564 vs. Houston* 104-88
1974-75	W	8,939 vs. New Orleans* 112-99
1975-76	W	18,020 vs. LA Lakers 117-114
1976-77	L	17,196 vs. San Antonio* 121-118
1977-78	W	14,148 vs. Detroit* 113-96
1978-79	W	18,276 vs. LA Lakers* 110-102
1979-80	W	13,503 vs. Houston 113-105
1980-81	L	15,136 vs. Milwaukee* 106-103
1981-82	W	14,102 vs. Cleveland* 128-104
1982-83	W	18,482 vs. New Jersey 110-99
1983-84	W	16,167 vs. Washington* 117-114
1984-85	W	11,892 vs. Cleveland* 111-101
1985-86	W	8,925 vs. Detroit (OT) 132-125
1986-87	W	10,247 vs. Indiana* 108-104
1987-88	W	12,287 vs. Indiana* 108-95
1988-89	W	13,468 vs. LA Clippers* 129-110
1989-90	L	13,893 vs. Milwaukee* 102-96
1990-91	W	15,678 vs. New Jersey (OT) 112-110
1991-92	L	13,170 vs. Orlando 122-115
1992-93	L	12,608 vs. New Jersey* 114-111
1993-94	W	14,531 vs. Washington* 94-82
1994-95	L	16,114 vs. Milwaukee* 91-86
1995-96	W	18,168 vs. Washington* 105-103

(WACHOVIA CENTER)		
1996-97	L	20,444 vs. Milwaukee* 111-103
1997-98	L	12,199 vs. Milwaukee* 103-88
1998-99	W	20,143 vs. Orlando 95-75
1999-00	W	19,402 vs. Seattle 117-98
2000-01	W	19,817 vs. Toronto 104-98
2001-02	L	20,230 vs. Dallas 99-92
2002-03	W	19,569 vs. Milwaukee 95-93
2003-04	W	18,295 vs. Miami* 89-74
2004-05	L	19,385 vs. Phoenix 98-108
2005-06	L	17,705 vs. Milwaukee* (OT) 108-117
2006-07	W	17,119 vs. Atlanta* 88-75
2007-08	L	19,706 vs. New Jersey 88-93
2008-09	L	15,750 vs. Toronto* 84-95
2009-10	W	14,638 vs. Milwaukee 99-86

### FIRST ROAD GAME OF SEASON

SYRACUSE NATIONALS		
1949-50	L	at St. Louis 73-67
1950-51	L	at New York (OT) 74-72
1951-52	L	at Baltimore 91-82
1952-53	L	at Philadelphia* (OT) 86-84
1953-54	L	at Philadelphia* 79-73
1954-55	L	at Boston 107-84
1955-56	L	at Rochester 83-80
1956-57	W	at St. Louis 75-73
1957-58	L	at Cincinnati 110-100
1958-59	W	at Philadelphia 103-98
1959-60	L	at Detroit 117-102
1960-61	L	at St. Louis 123-100
1961-62	L	at St. Louis 110-107
1962-63	W	at New York 123-119

PHILADELPHIA 76ERS		
1963-64	W	at Detroit* 117-115
1964-65	L	at St. Louis 126-86
1965-66	W	at Baltimore* 133-101
1966-67	W	at Baltimore 141-112
1967-68	W	Detroit at NY 124-102
1968-69	W	at Baltimore 124-121
1969-70	W	at Cincinnati 134-123
1970-71	W	at Cincinnati 123-105
1971-72	W	at Chicago* 114-100
1972-73	L	at Chicago* 95-89
1973-74	W	at Houston 106-101
1974-75	W	at New York 99-86
1975-76	W	at Chicago* 110-103
1976-77	L	at Buffalo 108-105
1977-78	L	at Portland 98-94
1978-79	W	at Detroit 126-117
1979-80	W	at Washington* 93-92
1980-81	W	at Washington 126-120
1981-82	W	at Atlanta 108-106
1982-83	W	at New York* 104-89
1983-84	W	at Indiana (OT) 124-112
1984-85	W	at Atlanta 111-108
1985-86	W	at New York* 99-89
1986-87	L	at Indiana (2OT) 125-121
1987-88	L	at Chicago 104-94
1988-89	L	at Milwaukee 114-103
1989-90	L	at Minnesota (OT) 125-118
1990-91	W	at Chicago* 124-116
1991-92	L	at Chicago* 110-90
1992-93	L	at New York 89-85
1993-94	L	at Orlando 114-89
1994-95	L	at Orlando 122-107
1995-96	L	at Charlotte 119-108
1996-97	L	at Chicago 115-86
1997-98	L	at Chicago 94-74
1998-99	W	at Charlotte* 78-66
1999-00	L	at San Antonio* 89-76
2000-01	W	at New York* 101-72
2001-02	L	at Minnesota* 83-74
2002-03	L	at Orlando* 95-88
2003-04	L	at Sacramento 100-89
2004-05	W	at Boston* 98-95
2005-06	L	at Detroit 88-108
2006-07	W	at Orlando 105-103
2007-08	L	at Toronto* 97-106
2008-09	L	at Atlanta 88-95
2009-10	L	at Orlando 106-120

\* Season Opening Game

### 76ERS SEASON OPENING RECORD

	76ERS ONLY	NATIONALS ONLY	TOTAL
First Home Game:	31-16	11-3	42-19
First Away Game:	24-23	3-11	27-34
Season Opener:	30-17	9-5	39-22







# History



## BIGGEST WINS & LOSSES

OPPONENT	BIGGEST WIN	POINT MARGIN	DATE	SITE
Tri/STL/Atlanta Hawks	132-85	47	12/08/82	at Philadelphia
Boston Celtics	138-96	42	10/29/66	at Philadelphia
Charlotte Bobcats	112-80	32	03/11/05	at Philadelphia
Chicago Bulls	121-80	41	11/11/80	at Chicago
Cleveland Cavaliers	141-87	54	11/02/70	at Philadelphia
Dallas Mavericks	133-101	32	02/23/83	at Philadelphia
Denver Nuggets	132-101	31	11/05/77	at Philadelphia
Fort Wayne/Detroit Pistons	114-75	39	03/25/81	at Philadelphia
S.F./G.S. Warriors	137-91	46	12/14/68	at Philadelphia
S.D./Houston Rockets	134-103	31	03/05/68	at Philadelphia
Indiana Pacers	130-103	27	11/13/80	at Indiana
Buf/S.D./L.A. Clippers	149-118	31	03/29/78	at Philadelphia
Minn./L.A.Lakers	98-67	31	11/02/51	at Syracuse
Vancouver/Memphis Grizzlies	120-101	19	4/10/10	at Memphis
Miami Heat	139-108	31	02/22/89	at Miami
Milwaukee Bucks	136-92	44	11/16/68	at Philadelphia
Minnesota Timberwolves	109-71	38	11/25/94	at Minnesota
New Jersey Nets	142-107	35	02/05/86	at Philadelphia
Charlotte/New Orleans Hornets	95-74	21	12/01/00	at Philadelphia
	105-87	21	11/25/02	at Philadelphia
New York Knicks	162-100	62*	12/25/60	at Syracuse
Orlando Magic	112-88	24	01/31/92	at Philadelphia
Phoenix Suns	159-125	34	02/15/70	at Philadelphia
Portland Trail Blazers	88-60	28	03/06/03	at Portland
Roch/Cin/K.C./Sacramento Kings	124-87	37	11/16/60	at Syracuse
San Antonio Spurs	135-102	33	01/07/81	at Philadelphia
Seattle SuperSonics/Oklahoma City	160-122	38	12/20/67	at Seattle
Toronto Raptors	107-78	29	04/19/98	at Toronto
Utah Jazz	114-89	25	02/05/90	at Philadelphia
Chi/Balt/Washington Wizards	143-104	39	11/12/76	at Philadelphia

\* denotes largest margin of victory in franchise history

OPPONENT	WORST LOSS	POINT MARGIN	DATE	SITE
Tri/STL/Atlanta Hawks	93-105	42	04/05/89	at Atlanta
Boston Celtics	87-124	37	12/20/87	at Boston
Charlotte Bobcats	3/31/10	19	3/31/10	at Charlotte
Chicago Bulls	104-148	44	11/19/71	at Chicago
Cleveland Cavaliers	67-110	43	01/15/94	at Cleveland
Dallas Mavericks	83-102	19	01/04/03	at Dallas
Denver Nuggets	75-105	30	02/23/95	at Denver
Fort Wayne/Detroit Pistons	78-115	37	12/20/97	at Detroit
Phila/S.F./G.S. Warriors	51-108	43	11/09/61	at Philadelphia
S.D./Houston Rockets	74-124	50	03/18/07	at Philadelphia
Indiana Pacers	88-133	45	04/22/94	at Indiana
Buf/S.D./L.A. Clippers	105-130	25	12/27/75	at Buffalo
Minn./L.A.Lakers	103-143	40	11/10/71	at Philadelphia
	95-135	40	11/19/72	at Los Angeles
Vancouver/Memphis Grizzlies	102-118	16	01/17/07	at Memphis
Miami Heat	83-120	37	03/05/94	at Miami
Milwaukee Bucks	95-128	33	04/15/87	at Milwaukee
Minnesota Timberwolves	84-119	35	12/08/04	at Philadelphia
New Jersey Nets	89-123	34	01/15/86	at Philadelphia
Charlotte/New Orleans Hornets	84-136	52	02/27/92	at Charlotte
New York Knicks	91-139	48	11/29/72	at Philadelphia
	82-130	48	04/21/94	at New York
	83-129	46	02/17/95	at Orlando
Orlando Magic	97-127	30	11/14/86	at Phoenix
Portland Trail Blazers	104-146	42	11/05/76	at Portland
Roch/Cin/K.C./Sacramento Kings	98-154	56**	01/02/93	at Sacramento
San Antonio Spurs	72-105	32	12/01/04	at San Antonio
Seattle SuperSonics/Oklahoma City	93-149	56**	03/06/93	at Seattle
Toronto Raptors	90-112	22	04/02/97	at Philadelphia
Utah Jazz	69-98	29	12/28/02	at Utah
Chi/Balt/Washington Wizards	75-108	33	02/09/74	at Capital

\*\* denotes largest margin of defeat in franchise history

# History



## RECORD BREAKDOWN

### ALL-TIME RECORD BY DIVISION

The NBA divided into four divisions - Atlantic, Central, Midwest and Pacific - beginning in 1970-71 until 2003-04

1970-71	1979-80	1988-89	1997-98	2005-06
Atlantic .....10-6	Atlantic .....19-5	Atlantic .....19-11	Atlantic .....7-17	Atlantic .....10-6
Central .....13-9	Central .....25-11	Central .....12-14	Central .....9-21	Central .....6-12
Midwest .....9-11	Midwest .....7-3	Midwest .....8-4	Midwest .....7-7	Midwest .....6-12
Pacific .....15-9	Pacific .....8-4	Pacific .....7-7	Pacific .....8-6	Pacific .....5-5
				Southwest .....6-4
				Southwest .....6-4
				2006-07
				Atlantic .....9-7
				Central .....6-12
				Southwest .....9-9
				Pacific .....5-5
				Southwest .....6-4
				2007-08
				Atlantic .....7-9
				Central .....9-9
				Southwest .....9-9
				Northwest .....5-5
				Pacific .....4-6
				Southwest .....6-4
				2008-09
				Atlantic .....6-10
				Central .....10-8
				Southwest .....9-9
				Northwest .....4-6
				Pacific .....7-3
				Southwest .....5-5
				2009-10
				Atlantic .....7-9
				Central .....5-13
				Southwest .....2-16
				Northwest .....6-4
				Southwest .....3-7
				Pacific .....4-6
				2003-04
				Atlantic .....10-14
				Central .....13-17
				Midwest .....4-10
				Pacific .....6-8
				2004-05
				Atlantic .....8-8
				Central .....13-5
				Southwest .....12-6
				Northwest .....4-6
				Pacific .....4-6
				Southwest .....1-8
				2002-03
				Atlantic .....17-7
				Central .....18-12
				Midwest .....7-7
				Pacific .....6-8
				2001-02
				Atlantic .....14-11
				Central .....17-12
				Midwest .....5-9
				Pacific .....7-7
				2000-01
				Atlantic .....18-6
				Central .....22-8
				Midwest .....8-6
				Pacific .....8-6
				2001-02
				Atlantic .....11-17
				Central .....7-21
				Midwest .....4-8
				Pacific .....4-10
				2002-03
				Atlantic .....7-21
				Central .....10-18
				Midwest .....5-7
				Pacific .....3-11
				2003-04
				Atlantic .....12-16
				Central .....4-24
				Midwest .....2-10
				Pacific .....6-8
				2004-05
				Atlantic .....5-19
				Central .....7-23
				Midwest .....5-9
				Pacific .....1-3
				2005-06
				Atlantic .....12-12
				Central .....13-21
				Midwest .....6-6
				Pacific .....5-7
				2006-07
				Atlantic .....12-12
				Central .....13-21
				Midwest .....6-6
				Pacific .....5-7
				2007-08
				Atlantic .....11-14
				Central .....3-26
				Midwest .....5-9
				Pacific .....3-11

### ALL-TIME RECORD VERSUS THE EASTERN & WESTERN CONFERENCE

1970-71	1980-81	1990-91	2000-01
East .....23-15	East .....42-16	East .....32-22	East .....40-14
West .....24-20	West .....20-4	West .....12-16	West .....16-12
			2001-02
			East .....31-23
			West .....12-16
			2002-03
			East .....35-19
			West .....13-15
			2003-04
			East .....23-31
			West .....10-18
			2004-05
			East .....33-19
			West .....10-20
			2005-06
			East .....22-30
			West .....16-14
			2006-07
			East .....24-28
			West .....11-19
			2007-08
			East .....25-27
			West .....15-15
			2008-09
			East .....25-27
			West .....16-14
			2009-10
			East .....14-38
			West .....13-17





# History



## ALL-TIME HIGH & LOW SCORES

	HIGH	DATE	SITE	LOW	DATE	SITE
Tri/Mil/StL/Atlanta Hawks	144	2/23/61	at Philadelphia	68	12/27/51	at Syracuse
				68	1/30/53	at Milwaukee
				68	2/23/54	vs. Milwaukee
				68	2/26/54	at Milwaukee
Boston Celtics	150	3/6/70	at Philadelphia	65	3/28/04	at Boston
Charlotte Bobcats	119	12/9/05	at Philadelphia	83	1/13/07	at Charlotte
Chicago Bulls	145	11/18/66	at Boston	74	11/1/97	at Chicago
		11/10/82	at Philadelphia			
Cleveland Cavaliers	148	1/2/72	at Cleveland	67	1/15/94	at Cleveland
Dallas Mavericks	133	2/23/83	at Philadelphia	79	12/15/06	at Dallas
Denver Nuggets	149	3/30/90	at Philadelphia	75	2/23/95	at Denver
Fort Wayne/Detroit Pistons	162	2/8/63	at Detroit	64	1/12/50	at Fort Wayne
S.F./Golden State Warriors	163	3/10/63	at San Francisco	64	12/29/49	at Philadelphia
S.D./Houston Rockets	159	1/25/70	at Philadelphia	66	11/17/03	at Philadelphia
Indiana Pacers	134	11/7/84	at Philadelphia	74	11/9/03	at Philadelphia
				74	2/28/04	at Indiana
Buf/S/D/L.A. Clippers	149	3/29/78	at Philadelphia	77	3/20/01	at Los Angeles
Minneapolis/L.A. Lakers	158	3/18/68	at Philadelphia	65	11/5/53	at Syracuse
Vancouver/Memphis Grizzlies	120	4/10/10	at Memphis	79	3/16/04	at Memphis
Miami Heat	139	2/22/89	at Miami	57	2/21/96	at Philadelphia
Milwaukee Bucks	143	3/3/69	at Milwaukee	76	1/5/04	at Philadelphia
Minnesota Timberwolves	119 (2x)	2/9/10	at Philadelphia	74	10/30/01	at Minnesota
New Jersey Nets	142	2/5/86	at Philadelphia	67	4/5/09	at New Jersey
Charlotte/New Orleans Hornets	125	2/7/94	at Philadelphia	66	4/5/95	at Charlotte
New York Knicks	162	12/25/60	at New York	60	3/13/54	at New York
Orlando Magic	129	2/26/90	at Philadelphia	70	1/14/95	at Orlando
Phoenix Suns	159	2/15/70	at Philadelphia	71	3/23/01	at Phoenix
Portland Trail Blazers	153	2/19/86	at Philadelphia	71	3/25/96	at Portland
K.C./Cinn./Roch./Sacramento Kings	147	3/19/71	at Philadelphia	63	12/10/49	at Philadelphia
San Antonio Spurs	135	1/7/81	at Philadelphia	72	12/1/04	at San Antonio
		3/24/89	at Philadelphia			
Seattle SuperSonics/Oklahoma City	160	12/20/67	at Seattle	73	1/2/98	at Seattle
Toronto Raptors	123	4/3/10	at Philadelphia	70	3/31/02	at Toronto
New Orleans/Utah Jazz	132	2/19/82	at Philadelphia	69	12/28/02	at Utah
Chi./Balt./Washington Wizards	149	12/7/62	vs. Chicago	75	2/9/74	at Capital
		2/24/67	at Pittsburgh			

### 76ERS HIGHEST SCORING GAMES

	DATE	W/L	SIXERS	OPP	SITE	OPP. CITY
1.	3/10/63	W	163	148	H	San Francisco
2.	2/8/63	W	162	135	A	Detroit
	12/25/60	W	162	100	H	New York
4.	12/20/67	W	160	122	A	Seattle
5.	1/25/70	W	159	131	H	San Diego
	2/15/70	W	159	125	H	Phoenix
7.	3/18/68	W	158	128	H	Los Angeles
8.	2/19/86	W	153	133	H	Portland
9.	3/2/63	W	152	128	H	Detroit
10.	3/6/70	W	150	134	H	Boston
	2/21/62	W	150	109	H	Philadelphia
	12/13/59	W	150	121	H	Philadelphia

### 76ERS LOWEST SCORING GAMES

(includes only games since the shot clock was installed in 1954-55)

	DATE	W/L	SIXERS	OPP	SITE	OPP. CITY
1.	2/21/96	L	57	66	H	Miami
2.	3/28/04	L	65	89	A	Boston
3.	1/25/55	L	66	69	H	Fort Wayne
	4/5/95	L	66	84	A	Charlotte
	11/17/03	L	66	74	H	Houston
	2/23/04	L	66	76	H	Detroit
7.	1/15/94	L	67	110	A	Cleveland
	2/19/99	L	67	78	H	New York
	4/5/09	L	67	96	A	New Jersey
9.	2/20/99	L	69	76	H	Atlanta
	12/28/02	L	69	98	A	Utah
	3/14/04	L	69	85	A	Detroit
	3/20/04	L	69	101	A	Miami

# History



## OPPONENTS ALL-TIME HIGH & LOW SCORES

	HIGH	DATE	SITE	LOW	DATE	SITE
Tri/Mil/StL/Atlanta Hawks	149	1/30/93	at Atlanta	59	11/10/53	at Milwaukee
Boston Celtics	148	1/19/63	at Philadelphia	65	2/17/53	at Syracuse
Charlotte Bobcats	115	12/9/05	at Philadelphia	63	11/7/07	at Philadelphia
Chicago Bulls	148	11/19/71	at Philadelphia	67	3/14/01	at Chicago
Cleveland Cavaliers	131	3/20/73	at Cleveland	68	11/23/01	at Philadelphia
Dallas Mavericks	125	1/14/04	at Dallas	76	2/11/08	at Philadelphia
Denver Nuggets	134	2/27/82	at Denver	71	12/16/02	at Philadelphia
Fort Wayne/Detroit Pistons	146	1/12/63	at Syracuse	60	1/5/54	at Fort Wayne
S.F./Golden State Warriors	151	11/9/61	at Philadelphia	61	11/1/53	at Philadelphia
S.D./Houston Rockets	149	2/16/93	at Houston	73	12/8/99	at Philadelphia
Indiana Pacers	136	4/6/79	at Indianapolis	81	1/28/01	at Indiana
				81	2/28/04	at Indiana
Buf/S/D/L.A. Clippers	130	12/27/75	at Buffalo	75	12/31/02	at Los Angeles
Minneapolis/L.A. Lakers	154	12/19/71	at Los Angeles	65	1/29/53	at Minneapolis
Vancouver/Memphis Grizzlies	107	2/26/03	at Philadelphia	79	12/9/00	at Vancouver
Miami Heat	128	11/20/92	at Philadelphia (3OT)	66	2/21/96	at Philadelphia
Milwaukee Bucks	142	1/29/71	at Philadelphia	69	1/30/08	at Philadelphia
Minnesota Timberwolves	125	11/10/89	at Minneapolis (OT)	71	11/25/94	at Minnesota
New Jersey Nets	129	2/17/89	at Philadelphia (OT)	79 (3x)	1/31/10	at New Jersey
Charlotte/New Orleans Hornets	136	2/27/92	at Charlotte	66	2/5/99	at Charlotte
New York Knicks	152	12/11/59	at New York	61	2/17/52	at Syracuse
Orlando Magic	129	2/17/95	at Orlando	73	12/22/03	at Philadelphia
Phoenix Suns	143	1/6/79	at Philadelphia (OT)	81	1/2/02	at Phoenix
Portland Trail Blazers	146	11/5/76	at Portland	60	3/6/03	at Portland
K.C./Cinn./Roch./Sacramento Kings	154	1/2/93	at Sacramento	63	1/14/51	at Syracuse
San Antonio Spurs	131	4/6/77	at San Antonio	77	1/3/04	at San Antonio
Seattle SuperSonics/Oklahoma City	149	3/6/93	at Seattle	77	1/4/02	at Seattle
Toronto Raptors	128 (2x)	4/3/10	at Philadelphia	72	3/31/02	at Philadelphia
New Orleans/Utah Jazz	126	3/19/75	at Philadelphia	76	1/16/77	at Philadelphia
Chi./Balt./Washington Wizards	143	3/14/65	at Baltimore	73	11/16/99	at Washington

### TOP 10 OPPONENTS HIGHEST SCORING GAMES

	DATE	W/L	SIXERS	OPP	SITE	OPP. CITY
1.	12/19/71	L	132	154	A	Los Angeles
	1/2/93	L	98	154	A	Sacramento
3.	12/11/59	L	121	152	A	New York
4.	11/9/61	L	108	151	A	Philadelphia
	2/13/70	L	106	151	H	New York (N.B.A.)
6.	1/30/93	L	123	149	A	Atlanta
	2/16/93	L	111	149	A	Houston
	3/6/93	L	93	149	A	Seattle
9.	3/10/63	W	163	148	H	San Francisco
	1/19/63	W (OT)	149	148	H	Boston
	11/19/71	L	104	148	H	Chicago

### TOP 10 OPPONENTS LOWEST SCORING GAMES

(includes only games since the shot clock was installed in 1954-55)

	DATE	W/L	SIXERS	OPP	SITE	OPP. CITY
1.	3/6/03	W	88	60	A	Portland
2.	11/7/07	W	94	63	H	Charlotte
3.	2/15/55	W	92	66	H	Milwaukee
	2/5/99	W	78	66	A	Charlotte
	2/21/96	L	57	66	H	Miami
6.	3/14/01	W	85	67	A	Chicago
	4/9/99	W	83	67	A	Boston
	11/24/00	W	76	67	A	Atlanta
	4/19/99	W	72	67	H	New York
10.	11/23/01	W	79	68	H	Cleveland
11.	1/30/08	W	112	69	H	Milwaukee
	2/28/01	W	79	69	H	Miami
	1/25/55	L	66	69	H	Fort Wayne







# History



## ALL-TIME OVERTIME RECORD (BY OPPONENT)

### 76ERS OVERTIME STATISTICS

Most OT games in a season .....14 (1990-91, NBA Record)  
 Most OT wins in a season .....8 (1990-91, ties NBA record set by Milwaukee in 1977-78)  
 Most OT losses in a season .....7 (1987-88)  
 All-time OT record .....145-138 (122-124 in OT; 16-13 in 2 OT; 6-1 in 3 OT; 1-0 in 5 OT)

\*Note: The five overtimes vs. Anderson on Nov. 24, 1949 (125-123 win) ranks second in NBA history for most overtime periods in game.

76ERS OVERTIME YEAR-BY-YEAR RECORD					
SEASON	REC	H	A	N	
1949-50	2-2	1-1	1-1	--	
1950-51	4-4	--	4-4	--	
1951-52	4-1	1-0	3-1	--	
1952-53	4-4	1-0	3-4	--	
1953-54	4-2	2-1	2-1	--	
1954-55	2-0	1-0	--	1-0	
1955-56	3-4	1-4	2-0	--	
1956-57	3-0	--	2-0	1-0	
1957-58	1-0	1-0	--	--	
1958-59	2-4	0-3	2-1	--	
1959-60	1-2	--	0-1	1-1	
1960-61	0-4	0-1	0-2	0-1	
1961-62	0-3	--	0-1	0-2	
1962-63	1-0	1-0	--	--	
1963-64	1-0	1-0	--	--	
1964-65	1-2	0-1	0-1	1-0	
1965-66	2-0	--	1-0	1-0	
1966-67	3-0	1-0	2-0	--	
1967-68	1-2	0-2	1-0	--	
1968-69	1-3	1-1	0-2	--	
1969-70	0-2	0-1	0-1	--	
1970-71	2-1	--	2-1	--	
1971-72	0-3	0-2	0-1	--	
1972-73	0-1	--	--	0-1	
1973-74	1-1	1-0	--	0-1	
1974-75	2-2	1-2	1-0	--	
1975-76	3-2	2-1	1-1	--	
1976-77	2-1	2-0	0-1	--	
1977-78	2-4	2-1	0-3	--	
1978-79	3-2	2-1	1-1	--	
1979-80	4-2	--	4-2	--	
1980-81	4-2	2-0	2-2	--	
1981-82	3-3	1-1	2-2	--	
1982-83	5-0	4-0	1-0	--	
1983-84	5-4	2-0	3-4	--	
1984-85	1-3	0-2	1-1	--	
1985-86	5-4	2-2	3-2	--	
1986-87	4-3	4-2	0-1	--	
1987-88	2-7	2-2	0-5	--	
1988-89	2-2	2-2	0-0	--	
1989-90	2-3	1-0	1-3	--	
1990-91	8-6	5-2	3-4	--	
1991-92	1-2	1-2	--	--	
1992-93	3-5	2-2	1-3	--	
1993-94	2-3	2-1	0-2	--	
1994-95	1-4	1-3	0-1	--	
1995-96	1-1	--	1-1	--	
1996-97	1-3	0-2	1-1	--	
1997-98	0-3	0-1	0-2	--	
1998-99	3-3	2-1	1-2	--	
1999-00	5-0	3-0	2-0	--	
2000-01	3-3	0-3	3-0	--	
2001-02	2-0	2-0	0-0	--	
2002-03	4-3	3-2	1-1	--	
2003-04	2-3	1-1	1-2	--	
2004-05	4-3	4-1	1-2	--	
2005-06	4-3	4-2	0-1	--	
2006-07	5-2	4-0	1-2	--	
2007-08	1-2	0-1	1-1	--	
2008-09	3-0	0-0	3-0	--	
TOTALS	142-138	76-57	62-75	5-6	

### ATLANTA HAWKS (6-10)

DATE	W/L	76ERS	OPP	OT	H/A
03/18/50	W	89	88	OT	A
12/01/53	W	76	69	OT	A
03/11/59	L	130	132	OT	H
01/15/60	L	140	141	OT	A
03/31/78	L	110	111	OT	A
03/11/80	W	102	97	OT	A
12/02/80	L	108	112	OT	A
11/02/85	L	113	114	OT	A
03/05/86	L	114	122	OT	H
04/15/88	L	101	103	OT	H
03/12/91	W	133	129	2OT	A
04/11/95	L	106	110	OT	H
01/29/98	L	99	109	OT	A
03/27/99	L	99	103	OT	A
04/06/04	W	103	100	OT	A
4/8/07	W	109	104	OT	H

### BOSTON CELTICS (14-11)

DATE	W/L	76ERS	OPP	OT	H/A
02/02/51	L	90	96	OT	A
03/11/54	W	97	95	OT	H
01/07/56	L	99	105	OT	H
02/01/59	L	137	139	OT	A
01/05/60	W	145	143	OT	H
01/12/61	L	118	124	OT	H
03/12/61	L	134	136	OT	H
01/19/63	W	149	148	OT	H
03/08/67	W	115	113	OT	A
11/30/68	L	113	117	OT	H
02/09/69	L	117	122	OT	A
01/05/74	L	102	108	OT	N
03/20/76	L	96	103	OT	H
11/01/80	W	117	113	OT	H
12/19/81	W	123	118	OT	H
04/11/82	L	109	110	OT	H
11/06/82	W	119	115	2OT	H
12/04/83	W	121	114	OT	A
03/25/84	W	119	114	2OT	H
04/05/87	W	106	104	OT	H
03/28/89	W	117	115	OT	H
03/27/94	L	122	124	OT	A
01/22/97	W	127	125	OT	A
03/24/00	W	117	115	2OT	H
01/13/06	W	125	124	3OT	H

### CHICAGO BULLS (8-2)

DATE	W/L	76ERS	OPP	OT	H/A
12/28/77	W	129	125	OT	H
11/17/79	L	103	106	OT	A
12/12/81	W	117	114	OT	A
01/17/86	W	120	118	OT	A
04/10/87	W	98	96	OT	H
01/27/88	L	109	119	OT	H
04/07/91	W	114	111	OT	A
12/08/93	W	95	88	OT	H
02/12/03	W	119	111	OT	H
12/2/08	W	103	95	OT	A
2/3/10	W	106	103	OT	H

### CLEVELAND CAVALIERS (6-4)

DATE	W/L	76ERS	OPP	OT	H/A
01/12/73	L	109	113	2OT	N
02/11/81	W	122	120	OT	H
02/23/84	L	109	116	OT	A
03/17/86	W	118	112	OT	A
02/05/92	L	108	110	OT	H

(Cleveland Cavaliers continued)

12/03/99	W	102	100	OT	A
03/14/00	W	98	97	OT	A
11/15/03	L	88	91	OT	A
1/24/07	W	118	115	2OT	A
4/15/09	W	111	110	OT	A

### DALLAS MAVERICKS (1-2)

DATE	W/L	76ERS	OPP	OT	H/A
12/29/82	W	126	116	OT	A
02/15/84	L	116	119	2OT	A
01/14/04	L	122	125	2OT	A

### DENVER NUGGETS (2-0)

DATE	W/L	76ERS	OPP	OT	H/A
03/09/77	W	129	125	2OT	H
11/15/78	W	109	103	OT	H

### DETROIT PISTONS (10-10)

DATE	W/L	76ERS	OPP	OT	H/A
03/06/52	W	83	81	2OT	A
03/04/53	W	75	73	OT	A
02/06/54	W	93	87	OT	H
11/05/55	W	114	113	OT	H
02/27/56	W	98	95	OT	A
12/04/56	L	97	105	OT	H
02/11/59	L	114	118	OT	H
01/05/62	L	135	138	OT	N
01/22/65	W	109	103	OT	H
11/07/69	L	128	134	2OT	A
12/19/75	W	115	114	OT	A
02/21/79	L	99	106	OT	A
11/14/84	L	133	137	OT	H
10/30/85	W	132	125	OT	H
02/15/86	L	133	134	OT	A
02/11/87	L	113	123	OT	H
03/02/90	L	112	115	OT	A
05/05/99	W	105	100	OT	H
12/20/99	W	122	121	OT	H
01/08/03	L	94	103	OT	H

### GOLDEN ST. WARRIORS (6-10)

DATE	W/L	76ERS	OPP	OT	H/A
12/28/50	L	88	91	OT	A
01/25/52	L	94	95	OT	A
11/01/52	L	84	86	OT	A
02/11/54	L	74	76	2OT	A
01/19/55	W	98	97	OT	A
10/27/56	W	109	103	2OT	H
12/29/56	W	104	103	OT	A
01/13/60	L	131	132	OT	H
01/21/62	L	132	139	OT	N
11/12/63	W	106	102	OT	H
12/18/65	W	120	116	OT	A
03/03/77	L	119	121	OT	A
11/25/77	W	125	119	OT	H
01/18/91	L	138	141	OT	H
01/03/97	L	114	122	OT	A
11/24/07	L	98	100	OT	H

### HOUSTON ROCKETTS (4-3)

DATE	W/L	76ERS	OPP	OT	H/A
11/24/68	L	128	135	OT	A
12/01/73	W	108	106	OT	H
04/05/76	W	130	129	OT	H
12/03/77	L	116	120	OT	A
01/06/90	L	119	124	OT	A
01/24/01	W	85	84	OT	A
11/15/02	W	112	106	OT	H

### INDIANA PACERS (7-6)

DATE	W/L	76ERS	OPP	OT	H/A
12/10/77	L	108	114	OT	A
11/03/79	W	120	114	2OT	A
11/27/81	W	124	112	OT	A
04/08/83	W	126	118	OT	H
10/29/83	W	124	112	OT	A
11/04/86	L	121	125	2OT	A
01/27/93	L	125	127	OT	H
01/14/94	W	104	102	OT	H
01/28/95	L	103	106	OT	A
01/28/98	L	90	93	OT	H
04/17/01	W	111	105	OT	A
01/06/03	L	104	105	OT	H
11/12/05	W	106	104	OT	H

### L.A. CLIPPERS (3-1)

DATE	W/L	76ERS	OPP	OT	H/A
02/04/75	W	111	105	OT	A
11/13/83	W	124	116	OT	H
11/06/02	W	101	99	OT	H
11/18/06	L	97	103	OT	A
12/19/09	L	101	112	OT	H

### L.A. LAKERS (8-9)

DATE	W/L	76ERS	OPP	OT	H/A
11/15/50	L	71	72	OT	A
12/05/51	W	83	81	OT	A
01/17/52	W	110	105	3OT	H
01/23/52	W	99	97	OT	H
12/15/55	L	133	135	3OT	H
12/11/58	W	101	99	OT	A
12/06/61	L	121	123	OT	H
12/05/67	L	122	128	OT	H
02					



# History



## LONGEST WINNING & LOSING STREAK

### LONGEST SINGLE-SEASON WINNING STREAKS

#### WIN STREAK / OVERALL

STREAK	BEGIN	END
14	12/21/1982	01/21/1983
13	12/22/1984	01/16/1985
12	11/12/1949	12/08/1949
12	10/15/1980	11/11/1980
12	01/13/1990	02/05/1990
11	03/03/1966	03/20/1966
11	11/24/1966	12/10/1966
11	12/13/1966	01/04/1967
10	11/15/1977	11/30/1977
10	11/13/1980	11/29/1980
10	12/03/1980	12/26/1980
10	12/03/1982	02/23/1982
10	11/10/1981	12/01/1981
10	02/06/1983	03/01/1983
10	10/31/2000	11/20/2000

#### WIN STREAK / HOME GAMES

STREAK	BEGIN	END
25	12/17/1977	04/05/1978
24	11/27/1982	03/23/1983
22	10/15/1966	02/20/1967
22	11/15/1980	02/11/1981
20	11/02/1952	01/22/1953

#### WIN STREAK / ROAD GAMES

STREAK	BEGIN	END
13	12/08/2000	01/28/2001
11	10/15/1980	11/26/1980
10	12/14/1984	01/15/1985
8	12/13/1966	01/18/1967
7	10/31/1981	12/01/1981
7	12/26/1982	01/18/1983

### LONGEST SINGLE-SEASON LOSING STREAKS

#### LOSING STREAK / OVERALL

STREAK	BEGIN	END
20	01/09/1973	02/11/1973
15	10/10/1972	11/10/1972
15	02/09/1994	03/11/1994
14	12/07/1972	01/06/1973
13	03/02/1973	03/25/1973
13	12/28/1996	01/20/1997
12	11/20/2009	12/11/2009
12	11/25/2006	12/20/2006
11	11/14/1995	12/05/1995
10	03/15/1994	04/03/1994
10	12/04/1996	12/21/1996

#### LOSING STREAKS / HOME GAMES

STREAK	BEGIN	END
12	12/09/1996	01/24/1997
11	02/09/1994	04/03/1994
11	11/17/2006	12/16/2006
10	10/11/1972	12/01/1972
10	12/08/1972	02/03/1973
9	12/22/1995	01/26/1996

#### LOSING STREAKS/ ROAD GAMES

STREAK	BEGIN	END
20	12/28/1987	03/04/1988
15	01/09/1973	03/20/1973
12	10/10/1972	11/19/1972
11	12/21/1973	02/09/1974
9	02/15/1994	03/11/1994
9	11/04/1995	12/13/1995
9	02/09/1996	03/30/1996

# History



## YEAR-BY-YEAR TOTAL ATTENDANCE

REGULAR SEASON			PLAYOFFS		OVERALL	HOME
SEASON	GP	TOTAL	AVG.	GP	TOTAL	BIGGEST CROWD
1963-64	.80	352,813	4,410	5	30,087	382,900
1964-65	.80	478,728	5,984	11	111,884	590,612
1965-66	.80	632,493	7,906	5	53,458	685,951
1966-67	.81	714,344	8,819	15	159,495	873,829
1967-68	.82	788,482	9,616	13	171,191	959,673
1968-69	.82	715,325	8,723	5	66,407	781,732
1969-70	.82	647,177	7,899	5	61,690	708,867
1970-71	.82	669,620	8,166	7	56,563	726,183
1971-72	.82	674,382	8,224	—	—	674,382
1972-73	.82	522,795	6,376	—	—	522,795
1973-74	.82	508,288	6,198	—	—	508,288
1974-75	.82	664,051	8,098	—	—	664,051
1975-76	.82	955,864	11,657	3	39,488	999,352
1976-77	.82	1,265,943	15,438	19	305,050	1,570,993
1977-78	.82	1,244,053	15,171	10	171,233	1,415,286
1978-79	.82	1,100,983	13,427	9	120,522	1,221,505
1979-80	.82	1,057,224	12,893	18	299,164	1,356,388
1980-81	.82	1,031,692	12,582	16	212,547	1,244,239
1981-82	.82	1,082,222	13,198	21	318,558	1,400,780
1982-83	.82	1,268,425	15,469	13	216,641	1,485,066
1983-84	.82	1,197,350	14,602	5	77,005	1,274,355
1984-85	.82	1,204,455	14,688	13	171,371	1,375,826
1985-86	.82	1,104,429	13,469	12	155,189	1,259,568
1986-87	.82	1,266,995	15,451	5	62,981	1,329,976
1987-88	.82	1,098,116	13,392	—	—	1,098,116
1988-89	.82	1,213,533	14,799	3	55,418	1,268,951
1989-90	.82	1,242,986	15,158	10	177,442	1,420,428
1990-91	.82	1,294,624	15,788	8	137,159	1,431,783
1991-92	.82	1,248,972	15,231	—	—	1,248,972
1992-93	.82	1,159,652	14,142	—	—	1,159,652
1993-94	.82	1,176,196	14,344	—	—	1,176,196
1994-95	.82	1,173,665	14,313	—	—	1,173,665
1995-96	.82	1,213,440	14,798	—	—	1,213,440
1996-97	.82	1,349,085	16,452	—	—	1,349,085
1997-98	.82	1,368,957	16,695	—	—	1,368,96
1998-99	.50	894,843	17,897	8	148,328	1,043,171
1999-00	.82	1,467,532	17,897	10	185,772	1,653,304
2000-01	.82	1,567,588	19,117	23	463,716	2,031,304
2001-02	.82	1,610,514	19,640	5	97,465	1,707,979
2002-03	.82	1,561,842	19,047	12	239,884	1,801,726
2003-04	.82	1,512,708	18,448	—	—	1,512,708
2004-05	.82	1,467,971	17,902	5	99,029	1,567,000
2005-06	.82	1,440,987	17,573	—	—	1,440,987
2006-07	.82	1,340,443	16,347	—	—	1,340,443
2007-08	.82	1,316,181	16,051	6	117,510	1,433,691
2008-09	.82	1,358,729	16,567	4	102,030	1,460,759
2009-10	.82	1,275,669	15,557	—	—	1,275,669

History

### LONGEST 76ERS WINNING STREAKS

Overall 2-Season ... (18) 3/3/66 to 11/4/66; last 11 games in 1965-66 and first 7 games in 1966-67

Same Season ... (14) 12/21/82 to 1/21/83

Home ... (36) 1/14/66 to 1/20/67

Road ... (13) 12/8/00 to 1/28/01

Neutral ... (14) 3/3/67 to 12/8/68

Start of Season ... (10) 10/31/00 to 11/20/00

End of Season ... (11) 3/3/66 to 3/20/66

### LONGEST 76ERS LOSING STREAKS

Overall ... (20) 1/9/73 to 2/11/73

Home ... (13) 3/21/72 to 12/1/72

Road ... (20) 12/28/87 to 3/4/88

Neutral ... (8) 11/24/72 to 2/23/73

Start of Season ... (15) 10/10/72 to 11/10/72

End of Season ... (13) 3/2/73 to 3/25/73

### TOP-10 LARGEST HOME CROWDS AT WELLS FARGO CENTER

ALL-GAMES		REGULAR SEASON ONLY		PLAYOFFS ONLY	
21,305	Chicago ... 04/17/98	21,305	Chicago ... 04/17/98	21,087	Milwaukee ... 05/30/01
21,257	Washington ... 04/16/03	21,257	Washington ... 04/16/03	21,046	Milwaukee ... 06/03/01
21,127	LA Lakers ... 12/20/02	21,127	LA Lakers ... 12/20/02	20,998	Milwaukee ... 05/24/01
21,104	Chicago ... 01/15/98	21,104	Chicago ... 01/15/98	20,969	Indiana ... 05/19/00
21,087	Milwaukee* ... 05/30/01	21,068	Sacramento ... 02/26/05	20,939	Toronto ... 05/16/01
21,068	Sacramento ... 02/26/05	21,061	Chicago ... 03/12/97	20,930	Indiana ... 05/21/99
21,061	Chicago ... 03/12/97	21,060	L.A. Lakers ... 02/20/00	20,900	L.A. Lakers ... 06/10/01
21,060	LA Lakers ... 02/20/00	21,005	L.A. Lakers ... 02/14/00	20,896	L.A. Lakers ... 06/13/01
21,046	Milwaukee* ... 06/03/01	20,965	L.A. Lakers ... 02/05/04	20,892	Toronto ... 05/06/01
21,005	LA Lakers ... 02/14/00	20,958	Golden State ... 03/30/01	20,890	L.A. Lakers ... 06/15/01

\* denotes playoff game







# History



## ATTENDANCE FIGURES (HOME/ROAD BREAKDOWN)

HOME GAMES						ROAD GAMES						
HOME	GP	TOTAL	AVG.	PO	PO TOTAL	ALL GP	GP	TOTAL	AVG.	PO	PO TOTAL	ALL GP
1963-64	30	108,271	3,609	2	8,765	117,036	43	221,746	5,157	3	21,322	243,068
1964-65	25	108,729	4,349	5	43,517	152,246	48	334,403	6,967	6	68,367	402,770
1965-66	25	145,372	5,804	3	25,640	171,012	48	438,354	9,132	2	27,818	466,172
1966-67	30	246,275	8,224	8	78,275	324,550	43	403,889	9,393	7	81,220	485,109
1967-68	35	304,631	8,704	7	78,941	383,572	47	483,851	10,295	6	92,250	576,101
1968-69	34	361,161	10,622	3	38,639	399,800	45	339,152	7,537	2	27,768	366,920
1969-70	38	311,976	8,210	2	29,450	341,426	44	335,201	7,618	3	32,240	367,441
1970-71	39	336,815	8,636	3	26,607	363,422	43	332,805	7,739	4	29,956	362,761
1971-72	37	326,493	8,824	—	—	326,493	41	321,043	7,830	—	—	321,043
1972-73	31	182,921	5,901	—	—	182,921	41	305,142	7,442	—	—	305,142
1973-74	37	171,159	4,626	—	—	171,159	41	321,233	7,835	—	—	321,233
1974-75	41	296,721	7,237	—	—	296,721	41	367,330	8,959	—	—	367,330
1975-76	41	509,699	12,432	2	27,439	537,138	41	446,165	10,882	1	12,049	458,214
1976-77	41	632,949	15,438	0	174,115	807,064	41	632,994	15,438	9	130,935	763,929
1977-78	41	644,456	15,718	5	79,124	723,580	41	599,597	14,624	5	92,109	691,706
1978-79	41	506,485	12,353	4	52,324	558,809	41	594,488	14,500	5	68,198	662,728
1979-80	41	479,727	11,701	9	151,060	630,787	41	577,497	14,085	9	148,104	725,601
1980-81	41	469,355	11,448	8	109,190	578,545	41	562,337	13,715	8	103,357	665,694
1981-82	41	506,847	12,362	10	162,904	669,751	41	575,375	14,034	11	155,654	731,029
1982-83	41	646,788	15,775	7	22,615	769,403	41	621,637	15,162	6	91,026	712,663
1983-84	41	588,139	14,345	3	44,457	632,596	41	609,211	14,859	2	32,548	745,211
1984-85	41	572,569	13,965	6	81,256	653,825	41	631,886	15,412	7	90,115	722,001
1985-86	41	513,459	12,523	6	81,206	594,665	41	590,970	14,414	6	73,933	664,903
1986-87	41	587,748	14,335	2	29,825	617,573	41	679,247	16,567	3	33,156	712,403
1987-88	41	513,113	12,515	—	—	513,113	41	585,003	14,268	—	—	585,003
1988-89	41	558,292	13,617	1	16,236	576,460	41	655,241	15,981	2	39,182	694,423
1989-90	41	574,710	14,017	5	87,991	662,701	41	668,276	16,299	5	89,451	757,727
1990-91	41	634,210	15,469	3	51,921	686,131	41	660,414	16,108	5	85,238	745,652
1991-92	41	574,128	14,003	—	—	574,128	41	674,844	16,460	—	—	674,844
1992-93	41	515,284	12,568	—	—	515,284	41	644,368	15,716	—	—	644,368
1993-94	41	509,444	12,425	—	—	509,444	41	666,752	16,262	—	—	666,752
1994-95	41	507,809	12,386	—	—	507,809	41	665,856	16,240	—	—	665,856
1995-96	41	489,327	11,935	—	—	489,327	41	724,113	17,661	—	—	724,113
1996-97	41	626,478	15,280	—	—	626,478	41	722,607	17,265	—	—	722,607
1997-98	41	655,417	15,986	—	—	655,417	41	713,540	17,403	—	—	713,540
1998-99	25	436,444	17,458	4	83,198	519,642	25	458,399	18,336	4	65,130	523,529
1999-00	41	756,929	18,462	5	104,028	860,957	41	710,603	17,332	5	81,744	792,347
2000-01	41	805,692	19,651	13	271,595	1,077,287	41	761,896	18,583	10	192,121	954,017
2001-02	41	842,976	20,560	2	41,593	884,569	41	767,538	18,720	3	55,872	823,410
2002-03	41	807,097	19,685	6	121,523	928,620	41	754,745	18,408	6	118,361	873,106
2003-04	41	788,128	19,223	—	—	788,128	41	724,580	17,673	—	—	724,580
2004-05	41	732,686	17,870	2	32,801	765,487	41	735,285	17,934	3	66,228	801,513
2005-06	41	677,278	16,519	—	—	677,278	41	763,709	18,627	—	—	763,709
2006-07	41	608,603	14,844	—	—	608,603	41	731,840	17,850	—	—	731,840
2007-08	41	609,675	13,870	3	51,282	660,957	41	609,675	14,870	3	66,228	675,903
2008-09	41	647,898	15,802	3	49,647	697,545	41	710,831	17,337	3	52,383	763,214
2009-10	41	583,219	14,225	—	—	583,219	41	692,450	16,889	—	—	692,450

### BIGGEST & SMALLEST CROWDS

Biggest 76ers home crowd, ever	21,305 76ers vs. Chicago, April 17, 1998
Biggest 76ers home crowd, playoffs	21,087, 76ers vs. Milwaukee May 30, 2001
Smallest crowd, playoffs	4,255, 76ers vs. Cincinnati, March 28, 1964
Biggest 76ers crowd anywhere	52,745 at Pontiac, Michigan, February 14, 1987
Smallest Spectrum crowd	2,058, 76ers vs. Buffalo, February 6, 1974
Smallest Wells Fargo Center crowd	9,317 76ers vs. Charlotte, November 7, 2007



# Honors



# Honors



## ALL-NBA TEAM SELECTIONS

### FIRST TEAM ALL-NBA SELECTIONS

2004-05	Allen Iverson
2000-01	Allen Iverson
1998-99	Allen Iverson
1990-91	Charles Barkley
1989-90	Charles Barkley
1988-89	Charles Barkley
1987-88	Charles Barkley
1984-85	Moses Malone
1982-83	Moses Malone
1982-83	Julius Erving
1981-82	Julius Erving
1980-81	Julius Erving
1979-80	Julius Erving
1977-78	Julius Erving
1975-76	George McGinnis
1970-71	Billy Cunningham
1969-70	Billy Cunningham
1968-69	Billy Cunningham
1967-68	Wilt Chamberlain
1966-67	Wilt Chamberlain
1965-66	Wilt Chamberlain
1957-58	Dolph Schayes
1956-57	Dolph Schayes
1954-55	Dolph Schayes
1953-54	Dolph Schayes
1952-53	Dolph Schayes
1951-52	Dolph Schayes

### SECOND TEAM ALL-NBA SELECTIONS

2002-03	Allen Iverson
2001-02	Allen Iverson
2000-01	Dikembe Mutombo
1999-00	Allen Iverson
1991-92	Charles Barkley
1986-87	Charles Barkley
1985-86	Charles Barkley
1983-84	Moses Malone
1983-84	Julius Erving
1976-77	Julius Erving
1976-77	George McGinnis
1971-72	Billy Cunningham
1968-69	Hal Greer
1967-68	Hal Greer
1966-67	Hal Greer
1965-66	Hal Greer
1964-65	Hal Greer
1963-64	Hal Greer
1962-63	Hal Greer
1960-61	Larry Costello
1960-61	Dolph Schayes
1959-60	Dolph Schayes
1958-59	Dolph Schayes
1955-56	Dolph Schayes
1954-55	Paul Seymour
1953-54	Paul Seymour
1950-51	Dolph Schayes
1949-50	Dolph Schayes
1949-50	Al Cervi

### THIRD TEAM ALL-NBA SELECTIONS

2005-06	Allen Iverson
2001-02	Dikembe Mutombo

All-NBA teams selected by writers and broadcasters

### NBA MOST VALUABLE PLAYER

(Maurice Podoloff Trophy)

Selected by NBA players until 1979-80; by writers and broadcasters since 1980-81

2000-01	Allen Iverson
1982-83	Moses Malone
1980-81	Julius Erving
1967-68	Wilt Chamberlain
1966-67	Wilt Chamberlain
1965-66	Wilt Chamberlain

### IBM NBA COACH OF THE YEAR

(Red Auerbach Trophy)

Selected by writers and broadcasters

2000-01	Larry Brown
1965-66	Dolph Schayes

### GOT MILK? NBA ROOKIE OF THE YEAR

(Eddie Gottlieb Trophy)

Selected by writers and broadcasters

1996-97	Allen Iverson
---------	---------------

### NBA ALL-DEFENSIVE PERFORMERS

Selected by NBA coaches

#### First Team Selections

2000-01	Dikembe Mutombo
1985-86	Maurice Cheeks
1984-85	Maurice Cheeks
1983-84	Maurice Cheeks
1982-83	Maurice Cheeks
1982-83	Bobby Jones
1982-83	Moses Malone
1981-82	Bobby Jones
1981-82	Caldwell Jones
1980-81	Bobby Jones
1980-81	Caldwell Jones
1979-80	Bobby Jones
1978-79	Bobby Jones

#### Second Team Selections

2002-03	Eric Snow
2001-02	Dikembe Mutombo
1998-99	Theo Ratliff
1989-90	Rick Mahorn
1986-87	Maurice Cheeks
1984-85	Bobby Jones

### NBA ALL-ROOKIE PERFORMERS

Selected by NBA coaches

#### First Team Selections

2004-05	Andre Iguodala
1996-97	Allen Iverson
1995-96	Jerry Stackhouse
1988-89	Hersey Hawkins
1984-85	Charles Barkley*
1972-73	Fred Boyd*
1965-66	Billy Cunningham*
1964-65	Lucious Jackson*
1962-63	Chet Walker*

#### Second Team Selections

1997-98	Tim Thomas
1994-95	Sharone Wright
1993-94	Shawn Bradley
1992-93	Clarence Weatherspoon

\* NOTE: The first and second NBA All-Rookie Team selections began in 1988-89.

# Honors



## MISCELLANEOUS AWARD WINNERS

### NBA MOST IMPROVED PLAYER

Selected by writers and broadcasters

1994-95	Dana Barros
---------	-------------

### NBA DEFENSIVE PLAYER OF THE YEAR

Selected by writers and broadcasters

2000-01	Dikembe Mutombo
---------	-----------------

### NBA SIXTH MAN AWARD

Selected by writers and broadcasters

2000-01	Aaron McKie
1982-83	Bobby Jones

### IBM AWARD

Determined by computer formula

1987-88	Charles Barkley
1986-87	Charles Barkley
1985-86	Charles Barkley

### J. WALTER KENNEDY CITIZENSHIP AWARD

Selected by the Pro Basketball Writers Association

2009-10	Samuel Dalembert
2000-01	Dikembe Mutombo
1982-83	Julius Erving

### NBA SPORTSMANSHIP AWARD

Selected by writers and broadcasters

1999-00	Eric Snow
1989-99	Eric Snow (Atlantic Division Winner)

### ALL-TIME OLYMPIC PARTICIPANTS

PLAYER	YR(S)	YRS. WITH 76ERS
Allen Iverson	2004	1996-2006; 2009-10
Larry Brown	1964, 2004*	1997-03
Charles Barkley	1992, 1996	1984-92
Jeff Grayer	1988	1994-95
Hersey Hawkins	1988	1988-93
Leon Wood	1984	1984-86
Danny Vranes	1980	1986-88
Mike Bantom	1972	1981-82
Doug Collins	1972	1973-81
Bobby Jones	1972	1978-86
Melvin Counts	1964	1972-73
Luke Jackson	1964	1964-72
George Wilson	1964	1968-70
Darrall Imhoff	1960	1968-70

\*denotes head coach



Moses Malone

### NBA PLAYER OF THE MONTH

Allen Iverson	April, 2005
Allen Iverson	January, 2002
Allen Iverson	January, 2001
Allen Iverson	February, 1999
Charles Barkley	November, 1988
Charles Barkley	January, 1987
Moses Malone	February, 1983
Moses Malone *	December, 1982
Julius Erving	November, 1981
Julius Erving	November, 1980
Julius Erving	March, 1980

\* - shared with Larry Drew

### NBA Coach of the Month

Larry Brown	March 2003
Larry Brown	February, 2003
Larry Brown	November, 2000
Jim Lynam	January, 1990
Billy Cunningham	December, 1982

### NBA Rookie of the Month

Allen Iverson	April, 1997
Allen Iverson	November, 1996
Jerry Stackhouse	March, 1996

### NBA Player of the Week

Allen Iverson	20 times
2006-07: 1 (11/6/06); 2005-06: 3 (3/15/06, 1/17/06, 12/13/05); 2004-05: 4 (3/28/05, 3/7/05, 2/14/05, 12/27/04); 2003-04: 1 (11/16/03); 2002-03: 3 (3/17/03, 12/2/02, 11/25/02); 2001-02: 4 (3/3/02, 1/27/02, 1/20/02, 1/19/01); 2000-01: 2 (2/20/01, 1/8/01); 1998-99: --; 1997-98: 1 (1/18/98); 1996-97: 1 (4/13/97)	
Charles Barkley	6 times
1990-91: 1 (11/25/90); 1989-90: 1 (4/8/90); 1987-88: 1 (3/20/88); 1985-86: 3 (3/30/86, 3/2/86, 1/26/86)	
Moses Malone	2 times
1984-85: 1 (11/18/84); 1983-84: 1 (3/25/84); 1982-83: 1 (2/6/83)	
Andre Miller	2 times
2007-08: 2 (2/4-2/10/08, 2/25-3/2/08)	
Julius Erving	3 times
1986-97: 1 (4/19/87); 1980-81: 1 (1/18/81); 1979-80: 1 (10/21/79)	
Aaron McKie	1 time
2000-01: 1 (1/2/01)	
Eric Snow	1 time
2001-02: 1 (4/14/02)	
Andrew Toney	1 time
1982-83: 1 (3/20/83 #)	
Caldwell Jones	1 time
1980-81: 1 (2/8/81)	

# - shared with Gus Williams

### NBA Community Assists Award

Samuel Dalembert	January, 2010
Samuel Dalembert	February, 2009
Chris Webber	December, 2005
Allen Iverson	August, 2004
Allen Iverson	July, 2004
Marc Jackson, Aaron McKie	November, 2003
Todd MacCulloch	October, 2002
Eric Snow	December, 2001
George Lynch	February, 2001

S - shared with USA Basketball team members







# Honors



## ALL-STAR WEEKEND PARTICIPANTS

### ALL-STAR GAME SELECTIONS

Since the first NBA All-Star game (1950-51), 28 different players have earned 97 All-Star selections. Only seven times has the franchise not been represented at the All-Star game (1974, 1993, 1994, 1996, 1997, 1998, 2007). NOTE: There was no All-Star game during the 1998-99 strike-shortened season.

Dolph Schayes	.....12
1951, 1952*, 1953, 1954, 1955, 1956, 1957, 1958, 1959, 1960, 1961, 1962	
Julius Erving	.....11
1977, 1978, 1979, 1980, 1981, 1982, 1983, 1984, 1985, 1986, 1987	
Hal Greer	.....10
1961, 1962, 1963, 1964, 1965, 1966, 1967, 1968, 1969, 1970	
Allen Iverson	.....7
2000, 2001, 2002, 2003, 2004, 2005, 2006	
Charles Barkley	.....6
1987, 1988, 1989, 1990, 1991, 1992	
Larry Costello	.....6
1958, 1959, 1960, 1961, 1962*, 1965	
Maurice Cheeks	.....4
1983, 1986, 1987, 1988	
Doug Collins	.....4
1976, 1977, 1978, 1979*	
Billy Cunningham	.....4
1969, 1970, 1971, 1972	
Moses Malone	.....4
1983, 1984*, 1985, 1986	
Wilt Chamberlain	.....3
1966, 1967, 1968	
John "Red" Kerr	.....3
1956, 1959, 1963	
Paul Seymour	.....3
1953, 1954, 1955	
Chet Walker	.....3
1964, 1966, 1967	
Bobby Jones	.....2
1981, 1982	
George McGinnis	.....2
1976, 1977	
Andrew Toney	.....2
1983, 1984	
Dana Barros	.....1
1995	
John Block	.....1
1973	
Billy Gabor	.....1
1953	
Hersey Hawkins	.....1
1991	
Luke Jackson	.....1
1965	
Steve Mix	.....1
1975	
Dikembe Mutombo	.....1
2002	
Theo Ratliff	.....1
2001*	
Red Rocha	.....1
1952	
Lee Shaffer III	.....1
1963	
George Yardley	.....1
1960	

\*denotes injured and did not participate

### ALL-STAR GAME MVP

Allen Iverson	.....2005
Allen Iverson	.....2001
Charles Barkley	.....1991
Julius Erving	.....1983
Julius Erving	.....1977
Hal Greer	.....1968

### ROOKIE CHALLENGE MVP

Andre Iguodala (Sophomore Team)	.....2006
Allen Iverson	.....1997

### ALL-STAR COACHES

Billy Cunningham	.....4-0	.....1978, 1980, 1981, 1983
Al Cervi	.....2-0	.....1955, 1952
Larry Brown	.....1-0	.....2001
Alex Hannum	.....1-0	.....1968
Gene Shue	.....0-1	.....1977

### ALL-STAR SATURDAY PARTICIPANTS

#### Rookie Challenge

Thaddeus Young	.....2009
Andre Iguodala (MVP)	.....2006
Andre Iguodala	.....2005
Kyle Korver	.....2005
Todd MacCulloch	.....2000
Tim Thomas	.....1998
Allen Iverson (MVP)	.....1997
Jerry Stackhouse	.....1996
Sharone Wright	.....1995
Shawn Bradley	.....1994

#### Three-Point Shootout

Kyle Korver	.....2005
Kyle Korver	.....2004
Allen Iverson	.....2000
Dana Barros	.....1995
Dana Barros	.....1994
Hersey Hawkins	.....1991
Gerald Henderson	.....1989

#### Slam Dunk Contest

Andre Iguodala	.....2006
Larry Hughes	.....2000
Jerry Stackhouse	.....1996
Tim Perry	.....1995
Tim Perry	.....1993
Julius Erving	.....1985
Julius Erving	.....1984



Andre Iguodala was named MVP of the 2006 Rookie Challenge after scoring 30 points for the sophomore team.

# Honors



## BASKETBALL HALL OF FAMERS



### Charles Barkley

Enshrined as a player on Sept. 8, 2006.  
1984-92: 76ers player



### Alex Hannum

Enshrined as a coach on Oct. 2, 1998  
1949-51: Nationals player  
1960-68: 76ers/Nationals Coach



### Danny Biasone

Enshrined as contributor on Oct. 13, 2000  
1949-63: Nationals President & Founder



### Bailey Howell

Enshrined as a player on Sept. 29, 1997  
1970-71: 76ers player



### Larry Brown

Enshrined as a coach on Sept. 27, 2002  
1997-03: 76ers head coach



### Moses Malone

Enshrined as a player on Oct. 5, 2001  
1982-86, 1993-94: 76ers player



### Al Cervi

Enshrined as a player on July 1, 1985  
1949-53: Nationals player  
1949-56: Nationals head coach



### Bob McAdoo

Enshrined as a player on Oct. 13, 2000  
1985-86: 76ers player



### Wilt Chamberlain

Enshrined as a player on April 28, 1979  
1965-68: 76ers player



### Jack Ramsay

Enshrined as a coach on May 11, 1992  
1968-72: 76ers head coach



### Billy Cunningham

Enshrined as a player on May 6, 1986  
1965-72, 1974-76: 76ers player  
1977-85: 76ers head coach



### Dolph Schayes

Enshrined as a player on April 26, 1998  
1949-64: 76ers/Nationals player  
1963-66: 76ers head coach



### Julius Erving

Enshrined as a player on May 10, 1993  
1976-87: 76ers player



### George Yardley

Enshrined as a player on May 6, 1996  
1959-60: Nationals player



### Hal Greer

Enshrined as a player on May 3, 1982  
1958-73: 76ers/Nationals player

## OTHER HALL OF FAME AWARDS / HONORS

### John Bunn Award

Presented for outstanding lifetime achievement to basketball. It is the highest single honor the Basketball Hall of Fame awards outside of actual Enshrinement.

★ Harvey Pollack (Awarded on July 18, 2002)

### Curt Gowdy Media Award

Awarded annually to one member of print and electronic media whose efforts have made significant contribution to the game of basketball

★ Bill Campbell (Awarded on June 16, 2005)





## Honors



### RETIRED NUMBERS



#### #34 Charles Barkley

*Jersey Retired: March 30, 2001*

*Seasons with Franchise: 8 (1984-92)*

Despite measuring a shade under 6-foot-5, "Sir Charles" established himself as a force under the basket in two gold medal-winning Olympics and 16 NBA seasons. Barkley averaged 22.1 points and 11.7 rebounds per game in 16 NBA seasons and appeared in nine All-Star Games, capturing MVP honors in 1991 after scoring 17 points and 22 rebounds. Selected by Philadelphia with the fifth overall pick in the 1984 NBA Draft, Barkley averaged 23.3 points and 11.6 rebounds in eight seasons with the 76ers. He also played four seasons with Phoenix (1992-96) and spent the final three seasons of his career in Houston (1996-99).

**HIGHLIGHTS:** NBA Most Valuable Player (1993)...IBM Award, for all-around contributions to team's success (1986, 1987, 1988)...All-NBA first team (1988, 1989, 1990, 1991, 1993)...All-NBA second team (1986, 1987, 1992, 1994, 1995)...All-NBA third team (1996)...NBA All-Rookie Team (1995)...NBA All-Star selection (1987, 1988, 1989, 1990, 1991, 1992, 1993, 1994, 1995, 1996, 1997)...NBA All-Star Game Most Valuable Player (1991)...NBA 50th Anniversary All-Time Team (1996).



#### #13 Wilt Chamberlain

*Jersey Retired: March 18, 1991*

*Seasons with Franchise: 4 (1964-68)*

A Philadelphia native, Wilt Chamberlain was one of the most dominant players the NBA has ever seen. He finished his 14-year career with a 30.1 scoring average and a 22.9 rebound average. The four-time league MVP is the only player to score 100 points in a single game and holds the NBA record for most games with 50 or more points, a feat he accomplished an astounding 118 times. On a league-record nine occasions "The Big Dipper" led the league in field goal percentage and seven seasons he was the league's top scorer. He ranks as the Sixers all-time leader in both scoring average and field goal percentage. Chamberlain totaled 31,419 points and 23,924 rebounds during his NBA career and was selected to play in the NBA All-Star Game 13 times. Chamberlain helped the Sixers claim the NBA championship in 1967 and guided the Los Angeles Lakers to a NBA crown in 1972.

**HIGHLIGHTS:** NBA Most Valuable Player (1960, 1966, 1967, 1968)...NBA Rookie of the Year (1960)...All-NBA first team (1960, 1961, 1962, 1964, 1966, 1967, 1968)...All-NBA second team (1963, 1965, 1972)...NBA All-Defensive first team (1972, 1973)...elected to Naismith Memorial Basketball Hall of Fame (1978)...NBA 35th Anniversary All-Time Team (1980)...NBA 50th Anniversary All-Time Team (1996)...member of the NBA Championship team (1967, 1972)...NBA Finals Most Valuable Player (1972)...NBA All-Star Game Most Valuable Player (1960).



#### #10 Maurice Cheeks

*Jersey Retired: Feb. 6, 1995*

*Seasons with Franchise: 18 - Player, 11 (1978-89);*

*Assistant Coach, 7 (1994-01); Head Coach, 1 (2005-present)*

Maurice Cheeks, the consummate point guard, played 15 seasons in the NBA, 11 in Philadelphia, after being selected in the second round (36th overall) of the 1978 NBA Draft. He is the Sixers all-time leader in both steals and assists. In each of his 11 seasons in Philadelphia, Cheeks led the Sixers in assists and each of his first 10 seasons he also led the team in steals. Four times as a member of the 76ers he played in the NBA All-Star Game and was instrumental in the Sixers 1983 NBA championship. Additionally, Cheeks shares single-game records for most steals in an NBA Finals game and an NBA playoff game. During his stellar NBA career, Cheeks tallied 12,195 points, 7,392 assists and 2,310 steals. He served as an assistant coach with the Sixers for seven seasons (1994-01) and returned to Philadelphia for his first season as a head coach with the 76ers in 2005-06.

**HIGHLIGHTS:** Member of the 1983 NBA Championship team...NBA All-Defensive first team (1983, 1984, 1985, 1986)...NBA All-Defensive second team (1987)...NBA All-Star selection (1983, 1986, 1987, 1988).

## Honors



### RETIRED NUMBERS



#### #32 Billy Cunningham

*Jersey Retired: Dec. 17, 1976*

*Seasons with Franchise: 17 - Player, 9 (1965-72, 1974-76);*

*Head Coach, 8 (1977-85)*

Billy Cunningham, the 76ers first round draft choice in the 1965 NBA Draft (7th overall), played nine seasons for the Sixers and served as their head coach for eight years. The 1966 NBA Rookie of the Year scored 13,626 points during his career with the 76ers and made four consecutive All-Star Game appearances. Cunningham also played two seasons for the Carolina Cougars of the ABA and was the league's MVP and a first-team ABA All-Star in 1973. He compiled a 454-196 record as the Sixers head coach and guided the team to three division titles. Cunningham is the only member of the organization to capture an NBA championship as both a player (1967) and as a head coach (1983).

**HIGHLIGHTS:** All-NBA first team (1969, 1970, 1971)...All-NBA second team (1972)...NBA All-Rookie Team (1965)...elected to Naismith Memorial Hall of Fame (1986)...One of the 50 Greatest Players in NBA History (1996)...member of NBA Championship team (1967)...winningest coach (454-196) in franchise history.



#### #6 Julius Erving

*Jersey Retired: April 18, 1988*

*Seasons with Franchise: 11 (1976-87)*

One of the most popular athletes in Philadelphia sports history, Julius Erving played 11 seasons as a member of the 76ers after being acquired from the New York Nets in 1976. "Dr. J" was selected to play in the NBA All-Star Game in each of his 11 seasons in the league and became the first Sixers player to be chosen MVP of the All-Star Game on two occasions (1977, 1983). Erving was a member of the 76ers 1983 championship team and is the franchise's all-time leader in blocked shots. Prior to his entry into the NBA, Erving played five seasons in the ABA where he was named the league's MVP twice (1974, 1976) and the co-MVP in 1975. He guided the New York Nets to a pair of ABA titles and appeared in the ABA All-Star Game in each of his five seasons.

**HIGHLIGHTS:** NBA Most Valuable Player (1981)...All-NBA first team (1978, 1980, 1981, 1982, 1983)...All-NBA second team (1977, 1984)...J. Walter Kennedy Citizenship Award (1983)...elected to the Naismith Memorial Hall of Fame (1993)...NBA 35th Anniversary All-Time Team...One of the 50 Greatest Players in NBA History (1996)...member of NBA Championship team (1983)...All-Star Game Most Valuable Player (1977, 1983).



#### #15 Hal Greer

*Jersey Retired: Nov. 19, 1976*

*Seasons with Franchise: 14 - Nationals, 5 (1958-63);*

*76ers, 9 (1963-73)*

Hal Greer was the first player to have his number retired by the 76ers organization. Greer, who represented the 76ers in the NBA All-Star Game for 10-straight years (1961-70), is the only Sixers player to wear number 15. He was selected by the Syracuse Nationals in the second round (14th overall) of the 1958 NBA Draft. He played five seasons for Syracuse before the franchise moved to Philadelphia in 1963. Greer totaled 21,586 points during his 15-year career and helped lead the Sixers to the 1967 NBA championship. He currently ranks as the 76ers all-time leader in points scored, minutes played, field goals made, field goals attempted, games played and personal fouls.

**HIGHLIGHTS:** All-NBA second team (1963, 1964, 1965, 1966, 1967, 1968, 1969)...elected to Naismith Memorial Hall of Fame (1982)...One of the 50 Greatest Players in NBA History (1996)...member of NBA Championship team (1967)...NBA All-Star Game Most Valuable Player (1968).







# Honors



## RETIRED NUMBERS / HONOREE



### 24 Bobby Jones

*Jersey Retired: Nov. 7, 1986*

*Seasons with Franchise: 8 (1978-86)*

One of the greatest defenders in NBA history, Bobby Jones played eight of his 10 NBA seasons for the 76ers. He was named to the NBA's All-Defensive first team eight consecutive seasons from 1977-84 and was a second team selection in 1985. In 1983, he captured the NBA Sixth Man Award and helped lead the Sixers to the NBA championship. A first round draft choice (15th overall) of the Houston Rockets in the 1974 NBA Draft, Jones began his professional career as a member of the ABA's Denver Nuggets. He was a member of the ABA All-Rookie team in 1985, an ABA All-Star in 1976 and a member of the ABA's All-Defensive Team in both 1975 and 1976. With the 76ers, he totaled 6,585 points and 2,942 rebounds.

**HIGHLIGHTS:** NBA Sixth Man Award (1983)...NBA All-Defensive first team (1977, 1978, 1979, 1980, 1981, 1982, 1983, 1984)...NBA All-Defensive second team (1985)...member of NBA Championship team (1983)...member of silver-medal winning U.S. Olympic team (1972)...NBA All-Star Game (1977, 1978, 1981, 1982).



### David Zinkoff

*Microphone Retired: March 25, 1986*

*Seasons with Franchise: 22 (1963-1985)*

The only non-player to be recognized with a banner in the rafters of the Wachovia Center, Dave Zinkoff was the Sixers legendary public address announcer from their inception in 1963 until his passing on Christmas Day in 1985. Zinkoff also served as the public address announcer for the Philadelphia Warriors from 1946 through 1962 and at numerous college basketball games at Convention Hall. He also served in the same capacity for boxing and wrestling at Convention Hall and for the first-ever Sugar Bowl. In addition to having his microphone retired, Zinkoff Boulevard was dedicated on June 19, 1986.

## NUMBER RETIREMENT CEREMONIES



*Retired: March 30, 2001*



*Retired: Feb. 6, 1995*



*Retired: March 18, 1991*



*Retired: April 18, 1988*



*Retired: Nov. 7, 1986*




*Retired: March 25, 1986*



*Retired: Dec. 17, 1976*



*Retired: Nov. 19, 1976*



# Records



# Records



## TEAM SINGLE-GAME RECORDS

<b>MOST POINTS</b>	Game	163	vs. San Francisco	03/10/63
	1st Half	86	vs. Detroit	02/12/61
	2nd Half	95	at Seattle	12/20/67
	1st Quarter	50	at San Francisco	12/16/62
	2nd Quarter	48	vs. Detroit	02/12/61
	3rd Quarter	51	vs. Detroit	03/02/63
	4th Quarter	53	at Seattle	12/20/67
	OT	22	vs. Miami	4/15/05
<b>MOST FGM</b>	Game	69	vs. San Francisco	03/10/63
	Half	40	vs. Detroit	01/13/63
	Quarter	21	at San Francisco	12/16/62
<b>MOST FGA</b>	Game	140	vs. Philadelphia	03/01/61
		140	at Philadelphia	02/17/60
	Half	78	vs. Philadelphia	03/02/61
	Quarter	40	vs. Philadelphia	03/03/61
<b>BEST FG PCT</b>	Game	.686 (48-70)	vs. New Jersey	03/22/86
	Half	.758 (25-33)	vs. Portland	11/16/07
	Quarter	.938 (15-16)	vs. LA Lakers	12/02/66
<b>MOST 3-PT FGM</b>	Game	14	vs. Indiana	11/20/96
			at Oklahoma City	12/2/09
			at Memphis	4/10/10
<b>MOST 3-PT FGA</b>	Game	35	vs. Indiana	11/20/96
<b>MOST FTM</b>	Game (5OT)	59	vs. Anderson	11/24/49
	Game	51	vs. Rochester	01/15/53
<b>MOST FTA</b>	Game (5OT)	86*	vs. Anderson	11/24/49
	Game	67	vs. Tri-Cities	11/17/49
		67	vs. Chicago	12/07/62
	Half	42	at San Francisco	12/18/65
	Quarter	27	at San Diego	11/08/67
	27	vs. Detroit	12/22/90	
<b>BEST FT PCT</b>	Game	1.000 (29-29)	at Boston	11/02/57
		1.000 (20-20)	at Buffalo	01/02/73
		1.000 (15-15)	at Indiana	03/10/81
		1.000 (11-11)	vs. Detroit	04/08/92
		1.000 (19-19)	at Milwaukee	03/20/93
		1.000 (19-19)	at Orlando	04/14/02
		1.000 (18-18)	vs. Phoenix	2/28/07
<b>MOST REBOUNDS</b>	Game	97	vs. Philadelphia	02/21/57
		97	at Philadelphia	03/04/61
	Quarter	35	vs. New York	11/11/61
<b>MOST OFF. REBOUNDS</b>	Game	32	at Detroit (OT)	12/19/75
		32	vs. L.A. Lakers	01/08/75
	Half	19	vs. LA Clippers	01/08/86
<b>MOST DEF. REBOUNDS</b>	Game	54	vs. Washington (OT)	11/15/75
	Half	34	vs. Washington	11/16/75
<b>MOST ASSISTS</b>	Game	45	vs. Denver	12/07/88
	Half	25	vs. Cincinnati	03/19/71
		25	vs. Boston	11/05/77
		25	vs. Detroit	03/25/81
	Quarter	16	vs. Houston	11/21/82
<b>MOST PERSONAL FOULS</b>	Game (OT)	59	at Baltimore	11/15/52
	Game	50	vs. New York	02/15/53
	Half	28	at Boston	12/26/50
	Quarter	16	at Boston	12/26/50
		16	vs. San Diego	11/19/69
<b>MOST STEALS</b>	Game	24	vs. Detroit	11/11/78
	Half	14	vs. New York	02/20/08
	Quarter	10	vs. Phoenix	03/17/84

# Records



## TEAM SINGLE-GAME & SINGLE SEASON RECORDS

<b>MOST TURNOVERS</b>	Game (2OT)	39	at Detroit	11/07/69
	Game	38	vs. San Antonio	10/22/76
		38	vs. Atlanta	01/19/77
		38	at Phoenix	03/04/79
	Half	20	at Phoenix	01/27/78
		20	vs. Atlanta	12/14/79
	Quarter	13	vs. Atlanta	12/14/79
		13	vs. Denver	02/16/83
<b>MOST BLOCKED SHOTS</b>	Game	20	vs. Seattle	03/09/84
	Quarter	9	vs. Orlando	01/31/92
		9	vs. New York	01/22/93
<b>LONGEST WIN STREAK</b>	Overall	18		03/03/66 to 11/04/66
	Single-Season	14		12/21/82 to 01/21/83
	Home (Overall)	36		01/14/66 to 01/20/67
	Home (Single-Season)	25		12/17/77 to 04/08/78
	Road	13		12/08/00 to 01/28/01
<b>LONGEST LOSING STREAK</b>	Season	20		01/09/73 to 02/11/73
	Home	13		03/21/72 to 12/01/72
	Road	20		12/28/87 to 03/04/88
<b>LARGEST MARGIN OF VICTORY</b>	Home	62	vs. New York	12/25/60
	Road	41	at Chicago	11/11/80

## TEAM SINGLE-SEASON RECORDS

Field Goals	3965	1967-68
Field Goals Attempted	8875	1961-62
Field Goal Percentage	51.8	1981-82
3-Pt. Field Goals	492	1995-96
3-Pt. Field Goals Attempted	1438	1995-96
3-Pt. Field Goal Percentage	37.9	1994-95
Free Throws	2350	1962-63
Free Throws Attempted	3411	*1966-67
Free Throw Percentage	80.3	1956-57
Rebounds	5914	1967-68
Offensive	1385	1975-76
Defensive	2752	1976-77
Assists	2369	1980-81
Personal Fouls	2344	1961-62
Disqualifications	64	1950-51
Points	10143	1966-67
Average Points	125.2	1966-67
Steals	862	1985-86
Blocked Shots	653	1983-84
Turnovers	1915	1976-77
Most Road Wins	40	**1966-67
Most 100-point games	80	1966-67
	80	1969-70
Most Victories	68	1966-67
Best Percentage	840 (68-13)	1966-67
Worst Percentage	110 (9-73)	*1972-73
Most Consecutive 100-point Games	73	1961-62
	73	1966-67

\* - League Record

\*\* - includes Neutral Court Wins







# Records



## INDIVIDUAL SINGLE-GAME RECORDS

<b>MOST POINTS</b>	Game	68	Wilt Chamberlain	at Chicago	12/16/67
	1st Half	39	Wilt Chamberlain	vs. LA Lakers	02/07/66
	2nd Half	39	Hal Greer	vs. Philadelphia (at Boston)	02/14/59
		39	Wilt Chamberlain	at Chicago	12/16/67
		39	Allen Iverson	at Cleveland	04/12/97
	1st Quarter	21	Julius Erving	vs. Chicago	03/28/79
	2nd Quarter	23	Wilt Chamberlain	vs. LA Lakers	02/07/66
	3rd Quarter	22	Allen Iverson	vs. Chicago	01/17/01
		22	Allen Iverson	vs. Indiana	01/06/03
	4th Quarter	25	Andrew Toney	vs. Boston	03/21/82
<b>MOST FGM</b>	Game	30	Wilt Chamberlain	at Chicago	12/16/67
	Half	18	Hal Greer	vs. Philadelphia (at Boston)	02/14/59
	Quarter	10	Wilt Chamberlain	vs. LA Lakers	02/07/66
		10	Wilt Chamberlain	at Chicago	12/16/67
		10	Archie Clark	at Chicago	11/18/69
<b>MOST FGA</b>	Game	43	Wilt Chamberlain	vs. LA Lakers	02/07/66
	Half	23	Hal Greer	vs. Boston	02/21/64
		23	Wilt Chamberlain	vs. San Francisco	03/03/66
		23	Wilt Chamberlain	at Chicago	12/16/67
		23	Allen Iverson	vs. Minnesota	01/09/00
	23	Allen Iverson	vs. Indiana	01/06/03	
<b>MOST 3-PT. FGM</b>	Game	9	Dana Barros	vs. Phoenix	01/27/95
	Game	17	Vernon Maxwell	vs. New Jersey	04/08/96
<b>MOST 3-PT. FGA</b>	Single-Game	*18	Wilt Chamberlain	vs. Baltimore (at Pittsburgh)	02/24/67
	Multiple Games	*35	Wilt Chamberlain	4 Games	2/17/67 to 2/28/67
<b>MOST FTM</b>	Game	24	Willie Burton	vs. Miami	12/13/94
		24	Allen Iverson	vs. Orlando	02/12/05
	Half	18	Willie Burton	vs. Miami	12/13/94
	Quarter	13	Willie Burton	vs. Miami	12/13/94
<b>MOST FTA</b>	Game	30	Wilt Chamberlain	vs. Seattle	12/01/67
	Half	22	Willie Burton	vs. Miami	12/13/94
	Quarter	16	Willie Burton	vs. Miami	12/13/94
<b>MOST CONSECUTIVE FTM</b>	18 of 18	Dolph Schayes	vs. Minneapolis	01/10/57	
	18 of 18	Dolph Schayes	vs. Boston	03/09/57	
	18 of 18	Dolph Schayes	vs. LA Lakers	10/29/60	
<b>MOST REBOUNDS</b>	Game	43	Wilt Chamberlain	vs. Boston	03/06/65
	Half	25	Wilt Chamberlain	vs. Boston	04/05/67
	Quarter	16	Wilt Chamberlain	vs. San Francisco	03/02/67
<b>MOST OFF. REBOUNDS</b>	Game	16	Charles Barkley	vs. New York	03/04/87
		16	Charles Barkley	vs. Denver	03/20/87
	Half	13	Charles Barkley	vs. New York	03/04/87
	Quarter	11	Charles Barkley	vs. New York	03/04/87
<b>MOST DEF. REBOUNDS</b>	Game	22	Caldwell Jones	vs. Milwaukee	02/18/79
	Half	13	Billy Cunningham	vs. LA Lakers	02/05/75
	Quarter	10	Caldwell Jones	vs. Golden State	01/22/78
		10	Moses Malone	vs. Portland	01/23/82
		10	Moses Malone	vs. Cleveland	02/15/85
	10	Dikembe Mutombo	vs. Chicago	12/01/02	
<b>MOST ASSISTS</b>	Game	21	Wilt Chamberlain	vs. Detroit	02/02/68
		21	Maurice Cheeks	vs. New Jersey	10/30/82
	Half	13	Maurice Cheeks	vs. San Diego	03/03/82
	Quarter	9	Maurice Cheeks	vs. Indiana	04/11/86
		9	Darryl Dawkins	vs. Cleveland	05/05/90
		9	Eric Snow	vs. Atlanta	01/29/03

# Records



## INDIVIDUAL SINGLE-GAME RECORDS

<b>MOST PERSONAL FOULS</b>	Game	7	Alex Hannum	at Boston (4OT)	12/26/50
		7	Wally Osterkorn	at Baltimore (OT)	11/15/52
	Half	6	Connie Dierking	vs. Cincinnati (at New York)	11/17/59
		6	Charles Barkley	vs. Boston	12/22/87
		6	Hal Greer	vs. Milwaukee	02/10/70
		6	Bud Ogden	vs. Phoenix	02/15/70
		6	Doug Collins	vs. Cleveland	01/08/75
		6	Clyde Lee	vs. Portland	03/12/75
	Quarter	6	Connie Dierking	vs. Cincinnati (at New York)	11/17/59
		6	Bud Ogden	vs. Phoenix	02/15/70
<b>MOST STEALS</b>	Game	9	Maurice Cheeks	vs. LA Clippers	01/05/87
		9	Hersey Hawkins	vs. Boston	01/25/91
		9	Allen Iverson	vs. Orlando	03/19/00
		9	Allen Iverson	vs. L.A. Lakers (OT)	12/20/02
	Half	7	Maurice Cheeks	vs. Phoenix	03/17/84
		7	Maurice Cheeks	vs. LA Clippers	01/05/87
		7	Allen Iverson	vs. Orlando	03/19/00
	Quarter	6	George McGinnis	vs. Denver	12/01/76
	<b>MOST TURNOVERS</b>	Game	12	Allen Iverson	vs. Golden State
Half		7	Julius Erving	at Atlanta	11/15/77
		7	George McGinnis	vs. New Jersey	02/19/78
		7	Charles Barkley	vs. Portland	02/19/86
		7	Charles Barkley	vs. Dallas	03/30/86
		7	Charles Barkley	vs. Sacramento	03/11/88
		7	Cliff Robinson	vs. New York	04/05/88
		7	Allen Iverson	vs. Vancouver	11/30/96
		7	Allen Iverson	vs. Washington	11/28/01
		7	Allen Iverson	vs. Golden State	03/08/05
Quarter		6	George McGinnis	vs. New Jersey	02/19/78
		6	Bobby Jones	vs. Indiana	10/24/79
		6	Cliff Robinson	vs. Cleveland	11/24/87
		6	Charles Barkley	vs. Sacramento	03/11/88
		6	Allen Iverson	vs. Atlanta	12/09/96
		6	Allen Iverson	vs. Atlanta	01/17/97
<b>MOST BLOCKED SHOTS</b>		Game	10	Harvey Catchings	vs. Atlanta
		10	Manute Bol	at Sacramento	02/14/91
		10	Dikembe Mutombo	at Chicago	12/01/02
	Half	10	Harvey Catchings	vs. Atlanta	03/21/75
	Quarter	8	Dikembe Mutombo	at Chicago	12/01/02
	<b>MOST CONSEC. PTS.</b>	Single-Game	32	Larry Costello (13 FG, 6 FT)	at Boston
Without a Miss		31	Charles Barkley (10 FG, 2 3FG, 9 FT)	vs. San Antonio	03/24/89





# Records



## SIXERS ALL-TIME TOP PERFORMANCES: 50+ POINT CLUB

PTS	PLAYER	OPP	DATE	FGM-A	3PM-A	FTM-A	W/L	SCORE
68	Wilt Chamberlain	at CHI	12/16/67	30-40	---	8-22	W	143-123
65	Wilt Chamberlain	vs LA	02/07/66	28-43	---	9-20	W	132-125
62	Wilt Chamberlain	vs SF	03/03/66	26-39	---	10-19	W	135-125
60	Allen Iverson	vs ORL	02/12/05	17-36	2-5	24-27	W	112-99
58	Allen Iverson	vs HOU	01/15/02	21-42	2-3	14-14	W	112-106 (OT)
58	Wilt Chamberlain	vs CIN	02/13/67	26-34	---	6-14	W	131-123
54	Allen Iverson	at MIL	12/18/04	17-29	4-7	16-21	W	116-97
54	Allen Iverson	at CLE	01/06/01	20-30	4-7	10-13	W	107-103
53	Allen Iverson	at ATL	12/23/05	17-31	0-1	19-21	L	108-111
53	Willie Burton	vs MIA	12/13/94	12-19	5-8	24-28	W	105-90
53	Wilt Chamberlain	vs LA	03/18/68	24-29	---	5-10	W	158-128
53	Wilt Chamberlain	at SEA	12/20/67	20-23	---	13-26	W	160-122
53	Wilt Chamberlain	vs LA	01/25/66	21-41	---	11-13	W	110-106
53	Wilt Chamberlain	vs DET	10/23/65	21-25	---	11-15	W	120-103
52	Wilt Chamberlain	vs SEA	12/01/67	22-29	---	8-30	W	133-109
51	Allen Iverson	vs UTA	12/20/04	18-31	4-6	11-17	L	101-103
51	Allen Iverson	vs TOR	01/21/01	20-40	4-8	7-8	L	106-110 (OT)
51	Moses Malone	vs DET	11/14/84	18-32	0-0	15-18	L	133-137 (OT)
51	Wilt Chamberlain	at BAL	03/14/65	23-35	---	5-9	L	126-143
50	Allen Iverson	vs ATL	11/29/03	20-34	4-7	6-8	W	98-86
50	Allen Iverson	vs SAC	02/06/00	20-40	1-7	9-11	W	119-108
50	Allen Iverson	at CLE	04/12/97	17-32	5-9	11-18	L	118-125
50	Dana Barros	vs HOU	03/14/95	21-26	6-8	2-2	L	107-136
50	Wilt Chamberlain	vs NY	01/02/66	22-38	---	6-11	W	133-122
50	Hal Greer	vs BOS	02/21/64	19-39	---	12-14	W	144-119
50	Dolph Schayes	at BOS	02/01/59	18-34	---	14-17	L	137-139 (OT)

## SIXERS ALL-TIME 40-POINT CLUB

PTS	PLAYER	OPP	DATE	W/L	PTS	PLAYER	OPP	DATE	W/L
49	Wilt Chamberlain	vs LA	01/07/66	L	45	Charles Barkley	at PHO	12/28/90	L
49	Allen Iverson	at MIL	02/13/01	W	45	Allen Iverson	vs MIL	01/03/00	W *
48	Wilt Chamberlain	at CIN	03/05/65	W	45	Allen Iverson	vs UTA	12/20/00	L
48	Hal Greer	at SEA	02/05/69	W	45	Allen Iverson	vs MIA	01/24/05	W
48	Allen Iverson	at MIL	03/01/05	W	45	Allen Iverson	at MIL	11/23/05	L
48	Allen Iverson	vs CHA	04/06/05	W	45	Allen Iverson	at MIA	11/27/06	L
47	Dolph Schayes	vs PHI	03/03/57	W	44	Hal Greer	vs PHI	01/21/62	L *
47	George Yardley	vs BOS	01/12/60	W	44	Wilt Chamberlain	vs BAL	01/18/66	W
47	Wilt Chamberlain	at SEA	12/17/67	W	44	Billy Cunningham	vs NYK	01/22/69	W **
47	Billy Cunningham	at POR	12/17/71	L	44	Julius Erving	vs HOU	10/13/79	W
47	Charles Barkley	at ATL	02/09/88	L	44	Julius Erving	vs DET	12/11/82	W
47	Allen Iverson	vs ORL	02/02/01	L **	44	Allen Iverson	at CHI	04/07/97	L
47	Allen Iverson	at CHA	02/24/01	L	44	Allen Iverson	at MIL	04/11/97	L
47	Allen Iverson	vs ATL	03/09/01	W	44	Allen Iverson	vs TOR	03/22/00	W
47	Allen Iverson	at BOS	01/25/02	W	44	Allen Iverson	vs DET	01/26/01	W
47	Allen Iverson	vs WAS	03/03/06	W	43	Hal Greer	at NY	11/30/63	W
47	Allen Iverson	at NY	03/31/06	W	43	Wilt Chamberlain	vs CIN	01/28/66	W
46	Wilt Chamberlain	at CIN	11/17/65	L	43	Wilt Chamberlain	at BAL	02/11/67	L
46	Wilt Chamberlain	at BAL	12/08/65	L	43	Hal Greer	at BOS	03/03/68	W
46	Billy Cunningham	vs SEA	11/08/69	L	43	Julius Erving	at CLE	01/19/78	L
46	Andrew Toney	vs LA	03/07/82	W	43	Andrew Toney	at CLE	02/18/85	L
46	Charles Barkley	vs MIL	02/11/88	W *	43	Charles Barkley	at UTA	11/30/87	W
46	Allen Iverson	vs SA	02/12/99	L	43	Charles Barkley	vs NJ	02/19/88	W
46	Allen Iverson	at ORL	11/10/99	L	43	Charles Barkley	at NY	03/16/89	W
46	Allen Iverson	at SAC	12/30/00	W *	43	Hersey Hawkins	at ORL	11/13/91	W
46	Allen Iverson	vs GS	02/20/02	W	43	Allen Iverson	at MIN	04/10/98	L
46	Allen Iverson	vs CLE	03/06/02	W	43	Allen Iverson	at MIN	03/28/00	W
46	Allen Iverson	vs UTA	01/11/06	L	43	Allen Iverson	vs CHI	01/17/01	W
46	Allen Iverson	vs CHI	11/24/06	W	43	Allen Iverson	at DET	02/23/01	W
45	Hal Greer	at BOS	02/14/59	L	43	Allen Iverson	vs NJ	03/01/02	W
45	Wilt Chamberlain	at SF	12/20/65	L	43	Allen Iverson	at IND	04/15/05	W
45	Billy Cunningham	at ATL	01/16/72	L	43	Allen Iverson	vs CHA	12/09/05	W
45	Julius Erving	vs BOS	11/01/80	W *	42	Dolph Schayes	vs BOS	12/09/56	W

# Records



## SIXERS ALL-TIME 40-POINT CLUB

PTS	PLAYER	OPP	DATE	W/L	PTS	PLAYER	OPP	DATE	W/L
42	Johnny Kerr	at CIN	12/20/57	W	40	Andrew Toney	vs NY	04/10/83	W
42	Lee Shaffer	vs CIN	11/28/63	L	40	Andrew Toney	at CLE	01/07/84	L
42	Hal Greer	at DET	12/01/63	W	40	Charles Barkley	vs CHI	01/30/87	W
42	Hal Greer	at STL	03/11/64	W	40	Charles Barkley	at NY	12/17/87	W
42	Wilt Chamberlain	at LA	11/24/65	L	40	Charles Barkley	vs BOS	12/22/87	L
42	Wilt Chamberlain	vs BAL	02/24/67	W	40	Charles Barkley	vs DEN	12/07/90	W
42	Andrew Toney	at IND	03/15/83	W	40	Charles Barkley	at GS	02/16/91	L
42	Julius Erving	vs HOU	02/08/84	W	40	Hersey Hawkins	at MIA	04/10/93	L
42	Moses Malone	at CHI	02/25/86	W	40	Allen Iverson	vs ATL	04/09/97	L
42	Charles Barkley	vs WAS	03/13/88	W	40	Allen Iverson	vs WAS	04/14/97	L
42	Charles Barkley	vs CHI	11/16/88	W	40	Allen Iverson	at HOU	02/03/00	L
42	Charles Barkley	vs MIL	12/04/90	W *	40	Allen Iverson	vs WAS	11/28/01	L
42	Allen Iverson	at NJ	12/23/99	L	40	Allen Iverson	at CLE	12/15/01	W
42	Allen Iverson	vs LAC	02/16/01	W	40	Allen Iverson	vs SA	01/13/01	W
42	Allen Iverson	at TOR	03/03/02	W	40	Allen Iverson	vs LAL	02/14/01	W
42	Allen Iverson	at ORL	03/31/03	W *	40	Allen Iverson	at WAS	11/11/03	W
42	Allen Iverson	at CHI	04/15/03	L	40	Allen Iverson	at SEA	03/07/03	W
42	Allen Iverson	vs SA	02/15/06	W	40	Allen Iverson	vs MIL	12/12/04	W
42	Allen Iverson	at TOR	11/16/05	W	40	Allen Iverson	at IND	12/22/04	W
42	Allen Iverson	at NJ	12/10/05	W	40	Allen Iverson	at SEA	02/19/04	W
41	Dolph Schayes	vs MIN	01/17/52	W ***	40	Allen Iverson	at NY	11/26/05	L
41	Lee Shaffer	vs CHI	02/19/63	W	40	Allen Iverson	at BOS	11/30/05	L
41	Hal Greer	vs SF	01/28/64	L	40	Allen Iverson	at HOU	03/01/06	W
41	Wilt Chamberlain	vs BAL	11/30/65	L	40	Allen Iverson	at NJ	04/12/06	W
41	Wilt Chamberlain	vs BAL	01/06/66	W					
41	Wilt Chamberlain	at STL	01/09/66	W					
41	Wilt Chamberlain	at DET	01/12/66	L					
41	Wilt Chamberlain	vs DET	02/14/66	W					
41	Wilt Chamberlain	at BAL	11/25/66	W					
41	Hal Greer	vs DET	10/21/67	W					
41	Billy Cunningham	at SF	02/22/69	W					
41	Billy Cunningham	at BAL	12/25/69	W					
41	Billy Cunningham	at HOU	10/14/71	L					
41	Billy Cunningham	at BOS	01/30/72	L					
41	Fred Carter	at MIL	02/18/72	W					
41	Julius Erving	vs HOU	11/23/79	W					
41	Julius Erving	at CLE	03/16/80	L					
41	Charles Barkley	at CLE	12/13/86	L					
41	Charles Barkley	vs POR	11/30/88	W					
41	Charles Barkley	at DEN	01/05/91	W					
41	Dana Barros	vs LAL	01/21/95	W *					
41	Vernon Maxwell	vs NJ	04/08/96	W					
41	Allen Iverson	vs LAL	03/19/99	W					
41	Allen Iverson	vs NJ	02/09/00	W					
41	Allen Iverson	vs SEA	01/05/01	W					
41	Allen Iverson	vs WAS	03/02/01	W					
41	Allen Iverson	at MIA	04/10/01	L					
41	Allen Iverson	vs IND	03/08/02	W					
41	Allen Iverson	vs MIN	12/18/02	W					
41	Allen Iverson	at CLE	02/21/03	W					
41	Allen Iverson	vs SEA	01/09/06	W					
41	Allen Iverson	vs SAC	01/24/06	W					
40	Dolph Schayes	vs MIN	01/06/55	L					
40	Dolph Schayes	vs MIN	01/10/57	L					
40	Dolph Schayes	at BOS	12/07/60	W					
40	Hal Greer	vs NY	01/14/62	W					
40	Wilt Chamberlain	vs LA	02/18/65	L					
40	Wilt Chamberlain	at BAL	02/21/65	W					
40	Wilt Chamberlain	vs DET	12/10/65	L					
40	Hal Greer	vs LAL	10/17/69	W					
40	Billy Cunningham	at CIN	10/18/69	W					
40	Billy Cunningham	at PHO	02/03/70	L					
40	Fred Carter	vs CLE	01/12/73	L **					
40	Julius Erving	vs WAS	04/09/77	W					
40	Julius Erving	vs WAS	03/12/80	W					

\* Denotes number of overtimes.

### ALL-TIME TOP PERFORMANCES

Since the 1949-50 season, the Syracuse Nationals first season in the NBA, there have been 181 40-plus point games recorded in franchise history, by 17 different players. Additionally, there have been 26 50-plus point games recorded, by seven different players:

### ALL-TIME 40-POINT GAMES

Allen Iverson	.....76
Wilt Chamberlain	.....31
Charles Barkley	.....17
Hal Greer	.....12
Billy Cunningham	.....10
Julius Erving	.....9
Dolph Schayes	.....7
Andrew Toney	.....5
Moses Malone	.....2
Dana Barros	.....2
Hersey Hawkins	.....2
Fred Carter	.....2
Lee Shaffer	.....2
George Yardley	.....1
Johnny Kerr	.....1
Vernon Maxwell	.....1
Willie Burton	.....1
TOTAL	.....181 (120-61)

### ALL-TIME 50-POINT GAMES

Wilt Chamberlain	.....11
Allen Iverson	.....10
Dana Barros	.....1
Willie Burton	.....1
Hal Greer	.....1
Moses Malone	.....1
Dolph Schayes	.....1
TOTAL	.....26 (20-6)

Records







# Records



## SIXERS ALL-TIME BEST SINGLE-GAME PERFORMANCES

### MOST FIELD GOALS MADE

FGM	PLAYER	OPP	DATE
30	Wilt Chamberlain	at CHI	12/16/67
28	Wilt Chamberlain	vs. LAL	02/07/66
26	Wilt Chamberlain	vs. SF	03/03/66
26	Wilt Chamberlain	vs. CIN	02/13/67
24	Wilt Chamberlain	vs. LAL	03/18/68
23	Wilt Chamberlain	at BAL	03/14/65
22	Wilt Chamberlain	vs. NY	01/02/66
22	Wilt Chamberlain	vs. SEA at BOS	12/01/67
21	George Yardley	vs. BOS	01/12/60
21	Wilt Chamberlain	vs. DET	10/23/65
21	Wilt Chamberlain	vs. LAL at MEM	01/25/66
21	Andrew Toney	vs. LAL	03/07/82
21	Dana Barros	vs. HOU	03/14/95
21	Allen Iverson	vs. HOU	01/15/02
21	Allen Iverson	vs. NOH	04/20/03

### THREE-POINT FIELD GOALS

3FG	PLAYER	OPP	DATE
9	Dana Barros	vs PHO	01/27/95
8	Willie Burton	vs MIL	01/25/95
7	Tim Perry	vs CHA	02/07/94
7	Dana Barros	vs LAL (OT)	01/21/95
7	Trevor Ruffin	vs UTA	12/20/95
7	Vernon Maxwell	vs NJ	04/08/96
7	Kyle Korver	vs IND (OT)	11/12/04
6	Charles Barkley	at MIA	02/22/89
6	Manute Bol	at PHO	03/03/93
6	Hersey Hawkins	at MIA	04/10/93
6	Willie Burton	at DET	11/15/94
6	Dana Barros	vs HOU	03/14/95
6	Vernon Maxwell	vs DAL	12/06/95
6	Scott Skiles	at MIN	12/17/95
6	Vernon Maxwell	at PHO	12/27/95
6	Allen Iverson	at HOU	12/07/96
6	Allen Iverson	at CHI	04/07/97
6	Allen Iverson	vs WAS	04/14/97
6	Andre Iguodala	at TOR	11/16/05
6	Kyle Korver	vs NY	02/21/07
6	Kyle Korver	vs ATL	03/22/06

### MOST FREE THROWS

FTM	PLAYER	OPP	DATE
24 (of 28)	Willie Burton	vs. MIA	12/13/94
24 (of 27)	Allen Iverson	vs. ORL	02/12/05
23 (of 27)	Dolph Schayes	vs. MIN	01/17/52
21 (of 25)	Dolph Schayes	vs. NY	02/15/53
21 (of 23)	Moses Malone	vs. NY	02/13/85
21 (of 26)	Charles Barkley	at ATL	02/09/88
20 (of 22)	Dolph Schayes	at CIN	10/26/57
20 (of 22)	Moses Malone	vs. GSW	02/20/85
20 (of 24)	Charles Barkley	vs. NY	03/16/88
20 (of 24)	Allen Iverson	vs. HOU	02/06/06
19 (of 24)	Dolph Schayes	vs. BOS	03/11/54
19 (of 20)	Dolph Schayes	vs. STL	01/19/57
19 (of 22)	Dolph Schayes	at MIN	12/07/57
19 (of 20)	Julius Erving	vs. CHI	03/28/79
19 (of 22)	Moses Malone	vs. UTA	12/20/85
19 (of 21)	Allen Iverson	at ATL	12/23/05

### MOST REBOUNDS

REB	PLAYER	OPP	DATE
43	Wilt Chamberlain	vs BOS	03/06/65
42	Wilt Chamberlain	vs BOS	01/14/66
40	Wilt Chamberlain	vs BOS	12/28/65
38	Wilt Chamberlain	vs SF	03/02/67

38	Wilt Chamberlain	at SEA	12/20/67
37	Wilt Chamberlain	vs SF	03/03/66
37	Wilt Chamberlain	vs SEA	12/01/67
36	Wilt Chamberlain	vs BOS	03/05/66
36	Wilt Chamberlain	vs STL	03/09/66
36	Wilt Chamberlain	vs CIN	02/28/67

### MOST ASSISTS

AST	PLAYER	OPP	DATE
21	Wilt Chamberlain	vs DET	02/02/68
21	Maurice Cheeks	vs NJ	10/30/82
19	Wilt Chamberlain	vs CIN (OT)	03/19/68
19	Maurice Cheeks	vs WAS	04/13/87
19	Dana Barros	at PHO	01/04/95
18	Paul Seymour	at PHI	01/26/55
18	Larry Costello	vs BOS	03/30/60
18	Maurice Cheeks	vs SA	11/07/86
18	Andre Miller	vs CHI	03/26/08
17	Wilt Chamberlain	at CIN	02/17/67
17	Maurice Cheeks	vs HOU	11/21/81
17	Maurice Cheeks	vs SD	03/03/82
17	Maurice Cheeks	vs WAS	11/14/82

### MOST STEALS

STL	PLAYER	OPP	DATE
9	Maurice Cheeks	vs LAC	01/05/87
9	Hersey Hawkins	vs BOS	01/25/91
9	Allen Iverson	vs ORL	03/19/00
9	Allen Iverson	vs LAL (OT)	12/20/02
8	Julius Erving	vs WAS	11/12/76
8	Henry Bibby	at POR	03/01/77
8	Maurice Cheeks	vs PHO	03/17/84
8	Maurice Cheeks	vs SA	11/07/86
8	Hersey Hawkins	vs MIL (OT)	12/04/90
8	Allen Iverson	at ATL	03/29/03
8	Allen Iverson	at CHI	11/07/03

### MOST BLOCKS

BLK	PLAYER	OPP	DATE
10	Harvey Catchings	vs ATL	03/21/75
10	Manute Bol	at SAC	02/14/91
10	Dikembe Mutombo	at CHI	12/01/01
9	Moses Malone	vs SD (OT)	11/13/83
9	Manute Bol	vs BOS	04/18/91
9	Manute Bol	at LAL (OT)	03/05/93
9	Shawn Bradley	at DAL	01/07/94
9	Shawn Bradley	vs LAC	11/18/94
9	Theo Ratliff	at VAN (OT)	03/24/99
9	Theo Ratliff	vs WAS	11/29/00
9	Dikembe Mutombo	vs ATL	03/09/01
9	Dikembe Mutombo	vs MEM	12/02/01
9	Samuel Dalembert	vs NY	04/03/04
9	Samuel Dalembert	vs. MIN	12/12/07

### MOST TURNOVERS

TO	PLAYER	OPP	DATE
12	Allen Iverson	vs. GSW	03/08/05
11	Allen Iverson	vs. CHI	03/19/05
10	Julius Erving	at ATL	11/15/77
10	Darryl Dawkins	at PHO	03/04/79
10	Charles Barkley	vs NJ	03/27/87
10	Cliff Robinson	vs NY	04/05/88
10	Allen Iverson	vs VAN	11/30/96
10	Clarence Weatherspoon	at BOS (OT)	01/22/97
10	Allen Iverson	vs ORL	03/28/01
9	Done 29 Times		

(Last: Allen Iverson vs. NJ, 3/2/05)

# Records



## OPPONENTS 50-POINT CLUB

PTS	PLAYER	OPP	DATE	FGM-A	3PM-A	FTM-A	W/L	SCORE
70	Wilt Chamberlain	vs. SF	03/10/1963	27-38	---	16-22	W	163-148
63	Wilt Chamberlain	vs. SF	11/26/1964	27-58	---	9-20	W	128-117
62	Wilt Chamberlain	vs. PHI	01/21/1962	25-42	---	12-17	L	132-139
61	Wilt Chamberlain	at SF	12/11/1962	27-57	---	7-11	L	124-136
59	Wilt Chamberlain	vs. SF	01/28/1964	24-36	---	11-20	L	117-139
57	Richie Guerin	at NY	12/11/1959	18-31	---	21-26	L	121-152
56	Wilt Chamberlain	at PHI	01/05/1961	20-32	---	16-22	L	127-139
56	Elgin Baylor	at LA	01/24/1961	19-30	---	18-20	L	107-116
56	Wilt Chamberlain	vs. PHI	03/01/1961	22-44	---	12-20	W	149-128
56	Michael Jordan	at CHI	03/24/1987	22-32	0-1	12-15	L	91-93
55	Wilt Chamberlain	at PHI	10/27/1961	21-45	---	13-21	W	126-122
55	Wilt Chamberlain	at PHI	11/09/1961	20-38	---	15-27	L	108-151
55	Rick Barry	at GS	01/23/1975	23-49	---	9-10	L	100-108
53	Kareem Abdul-Jabbar	at MIL	02/18/1972	18-28	---	17-22	W	132-126
52	George Yardley	at DET	02/04/1958	18-31	---	16-16	L	113-118
52	Michael Jordan	vs. CHI	11/16/1988	24-29	0-1	4-4	W	123-110
51	Bob Pettit	vs. STL	12/21/1957	18-27	---	15-20	L	136-146
51	Wilt Chamberlain	at PHI	12/26/1961	21-53	---	9-15	L	111-118
51	Rick Barry	at GS	02/23/1974	22-40	---	7-8	L	106-125
51	Rick Barry	at GS	10/29/1977	22-38	---	7-8	L	110-113
50	Neil Johnston	vs. PHI	02/16/1954	18-30	---	14-16	L	77-95
50	Elgin Baylor	at LA	12/04/1961	17-34	---	16-22	L	120-131
50	Wilt Chamberlain	at PHI	02/04/1962	19-35	---	12-18	L	117-128
50	Elgin Baylor	at LA	12/12/1962	20-29	---	10-13	L	120-126
50	Oscar Robertson	vs. CIN	02/06/1965	17-32	---	16-16	W	127-122
50	Pete Maravich	at ATL	01/16/1972	18-29	---	14-16	L	116-124
50	Bernard King	at GS	01/03/1981	20-25	0-0	10-11	W	119-105

## OPPONENTS TOP-5 SINGLE-GAME PERFORMANCES

### MOST REBOUNDS

REB	PLAYER	OPP	DATE
51	Bill Russell	at BOS	02/05/60
45	Wilt Chamberlain	at PHI	02/06/60
41	Bill Russell	at BOS	02/12/58
40	Wilt Chamberlain	at PHI	11/04/59
40	Jerry Lucas	vs. CIN	02/29/64

### MOST ASSISTS

AST	PLAYER	OPP	DATE
23	Jerry West	at LAL	02/01/67
22	Oscar Robertson	at CIN	10/29/61
22	John Stockton	vs. UTA	12/18/92
22	Sherman Douglas	vs. BOS	04/03/94
22	Andre Miller	at CLE	12/15/01

### MOST STEALS

STL	PLAYER	OPP	DATE
10	Fred Brown	vs. SEA	12/03/76
10	Eddie Jordan	vs. NJ	03/23/79
10	Ron Harper	at CLE	03/10/87
10	Mookie Blaylock	at ATL	04/14/98
10	Michael Finley	at DAL	01/23/01

### MOST BLOCKED SHOTS

BLK	PLAYER	OPP	DATE
13	Darryl Dawkins	at NJ	11/05/83
11	Mark Eaton	at UTA	12/30/88
11	Manute Bol	vs. GS	01/27/89
11	Greg Ostertag	at UTA (OT)	01/06/98
10	Larry Nance	vs. PHO	01/04/88
10	Marcus Camby	at TOR	04/19/98

### MOST FREE THROWS

FTM	PLAYER	OPP	DATE
21	Richie Guerin	at NY	12/11/59
21	Lenny Wilkens	vs. SEA	11/08/69
20	Jerry West	at LAL	12/21/66
19	Bob Pettit	at STL	12/27/56
19	Jerry West	vs. LAL	12/17/65
19	Bob Rule	at SEA	11/15/69

### MOST FIELD GOALS

FGM	PLAYER	OPP	DATE
27	Wilt Chamberlain	at SF	12/11/62
27	Wilt Chamberlain	vs. SF	03/10/63
27	Wilt Chamberlain	vs. SF	11/26/64
25	Wilt Chamberlain	vs. PHI (OT)	01/21/62
24	Wilt Chamberlain	vs. SF	01/28/64
24	Michael Jordan	vs. CHI	11/16/88





# Records



## ALL-TIME INDIVIDUAL HIGHS (SINGLE-SEASON)

MOST GAMES PLAYED		
Wilt Chamberlain	1967-68	82
Matt Guokas	1967-68	82
Luke Jackson	1967-68	82
Hal Greer, Chet Walker	1967-68	82
Hal Greer, Chet Walker, Darrall Imhoff	1968-69	82
Archie Clark, Billy Cunningham	1968-69	82
Bailey Howell	1970-71	82
Fred Boyd, Manny Leaks	1972-73	82
Steve Mix	1973-74	82
Leroy Ellis	1974-75	82
Fred Carter	1975-76	82
Caldwell Jones, Julius Erving	1976-77	82
Henry Bibby, Steve Mix	1977-78	82
Henry Bibby, Maurice Cheeks	1978-79	82
Henry Bibby	1979-80	82
Julius Erving, Lionel Hollins	1980-81	82
Charles Barkley, Sedale Threatt	1984-85	82
Maurice Cheeks	1985-86	82
Mike Gminski, Ron Anderson, Brooks	1988-89	82
Hersey Hawkins	1989-90	82
Ron Anderson, Manute Bol	1990-91	82
Ron Anderson, Johnny Dawkins	1991-92	82
Clarence Weatherspoon	1992-93	82
Clarence Weatherspoon	1993-94	82
Dana Barros, Shawn Bradley	1994-95	82
Clarence Weatherspoon, Michael Cage	1996-97	82
Aaron McKie, Eric Snow	1999-00	82
George Lynch	2000-01	82
Allen Iverson, Eric Snow	2002-03	82
Samuel Dalembert, Eric Snow	2003-04	82
Kyle Korver, Andre Iguodala	2004-05	82
Kyle Korver, Andre Iguodala, John Salmons	2005-06	82
Samuel Dalembert	2006-07	82
S. Dalembert, A. Iguodala, A. Miller	2007-08	82
S. Dalembert, A. Iguodala, A. Miller	2008-09	82
Samuel Dalembert, Andre Iguodala	2009-10	82

MOST POINTS			
1. Wilt Chamberlain	1965-66	2649	
2. Allen Iverson	2005-06	2377	
3. Allen Iverson	2004-05	2302	
4. Charles Barkley	1987-88	2264	
5. Allen Iverson	2002-03	2262	
6. Allen Iverson	2000-01	2207	
7. Billy Cunningham	1969-70	2114	
8. Julius Erving	1979-80	2100	
9. Charles Barkley	1988-89	2037	
10. Billy Cunningham	1968-69	2034	

BEST SCORING AVERAGE			
<i>Min. 20 Games Played</i>			
1. Wilt Chamberlain	1965-66	33.5	
2. Allen Iverson	2005-06	33.0	
3. Allen Iverson	2001-02	31.4	
4. Allen Iverson	2000-01	31.1	
5. Allen Iverson	2004-05	30.7	
6. Wilt Chamberlain	1964-65	30.1	
7. Allen Iverson	1999-00	28.4	
8. Charles Barkley	1987-88	28.3	
9t. Charles Barkley	1990-91	27.6	
9t. Allen Iverson	2002-03	27.6	

MOST MINUTES			
1. Wilt Chamberlain	1967-68	3836	
2. Wilt Chamberlain	1965-66	3737	
3. Wilt Chamberlain	1966-67	3682	
4. Allen Iverson	2002-03	3485	
5. Billy Cunningham	1968-69	3345	
6. Hal Greer	1965-66	3326	
7. Dana Barros	1994-95	3318	
8. Hal Greer	1968-69	3311	
9. Maurice Cheeks	1985-86	3270	
10. Andre Iguodala	2008-09	3269	

### SIXERS INDIVIDUAL SINGLE-SEASON RECORDS

Total Points	2649	Wilt Chamberlain	1965-66
Average Points per Game	33.5	Wilt Chamberlain	1965-66
Minutes Played	3836	Wilt Chamberlain	1967-68
FG	1074	Wilt Chamberlain	1965-66
FGA	1990	Wilt Chamberlain	1965-66
FG Percentage	.683	Wilt Chamberlain	1966-67
3-PT FG	226	Kyle Korver	2004-05
3-PT FG Attempted	558	Kyle Korver	2004-05
3-PT FG Percentage	.464	Dana Barros	1994-95
FT Made	737	Moses Malone	1984-85
FT Attempted	976	Wilt Chamberlain	1965-66
FT Percentage	.938	Mike Gminski	1987-88
Rebounds	1957	Wilt Chamberlain	1966-67
Rebounds Offensive	445	Moses Malone	1982-83
Rebounds Defensive	749	Moses Malone	1982-83
Assists	753	Maurice Cheeks	1985-86
Personal Fouls	338	Shawn Bradley	1994-95
Disqualifications	18	Shawn Bradley	1994-95
Steals	225	Allen Iverson	2002-03
Blocked Shots	274	Shawn Bradley	1994-95
Turnovers	350	Charles Barkley	1985-86

# Records



## ALL-TIME INDIVIDUAL HIGHS (SINGLE-SEASON)

MOST FIELD GOALS			
1. Wilt Chamberlain	1965-66	1074	
2. Julius Erving	1979-80	838	
3. Wilt Chamberlain	1967-68	819	
4. Allen Iverson	2005-06	815	
5. Allen Iverson	2002-03	804	
6. Billy Cunningham	1969-70	802	
7. Julius Erving	1980-81	794	
8. Wilt Chamberlain	1966-67	785	
9. Julius Erving	1981-82	780	
10. Hal Greer	1967-68	777	

MOST FIELD GOALS ATTEMPTED			
1. Wilt Chamberlain	1965-66	1990	
2. Allen Iverson	2002-03	1940	
3. Allen Iverson	2005-06	1822	
4. Allen Iverson	2004-05	1818	
5. Allen Iverson	2000-01	1813	
6. Billy Cunningham	1968-69	1736	
7. Allen Iverson	1999-00	1733	
8. Billy Cunningham	1969-70	1710	
9. Allen Iverson	2001-02	1669	
10. Fred Carter	1973-74	1641	

BEST FIELD GOAL PERCENTAGE			
<i>Min. 100 FGM</i>			
1. Wilt Chamberlain	1966-67	.683	
2. Darryl Dawkins	1976-77	.628	
3. Darryl Dawkins	1980-81	.607	
4. Steven Hunter	2005-06	.601	
5. Charles Barkley	1989-90	.600	
6. Wilt Chamberlain	1967-68	.595	
7. Charles Barkley	1986-87	.594	
8. Warren Kidd	1993-94	.592	
9. Todd MacCulloch	2000-01	.589	
10. Charles Barkley	1987-88	.587	

THREE POINT FIELD GOALS			
<i>3-PT. FG have been compiled since 1979-80</i>			
1. Kyle Korver	2004-05	226	
2. Dana Barros	1994-95	197	
3. Kyle Korver	2005-06	184	
4. Allen Iverson	1996-97	155	
5. Vernon Maxwell	1995-96	146	
6. Dana Barros	1993-94	135	
7. Kyle Korver	2006-07	132	
8. Hersey Hawkins	1992-93	122	
9. Hersey Hawkins	1990-91	108	
10. Willie Burton	1994-95	106	

THREE POINT FIELD GOAL ATTEMPTS			
<i>3-PT. FGA have been compiled since 1979-80</i>			
1. Kyle Korver	2004-05	558	
2. Vernon Maxwell	1995-96	460	
3. Allen Iverson	1996-97	455	
4. Kyle Korver	2005-06	438	
5. Dana Barros	1994-95	425	
6. Dana Barros	1993-94	354	
7. Jerry Stackhouse	1996-97	342	
8t. Kyle Korver	2006-07	307	
8t. Hersey Hawkins	1992-93	307	
8t. Andre Iguodala	2007-08	307	

### THREE POINT FIELD GOAL PERCENTAGE

*3-PT. FG PCT. has been compiled since 1979-80*  
*Min. 50 3-PT FGM*

1. Dana Barros	1994-95	.464
2. Aaron McKie	2003-04	.436
3. Kyle Korver	2006-07	.430
4. Hersey Hawkins	1988-89	.428
5. Gerald Henderson	1987-88	.421
6t. Kyle Korver	2005-06	.420
6t. Hersey Hawkins	1989-90	.420
8. Kyle Korver	2004-05	.405
9. Hersey Hawkins	1990-91	.400
10. Aaron McKie	2001-02	.398

### MOST FREE THROWS

1. Moses Malone	1984-85	737
2. Charles Barkley	1987-88	714
3. Dolph Schayes	1960-61	680
4. Allen Iverson	2005-06	675
5. Allen Iverson	2004-05	656
6. Dolph Schayes	1957-58	629
7. Dolph Schayes	1956-57	625
8. Moses Malone	1985-86	617
9. Charles Barkley	1988-89	602
10. Moses Malone	1982-83	600

### MOST FREE THROWS ATTEMPTED

1. Wilt Chamberlain	1965-66	976
2. Charles Barkley	1987-88	951
3. Wilt Chamberlain	1967-68	932
4. Moses Malone	1984-85	904
5. Wilt Chamberlain	1966-67	875
6. Allen Iverson	2005-06	829
7. Charles Barkley	1988-89	799
8. Moses Malone	1982-83	788
9. Allen Iverson	2004-05	786
10. Moses Malone	1985-86	784

### FREE THROW PERCENTAGE

*Min. of 50 FTM*

1. Mike Gminski	1987-88	.938
2. Kyle Korver	2006-07	.914
3. Doug Collins	1979-80	.911
4. Dolph Schayes	1956-57	.904
5. Dolph Schayes	1957-58	.904
6. Larry Costello	1966-67	.902
7. Dana Barros	1994-95	.899
8. Dolph Schayes	1961-62	.897
9. Dolph Schayes	1959-60	.893
10. Hersey Hawkins	1989-90	.888

### MOST REBOUNDS

*Rebounds have been compiled since 1950-51*

1. Wilt Chamberlain	1966-67	1957
2. Wilt Chamberlain	1967-68	1952
3. Wilt Chamberlain	1965-66	1943
4. Moses Malone	1982-83	1194
5. John (Red) Kerr	1961-62	1176
6. Billy Cunningham	1969-70	1101
7. Dolph Schayes	1950-51	1080
8. Billy Cunningham	1968-69	1050
9. John (Red) Kerr	1962-63	1039
10. Moses Malone	1984-85	1031







# Records



## ALL-TIME INDIVIDUAL HIGHS (SINGLE-SEASON)

### MOST OFFENSIVE REBOUNDS

*Offensive rebounds have been compiled since 1973-74*

1.	Moses Malone	1982-83	445
2.	Charles Barkley	1988-89	403
3.	Charles Barkley	1986-87	390
4.	Moses Malone	1984-85	385
5.	Charles Barkley	1987-88	385
6.	Charles Barkley	1989-90	361
7.	Charles Barkley	1985-86	354
8.	Moses Malone	1983-84	352
9.	Moses Malone	1985-86	339
10.	George McGinnis	1976-77	324

### MOST DEFENSIVE REBOUNDS

*Defensive rebounds have been compiled since 1973-74*

1.	Moses Malone	1982-83	749
2.	Caldwell Jones	1979-80	731
3.	George McGinnis	1975-76	707
4.	Charles Barkley	1985-86	672
5.	Moses Malone	1984-85	646
6.	Caldwell Jones	1980-81	613
7.	Dikembe Mutombo	2001-02	609
8.	Charles Barkley	1986-87	604
9.	Moses Malone	1983-84	598
10.	Leroy Ellis	1973-74	598

### MOST ASSISTS

1.	Maurice Cheeks	1985-86	753
2.	Wilt Chamberlain	1967-68	702
3.	Maurice Cheeks	1981-82	667
4.	Maurice Cheeks	1987-88	635
5.	Wilt Chamberlain	1966-67	630
6.	Eric Snow	1999-00	624
7.	Dana Barros	1994-95	619
8.	Johnny Dawkins	1989-90	601
9.	Allen Iverson	2004-05	596
10.	Allen Iverson	1996-97	567

### MOST PERSONAL FOULS

1.	Shawn Bradley	1994-95	338
2.	George McGinnis	1975-76	334
3.	Charles Barkley	1985-86	333
4.	Billy Cunningham	1969-70	331
5.	Billy Cunningham	1968-69	329
6.	Billy Cunningham	1970-71	328
7.	Darryl Dawkins	1979-80	328
8.	Darryl Dawkins	1980-81	316
9.	Hal Greer	1965-66	315
10.	Darrall Imhoff	1968-69	310

### MOST DISQUALIFICATIONS

*Disqualifications have been compiled since 1950-51*

1.	Shawn Bradley	1994-95	18
2.	Alex Hannum	1950-51	16
3.	Billy Cunningham	1969-70	15
4.	George McGinnis	1975-76	13
5t.	Darrall Imhoff	1968-69	12
5t.	Earl Lloyd	1953-54	12
5t.	Billy Cunningham	1965-66	12
5t.	Billy Cunningham	1971-72	12
9t.	Billy Gabor	1952-53	11
9t.	George Ratkovicz	1950-51	11

### MOST STEALS

*Steals have been compiled since 1973-74*

1.	Allen Iverson	2002-03	225
2.	Steve Mix	1973-74	212
3.	Maurice Cheeks	1981-82	209
4.	Maurice Cheeks	1985-86	207
5.	George McGinnis	1975-76	198
6.	Maurice Cheeks	1980-81	193
7.	Maurice Cheeks	1982-83	184
8.	Maurice Cheeks	1979-80	183
9t.	Maurice Cheeks	1986-87	180
9t.	Allen Iverson	2004-05	180

### MOST BLOCKED SHOTS

*Blocked shots have been compiled since 1973-74*

1.	Shawn Bradley	1994-95	274
2.	Manute Bol	1990-91	247
3.	Manute Bol	1991-92	205
4.	Theo Ratliff	1997-98	203
5.	Caldwell Jones	1976-77	200
6.	Samuel Dalembert	2007-08	192
7.	Dikembe Mutombo	2001-02	190
8.	Samuel Dalembert	2003-04	189
9.	Theo Ratliff	2000-01	187
10.	Theo Ratliff	1999-00	171

### TURNOVERS

*Turnovers have been compiled since 1977-78*

1.	Charles Barkley	1985-86	350
2.	Allen Iverson	2004-05	344
3.	Allen Iverson	1996-97	337
4.	Charles Barkley	1986-87	322
5.	Jerry Stackhouse	1996-97	316
6.	Julius Erving	1978-79	315
7.	George McGinnis	1977-78	312
8.	Charles Barkley	1987-88	304
9.	Andrew Toney	1983-84	297
10t.	Moses Malone	1984-85	286
10t.	Allen Iverson	2002-03	286



*Manute Bol, the tallest player ever to suit up for the Sixers at 7-foot-7, posted back-to-back seasons with 200-plus blocked shots (1990-91, 1991-92).*

# Records



## ALL-TIME INDIVIDUAL HIGHS (CAREER)

### MOST SEASONS WITH FRANCHISE

1.	Dolph Schayes	.16
2.	Hal Greer	.15
3.	Paul Seymour	.13
4t.	Maurice Cheeks	.11
4t.	Julius Erving	.11
4t.	Allen Iverson	.12
4t.	John (Red) Kerr	.11
8t.	Al Bianchi	.10
8t.	Larry Costello	.10
10t.	Billy Cunningham	.9
10t.	Steve Mix	.9

### MOST GAMES PLAYED

1.	Hal Greer	.1122
2.	Dolph Schayes	.1059
3.	Maurice Cheeks	.853
4.	Julius Erving	.836
5.	John (Red) Kerr	.834
6.	Allen Iverson	.722
7.	Paul Seymour	.693
8.	Al Bianchi	.687
9.	Steve Mix	.668
10.	Billy Cunningham	.654

### MOST POINTS

1.	Hal Greer	.21586
2.	Allen Iverson	.19931
3.	Dolph Schayes	.19247
4.	Julius Erving	.18364
5.	Charles Barkley	.14184
6.	Billy Cunningham	.13626
7.	John (Red) Kerr	.11699
8.	Maurice Cheeks	.10429
9.	Chet Walker	.9043
10.	Larry Costello	.7957

### SCORING AVERAGE

*Min. of 100 games played*

1.	Wilt Chamberlain	.27.6
2.	Allen Iverson	.27.6
3.	Charles Barkley	.23.3
4.	Julius Erving	.22.0
5.	George McGinnis	.21.6
6.	Moses Malone	.21.0
7.	Billy Cunningham	.20.8
8.	Jerry Stackhouse	.19.5
9.	Hal Greer	.19.2
10.	Hersey Hawkins	.19.0

### MOST MINUTES PLAYED

*Minutes have been compiled since 1950-51*

1.	Hal Greer	.39788
2.	Dolph Schayes	.29800
3.	Allen Iverson	.29879
4.	Julius Erving	.28677
5.	Maurice Cheeks	.28583
6.	John (Red) Kerr	.26014
7.	Charles Barkley	.22761
8.	Billy Cunningham	.22406
9.	Larry Costello	.18624
10.	Chet Walker	.17624

### MOST FIELD GOALS

1.	Hal Greer	.8504
2.	Julius Erving	.7237
3.	Allen Iverson	.6962
4.	Dolph Schayes	.6134
5.	Billy Cunningham	.5116
6.	Charles Barkley	.5025
7.	John (Red) Kerr	.4623
8.	Maurice Cheeks	.4192
9.	Chet Walker	.3318
10.	Fred Carter	.3248

## SIXERS INDIVIDUAL CAREER RECORDS

Most Seasons With Franchise	16	Dolph Schayes	.1948-64
Most Games Played	1122	Hal Greer	.1958-73
Most Points	21586	Hal Greer	.1958-73
Scoring Average	27.6	Wilt Chamberlain	.1965-68
Most Minutes Played	39788	Hal Greer	.1958-73
Most Field Goals	8504	Hal Greer	.1958-73
Most Field Goals Attempted	18111	Hal Greer	.1958-73
Field Goal Percentage	.583	Wilt Chamberlain	.1965-68
Three-Point Field Goals Made	885	Allen Iverson	.1996-07, 2009-10
Three-Point Field Goals Attempted	2864	Allen Iverson	.1996-07, 2009-10
Three-Point Field Goal Percentage	.426	Dana Barros	.1993-95
Most Free Throws	6979	Dolph Schayes	.1948-64
Most Free Throws Attempted	8274	Dolph Schayes	.1948-64
Free Throw Percentage	.873	Mike Gminski	.1987-91
Most Rebounds	11256	Dolph Schayes	.1948-64
Most Offensive Rebounds	2688	Charles Barkley	.1984-92
Most Defensive Rebounds	4391	Charles Barkley	.1984-92
Most Assists	6212	Maurice Cheeks	.1978-89
Most Personal Fouls	3855	Hal Greer	.1958-73
Most Disqualifications	90	Dolph Schayes	.1948-64
Most Steals	1942	Maurice Cheeks	.1978-89
Most Blocked Shots	1293	Julius Erving	.1976-87
Turnovers	2662	Allen Iverson	.1996-07, 2009-10





# Records



## ALL-TIME INDIVIDUAL HIGHS (CAREER)

### MOST FIELD GOALS ATTEMPTED

1. Hal Greer	18811
2. Allen Iverson	16543
3. Dolph Schayes	15427
4. Julius Erving	14276
5. Billy Cunningham	11467
6. John (Red) Kerr	11059
7. Charles Barkley	8722
8. Maurice Cheeks	7940
9. Fred Carter	7539
10. Chet Walker	7254

### FIELD GOAL PERCENTAGE

Min. of 500 FGM

1. Wilt Chamberlain	.583
2. Charles Barkley	.576
3. Darryl Dawkins	.555
4. Bobby Jones	.542
5. Maurice Cheeks	.528
6. Samuel Dalembert	.527
7. Darrall Imhoff	.510
8. Julius Erving	.507
9. Steve Mix	.503
10. Doug Collings	.501

### THREE POINT FIELD GOALS

3-PT field goals have been compiled since 1979-80

1. Allen Iverson	.885
2. Kyle Korver	.661
3. Hersey Hawkins	.476
4. Andre Iguodala	.426
5. Dana Barros	.332
6. Aaron McKie	.295
7. Charles Barkley	.214
8. Jerry Stackhouse	.211
9. Lou Williams	.202
10. Vernon Maxwell	.167



Dana Barros connected on a franchise-record 42.6 percent from three-point range in two seasons with the 76ers (1993-95).

### THREE POINT FIELD GOALS ATTEMPTED

3-PT FGA have been compiled since 1979-80

1. Allen Iverson	2864
2. Kyle Korver	1618
3. Hersey Hawkins	1172
4. Andre Iguodala	1023
5. Charles Barkley	888
6. Aaron McKie	842
7. Dana Barros	779
8. Jerry Stackhouse	680
9. Vernon Maxwell	524
10. Derrick Coleman	424

### THREE POINT FIELD GOAL PERCENTAGE

3-PT FG PCT has been compiled since 1979-80

Min. 50 3FGM

1. Dana Barros	.426
2. Kyle Korver	.413
3. Hersey Hawkins	.406
4. Jrue Holiday	.390
4. Willie Burton	.385
5. Gerald Henderson	.376
6. Scott Brooks	.371
7. Keith Van Horn	.369
8. Jason Kapono	.368
9t. Trevor Ruffin	.366
9t. Rex Walters	.366

### MOST FREE THROWS

1. Dolph Schayes	.6979
2. Allen Iverson	.5024
3. Hal Greer	.4578
4. Charles Barkley	.3920
5. Julius Erving	.3844
6. Billy Cunningham	.3394
7. Moses Malone	.2589
8. John (Red) Kerr	.2453
9. Chet Walker	.2407
10. Larry Costello	.2231

### MOST FREE THROWS ATTEMPTED

1. Dolph Schayes	.8274
2. Allen Iverson	.6457
3. Hal Greer	.5717
4. Charles Barkley	.5347
5. Julius Erving	.4950
6. Billy Cunningham	.4717
7. John (Red) Kerr	.3410
8. Moses Malone	.3320
9. Chet Walker	.3255
10. Wilt Chamberlain	.3163

### FREE THROW PERCENTAGE

Min. of 200 FTM

1. Kyle Korver	.880
2. Mike Gminski	.873
3. Dana Barros	.872
4. Jeff Hornacek	.868
5. Hersey Hawkins	.867
6. Johnny Dawkins	.851
7t. Larry Costello	.846
7t. Ron Anderson	.846
9. Dolph Schayes	.843
10. Tom Van Arsdale	.834

# Records



## ALL-TIME INDIVIDUAL HIGHS (CAREER)

### MOST REBOUNDS

Rebounds have been compiled since 1950-51

1. Dolph Schayes	11256
2. John (Red) Kerr	9506
3. Charles Barkley	7079
4. Billy Cunningham	6638
5. Wilt Chamberlain	6632
6. Hal Greer	5665
7. Julius Erving	5601
8. Samuel Dalembert	4844
8. Luke Jackson	4613
9. Caldwell Jones	4454
10. Chet Walker	4416

### OFFENSIVE REBOUNDS

Offensive rebounds have been compiled since 1973-74

1. Charles Barkley	2688
2. Julius Erving	2067
3. Moses Malone	1627
4. Samuel Dalembert	1561
5. Steve Mix	1318
6. Clarence Weatherspoon	1142
7. Caldwell Jones	1115
8. Bobby Jones	950
9. George McGinnis	866
10. Darryl Dawkins	685

### DEFENSIVE REBOUNDS

Defensive rebounds have been compiled since 1973-74

1. Charles Barkley	4391
2. Julius Erving	3534
3. Caldwell Jones	3339
4. Samuel Dalembert	3283
5. Moses Malone	2646
6. Clarence Weatherspoon	2573
7. Steve Mix	2453
8. Darryl Dawkins	2323
9. Allen Iverson	2171
10. Bobby Jones	1992

### MOST ASSISTS

1. Maurice Cheeks	6212
2. Hal Greer	4540
3. Allen Iverson	4385
4. Julius Erving	3224
5. Dolph Schayes	3072
6. Eric Snow	2965
7. Larry Costello	2901
8. Billy Cunningham	2625
9. Paul Seymour	2335
10. Charles Barkley	2276

### MOST PERSONAL FOULS

1. Hal Greer	3855
2. Dolph Schayes	3664
3. Billy Cunningham	2431
4. Julius Erving	2286
5. John (Red) Kerr	2139
6. Larry Costello	2107
7. Al Bianchi	2069
8. Charles Barkley	2045
9. Maurice Cheeks	1934
10. Samuel Dalembert	1844

### MOST DISQUALIFICATIONS

Disqualifications have been compiled since 1950-51

1. Dolph Schayes	90
2. Hal Greer	72
3. Billy Cunningham	64
4. Al Bianchi	54
5. Larry Costello	47
6. Earl Lloyd	41
7. Dave Gambee	39
8t. John (Red) Kerr	34
8t. Darryl Dawkins	34
10. Charles Barkley	33

### MOST STEALS

Steals have been compiled since 1973-74

1. Maurice Cheeks	1942
2. Allen Iverson	1644
3. Julius Erving	1508
4. Charles Barkley	1007
5. Andre Iguodala	868
6. Steve Mix	851
7. Bobby Jones	727
8. Hersey Hawkins	722
9. Eric Snow	702
10. Aaron McKie	675

### BLOCKED SHOTS

Blocked Shots have been compiled since 1973-74

1. Julius Erving	1293
2. Samuel Dalembert	1131
3. Caldwell Jones	926
4. Theo Ratliff	710
5. Bobby Jones	694
6. Darryl Dawkins	635
7. Charles Barkley	606
8. Manute Bol	580
9. Clarence Weatherspoon	496
10. Moses Malone	478

### TURNOVERS

Turnovers have been compiled since 1977-78

1. Allen Iverson	2662
2. Julius Erving	2323
3. Charles Barkley	2127
4. Maurice Cheeks	1970
5. Andrew Toney	1394
6. Moses Malone	1120
7. Bobby Jones	1023
8. Andre Iguodala	1086
9. Eric Snow	967
10. Clarence Weatherspoon	947







# Records



## ALL-TIME ROOKIE LEADERS (SEASON)

### POINTS

PLAYER	YEAR	PTS
1. Allen Iverson	1996-97	1787
2. Jerry Stackhouse	1995-96	1384
3. Clarence Weatherspoon	1992-93	1280
4. Lee Shaffer	1961-62	1267
5. Hersey Hawkins	1988-89	1196
6. Charles Barkley	1984-85	1148
7. Billy Cunningham	1965-66	1143
8. Luke Jackson	1964-65	1126
9. Andrew Toney	1980-81	968
10. Chet Walker	1962-63	957

### MOST FIELD GOALS

PLAYER	YEAR	FG
1. Allen Iverson	1996-97	625
2. Lee Schaffer	1961-62	514
3. Clarence Weatherspoon	1992-93	494
4. Jerry Stackhouse	1995-96	452
5. Hersey Hawkins	1988-89	442

### MOST FIELD GOALS ATTEMPTED

PLAYER	YEAR	FGA
1. Allen Iverson	1996-97	1504
2. Lee Schaffer	1961-62	1180
3. Jerry Stackhouse	1995-96	1091
4. Clarence Weatherspoon	1992-93	1053
5. Luke Jackson	1964-65	1013

### MOST THREE-POINT FIELD GOALS

PLAYER	YEAR	3FGM
1. Allen Iverson	1996-97	155
2. Jerry Stackhouse	1995-96	93
3. Kyle Korver	2003-04	81
4. Hersey Hawkins	1988-89	71
5. Jrue Holiday	2009-10	62

### MOST THREE-POINT FIELD GOAL ATTEMPTS

PLAYER	YEAR	3FGA
1. Allen Iverson	1996-97	455
2. Jerry Stackhouse	1995-96	292
3. Kyle Korver	2003-04	207
4. Tim Thomas	1997-98	171
5. Hersey Hawkins	1988-89	166

### MOST FREE THROWS MADE

PLAYER	YEAR	FTM
1. Jerry Stackhouse	1995-96	387
2. Allen Iverson	1996-97	382
3. Charles Barkley	1984-85	293
4. Clarence Weatherspoon	1992-93	291
5. Luke Jackson	1964-65	288

### MOST FREE THROW ATTEMPTS

PLAYER	YEAR	FTA
1. Allen Iverson	1996-97	544
2. Jerry Stackhouse	1995-96	518
3. Billy Cunningham	1965-66	443
4. Clarence Weatherspoon	1992-93	408
5. Luke Jackson	1964-65	404



Allen Iverson set a franchise record with 1,787 points during his rookie season in 1996-97.

### MOST REBOUNDS

PLAYER	YEAR	REB
1. Luke Jackson	1964-65	980
2. Charles Barkley	1984-85	703
3. Billy Cunningham	1965-66	599
4. Clarence Weatherspoon	1992-93	589
5. Chet Walker	1962-63	561

### MOST ASSISTS

PLAYER	YEAR	AST
1. Allen Iverson	1996-97	567
2. Maurice Cheeks	1978-79	431
3. Scott Brooks	1988-89	306
4. Freddie Boyd	1972-73	301
5. Jrue Holiday	2009-10	280

### MOST STEALS

PLAYER	YEAR	STL
1. Maurice Cheeks	1978-79	174
2. Allen Iverson	1996-97	157
3. Andre Iguodala	2004-05	138
4. Hersey Hawkins	1988-89	120
5t. Charles Barkley	1984-85	95
5t. Speedy Claxton	2001-02	95

### MOST TURNOVERS

PLAYER	YEAR	TO
1. Allen Iverson	1996-97	337
2. Jerry Stackhouse	1995-96	252
3. Andrew Toney	1980-81	219
4. Charles Barkley	1984-85	209
5. Maurice Cheeks	1978-79	193

### MOST BLOCKED SHOTS

PLAYER	YEAR	BLK
1. Shawn Bradley	1993-94	147
2. Sharone Wright	1994-95	104
3. Charles Barkley	1984-85	80
4. Jerry Stackhouse	1995-96	79
5. Clarence Weatherspoon	1992-93	67

# Records



## FRANCHISE SCORING LEADERS (CAREER)

PLAYERS	YEARS	G	FG	3FG	FT	PTS	AVG
1. Hal Greer	1958-73	1122	8504	---	4578	21586	19.2
2. Allen Iverson	1996-07/2009-10	722	6962	885	5122	19931	27.6
3. Dolph Schayes	1949-64	1059	6134	---	6979	19247	18.2
4. Julius Erving	1976-87	836	7237	46	3844	18364	22.0
5. Charles Barkley	1984-92	610	5025	214	3920	14184	23.3
6. Billy Cunningham	1965-72/1974-76	654	5116	---	3394	13626	20.8
7. John (Red) Kerr	1954-65	834	4623	---	2453	11699	14.0
8. Maurice Cheeks	1978-89	853	4192	40	2005	10429	12.2
9. Chet Walker	1962-69	558	3318	---	2407	9043	16.2
10. Larry Costello	1957-68	615	2863	---	2231	7957	12.9
11. Andre Iguodala	2004-present	486	2676	426	1928	7706	15.9
12. Fred Carter	1971-77	409	3248	---	1177	7673	18.8
13. Hersey Hawkins	1988-93	403	2626	476	1929	7657	19.0
14. Wilt Chamberlain	1964-68	277	3105	---	1441	7651	27.6
15. Steve Mix	1974-82	668	2893	5	1768	7559	11.3
16. Moses Malone	1982-94/1993-94	357	2461	0	2589	7511	21.0
17. Andrew Toney	1980-88	468	2859	138	1602	7458	15.9
18. Doug Collins	1973-81	415	2927	0	1573	7427	17.9
19. Clarence Weatherspoon	1992-98	448	2669	10	1519	6867	15.3
20. Bobby Jones	1978-86	617	2471	0	1643	6585	10.7
21. Paul Seymour	1949-60	693	2211	---	1853	6275	9.1
22. Al Bianchi	1956-66	687	2212	---	1126	5550	8.1
23. Dave Gambee	1960-67	475	1932	---	1590	5454	11.5
24. Wali Jones	1965-71	454	2117	---	995	5229	11.5
25. Luke Jackson	1965-72	522	2004	---	1162	5170	9.9
26. Ron Anderson	1988-93	393	2151	95	741	5138	13.1
27. George McGinnis	1975-78	234	1894	---	1258	5046	21.6
28. Darryl Dawkins	1975-82	448	2062	0	885	5009	11.2
29. Samuel Dalembert	2001-present	582	1934	0	842	4710	8.1
30. Archie Clark	1968-71	241	1711	---	959	4381	18.2
31. Eric Snow	1997-04	452	1589	35	1162	4375	9.7
32. Aaron McKie	1997-05	536	1605	295	638	4143	7.3
33. Derrick Coleman	1995-98/2001-04	283	1429	123	962	3943	13.9
34. George King, Jr.	1951-56	348	1282	---	1045	3609	10.4
35. Mike Gminksi	1987-91	240	1413	4	755	3585	14.9
36. Kyle Korver	2003-2007	337	1221	661	424	3527	10.5
37. Andre Miller	2007-2009	221	1368	19	755	3510	15.9
38. Caldwell Jones	1977-82	482	1367	0	732	3466	7.2
39. Earl Lloyd	1952-58	413	1279	---	874	3432	8.3
40. Jerry Stackhouse	1995-98	175	1113	211	979	3416	19.5
41. Billy Gabor	1949-55	365	1195	---	962	3352	9.2
42. Johnny Dawkins	1990-94	313	1320	122	581	3343	10.7
43. Willie Green	2003-present	422	1596	259	503	3954	9.4
44. Henry Bibby	1976-80	327	1207	11	884	3309	10.1
45. Lee Shaffer	1961-64	196	1328	---	635	3291	16.8
46. Lou Williams	2005-present	316	1089	202	795	3175	10.0
47. Lloyd (World) Free	1975-78/1986-87	245	1135	2	893	3165	12.9
48. John (Red) Rocha	1951-56	279	1113	---	930	3156	11.3
49. Armon Gilliam	1990-93	211	1163	0	781	3107	14.7
50. Ed Conlin	1955-59	254	1150	---	775	3075	12.1





# Records



## YEARLY LEADERS

### MINUTES PLAYED - compiled since 1950-51

1951-52	Red Rocha	2543
1952-53	Paul Seymour	2684
1953-54	Paul Seymour	2727
1954-55	Paul Seymour	2950
1955-56	Dolph Schayes	2517
1956-57	Dolph Schayes	2851
1957-58	Dolph Schayes	2318
1958-59	Larry Costello	2750
1959-60	Dolph Schayes	2741
1960-61	Dolph Schayes	3007
1961-62	John Kerr	2768
1962-63	Hal Greer	2631
1963-64	Hal Greer	3157
1964-65	Hal Greer	2600
1965-66	Wilt Chamberlain	3737
1966-67	Wilt Chamberlain	3682
1967-68	<b>Wilt Chamberlain</b>	<b>3836</b>
1968-69	Billy Cunningham	3345
1969-70	Billy Cunningham	3194
1970-71	Archie Clark	3245
1971-72	Billy Cunningham	2900
1972-73	Fred Carter	2993
1973-74	Fred Carter	3044
1974-75	Fred Carter	3046
1975-76	Steve Mix	3039
1976-77	Julius Erving	2940
1977-78	Doug Collins	2770
1978-79	Julius Erving	2802
1979-80	Julius Erving	2812
1980-81	Julius Erving	2874
1981-82	Julius Erving	2789
1982-83	Moses Malone	2922
1983-84	Julius Erving	2683
1984-85	Moses Malone	2957
1985-86	Maurice Cheeks	3270
1986-87	Tim McCormick	2817
1987-88	Charles Barkley	3170
1988-89	Charles Barkley	3088
1989-90	Charles Barkley	3085
1990-91	Hersey Hawkins	3110
1991-92	Hersey Hawkins	3013
1992-93	Hersey Hawkins	2977
1993-94	Clarence Weatherspoon	3147
1994-95	Dana Barros	3318
1995-96	Clarence Weatherspoon	3096
1996-97	Jerry Stackhouse	3166
1997-98	Allen Iverson	3150
1998-99	Allen Iverson	1990
1999-00	Allen Iverson	2853
2000-01	Allen Iverson	2979
2001-02	Dikembe Mutombo	2907
2002-03	Allen Iverson	3485
2003-04	Eric Snow	2966
2004-05	Allen Iverson	3174
2005-06	Allen Iverson	3103
2006-07	Andre Iguodala	3062
2007-08	Andre Iguodala	3242
2008-09	Andre Iguodala	3269
2009-10	Andre Iguodala	3193
<b>TOTAL POINTS</b>		
1949-50	Dolph Schayes	1072
1950-51	Dolph Schayes	1121
1951-52	Dolph Schayes	868
1952-53	Dolph Schayes	1262
1953-54	Dolph Schayes	1228
1954-55	Dolph Schayes	1333
1955-56	Dolph Schayes	1472
1956-57	Dolph Schayes	1617
1957-58	Dolph Schayes	1791

† Bold denotes franchise record

1958-59	Dolph Schayes	1534
1959-60	Dolph Schayes	1689
1960-61	Dolph Schayes	1868
1961-62	Hal Greer	1619
1962-63	Hal Greer	1562
1963-64	Hal Greer	1865
1964-65	Hal Greer	1413
1965-66	<b>Wilt Chamberlain</b>	<b>2649</b>
1966-67	Wilt Chamberlain	1956
1967-68	Wilt Chamberlain	1992
1968-69	Billy Cunningham	2034
1969-70	Billy Cunningham	2114
1970-71	Billy Cunningham	1859
1971-72	Billy Cunningham	1744
1972-73	Fred Carter	1617
1973-74	Fred Carter	1666
1974-75	Fred Carter	1686
1975-76	George McGinnis	1769
1976-77	Julius Erving	1770
1977-78	George McGinnis	1587
1978-79	Julius Erving	1803
1979-80	Julius Erving	2100
1980-81	Julius Erving	2014
1981-82	Julius Erving	1974
1982-83	Moses Malone	1908
1983-84	Julius Erving	1727
1984-85	Moses Malone	1941
1985-86	Moses Malone	1759
1986-87	Charles Barkley	1564
1987-88	Charles Barkley	2264
1988-89	Charles Barkley	2037
1989-90	Charles Barkley	1989
1990-91	Charles Barkley	1849
1991-92	Charles Barkley	1730
1992-93	Hersey Hawkins	1643
1993-94	Clarence Weatherspoon	1506
1994-95	Dana Barros	1686
1995-96	Jerry Stackhouse	1384
1996-97	Allen Iverson	1787
1997-98	Allen Iverson	1758
1998-99	Allen Iverson	1284
1999-00	Allen Iverson	1989
2000-01	Allen Iverson	2207
2001-02	Allen Iverson	1883
2002-03	Allen Iverson	2262
2003-04	Allen Iverson	1266
2004-05	Allen Iverson	2302
2005-06	Allen Iverson	2377
2006-07	Andre Iguodala	1386
2007-08	Andre Iguodala	1630
2008-09	Andre Iguodala	1541
2009-10	Andre Iguodala	1401
<b>AVERAGE POINTS - Minimum of 20</b>		
1949-50	Dolph Schayes	16.8
1950-51	Dolph Schayes	17.0
1951-52	Dolph Schayes	13.8
1952-53	Dolph Schayes	17.8
1953-54	Dolph Schayes	17.1
1954-55	Dolph Schayes	18.5
1955-56	Dolph Schayes	20.4
1956-57	Dolph Schayes	22.5
1957-58	Dolph Schayes	24.9
1958-59	Dolph Schayes	21.3
1959-60	Dolph Schayes	22.5
1960-61	Dolph Schayes	23.6
1961-62	Hal Greer	22.8
1962-63	Hal Greer	19.5
1963-64	Hal Greer	23.3
1964-65	Wilt Chamberlain	30.1
1965-66	<b>Wilt Chamberlain</b>	<b>33.5</b>

# Records



## YEARLY LEADERS

### FIELD GOALS MADE

1949-50	Dolph Schayes	348
1950-51	Dolph Schayes	332
1951-52	Red Rocha	300
1952-53	Dolph Schayes	375
1953-54	Dolph Schayes	370
1954-55	Dolph Schayes	422
1955-56	Dolph Schayes	465
1956-57	Dolph Schayes	496
1957-58	Dolph Schayes	581
1958-59	Dolph Schayes	504
1959-60	Dolph Schayes	578
1960-61	Hal Greer	623
1961-62	Hal Greer	644
1962-63	Hal Greer	600
1963-64	Hal Greer	715
1964-65	Hal Greer	540
1965-66	<b>Wilt Chamberlain</b>	<b>1074</b>
1966-67	Wilt Chamberlain	785
1967-68	Wilt Chamberlain	819
1968-69	Billy Cunningham	739
1969-70	Billy Cunningham	802
1970-71	Billy Cunningham	702
1971-72	Billy Cunningham	658
1972-73	Fred Carter	679
1973-74	Fred Carter	706
1974-75	Fred Carter	715
1975-76	Fred Carter	665
1976-77	Julius Erving	685
1977-78	Doug Collins	643
1978-79	Julius Erving	715
1979-80	Julius Erving	838
1980-81	Julius Erving	794
1981-82	Julius Erving	780
1982-83	Moses Malone	654
1983-84	Julius Erving	678
1984-85	Julius Erving	610
1985-86	Charles Barkley	595
1986-87	Charles Barkley	557
1987-88	Charles Barkley	753
1988-89	Charles Barkley	700
1989-90	Charles Barkley	706
1990-91	Charles Barkley	665
1991-92	Charles Barkley	622
1992-93	Jeff Hornacek	582
1993-94	Clarence Weatherspoon	602
1994-95	Dana Barros	571
1995-96	Clarence Weatherspoon	491
1996-97	Allen Iverson	625
1997-98	Allen Iverson	649
1998-99	Allen Iverson	435
1999-00	Allen Iverson	729
2000-01	Allen Iverson	762
2001-02	Allen Iverson	665
2002-03	Allen Iverson	804
2003-04	Allen Iverson	435
2004-05	Allen Iverson	771
2005-06	Allen Iverson	815
2006-07	Andre Iguodala	443
2007-08	Andre Iguodala	582
2008-09	Andre Iguodala	542
2009-10	Andre Iguodala	496
<b>FIELD GOAL ATTEMPTS</b>		
1949-50	Dolph Schayes	903
1950-51	Dolph Schayes	930
1951-52	Red Rocha	749
1952-53	Dolph Schayes	1022
1953-54	Dolph Schayes	973
1954-55	Dolph Schayes	1103
1955-56	Dolph Schayes	1202

† Bold denotes franchise record



Julius Erving, one of the most prolific players in Sixers history, led the team in scoring average in six-straight seasons (1976-82).

### Average Points Continued ...

1966-67	Wilt Chamberlain	24.1
1967-68	Wilt Chamberlain	24.3
1968-69	Billy Cunningham	24.8
1969-70	Billy Cunningham	26.1
1970-71	Billy Cunningham	23.0
1971-72	Billy Cunningham	23.3
1972-73	Fred Carter	20.0
1973-74	Fred Carter	21.4
1974-75	Fred Carter	21.9
1975-76	George McGinnis	23.0
1976-77	Julius Erving	21.6
1977-78	Julius Erving	20.6
1978-79	Julius Erving	23.1
1979-80	Julius Erving	26.9
1980-81	Julius Erving	24.6
1981-82	Julius Erving	24.4
1982-83	Moses Malone	24.5
1983-84	Moses Malone	22.7
1984-85	Moses Malone	24.6
1985-86	Moses Malone	23.8
1986-87	Charles Barkley	23.0
1987-88	Charles Barkley	28.3
1988-89	Charles Barkley	25.8
1989-90	Charles Barkley	25.2
1990-91	Charles Barkley	27.6
1991-92	Charles Barkley	23.1
1992-93	Hersey Hawkins	20.3
1993-94	Clarence Weatherspoon	18.4
1994-95	Dana Barros	20.6
1995-96	Jerry Stackhouse	19.2
1996-97	Allen Iverson	23.5
1997-98	Allen Iverson	22.0
1998-99	Allen Iverson	26.8
1999-00	Allen Iverson	28.4
2000-01	Allen Iverson	31.1
2001-02	Allen Iverson	31.4
2002-03	Allen Iverson	27.6
2003-04	Allen Iverson	26.4
2004-05	Allen Iverson	30.7
2005-06	Allen Iverson	33.0
2006-07	Andre Iguodala	18.2
2007-08	Andre Iguodala	19.9
2008-09	Andre Iguodala	18.8
2009-10	Andre Iguodala	17.1







# Records



## YEARLY LEADERS

*Field Goal Attempts Continued ...*

1956-57	Dolph Schayes	1308
1957-58	Dolph Schayes	1458
1958-59	Dolph Schayes	1304
1959-60	Dolph Schayes	1440
1960-61	Dolph Schayes	1595
1961-62	Hal Greer	1442
1962-63	Lee Shaffer	1393
1963-64	Hal Greer	1611
1964-65	Hal Greer	1245
1965-66	<b>Wilt Chamberlain</b>	<b>1990</b>
1966-67	Hal Greer	1524
1967-68	Hal Greer	1626
1968-69	Billy Cunningham	1736
1969-70	Billy Cunningham	1710
1970-71	Billy Cunningham	1519
1971-72	Billy Cunningham	1428
1972-73	Fred Carter	1614
1973-74	Fred Carter	1641
1974-75	Fred Carter	1598
1975-76	Fred Carter	1594
1976-77	George McGinnis	1439
1977-78	George McGinnis	1270
1978-79	Julius Erving	1455
1979-80	Julius Erving	1614
1980-81	Julius Erving	1524
1981-82	Julius Erving	1428
1982-83	Moses Malone	1305
1983-84	Julius Erving	1324
1984-85	Moses Malone	1284
1985-86	Moses Malone	1246
1986-87	Charles Barkley	937
1987-88	Charles Barkley	1283
1988-89	Charles Barkley	1208
1989-90	Charles Barkley	1177
1990-91	Charles Barkley	1251
1991-92	Hersey Hawkins	1126
1992-93	Jeff Hornacek	1239
1993-94	Clarence Weatherspoon	1246
1994-95	Clarence Weatherspoon	1238
1995-96	Jerry Stackhouse	1091
1996-97	Allen Iverson	1504
1997-98	Allen Iverson	1407
1998-99	Allen Iverson	1056
1999-00	Allen Iverson	1733
2000-01	Allen Iverson	1813
2001-02	Allen Iverson	1669
2002-03	Allen Iverson	1940
2003-04	Allen Iverson	1125
2004-05	Allen Iverson	1818
2005-06	Allen Iverson	1822
2006-07	Andre Iguodala	991
2007-08	Andre Iguodala	1277
2008-09	Andre Iguodala	1147
2009-10	Andre Iguodala	1120

**FIELD GOAL PERCENTAGE - Minimum of 100**

149-50	Ed Peterson	42.8
1950-51	George Ratkovicz	41.5
1951-52	George King	40.6
1952-53	George King	40.2
1953-54	Billy Kenville	38.4
1954-55	John Kerr	41.9
1955-56	John Kerr	40.3
1956-57	John Kerr	40.3
1957-58	Larry Costello	42.6
1958-59	Hal Greer	45.4
1959-60	Hal Greer	47.6
1960-61	Larry Costello	48.2
1961-62	Hal Greer	44.7
1962-63	John Kerr	47.4

† Bold denotes franchise record

1963-64	Hal Greer	44.4
1964-65	Wilt Chamberlain	52.8
1965-66	Wilt Chamberlain	54.0
1966-67	<b>Wilt Chamberlain</b>	<b>68.3</b>
1967-68	Wilt Chamberlain	59.5
1968-69	Johnny Green	51.8
1969-70	Darall Imhoff	54.0
1970-71	Archie Clark	49.6
1971-72	Bill Bridges	50.9
1972-73	Dale Schlueter	52.4
1973-74	Steve Mix	47.5
1974-75	Doug Collins	48.8
1975-76	Doug Collins	51.3
1976-77	Darryl Dawkins	62.8
1977-78	Darryl Dawkins	57.5
1978-79	Eric Money	54.8
1979-80	Maurice Cheeks	54.0
1980-81	Darryl Dawkins	60.7
1981-82	Bobby Jones, Darryl Dawkins	56.4
1982-83	Bobby Jones	54.3
1983-84	Maurice Cheeks	55.0
1984-85	Maurice Cheeks	57.0
1985-86	Charles Barkley	57.2
1986-87	Charles Barkley	59.4
1987-88	Charles Barkley	58.7
1988-89	Charles Barkley	57.9
1989-90	Charles Barkley	60.0
1990-91	Charles Barkley	57.0
1991-92	Charles Barkley	55.2
1992-93	Hersey Hawkins, Jeff Hornacek	47.0
1993-94	Warren Kidd	59.2
1994-95	Jeff Malone	50.7
1995-96	Derrick Alston	51.2
1996-97	Scott Williams	50.9
1997-98	Theo Ratliff	51.2
1998-99	Matt Geiger	47.9
1999-00	Theo Ratliff	50.3
2000-01	Todd MacCulloch	58.9
2001-02	Dikembe Mutombo	50.1
2002-03	Brian Skinner	55.0
2003-04	Samuel Dalembert	54.1
2004-05	Samuel Dalembert	52.4
2005-06	Steven Hunter	60.1
2006-07	Steven Hunter	57.7
2007-08	Thaddeus Young	53.9
2008-09	Marreese Speights	50.2
2009-10	Samuel Dalembert	54.5


**3-PT FIELD GOALS MADE - compiled since 1979-80**

1979-80	Henry Bibby	11
1980-81	Andrew Toney	9
1981-82	Andrew Toney	25
1982-83	Andrew Toney	22
1983-84	Andrew Toney	12
1984-85	Andrew Toney	39
1985-86	Charles Barkley	17
1986-87	Andrew Toney	22
1987-88	Gerald Henderson	67
1988-89	Hersey Hawkins	71
1989-90	Hersey Hawkins	84
1990-91	Hersey Hawkins	108
1991-92	Hersey Hawkins	91
1992-93	Hersey Hawkins	122
1993-94	Dana Barros	135
1994-95	Dana Barros	197
1995-96	Vernon Maxwell	146
1996-97	Allen Iverson	155
1997-98	Allen Iverson	70
1998-99	Allen Iverson	58
1999-00	Allen Iverson	89
2000-01	Allen Iverson	98
2001-02	Allen Iverson	78

# Records



## YEARLY LEADERS



In 2004-05, Kyle Korver set the single-season franchise record and tied for the NBA lead with 226 three-point field goals made.

**3-PT Field Goals Made Continued ...**

2002-03	Allen Iverson	84
2003-04	Kyle Korver	81
2004-05	<b>Kyle Korver</b>	<b>226</b>
2005-06	Kyle Korver	184
2006-07	Kyle Korver	132
2007-08	Andre Iguodala	101
2008-09	Andre Iguodala	80
2009-10	Andre Iguodala	94

**3-PT FIELD GOAL ATTEMPTS - compiled since 1979-80**

1979-80	Henry Bibby	52
1980-81	Andrew Toney	29
1981-82	Andrew Toney	59
1982-83	Andrew Toney	76
1983-84	Andrew Toney	38
1984-85	Andrew Toney	105
1985-86	Charles Barkley	75
1986-87	Charles Barkley	104
1987-88	Gerald Henderson	159
1988-89	Hersey Hawkins	166
1989-90	Hersey Hawkins	200
1990-91	Hersey Hawkins	270
1991-92	Hersey Hawkins	229
1992-93	Hersey Hawkins	556
1993-94	Dana Barros	354
1994-95	Dana Barros	425
1995-96	Vernon Maxwell	460
1996-97	Allen Iverson	455
1997-98	Allen Iverson	235
1998-99	Allen Iverson	199
1999-00	Allen Iverson	261
2000-01	Allen Iverson	306
2001-02	Allen Iverson	268
2002-03	Allen Iverson	303
2003-04	Kyle Korver	207
2004-05	<b>Kyle Korver</b>	<b>558</b>
2005-06	Kyle Korver	438
2006-07	Kyle Korver	307
2007-08	Andre Iguodala	307
2008-09	Andre Iguodala	261
2009-10	Andre Iguodala	303

## 3-PT FIELD GOAL PERCENTAGE

Compiled since 1979-80 - Minimum of 20

1979-80	Henry Bibby	21.2
1980-81	Andrew Toney	31.0
1981-82	Andrew Toney	42.4
1982-83	Andrew Toney	28.9
1983-84	Maurice Cheeks	40.0
1984-85	Andrew Toney	37.1
1985-86	Leon Wood	44.8
1986-87	Andrew Toney	32.8
1987-88	Gerald Henderson	42.1
1988-89	Hersey Hawkins	42.8
1989-90	Hersey Hawkins	42.0
1990-91	Hersey Hawkins	40.0
1991-92	Hersey Hawkins	39.7
1992-93	Hersey Hawkins	39.7
1993-94	Dana Barros	38.1
1994-95	<b>Dana Barros</b>	<b>46.4</b>
1995-96	Scott Skiles	44.1
1996-97	Rex Walters	38.5
1997-98	Tim Thomas	36.3
1998-99	George Lynch	39.1
1999-00	Aaron McKie	36.4
2000-01	Toni Kukoc	41.0
2001-02	Aaron McKie	39.8
2002-03	Keith Van Horn	36.9
2003-04	Aaron McKie	43.6
2004-05	Kyle Korver	40.5
2005-06	Kyle Korver	42.0
2006-07	Kyle Korver	43.0
2007-08	Lou Williams	35.9
2008-09	Thaddeus Young	34.1
2009-10	Jrue Holiday	39.0

**FREE THROWS MADE**

1949-50	Dolph Schayes	376
1950-51	Dolph Schayes	457
1951-52	Dolph Schayes	342
1952-53	Dolph Schayes	512
1953-54	Dolph Schayes	488
1954-55	Dolph Schayes	489
1955-56	Dolph Schayes	542
1956-57	Dolph Schayes	625
1957-58	Dolph Schayes	629
1958-59	Dolph Schayes	526
1959-60	Dolph Schayes	533
1960-61	Dolph Schayes	680
1961-62	Dave Gambee	384
1962-63	Hal Greer	362
1963-64	Hal Greer	435
1964-65	Hal Greer	335
1965-66	Wilt Chamberlain	501
1966-67	Chet Walker	445
1967-68	Hal Greer	422
1968-69	Billy Cunningham	556
1969-70	Billy Cunningham	510
1970-71	Billy Cunningham	455
1971-72	Billy Cunningham	428
1972-73	Fred Carter	259
1973-74	Tom Van Arsdale	298
1974-75	Bill Cunningham	345
1975-76	George McGinnis	475
1976-77	Julius Erving	400
1977-78	Lloyd Free & McGinnis	411
1978-79	Julius Erving	373
1979-80	Julius Erving	420
1980-81	Julius Erving	422
1981-82	Julius Erving	411
1982-83	Moses Malone	600
1983-84	Moses Malone	545





# Records



## YEARLY LEADERS

Free Throws Made Continued...

1984-85	Moses Malone	737
1985-86	Moses Malone	617
1986-87	Charles Barkley	429
1987-88	Charles Barkley	714
1988-89	Charles Barkley	602
1989-90	Charles Barkley	557
1990-91	Charles Barkley	475
1991-92	Charles Barkley	454
1992-93	Hersey Hawkins	419
1993-94	Clarence Weatherspoon	298
1994-95	Dana Barros	347
1995-96	Jerry Stackhouse	387
1996-97	Jerry Stackhouse	511
1997-98	Allen Iverson	390
1998-99	Allen Iverson	356
1999-00	Allen Iverson	442
2000-01	Allen Iverson	585
2001-02	Allen Iverson	475
2002-03	Allen Iverson	570
2003-04	Allen Iverson	339
2004-05	Allen Iverson	656
2005-06	Allen Iverson	675
2006-07	Andre Iguodala	452
2007-08	Andre Iguodala	365
2008-09	Andre Iguodala	377
2009-10	Andre Iguodala	315

### FREE THROWS ATTEMPTED

1949-50	Dolph Schayes	486
1950-51	Dolph Schayes	608
1951-52	Dolph Schayes	424
1952-53	Dolph Schayes	619
1953-54	Dolph Schayes	590
1954-55	Dolph Schayes	587
1955-56	Dolph Schayes	632
1956-57	Dolph Schayes	691
1957-58	Dolph Schayes	696
1958-59	Dolph Schayes	609
1959-60	Dolph Schayes	597
1960-61	Dolph Schayes	783
1961-62	Dolph Schayes	470
1962-63	Hal Greer	434
1963-64	Hal Greer	525
1964-65	Hal Greer	413
1965-66	Wilt Chamberlain	976
1966-67	Wilt Chamberlain	875
1967-68	Wilt Chamberlain	932
1968-69	Billy Cunningham	754
1969-70	Billy Cunningham	700
1970-71	Billy Cunningham	620
1971-72	Billy Cunningham	601
1972-73	Fred Carter	368
1973-74	Fred Carter	358
1974-75	Billy Cunningham	444
1975-76	George McGinnis	642
1976-77	George McGinnis	546
1977-78	George McGinnis	574
1978-79	Julius Erving	501
1979-80	Julius Erving	534
1980-81	Julius Erving	536
1981-82	Julius Erving	539
1982-83	Moses Malone	788
1983-84	Moses Malone	727
1984-85	Moses Malone	904
1985-86	Moses Malone	784
1986-87	Charles Barkley	564
1987-88	Charles Barkley	951
1988-89	Charles Barkley	799

† Bold denotes franchise record



Billy Cunningham (No. 32) led the Sixers in free throws made in four consecutive seasons (1968-72).

1989-90	Charles Barkley	744
1990-91	Charles Barkley	658
1991-92	Charles Barkley	653
1969-70	Wali Jones	80.9
1970-71	Hal Greer	80.5
1971-72	Kevin Loughery	82.7
1972-73	Don May	85.5
1973-74	Don May	87.3
1974-75	Doug Collins	84.4
1975-76	Doug Collins	83.6
1976-77	Doug Collins	84.0
1977-78	Julius Erving	84.5
1978-79	Doug Collins	81.4
1979-80	Doug Collins	91.1
1980-81	Steve Mix	83.3
1981-82	Caldwell Jones	81.7
1982-83	Bobby Jones	79.3
1983-84	Andrew Toney	83.9
1984-85	Maurice Cheeks	87.9
1985-86	Maurice Cheeks	84.2
1986-87	Julius Erving	81.3
1987-88	Mike Gminski	93.8
1988-89	Scott Brooks	88.4
1989-90	Hersey Hawkins	88.8
1990-91	Hersey Hawkins	87.1
1991-92	Johnny Dawkins	88.2
1992-93	Jeff Hornacek	86.5
1993-94	Jeff Hornacek	87.3
1994-95	Dana Barros	89.9
1995-96	Trevor Ruffin	81.3
1996-97	Rex Walters	79.0
1997-98	Jimmy Jackson	81.8
1998-99	Matt Geiger	79.7
1999-00	Aaron McKie	82.9
2000-01	Allen Iverson	81.4
2001-02	Speedy Claxton	83.8
2002-03	Eric Snow	85.8
2003-04	Glenn Robinson	83.2
2004-05	Kyle Korver	85.4
2005-06	Kyle Korver	84.9

### FREE THROW PERCENTAGE - Minimum of 50

1949-50	Al Cervi	89.2
1950-51	Fred Scolari	84.3
1951-52	Al Cervi	88.3
1952-53	Dolph Schayes	82.7
1953-54	Dolph Schayes	82.7
1954-55	Dolph Schayes	83.3
1955-56	Dolph Schayes	85.8
1956-57	Dolph Schayes	90.4
1957-58	Dolph Schayes	90.4
1958-59	Dolph Schayes	86.4
1959-60	Dolph Schayes	89.3
1960-61	Dolph Schayes	86.8
1961-62	Dolph Schayes	89.7
1962-63	Larry Costello	88.1
1963-64	Larry Costello	86.5
1964-65	Larry Costello	87.7
1965-66	Dave Gambee	85.0

# Records




## YEARLY LEADERS

2006-07	Kyle Korver	91.4
2007-08	Lou Williams	78.3
2008-09	Andre Miller	82.6
2009-10	Rodney Carney	82.5

### TOTAL REBOUNDS - compiled since 1950-51

1950-51	Dolph Schayes	1080
1951-52	Dolph Schayes	773
1952-53	Dolph Schayes	920
1953-54	Dolph Schayes	870
1954-55	Dolph Schayes	887
1955-56	Dolph Schayes	891
1956-57	Dolph Schayes	1008
1957-58	Dolph Schayes	1022
1958-59	John Kerr	1008
1959-60	Dolph Schayes	959
1960-61	Dolph Schayes	960
1961-62	John Kerr	1176
1962-63	John Kerr	1039
1963-64	John Kerr	1018
1964-65	Luke Jackson	980
1965-66	Wilt Chamberlain	1943
1966-67	Wilt Chamberlain	1957
1967-68	Wilt Chamberlain	1952
1968-69	Billy Cunningham	1050
1969-70	Billy Cunningham	1101
1970-71	Billy Cunningham	946
1971-72	Billy Cunningham	918
1972-73	LeRoy Ellis	744
1973-74	LeRoy Ellis	890
1974-75	Bill Cunningham	726
1975-76	George McGinnis	967
1976-77	George McGinnis	911
1977-78	George McGinnis	810
1978-79	Caldwell Jones	747
1979-80	Caldwell Jones	950
1980-81	Caldwell Jones	813
1981-82	Caldwell Jones	708
1982-83	Moses Malone	1194
1983-84	Moses Malone	950
1984-85	Moses Malone	1031
1985-86	Charles Barkley	1026
1986-87	Charles Barkley	994
1987-88	Charles Barkley	951
1988-89	Charles Barkley	986
1989-90	Charles Barkley	909
1990-91	Charles Barkley	680
1991-92	Charles Barkley	830
1992-93	Clarence Weatherspoon	589
1993-94	Clarence Weatherspoon	832
1994-95	Shawn Bradley	659
1995-96	Clarence Weatherspoon	753
1996-97	Clarence Weatherspoon	679
1997-98	Derrick Coleman	587
1998-99	Theo Ratliff	407
1999-00	Tyrone Hill	625
2000-01	Tyrone Hill	687
2001-02	Dikembe Mutombo	863
2002-03	Keith Van Horn	524
2003-04	Kenny Thomas	750
2004-05	Samuel Dalembert	542
2005-06	Chris Webber	741
2006-07	Samuel Dalembert	773
2007-08	Samuel Dalembert	849
2008-09	Samuel Dalembert	701
2009-10	Samuel Dalembert	784



Wilt Chamberlain set franchise records in total points (2,649), scoring (33.5 ppg), field goals made (1074), field goal attempts (1990) and free throws attempted (976) during the 1965-66 season.

### Free Throw Percentage Continued...

1966-67	Wali Jones	83.8
1967-68	Larry Costello	82.7
1968-69	Wali Jones	80.9
1969-70	Wali Jones	84.1
1970-71	Hal Greer	80.5
1971-72	Kevin Loughery	82.7
1972-73	Don May	85.5
1973-74	Don May	87.3
1974-75	Doug Collins	84.4
1975-76	Doug Collins	83.6
1976-77	Doug Collins	84.0
1977-78	Julius Erving	84.5
1978-79	Doug Collins	81.4
1979-80	Doug Collins	91.1
1980-81	Steve Mix	83.3
1981-82	Caldwell Jones	81.7
1982-83	Bobby Jones	79.3
1983-84	Andrew Toney	83.9
1984-85	Maurice Cheeks	87.9
1985-86	Maurice Cheeks	84.2
1986-87	Julius Erving	81.3
1987-88	Mike Gminski	93.8
1988-89	Scott Brooks	88.4
1989-90	Hersey Hawkins	88.8
1990-91	Hersey Hawkins	87.1
1991-92	Johnny Dawkins	88.2
1992-93	Jeff Hornacek	86.5
1993-94	Jeff Hornacek	87.3
1994-95	Dana Barros	89.9
1995-96	Trevor Ruffin	81.3
1996-97	Rex Walters	79.0
1997-98	Jimmy Jackson	81.8
1998-99	Matt Geiger	79.7
1999-00	Aaron McKie	82.9
2000-01	Allen Iverson	81.4
2001-02	Speedy Claxton	83.8
2002-03	Eric Snow	85.8
2003-04	Glenn Robinson	83.2
2004-05	Kyle Korver	85.4
2005-06	Kyle Korver	84.9

† Bold denotes franchise record







# Records



## YEARLY LEADERS

### OFFENSIVE REBOUNDS - compiled since 1973-74

1973-74	Steve Mix	305
1974-75	Clyde Lee	264
1975-76	George McGinnis	260
1976-77	George McGinnis	324
1977-78	George McGinnis	282
1978-79	Bobby Jones	199
1979-80	Caldwell Jones	219
1980-81	Julius Erving	244
1981-82	Julius Erving	220
<b>1982-83</b>	<b>Moses Malone</b>	<b>445</b>
1983-84	Moses Malone	352
1984-85	Moses Malone	385
1985-86	Charles Barkley	354
1986-87	Charles Barkley	390
1987-88	Charles Barkley	385
1988-89	Charles Barkley	403
1989-90	Charles Barkley	361
1990-91	Charles Barkley	258
1991-92	Charles Barkley	271
1992-93	Clarence Weatherspoon	179
1993-94	Clarence Weatherspoon	254
1994-95	Shawn Bradley	243
1995-96	Clarence Weatherspoon	237
1996-97	Clarence Weatherspoon	219
1997-98	Theo Ratliff	175
1998-99	Theo Ratliff	139
1999-00	Tyrone Hill	220
2000-01	Tyrone Hill	239
2001-02	Dikembe Mutombo	254
2002-03	Keith Van Horn	159
2003-04	Kenny Thomas	261
2004-05	Samuel Dalembert	187
2005-06	Chris Webber	184
2006-07	Samuel Dalembert	239
2007-08	Samuel Dalembert	304
2008-09	Samuel Dalembert	214
2009-10	Samuel Dalembert	239

### DEFENSIVE REBOUNDS - compiled since 1973-74

1973-74	LeRoy Ellis	598
1974-75	Bill Cunningham	596
1975-76	George McGinnis	707
1976-77	George McGinnis	587
1977-78	George McGinnis	528
1978-79	Caldwell Jones	570
1979-80	Caldwell Jones	731
1980-81	Caldwell Jones	613
1981-82	Caldwell Jones	544
<b>1982-83</b>	<b>Moses Malone</b>	<b>749</b>
1983-84	Moses Malone	598
1984-85	Moses Malone	646
1985-86	Charles Barkley	672
1986-87	Charles Barkley	604
1987-88	Charles Barkley	566
1988-89	Charles Barkley	583
1989-90	Charles Barkley	548
1990-91	Rick Mahorn	470
1991-92	Charles Barkley	559
1992-93	Clarence Weatherspoon	410
1993-94	Clarence Weatherspoon	578
1994-95	Shawn Bradley	416
1995-96	Clarence Weatherspoon	516
1996-97	Clarence Weatherspoon	460
1997-98	Derrick Coleman	438
1998-99	Theo Ratliff	268
1999-00	Tyrone Hill	405
2000-01	Tyrone Hill	448
2001-02	Dikembe Mutombo	609
2002-03	Keith Van Horn	365
2003-04	Kenny Thomas	489



Charles Barkley played eight seasons with the 76ers (1984-92).

2004-05	Andre Iguodala	375
2005-06	Chris Webber	557
2006-07	Samuel Dalembert	494
2007-08	Samuel Dalembert	545
2008-09	Samuel Dalembert	487
2009-10	Samuel Dalembert	545

### ASSISTS

1949-50	Al Cervi	264
1950-51	Fred Scolari	255
1951-52	George King	244
1952-53	George King	364
1953-54	Paul Seymour	364
1954-55	Paul Seymour	483
1955-56	George King	410
1956-57	Dolph Schayes	229
1957-58	Larry Costello	317
1958-59	Larry Costello	379
1959-60	Larry Costello	449
1960-61	Larry Costello	413
1961-62	Larry Costello	359
1962-63	Larry Costello	334
1963-64	Hal Greer	374
1964-65	Hal Greer	313
1965-66	Wilt Chamberlain	414
1966-67	Wilt Chamberlain	630
1967-68	Wilt Chamberlain	702
1968-69	Hal Greer	414
1969-70	Hal Greer	405
1970-71	Archie Clark	440
1971-72	Billy Cunningham	443
1972-73	Fred Carter	349
1973-74	Fred Carter	443
1974-75	Billy Cunningham	442
1975-76	Fred Carter	372
1976-77	Henry Bibby	356
1977-78	Henry Bibby	464
1978-79	Maurice Cheeks	431
1979-80	Maurice Cheeks	556
1980-81	Maurice Cheeks	560
1981-82	Maurice Cheeks	667

### Assists Continued...

1982-83	Maurice Cheeks	543
1983-84	Maurice Cheeks	478
1984-85	Maurice Cheeks	497
<b>1985-86</b>	<b>Maurice Cheeks</b>	<b>753</b>
1986-87	Maurice Cheeks	538
1987-88	Maurice Cheeks	635
1988-89	Maurice Cheeks	554
1989-90	Johnny Dawkins	601
1990-91	Rickey Green	413
1991-92	Johnny Dawkins	567
1992-93	Jeff Hornacek	548
1993-94	Dana Barros	424
1994-95	Dana Barros	619
1995-96	Vern Maxwell	330
1996-97	Allen Iverson	567
1997-98	Allen Iverson	494
1998-99	Eric Snow	301
1999-00	Eric Snow	624
2000-01	Aaron McKie	377
2001-02	Eric Snow	400
2002-03	Eric Snow	544
2003-04	Eric Snow	563
2004-05	Allen Iverson	596
2005-06	Allen Iverson	532
2006-07	Andre Iguodala	432
2007-08	Andre Miller	391
2008-09	Andre Miller	534
2009-10	Andre Iguodala	472

### PERSONAL FOULS

1949-50	Alex Hannum	264
1950-51	Dolph Schayes & Alex Hannum	271
1951-52	Red Rocha	249
1952-53	Dolph Schayes	271
1953-54	Earl Loyd	303
1954-55	Earl Loyd	283
1955-56	Earl Loyd	267
1956-57	Earl Loyd	282
1957-58	Larry Costello	246
1958-59	Dolph Schayes	280
1959-60	Dolph Schayes	263
1960-61	Dolph Schayes	296
1961-62	Dave Gambee	275
1962-63	Hal Greer	286
1963-64	Hal Greer	291
1964-65	Dave Gambee	277
1965-66	Hal Greer	315
1966-67	Hal Greer	302
1967-68	Hal Greer	289
1968-69	Billy Cunningham	329
1969-70	Billy Cunningham	331
1970-71	Billy Cunningham	328
1971-72	Billy Cunningham	295
1972-73	Fred Carter	252
1973-74	Steve Mix	305
1974-75	Doug Collins	291
1975-76	George McGinnis	334
1976-77	Caldwell Jones	301
1977-78	George McGinnis	287
1978-79	Caldwell Jones	303
1979-80	Darryl Dawkins	328
1980-81	Darryl Dawkins	316
1981-82	Caldwell Jones	301
1982-83	Andrew Toney	255
1983-84	Andrew Toney	251
1984-85	Charles Barkley	301
1985-86	Charles Barkley	333
1986-87	Roy Hinson	281
1987-88	Charles Barkley	278

# Records



## YEARLY LEADERS

1988-89	Charles Barkley	262
1989-90	Rick Mahorn	251
1990-91	Rick Mahorn	276
1991-92	Charles Shackleford	205
1992-93	Andrew Lang	261
1993-94	Eric Leckner	190
<b>1994-95</b>	<b>Shawn Bradley</b>	<b>338</b>
1995-96	Clarence Weatherspoon	214
1996-97	Allen Iverson	233
1997-98	Theo Ratliff	209
1998-99	Theo Ratliff	180
1999-00	Tyrone Hill, Eric Snow	243
2000-01	Tyrone Hill	242
2001-02	Dikembe Mutombo	242
2002-03	Keith Van Horn	251
2003-04	Samuel Dalembert	273
2004-05	Kyle Korver	265
2005-06	Samuel Dalembert	244
2006-07	Samuel Dalembert	287
2007-08	Samuel Dalembert	269
2008-09	Samuel Dalembert	248
2009-10	Samuel Dalembert	252

### DISQUALIFICATIONS - compiled since 1950-51

1950-51	Alex Hannum	16
1951-52	George Ratkovicz, Wally Osterkorn	8
1952-53	Bill Gabor	11
1953-54	Earl Loyd	12
1954-55	Dolph Schayes	6
1955-56	Dolph Schayes	9
1956-57	Earl Loyd	10
1957-58	Dolph Schayes	6
1958-59	Dolph Schayes	9
1959-60	Dolph Schayes	10
1960-61	Schayes, L. Costello, Swede Halbrook	9
1961-62	Dave Gambee	10
1962-63	Lee Schaffer, Paul Neumann	5
1963-64	Hal Greer, Dave Gambee, Al Bianchi	6
1964-65	Larry Costello & Al Bianchi	10
1965-66	Bill Cunningham	12
1966-67	Wali Jones, Luke Jackson	6
1967-68	Hal Greer	7
1968-69	Darrall Imhoff	12
1969-70	Bill Cunningham	15
1970-71	Dennis Awtrey	7
1971-72	Bill Cunningham	12
1972-73	Fred Carter	8
1973-74	Steve Mix	9
1974-75	Clyde Lee	9
1975-76	George McGinnis	13
1976-77	George McGinnis	4
1977-78	George McGinnis	6
1978-79	Caldwell Jones	10
1979-80	Darryl Dawkins	8
1980-81	Darryl Dawkins	9
1981-82	Darryl Dawkins, Andrew Toney	5
1982-83	Bobby Jones	4
1983-84	Julius Erving, Sam Williams	3
1984-85	Charles Barkley	5
1985-86	Charles Barkley	8
1986-87	Charles Barkley	5
1987-88	Charles Barkley	6
1988-89	Charles Barkley, Derek Smith	3
1989-90	Barkley, Mahorn, Smith, Hawkins	2
1990-91	Rick Mahorn	6
1991-92	Charles Shackleford	3
1992-93	Andrew Lang	4
1993-94	Shawn Bradley	3

† Bold denotes franchise record

† Bold denotes franchise record





# Records



## YEARLY LEADERS

<i>Disqualifications Continued ...</i>	
1994-95	<b>Shawn Bradley</b> .....18
1995-96	LaSalle Thompson .....5
1996-97	Mark Davis .....7
1997-98	Theo Ratliff .....6
1998-99	Theo Ratliff .....8
1999-00	Theo Ratliff .....4
2000-01	Aaron McKie, Theo Ratliff .....3
2001-02	Dikembe Mutombo .....2
2002-03	Keith Van Horn .....7
2003-04	Samuel Dalembert .....4
2004-05	Samuel Dalembert .....4
2005-06	Samuel Dalembert .....9
2006-07	Samuel Dalembert .....9
2007-08	Samuel Dalembert .....3
2008-09	Samuel Dalembert .....2
2009-10	Samuel Dalembert .....5
<b>STEALS - compiled since 1973-74</b>	
1973-74	Steve Mix .....212
1974-75	Doug Collins .....108
1975-76	George McGinnis .....198
1976-77	George McGinnis .....163
1977-78	George McGinnis .....137
1978-79	Maurice Cheeks .....174
1979-80	Maurice Cheeks .....183
1980-81	Maurice Cheeks .....193
1981-82	Maurice Cheeks .....209
1982-83	Maurice Cheeks .....184
1983-84	Maurice Cheeks .....171
1984-85	Maurice Cheeks .....169
1985-86	Maurice Cheeks .....207
1986-87	Maurice Cheeks .....180
1987-88	Maurice Cheeks .....167
1988-89	Charles Barkley .....126
1989-90	Charles Barkley .....148
1990-91	Hersey Hawkins .....178
1991-92	Hersey Hawkins .....157
1992-93	Hersey Hawkins .....137
1993-94	Dana Barros .....107
1994-95	Dana Barros .....149
1995-96	Clarence Weatherspoon .....112
1996-97	Allen Iverson .....157
1997-98	Allen Iverson .....176
1998-99	Allen Iverson .....110
1999-00	Allen Iverson .....144
2000-01	Allen Iverson .....178
2001-02	Allen Iverson .....168
2002-03	<b>Allen Iverson</b> ..... <b>225</b>
2003-04	Allen Iverson .....115
2004-05	Allen Iverson .....180
2005-06	Allen Iverson .....140
2006-07	Andre Iguodala .....152
2007-08	Andre Iguodala .....171
2008-09	Andre Iguodala .....131
2009-10	Andre Iguodala .....141
<b>BLOCKED SHOTS - compiled since 1973-74</b>	
1973-74	LeRoy Ellis .....87
1974-75	Harvey Catchings .....60
1975-76	Harvey Catchings .....164
1976-77	Caldwell Jones .....200
1977-78	Caldwell Jones .....127
1978-79	Caldwell Jones .....157
1979-80	Caldwell Jones .....162
1980-81	Julius Erving .....147
1981-82	Caldwell Jones .....146
1982-83	Moses Malone .....157
1983-84	Julius Erving .....139
1984-85	Moses Malone .....123
1985-86	Charles Barkley .....125
1986-87	Roy Hinson .....161

1987-88	Charles Barkley .....103
1988-89	Mike Gminski .....106
1989-90	Rick Mahorn .....103
1990-91	Manute Bol .....247
1991-92	Manute Bol .....205
1992-93	Andrew Lang .....141
1993-94	Shawn Bradley .....147
1994-95	<b>Shawn Bradley</b> ..... <b>274</b>
1995-96	Clarence Weatherspoon .....108
1996-97	Clarence Weatherspoon .....86
1997-98	Theo Ratliff .....203
1998-99	Theo Ratliff .....149
1999-00	Theo Ratliff .....171
2000-01	Theo Ratliff .....187
2001-02	Dikembe Mutombo .....190
2002-03	Derrick Coleman .....69
2003-04	Samuel Dalembert .....189
2004-05	Samuel Dalembert .....121
2005-06	Samuel Dalembert .....160
2006-07	Samuel Dalembert .....159
2007-08	Samuel Dalembert .....192
2008-09	Samuel Dalembert .....146
2009-10	Samuel Dalembert .....151
<b>TURNOVERS - compiled since 1977-78</b>	
1977-78	George McGinnis .....312
1978-79	Julius Erving .....315
1979-80	Julius Erving .....284
1980-81	Julius Erving .....266
1981-82	Erving, Toney .....214
1982-83	Andrew Toney .....271
1983-84	Andrew Toney .....297
1984-85	Moses Malone .....286
1985-86	<b>Charles Barkley</b> ..... <b>350</b>
1986-87	Charles Barkley .....322
1987-88	Charles Barkley .....304
1988-89	Charles Barkley .....254
1989-90	Charles Barkley .....243
1990-91	Hersey Hawkins .....213
1991-92	Charles Barkley .....235
1992-93	Jeff Hornacek .....222
1993-94	Clarence Weatherspoon .....195
1994-95	Dana Barros .....242
1995-96	Jerry Stackhouse .....252
1996-97	Allen Iverson .....337
1997-98	Allen Iverson .....244
1998-99	Allen Iverson .....167
1999-00	Allen Iverson .....230
2000-01	Allen Iverson .....237
2001-02	Allen Iverson .....237
2002-03	Allen Iverson .....286
2003-04	Allen Iverson .....209
2004-05	Allen Iverson .....344
2005-06	Allen Iverson .....248
2006-07	Andre Iguodala .....261
2007-08	Andre Iguodala .....214
2008-09	Andre Iguodala .....222
2009-10	Andre Iguodala .....218

# Records



## WELLS FARGO CENTER RECORDS (INDIVIDUAL)

		<b>SIXERS</b>				<b>OPPONENTS</b>	
Most Points	60	Allen Iverson vs. ORL	2/12/05	48	Dwyane Wade, MIA (OT)	4/14/05	
Most Points, half	32	Allen Iverson vs. ATL, (2nd)	11/29/03	34	Mike Bibby, SAC	1/24/06	
	32	Allen Iverson vs. UTA (2nd)	12/20/04				
	32	Allen Iverson vs. CHI (2nd)	11/24/06				
Most Points, quarter	22	Allen Iverson vs. IND (3rd)	1/6/03	21	Ray Allen, MIL	2/26/01	
Most FG made	21	Allen Iverson vs. HOU (OT)	1/15/02	18	Tracy McGrady, ORL	3/28/01	
				18	Dwyane Wade, MIA (OT)	4/14/05	
Most FG attempted	42	Allen Iverson vs. HOU (OT)	1/15/02	36	Vince Carter, TOR (OT)	1/21/01	
Most 3PT FG made	7	Kyle Korver vs IND	11/12/04	8	Wesley Person, CLE	2/17/98	
				8	Nick Van Exel, POR	1/10/05	
Most 3 PT FG attempted	13	Allen Iverson vs. WAS	4/14/97	15	Eddie Griffin, MIN	12/8/04	
Most 3PT FG missed	11	Kyle Korver vs. MIN	12/8/04	11	Antoine Walker, BOS	12/17/01	
	11	Kyle Korver vs. DEN	3/9/06				
Most FT made	24	Allen Iverson vs ORL (24-27)	2/12/05	16	Gilbert Arenas, WAS (16-21)	4/10/06	
				16	Chris Bosh, TOR (16-18)	11/9/07	
Most FT attempted	27	Allen Iverson vs ORL (24-27)	2/12/05	21	Gilbert Arenas, WAS (16-21)	4/10/06	
Best FG % (Min. 5 FGM)	1.000	DONE MULTIPLE TIMES Most without a miss: D. Mutombo vs. DEN (9-9)	2/18/02	1.000	DONE MULTIPLE TIMES		
Best 3PT FG % (Min. 4 3FGM)	1.000	Allen Iverson vs. DAL (4-4) Keith Van Horn vs. CLE (4-4) Kyle Korver vs. ORL (4-4) Willie Green vs. MIL (4-4)	2/11/98 11/8/02 1/23/04 1/12/07	1.000	Allan Houston, NY (5-5) Allan Houston, NY (5-5)	2/19/99 12/22/00	
Best FT% (Min. 10 Att.)	1.000	DONE MULTIPLE TIMES		1.000	DONE MULTIPLE TIMES		
Most rebounds	21	Chris Webber vs. MIN (OT) Samuel Dalembert vs. NY	12/12/05 1/13/10	24	Jayson Williams, NJ	2/14/98	
				24	Andrew Bogut, MIL	1/12/07	
Most OR	11	Dikembe Mutombo vs. MIL	3/26/01	12	Elton Brand, CHI	1/17/01	
Most DR	18	Chris Webber vs. MIN (OT)	12/12/05	19	Marcuse Camby, LAC	12/19/09	
Most assists	18	Andre Miller vs. CHI	3/26/08	20	Steven Nash, PHO	11/9/09	
Most steals	9	Allen Iverson vs. ORL	3/19/00	8	DONE MULTIPLE TIMES		
	9	Allen Iverson vs. LAL	12/20/02				
Most turnovers	12	Allen Iverson vs GSW	3/8/05	9	Mitch Richmond, WAS	3/7/99	
				9	Shaquille O'Neal, MIA (OT)	4/14/05	
Most blocked shots	9	Theo Ratliff vs. MIL	2/16/99	8	Dikembe Mutombo, ATL	11/5/97	
	9	Dikembe Mutombo vs. ATL	3/9/01				
	9	Dikembe Mutombo vs. MEM	12/2/01				
	9	Samuel Dalembert vs. NYK	4/3/04				
	9	Samuel Dalembert vs. MIN	12/12/07				
Most minutes played	54:05	Allen Iverson vs. BOS (3OT)	1/13/06	57:15	Ricky Davis, BOS (3OT)	1/13/06	
Fastest disqualification (minutes)	11	Kyle Korver vs. SAS	11/14/04	13	Danny Fortson, SEA	11/16/04	





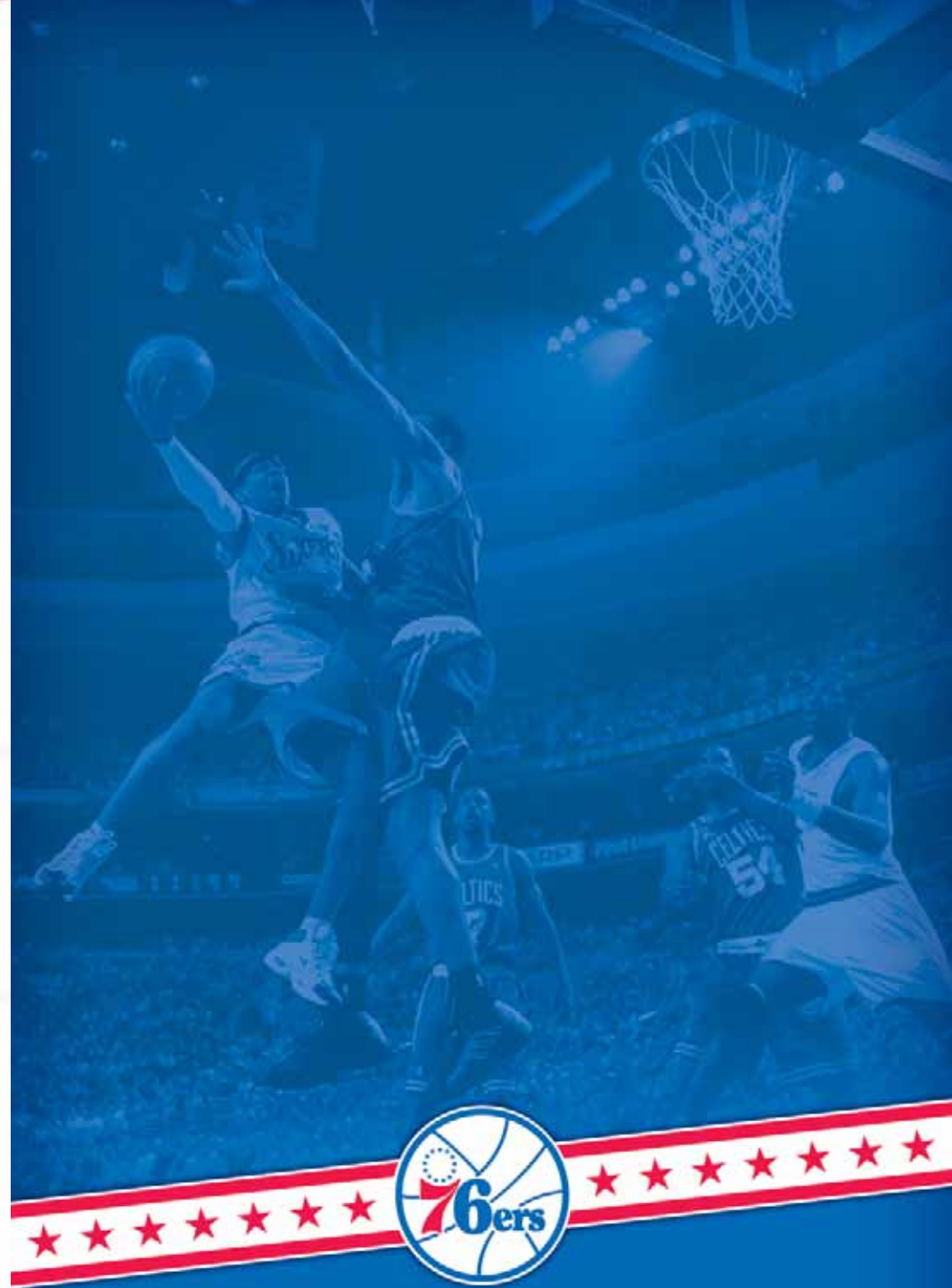


# Records



## WELLS FARGO CENTER RECORDS (TEAM)

SIXERS			OPPONENT			
Most Points	126	vs. MIA (OT)	4/14/05	131	vs. WAS	4/14/97
Least Points	66	vs. HOU	11/17/03	63	vs. CHA	11/7/07
	66	vs. DET	2/23/04			
Most Points, quarter	43	vs. BOS (3rd)	4/8/97	41	vs. DAL (2nd)	1/8/97
Least Points, quarter	8	vs. NJ (4th)	1/31/09	41	vs. WAS (4th)	4/14/97
				6	vs. GSW (3rd)	3/30/04
Most Points, half	73	vs. Min (1st)	2/9/10	73	vs. GSW (1st)	1/15/97
Least Points, half	25	vs. NJ (2nd)	1/31/09	22	vs. WAS (2nd)	4/14/97
					vs. DEN (1st)	12/16/02
Widest margin of victory	43	vs. MIL	1/30/08	50	vs. HOU	3/18/07
Most points, overtime	22	vs. MIA	4/14/05	21	vs. ORL (2OT)	2/2/01
Least points, overtime	4	vs. BOS (3OT)	1/13/06	2	vs. CHI	2/12/03
Most FG made	52	vs. NY	10/31/08	54	vs. WAS	4/14/97
Least FG made	15	vs. NY	2/19/99	21	vs. NY	11/30/99
	15	vs. NY	4/19/99			
	15	vs. ATL	2/14/99			
Most FG attempted	103	vs. WAS (OT)	11/26/04	106	vs. BOS (OT)	3/24/00
Least FG attempted	57	vs. NY	12/22/00	58	vs. NY	2/19/99
Best FG%	.630	vs. DAL (46-73)	11/9/97	.661	vs. SEA (41-62)	1/21/02
Worst FG%	.301	vs. DET (25-85)	2/23/04	.300	vs. NY (21-70)	11/30/99
Most 3PT FG made	14	vs. IND	11/20/96	18	vs. SEA	11/16/04
Least 3PT FG made	0	DONE MULTIPLE TIMES		0	vs. UTA	12/20/00
Most 3PT FG attempted	35	vs. IND	11/20/96	39	vs. SEA	11/16/04
Least 3PT FG attempted	0	vs. MIL	3/4/98	1	DONE MULTIPLE TIMES	
Best 3PT FG% (Min. 5)	.875	vs. NY (7-8)	2/21/07	.857	vs. UTA (6-7)	12/14/03
Worst 3PT FG%	.000	DONE MULTIPLE TIMES		.000	vs. UTA (0-6)	12/20/00
Most FT made	43	vs. CHI	2/25/06	40	vs. BOS	4/12/05
Least FT made	7	vs. IND	4/12/04	4	vs. NY	3/6/98
	7	vs. DET	2/3/06	4	vs. MIN (OT)	12/12/05
Most FT attempted	57	vs. CHI	2/25/06	51	vs. SA	2/12/99
Least FT attempted	8	vs. IND	4/12/04	7	vs. NY	3/6/98
				7	vs. MIL	2/26/01
				7	vs. MIN (OT)	12/12/05
Best FT% (Min. 15 Att.)	1.000	vs. PHO (18-18)	2/28/07	1.000	vs. IND (23-23)	11/12/04
Worst FT% (Min. 15 Att.)	.429	vs. IND (9-21)	4/11/08	.400	vs. CHI (6-15)	3/14/07
Most rebounds	62	vs. NY	10/31/08	65	vs. BOS (2OT)	3/24/00
Least rebounds	23	vs. CHA	3/27/09	27	vs. IND	3/17/99
				27	vs. DET	4/8/03
				27	vs. LAC	2/6/05
Most OR	25	vs. GS	12/14/09	25	vs. NJ	1/15/03
Least OR	3	DONE MULTIPLE TIMES		3	DONE MULTIPLE TIMES	
Most DR	49	vs. NY	10/31/08	46	vs. HOU	1/10/97
Least DR	16	vs. CHA	3/27/09	16	vs. DAL	3/22/04
Biggest rebound adv.	30	vs. POR (60-30)	11/29/05	22	vs. TOR	4/2/97
Most assists	36	vs. CHI	3/26/08	38	vs. HOU	1/10/97
Least assists	9	vs. MIA	2/27/02	10	vs. NYK	11/30/99
Most personal fouls	36	vs. SA	2/12/99	41	vs. NJ	11/10/04
Least personal fouls	11	vs. NY	12/23/06	12	vs. MIL	4/18/05
				12	vs. DET	2/3/06
Most steals	19	vs. WAS	4/12/00	23	vs. ATL	4/9/97
Least steals	2	vs. NYK	3/12/04	2	vs. CLE	11/26/99
	2	vs. NJ	1/18/06	2	vs. WAS (OT)	11/26/04
	2	vs. NO	3/2/09	2	vs. POR	1/14/09
Most turnovers	28	vs. ATL	4/9/97	29	vs. CHA	11/7/07
Least turnovers	5	vs. SA	3/15/08	5	vs. MIA	11/05/06
Most blocked shots	14	vs. SAC	1/19/98	15	vs. SA	11/22/99
Least blocked shots	0	DONE MULTIPLE TIMES		0	DONE MULTIPLE TIMES	



# Playoffs



# Playoffs



## FRANCHISE ALL-TIME SINGLE-GAME TEAM RECORDS

Category	Opponent	Date	Round
Most Points	vs. San Francisco	4/14/67 (OT)	NBA Finals
Most FGM	vs. San Francisco	4/14/67 (OT)	NBA Finals
Most FGA	at Boston	03/26/61	E.D. Finals
Highest FG Pct.	vs. Toronto	5/16/01	E.C. Semifinals
Most 3-PT FGM	vs. Toronto	5/16/01	E.C. Semifinals
	vs. Detroit	4/29/05	E.C. First Round
Most 3-PT FGA	vs. Detroit	4/29/05	E.C. First Round
Highest 3-PT FG Pct.	at Boston	5/22/85	E.C. Finals
Most FTM	at Boston	3/21/53 (4OT)	E.D. Semifinals
Most FTA	at New York	3/30/68	E.D. Semifinals
Highest FT Pct.	vs. Toronto	5/16/01	E.C. Semifinals
Most Total Rebounds	vs. San Francisco	4/16/67	NBA Finals
Most Offensive Rebounds	at Washington	4/24/85	First Round
	vs. New York	4/16/78	E.C. Semifinals
Most Defensive Rebounds	vs. New York	4/16/78	E.C. Semifinals
Most Assists	vs. Washington	4/27/86	First Round
<b>Most Blocked Shots</b>	<b>vs. Milwaukee</b>	<b>4/05/81</b>	<b>E.C. Semifinals</b>
Most Steals	vs. Orlando	5/13/99	First Round
Most Turnovers	at Portland	5/31/77	NBA Finals
<b>Most Personal Fouls</b>	<b>at Boston</b>	<b>3/21/53</b>	<b>E.D. Semifinals</b>

## OPPONENT ALL-TIME SINGLE-GAME TEAM RECORDS

Category	Opponent	Date	Round
Most Points	vs. Milwaukee	3/30/70	E.D. Semifinals
<b>Most FGM</b>	<b>vs. Milwaukee</b>	<b>3/30/70</b>	<b>E.D. Semifinals</b>
<b>Most FGA</b>	<b>vs. San Francisco</b>	<b>4/14/67 (OT)</b>	<b>NBA Finals</b>
	<b>at Boston</b>	<b>3/18/54</b>	<b>E.D. Finals</b>
Highest FG Pct.	at Milwaukee	4/29/86	E.C. Semifinals
Most 3-PT FGM	at Boston	5/03/02	First Round
Most 3-PT FGA	vs. Boston	4/28/02	First Round
Highest 3-PT FG Pct.	at LA Lakers	6/01/82	NBA Finals
	vs. Milwaukee	5/05/82	E.C. Semifinals
<b>Most FTM</b>	<b>at Boston</b>	<b>3/21/53 (4OT)</b>	<b>E.D. Semifinals</b>
Most FTA	at Boston	3/21/53 (4OT)	E.D. Semifinals
Highest FT Pct.	vs. Boston	4/17/77	E.C. Semifinals
Most Total Rebounds	at Boston	3/18/59	E.D. Finals
Most Offensive Rebounds	at Houston	5/11/77	NBA Finals
Most Defensive Rebounds	vs. Portland	6/03/77	NBA Finals
Most Assists	vs. Milwaukee	3/30/70	E.D. Semifinals
Most Blocked Shots	at LA Lakers	6/08/01	NBA Finals
	at Washington	4/22/86	First Round
Most Steals	vs. Milwaukee	5/09/86	E.C. Semifinals
Most Turnovers	vs. Portland	5/22/77	NBA Finals
Most Personal Fouls	at Boston	3/21/53 (4OT)	E.D. Semifinals

*Bold indicates NBA single-game playoff record*

# Playoffs



## FRANCHISE ALL-TIME SINGLE-GAME INDIVIDUAL RECORDS

Category	Player	Opponent	Date	Round
Most Points	Allen Iverson	vs. New Orleans	4/20/03	E.C. Quarterfinals
Most FGM	Billy Cunningham	vs. Milwaukee	4/01/70	E.D. Semifinals
Most FGA	Allen Iverson	at LA Lakers	6/06/01	NBA Finals
Most FGM without a miss	Kenny Thomas	at New Jersey	4/26/03	First Round
Most 3-PT FGM	Allen Iverson	vs. Toronto	5/16/01	E.C. Semifinals
Most 3-PT FGA	Allen Iverson	vs. Toronto	5/16/01	E.C. Semifinals
Most 3-PT FGM without a miss	Charles Barkley	at Boston	5/22/85	E.C. Finals
	Willie Green	vs. Orlando	4/26/09	First Round
Most FTM	Allen Iverson	vs. Boston	4/28/01	First Round
Most FTA	Wilt Chamberlain	vs. Boston	4/12/66	E.D. Finals
Most FTM without a miss	Dolph Schayes	vs. Boston	3/25/59	E.D. Finals
Most Total Rebounds	Wilt Chamberlain	vs. Boston	4/05/67	E.D. Finals
Most Offensive Rebounds	Charles Barkley	vs. Cleveland	4/26/90	First Round
	Charles Barkley	vs. Washington	4/18/86	First Round
Most Defensive Rebounds	Dikembe Mutombo	vs. Indiana	4/21/01	First Round
Most Assists	Wilt Chamberlain	vs. Cincinnati	3/24/67	E.D. Semifinals
Most Blocked Shots	Caldwell Jones	vs. Washington	5/03/78	E.C. Finals
	Darryl Dawkins	vs. Atlanta	4/21/82	First Round
<b>Most Steals</b>	<b>Allen Iverson</b>	<b>vs. Orlando</b>	<b>5/13/99</b>	<b>First Round</b>
Most Turnovers	Moses Malone	at New Jersey	4/24/84	First Round
<b>Minutes Played</b>	<b>Paul Seymour</b>	<b>at Boston</b>	<b>3/21/53 (4OT)</b>	<b>E.D. Semifinals</b>
	<b>Red Rocha</b>	<b>at Boston</b>	<b>3/21/53 (4OT)</b>	<b>E.D. Semifinals</b>

## OPPONENT ALL-TIME SINGLE-GAME INDIVIDUAL RECORDS

Category	Player	Opponent	Date	Round
Most Points	Wilt Chamberlain	at Philadelphia	3/22/62	E.D. Semifinals
Most FGM	Wilt Chamberlain	at Philadelphia	3/14/60	E.D. Semifinals
Most FGA	Rick Barry	at San Francisco	4/18/67	NBA Finals
	Wilt Chamberlain	at Philadelphia	3/22/62	E.D. Semifinals
Most FGM without a miss	Mehmet Okur	at Detroit	5/02/03	E.C. Semifinals
<b>Most 3-PT FGM</b>	<b>Vince Carter*</b>	<b>at Toronto</b>	<b>5/11/01</b>	<b>E.C. Semifinals</b>
	<b>Ray Allen*</b>	<b>at Milwaukee</b>	<b>6/01/01</b>	<b>E.C. Finals</b>
Most 3-PT FGA	Reggie Miller	at Indiana	4/28/01	First Round
Most 3-PT FGM without a miss	Austin Croshere	at Indiana	5/08/00	E.C. Semifinals
Most FTM	Bob Cousy	at Boston	3/21/53 (4OT)	E.D. Semifinals
Most FTA	Bob Cousy	at Boston	3/21/53 (4OT)	E.D. Semifinals
Most FTM without a miss	Neil Johnston	vs. Philadelphia	3/25/52	E.D. Finals
Most Total Rebounds	Bill Russell	at Boston	3/23/61	E.D. Finals
Most Offensive Rebounds	Moses Malone	at Houston	5/11/77	E.C. Finals
Most Defensive Rebounds	Bill Walton	at Portland	6/05/77	NBA Finals
	Bill Walton	vs. Portland	6/03/77	NBA Finals
	Dave Cowens	vs. Boston	5/01/77	E.C. Semifinals
Most Assists	Mark Price	at Cleveland	5/03/90	First Round
	Oscar Robertson	at Cincinnati	3/22/62	E.D. Semifinals
Most Blocked Shots	Manute Bol	vs. Washington	4/18/86	First Round
Most Steals	Craig Hodges	vs. Milwaukee	5/09/86	E.C. Semifinals
<b>Most Turnovers</b>	<b>John Williamson</b>	<b>vs. New Jersey</b>	<b>4/11/79</b>	<b>First Round</b>
Minutes Played	Bob Cousy	at Boston	3/21/53 (4OT)	E.D. Semifinals

*Bold indicates NBA single-game playoff record  
\* Tied NBA single-game playoff record*







# Playoffs



## TOP-10 PLAYOFF CAREER LEADERS

### GAMES PLAYED

1. Julius Erving.....	141
2. Maurice Cheeks.....	115
3. Bobby Jones.....	106
4. Dolph Schayes.....	103
5. Caldwell Jones.....	93
6t. Hal Greer.....	92
6t. Darryl Dawkins.....	92
8. Steve Mix.....	81
9. Paul Seymour.....	75
10. John (Red) Kerr.....	73

### MINUTES PLAYED

1. Julius Erving.....	5288
2. Maurice Cheeks.....	4277
3. Hal Greer.....	3642
4. Caldwell Jones.....	3032
5. Bobby Jones.....	2854
6. Allen Iverson.....	2822
7. Dolph Schayes.....	2687
8. Darryl Dawkins.....	2254
9. John (Red) Kerr.....	2226
10. Andrew Toney.....	2146

### POINTS

1. Julius Erving.....	3088
2. Dolph Schayes.....	1973
3. Allen Iverson.....	1899
4. Hal Greer.....	1876
5. Maurice Cheeks.....	1730
6. Andrew Toney.....	1254
7. Bobby Jones.....	1215
8. Charles Barkley.....	1144
9. Darryl Dawkins.....	1102
10. Wilt Chamberlain.....	1096

### SCORING AVERAGE

*Min. of five games played*

1. Allen Iverson.....	30.6
2. Wilt Chamberlain.....	24.9
3. Moses Malone.....	22.8
4. Charles Barkley.....	22.4
5. George Yardley.....	22.2
6. Julius Erving.....	21.9
7. Doug Collins.....	21.5
8. Hal Greer.....	20.4
9. Hersey Hawkins.....	19.5
10. Archie Clark.....	19.4

### FIELD GOALS MADE

1. Julius Erving.....	1187
2. Hal Greer.....	705
3. Maurice Cheeks.....	697
4. Allen Iverson.....	677
5. Dolph Schayes.....	609
6. Andrew Toney.....	485
7. Bobby Jones.....	456
8. Darryl Dawkins.....	444
9. Wilt Chamberlain.....	435
10. Charles Barkley.....	413

### FIELD GOALS ATTEMPTED


1. Julius Erving.....	2441
2. Allen Iverson.....	1685
3. Hal Greer.....	1657
4. Dolph Schayes.....	1491
5. Maurice Cheeks.....	1359
6. Andrew Toney.....	1015
7. John (Red) Kerr.....	948
8. Chet Walker.....	866
9. Bobby Jones.....	854
10. Darryl Dawkins.....	823

### THREE-POINT FIELD GOALS MADE

1. Allen Iverson.....	115
2. Aaron McKie.....	51
3. Hersey Hawkins.....	28
4. Andre Iguodala.....	16
5. Charles Barkley.....	15
6. Keith Van Horn.....	14
7. Andrew Toney.....	12
8. Toni Kukoc.....	11
9t. Eric Snow.....	8
9t. Jumaime Jones.....	8
9t. Derrick Coleman.....	8
9t. Lou Williams.....	8

### THREE-POINT FIELD GOALS ATTEMPTED

1. Allen Iverson.....	345
2. Aaron McKie.....	128
3. Charles Barkley.....	72
4. Hersey Hawkins.....	67
5t. Andrew Toney.....	51
5t. Andre Iguodala.....	51
6. Eric Snow.....	40
7. Julius Erving.....	36
8t. Toni Kukoc.....	34
8t. Jumaime Jones.....	34
8t. Maurice Cheeks.....	34



Andrew Toney, known as the "Boston Strangler," played in 72 career playoff games with the 76ers and was a member of the 1982-83 NBA Championship team.

# Playoffs



## TOP-10 CAREER PLAYOFF LEADERS

### FREE THROWS MADE

1. Dolph Schayes.....	755
2. Julius Erving.....	707
3. Hal Greer.....	466
4. Allen Iverson.....	430
5. Maurice Cheeks.....	333
6. Chet Walker.....	318
7t. Bobby Jones.....	303
7t. Charles Barkley.....	303
9. Andrew Toney.....	272
10. Paul Seymour.....	248

### FREE THROWS ATTEMPTED

1. Dolph Schayes.....	918
2. Julius Erving.....	908
3. Hal Greer.....	574
4. Allen Iverson.....	562
5. Wilt Chamberlain.....	522
6. Charles Barkley.....	453
7. Maurice Cheeks.....	432
8. Chet Walker.....	425
9. Bobby Jones.....	366
10. Andrew Toney.....	346

### OFFENSIVE REBOUNDS

1. Julius Erving.....	360
2. Charles Barkley.....	244
3. Caldwell Jones.....	236
4. Bobby Jones.....	172
5. Darryl Dawkins.....	131
6. Dikembe Mutombo.....	127
7. Moses Malone.....	126
8. Tyrone Hill.....	121
9. Maurice Cheeks.....	96
10. George McGinnis.....	95

### DEFENSIVE REBOUNDS

1. Caldwell Jones.....	670
2. Julius Erving.....	634
3. Darryl Dawkins.....	439
4. Charles Barkley.....	426
5. Bobby Jones.....	305
6. Maurice Cheeks.....	303
7. Moses Malone.....	287
8. Dikembe Mutombo.....	242
9. Tyrone Hill.....	231
10. George McGinnis.....	222

### MOST REBOUNDS

1. Wilt Chamberlain.....	1208
2. Dolph Schayes.....	1051*
3. Julius Erving.....	994
4. Caldwell Jones.....	906
5. John (Red) Kerr.....	810
6. Charles Barkley.....	670
7. Darryl Dawkins.....	570
8. Luke Jackson.....	508
9. Hal Greer.....	505
10. Bobby Jones.....	477

\* Schayes also appeared in the 1949-50 playoffs, but rebounds were not recorded

### ASSISTS

1. Maurice Cheeks.....	807
2. Julius Erving.....	594
3. Hal Greer.....	393
4. Allen Iverson.....	378
5. Andrew Toney.....	323
6. Eric Snow.....	290
7. Wilt Chamberlain.....	283
8. Dolph Schayes.....	257
9. Paul Seymour.....	257
10. Bobby Jones.....	228

### PERSONAL FOULS

1. Julius Erving.....	403
2. Dolph Schayes.....	397
3. Darryl Dawkins.....	362
4. Caldwell Jones.....	358
5. Hal Greer.....	357
6. Bobby Jones.....	333
7. Maurice Cheeks.....	291
8. Andrew Toney.....	265
9. Paul Seymour.....	214
10. Larry Costello.....	207

### STEALS

1. Maurice Cheeks.....	269
2. Julius Erving.....	235
3. Allen Iverson.....	136
4. Bobby Jones.....	99
5. Charles Barkley.....	82
6. Aaron McKie.....	66
7. Steve Mix.....	65
8. Eric Snow.....	63
9. Andrew Toney.....	58
10. Lionel Hollins.....	53

### TURNOVERS

1. Julius Erving.....	396
2. Maurice Cheeks.....	284
3. Andrew Toney.....	257
4. Allen Iverson.....	199
5. Charles Barkley.....	188
6. Bobby Jones.....	163
7. Darryl Dawkins.....	151
8. Caldwell Jones.....	139
9. Eric Snow.....	122
10. Aaron McKie.....	89

### BLOCKED SHOTS

1. Julius Erving.....	239
2. Caldwell Jones.....	200
3. Darryl Dawkins.....	142
4. Bobby Jones.....	133
5. Dikembe Mutombo.....	81
6. Moses Malone.....	58
7. Charles Barkley.....	50
8. Theo Ratliff.....	48
9. Maurice Cheeks.....	41
10. Mike Gminski.....	31





# Playoffs



## PLAYOFF YEAR-BY-YEAR BREAKDOWN

ALL-TIME PLAYOFF RESULTS	
Year	Result
1949-50	Reached championship finals
1950-51	Reached Eastern finals
1951-52	Reached Eastern finals
1952-53	Reached Eastern semifinals
1953-54	Reached championship finals
1954-55	Won title
1955-56	Reached Eastern finals
1956-57	Reached Eastern finals
1957-58	Reached Eastern semifinals
1958-59	Reached Eastern finals
1959-60	Reached Eastern semifinals
1960-61	Reached Eastern finals
1961-62	Reached Eastern semifinals
1962-63	Reached Eastern semifinals
1963-64	Reached Eastern semifinals
1964-65	Reached Eastern finals
1965-66	Reached Eastern finals
1966-67	Won title
1967-68	Reached Eastern finals
1968-69	Reached Eastern semifinals
1969-70	Reached Eastern semifinals
1970-71	Reached Eastern semifinals
1975-76	Reached Eastern first round
1976-77	Reached championship finals
1977-78	Reached Eastern finals
1978-79	Reached Eastern semifinals
1979-80	Reached championship finals
1980-81	Reached Eastern finals
1981-82	Reached championship finals
1982-83	Won title
1983-84	Reached Eastern first round
1984-85	Reached Eastern finals
1985-86	Reached Eastern semifinals
1986-87	Reached Eastern first round
1988-89	Reached Eastern first round
1989-90	Reached Eastern semifinals
1990-91	Reached Eastern semifinals
1998-99	Reached Eastern semifinals
1999-00	Reached Eastern semifinals
2000-01	Reached championship finals
2001-02	Reached Eastern first round
2002-03	Reached Eastern semifinals
2004-05	Reached Eastern first round
2007-08	Reached Eastern first round
2008-09	Reached Eastern first round

ALL-TIME PLAYOFF RECORD	
Year	W-L
1949-50	6-5
1950-51	4-3
1951-52	3-4
1952-53	0-2
1953-54	9-4
1954-55	7-4
1955-56	4-4
1956-57	2-3
1957-58	1-2
1958-59	5-4
1959-60	1-2
1960-61	4-4
1961-62	2-3
1962-63	2-3
1963-64	2-3
1964-65	6-5
1965-66	1-4
1966-67	11-4
1967-68	7-6
1968-69	1-4
1969-70	1-4
1970-71	3-4
1975-76	1-2
1976-77	10-9
1977-78	6-4
1978-79	5-4
1979-80	12-6
1980-81	9-7
1981-82	12-9
1982-83	12-1
1983-84	2-3
1984-85	8-5
1985-86	6-6
1986-87	2-3
1988-89	0-3
1989-90	4-6
1990-91	4-4
1998-99	3-5
1999-00	5-5
2000-01	12-11
2001-02	2-3
2002-03	6-6
2004-05	1-4
2007-08	2-4
2008-09	2-4
<b>Totals</b>	<b>208-195</b>
<b>WINNING PCT.</b>	<b>.516</b>

# Playoffs



## ALL-TIME PLAYOFF RESULTS

1949-50			
<b>EASTERN DIVISION SEMIFINALS</b> <i>(Syracuse 2, Philadelphia 0)</i>			
3/22/50	@ Syracuse	W	93-76
3/23/50	@ Philadelphia	W	59-53
<b>EASTERN DIVISION FINALS</b> <i>(Syracuse 2, New York 1)</i>			
3/26/50	@ Syracuse	W	91-83 (OT)
3/30/50	@ New York	L	76-80
4/2/50	@ Syracuse	W	91-80
<b>NBA FINALS</b> <i>(Minneapolis 4, Syracuse 2)</i>			
4/8/50	@ Syracuse	L	66-68
4/9/50	@ Syracuse	W	91-85
4/14/50	@ Minneapolis	L	76-91
4/16/50	@ Minneapolis	L	69-77
4/20/50	@ Syracuse	W	83-77
4/23/50	@ Minneapolis	L	95-110
<b>1950-51</b>			
<b>EASTERN DIVISION SEMIFINALS</b> <i>(Syracuse 2, Philadelphia 0)</i>			
3/20/51	@ Philadelphia	W	91-81 (OT)
3/22/51	@ Syracuse	W	90-78
<b>EASTERN DIVISION FINALS</b> <i>(New York 3, Syracuse 2)</i>			
3/28/51	@ New York	L	92-103
3/29/51	@ Syracuse	W	102-80
3/31/51	@ New York	L	75-97
4/1/51	@ Syracuse	W	90-83
4/4/51	@ New York	L	81-83
<b>1951-52</b>			
<b>EASTERN DIVISION SEMIFINALS</b> <i>(Syracuse 2, Philadelphia 1)</i>			
3/20/52	@ Syracuse	W	102-83
3/22/52	@ Philadelphia	L	95-100
3/23/52	@ Syracuse	W	84-73
<b>EASTERN DIVISION FINALS</b> <i>(New York 3, Syracuse 1)</i>			
4/2/52	@ Syracuse	L	85-87
4/3/52	@ Syracuse	W	102-92
4/4/52	@ New York	L	92-99
4/8/52	@ New York	L	93-100
<b>1952-53</b>			
<b>EASTERN DIVISION SEMIFINALS</b> <i>(Boston 2, Syracuse 0)</i>			
3/19/53	@ Syracuse	L	81-87
3/21/53	@ Boston	L	105-111 (4 OT)
<b>1953-54</b>			
<b>EASTERN DIVISION ROUND ROBIN</b>			
3/17/54	Syracuse @ Boston	W	96-95 (OT)
3/18/54	New York @ Syracuse	W	75-68
3/21/54	Syracuse @ New York	W	103-99
3/22/54	Boston @ Syracuse	W	98-85
<b>EASTERN DIVISION FINALS</b> <i>(Syracuse 2, Boston 0)</i>			
3/25/54	@ Syracuse	W	109-94
3/27/54	@ Boston	W	83-76
<b>NBA FINALS</b> <i>(Minneapolis 4, Syracuse 3)</i>			
3/31/54	@ Minneapolis	L	68-79
4/3/54	@ Minneapolis	L	62-60
4/4/54	@ Syracuse	L	67-81
4/8/54	@ Syracuse	W	80-69
4/10/54	@ Syracuse	L	73-84
4/11/54	@ Minneapolis	W	65-63
4/12/54	@ Minneapolis	L	80-87

1954-55			
<b>EASTERN DIVISION SEMIFINALS</b> <i>(received bye in semifinals)</i>			
<b>EASTERN DIVISION FINALS</b> <i>(Syracuse 3, Boston 1)</i>			
3/22/55	@ Syracuse	W	110-100
3/24/55	@ Syracuse	W	116-110
3/26/55	@ Boston	L	97-100 (OT)
3/27/55	@ Boston	W	110-94
<b>NBA FINALS</b> <i>(Syracuse 4, Fort Wayne 3)</i>			
3/31/55	@ Syracuse	W	86-82
4/2/55	@ Syracuse	W	87-84
4/3/55	@ Fort Wayne	L	89-96
4/5/55	@ Fort Wayne	L	102-109
4/7/55	@ Fort Wayne	L	71-74
4/9/55	@ Syracuse	W	109-104
4/10/55	@ Syracuse	W	92-91
<b>1955-56</b>			
<i>Third Place Game</i> <i>Syracuse defeated New York, 82-77, on March 15, 1956, in Syracuse, N.Y., in a third-place "play-in" game. The win does not affect the franchise playoff record.</i>			
<b>EASTERN DIVISION SEMIFINALS</b> <i>(Syracuse 2, Boston 1)</i>			
3/17/56	@ Boston	L	93-110
3/19/56	@ Syracuse	W	101-98
3/21/56	@ Boston	W	102-97
<b>EASTERN DIVISION FINALS</b> <i>(Philadelphia 3, Syracuse 2)</i>			
3/23/56	@ Philadelphia	L	87-109
3/25/56	@ Syracuse	W	122-118
3/27/56	@ Philadelphia	L	96-119
3/28/56	@ Syracuse	W	108-104
3/29/56	@ Philadelphia	L	104-109
<b>1956-57</b>			
<b>EASTERN DIVISION SEMIFINALS</b> <i>(Syracuse 2, Philadelphia 0)</i>			
3/16/57	@ Philadelphia	W	103-96
3/18/57	@ Syracuse	W	91-80
<b>EASTERN DIVISION FINALS</b> <i>(Boston 3, Syracuse 0)</i>			
3/21/57	@ Boston	L	90-108
3/23/57	@ Syracuse	L	105-120
3/24/57	@ Boston	L	80-83
<b>1957-58</b>			
<b>EASTERN DIVISION SEMIFINALS</b> <i>(Philadelphia 2, Syracuse 1)</i>			
3/15/58	@ Syracuse	W	86-82
3/16/58	@ Philadelphia	L	93-95
3/18/58	@ Syracuse	L	88-101
<b>1958-59</b>			
<b>EASTERN DIVISION SEMIFINALS</b> <i>(Syracuse 2, New York 0)</i>			
3/13/59	@ New York	W	129-123
3/15/59	@ Syracuse	W	131-115
<b>EASTERN DIVISION FINALS</b> <i>(Boston 4, Syracuse 3)</i>			
3/18/59	@ Boston	L	109-131
3/21/59	@ Syracuse	W	120-118
3/22/59	@ Boston	L	111-133
3/25/59	@ Syracuse	W	119-107
3/28/59	@ Boston	L	108-129
3/29/59	@ Syracuse	W	133-121
4/1/59	@ Boston	L	125-130

Playoffs







# Playoffs



## ALL-TIME PLAYOFF RESULTS

### 1959-60

#### EASTERN DIVISION SEMIFINALS

(Philadelphia 2, Syracuse 1)

3/11/60	@ Philadelphia	L	92-115
3/13/60	@ Syracuse	W	125-119
3/14/60	@ Philadelphia	L	112-132

### 1960-61

#### EASTERN DIVISION SEMIFINALS

(Syracuse 3, Philadelphia 0)

3/14/61	@ Philadelphia	W	115-107
3/16/61	@ Syracuse	W	115-114
3/18/61	@ Philadelphia	W	106-103

#### EASTERN DIVISION FINALS

(Boston 4, Syracuse 1)

3/19/61	@ Boston	L	115-128
3/21/61	@ Syracuse	W	115-98
3/23/61	@ Boston	L	110-133
3/25/61	@ Syracuse	L	107-120
3/26/61	@ Boston	L	101-123

### 1961-62

#### EASTERN DIVISION SEMIFINALS

(Philadelphia 3, Syracuse 2)

3/16/62	@ Philadelphia	L	103-110
3/18/62	@ Syracuse	L	82-97
3/19/62	@ Philadelphia	W	101-100
3/20/62	@ Syracuse	W	106-99
3/22/62	@ Philadelphia	L	104-121

### 1962-63

#### EASTERN DIVISION SEMIFINALS

(Cincinnati 3, Syracuse 2)

3/19/63	@ Syracuse	W	123-120
3/21/63	@ Cincinnati	L	115-133
3/23/63	@ Syracuse	W	121-117
3/24/63	@ Cincinnati	L	118-125
3/26/63	@ Syracuse	L	127-131 (OT)

### 1963-64

#### EASTERN DIVISION SEMIFINALS

(Cincinnati 3, Philadelphia 2)

3/22/64	@ Cincinnati	L	102-127
3/24/64	@ Philadelphia	W	122-114
3/25/64	@ Cincinnati	L	89-101
3/28/64	@ Philadelphia	W	129-120
3/29/64	@ Cincinnati	L	124-130

### 1964-65

#### EASTERN DIVISION SEMIFINALS

(Philadelphia 3, Cincinnati 1)

3/24/65	@ Cincinnati	W	119-117
3/26/65	@ Philadelphia	L	120-121
3/28/65	@ Cincinnati	W	108-94
3/31/65	@ Philadelphia	W	119-112

#### EASTERN DIVISION FINALS

(Boston 4, Philadelphia 3)

4/4/65	@ Boston	L	98-108
4/6/65	@ Philadelphia	W	109-103
4/8/65	@ Boston	L	94-112
4/9/65	@ Philadelphia	W	134-131 (OT)
4/11/65	@ Boston	L	108-114
4/13/65	@ Philadelphia	W	112-106
4/15/65	@ Boston	L	109-110

### 1965-66

#### EASTERN DIVISION SEMIFINALS

(received bye in semifinals)

### EASTERN DIVISION FINALS

(Boston 4, Philadelphia 1)

4/3/66	@ Philadelphia	L	96-115
4/6/66	@ Boston	L	93-114
4/7/66	@ Philadelphia	W	111-105
4/10/66	@ Boston	L	108-114 (OT)
4/12/66	@ Philadelphia	L	112-120

### 1966-67

#### EASTERN DIVISION SEMIFINALS

(Philadelphia 3, Cincinnati 1)

3/21/67	@ Philadelphia	L	116-120
3/22/67	@ Cincinnati	W	123-102
3/24/67	@ Philadelphia	W	121-106
3/25/67	@ Cincinnati	W	112-94

#### EASTERN DIVISION FINALS

(Philadelphia 4, Boston 1)

3/31/67	@ Philadelphia	W	127-113
4/2/67	@ Boston	W	107-102
4/5/67	@ Philadelphia	W	115-104
4/9/67	@ Boston	L	117-121
4/11/67	@ Philadelphia	W	140-116

### NBA FINALS

(Philadelphia 4, San Francisco 2)

4/14/67	@ Philadelphia	W	141-135 (OT)
4/16/67	@ Philadelphia	W	126-95
4/18/67	@ San Francisco	L	124-130
4/20/67	@ San Francisco	W	122-108
4/23/67	@ Philadelphia	L	109-117
4/24/67	@ San Francisco	W	125-122

### 1967-68

#### EASTERN DIVISION SEMIFINALS

(Philadelphia 4, New York 2)

3/22/68	@ Philadelphia	W	118-110
3/23/68	@ New York	L	117-128
3/27/68	@ Philadelphia	W	138-132 (2OT)
3/30/68	@ New York	L	98-1078
3/31/68	@ Philadelphia	W	123-107
4/1/68	@ New York	W	113-97

#### EASTERN DIVISION FINALS

(Boston 4, Philadelphia 3)

4/5/68	@ Philadelphia	L	118-127
4/10/68	@ Boston	W	115-106
4/11/68	@ Philadelphia	W	122-114
4/14/68	@ Boston	W	110-105
4/15/68	@ Philadelphia	L	104-122
4/17/68	@ Boston	L	106-114
4/19/68	@ Philadelphia	L	96-100

### 1968-69

#### EASTERN DIVISION SEMIFINALS

(Boston 4, Philadelphia 1)

3/26/69	@ Philadelphia	L	100-114
3/28/69	@ Boston	L	103-134
3/30/69	@ Philadelphia	L	118-125
4/1/69	@ Boston	W	119-116
4/4/69	@ Philadelphia	L	90-93

### 1969-70

#### EASTERN DIVISION SEMIFINALS

(Milwaukee 4, Philadelphia 1)

3/25/70	@ Milwaukee	L	118-125
3/27/70	@ Milwaukee	W	112-105
3/30/70	@ Philadelphia	L	120-156
4/1/70	@ Philadelphia	L	111-118
4/3/70	@ Milwaukee	L	106-115

### 1970-71

#### EASTERN CONFERENCE SEMIFINALS

(Baltimore 4, Philadelphia 3)

3/24/71	@ Baltimore	W	126-112
3/26/71	@ Philadelphia	L	107-119
3/28/71	@ Baltimore	L	103-111
3/30/71	@ Philadelphia	L	105-120
4/1/71	@ Baltimore	W	104-103
4/3/71	@ Philadelphia	W	98-94
4/4/71	@ Baltimore	L	120-128

### 1975-76

#### FIRST ROUND

(Buffalo 2, Philadelphia 1)

4/15/76	@ Philadelphia	L	89-95
4/16/76	@ Buffalo	W	131-106
4/18/76	@ Philadelphia	L	123-124 (OT)

### 1976-77

#### FIRST ROUND

(Received first round bye)

#### EASTERN CONFERENCE SEMIFINALS

(Philadelphia 4, Boston 3)

4/17/77	@ Philadelphia	L	111-113
4/20/77	@ Philadelphia	W	113-101
4/22/77	@ Boston	W	109-100
4/24/77	@ Boston	L	119-124
4/27/77	@ Philadelphia	W	110-91
4/29/77	@ Boston	L	108-113
5/1/77	@ Philadelphia	W	83-77

#### EASTERN CONFERENCE FINALS

(Philadelphia 4, Houston 2)

5/5/77	@ Philadelphia	W	128-117
5/8/77	@ Philadelphia	W	106-97
5/11/77	@ Houston	L	94-118
5/13/77	@ Houston	W	107-95
5/15/77	@ Philadelphia	L	115-118
5/17/77	@ Houston	W	112-109

### NBA FINALS

(Portland 4, Philadelphia 2)

5/22/77	@ Philadelphia	W	107-101
5/26/77	@ Philadelphia	W	107-89
5/29/77	@ Portland	L	107-129
5/31/77	@ Portland	L	98-130
6/3/77	@ Philadelphia	L	104-110
6/5/77	@ Portland	L	107-109

### 1977-78

#### FIRST ROUND

(received bye in first round)

#### EASTERN CONFERENCE SEMIFINALS

(Philadelphia 4, New York 0)

4/16/78	@ Philadelphia	W	130-90
4/18/78	@ Philadelphia	W	119-100
4/20/78	@ New York	W	137-126
4/23/78	@ New York	W	112-107

#### EASTERN CONFERENCE FINALS

(Washington 4, Philadelphia 2)

4/30/78	@ Philadelphia	L	117-122
5/3/78	@ Philadelphia	W	110-104
5/5/78	@ Washington	L	108-123
5/7/78	@ Washington	L	105-121
5/10/78	@ Philadelphia	W	107-94
5/12/78	@ Washington	L	99-101

### 1978-79

#### FIRST ROUND

(Philadelphia 2, New Jersey 0)

4/11/79	@ Philadelphia	W	122-114
4/13/79	@ New Jersey	W	111-101

#### EASTERN CONFERENCE SEMIFINALS

(San Antonio 4, Philadelphia 3)

4/15/79	@ San Antonio	L	106-119
4/17/79	@ San Antonio	L	120-121
4/20/79	@ Philadelphia	W	123-115
4/22/79	@ Philadelphia	L	112-115 (OT)
4/26/79	@ San Antonio	W	120-97
4/29/79	@ Philadelphia	W	92-90
5/2/79	@ San Antonio	L	108-111

### 1979-80

#### FIRST ROUND

(Philadelphia 2, Washington 0)

4/2/80	@ Philadelphia	W	111-96
4/4/80	@ Washington	W	112-104

#### EASTERN CONFERENCE SEMIFINALS

(Philadelphia 4, Atlanta 1)

4/6/80	@ Philadelphia	W	107-104
4/9/80	@ Philadelphia	W	99-92
4/10/80	@ Atlanta	L	93-105
4/13/80	@ Atlanta	W	107-83
4/15/80	@ Philadelphia	W	105-100

#### EASTERN CONFERENCE FINALS

(Philadelphia 4, Boston 1)

4/18/80	@ Boston	W	96-93
4/20/80	@ Boston	L	99-96
4/23/80	@ Philadelphia	W	99-97
4/24/80	@ Philadelphia	W	102-90
4/27/80	@ Boston	W	105-94

### NBA FINALS

(Los Angeles 4, Philadelphia 2)

5/4/80	@ Los Angeles	L	102-109
5/7/80	@ Los Angeles	W	107-104
5/10/80	@ Philadelphia	L	101-111
5/11/80	@ Philadelphia	W	105-102
5/14/80	@ Los Angeles	L	103-108
5/16/80	@ Philadelphia	L	107-123

### 1980-81

#### FIRST ROUND

(Philadelphia 2, Indiana 0)

5/31/81	@ Philadelphia	W	124-108
4/2/81	@ Indiana	W	96-85

#### EASTERN CONFERENCE SEMIFINALS

(Philadelphia 4, Milwaukee 3)

4/5/81	@ Philadelphia	W	125-122
4/7/81	@ Philadelphia	L	99-109
4/10/81	@ Milwaukee	W	108-103
4/12/81	@ Milwaukee	L	98-109
4/15/81	@ Philadelphia	W	116-99
4/17/81	@ Milwaukee	L	86-109
4/19/81	@ Philadelphia	W	99-98

#### EASTERN CONFERENCE FINALS

(Boston 4, Philadelphia 3)

4/21/81	@ Boston	W	105-104
4/22/81	@ Boston	L	99-118
4/24/81	@ Philadelphia	W	110-100
4/26/81	@ Philadelphia	W	107-105
4/29/81	@ Boston	L	109-111
5/1/81	@ Philadelphia	L	98-100
5/3/81	@ Boston	L	90-91

Playoffs





# Playoffs



## ALL-TIME PLAYOFF RESULTS

### 1981-82

#### FIRST ROUND

4/21/82	@ Philadelphia	W	111-76
4/23/82	@ Atlanta	W	98-95 (OT)

#### EASTERN CONFERENCE SEMIFINALS

(Philadelphia 4, Milwaukee 2)

4/25/82	@ Philadelphia	W	125-122
4/28/82	@ Philadelphia	W	120-108
5/1/82	@ Milwaukee	L	91-92
5/2/82	@ Milwaukee	W	100-93
5/5/82	@ Philadelphia	L	98-110
5/7/82	@ Milwaukee	W	102-90

#### EASTERN CONFERENCE FINALS

(Philadelphia 4, Boston 3)

5/9/82	@ Boston	L	81-121
5/12/82	@ Boston	W	121-113
5/15/82	@ Philadelphia	W	99-97
5/16/82	@ Philadelphia	W	119-94
5/19/82	@ Boston	L	85-114
5/21/82	@ Philadelphia	L	75-88
5/23/82	@ Boston	W	120-106

#### NBA FINALS

(Los Angeles 4, Philadelphia 2)

5/27/82	@ Philadelphia	L	117-124
5/30/82	@ Philadelphia	W	110-94
6/1/82	@ Los Angeles	L	108-129
6/3/82	@ Los Angeles	L	101-111
6/6/82	@ Philadelphia	W	135-102
6/8/82	@ Los Angeles	L	104-114

### 1982-83

#### FIRST ROUND

(Received a bye in first round)

#### EASTERN CONFERENCE SEMIFINALS

(Philadelphia 4, New York 0)

4/24/83	@ Philadelphia	W	112-102
4/27/83	@ Philadelphia	W	98-91
4/30/83	@ New York	W	107-105
5/1/83	@ New York	W	105-102

#### EASTERN CONFERENCE FINALS

(Philadelphia 4, Milwaukee 1)

5/8/83	@ Philadelphia	W	111-109 (OT)
5/11/83	@ Philadelphia	W	87-81
5/14/83	@ Milwaukee	W	104-96
5/15/83	@ Milwaukee	L	94-100
5/18/83	@ Philadelphia	W	115-103

#### NBA FINALS

(Philadelphia 4, Los Angeles 0)

5/22/83	@ Philadelphia	W	113-107
5/26/83	@ Philadelphia	W	103-93
5/29/83	@ Los Angeles	W	111-94
5/31/83	@ Los Angeles	W	115-108

### 1983-84

#### FIRST ROUND

(New Jersey 3, Philadelphia 2)

4/18/84	@ Philadelphia	L	101-116
4/20/84	@ Philadelphia	L	102-116
4/22/84	@ New Jersey	W	108-100
4/24/84	@ New Jersey	W	110-102
4/26/84	@ Philadelphia	L	98-101

### 1984-85

#### FIRST ROUND

(Philadelphia 3, Washington 1)

4/17/85	@ Philadelphia	W	104-97
4/21/85	@ Philadelphia	W	113-94
4/24/85	@ Washington	L	100-118
4/26/85	@ Washington	W	106-98

### EASTERN CONFERENCE SEMIFINALS

(Philadelphia 4, Milwaukee 0)

4/28/85	@ Milwaukee	W	127-105
4/30/85	@ Milwaukee	W	112-108
5/3/85	@ Philadelphia	W	109-104
5/5/85	@ Philadelphia	W	121-112

#### EASTERN CONFERENCE FINALS

(Boston 4, Philadelphia 1)

5/12/85	@ Boston	L	93-108
5/14/85	@ Boston	L	98-106
5/18/85	@ Philadelphia	L	94-105
5/19/85	@ Philadelphia	W	115-104
5/22/85	@ Boston	L	100-102

### 1985-86

#### FIRST ROUND

(Philadelphia 3, Washington 2)

4/18/86	@ Philadelphia	L	94-95
4/20/86	@ Philadelphia	W	102-97
4/22/86	@ Washington	W	91-86
4/24/86	@ Washington	L	111-116
4/27/86	@ Philadelphia	W	134-109

#### EASTERN CONFERENCE SEMIFINALS

(Milwaukee 4, Philadelphia 3)

4/29/86	@ Milwaukee	W	118-112
5/1/86	@ Milwaukee	L	107-119
5/3/86	@ Philadelphia	W	107-103
5/5/86	@ Philadelphia	L	104-109
5/7/86	@ Milwaukee	L	108-113
5/9/86	@ Philadelphia	W	126-108
5/11/86	@ Milwaukee	L	112-113

### 1986-87

#### FIRST ROUND

(Milwaukee 3, Philadelphia 2)

4/24/87	@ Milwaukee	L	104-107
4/26/87	@ Milwaukee	W	125-122 (OT)
4/29/87	@ Philadelphia	L	120-121
5/1/87	@ Philadelphia	W	124-118
5/3/87	@ Milwaukee	L	89-102

### 1988-89

#### FIRST ROUND

(New York 3, Philadelphia 0)

4/27/89	@ New York	L	96-102
4/29/89	@ New York	L	106-107
5/2/89	@ Philadelphia	L	115-116 (OT)

### 1989-90

#### FIRST ROUND

(Philadelphia 3, Cleveland 2)

4/26/90	@ Philadelphia	W	111-106
4/29/90	@ Philadelphia	W	107-101
5/1/90	@ Cleveland	L	95-122
5/3/90	@ Cleveland	L	96-108
5/5/90	@ Philadelphia	W	113-97

#### EASTERN CONFERENCE SEMIFINALS

(Chicago 4, Philadelphia 1)

5/7/90	@ Chicago	L	85-96
5/9/90	@ Chicago	L	96-101
5/11/90	@ Philadelphia	W	118-112
5/13/90	@ Philadelphia	L	101-111
5/16/90	@ Chicago	L	99-117

### 1990-91

#### FIRST ROUND

(Philadelphia 3, Milwaukee 0)

4/25/91	@ Milwaukee	W	99-90
4/27/91	@ Milwaukee	W	116-112 (OT)
4/30/91	@ Philadelphia	W	121-100

# Playoffs



## ALL-TIME PLAYOFF RESULTS

### 2001-02

#### FIRST ROUND

(Boston 3, Philadelphia 2)

4/21/02	@ Boston	L	82-92
4/25/02	@ Boston	L	85-93
4/28/02	@ Philadelphia	W	108-103
5/1/02	@ Philadelphia	W	83-81
5/3/02	@ Boston	L	87-120

### 2002-03

#### FIRST ROUND

(Philadelphia 4, New Orleans 2)

4/20/03	@ Philadelphia	W	98-90
4/23/03	@ Philadelphia	W	90-85
4/26/03	@ New Orleans	L	85-99
4/28/03	@ New Orleans	L	87-96
4/30/03	@ Philadelphia	W	93-91
5/2/03	@ New Orleans	W	107-103

#### EASTERN CONFERENCE SEMIFINALS

(Detroit 4, Philadelphia 2)

5/6/03	@ Detroit	L	87-89
5/8/03	@ Detroit	L	97-104 (OT)
5/10/03	@ Philadelphia	W	93-83
5/11/03	@ Philadelphia	W	95-82
5/14/03	@ Detroit	L	77-78
5/16/03	@ Philadelphia	L	89-93 (OT)

### 2004-05

#### FIRST ROUND

(Detroit 4, Philadelphia 1)

4/23/05	@ Detroit	L	85-106
4/26/05	@ Detroit	L	84-99
4/29/05	@ Philadelphia	W	115-104
5/1/05	@ Philadelphia	L	92-97 (OT)
5/3/05	@ Detroit	L	78-88

### 2007-08

#### FIRST ROUND

(Detroit 4, Philadelphia 2)

4/20/08	@ Detroit	W	90-86
4/23/08	@ Detroit	L	88-105
4/25/08	@ Philadelphia	W	95-75
4/27/08	@ Philadelphia	L	84-93
4/29/08	@ Detroit	L	81-98
5/1/08	@ Philadelphia	L	77-100

### 2008-09

#### FIRST ROUND

(Orlando 4, Philadelphia 2)

4/19/09	@ Orlando	W	100-98
4/22/09	@ Orlando	L	87-96
4/24/09	@ Philadelphia	W	96-94
4/26/09	@ Philadelphia	L	81-84
4/28/09	@ Orlando	L	78-91
4/30/09	@ Philadelphia	L	89-114

### EASTERN CONFERENCE SEMIFINALS

(Chicago 4, Philadelphia 1)

5/4/91	@ Chicago	L	92-105
5/6/91	@ Chicago	L	100-112
5/10/91	@ Philadelphia	W	99-97
5/12/91	@ Philadelphia	L	85-101
5/14/91	@ Chicago	L	95-100

### 1998-99

#### FIRST ROUND

(Philadelphia 3, Orlando 1)

5/9/99	@ Orlando	W	104-90
5/11/99	@ Orlando	L	68-79
5/13/99	@ Philadelphia	W	97-85
5/15/99	@ Philadelphia	W	101-91

#### EASTERN CONFERENCE SEMIFINALS

(Indiana 4, Philadelphia 0)

5/17/99	@ Indiana	L	90-94
5/19/99	@ Indiana	L	82-85
5/21/99	@ Philadelphia	L	86-97
5/23/99	@ Philadelphia	L	86-89

### 1999-00

#### FIRST ROUND

(Philadelphia 3, Charlotte 1)

4/22/00	@ Charlotte	W	92-82
4/24/00	@ Charlotte	L	98-108 (OT)
4/28/00	@ Philadelphia	W	81-76
5/1/00	@ Philadelphia	W	105-99

#### EASTERN CONFERENCE SEMIFINALS

(Indiana 4, Philadelphia 2)

5/6/00	@ Indiana	L	91-108
5/8/00	@ Indiana	L	97-103
5/10/00	@ Philadelphia	L	89-97
5/23/00	@ Philadelphia	W	92-90
5/15/00	@ Indiana	W	107-86
5/19/00	@ Philadelphia	L	90-106

### 2000-01

#### FIRST ROUND

(Philadelphia 3, Indiana 1)

4/21/01	@ Philadelphia	L	78-79
4/24/01	@ Philadelphia	W	116-98
4/28/01	@ Indiana	W	92-87
5/2/01	@ Indiana	W	88-85

#### EASTERN CONFERENCE SEMIFINALS

(Philadelphia 4, Toronto 3)

5/6/01	@ Philadelphia	L	93-96
5/9/01	@ Philadelphia	W	97-92
5/11/01	@ Toronto	L	78-102
5/13/01	@ Toronto	W	84-79
5/16/01	@ Philadelphia	W	121-88
5/18/01	@ Toronto	L	89-101
5/20/01	@ Philadelphia	W	88-87

#### EASTERN CONFERENCE FINALS

(Philadelphia 4, Milwaukee 3)

5/22/01	@ Philadelphia	W	93-85
5/24/01	@ Philadelphia	L	78-92
5/26/01	@ Milwaukee	L	74-80
5/28/01	@ Milwaukee	W	89-93
5/30/01	@ Philadelphia	W	89-88
6/1/01	@ Milwaukee	L	100-110
6/3/01	@ Philadelphia	W	108-91

#### NBA FINALS

(Los Angeles 4, Philadelphia 1)

6/6/01	@ Los Angeles	W	107-101 (OT)
6/8/01	@ Los Angeles	L	89-98
6/10/01	@ Philadelphia	L	91-96
6/13/01	@ Philadelphia	L	86-100
6/15/01	@ Philadelphia	L	96-108







# Playoffs



## 7-GAME SERIES: FINAL GAME RESULTS

6-8 OVERALL (76ERS: 5-6; NATIONALS: 1-2)

DATE	ROUND	OPPONENT	RESULT/SCORE
04/12/54	NBA Finals	at Minneapolis	L, 80-87
04/10/55	NBA Finals	Fort Wayne	W, 92-91
04/01/59	Eastern Division Finals	at Boston	L, 125-130
04/15/65	Eastern Division Finals	at Boston	L, 109-110
04/19/68	Eastern Division Finals	Boston	L, 96-100
04/04/71	Eastern Conference Semifinals	at Baltimore	L, 120-128
05/01/77	Eastern Conference Semifinals	Boston	W, 83-77
05/02/79	Eastern Conference Semifinals	at San Antonio	L, 108-111
04/19/81	Eastern Conference Semifinals	Milwaukee	W, 99-98
05/03/81	Eastern Conference Finals	at Boston	L, 90-91
05/23/82	Eastern Conference Finals	at Boston	W, 120-106
05/11/86	Eastern Conference Semifinals	at Milwaukee	L, 112-113
05/20/01	Eastern Conference Semifinals	Toronto	W, 88-87
06/03/01	Eastern Conference Finals	Milwaukee	W, 108-91

## 5-GAME SERIES: FINAL GAME RESULTS

2-8 OVERALL (76ERS: 2-4; NATIONALS: 0-4)

DATE	ROUND	OPPONENT	RESULT/SCORE
04/04/51	Eastern Division Finals	at New York	L, 81-83
03/29/56	Eastern Division Finals	at Philadelphia	L, 104-109
03/22/62	Eastern Division Semifinals	at Philadelphia	L, 104-121
03/26/63	Eastern Division Semifinals	Cincinnati	L, 127-131 (OT)
03/29/64	Eastern Division Semifinals	at Cincinnati	L, 124-130
04/26/84	First Round	New Jersey	L, 98-101
04/27/86	First Round	Washington	W, 134-109
05/03/87	First Round	at Milwaukee	L, 89-102
05/05/90	First Round	Cleveland	W, 113-97
05/03/02	First Round	at Boston	L, 87-120

## 3-GAME SERIES: FINAL GAME RESULTS

3-3 OVERALL (76ERS: 0-1; NATIONALS: 3-2)

DATE	ROUND	OPPONENT	RESULT/SCORE
04/02/50	Eastern Division Finals	New York	W, 91-80
03/23/52	Eastern Division Semifinals	Philadelphia	W, 84-73
03/21/56	Eastern Division Semifinals	at Boston	W, 102-97
03/18/58	Eastern Division Semifinals	Philadelphia	L, 88-101
03/14/60	Eastern Division Semifinals	at Philadelphia	L, 112-132
04/18/76	First Round	Buffalo	L, 123-124

# Playoffs



## ALL-TIME PLAYOFF BREAKDOWN

### FIRST ROUND

Year	Record
1975-76	1-2
1978-79	2-0
1979-80	2-0
1980-81	2-0
1981-82	2-0
1983-84	2-3
1984-85	3-1
1985-86	3-2
1986-87	2-3
1988-89	0-3
1989-90	3-2
1990-91	3-0
1998-99	3-1
1999-00	3-1
2000-01	3-1
2001-02	2-3
2002-03	4-2
2004-05	1-4
2007-08	2-4
2008-09	2-4
TOTALS	45-36

### ROUND ROBIN

Year	Record
1953-54	4-0
TOTALS	4-0

### EASTERN (DIVISION)

#### CONFERENCE SEMIFINALS

Year	Record
1949-50	2-0
1950-51	2-0
1951-52	2-1
1952-53	0-2
1955-56	2-1
1956-57	2-0
1957-58	1-2
1958-59	2-0
1959-60	1-2
1960-61	3-0
1961-62	2-3
1962-63	2-3
1963-64	2-3
1964-65	3-1
1966-67	3-1
1967-68	4-2
1968-69	1-4
1969-70	1-4
1970-71	3-4
1976-77	4-3
1977-78	4-0
1978-79	3-4
1979-80	4-1
1980-81	4-3
1981-82	4-2
1982-83	4-0
1984-85	4-0
1985-86	3-4
1989-90	1-4
1990-91	1-4
1998-99	0-4
1999-00	2-4
2000-01	4-3
2002-03	4-2
TOTALS	82-73

### EASTERN (DIVISION)

#### CONFERENCE FINALS

Year	Record
1949-50	2-1
1950-51	2-3
1951-52	1-3
1953-54	2-0
1954-55	3-1
1955-56	2-3
1956-57	0-3
1958-59	3-4
1960-61	1-4
1964-65	3-4
1965-66	1-4
1966-67	4-1
1967-68	3-4
1976-77	4-2
1977-78	2-4
1979-80	4-1
1980-81	3-4
1981-82	4-3
1982-83	4-1
1984-85	1-4
2000-01	4-3
TOTALS	53-57

### NBA FINALS

Year	Record
1949-50	2-4
1953-54	3-4
1954-55	4-3
1966-67	4-2
1976-77	2-4
1979-80	2-4
1981-82	2-4
1982-83	4-0
2000-01	1-4
TOTALS	24-29

### ROUND-BY-ROUND IN THE NBA PLAYOFFS

First Round	45-36
Round Robin	4-0
Eastern Conference Semifinals	82-73
Eastern Conference Finals	53-57
NBA Finals	24-29
TOTALS	208-195

NOTE: The Third-Place "play-in" game is not recognized as a playoff game.



The 1982-83 Philadelphia 76ers won the NBA Championship that season





# Playoffs



## TOP SINGLE-GAME PERFORMANCES

### 76ERS / NATIONALS TOP-10 PLAYOFF PERFORMANCES

PTS	PLAYER	POINTS	OPP	DATE
55	Allen Iverson	vs. NOH	4/20/03	
54	Allen Iverson	vs. TOR	5/09/01	
52	Allen Iverson	vs. TOR	5/16/01	
50	Billy Cunningham	vs. MIL	4/01/70	
48	Allen Iverson	at LAL (OT)	6/06/01	
46	Wilt Chamberlain	vs. BOS	4/12/66	
46	Allen Iverson	at MIL	6/01/01	
45	Lee Shaffer	vs. CIN (OT)	3/26/63	
45	Allen Iverson	vs. IND	4/24/01	
45	Allen Iverson	at NOH	5/02/03	

REBS	PLAYER	REBOUNDS	OPP	DATE
41	Wilt Chamberlain	vs. BOS	4/05/67	
39	Wilt Chamberlain	vs. BOS	4/06/65	
38	Wilt Chamberlain	vs. SF	4/16/67	
37	Wilt Chamberlain	at BOS	4/08/65	
36	Wilt Chamberlain	vs. BOS	4/11/67	
34	Wilt Chamberlain	vs. BOS (OT)	4/09/65	
34	Wilt Chamberlain	vs. BOS	4/12/66	
34	Wilt Chamberlain	vs. BOS	4/19/68	
33	Wilt Chamberlain	at BOS (OT)	4/10/66	
33	Wilt Chamberlain	vs. SF (OT)	4/14/67	

AST	PLAYER	ASSISTS	OPP	DATE
19	Wilt Chamberlain	vs. CIN	3/24/67	
16	Maurice Cheeks	at NYK	4/27/89	
16	Allen Iverson	vs. TOR	5/20/01	
15	George King	vs. PHI	3/28/56	
15	Johnny Dawkins	at CHI	5/16/90	
15	Allen Iverson	vs. DET	4/29/05	
14	Maurice Cheeks	at BOS	5/12/82	
14	Johnny Dawkins	vs. CLE	5/05/90	
13	George King	at PHI	3/29/56	
13	Wilt Chamberlain	vs. BOS	3/31/67	
13	Wilt Chamberlain	vs. BOS	4/11/67	
13	Maurice Cheeks	at SA	5/02/79	
13	Lionel Hollins	vs. LAL	5/11/80	
13	Maurice Cheeks	vs. MIL	5/09/86	
13	Johnny Dawkins	at CHI	5/09/90	
13	Eric Snow	at CHA (OT)	4/24/00	
13	Aaron McKie	vs. MIL	6/03/01	

### OPPONENTS TOP-10 PLAYOFF PERFORMANCES

PTS	PLAYER	POINTS	OPP	DATE
56	Wilt Chamberlain	at PHI	3/22/62	
55	Rick Barry	at SF	4/18/67	
53	Wilt Chamberlain	at PHI	3/14/60	
50	Bob Cousy	at BOS (4OT)	3/21/53	
50	Vince Carter	at TOR	5/11/01	
49	Michael Jordan	vs. CHI	5/11/90	
46	Wilt Chamberlain	at PHI	3/14/61	
46	Kareem Abdul-Jabbar	at MIL	4/03/70	
46	Michael Jordan	vs. CHI	5/10/91	
46	Paul Pierce	at BOS	5/03/02	

REBS	PLAYER	REBOUNDS	OPP	DATE
39	Bill Russell	at BOS	3/23/61	
35	Wilt Chamberlain	at PHI	3/22/62	
34	Bill Russell	at BOS	3/19/61	
33	Bill Russell	at BOS	3/26/61	
32	Bill Russell	at BOS	3/18/59	
32	Bill Russell	at BOS	3/28/59	
32	Bill Russell	at BOS	4/01/59	
32	Wilt Chamberlain	at PHI	3/14/61	
32	Bill Russell	at BOS	4/04/65	
31	Bill Russell	at BOS	3/21/57	
31	Bill Russell	vs. BOS	4/12/66	
31	Nate Thurmond	vs. SF (OT)	4/14/67	
31	Bill Russell	at BOS	4/17/68	

AST	PLAYER	ASSISTS	OPP	DATE
18	Oscar Robertson	at CIN	3/29/64	
18	Mark Price	at CLE	5/03/90	
16	Oscar Robertson	at CIN	3/22/64	
16	Oscar Robertson	vs. CIN	3/21/67	
16	Paul Pressey	at MIL	4/30/85	
16	Paul Pressey	at MIL	5/07/86	
15	Bob Cousy	vs. BOS	3/24/55	
15	Bob Cousy	at BOS	3/18/59	
15	John Havlicek	at BOS	4/24/77	
15	Paul Pressey	at MIL	5/11/86	



Allen Iverson



Wilt Chamberlain



Maurice Cheeks



# Year-By-Year





# Year-By-Year



## 1949-50 SEASON STATISTICS

RECORD: 51-13 (.797) HOME: 31-1 AWAY: 15-12 NEUTRAL: 5-0 1ST EASTERN DIVISION

PLAYER	G	MIN	FG-FGA	PCT	FT-FTA	PCT	REB	AST	PF-DQ	PTS	AVG
Schayes	64	—	348-903	.385	376-486	.774	—	259	225	1072	16.8
Gabor	56	—	226-671	.337	157-228	.689	—	108	198	609	10.9
Cervi	56	—	143-431	.332	287-346	.829	—	264	223	573	10.2
Ratkovicz	62	—	162-439	.369	211-348	.606	—	124	201	535	8.6
Seymour	62	—	175-524	.334	126-176	.716	—	189	157	476	7.7
Hannum	64	—	177-488	.363	128-186	.688	—	129	264	482	7.5
Macknowski	59	—	154-463	.333	131-178	.736	—	65	128	439	7.4
Peterson	62	—	167-390	.428	111-185	.600	—	33	198	445	7.2
Levane	60	—	139-418	.333	54-85	.635	—	156	106	332	5.5
Corley	60	—	117-370	.316	75-122	.615	—	109	81	309	5.2
Chollet	49	—	61-179	.341	35-56	.625	—	37	52	157	3.2
<b>NATIONALS</b>	<b>64</b>	<b>—</b>	<b>1869-5276</b>	<b>.354</b>	<b>1691-2396</b>	<b>.706</b>	<b>—</b>	<b>1473</b>	<b>1833</b>	<b>5429</b>	<b>84.8</b>
<b>OPPONENTS</b>	<b>64</b>	<b>—</b>	<b>—</b>	<b>—</b>	<b>—</b>	<b>—</b>	<b>—</b>	<b>—</b>	<b>—</b>	<b>4907</b>	<b>76.7</b>

### 1949-50 GAME-BY-GAME RESULTS

DATE	WL	NATS	OPP	TEAM
11/03	W	78	58	Denver
11/04	W	84	51	vs. Denver
11/06	W	82	72	Philadelphia
11/09	W	103	73	Indianapolis
11/10	L	67	73	at St. Louis
11/12	W	84	69	at Anderson
11/13	W	80	66	New York
11/15	W	77	74	at New York
11/17	W	79	76	Tri City
11/20	W	102	76	Denver
11/21	W	77	67	vs. Denver
11/24	W	125	123	**** Anderson
11/27	W	80	62	Waterloo
11/30	W	87	71	at Boston
12/04	W	67	61	Indianapolis
12/07	W	77	69	at Tri City
12/08	W	86	72	at Sheboygan
12/10	L	63	69	at Rochester
12/11	W	89	72	Sheboygan
12/14	W	96	83	Fort Wayne
12/15	L	88	100	at Anderson
12/18	W	86	73	Chicago
12/20	W	95	70	at Waterloo
12/21	W	96	84	at Tri City
12/22	W	83	74	at Sheboygan
12/25	W	94	88	Anderson
12/28	L	85	87	at Washington
12/29	W	64	62	vs. Philadelphia
01/01	W	79	73	Washington
01/05	W	82	73	Tri City
01/08	W	84	68	Waterloo
01/10	L	84	86	* at Waterloo
01/11	L	88	98	at Minneapolis
01/12	W	64	62	at Fort Wayne
01/15	W	82	69	Indianapolis
01/19	W	107	86	Denver
01/22	L	75	77	* Anderson
01/26	W	76	72	Rochester
01/29	W	85	70	Sheboygan
01/30	W	91	75	vs. Indianapolis
02/01	L	83	91	at Tri City
02/02	W	73	67	at Indianapolis
02/03	W	103	79	Waterloo
02/05	W	96	87	Baltimore
02/08	W	106	81	Sheboygan

\* denotes overtime  
\*\*\*\* denotes five overtimes

# Year-By-Year



## 1950-51 SEASON STATISTICS

RECORD: 32-34 (.485) HOME: 24-9 AWAY: 8-25 4TH EASTERN DIVISION

PLAYER	G	MIN	FG-FGA	PCT	FT-FTA	PCT	REB	AST	PF-DQ	PTS	AVG
Schayes	66	—	332-930	.357	457-608	.752	1080	251	271-9	1121	17.0
Scolari*	66	—	302-923	.327	279-331	.843	218	255	183-1	883	13.4
Ratkovicz	66	—	264-636	.415	321-439	.731	547	193	256-11	849	12.9
Smauley*****	60	—	252-663	.380	227-267	.850	178	161	145-4	731	12.2
Gabor	61	—	255-745	.342	179-242	.740	150	125	213-7	689	11.3
Jorgensen**	63	—	223-600	.372	182-265	.687	338	91	237-8	628	10.0
Cervi	53	—	132-346	.382	194-237	.819	152	208	180-9	458	8.6
Hannum	63	—	182-494	.368	107-197	.543	301	119	271-16	471	7.5
Seymour	51	—	125-385	.325	117-159	.736	194	187	138-0	367	7.2
Peterson***	53	—	130-384	.339	99-150	.660	288	66	188-9	359	6.8
Macknowski	58	—	131-435	.301	122-170	.718	110	69	134-3	384	6.6
Calabrese	46	—	70-197	.355	61-88	.693	65	65	80-0	201	4.4
Lofgran****	61	—	79-270	.293	79-127	.622	157	36	132-4	237	3.9
Chollet	14	—	6-51	.118	12-19	.632	15	12	29-0	24	1.7
<b>NATIONALS</b>	<b>66</b>	<b>—</b>	<b>1884-5365</b>	<b>.351</b>	<b>1912-2634</b>	<b>.726</b>	<b>3259</b>	<b>1493</b>	<b>1995-64</b>	<b>5680</b>	<b>86.1</b>
<b>OPPONENTS</b>	<b>66</b>	<b>—</b>	<b>—</b>	<b>—</b>	<b>—</b>	<b>—</b>	<b>—</b>	<b>—</b>	<b>—</b>	<b>5644</b>	<b>85.5</b>

\* Scolari played with Washington and Syracuse  
\*\* Jorgensen played with Tri-Cities and Syracuse  
\*\*\* Peterson played with Tri-Cities and Syracuse

\*\*\*\* Lofgran played with Indianapolis and Syracuse  
\*\*\*\*\* Smauley played with Baltimore and Syracuse

### 1950-51 GAME-BY-GAME RESULTS

DATE	WL	NATS	OPP	TEAM
11/02	W	92	77	Fort Wayne
11/05	W	90	87	Minneapolis
11/09	W	89	70	Tri-Cities
11/11	L	72	74	* at New York
11/12	W	83	57	Baltimore
11/14	L	78	108	at Indianapolis
11/15	L	71	72	* at Minneapolis
11/16	L	75	79	at Tri-Cities
11/19	W	96	83	New York
11/23	L	85	92	Indianapolis
11/25	W	77	67	at Washington
11/26	W	90	76	Washington
11/28	L	84	108	at New York
11/30	L	78	81	at Philadelphia
12/02	W	99	96	* at Baltimore
12/03	W	84	81	Indianapolis
12/07	L	69	76	Rochester
12/08	W	86	85	at Boston
12/10	L	76	86	Baltimore
12/14	L	69	78	Tri-Cities
12/16	W	79	75	* at Rochester
02/17	W	95	86	New York
12/20	L	83	86	at Tri-Cities
12/21	L	72	97	at Fort Wayne
12/25	W	81	69	Fort Wayne
12/26	L	100	102	at Boston
12/28	L	88	91	* at Philadelphia
12/30	W	90	80	* at Baltimore
01/01	W	106	89	Boston
01/04	L	77	80	Minneapolis
01/06	W	87	85	* at New York
01/07	W	73	65	Baltimore
01/10	W	97	96	at Tri-Cities
01/11	L	76	84	at Fort Wayne
01/14	W	92	63	Rochester
01/18	L	87	96	Rochester
01/21	L	86	96	Philadelphia
01/24	L	82	87	at Baltimore
01/25	W	113	87	Tri-Cities
01/27	L	83	85	at Rochester
01/28	W	104	83	Boston
01/30	L	87	96	at Boston
02/01	L	90	93	New York
02/02	L	90	96	* at Boston

\* denotes overtime





# Year-By-Year



## 1951-52 SEASON STATISTICS

RECORD: 40-26 (.606) HOME: 26-7 AWAY: 12-18 NEUTRAL: 2-1 1ST EASTERN DIVISION

PLAYER	G	MIN	FG-FGA	PCT	FT-FTA	PCT	REB	AST	PF-DQ	PTS	AVG
Schayes	63	2004	263-740	.355	342-424	.807	773	182	213-5	868	13.8
Rocha	66	2543	300-749	.401	254-330	.770	549	128	249-4	854	12.9
King	66	1899	235-579	.406	188-264	.712	274	244	199-6	658	10.0
Seymour	66	2209	206-615	.335	186-245	.759	225	220	165-4	598	9.1
Gabor	57	1085	173-538	.322	142-183	.776	93	86	188-5	488	8.6
Jorgensen	66	1318	190-460	.413	149-187	.797	288	63	190-2	529	8.0
Cervi	55	850	99-280	.354	219-248	.883	87	148	176-7	417	7.6
Ratkovickz	66	1356	165-473	.349	163-242	.674	328	90	235-8	493	7.5
Osterkorn	66	1721	145-413	.351	199-335	.594	444	117	226-8	489	7.4
Calabrese	58	937	109-317	.344	73-103	.709	84	83	107-0	291	5.0
Savage	12	118	9-43	.209	18-28	.643	24	12	22-0	36	3.0
<b>NATIONALS</b>	<b>66</b>	<b>—</b>	<b>1894-5207</b>	<b>.364</b>	<b>1933-2589</b>	<b>.747</b>	<b>3603</b>	<b>1373</b>	<b>1970-49</b>	<b>5721</b>	<b>86.7</b>
<b>OPPONENTS</b>	<b>66</b>	<b>—</b>	<b>—</b>	<b>—</b>	<b>—</b>	<b>—</b>	<b>—</b>	<b>—</b>	<b>—</b>	<b>5427</b>	<b>82.2</b>

### 1951-52 GAME-BY-GAME RESULTS

DATE	WL	NATS	OPP	TEAM
11/01	W	90	75	Fort Wayne
11/02	W	98	67	Minneapolis
11/10	L	82	91	at Baltimore
11/11	W	93	79	Indianapolis
11/15	W	97	95	Boston
11/16	W	97	90	at Philadelphia
11/17	W	79	72	at New York
11/18	W	71	68	Baltimore
11/22	W	96	72	at Fort Wayne
11/23	L	68	82	at Indianapolis
11/25	W	100	73	New York
11/29	W	82	78	Fort Wayne
11/30	L	75	82	at Philadelphia
12/02	L	79	81	Rochester
12/04	L	77	83	at Indianapolis
12/05	W	83	81	at Minneapolis
12/06	L	70	73	vs. Milwaukee
12/08	W	95	75	at Rochester
12/09	W	93	74	Philadelphia
12/11	W	80	62	vs. Fort Wayne
12/13	W	89	82	Milwaukee
12/16	L	92	96	Indianapolis
12/19	L	97	103	at Boston
12/22	L	73	92	at New York
12/23	L	72	75	New York
12/25	W	70	65	vs. Milwaukee
12/27	L	68	69	Milwaukee
12/30	W	108	91	Baltimore
01/01	L	80	82	at Minneapolis
01/03	W	107	81	Boston
01/06	W	98	93	Philadelphia
01/10	W	110	96	New York
01/12	W	92	88	at Baltimore
01/13	W	103	85	Indianapolis
01/17	W	110	105	*** Minneapolis
01/20	W	99	80	Baltimore
01/22	W	93	82	at Milwaukee
01/23	W	99	97	* at Minneapolis
01/25	L	94	95	* at Philadelphia
01/26	W	78	73	at Baltimore
01/27	W	91	86	Boston
01/31	W	88	79	Milwaukee
02/03	W	95	73	Baltimore
02/06	L	88	99	at Boston
02/08	W	96	87	at Philadelphia

DATE	WL	NATS	OPP	TEAM
02/09	L	76	84	at Baltimore
02/10	W	91	84	Philadelphia
02/12	L	69	78	at New York
02/14	L	76	78	Rochester
02/16	L	84	92	at Rochester
02/17	W	66	61	New York
02/21	W	88	80	Minneapolis
02/23	L	80	81	at Baltimore
02/24	L	75	77	Boston
02/27	L	81	88	at Boston
02/28	W	88	83	Fort Wayne
03/01	L	83	98	at Rochester
03/02	W	76	72	Rochester
03/06	W	83	81	** at Fort Wayne
03/07	L	76	81	at Indianapolis
03/08	L	83	92	at Philadelphia
03/09	W	99	82	Philadelphia
03/12	W	89	71	at Boston
03/13	W	89	70	Boston
03/15	L	90	97	at New York
03/16	L	84	90	New York

\* denotes overtime  
\*\* denotes double-overtime  
\*\*\* denotes triple-overtime

# Year-By-Year



## 1952-53 SEASON STATISTICS

RECORD: 47-24 (.662) HOME: 32-2 AWAY: 10-19 NEUTRAL: 5-3 2ND EASTERN DIVISION

PLAYER	G	MIN	FG-FGA	PCT	FT-FTA	PCT	REB	AST	PF-DQ	PTS	AVG
Schayes	71	2668	375-1022	.367	512-619	.827	920	227	271-9	1262	17.8
Seymour	67	2684	306-798	.383	340-416	.817	246	294	210-3	952	14.2
King	71	2519	255-635	.402	284-442	.643	281	364	244-2	794	11.2
Rocha	69	2454	268-690	.388	234-310	.755	510	137	257-5	770	11.2
Gabor	69	1337	215-614	.350	217-284	.764	104	134	262-11	647	9.4
Lloyd	64	1806	156-453	.344	160-231	.693	444	64	241-6	472	7.4
Jorgensen	70	1355	145-436	.333	146-199	.734	236	76	247-7	436	6.2
Osterkorn	49	1016	85-262	.324	106-168	.631	217	61	129-2	276	5.6
Cervi, Al	38	301	31-71	.437	81-100	.810	22	28	90-2	143	3.8
Lochmueller, Bob	62	802	79-245	.322	74-122	.607	162	47	143-1	232	3.7
Brasco, James	10	111	11-48	.229	11-14	.786	15	12	18-1	33	3.3
<b>NATIONALS</b>	<b>71</b>	<b>—</b>	<b>1942-5329</b>	<b>.364</b>	<b>2197-2950</b>	<b>.745</b>	<b>3472</b>	<b>1459</b>	<b>2132-49</b>	<b>6081</b>	<b>85.6</b>
<b>OPPONENTS</b>	<b>71</b>	<b>—</b>	<b>—</b>	<b>—</b>	<b>—</b>	<b>—</b>	<b>—</b>	<b>—</b>	<b>—</b>	<b>5775</b>	<b>81.3</b>

### 1952-53 GAME-BY-GAME RESULTS

DATE	WL	NATS	OPP	TEAM
11/01	L	84	86	* at Philadelphia
11/02	W	117	91	Philadelphia
11/08	L	83	106	at Boston
11/09	W	96	89	Minneapolis
11/13	W	96	81	Boston
11/15	L	91	97	* at Baltimore
11/16	W	84	78	Indianapolis
11/20	W	92	73	Milwaukee
11/22	L	68	98	at New York
11/23	W	76	73	New York
11/27	W	86	79	Rochester
11/29	W	87	74	at Baltimore
11/30	W	78	66	Boston
12/04	W	78	70	at Fort Wayne
12/06	W	82	74	at Philadelphia
12/07	W	71	67	Milwaukee
12/08	L	89	101	at Milwaukee
12/09	W	87	70	at Indianapolis
12/09	L	79	82	at Minneapolis
12/11	W	102	83	Philadelphia
12/14	L	93	98	* at New York
12/16	L	83	88	vs. Boston
12/18	L	77	91	at Boston
12/20	W	90	86	Boston
12/21	W	102	92	Baltimore
12/25	W	81	76	* at Baltimore
12/27	W	84	73	Indianapolis
12/29	L	93	106	at Rochester
12/31	L	87	97	at Boston
01/01	W	92	78	Fort Wayne
01/03	L	77	85	* at New York
01/04	W	93	68	Baltimore
01/07	W	114	93	vs. New York
01/08	W	75	67	Minneapolis
01/10	W	87	77	vs. Philadelphia
01/11	W	76	72	Philadelphia
01/15	W	109	85	Rochester
01/18	W	103	84	Baltimore
01/22	W	87	75	Fort Wayne
01/24	W	107	82	at Rochester
01/25	L	62	97	New York
01/27	L	72	76	at Indianapolis
01/29	W	83	65	at Minneapolis
01/30	L	68	84	at Milwaukee

\* denotes overtime  
\*\* denotes double-overtime







# Year-By-Year



## 1953-54 SEASON STATISTICS

RECORD: 42-30 (.583) HOME: 26-6 AWAY: 11-18 NEUTRAL: 5-6 3RD EASTERN DIVISION

PLAYER	G	MIN	FG-FGA	PCT	FT-FTA	PCT	REB	AST	PF-DQ	PTS	AVG
Schayes	72	2655	370-973	.380	488-590	.827	870	214	232-4	1228	17.1
Seymour	71	2727	316-838	.377	299-368	.813	291	364	187-2	931	13.1
King	72	2370	280-744	.376	257-410	.627	268	272	179-2	817	11.3
Lloyd	72	2206	249-666	.374	156-209	.746	529	115	303-12	654	9.1
Gabor	61	1211	204-551	.370	139-194	.716	96	162	183-4	547	9.0
Osterkorn	70	2164	203-586	.346	209-361	.579	487	151	209-1	615	8.8
Kenville	72	1405	149-388	.384	136-182	.747	247	122	138-0	434	6.0
Lavoy*	68	1277	135-356	.379	94-129	.729	317	78	215-2	364	5.4
Neal	67	899	117-369	.317	78-132	.591	257	24	139-0	312	4.7
Govedarica	23	258	25-79	.316	25-37	.676	18	24	44-1	75	3.3
Masino**	27	181	26-62	.419	30-49	.612	28	22	44-0	82	3.0
Knostman	5	47	3-10	.300	7-11	.636	17	6	9-0	13	2.6
Earle	2	12	1-2	.500	2-4	.500	2	0	0-0	4	2.0
Novak	5	24	0-7	.000	1-2	.500	2	2	9-0	1	0.2
NATIONALS	72	—	2054-5579	.368	1905-2650	.719	3652	1541	1852-28	6013	83.5
OPPONENTS	72	—	—	—	—	—	—	—	5660	78.6	—

\* Lavoy played with Milwaukee and Syracuse

\*\* Masino played with Rochester and Syracuse

### 1953-54 GAME-BY-GAME RESULTS

DATE	WL	NATS	OPP	TEAM
10/31	L	73	79	at Philadelphia
11/01	W	85	61	Philadelphia
11/05	L	65	77	Minneapolis
11/07	W	88	77	vs. Baltimore
11/08	W	85	66	Rochester
11/10	W	74	59	at Milwaukee
11/12	L	74	78	at Fort Wayne
11/14	L	66	77	at Boston
11/15	W	69	61	Milwaukee
11/19	W	79	76	Fort Wayne
11/21	L	67	68	at New York
11/22	L	80	84 *	New York
11/24	W	89	80	at Rochester
11/25	L	58	66	vs. Baltimore
11/26	W	93	86	Boston
11/28	L	80	91	vs. Boston
11/29	W	101	82	Baltimore
12/01	W	76	69 *	at Milwaukee
12/03	L	74	87	vs. Minneapolis
12/05	L	80	90	at Minneapolis
12/06	L	77	78	at Fort Wayne
12/09	L	77	92	at Baltimore
12/10	W	96	76	Milwaukee
12/12	L	85	90	at Rochester
12/13	W	108	74	Boston
12/19	W	90	83	at Boston
12/20	W	81	76	Minneapolis
12/23	W	76	72	at Baltimore
12/25	L	80	89	at New York
12/27	W	96	75	Milwaukee
12/30	W	96	89	vs. Boston
12/31	W	86	81	Rochester
01/01	L	92	95	at Boston
01/02	W	74	66	at Philadelphia
01/03	L	77	90	Philadelphia
01/05	W	72	60	at Fort Wayne
01/07	W	70	67	Fort Wayne
01/10	W	77	73	Baltimore
01/13	W	93	72	vs. New York
01/14	W	96	71	Minneapolis
01/16	W	95	93 ***	at Rochester
01/17	W	84	81	Rochester
01/23	L	91	98	at Baltimore
01/24	L	78	80	Philadelphia
01/26	W	79	75	vs. Philadelphia

DATE	WL	NATS	OPP	TEAM
01/28	W	70	66	New York
01/30	L	65	66	at New York
01/31	W	114	70	New York
02/03	L	70	82	vs. Philadelphia
02/04	W	90	82	vs. New York
02/06	W	93	87 *	Fort Wayne
02/07	W	88	73	Milwaukee
02/10	L	79	94	at Boston
02/11	L	74	76 **	at Philadelphia
02/13	L	78	81	at Rochester
02/14	W	111	91	Baltimore
02/16	L	77	95	vs. Philadelphia
02/18	W	91	77	Fort Wayne
02/20	L	68	83	at Minneapolis
02/21	W	100	73	Minneapolis
02/23	L	68	70	vs. Milwaukee
02/25	L	96	101	Boston
02/26	W	68	62	at Milwaukee
02/28	L	85	91	Rochester
03/02	L	87	91	at Minneapolis
03/04	W	86	63	at Fort Wayne
03/06	W	88	77	Philadelphia
03/07	W	103	77	Baltimore
03/10	W	85	77	at Baltimore
03/11	W	97	95 *	Boston
03/13	L	60	67	at New York
03/14	W	113	83	New York

\* denotes overtime

\*\* denotes double-overtime

\*\*\* denotes triple-overtime

# Year-By-Year



## 1954-55 SEASON STATISTICS

RECORD: 43-29 (.597) HOME: 25-7 AWAY: 10-16 NEUTRAL: 8-6 1ST EASTERN DIVISION

PLAYER	G	MIN	FG-FGA	PCT	FT-FTA	PCT	REB	AST	PF-DQ	PTS	AVG
Schayes	72	2526	422-1103	.383	489-587	.833	887	213	247-6	1333	18.5
Seymour	72	2950	375-1036	.362	300-370	.811	300	483	167-0	1050	14.6
Rocha	72	2473	295-801	.368	222-284	.782	489	178	242-5	812	11.3
Kerr	72	1529	301-718	.419	152-223	.682	474	80	165-2	754	10.5
Lloyd	72	2212	286-784	.365	159-212	.750	553	151	283-4	731	10.2
Simmons*	36	862	137-384	.357	72-114	.632	220	61	109-2	346	9.6
King	67	2015	228-605	.377	140-229	.611	227	331	148-0	596	8.9
Kenville	70	1380	172-482	.357	154-201	.766	247	150	132-1	498	7.1
Farley	69	1113	136-353	.385	136-201	.677	167	111	145-1	408	5.9
Gabor	3	47	7-22	.318	3-5	.600	5	11	6-0	17	5.7
Tucker, Jim	20	287	39-116	.336	27-38	.711	97	12	50-0	105	5.3
Osterkorn, Wally	19	286	20-97	.206	16-32	.500	70	17	32-0	56	2.9
NATIONALS	72	—	2360-6343	.372	1837-2450	.750	3933	1778	1658-20	6557	91.1
OPPONENTS	72	—	—	—	—	—	—	—	—	6457	89.7

\* Simmons played with Baltimore and Syracuse

### 1954-55 GAME-BY-GAME RESULTS

DATE	WL	NATS	OPP	TEAM
10/31	L	94	97	Minneapolis
11/06	L	84	107	at Boston
11/07	W	97	80	Milwaukee
11/11	W	88	86	at Fort Wayne
11/13	L	72	85	at Milwaukee
11/14	L	92	99	at Minneapolis
11/16	W	86	85	vs. Philadelphia
11/18	W	91	82	Fort Wayne
11/20	W	80	79	at Rochester
11/21	W	110	104	Boston
11/25	W	91	85	Milwaukee
11/27	W	80	74	at New York
11/28	W	79	77	New York
12/01	L	86	88	vs. New York
12/02	W	82	78	Rochester
12/04	L	73	79	at Philadelphia
12/05	W	89	72	Philadelphia
12/07	W	88	81	vs. Philadelphia
12/08	L	78	105	at Rochester
12/09	W	120	107	Boston
12/11	L	90	94	at Boston
12/12	L	87	96	Philadelphia
12/14	W	91	82	at New York
12/15	L	81	88	vs. New York
12/18	L	83	86	at Minneapolis
12/19	W	108	93	Minneapolis
12/25	L	101	109	at New York
12/26	W	97	92 *	New York
12/28	W	84	82	vs. Rochester
12/29	L	70	72	at Philadelphia
01/01	W	108	102	Boston
01/02	L	79	91	Milwaukee
01/06	L	106	117	Minneapolis
01/08	W	100	97	at Minneapolis
01/09	L	72	77	at Milwaukee
01/11	L	82	93	Minneapolis
01/13	W	100	83	Fort Wayne
01/16	W	90	85	Rochester
01/19	W	98	97 *	vs. Philadelphia
01/20	W	92	87	Boston
01/23	L	89	98	New York
01/25	L	66	69	vs. Fort Wayne
01/26	W	107	99	vs. Philadelphia
01/27	W	94	79	Fort Wayne

\* denotes overtime





# Year-By-Year



## 1955-56 SEASON STATISTICS

RECORD: 35-37 (.486) HOME: 23-8 AWAY: 9-19 NEUTRAL: 3-10 3RD EASTERN DIVISION

PLAYER	G	MIN	FG-FGA	PCT	FT-FTA	PCT	REB	AST	PF-DQ	PTS	AVG
Schayes	72	2517	465-1202	.387	542-632	.858	891	200	251-9	1472	20.4
Kerr	72	2114	377-935	.403	207-316	.655	607	84	168-3	961	13.3
Seymour	57	1826	227-670	.339	188-233	.807	152	276	130-1	642	11.3
King	72	2343	284-763	.372	176-275	.640	250	410	150-2	744	10.3
Rocha	72	1883	250-692	.361	220-281	.783	416	131	244-6	720	10.0
Lloyd	72	1837	213-636	.335	186-241	.772	492	116	267-6	612	8.5
Conlin	66	1423	211-574	.368	121-178	.680	326	145	121-1	543	8.2
Kenville	72	1278	170-448	.379	195-257	.759	215	159	132-0	535	7.4
Farley	72	1429	168-451	.373	143-207	.691	165	151	154-2	479	6.7
Tucker	70	895	101-290	.348	66-83	.795	232	38	166-2	268	3.8
<b>NATIONALS</b>	<b>72</b>	<b>—</b>	<b>2466-6661</b>	<b>.370</b>	<b>2044-2703</b>	<b>.756</b>	<b>4060</b>	<b>1710</b>	<b>1783-32</b>	<b>6976</b>	<b>96.9</b>
<b>OPPONENTS</b>	<b>72</b>	<b>—</b>	<b>—</b>	<b>—</b>	<b>—</b>	<b>—</b>	<b>—</b>	<b>—</b>	<b>—</b>	<b>6975</b>	<b>96.9</b>

### 1955-56 GAME-BY-GAME RESULTS

DATE	WL	NATS	OPP	TEAM
11/05	W	114	113 *	Fort Wayne
11/06	L	80	83	at Rochester
11/12	W	91	81	at St. Louis
11/13	L	79	93	at Fort Wayne
11/17	W	105	91	Minneapolis
11/19	L	94	102	at Philadelphia
11/20	W	84	80	St. Louis
11/23	L	101	104	vs. Philadelphia
11/24	W	111	103	Boston
11/26	L	99	100	at New York
11/27	W	85	74	New York
11/29	L	97	105	vs. Boston
12/03	W	114	103	Minneapolis
12/04	W	102	96	at Minneapolis
12/06	L	88	90	vs. Fort Wayne
12/08	L	94	105	at Fort Wayne
12/09	L	92	101	at Philadelphia
12/11	W	101	89	Boston
12/15	L	133	135 ***	Minneapolis
12/17	W	110	104	at Boston
12/18	W	99	79	Philadelphia
12/20	W	98	91	at New York
12/25	W	111	96	Rochester
12/26	L	91	93	at Rochester
12/27	L	80	91	vs. Rochester
12/29	L	83	112	at Philadelphia
12/30	L	103	110	vs. Boston
12/31	W	101	92	New York
01/01	W	85	80	at Minneapolis
01/02	W	84	82	at St. Louis
01/04	L	87	88	Philadelphia
01/07	L	99	105 *	Boston
01/08	L	91	99	at Minneapolis
01/10	L	79	90	vs. Minneapolis
01/12	W	93	78	St. Louis
01/13	L	104	119	at Boston
01/14	L	93	102	at Rochester
01/15	W	99	88	Rochester
01/19	W	122	100	Minneapolis
01/21	L	96	100	vs. Boston
01/22	L	105	109	St. Louis
01/25	L	100	112	at Philadelphia
01/26	W	100	89	Philadelphia
01/28	L	85	93	at St. Louis
01/29	L	95	99 *	New York

\* denotes overtime  
\*\* denotes double-overtime  
\*\*\* denotes triple-overtime

# Year-By-Year



## 1956-57 SEASON STATISTICS

RECORD: 38-34 (.528) HOME: 22-9 AWAY: 12-19 NEUTRAL: 4-6 2ND EASTERN DIVISION

PLAYER	G	MIN	FG-FGA	PCT	FT-FTA	PCT	REB	AST	PF-DQ	PTS	AVG
Schayes	72	2851	496-1308	.379	625-691	.904	1008	229	219-5	1617	22.5
Conlin	71	2250	335-896	.374	283-368	.769	430	205	170-0	953	13.4
Kerr	72	2191	333-827	.403	225-313	.719	807	90	190-3	891	12.4
Lloyd	72	1965	256-687	.373	134-179	.749	435	114	282-10	646	9.0
Palazzi*	63	1013	210-571	.368	136-175	.777	262	49	117-1	556	8.8
Harrison	66	1810	243-629	.386	93-130	.715	156	161	220-5	579	8.8
Bianchi	68	1577	199-567	.351	165-239	.690	227	106	198-5	563	8.3
Holup, Joe	71	1284	160-487	.329	204-253	.806	279	84	177-5	524	7.4
Hennessy, Larry	21	373	56-175	.320	23-32	.719	45	27	28-0	135	6.4
Seymour, Paul	65	1235	143-442	.324	101-123	.821	130	193	91-0	387	6.0
Hopkins, Bob	62	764	130-343	.379	94-126	.746	233	22	106-0	354	5.7
Schafer, Bob	11	167	19-66	.288	11-13	.846	11	15	16-0	49	4.5
Tucker, Jim	9	110	17-44	.386	0-1	.000	20	2	26-0	34	3.8
Savage, Don	5	55	6-19	.316	6-7	.857	7	2	7-0	18	3.6
Ray, Jim	4	43	2-11	.182	3-5	.600	5	3	4-0	7	1.8
Able, Forest	1	1	0-2	.000	0-0	.000	1	1	1-0	0	0.0
<b>NATIONALS</b>	<b>72</b>	<b>—</b>	<b>2550-6915</b>	<b>.369</b>	<b>2075-2613</b>	<b>.794</b>	<b>4350</b>	<b>1282</b>	<b>1809-34</b>	<b>7175</b>	<b>99.7</b>
<b>OPPONENTS</b>	<b>72</b>	<b>—</b>	<b>—</b>	<b>—</b>	<b>—</b>	<b>—</b>	<b>—</b>	<b>—</b>	<b>—</b>	<b>7277</b>	<b>101.1</b>

\* Palazzi played with Boston and Syracuse

### 1956-57 GAME-BY-GAME RESULTS

DATE	WL	NATS	OPP	TEAM
10/27	W	109	103 **	vs. Philadelphia
10/28	W	91	75	Rochester
11/03	W	75	73	at St. Louis
11/04	L	76	78	St. Louis
11/10	L	76	90	at Rochester
11/11	L	83	94	Boston
11/15	L	96	103	Minneapolis
11/17	L	96	109	at Philadelphia
11/18	W	99	97	Philadelphia
11/20	L	81	104	at St. Louis
11/22	L	78	111	at Minneapolis
11/24	L	98	114	at Boston
11/27	L	82	90	vs. Rochester
11/29	L	92	92	Ft. Wayne
12/01	L	100	117	at New York
12/02	W	110	100	New York
12/04	W	97	96 *	at Fort Wayne
12/06	L	92	104	at Ft. Wayne
12/07	L	97	105	vs. Ft. Wayne
12/09	W	116	110	Boston
12/15	L	108	117	Philadelphia
12/16	W	101	91	St. Louis
12/23	W	107	97	Minneapolis
12/25	L	93	98	at Rochester
12/27	L	95	102	at St. Louis
12/29	W	104	103 *	at Philadelphia
12/30	L	92	105	at Boston
01/01	W	106	102	New York
01/03	L	111	126	at New York
01/04	W	116	106	vs. Boston
01/06	W	128	123	Philadelphia
01/09	L	86	93	at Minneapolis
01/10	L	110	118	Minneapolis
01/12	W	97	88	at Rochester
01/13	W	91	85	Rochester
01/17	W	108	103	at Philadelphia
01/18	L	94	96	vs. Philadelphia
01/19	L	96	104	St. Louis
01/20	W	101	98	Ft. Wayne
01/22	L	88	90	at New York
01/23	L	108	140	at Boston
01/24	W	115	97	New York
01/26	W	99	95	at Rochester
01/27	W	94	93	Minneapolis

\* denotes overtime  
\*\* denotes double-overtime







# Year-By-Year



## 1957-58 SEASON STATISTICS

RECORD: 41-31 (.569) HOME: 26-5 AWAY: 9-21 NEUTRAL: 6-5 2ND EASTERN DIVISION

PLAYER	G	MIN	FG-FGA	PCT	FT-FTA	PCT	REB	AST	PF-DQ	PTS	AVG
Schayes	72	2918	581-1458	.398	629-696	.904	1022	224	244-6	1791	24.9
Kerr	72	2384	407-1020	.399	280-422	.664	963	88	197-4	1094	15.2
Conlin	60	1871	343-877	.391	215-270	.796	436	133	168-2	901	15.0
Costello	72	2746	378-888	.426	320-378	.847	378	317	246-3	1076	14.9
Palazzi	67	1001	228-579	.394	123-171	.719	243	42	125-0	579	8.6
Bianchi	69	1421	215-625	.344	140-205	.683	221	114	188-4	570	8.3
Hopkins	69	1224	221-554	.399	123-161	.764	392	45	162-5	565	8.2
Harrison	72	1799	210-604	.348	97-122	.795	166	169	200-1	517	7.2
Lloyd	61	1045	119-359	.331	79-106	.745	287	60	179-3	317	5.2
Holup*	53	740	91-278	.327	71-94	.755	221	36	99-2	253	4.8
Seymour	64	763	107-315	.340	53-63	.841	107	93	88-0	267	4.2
<b>NATIONALS</b>	<b>72</b>	<b>—</b>	<b>2823-7336</b>	<b>.385</b>	<b>2075-2617</b>	<b>.793</b>	<b>4895</b>	<b>1298</b>	<b>1820-28</b>	<b>7721</b>	<b>107.2</b>
<b>OPPONENTS</b>	<b>72</b>	<b>—</b>	<b>—</b>	<b>—</b>	<b>—</b>	<b>—</b>	<b>—</b>	<b>—</b>	<b>—</b>	<b>7564</b>	<b>105.1</b>

\* Holup played with Syracuse (16 games) and Detroit (37 games)

# Year-By-Year



## 1958-59 SEASON STATISTICS

RECORD: 35-37 (.486) HOME: 19-12 AWAY: 12-17 NEUTRAL: 4-8 3RD EASTERN DIVISION

PLAYER	G	MIN	FG-FGA	PCT	FT-FTA	PCT	REB	AST	PF-DQ	PTS	AVG
Schayes	72	2645	504-1304	.387	526-609	.864	962	178	280-9	1534	21.3
Yardley*	61	1839	446-1042	.428	317-407	.779	431	65	159-2	1209	19.8
Kerr	72	2671	502-1139	.441	281-367	.766	1008	142	183-1	1285	17.8
Costello	70	2750	414-948	.437	280-349	.802	365	379	263-7	1108	15.8
Conlin**	72	1955	329-891	.369	197-274	.719	394	132	188-6	855	11.9
Greer	68	1625	308-679	.454	137-176	.778	196	101	189-1	753	11.1
Bianchi	72	1779	285-756	.377	149-206	.723	199	159	260-8	719	10.0
Hopkins	67	1518	246-611	.403	176-234	.752	436	67	181-5	668	10.0
Palazzi	71	1053	240-612	.392	115-158	.728	266	67	174-5	595	8.4
Dempsey***	57	694	92-215	.428	81-106	.764	160	68	95-0	265	4.6
Dierking, Connie	64	726	105-260	.404	83-140	.593	233	34	148-2	293	4.6
Seymour	21	266	32-98	.327	26-29	.897	39	36	25-0	90	4.3
Keams	1	7	1-1	1.000	0-0	.000	0	0	1-0	2	2.0
<b>NATIONALS</b>	<b>72</b>	<b>—</b>	<b>3050-7490</b>	<b>.407</b>	<b>2046-2642</b>	<b>.774</b>	<b>4900</b>	<b>1340</b>	<b>1961-44</b>	<b>8146</b>	<b>113.1</b>
<b>OPPONENTS</b>	<b>72</b>	<b>—</b>	<b>—</b>	<b>—</b>	<b>—</b>	<b>—</b>	<b>—</b>	<b>—</b>	<b>—</b>	<b>7855</b>	<b>109.1</b>

\* Yardley played with Detroit (46 games) and Syracuse (15 games)

\*\* Conlin played with Detroit (15 games) and Syracuse (57 games)

\*\*\* Dempsey played with Philadelphia (23 games) and Syracuse (34 games)

### 1957-58 GAME-BY-GAME RESULTS

DATE	WL	NATS	OPP	TEAM	DATE	WL	NATS	OPP	TEAM
10/25	W	103	85	Philadelphia	01/23	W	101	88	at Philadelphia
10/26	L	100	110	at Cincinnati	01/25	W	112	100	Boston
11/01	W	113	100	Minneapolis	01/26	L	95	118	at Boston
11/02	L	83	107	at Boston	01/28	W	110	102	at New York
11/03	L	95	113	vs. Boston	01/30	L	83	87	vs. Detroit
11/05	L	101	115	at St. Louis	02/01	W	97	91	at Minneapolis
11/08	L	99	104	New York	02/02	W	102	100	at St. Louis
11/14	W	97	94	at Philadelphia	02/04	L	113	118	at Detroit
11/15	W	91	86	St. Louis	02/07	W	105	102	vs. New York
11/16	L	101	118	at St. Louis	02/08	L	102	103	St. Louis
11/17	W	110	98	at Minneapolis	02/09	W	123	98	Boston
11/22	L	98	102	Cincinnati	02/11	W	84	76	vs. Boston
11/23	W	119	115	at New York	02/12	L	101	119	at Boston
11/27	W	92	87	Philadelphia	02/13	W	108	98	Philadelphia
11/28	L	98	102	at Philadelphia	02/16	W	113	105	Cincinnati
11/30	L	112	118	at Boston	02/18	L	98	120	at Detroit
12/01	W	118	109	Boston	02/19	W	116	110	New York
12/03	W	119	96	vs. Philadelphia	02/20	L	97	110	vs. Philadelphia
12/06	W	118	91	Detroit	02/22	L	112	115	at New York
12/07	L	113	121	at Minneapolis	02/23	W	101	92	St. Louis
12/10	W	114	104	vs. Minneapolis	02/26	W	119	90	Minneapolis
12/11	L	95	110	at Minneapolis	02/27	L	91	97	at Philadelphia
12/14	W	104	100	vs. Cincinnati	03/02	L	100	107	Boston
12/15	W	109	83	Cincinnati	03/05	W	102	91	New York
12/17	L	117	123	at New York	03/07	L	100	102	at St. Louis
12/20	W	122	113	at Cincinnati	03/09	W	111	90	Detroit
12/21	L	136	146	vs. St. Louis	03/12	W	110	99	Philadelphia
12/22	W	119	93	Detroit					
12/25	W	134	130	* New York					
12/26	W	104	100	vs. Cincinnati					
12/28	L	111	117	at Detroit					
12/29	W	105	97	Philadelphia					
01/01	W	120	109	Minneapolis					
01/02	L	98	131	vs. New York					
01/04	W	115	106	Boston					
01/05	W	111	96	at Philadelphia					
01/08	L	107	109	at Detroit					
01/09	W	127	122	Minneapolis					
01/11	L	100	105	at Cincinnati					
01/12	W	135	109	Detroit					
01/16	W	112	96	St. Louis					
01/17	L	99	120	at Boston					
01/18	L	120	123	at New York					
01/19	W	112	108	New York					
01/22	L	109	115	Cincinnati					

\* denotes overtime

### 1958-59 GAME-BY-GAME RESULTS

DATE	WL	NATS	OPP	TEAM	DATE	WL	NATS	OPP	TEAM
10/19	W	103	94	Detroit	01/25	L	104	109	at Cincinnati
10/25	L	109	110	Philadelphia	01/27	W	121	107	at Detroit
11/01	W	130	108	Cincinnati	01/28	L	109	112	at Minneapolis
11/05	L	115	117	Boston	01/29	W	117	91	vs. Minneapolis
11/08	W	103	98	at Philadelphia	01/31	L	117	119	vs. New York
11/09	W	101	97	Minneapolis	02/01	L	137	139	* at Boston
11/12	W	116	115	at Cincinnati	02/03	L	114	115	at New York
11/14	W	111	109	at Detroit	02/04	L	11	113	St. Louis
11/15	L	92	96	New York	02/05	L	98	111	vs. New York
11/18	W	120	94	at St. Louis	02/06	W	122	103	vs. Detroit
11/20	L	102	121	at Minneapolis	02/08	W	113	104	New York
11/22	L	99	114	at New York	02/09	L	94	99	vs. St. Louis
11/23	L	107	110	at Philadelphia	02/11	L	114	118	* Detroit
11/26	L	107	112	St. Louis	02/14	L	121	124	at Boston
11/27	L	98	107	at St. Louis	02/15	W	121	101	Philadelphia
11/28	L	93	101	at Detroit	02/19	W	113	105	Boston
11/29	L	105	108	Minneapolis	02/21	L	112	113	at Philadelphia
12/04	L	114	116	vs. Boston	02/22	W	139	108	Detroit
12/06	W	101	92	at Boston	02/24	L	109	113	vs. Cincinnati
12/07	W	108	104	Boston	02/26	W	130	111	St. Louis
12/09	W	106	90	vs. Philadelphia	02/27	L	113	128	at St. Louis
12/10	W	97	94	at Cincinnati	03/01	W	140	115	New York
12/11	W	101	99	* at Minneapolis	03/03	W	127	120	at New York
12/13	W	115	110	Philadelphia	03/04	L	114	120	at Boston
12/14	W	101	95	at Detroit	03/05	W	142	118	Boston
12/16	L	104	108	vs. Boston	03/06	L	114	118	vs. Philadelphia
12/19	L	120	121	* Cincinnati	03/08	W	133	103	Philadelphia
12/21	L	94	108	at New York	03/11	L	130	132	* St. Louis
12/27	L	102	106	New York					
12/29	L	105	107	at Boston					
12/30	L	113	118	vs. Minneapolis					
01/01	L	105	106	Minneapolis					
01/02	W	117	107	at Philadelphia					
01/04	W	118	94	Detroit					
01/06	L	108	118	at New York					
01/07	W	111	99	Philadelphia					
01/08	W	145	138	*** at Cincinnati					
01/11	W	127	110	Cincinnati					
01/14	W	119	104	vs. Philadelphia					
01/15	W	111	105	Minneapolis					
01/16	L	89	102	at St. Louis					
01/18	L	118	120	New York					
01/21	W	134	112	Boston					
01/24	W	123	102	Cincinnati					

\* denotes overtime

\*\*\* denotes double-overtime





# Year-By-Year



## 1959-60 SEASON STATISTICS

RECORD: 45-30 (.600) HOME: 26-4 AWAY: 11-19 NEUTRAL: 8-7 3RD EASTERN DIVISION

PLAYER	G	MIN	FG-FGA	PCT	FT-FTA	PCT	REB	AST	PF-DQ	PTS	AVG
Schayes	75	2741	578-1440	.401	533-597	.893	959	256	263-10	1689	22.5
Yardley	73	2402	546-1205	.453	381-467	.816	579	122	227-3	1473	20.2
Kerr	75	2372	436-1111	.392	233-310	.752	913	167	207-4	1105	14.7
Costello	71	2469	372-822	.453	249-289	.862	388	449	234-4	993	14.0
Greer	70	1979	388-815	.476	148-189	.783	303	188	208-4	924	13.2
Barnett	57	1235	289-701	.412	128-180	.711	155	160	98-0	706	12.4
Selvy*	62	1308	205-521	.393	153-208	.736	175	111	101-1	563	9.1
Hopkins	75	1616	257-660	.389	136-174	.782	465	55	193-4	650	8.7
Bianchi	69	1256	211-576	.366	109-155	.703	179	169	231-5	531	7.7
Dierking	71	1119	192-526	.365	108-188	.574	456	54	168-4	492	6.9
Cable*	57	715	109-290	.376	44-67	.657	225	39	93-1	262	4.6
Palazzi	7	70	13-41	.317	4-8	.500	14	3	7-0	30	4.3
Ray	4	21	1-6	.167	0-0	.000	0	2	3-0	2	0.5
Seymour	4	7	0-4	.000	0-0	.000	1	0	1-0	0	0.0
<b>NATIONALS</b>	<b>75</b>	—	<b>3406-8135</b>	<b>.419</b>	<b>2105-2687</b>	<b>.783</b>	<b>5404</b>	<b>1776</b>	<b>1940-39</b>	<b>8917</b>	<b>118.9</b>
<b>OPPONENTS</b>	<b>75</b>	—	—	—	—	—	—	—	—	<b>8730</b>	<b>116.4</b>

\* Selvy played with Minneapolis (43 games) and Syracuse (19 games)

\*\* Cable played with Detroit (7 games) and Syracuse (50 games)

### 1959-60 GAME-BY-GAME RESULTS

DATE	WL	NATS	OPP	TEAM
10/24	L	109	121	Boston
10/28	L	102	117	at Detroit
10/30	W	136	127	at Cincinnati
10/31	W	117	108	Minneapolis
11/04	L	113	124	at Philadelphia
11/07	L	101	103	vs. Cincinnati
11/08	W	118	107	Detroit
11/12	W	113	104	at New York
11/14	W	116	108	New York
11/17	W	121	116	vs. Cincinnati
11/18	W	138	103	Boston
11/20	L	101	114	at Boston
11/21	W	116	107	Philadelphia
11/22	L	103	114	vs. Philadelphia
11/24	W	120	107	at New York
11/25	W	100	93	at Minneapolis
11/26	L	95	112	at St. Louis
11/28	W	111	105	at Cincinnati
12/01	L	101	106	vs. St. Louis
12/02	W	130	121	St. Louis
12/05	W	108	95	Minneapolis
12/09	W	93	89	vs. Minneapolis
12/10	L	86	96	vs. Minneapolis
12/11	L	121	152	at New York
12/13	W	150	121	Philadelphia
12/16	W	116	113	New York
12/19	L	112	120	at Detroit
12/20	L	127	132	Boston
12/25	L	121	129	vs. Philadelphia
12/26	W	117	104	St. Louis
12/28	L	106	120	at St. Louis
12/30	W	131	127	at Cincinnati
01/01	W	109	98	at Minneapolis
01/03	W	114	113	Boston
01/04	L	120	127	at Boston
01/05	W	145	143	* vs. Boston
01/07	W	132	114	Cincinnati
01/08	W	118	107	vs. Detroit
01/09	L	112	119	at Philadelphia
01/10	W	108	103	Detroit
01/12	W	127	120	vs. Boston
01/13	L	131	132	* vs. Philadelphia
01/14	W	119	112	St. Louis
01/15	L	140	141	* at St. Louis
01/17	W	129	117	New York

DATE	WL	NATS	OPP	TEAM
01/20	L	123	129	Philadelphia
01/23	L	121	130	at Boston
01/24	L	110	131	Boston
01/26	L	114	121	vs. Detroit
01/27	W	144	108	at Detroit
01/29	W	119	112	at Minneapolis
01/31	L	110	117	at St. Louis
02/02	W	119	102	at New York
02/04	W	137	110	Philadelphia
02/05	L	100	124	at Boston
02/06	L	126	129	at Philadelphia
02/07	W	135	112	Cincinnati
02/09	W	117	111	vs. Cincinnati
02/10	W	110	109	vs. Minneapolis
02/11	W	116	109	New York
02/14	W	121	119	Minneapolis
02/16	L	116	125	at New York
02/17	L	116	123	at Philadelphia
02/18	W	136	122	Philadelphia
02/20	W	126	121	vs. New York
02/21	W	122	120	Detroit
02/23	L	133	135	at Cincinnati
02/24	L	110	128	at Detroit
02/25	W	110	105	St. Louis
02/27	W	114	111	New York
03/01	W	124	121	at New York
03/03	W	149	108	Boston
03/05	W	132	115	New York
03/06	L	117	126	at Boston
03/09	W	137	126	Philadelphia

\* denotes overtime

# Year-By-Year



## 1960-61 SEASON STATISTICS

RECORD: 38-41 (.481) HOME: 19-9 AWAY: 8-21 NEUTRAL: 11-11 3RD EASTERN DIVISION

PLAYER	G	MIN	FG-FGA	PCT	FT-FTA	PCT	REB	AST	PF-DQ	PTS	AVG
Schayes	79	3007	594-1595	.372	680-783	.868	960	296	296-9	1868	23.6
Greer	79	2763	623-1381	.451	305-394	.774	455	302	242-0	1551	19.6
Barnett	78	2070	540-1194	.452	240-337	.712	283	218	169-0	1320	16.9
Costello	75	2167	407-844	.482	270-338	.799	292	413	286-9	1084	14.5
Gambee	79	2090	397-947	.419	291-352	.827	581	101	276-6	1085	13.7
Kerr	79	2676	419-1056	.397	218-299	.729	951	199	230-4	1056	13.4
Cable	75	1642	266-574	.463	73-108	.676	469	85	246-1	605	8.1
Bianchi	52	667	118-342	.345	60-87	.690	105	93	137-5	296	5.7
Halbrook	79	1131	155-463	.335	76-140	.543	550	31	262-9	386	4.9
Roberts	68	800	130-351	.370	62-104	.596	243	43	125-0	322	4.7
Ramsey, Cal	2	27	2-11	.182	2-4	.500	7	3	7-0	6	3.0
Beck, Ernie *	10	82	10-29	.345	6-7	.857	23	15	10-0	26	2.6
<b>NATIONALS</b>	<b>79</b>	—	<b>3654-8746</b>	<b>.418</b>	<b>2278-2948</b>	<b>.773</b>	<b>5726</b>	<b>1824</b>	<b>2279-43</b>	<b>9586</b>	<b>121.3</b>
<b>OPPONENTS</b>	<b>79</b>	—	—	—	—	—	—	—	—	<b>9416</b>	<b>119.2</b>

\* Beck played with St. Louis (7 games) and Syracuse (3 games)

### 1960-61 GAME-BY-GAME RESULTS

DATE	WL	NATS	OPP	TEAM
10/22	L	123	133	Philadelphia
10/25	L	100	123	at St. Louis
10/27	L	140	143	* at Cincinnati
10/29	W	125	118	Los Angeles
11/05	L	110	112	at Los Angeles
11/06	L	113	119	vs. Los Angeles
11/11	L	108	112	at New York
11/12	W	128	117	New York
11/16	W	124	87	Cincinnati
11/17	W	106	105	at Philadelphia
11/19	L	94	114	Boston
11/23	L	115	122	at Detroit
11/24	L	97	132	at St. Louis
11/26	L	110	129	at Boston
11/29	W	129	105	vs. Cincinnati
11/30	W	135	126	vs. St. Louis
12/01	W	137	126	at Cincinnati
12/03	W	130	113	New York
12/06	L	107	113	vs. Philadelphia
12/07	W	142	134	at Boston
12/09	L	118	131	vs. St. Louis
12/10	W	117	107	at Detroit
12/11	W	132	121	Philadelphia
12/13	W	107	105	vs. Cincinnati
12/15	L	105	115	vs. Boston
12/18	L	103	104	at St. Louis
12/20	L	112	122	at New York
12/25	W	162	100	New York
12/26	L	112	133	at St. Louis
12/27	L	124	129	at Cincinnati
12/28	W	115	113	Los Angeles
12/30	L	112	121	vs. Detroit
01/01	L	96	113	Boston
01/02	L	125	126	vs. Cincinnati
01/03	W	129	104	New York
01/04	L	126	134	Cincinnati
01/05	L	127	139	at Philadelphia
01/07	L	117	120	vs. New York
01/08	W	128	115	Detroit
01/11	W	133	128	St. Louis
01/12	L	118	124	* vs. Boston
01/13	W	106	105	vs. New York
01/15	W	116	113	Philadelphia
01/18	W	129	118	vs. Philadelphia

\* denotes overtime







# Year-By-Year



## 1961-62 SEASON STATISTICS

RECORD: 41-39 (.513) HOME: 18-10 AWAY: 11-19 NEUTRAL: 12-10 3RD EASTERN DIVISION

PLAYER	G	MIN	FG-FGA	PCT	FT-FTA	PCT	REB	AST	PF-DQ	PTS	AVG
Greer	71	2705	644-1442	.447	331-404	.819	524	313	252-2	1619	22.8
Shaffer	75	2083	514-1180	.436	239-310	.771	511	99	266-6	1267	16.9
Gambee	80	2301	477-1126	.424	384-470	.817	631	114	275-10	1338	16.7
Kerr	80	2768	541-1220	.443	222-302	.735	1176	243	272-7	1304	16.3
Schayes	56	1480	268-751	.357	286-319	.897	439	120	167-4	822	14.7
Costello	63	1854	310-726	.427	247-295	.837	245	359	220-5	867	13.8
Bianchi	80	1925	336-847	.397	154-221	.697	281	263	232-5	826	10.3
Roberts	80	1642	243-619	.393	129-194	.665	538	50	230-4	615	7.7
Halbrook	64	908	152-422	.360	96-151	.636	399	33	179-7	400	6.3
Neumann	77	1265	172-401	.429	133-172	.773	194	176	203-3	477	6.2
Graboski*	38	468	77-221	.348	39-65	.600	154	28	62-0	193	5.1
Osborne	4	21	1-8	.125	3-4	.750	9	1	3-0	5	1.3
<b>NATIONALS</b>	<b>80</b>	<b>—</b>	<b>3706-8885</b>	<b>.417</b>	<b>2246-2890</b>	<b>.777</b>	<b>5759</b>	<b>1791</b>	<b>2344-53</b>	<b>9568</b>	<b>119.6</b>
<b>OPPONENTS</b>	<b>80</b>	<b>—</b>	<b>—</b>	<b>—</b>	<b>—</b>	<b>—</b>	<b>—</b>	<b>—</b>	<b>—</b>	<b>9473</b>	<b>118.4</b>

\* Graboski played with St. Louis (3 games), Chicago (12 games) and Syracuse (23 games)

### 1961-62 GAME-BY-GAME RESULTS

DATE	WL	NATS	OPP	TEAM
10/21	W	123	103	Chicago
10/26	L	107	110	vs. St. Louis
10/27	W	126	122	at Philadelphia
10/28	L	113	119	Philadelphia
10/29	L	132	139	at Cincinnati
10/31	W	107	99	at St. Louis
11/03	L	94	106	St. Louis
11/04	L	107	127	at Boston
11/09	L	108	151	at Philadelphia
11/11	W	135	109	New York
11/14	L	115	119	vs. Cincinnati
11/15	W	114	102	vs. New York
11/18	W	148	130	Philadelphia
11/22	L	109	110	vs. New York
11/23	W	117	99	vs. Cincinnati
11/24	L	125	127	Cincinnati
11/25	L	108	141	at St. Louis
11/28	W	121	111	vs. Los Angeles
11/29	W	136	122	at Cincinnati
12/01	L	100	118	at New York
12/02	W	132	118	Chicago
12/04	L	120	131	at Los Angeles
12/05	L	120	125	vs. Los Angeles
12/06	L	121	123	* at Los Angeles
12/08	L	111	123	at Boston
12/09	L	102	106	Boston
12/12	W	126	124	at New York
12/13	L	126	136	Cincinnati
12/14	L	125	136	at Philadelphia
12/16	W	128	123	vs. Los Angeles
12/19	W	124	111	vs. Detroit
12/25	L	122	127	Boston
12/26	L	111	118	vs. Philadelphia
12/27	L	111	119	vs. Los Angeles
12/28	L	114	121	Los Angeles
12/30	W	109	108	Detroit
01/01	W	110	106	at Cincinnati
01/02	W	127	102	at Chicago
01/05	L	135	138	* vs. Detroit
01/06	W	120	102	Chicago
01/07	W	123	116	at New York
01/09	W	129	120	at Philadelphia
01/10	W	134	122	St. Louis
01/13	W	127	117	vs. Boston
01/14	W	141	118	New York

DATE	WL	NATS	OPP	TEAM
01/18	W	118	111	vs. Chicago
01/19	L	103	128	at Boston
01/20	L	101	107	Boston
01/21	L	132	139	* vs. Philadelphia
01/23	L	107	115	at St. Louis
01/24	L	102	111	at Detroit
01/25	L	100	101	vs. Detroit
01/27	W	107	102	at Chicago
01/28	L	131	139	at Cincinnati
01/31	W	138	109	New York
02/02	W	135	101	vs. St. Louis
02/03	W	134	112	Philadelphia
02/04	L	117	128	at Philadelphia
02/06	W	127	123	vs. Chicago
02/08	W	122	110	Boston
02/09	L	111	120	at New York
02/11	W	132	116	Detroit
02/15	L	121	126	at Chicago
02/16	W	132	106	vs. Chicago
02/17	W	136	127	vs. Chicago
02/18	W	141	126	New York
02/21	W	150	109	Philadelphia
02/22	L	106	134	vs. Boston
02/23	L	107	121	at Boston
02/24	W	120	117	vs. New York
02/25	L	106	110	Boston
02/27	W	130	120	at New York
03/01	W	137	108	Cincinnati
03/03	W	128	114	at Detroit
03/04	L	115	124	Los Angeles
03/07	W	129	126	St. Louis
03/10	W	128	111	Detroit
03/11	W	149	130	Philadelphia
03/13	L	110	142	at Boston
03/14	L	102	105	at Detroit

\* denotes overtime

# Year-By-Year



## 1962-63 SEASON STATISTICS

RECORD: 45-30 (.600) HOME: 26-4 AWAY: 11-19 NEUTRAL: 12-8 2ND EASTERN DIVISION

PLAYER	G	MIN	FG-FGA	PCT	FT-FTA	PCT	REB	AST	PF-DQ	PTS	AVG
Greer, Hal	80	2631	600-1293	.464	362-434	.834	457	275	286-4	1562	19.5
Shaffer, Lee	80	2392	597-1393	.429	294-375	.784	524	97	249-5	1488	18.6
Kerr, Red	80	2561	507-1069	.474	241-320	.753	1039	214	208-3	1255	15.7
Walker, Chet	78	1992	352-751	.469	253-362	.699	561	83	220-3	957	12.3
Gambee, Dave	60	1234	235-537	.438	199-238	.836	289	48	190-2	669	11.2
Costello, Larry	78	2066	285-660	.432	288-327	.881	237	334	263-4	858	11.0
Schayes, Dolph	66	1438	223-575	.388	181-206	.879	375	175	177-2	627	9.5
Chappell, Len	80	1241	281-604	.465	148-238	.622	461	56	171-1	710	8.9
Bianchi, Al	61	1159	202-476	.424	120-164	.732	134	170	165-2	524	8.6
Neumann, Paul	80	1581	237-503	.471	181-222	.815	200	227	221-5	655	8.2
Roberts, Joe	33	466	73-196	.372	35-51	.686	155	16	66-1	181	5.5
Warley, Ben	26	206	50-111	.450	25-35	.714	86	4	42-1	125	4.8
Meriwether, Porter	31	268	48-122	.393	23-33	.697	29	43	19-0	119	3.8
<b>NATIONALS</b>	<b>80</b>	<b>—</b>	<b>3690-8300</b>	<b>.445</b>	<b>2350-3005</b>	<b>.782</b>	<b>5511</b>	<b>1842</b>	<b>2179-33</b>	<b>9730</b>	<b>121.6</b>
<b>OPPONENTS</b>	<b>80</b>	<b>—</b>	<b>—</b>	<b>—</b>	<b>—</b>	<b>—</b>	<b>—</b>	<b>—</b>	<b>—</b>	<b>9247</b>	<b>115.6</b>

### 1962-63 GAME-BY-GAME RESULTS

DATE	WL	NATS	OPP	TEAM
10/20	W	108	102	Los Angeles
10/23	W	123	119	at New York
10/26	W	130	112	Chicago
10/27	L	98	118	at Boston
10/31	W	126	108	vs. St. Louis
11/03	W	130	111	Cincinnati
11/09	W	101	93	St. Louis
11/14	L	120	125	at Cincinnati
11/15	W	120	98	vs. Los Angeles
11/16	W	113	105	Boston
11/17	L	107	113	at St. Louis
11/18	W	110	107	Philadelphia
11/21	W	122	120	at Detroit
11/22	W	130	120	vs. Boston
11/23	L	110	116	at New York
11/24	W	137	126	New York
11/27	L	105	120	at St. Louis
11/29	W	112	85	at Chicago
11/30	L	117	130	at Cincinnati
12/01	L	110	129	at Boston
12/04	L	129	130	vs. Detroit
12/07	W	149	129	vs. Chicago
12/08	W	102	97	Boston
12/09	W	117	114	vs. Los Angeles
12/11	L	124	136	at San Francisco
12/12	L	120	126	at Los Angeles
12/16	W	144	137	at San Francisco
12/17	L	114	121	at Los Angeles
12/19	L	120	129	at Cincinnati
12/22	L	118	123	San Francisco
12/25	W	123	111	at New York
12/27	W	128	92	New York
12/28	L	117	124	vs. San Francisco
12/29	L	123	132	Los Angeles
01/02	W	120	95	St. Louis
01/03	L	115	123	vs. New York
01/05	W	136	117	vs. Cincinnati
01/06	W	114	102	Chicago
01/08	W	119	116	vs. Cincinnati
01/09	L	112	116	Cincinnati
01/11	L	117	134	at Boston
01/12	L	115	146	vs. Detroit
01/13	W	148	114	Detroit
01/19	W	149	148	* Boston

\* denotes overtime





# Year-By-Year



## 1963-64 SEASON STATISTICS

RECORD 34-46 (.425)	HOME: 18-12	AWAY 12-22	NEUTRAL: 4-12	3RD EASTERN DIVISION												
PLAYER	G	MIN	FG-FGA	PCT	FT-FTA	PCT	REB	AST	PF-DQ	PTS	AVG					
Greer	80	3157	715-1611	.444	435-525	.829	484	374	291-6	1865	23.3					
Walker	76	2775	492-1118	.440	330-464	.711	784	124	232-3	1314	17.3					
Kerr	80	2938	536-1250	.429	268-357	.751	1017	275	187-2	1340	16.8					
Shaffer	41	1013	217-587	.370	102-133	.767	205	36	116-1	536	13.1					
Costello	45	1137	191-408	.468	147-170	.865	105	167	150-3	529	11.8					
Neumann	74	1973	324-732	.443	210-266	.789	246	291	211-1	858	11.6					
Gambee	41	927	149-378	.394	151-185	.816	256	35	161-6	449	11.0					
Warley	79	1740	215-494	.435	220-305	.721	619	71	274-5	650	8.2					
Bianchi	78	1437	257-684	.376	109-141	.773	147	149	248-6	623	8.0					
Dierking	76	1286	191-514	.372	114-169	.675	422	50	221-3	496	6.5					
Schayes	24	350	44-143	.308	46-57	.807	110	48	76-3	134	5.6					
Greenspan	20	280	32-90	.356	34-50	.680	72	11	54-0	98	4.9					
White	23	196	31-105	.295	17-28	.607	42	12	28-0	79	3.4					
Chappell	1	16	0-2	.000	1-1	1.000	4	0	2-0	1	1.0					
<b>76ERS</b>	<b>80</b>	<b>19225</b>	<b>3394-8116</b>	<b>.418</b>	<b>2184-2851</b>	<b>.766</b>	<b>4513</b>	<b>1643</b>	<b>2251-39</b>	<b>8972</b>	<b>112.2</b>					
<b>OPPONENTS</b>	<b>80</b>	<b>19217</b>	<b>3590-8138</b>	<b>.441</b>	<b>2143-2969</b>	<b>.722</b>	<b>5328</b>	<b>1844</b>	<b>2237-36</b>	<b>9323</b>	<b>116.5</b>					

### 1963-64 GAME-BY-GAME RESULTS

DATE	WL	76ERS	OPP	TEAM
10/16	W	117	115	at Detroit
10/19	L	121	124	Detroit
10/25	L	112	136	New York
10/26	L	101	109	at New York
10/30	W	111	108	at Baltimore
11/01	L	102	119	Boston
11/02	L	99	128	at St. Louis
11/03	L	93	95	Cincinnati at Dayton
11/06	L	101	119	at Detroit
11/08	W	108	106	St. Louis
11/09	L	100	116	at Baltimore
11/12	W	106	102	* San Francisco
11/15	W	99	97	Los Angeles
11/20	W	118	101	New York
11/26	W	115	113	Baltimore
11/28	L	110	125	Cincinnati
11/29	L	78	112	Boston at Prov.
11/30	W	132	125	at New York
12/01	W	132	121	Detroit at Cleveland
12/05	L	103	106	St. Louis
12/07	L	120	129	at St. Louis
12/08	W	126	116	at Cincinnati
12/10	L	103	113	St. Louis at N.Y.
12/11	W	113	103	New York
12/13	L	84	111	Boston
12/14	W	123	119	at New York
12/18	L	96	116	at Los Angeles
12/20	W	114	112	at San Francisco
12/21	L	113	126	at Los Angeles
12/22	L	104	118	at San Francisco
12/26	W	118	112	San Francisco
12/27	W	119	107	Detroit at Hershey
12/28	W	114	100	Los Angeles
01/03	W	132	110	Cincinnati
01/04	W	123	113	at Baltimore
01/05	L	118	142	New York
01/07	L	110	130	Cincinnati at Colum.
01/08	L	110	126	Cincinnati at Syra.
01/09	W	122	115	St. Louis
01/11	W	115	108	Boston
01/12	L	112	123	at Boston
01/17	L	91	112	San Francisco
01/18	L	111	115	L.A. at Syracuse
01/21	L	121	124	Baltimore at NY
01/22	L	116	124	at Baltimore

DATE	WL	76ERS	OPP	TEAM
01/24	W	134	111	Cincinnati
01/25	W	131	129	at New York
01/26	L	120	131	Baltimore
01/28	L	117	139	San Francisco
01/29	W	102	97	L.A. at Boston
01/31	L	97	114	at Boston
02/01	L	111	119	Boston
02/06	W	128	117	New York
02/07	L	114	126	at Cincinnati
02/08	W	109	101	Los Angeles
02/09	L	109	120	at Boston
02/12	L	115	121	at Baltimore
02/14	W	130	123	Detroit
02/15	L	110	118	at St. Louis
02/16	L	97	114	at Cincinnati
02/18	L	93	103	Boston at Pitt.
02/19	W	130	122	Baltimore
02/21	W	144	119	Boston
02/23	W	114	105	at New York
02/25	L	107	115	St. Louis at NY
02/26	W	130	122	at Detroit
02/28	L	132	134	Cincinnati at Scranton
02/29	L	114	117	Cincinnati
03/01	L	93	108	at Boston
03/03	L	94	108	Boston at Syracuse
03/07	W	130	115	New York
03/08	L	108	140	at New York
03/11	W	124	111	at St. Louis
03/12	L	111	128	at Cincinnati
03/13	L	122	133	Detroit at Scranton
03/14	W	128	122	Baltimore at Yardley
03/15	L	95	120	at Los Angeles
03/16	W	111	110	at San Francisco
03/17	L	97	121	at Los Angeles
03/18	L	85	89	at San Francisco

\* denotes overtime

# Year-By-Year



## 1964-65 SEASON STATISTICS

RECORD 40-40 (.500)	HOME: 13-12	AWAY 9-21	NEUTRAL: 18-7	3RD EASTERN DIVISION												
PLAYER	G	MIN	FG-FGA	PCT	FT-FTA	PCT	REB	AST	PF-DQ	PTS	AVG					
Chamberlain	35	1558	427-808	.528	200-380	.526	780	133	70-0	1054	30.1					
Greer	70	2600	539-1245	.433	335-413	.811	355	313	254-7	1413	20.2					
Jackson	76	2590	419-1013	.414	288-404	.713	980	93	251-4	1126	14.8					
Neumann	40	1100	213-434	.491	148-184	.804	102	139	119-1	574	14.4					
Costello	64	1967	309-695	.445	243-277	.877	169	275	242-10	861	13.5					
Walker	79	2187	377-936	.403	288-388	.742	528	132	200-2	1042	13.2					
Gambee	80	1993	356-864	.412	299-368	.813	468	113	277-7	1011	12.6					
Kerr	80	1810	264-714	.370	126-181	.696	551	197	132-1	654	8.2					
Dierking	38	729	121-311	.389	54-83	.651	239	42	101-3	296	7.8					
Bianchi	60	1116	175-486	.360	54-76	.711	95	140	178-10	404	6.7					
Jones	23	359	47-153	.307	37-52	.712	57	40	46-2	131	5.7					
Warley	64	900	94-253	.372	124-176	.705	277	53	170-6	312	4.9					
Greenspan	5	49	8-13	.615	8-8	1.000	11	0	12-0	24	4.8					
Courtin	24	317	42-103	.408	17-21	.810	22	22	44-0	101	4.2					
<b>76ERS</b>	<b>80</b>	<b>19275</b>	<b>3391-8028</b>	<b>.422</b>	<b>2221-3011</b>	<b>.738</b>	<b>4634</b>	<b>1692</b>	<b>2096-53</b>	<b>9003</b>	<b>112.5</b>					
<b>OPPONENTS</b>	<b>80</b>	<b>19275</b>	<b>3487-8045</b>	<b>.433</b>	<b>2041-2818</b>	<b>.724</b>	<b>4859</b>	<b>1727</b>	<b>2155-39</b>	<b>9015</b>	<b>112.7</b>					

### 1964-65 GAME-BY-GAME RESULTS

DATE	WL	76ERS	OPP	TEAM
10/16	W	125	113	Detroit
10/22	L	135	138	* Baltimore
10/24	L	86	126	at St. Louis
10/25	L	107	109	at Cincinnati
10/27	W	100	81	St. Louis at N. Y.
10/30	L	90	94	at New York
10/31	W	116	105	New York
11/07	W	105	103	Cincinnati
11/10	L	99	110	San Francisco
11/11	W	123	114	at Baltimore
11/12	W	110	109	Boston at New York
11/14	L	102	113	Boston
11/17	L	107	114	at St. Louis
11/18	L	111	124	at Detroit
11/20	L	115	118	St. Louis
11/21	W	108	96	Boston at Prov.
11/25	W	124	93	New York at Boston
11/26	W	128	117	San Francisco
11/27	L	112	133	at Cincinnati
11/28	W	101	93	at Detroit
11/29	W	97	94	at St. Louis
12/01	L	117	118	Los Angeles
12/04	W	119	106	Detroit
12/05	W	125	108	Baltimore at Detroit
12/06	L	104	109	L.A. at Minn.
12/08	W	102	97	Baltimore at NY
12/11	L	109	118	at New York
12/12	L	106	133	at New York
12/13	W	121	115	New York at Syra.
12/14	W	119	112	San Francisco at Pitt.
12/16	L	120	140	at Baltimore
12/18	L	111	117	at San Francisco
12/19	W	140	113	at Los Angeles
12/20	W	113	111	at San Francisco
12/23	L	117	135	at Los Angeles
12/26	L	125	135	Cincinnati
12/30	W	117	115	Los Angeles
01/06	W	121	102	S.F. at Syracuse
01/08	L	107	114	Cincinnati at Dayton
01/09	W	104	102	at St. Louis
01/11	L	90	100	St. Louis at Tulsa
01/14	L	126	138	Baltimore
01/15	L	95	104	at Boston
01/18	W	109	95	Detroit at Cleveland

\* denotes overtime







# Year-By-Year



## 1965-66 SEASON STATISTICS

RECORD: 55-25 (.688) HOME: 22-3 AWAY: 20-17 NEUTRAL: 13-5 1ST EASTERN DIVISION

PLAYER	G	MIN	FG-FGA	PCT	FT-FTA	PCT	REB	AST	PF-DQ	PTS	AVG
Chamberlain	79	3737	1074-1990	.540	501-976	.513	1943	414	171-0	2649	33.5
Greer	80	3326	703-1580	.445	413-514	.804	473	384	315-6	1819	22.7
Walker	80	2603	443-982	.451	335-468	.716	636	201	238-3	1221	15.3
Cunningham	80	2134	431-1011	.426	281-443	.634	599	207	301-12	1143	14.3
Jones	80	2196	296-799	.370	128-172	.744	169	273	250-6	720	9.0
Jackson	79	1966	246-614	.401	158-214	.738	676	132	216-2	650	8.2
Gambee	72	1068	168-437	.384	159-187	.850	273	71	189-3	495	6.9
Bianchi	78	1312	214-560	.382	66-98	.673	134	134	232-4	494	6.3
Heyman	6	20	3-9	.333	4-5	.800	4	4	4-0	10	1.7
Ward	66	838	67-189	.354	39-60	.650	89	80	163-3	173	2.6
Warley	1	6	1-3	.333	0-0	---	2	0	1-0	2	2.0
Branson	5	14	1-6	.167	3-4	.750	9	1	4-0	5	1.0
Weiss	7	30	3-9	.333	0-0	---	7	4	10-0	6	0.9
<b>76ERS</b>	<b>80</b>	<b>19250</b>	<b>3650-8189</b>	<b>.446</b>	<b>2087-3141</b>	<b>.664</b>	<b>5014</b>	<b>1905</b>	<b>2094-39</b>	<b>9387</b>	<b>117.3</b>
<b>OPPONENTS</b>	<b>80</b>	<b>19250</b>	<b>3449-8162</b>	<b>.423</b>	<b>2115-2872</b>	<b>.736</b>	<b>4786</b>	<b>1786</b>	<b>2101-42</b>	<b>9013</b>	<b>112.7</b>

### 1965-66 GAME-BY-GAME RESULTS

DATE	WL	76ERS	OPP	TEAM
10/16	W	133	101	at Baltimore
10/23	W	120	103	Detroit
10/30	W	134	114	Cincinnati
11/03	L	100	110	at Detroit
11/04	L	119	121	San Francisco at NY
11/05	W	133	115	San Francisco
11/06	L	91	101	at Boston
11/09	W	118	110	Los Angeles
11/11	W	109	101	S.F. at Boston
11/12	W	123	114	Boston
11/13	W	127	119	at New York
11/16	W	107	98	St. Louis at NY
11/17	L	115	131	at Cincinnati
11/19	L	124	134	Baltimore
11/20	L	112	117	at Baltimore
11/21	W	110	104	at Los Angeles
11/24	L	124	127	at Los Angeles
11/26	W	132	120	at San Francisco
11/27	W	124	117	at San Francisco
11/30	L	108	129	Baltimore at NY
12/03	W	119	103	at Boston
12/06	W	116	107	L.A. at Charlotte
12/08	L	127	129	at Baltimore
12/10	L	114	116	Detroit
12/11	W	135	132	Cincinnati at Syra.
12/14	L	109	112	at Cincinnati
12/15	W	122	108	at Los Angeles
12/17	W	127	117	at Los Angeles
12/18	W	120	116	* at San Francisco
12/20	L	118	124	at San Francisco
12/26	W	121	107	San Francisco
12/28	W	102	93	Boston
12/29	W	113	112	at Detroit
12/30	L	113	130	at St. Louis
01/02	W	133	122	New York
01/04	W	129	127	at New York
01/06	W	133	127	Baltimore at Syra.
01/07	L	120	126	Los Angeles
01/08	L	105	115	at St. Louis
01/09	W	127	117	at St. Louis
01/12	L	111	129	at Detroit
01/14	W	112	100	Boston
01/16	L	122	137	at Boston
01/18	W	128	117	Baltimore
01/19	W	110	93	Detroit at Boston

DATE	WL	76ERS	OPP	TEAM
01/21	W	109	98	New York
01/23	W	104	98	at St. Louis
01/24	W	110	107	St. Louis at Memphis
01/25	W	110	106	Los Angeles at N.Y.
01/28	W	125	103	Cincinnati
01/30	W	117	98	Detroit
02/02	L	89	96	St. Louis at Greens.
02/05	L	113	120	at New York
02/06	L	99	100	at Boston
02/07	W	132	125	Los Angeles
02/08	L	123	136	at New York
02/09	W	108	91	at Detroit
02/11	W	113	94	Cincinnati
02/12	L	83	85	Boston at Syracuse
02/14	W	149	123	Detroit at Charlotte
02/15	W	121	109	St. Louis at Pitt.
02/17	W	136	121	at Los Angeles
02/19	W	123	119	at San Francisco
02/21	L	107	113	Cincinnati at Dayton
02/22	W	117	112	Detroit at New York
02/23	L	115	119	at Baltimore
02/25	W	130	124	New York
02/26	W	114	98	Baltimore at NY
03/01	L	100	102	at Cincinnati
03/03	W	135	125	San Francisco
03/04	W	107	103	at Cincinnati
03/05	W	102	85	Boston
03/06	W	113	110	at Boston
03/08	W	112	106	St. Louis at N.Y.
03/09	W	123	115	St. Louis
03/12	W	134	126	New York
03/13	W	115	113	at New York
03/17	W	115	106	New York
03/19	W	127	121	Cincinnati
03/20	W	108	104	at Baltimore

\* denotes overtime

# Year-By-Year



## 1966-67 SEASON STATISTICS

RECORD: 68-13 (.840) HOME: 28-2 AWAY: 27-9 NEUTRAL: 14-3 1ST EASTERN DIVISION

PLAYER	G	MIN	FG-FGA	PCT	FT-FTA	PCT	REB	AST	PF-DQ	PTS	AVG
Chamberlain	81	3682	785-1150	.683	386-875	.441	1957	630	143-0	1956	24.1
Greer	80	3086	699-1524	.459	367-466	.788	422	303	302-5	1765	22.1
Walker	81	2691	561-1150	.488	445-581	.766	660	188	232-4	1567	19.3
Cunningham	81	2168	556-1211	.459	383-558	.686	589	205	260-2	1495	18.5
Jones	81	2249	423-982	.431	223-266	.838	265	303	246-6	1069	13.2
Jackson	81	2377	386-882	.438	198-261	.759	724	114	276-6	970	12.0
Costello	49	976	130-293	.444	120-133	.902	103	140	141-2	380	7.8
Gambee	63	757	150-345	.435	107-125	.856	197	42	143-5	407	6.5
Melchionni	73	692	138-353	.391	39-60	.650	98	98	73-0	315	4.3
Guokas	69	808	79-203	.389	49-81	.605	83	105	82-0	207	3.0
Weiss	6	29	5-10	.500	2-5	.400	3	10	8-0	12	2.0
<b>76ERS</b>	<b>81</b>	<b>19515</b>	<b>3912-8103</b>	<b>.483</b>	<b>2319-3411</b>	<b>.680</b>	<b>5101</b>	<b>2138</b>	<b>1906-30</b>	<b>10143</b>	<b>125.2</b>
<b>OPPONENTS</b>	<b>81</b>	<b>19515</b>	<b>3785-8929</b>	<b>.424</b>	<b>1808-2439</b>	<b>.741</b>	<b>4748</b>	<b>1878</b>	<b>2266-46</b>	<b>9378</b>	<b>115.8</b>

### 1966-67 GAME-BY-GAME RESULTS

DATE	WL	76ERS	OPP	TEAM
10/15	W	128	112	New York
10/21	W	119	110	St. Louis
10/22	W	141	112	at Baltimore
10/25	W	130	110	Baltimore
10/29	W	138	96	Boston
11/03	W	120	108	St. Louis at Pitt.
11/04	W	134	129	San Francisco
11/05	L	87	105	at Boston
11/08	W	118	100	Detroit at New York
11/11	W	126	113	Chicago
11/12	W	112	98	at Cincinnati
11/13	W	132	126	at Chicago
11/15	W	113	109	at New York
11/16	W	117	108	New York
11/18	W	145	120	Chicago at Boston
11/19	W	134	110	Cincinnati
11/23	L	106	111	at Cincinnati
11/24	W	140	123	San Francisco
11/25	W	129	115	at Baltimore
11/26	W	131	123	Detroit
11/29	W	137	116	St. Louis
11/30	W	128	119	at Detroit
12/02	W	138	130	Los Angeles
12/03	W	137	120	at Baltimore
12/06	W	129	119	Chicago
12/07	W	117	103	at Chicago
12/09	W	112	107	New York
12/10	W	133	123	at St. Louis
12/11	L	103	117	at Boston
12/13	W	127	112	at New York
12/16	W	124	113	St. Louis
12/17	W	120	105	Detroit at Syracuse
12/21	W	129	123	at Los Angeles
12/22	W	116	114	at San Francisco
12/23	W	118	107	at Los Angeles
12/26	W	134	118	Cincinnati
12/28	W	113	108	Boston
12/30	W	137	113	Detroit at Ft. Wayne
01/03	W	148	142	* at New York
01/04	W	136	115	Chicago
01/05	L	104	112	New York at Pitt.
01/06	W	121	115	* Baltimore
01/08	W	117	108	at Chicago
01/13	W	125	107	St. Louis

\* denotes overtime





# Year-By-Year



## 1967-68 SEASON STATISTICS

RECORD: 62-20 (.756) HOME: 27-8 AWAY: 25-12 NEUTRAL: 10-0 1ST EASTERN DIVISION

PLAYER	G	MIN	FG-FGA	PCT	FT-FTA	PCT	REB	AST	PF-DQ	PTS	AVG
Chamberlain	82	3836	819-1377	.595	354-932	.380	1952	702	160-0	1992	24.3
Greer	82	3263	777-1626	.478	422-549	.769	444	372	289-6	1976	24.1
Cunningham	74	2076	516-1178	.438	368-509	.723	562	187	260-3	1400	18.9
Walker	82	2623	539-1172	.460	387-533	.726	607	157	252-3	1465	17.9
Jones	77	2058	413-1040	.397	159-202	.787	219	245	225-5	985	12.8
Jackson	82	2570	401-927	.433	166-231	.719	872	139	287-6	968	11.8
Green	35	367	69-150	.460	39-83	.470	122	21	51-0	177	5.1
Costello	28	492	67-148	.453	67-81	.827	51	68	62-0	201	7.2
Guokas	82	1612	190-393	.483	118-152	.776	185	191	172-0	498	6.1
Melchionni	71	758	146-336	.435	33-47	.702	104	105	75-0	325	4.6
Filipek	19	73	18-47	.383	7-14	.500	25	7	12-0	43	2.3
<b>76ERS</b>	<b>82</b>	<b>19780</b>	<b>3965-8414</b>	<b>.471</b>	<b>2121-3338</b>	<b>.635</b>	<b>5154</b>	<b>2197</b>	<b>1851-23</b>	<b>10051</b>	<b>122.6</b>
<b>OPPONENTS</b>	<b>82</b>	<b>19780</b>	<b>3815-8857</b>	<b>.431</b>	<b>1716-2338</b>	<b>.734</b>	<b>4815</b>	<b>2051</b>	<b>2201-36</b>	<b>9346</b>	<b>114.0</b>

### 1967-68 GAME-BY-GAME RESULTS

DATE	W/L	76ERS	OPP	TEAM
10/18	W	103	87	Los Angeles
10/21	W	116	111	Detroit
10/24	W	124	102	Detroit at New York
10/25	W	117	114	New York
10/27	W	132	115	Seattle
10/28	L	95	104	at Boston
11/01	W	136	111	Baltimore
11/04	W	117	110	San Francisco
11/07	W	130	105	at San Diego
11/08	W	129	114	at San Diego
11/10	L	104	123	at San Francisco
11/11	W	115	111	at Los Angeles
11/14	W	122	102	Cincinnati
11/15	L	120	123	at Detroit
11/17	W	125	117	St. Louis at Balt.
11/18	L	111	116	Boston
11/22	L	113	115	at St. Louis
11/23	W	128	117	San Diego
11/24	W	122	104	at Chicago
11/25	L	114	119	Chicago
11/28	W	110	108	at New York
11/29	L	95	113	San Francisco
12/01	W	133	109	Seattle at Boston
12/02	W	130	121	Baltimore
12/05	L	122	128	* Los Angeles
12/06	W	108	107	at Cincinnati
12/08	W	117	109	New York
12/09	W	123	109	at Baltimore
12/12	W	118	107	Seattle at New York
12/14	L	101	102	at Boston
12/15	W	107	98	St. Louis
12/16	W	143	123	at Chicago
12/17	W	139	124	at Seattle
12/20	W	160	122	at Seattle
12/25	W	108	105	at Baltimore
12/26	W	126	121	Cincinnati
12/27	W	114	105	at New York
12/29	W	133	123	Boston
12/30	W	122	107	Detroit at Syracuse
01/03	L	115	129	New York
01/05	W	125	113	Los Angeles
01/06	W	107	96	at St. Louis
01/07	L	118	134	at Cincinnati
01/10	L	122	134	St. Louis
01/12	W	133	116	Baltimore

DATE	W/L	76ERS	OPP	TEAM
01/13	W	115	106	at Detroit
01/17	L	116	125	at Los Angeles
01/19	L	120	131	at San Francisco
01/20	W	135	111	at Chicago
01/25	W	123	108	at Detroit
01/26	W	123	113	Cincinnati
01/28	L	103	115	at Boston
01/30	W	125	118	Boston
02/02	W	131	121	Detroit
02/03	W	133	121	at Baltimore
02/04	W	141	117	San Francisco
02/07	W	125	103	San Diego at Boston
02/09	W	118	113	Chicago
02/10	L	97	115	at New York
02/11	W	119	93	St. Louis at Miami
02/13	W	112	105	at San Francisco
02/14	W	149	125	Seattle
02/16	W	124	108	at San Diego
02/17	W	135	134	** at Los Angeles
02/18	L	106	111	at San Diego
02/20	W	140	108	Seattle
02/23	W	138	117	Detroit
02/25	W	126	119	at St. Louis
02/27	W	127	107	San Francisco
03/03	W	133	127	at Boston
03/05	W	134	103	San Diego
03/06	L	106	108	at Cincinnati
03/07	W	125	117	Cincinnati at Clev.
03/08	W	101	96	Boston
03/10	W	119	108	at New York
03/12	W	139	115	Chicago at N.Y.
03/13	L	120	130	New York
03/15	W	122	115	Baltimore
03/16	W	144	122	at Chicago
03/18	W	158	128	Los Angeles
03/19	L	130	131	* Cincinnati
03/20	W	137	119	at Baltimore

\* denotes overtime  
\*\* denotes double-overtime

# Year-By-Year



## 1968-69 SEASON STATISTICS

RECORD: 55-27 (.671) HOME: 26-8 AWAY: 24-16 NEUTRAL: 5-3 2ND EASTERN DIVISION

PLAYER	G	MIN	FG-FGA	PCT	FT-FTA	PCT	REB	AST	PF-DQ	PTS	AVG
Cunningham	82	3345	739-1736	.426	556-754	.737	1050	287	329-10	2034	24.8
Greer	82	3311	732-1595	.459	432-543	.796	435	414	294-8	1896	23.1
Walker	82	2753	554-1145	.484	369-459	.804	640	144	244-0	1477	18.0
Jackson	25	840	145-332	.437	69-97	.711	286	54	102-3	359	14.4
Clark	82	2144	444-928	.478	219-314	.697	265	296	188-1	1107	13.5
Jones	81	2340	432-1005	.430	207-256	.809	251	292	280-5	1071	13.2
Imhoff	82	2360	279-593	.470	194-325	.597	792	218	310-12	752	9.2
Wilson	38	552	81-182	.445	60-84	.714	216	32	87-1	222	5.8
Green	74	795	146-282	.518	57-125	.456	330	47	110-1	349	4.7
Halimon	50	350	88-196	.449	10-32	.313	86	18	34-0	186	3.7
Guokas	72	838	92-216	.426	54-81	.667	94	104	121-1	238	3.3
Raymond	27	177	22-64	.344	11-17	.647	68	8	46-2	55	2.0
<b>76ERS</b>	<b>82</b>	<b>19805</b>	<b>3754-8274</b>	<b>.454</b>	<b>2238-3087</b>	<b>.725</b>	<b>4513</b>	<b>1914</b>	<b>2145-44</b>	<b>9746</b>	<b>118.9</b>
<b>OPPONENTS</b>	<b>82</b>	<b>19805</b>	<b>3629-7972</b>	<b>.455</b>	<b>2074-2957</b>	<b>.701</b>	<b>4714</b>	<b>2030</b>	<b>2145-40</b>	<b>9332</b>	<b>113.8</b>

### 1968-69 GAME-BY-GAME RESULTS

DATE	W/L	76ERS	OPP	TEAM
10/18	W	114	96	Los Angeles (NBA)
10/19	W	124	121	at Baltimore
10/22	L	114	117	at New York (NBA)
10/25	L	122	132	at Detroit
10/26	W	122	118	Chicago
11/01	L	99	118	at Boston
11/02	L	113	119	Cincinnati
11/09	W	114	94	Seattle
11/11	W	127	117	Seattle at Boston
11/15	W	116	115	at Atlanta
11/16	W	136	92	Milwaukee
11/19	W	126	110	Phoenix at N.Y.
11/22	W	121	110	Baltimore
11/23	W	120	105	at Cincinnati
11/24	L	128	135	* at San Diego
11/26	W	126	119	at Phoenix
11/28	W	122	107	Los Angeles (NBA)
11/30	L	113	117	* Boston
12/04	W	110	99	San Diego
12/05	W	109	92	at Chicago
12/06	W	121	112	at Milwaukee
12/07	W	140	106	Detroit
12/08	W	122	117	Milwaukee at Syr.
12/10	L	120	132	San Diego at NY
12/11	W	143	123	Phoenix
12/14	W	137	91	San Francisco
12/15	W	110	104	New York (NBA)
12/17	W	145	128	at Phoenix
12/18	W	115	111	at Seattle
12/20	W	116	109	at San Diego
12/21	L	94	109	at San Francisco
12/22	L	99	102	at L.A. (NBA)
12/25	L	109	110	at New York (NBA)
12/26	W	125	120	Baltimore
12/28	W	128	123	at Cincinnati
12/31	W	128	107	at Milwaukee
01/03	W	130	101	Los Angeles (NBA)
01/04	L	112	117	at Baltimore
01/05	W	126	119	Detroit
01/07	L	114	117	at Detroit
01/08	W	112	111	Atlanta
01/11	L	101	111	Boston
01/17	W	129	124	San Diego
01/19	L	97	98	San Francisco

\* denotes overtime  
\*\* denotes double-overtime







# Year-By-Year



## 1969-70 SEASON STATISTICS

RECORD: 42-40 (.512) HOME: 22-16 AWAY: 16-22 NEUTRAL: 4-2 4TH EASTERN DIVISION

PLAYER	G	MIN	FG-FGA	PCT	FT-FTA	PCT	REB	AST	PF-DQ	PTS	AVG
Cunningham	81	3194	802-1710	.469	510-700	.729	1101	352	331-15	2114	26.1
Greer	80	3024	705-1551	.455	352-432	.815	376	405	300-8	1762	22.0
Clark	76	2772	594-1198	.496	311-396	.785	301	380	201-2	1499	19.7
Imhoff	79	2474	430-796	.540	215-331	.650	754	211	294-7	1075	13.6
Washington	79	2459	401-842	.476	204-273	.747	734	104	262-5	1006	12.7
Jones	78	1740	366-851	.430	190-226	.841	173	276	210-2	922	11.8
Hetzl	63	757	156-323	.483	71-85	.835	207	44	110-3	383	6.1
Guokas	80	1558	189-416	.454	106-149	.711	216	222	201-0	484	6.1
Jackson	37	583	71-181	.392	60-81	.741	198	50	80-0	202	5.5
Wilson	67	836	118-304	.388	122-172	.709	317	52	145-3	358	5.3
Ogden	47	357	82-172	.477	27-39	.692	86	31	62-2	191	4.1
Scholz	1	1	1-1	1.000	0-0	---	0	0	0-0	2	2.0
<b>76ERS</b>	<b>82</b>	<b>19755</b>	<b>3915-8345</b>	<b>.469</b>	<b>2168-2884</b>	<b>.752</b>	<b>4463</b>	<b>2127</b>	<b>2196-47</b>	<b>9998</b>	<b>121.9</b>
<b>OPPONENTS</b>	<b>82</b>	<b>19755</b>	<b>3679-8183</b>	<b>.450</b>	<b>2360-3185</b>	<b>.741</b>	<b>4544</b>	<b>2097</b>	<b>2106-40</b>	<b>9718</b>	<b>118.5</b>

### 1969-70 GAME-BY-GAME RESULTS

DATE	WL	76ERS	OPP	TEAM
10/17	W	131	126	Los Angeles (NBA)
10/18	W	134	123	at Cincinnati
10/22	W	122	119	Phoenix
10/25	L	98	109	Cincinnati
10/29	W	129	105	at Baltimore
10/31	L	125	129 *	Milwaukee
11/01	L	123	131	Boston
11/04	W	113	109	Chicago at Balt.
11/05	L	130	139	Baltimore
11/07	L	128	134 **	at Detroit
11/08	L	117	125	Seattle
11/11	L	107	124	at Atlanta
11/13	W	124	110	at Phoenix
11/15	L	136	146	at Seattle
11/16	L	125	138	at Los Angeles (NBA)
11/18	L	119	127	at Chicago
11/19	L	116	125	San Diego
11/21	L	94	98	New York (NBA)
11/22	W	132	116	at Atlanta
11/26	W	135	114	at Boston
11/28	W	110	91	Detroit
11/29	W	129	111	at Milwaukee
11/30	L	107	115	at Cincinnati
12/02	L	114	122	Milwaukee
12/05	W	105	104	at Boston
12/06	W	120	102	Cincinnati
12/09	W	123	99	Los Angeles (NBA)
12/10	L	121	122	at Cincinnati
12/12	W	125	111	Detroit
12/13	W	100	93	at New York (NBA)
12/14	W	126	121	Chicago
12/16	W	141	119	at Phoenix
12/19	L	116	123	at Seattle
12/20	W	122	109	at San Francisco
12/21	L	117	133	at Los Angeles (NBA)
12/25	L	113	121	at Baltimore
12/26	W	141	121	San Francisco
12/27	L	107	112	at Atlanta
12/28	W	138	112	San Fran. at Syra.
12/31	W	129	109	Chicago
01/02	W	121	117	Atlanta
01/04	W	130	120	Boston
01/09	L	132	135	Seattle
01/10	L	117	119	Phoenix at Balt.
01/12	L	113	117	at Chicago

DATE	WL	76ERS	OPP	TEAM
01/13	W	136	105	Atlanta
01/14	L	110	122	Seattle at Boston
01/16	W	127	105	San Francisco
01/18	W	141	116	Cincinnati
01/23	W	133	118	Baltimore
01/24	L	111	112	at Baltimore
01/25	W	159	131	San Diego
01/26	W	122	103	at Milwaukee
01/28	L	100	112	at Boston
01/30	L	100	104	New York (NBA)
02/01	L	112	113	Los Angeles (NBA)
02/03	L	123	131	at Phoenix
02/06	W	129	124	at San Diego
02/07	W	115	111	at San Francisco
02/08	L	117	118	at Seattle
02/10	L	131	139	Milwaukee
02/13	L	106	151	New York (NBA)
02/14	L	114	116	at New York (NBA)
02/15	W	159	125	Phoenix
02/19	W	133	114	Detroit at Syracuse
02/20	L	119	126	at Chicago
02/21	W	112	110	at Detroit
02/22	L	116	136	at Cincinnati
02/25	W	122	105	Detroit
02/27	W	125	111	San Diego
03/01	W	104	99	Baltimore
03/03	L	116	127	at Milwaukee
03/06	W	150	134	Boston
03/07	L	104	111	New York (NBA)
03/08	W	133	116	at New York (NBA)
03/09	W	131	112	San Diego at Houston
03/13	L	117	128	at Los Angeles (NBA)
03/15	L	128	137	at San Diego
03/17	L	125	128	Atlanta
03/18	W	119	113	at Baltimore
03/20	L	112	138	Milwaukee
03/22	W	132	112	San Francisco

\* denotes overtime  
\*\* denotes double-overtime

# Year-By-Year



## 1970-74 SEASON STATISTICS

RECORD: 47-35 (.573) HOME: 24-15 AWAY: 21-18 NEUTRAL: 2-2 2ND ATLANTIC DIVISION

PLAYER	G-GS	MIN	FG-FGA	PCT	FT-FTA	PCT	REB	AST	PF-DQ	PTS	AVG
Cunningham	81-80	3090	702-1519	.462	455-620	.734	946	395	328-5	1859	23.0
Clark	82-82	3245	662-1334	.496	422-536	.787	391	440	217-2	1746	21.3
Greer	81-69	3060	591-1371	.431	326-405	.805	364	369	289-4	1508	18.6
Washington	78-70	2501	395-829	.476	259-340	.762	747	97	258-6	1049	13.4
Howell	82-6	1589	324-686	.472	230-315	.730	441	115	234-2	878	10.7
Jones	41-13	962	168-418	.402	79-101	.782	64	128	110-1	415	10.1
Awtry	70-38	1292	200-421	.475	104-157	.662	430	89	211-7	504	7.2
Jackson	79-40	1774	199-529	.376	131-189	.693	568	148	211-3	529	6.7
Dierking	53-5	714	122-306	.399	61-89	.685	227	59	109-1	305	5.8
Foster	66-6	888	145-360	.403	72-103	.699	147	61	113-3	362	5.5
Crawford	36-1	449	74-175	.423	32-72	.444	69	54	59-0	180	5.0
Anderson	5-0	27	1-6	.167	5-7	.714	11	4	7-0	7	1.4
Ogden	27-0	133	24-66	.364	18-26	.692	20	17	21-0	66	2.4
Henry	6-0	26	1-6	.167	5-7	.714	11	0	1-0	7	1.2
Guokas	1-0	5	0-0	---	0-0	---	1	0	0-0	0	0.0
<b>76ERS</b>	<b>82</b>	<b>19755</b>	<b>3608-8026</b>	<b>.450</b>	<b>2199-2967</b>	<b>.741</b>	<b>4437</b>	<b>1976</b>	<b>2168-34</b>	<b>9415</b>	<b>114.8</b>
<b>OPPONENTS</b>	<b>82</b>	<b>19755</b>	<b>3514-7806</b>	<b>.450</b>	<b>2260-3076</b>	<b>.735</b>	<b>4372</b>	<b>1970</b>	<b>2089-39</b>	<b>9288</b>	<b>113.3</b>

### 1970-71 GAME-BY-GAME RESULTS

DATE	WL	76ERS	OPP	TEAM
10/14	W	110	107	Chicago
10/16	W	127	119	San Diego
10/17	W	123	105	at Cincinnati
10/20	W	98	89	at Buffalo
10/21	L	117	141	Los Angeles
10/23	W	127	122	at Los Angeles
10/24	L	111	116	at San Diego
10/28	W	111	108	at San Francisco
10/30	L	110	123	Baltimore
10/31	L	102	133	Boston
11/02	W	141	87	Cleveland
11/04	L	113	115	at Boston
11/06	W	118	112	Atlanta
11/07	W	134	128	Seattle
11/10	L	104	109	at Atlanta
11/11	W	119	107	at Baltimore
11/13	W	119	111	Buffalo
11/14	L	94	126	at New York (NBA)
11/17	W	113	91	at Detroit
11/18	W	113	106	New York (NBA)
11/20	L	112	120	Detroit
11/21	L	119	125	Phoenix
11/22	L	115	125	at Atlanta
11/24	L	96	104	San Francisco
11/25	W	99	92	Buffalo at Boston
11/27	L	109	113	Cincinnati
11/30	W	104	98	Baltimore
12/01	L	91	107	at Chicago
12/04	L	122	128 *	at Milwaukee
12/05	W	131	106	at Cincinnati
12/08	L	104	107	Seattle
12/11	L	101	102	San Francisco
12/12	L	101	118	at New York (NBA)
12/15	W	122	98	San Diego
12/17	W	125	117	at Seattle
12/19	W	108	99	at San Francisco
12/20	W	134	132 *	at Portland
12/22	W	133	129 *	at Phoenix
12/25	W	105	100	Detroit
12/27	L	101	114	at Cleveland
12/29	W	124	113	at Buffalo
12/30	W	119	107	Milwaukee
01/02	L	120	125	Boston
01/05	W	97	92	San Francisco

DATE	WL	76ERS	OPP	TEAM
01/08	L	117	123	Los Angeles
01/09	W	123	112	Phoenix
01/10	W	115	107	at Boston
01/14	L	103	108	at Chicago
01/15	W	99	96	Chicago
01/16	W	115	96	Cleveland
01/17	W	106	105	at San Diego
01/19	L	114	134	at Los Angeles
01/22	W	117	116	at Phoenix
01/24	W	145	119	at Seattle
01/26	W	129	122	Atlanta
01/29	L	118	142	Milwaukee
01/30	W	106	105	at New York (NBA)
01/31	L	126	132	at Boston
02/02	W	108	105	Boston
02/05	L	102	114	at Chicago
02/06	W	118	109	at Cincinnati
02/07	W	127	99	New York (NBA)
02/12	L	109	118	at Detroit
02/14	L	103	112	Baltimore
02/17	L	114	119	Milwaukee at NY
02/19	W	118	104	at Los Angeles
02/20	W	118	105	at Portland
02/21	L	128	135	at Seattle
02/23	W	119	113	Portland
02/26	L	94	108	Phoenix
02/28	W	131	121	Cincinnati
03/01	L	103	127	at Milwaukee
03/02	L	103	111	San Diego
03/03	W	120	104	Portland at Boston
03/05	W	121	116	New York (NBA)
03/06	W	121	115	Detroit
03/09	W	124	113	at Cleveland
03/14	L	101	108	at Atlanta
03/16	L	125	130	Atlanta
03/19	W	147	127	Cincinnati
03/20	L	112	124	at Baltimore
03/21	W	120	108	Baltimore

\* denotes overtime





# Year-By-Year



## 1971-72 SEASON STATISTICS

RECORD: 30-52 (.366) HOME: 14-23 AWAY: 14-26 NEUTRAL: 2-3 3RD ATLANTIC DIVISION

PLAYER	G-GS	MIN	FG-FGA	PCT	FT-FTA	PCT	TOT	AST	PF-DQ	PTS	AVG
Clark	1-1	42	11-16	.688	7-11	.636	3	7	3-0	29	29.0
Cunningham	75-75	2900	658-1428	.461	428-601	.712	918	443	295-12	1744	23.3
Rule	60-53	1987	416-934	.445	203-292	.695	479	110	162-4	1035	17.3
Carter	77-49	2147	440-991	.444	179-284	.630	307	199	235-4	1059	13.8
Bridges	64-62	2210	328-645	.509	191-272	.702	861	158	219-5	847	13.2
Loughery	74-29	1729	337-792	.426	258-312	.827	178	188	208-3	932	12.6
Foster	74-14	1699	347-837	.415	185-243	.761	276	90	184-3	879	11.9
Greer	81-53	2410	389-866	.449	181-234	.774	271	316	268-10	959	11.8
Washington	17-11	545	68-156	.436	55-67	.821	135	25	59-3	191	11.2
Wohl	79-32	1628	243-567	.429	156-206	.757	150	228	229-2	642	8.1
Jackson	63-22	1083	137-346	.396	92-133	.692	309	88	141-1	366	5.8
Henry	43-1	421	68-156	.436	51-73	.699	137	8	42-0	187	4.3
Awtry	58-7	794	98-222	.441	49-76	.645	248	51	141-3	245	4.2
Jones	6-0	41	6-18	.333	7-10	.700	6	2	3-0	19	3.2
Yates	24-1	144	31-83	.373	7-11	.636	40	7	14-0	69	2.9
<b>76ERS</b>	<b>82</b>	<b>19780</b>	<b>3577-8057</b>	<b>.444</b>	<b>2049-2825</b>	<b>.725</b>	<b>4318</b>	<b>1920</b>	<b>2203-50</b>	<b>9203</b>	<b>112.2</b>
<b>OPPONENTS</b>	<b>82</b>	<b>19780</b>	<b>3614-7882</b>	<b>.459</b>	<b>2276-3063</b>	<b>.743</b>	<b>4427</b>	<b>2005</b>	<b>2059-33</b>	<b>9504</b>	<b>115.9</b>

### 1971-72 GAME-BY-GAME RESULTS

DATE	WL	76ERS	OPP	TEAM
10/12	W	114	100	at Chicago
10/14	W	105	94	at Houston
10/16	W	104	102	at Atlanta
10/20	W	100	93	Seattle
10/23	L	88	110	Milwaukee
10/24	W	111	93	at Cleveland
10/27	W	120	106	Cleveland
10/29	L	135	137	Phoenix
10/30	W	108	101	at New York (NBA)
11/03	L	100	124	at Cincinnati
11/06	W	101	96	Atlanta
11/10	L	103	143	Los Angeles
11/12	W	115	101	Detroit
11/13	L	105	111	at Baltimore
11/14	L	114	125	Milwaukee at NY
11/17	L	112	118	Houston
11/19	L	104	148	Chicago
11/21	L	117	127	at Seattle
11/23	L	107	128	at Phoenix
11/24	L	108	109	at Houston
11/25	W	112	111	at Golden State
11/27	W	116	93	Portland
11/28	L	120	124	at Cleveland
12/01	W	102	98	Seattle
12/03	L	116	131	Los Angeles
12/04	L	109	126	at Atlanta
12/08	W	115	109	at Cincinnati
12/10	L	106	113	* Cincinnati
12/11	W	118	111	at Detroit
12/14	L	110	117	at Buffalo
12/16	L	93	113	at Golden State
12/17	L	126	127	at Portland
12/19	L	132	154	at Los Angeles
12/21	L	119	124	at Phoenix
12/25	L	114	117	Baltimore
12/27	W	121	112	at Buffalo
12/28	L	116	120	Boston
12/29	L	102	103	Cleveland at Hershey
12/31	L	119	131	at Boston
01/02	W	148	119	at Cleveland
01/04	W	131	127	at Detroit
01/05	L	107	139	Chicago
01/07	W	117	113	New York (NBA)
01/08	W	130	119	Phoenix

DATE	WL	76ERS	OPP	TEAM
01/12	L	109	111	Buffalo
01/14	L	121	135	Los Angeles
01/15	W	131	121	at Detroit
01/16	L	116	124	at Atlanta
01/21	W	136	122	Portland at Hershey
01/22	L	106	113	Golden State
01/26	W	113	102	Cincinnati
01/28	L	118	127	Milwaukee
01/30	L	114	130	at Boston
02/02	W	119	104	Buffalo
02/04	L	113	118	Detroit
02/05	L	104	112	at New York (NBA)
02/06	L	107	109	New York (NBA)
02/08	L	108	120	at Phoenix
02/10	L	112	121	at Golden State
02/11	L	106	110	at Portland
02/14	L	116	130	Houston
02/16	W	126	116	Cleveland
02/18	W	132	126	at Milwaukee
02/19	L	105	121	Baltimore
02/21	L	101	102	at Baltimore
02/22	L	88	119	at Chicago
02/25	W	114	110	Atlanta at Hershey
03/01	W	108	99	Buffalo
03/03	L	81	94	Milwaukee
03/04	L	115	118	* New York (NBA)
03/05	W	100	98	New York (NBA)
03/07	L	97	114	at Los Angeles
03/09	W	128	123	at Seattle
03/12	L	112	121	at Houston
03/14	L	105	108	at Buffalo
03/15	L	115	120	Boston
03/17	L	111	127	Boston at Hershey
03/19	W	115	100	Seattle
03/21	L	111	117	Atlanta
03/22	L	106	113	at Boston
03/24	L	99	116	Chicago
03/25	L	115	116	Golden State

\* denotes overtime  
\*\* denotes double-overtime

# Year-By-Year



## 1972-73 SEASON STATISTICS

RECORD: 9-73 (.110) HOME: 5-26 AWAY: 2-35 NEUTRAL: 2-11 4TH ATLANTIC DIVISION

PLAYER	G-GS	MIN	FG-FGA	PCT	FT-FTA	PCT	TOT	AST	PF-DQ	PTS	AVG
Carter	81-75	2993	679-1614	.421	259-368	.704	485	349	252-8	1617	20.0
Block	48-48	1558	311-706	.441	236-302	.781	442	94	173-4	858	17.9
Van Arsdale	30-30	1029	195-496	.393	140-168	.833	185	62	101-1	530	17.7
Bridges	10-10	376	47-125	.376	46-65	.708	122	23	35-0	140	14.0
Loughery	32-21	955	169-427	.396	107-130	.823	113	148	104-0	445	13.9
Ellis	69-69	2444	410-929	.441	125-156	.801	744	136	186-2	945	13.7
Leaks	82-63	2530	377-933	.404	144-200	.720	677	95	191-5	898	11.0
Boyd	82-49	2351	362-923	.392	136-200	.680	210	301	184-1	860	10.5
Trapp	39-11	854	168-408	.412	83-112	.741	186	47	140-4	419	10.7
May	26-0	602	128-290	.441	53-62	.855	143	43	80-1	309	11.9
Halliburton	31-0	549	122-280	.436	50-66	.758	82	68	78-1	294	9.5
Greer	38-17	848	91-232	.392	32-39	.821	106	111	76-1	214	5.6
Sorenson	48-0	626	113-248	.456	59-79	.747	173	31	91-0	285	5.9
Schlueter	78-10	1136	166-317	.524	86-123	.699	354	103	166-0	418	5.4
Price	57-5	751	125-301	.415	38-47	.809	117	71	106-0	288	5.1
Awtry	3-2	37	3-7	.429	1-4	.250	14	2	8-0	7	2.3
Counts	7-0	47	5-16	.313	0-0	---	16	3	8-0	10	1.4
Green	5-0	32	0-11	.000	3-9	.333	3	0	3-0	3	0.6
Rule	3-0	12	0-1	.000	0-0	---	2	1	2-0	0	0.0
<b>76ERS</b>	<b>82</b>	<b>19730</b>	<b>3471-8264</b>	<b>.420</b>	<b>1598-2130</b>	<b>.750</b>	<b>4174</b>	<b>1688</b>	<b>1984-28</b>	<b>8540</b>	<b>104.1</b>
<b>OPPONENTS</b>	<b>82</b>	<b>19730</b>	<b>3882-8215</b>	<b>.473</b>	<b>1767-2358</b>	<b>.749</b>	<b>4683</b>	<b>2239</b>	<b>1885-21</b>	<b>9531</b>	<b>116.2</b>

### 1972-73 GAME-BY-GAME RESULTS

DATE	WL	76ERS	OPP	TEAM
10/10	L	89	95	at Chicago
10/11	L	100	105	Seattle
10/13	L	101	104	Buffalo
10/17	L	114	122	at Buffalo
10/21	L	88	111	at New York (NBA)
10/23	L	85	105	at Boston
10/25	L	108	113	Cleveland
10/28	L	92	96	Milwaukee
10/31	L	116	126	at Cleveland
11/01	L	104	108	Houston
11/03	L	101	114	Kansas City-Omaha
11/04	L	120	128	at Atlanta
11/05	L	113	131	at Milwaukee
11/08	L	107	125	at Kansas City
11/10	L	106	125	New York (NBA)
11/11	W	114	112	Houston at S.A.
11/12	L	108	119	at Phoenix
11/16	L	106	128	at Golden State
11/17	L	92	105	at Seattle
11/19	L	95	135	at Los Angeles
11/24	L	96	105	Buffalo at Hershey
11/25	L	106	117	Portland
11/28	W	101	94	at Buffalo
11/29	L	91	139	New York (NBA)
12/01	L	99	105	Boston
12/02	L	120	131	at Boston
12/06	W	122	117	Kansas City-Omaha
12/07	L	102	117	Phoenix at Pitt.
12/08	L	102	118	Chicago
12/09	L	109	120	at New York (NBA)
12/12	L	102	123	at Baltimore
12/13	L	90	128	Los Angeles
12/16	L	103	126	Buffalo
12/20	L	113	141	at Detroit
12/22	L	103	116	at Houston
12/23	L	112	124	Atlanta at Pitt.
12/27	L	120	121	Atlanta
12/30	L	107	117	Boston at Prov.
01/02	L	110	114	at Buffalo
01/05	L	102	135	at Portland
01/06	L	79	111	at Golden State
01/07	W	85	82	at Seattle

DATE	WL	76ERS	OPP	TEAM
01/09	L	110	126	at Chicago
01/10	L	96	120	Los Angeles
01/12	L	109	113	** Cleveland at Pitt.
01/13	L	95	111	Boston
01/15	L	108	135	at Kansas City
01/16	L	92	108	at Milwaukee
01/17	L	105	122	Atlanta
01/19	L	94	110	Baltimore at Hershey
01/21	L	97	108	at Baltimore
01/26	L	100	105	at Cleveland
01/28	L	96	101	Buffalo
01/30	L	104	105	at Buffalo
01/31	L	115	131	Golden State
02/02	L	104	114	at Detroit
02/03	L	100	104	Boston
02/04	L	115	123	at Boston
02/06	L	117	123	Houston at S.A.
02/09	L	105	116	at Portland
02/10	L	121	126	at Phoenix
02/11	L	90	108	at Los Angeles
02/14	W	106	104	Milwaukee
02/16	W	119	106	Detroit
02/17	L	89	107	at New York (NBA)
02/18	W	114	98	New York (NBA)
02/23	L	116	138	Houston at S.A.
02/25	W	115	111	Portland
02/28	W	102	96	Baltimore
03/02	L	107	130	Atlanta
03/04	L	130	138	at Atlanta
03/07	L	94	120	New York (NBA)
03/09	L	84	104	Chicago at Hershey
03/10	L	96	106	Seattle
03/11	L			





# Year-By-Year



## 1973-74 SEASON STATISTICS

RECORD: 25-57 (.305) HOME: 14-23 AWAY: 8-30 NEUTRAL: 2-4 4TH ATLANTIC DIVISION

PLAYER	G-GS	MIN	FG-FGA	PCT	FT-FTA	PCT	OFF	DEF	TOT	AST	PF-DQ	STL	BLK	PTS	AVG
Carter	78-78	3044	706-1641	.430	254-358	.709	82	289	371	443	276-4	113	23	1666	21.4
Van Arsdale	78-77	3041	614-1433	.428	298-350	.851	88	305	393	202	300-6	62	3	1526	19.6
Mix	82-82	2969	495-1042	.475	228-288	.792	305	559	864	152	305-9	212	37	1218	14.9
Jones	72-60	1876	263-622	.423	197-235	.838	71	113	184	230	116-0	85	18	723	10.0
Ellis	81-81	2831	326-722	.452	147-196	.750	292	598	890	189	224-2	86	87	799	9.9
Boyd	75-26	1818	286-712	.402	141-195	.723	16	77	93	249	173-1	60	9	713	9.5
Collins	25-0	436	72-194	.371	55-72	.764	7	39	46	40	65-1	13	2	199	8.0
Kimball	75-1	1592	216-456	.474	127-185	.686	185	367	552	73	199-1	49	23	559	7.5
May	56-5	812	152-367	.414	89-102	.873	25	111	136	63	137-0	25	8	393	7.0
Cannon	19-0	335	49-127	.386	19-28	.679	16	20	36	52	48-0	7	4	117	6.2
Bristow	55-0	643	108-270	.400	42-57	.737	68	99	167	92	68-1	29	1	258	4.7
Freeman	35-0	265	39-103	.379	28-41	.683	22	32	54	14	42-0	12	1	106	3.0
Rackley	9-0	68	5-13	.385	8-11	.727	5	17	22	0	11-0	3	4	18	2.0
<b>76ERS</b>	<b>82</b>	<b>19730</b>	<b>6331-7702</b>	<b>.432</b>	<b>1633-2118</b>	<b>.771</b>	<b>1182</b>	<b>2626</b>	<b>3808</b>	<b>1799</b>	<b>1964-25</b>	<b>756</b>	<b>220</b>	<b>8295</b>	<b>101.2</b>
<b>OPPONENTS</b>	<b>82</b>	<b>19730</b>	<b>3600-7685</b>	<b>.468</b>	<b>1617-2066</b>	<b>.783</b>	<b>1311</b>	<b>3107</b>	<b>4418</b>	<b>1930</b>	<b>1991-23</b>	<b>755</b>	<b>446</b>	<b>8817</b>	<b>107.5</b>

### 1973-74 GAME-BY-GAME RESULTS

DATE	W/L	76ERS	OPP	TEAM	DATE	W/L	76ERS	OPP	TEAM
10/10	L	88	104	Houston	01/13	L	94	96	at Cleveland
10/13	L	106	111	Boston	01/18	L	104	116	Seattle
10/16	W	106	101	at Houston	01/20	W	129	112	Buffalo
10/19	L	102	133	at Boston	01/22	L	109	119	at Buffalo
10/20	L	110	116	at Buffalo	01/25	L	97	112	at Boston
10/24	W	132	110	Portland	01/26	L	98	122	at New York (NBA)
10/26	L	92	98	Milwaukee	02/01	L	105	106	Boston at Hershey
10/27	L	90	96	at New York (NBA)	02/02	L	89	105	Chicago
10/28	L	99	119	at Capital	02/03	L	98	112	Buffalo at Toronto
11/03	L	84	112	Capital	02/06	L	98	114	Buffalo
11/07	W	122	115	Phoenix	02/08	W	104	84	Atlanta
11/09	W	94	91	New York (NBA)	02/09	L	75	108	at Capital
11/10	L	97	120	at Atlanta	02/10	W	95	94	Capital
11/13	L	83	97	at Houston	02/11	W	116	95	at Atlanta
11/15	L	94	116	at Phoenix	02/13	L	106	129	Buffalo
11/17	W	109	106	at Golden State	02/15	W	92	89	Kansas City-Omaha
11/18	L	91	95	at Seattle	02/17	L	107	118	Detroit
11/20	W	109	103	at Kansas City	02/20	L	98	115	at Houston
11/21	W	103	90	at Kansas City	02/22	L	103	104	at Los Angeles
11/23	L	106	111	Golden State	02/23	L	106	125	at Golden State
11/25	L	96	105	at Milwaukee	02/24	L	105	115	at Seattle
11/28	W	101	96	Chicago	02/26	W	118	110	at Portland
11/30	L	110	112	at Cleveland	03/01	L	93	110	Cleveland
12/01	W	108	106	* Houston	03/02	L	99	103	Buffalo
12/05	L	75	89	Cleveland	03/06	W	112	99	Capital
12/06	L	98	103	at Chicago	03/08	L	96	106	Golden State
12/07	L	102	113	Kansas City-Omaha	03/10	W	109	108	New York (NBA)
12/08	L	92	105	Milwaukee	03/12	L	101	112	at Capital
12/12	L	93	100	Seattle	03/13	L	100	121	Los Angeles
12/14	W	96	93	at Detroit	03/15	W	108	101	Phoenix at Hershey
12/15	L	89	99	Detroit	03/16	L	127	146	Boston
12/19	W	101	98	at Phoenix	03/17	L	99	115	at Cleveland
12/21	L	107	116	at Los Angeles	03/19	L	94	103	at Chicago
12/22	L	105	110	at Portland	03/20	L	106	113	Portland
12/26	L	118	145	at Atlanta	03/22	L	106	107	Atlanta
12/27	L	107	129	at Milwaukee	03/23	W	97	89	at Detroit
12/29	L	92	112	at New York (NBA)	03/26	L	90	117	at New York (NBA)
12/31	L	97	106	at Boston	03/27	W	117	108	Boston
01/02	L	99	101	Houston					
01/04	W	78	75	New York (NBA)					
01/05	L	102	108	* Boston at Prov.					
01/09	W	90	86	Cleveland					
01/11	W	121	100	Atlanta at Hershey					
01/12	L	101	108	Los Angeles					

\* denotes overtime

# Year-By-Year



## 1974-75 SEASON STATISTICS

RECORD: 34-48 (.415) HOME: 20-21 AWAY: 13-24 4TH ATLANTIC DIVISION

PLAYER	G-GS	MIN	FG-FGA	PCT	FT-FTA	PCT	OFF	DEF	TOT	AST	PF-DQ	STL	TO	BLK	PTS	AVG
Carter	77-75	3046	715-1598	.447	256-347	.738	73	267	340	336	257-5	82	-	20	1686	21.9
Cunningham	80-73	2859	609-1423	.428	345-444	.777	130	596	726	442	270-4	91	-	35	1563	19.5
Collins	81-76	2820	561-1150	.488	331-392	.844	104	211	315	213	291-6	108	-	17	1453	17.9
Mix	46-46	1748	280-582	.481	159-205	.776	155	345	500	99	175-6	79	-	21	719	15.6
Van Arsdale	9-6	273	49-116	.422	28-41	.683	7	22	29	16	26-0	13	-	0	126	14.0
Ellis	82-69	2183	287-623	.461	72-99	.727	195	387	582	117	178-1	44	-	55	646	7.9
Boyd	66-13	1362	205-495	.414	55-115	.478	16	73	89	161	134-0	43	-	4	465	7.0
Bristow	72-3	1101	163-393	.415	121-153	.791	111	143	254	99	101-0	25	-	2	447	6.2
Lee	71-35	2279	164-391	.419	87-138	.630	264	423	687	97	260-9	29	-	16	415	5.8
Smith	54-0	538	131-321	.408	21-21	1.000	14	16	30	47	45-0	20	-	3	283	5.2
Norman	12-0	72	23-44	.523	2-3	.667	3	9	12	4	9-0	3	-	1	48	4.0
Durrett	27-0	270	35-88	.398	20-32	.625	21	41	62	10	42-0	4	-	4	90	3.3
Tschogl	39-14	623	53-148	.358	13-22	.591	52	59	111	30	80-2	25	-	25	119	3.1
Wesley	4-0	33	5-9	.556	2-4	.500	4	4	8	1	8-0	0	-	0	12	3.0
Catchings	37-0	528	41-74	.554	16-25	.640	49	104	153	21	82-1	10	-	60	98	2.6
Warbington	5-0	70	4-21	.190	2-2	1.000	2	6	8	16	16-0	0	-	0	10	2.0
<b>76ERS</b>	<b>82</b>	<b>19805</b>	<b>3325-7476</b>	<b>.445</b>	<b>1530-2043</b>	<b>.749</b>	<b>1200</b>	<b>2706</b>	<b>3906</b>	<b>1709</b>	<b>1974-34</b>	<b>576</b>	<b>1593</b>	<b>263</b>	<b>8180</b>	<b>99.8</b>
<b>OPPONENTS</b>	<b>82</b>	<b>19805</b>	<b>3445-7466</b>	<b>.461</b>	<b>1541-1979</b>	<b>.779</b>	<b>1167</b>	<b>2748</b>	<b>3915</b>	<b>1959</b>	<b>2036-26</b>	<b>742</b>	<b>1577</b>	<b>343</b>	<b>8431</b>	<b>102.8</b>

### 1974-75 GAME-BY-GAME RESULTS

DATE	W/L	76ERS	OPP	TEAM	DATE	W/L	76ERS	OPP	TEAM
10/18	W	112	99	New Orleans	01/21	W	101	95	at Phoenix
10/19	W	99	86	at New York (NBA)	01/23	L	100	108	at Golden State
10/22	L	92	125	at Atlanta	01/24	L	97	119	at Portland
10/24	W	102	89	at New Orleans	01/26	W	103	97	at Los Angeles
10/25	L	86	110	at Houston	01/29	W	98	92	New York (NBA)
10/30	L	99	104	Phoenix	01/31	L	97	101	Milwaukee
11/01	L	98	114	at Boston	02/02	W	90	77	Houston
11/02	L	94	100	Detroit	02/03	L	87	100	at Kansas City
11/06	W	105	90	Chicago	02/04	W	111	105	* at Buffalo
11/08	W	105	89	Portland	02/05	L	110	113	** Los Angeles
11/10	L	95	109	at Seattle	02/07	W	98	95	at Boston
11/13	L	100	105	at Phoenix	02/09	W	109	97	Chicago
11/15	L	99	105	at Los Angeles	02/12	L	102	105	Cleveland
11/16	W	106	102	at Golden State	02/14	W	103	101	Detroit
11/20	L	95	105	New York (NBA)	02/15	L	101	108	Golden State
11/21	L	95	99	at Buffalo	02/18	L	85	103	at New Orleans
11/23	W	98	96	Boston	02/21	L	85	103	at Houston
11/26	L	99	103	Buffalo	02/23	W	114	100	at Seattle
11/28	L	103	110	at Cleveland	02/25	L	77	99	at Portland
11/29	L	119	121	* Seattle	02/28	W	112	111	Seattle
12/01	L	112	117	at Milwaukee	03/01	W	100	94	at New York (NBA)
12/04	W	109	105	Kansas City-Omaha	03/02	W	91	87	New York (NBA)
12/06	L	88	96	New York (NBA)	03/05	L	107	116	Boston
12/07	W	116	112	Buffalo	03/08	L	92	113	Washington
12/10	L	91	101	at Buffalo	03/09	W	113	100	at Washington
12/11	W	103	96	Houston	03/12	W	91	88	Portland
12/13	W	93	89	* Milwaukee	03/14	W	108	97	Phoenix
12/14	L	93	100	at Detroit	03/15	W	96	88	at Cleveland
12/17	W	113	109	at Boston	03/18	L	96	111	at Chicago
12/18	L	99	131	Boston	03/19	L	115	126	New Orleans
12/20	L	93	94	Golden State	03/21	W	114	103	Atlanta
12/21	L	101	117	at Washington	03/22	L	100	104	at Atlanta
12/23	W	100	88	Atlanta	03/25	L	103	118	at Buffalo
12/25	W	104	97	at New York (NBA)	03/26	L	98	128	New York (NBA)
12/26	L	91	92	at Chicago	03/28	L			



# Year-By-Year



## 1975-76 SEASON STATISTICS

RECORD: 46-36 (.561) HOME: 34-7 AWAY: 12-29 3RD ATLANTIC DIVISION

PLAYER	G-GS	MIN	FG-FGA	PCT	FT-FTA	PCT	OFF	DEF	TOT	AST	PF-DQ	STL	TO	BLK	PTS	AVG
McGinnis	77-77	2946	647-1552	.417	475-642	.740	260	707	967	359	334-13	198	-	41	1769	23.0
Collins	77-77	2995	614-1196	.513	372-445	.836	126	181	307	191	249-2	110	-	24	1600	20.8
Carter	82-81	2992	665-1594	.417	219-312	.702	113	186	299	372	286-5	137	-	13	1549	18.9
Mix	81-63	3039	421-844	.499	287-351	.818	215	447	662	216	288-6	158	-	29	1129	13.9
Cunningham	20-20	640	103-251	.410	68-88	.773	29	118	147	107	57-1	24	-	10	274	13.7
Free	71-5	1121	239-533	.448	112-186	.602	64	61	125	104	107-0	37	-	6	590	8.3
Bryant	75-3	1203	233-552	.422	92-147	.626	97	181	278	61	165-0	44	-	23	558	7.4
Norman	65-1	818	183-422	.434	20-24	.833	51	50	101	66	87-1	28	-	7	386	5.9
Ellis	29-13	489	61-132	.462	17-28	.607	47	75	122	21	62-0	16	-	9	139	4.8
Lee	79-0	1421	123-282	.436	67-95	.663	164	289	453	59	188-0	23	-	27	309	3.9
Catchings	75-68	1731	103-242	.426	58-96	.604	191	329	520	63	262-6	21	-	164	264	3.5
Jones	16-1	157	19-38	.500	9-13	.692	0	9	9	31	25-0	4	-	0	47	2.9
Dawkins	37-1	165	41-82	.500	8-24	.333	15	34	49	3	40-1	2	-	9	90	2.4
Baskerville	21-0	105	8-26	.308	10-16	.625	13	15	28	3	32-0	6	-	5	26	1.2
Boyd	6-0	33	2-6	.333	1-2	.500	0	2	2	2	5-0	1	-	0	5	0.8
<b>76ERS</b>	<b>82</b>	<b>19855</b>	<b>3462-7752</b>	<b>.447</b>	<b>1811-2469</b>	<b>.733</b>	<b>1385</b>	<b>2684</b>	<b>4069</b>	<b>1658</b>	<b>2187-35</b>	<b>809</b>	<b>1707</b>	<b>367</b>	<b>8735</b>	<b>106.5</b>
<b>OPPONENTS</b>	<b>82</b>	<b>19855</b>	<b>3467-7737</b>	<b>.448</b>	<b>1780-2334</b>	<b>.763</b>	<b>1435</b>	<b>2717</b>	<b>4152</b>	<b>1849</b>	<b>2151-37</b>	<b>730</b>	<b>1781</b>	<b>342</b>	<b>8714</b>	<b>106.3</b>

### 1975-76 GAME-BY-GAME RESULTS

DATE	WL	76ERS	OPP	TEAM
10/24	W	110	103	at Chicago
10/27	W	117	104	Los Angeles
10/31	L	87	92	Buffalo
11/01	L	98	110	at New York (NBA)
11/04	W	121	114	at Buffalo
11/05	W	115	82	Chicago
11/07	W	103	99	Phoenix
11/11	L	81	108	at Milwaukee
11/12	L	84	107	Milwaukee
11/14	W	119	109	at Boston
11/15	W	110	109	*** Washington
11/19	W	113	103	Kansas City
11/21	W	131	111	Portland
11/23	L	111	115	at Atlanta
11/25	W	109	108	Golden State
11/28	W	113	94	Seattle
11/29	L	98	99	at Houston
11/30	W	113	96	at New Orleans
12/03	W	102	94	New Orleans
12/05	W	99	97	New York (NBA)
12/06	W	98	84	at Kansas City
12/09	W	100	85	Cleveland
12/11	W	110	106	at Phoenix
12/12	L	102	114	at Los Angeles
12/14	L	105	114	at Seattle
12/16	W	105	98	at Portland
12/19	W	115	114	* at Detroit
12/20	L	97	111	Boston
12/25	L	103	111	at New York (NBA)
12/26	W	96	95	Buffalo
12/27	L	105	130	at Buffalo
12/30	W	114	108	Detroit
01/02	W	112	101	Cleveland
01/03	L	104	119	at Washington
01/07	W	112	102	Milwaukee
01/08	L	105	115	at Cleveland
01/09	W	109	106	Los Angeles
01/11	W	118	107	Boston
01/14	W	100	95	New Orleans
01/16	L	110	118	at Boston
01/17	L	103	105	at Washington
01/20	W	111	108	at Milwaukee
01/23	L	92	104	at New York (NBA)
01/24	W	130	116	Atlanta

DATE	WL	76ERS	OPP	TEAM
01/25	W	112	109	at Atlanta
01/27	L	116	127	at Houston
01/29	L	114	123	at Golden State
01/31	L	105	119	at Phoenix
02/01	L	82	103	at Los Angeles
02/06	L	87	92	Cleveland
02/08	W	100	97	Buffalo
02/10	W	85	84	at Chicago
02/11	W	118	106	Portland
02/13	W	134	109	Houston
02/14	L	97	101	* at New York (NBA)
02/15	L	82	88	New York (NBA)
02/17	L	107	125	at Kansas City
02/20	L	92	111	at Seattle
02/22	L	93	94	at Golden State
02/24	W	106	102	at Portland
02/27	L	114	121	Golden State
02/29	W	130	115	Seattle
03/02	L	111	128	at Washington
03/03	W	123	110	Boston
03/05	W	123	112	Detroit
03/06	L	99	105	at Buffalo
03/10	W	125	108	Phoenix
03/12	W	109	107	Atlanta
03/17	W	108	101	Chicago
03/18	L	104	110	at Cleveland
03/20	L	96	103	* Boston
03/21	L	100	108	at Boston
03/24	W	118	100	New York (NBA)
03/27	L	95	109	at Houston
03/28	L	107	110	at New Orleans
03/31	W	107	103	Buffalo
04/02	W	96	94	Washington
04/04	L	97	101	at Detroit
04/05	W	130	129	* Houston
04/07	W	102	99	New Orleans
04/09	W	112	108	Kansas City
04/10	L	109	123	at Atlanta

\* denotes overtime  
\*\*\* denotes triple-overtime

# Year-By-Year



## 1976-77 SEASON STATISTICS

RECORD: 50-32 (.610) HOME: 32-9 AWAY: 18-23 1ST ATLANTIC DIVISION

PLAYER	G-GS	MIN	FG-FGA	PCT	FT-FTA	PCT	OFF	DEF	TOT	AST	PF-DQ	STL	TO	BLK	PTS	AVG
Erving	82-77	2940	685-1373	.499	400-515	.777	192	503	695	306	251-1	159	-	113	1770	21.6
McGinnis	79-78	2769	659-1439	.458	372-546	.681	324	587	911	302	299-4	163	-	37	1690	21.4
Collins	58-47	2037	426-823	.518	210-250	.840	64	131	195	271	174-2	70	-	15	1062	18.3
Free	78-37	2253	467-1022	.457	334-464	.720	97	140	237	266	207-2	75	-	25	1268	16.3
Mix	75-9	1958	288-551	.523	215-263	.817	127	249	376	152	167-0	90	-	20	791	10.5
Bibby	81-80	2639	302-702	.430	221-282	.784	86	187	273	356	200-2	108	-	5	825	10.2
Carter	14-0	237	43-101	.426	10-19	.526	10	14	24	21	29-0	11	-	2	96	6.9
Jones	82-57	2023	215-424	.507	64-116	.552	190	476	666	92	301-3	43	-	200	494	6.0
Dawkins	59-0	684	135-215	.628	40-79	.506	59	171	230	24	129-1	12	-	49	310	5.3
Dunleavy	32-0	359	60-145	.414	34-45	.756	10	24	34	56	64-1	13	-	2	154	4.8
Bryant	61-0	612	107-240	.446	53-70	.757	45	72	117	48	84-1	36	-	13	267	4.4
Barnett	16-0	231	28-64	.438	10-18	.556	7	7	14	23	28-0	4	-	0	66	4.1
Catchings	53-25	864	62-123	.504	33-47	.702	64	170	234	30	130-1	23	-	78	157	3.0
Furlow	32-0	174	34-100	.340	16-18	.889	18	21	39	19	11-0	7	-	2	84	2.6
<b>76ERS</b>	<b>82</b>	<b>19780</b>	<b>3511-7322</b>	<b>.480</b>	<b>2012-2732</b>	<b>.736</b>	<b>1293</b>	<b>2752</b>	<b>4045</b>	<b>1966</b>	<b>2074-18</b>	<b>814</b>	<b>1915</b>	<b>561</b>	<b>9034</b>	<b>110.2</b>
<b>OPPONENTS</b>	<b>82</b>	<b>19780</b>	<b>3575-7920</b>	<b>.451</b>	<b>1561-2074</b>	<b>.753</b>	<b>1416</b>	<b>2448</b>	<b>3864</b>	<b>2012</b>	<b>2232-44</b>	<b>823</b>	<b>1769</b>	<b>371</b>	<b>8711</b>	<b>106.2</b>

### 1976-77 GAME-BY-GAME RESULTS

DATE	WL	76ERS	OPP	TEAM
10/22	L	118	121	San Antonio
10/23	L	105	108	at Buffalo
10/26	W	111	101	at New Orleans
10/27	W	116	94	at Houston
10/30	W	104	80	New York Nets
11/04	W	101	96	at Golden State
11/05	L	104	146	at Portland
11/07	L	91	98	at Seattle
11/10	W	103	88	Chicago
11/12	W	143	104	Washington
11/13	W	114	109	at Washington
11/17	L	117	123	Indiana
11/19	W	100	95	New Orleans
11/20	W	123	106	at Atlanta
11/23	W	116	102	Boston
11/24	L	117	118	at Detroit
11/26	W	114	103	New York Knicks
11/27	L	104	111	at Cleveland
11/28	L	89	101	at Kansas City
12/01	W	114	102	Denver
12/03	L	112	121	Seattle
12/08	W	123	102	Buffalo
12/11	W	108	107	Portland
12/12	W	107	102	at Milwaukee
12/14	L	88	101	at Chicago
12/15	W	97	87	Phoenix
12/17	L	114	117	Golden State
12/18	W	97	93	at Indiana
12/21	L	94	108	at Denver
12/25	W	105	104	at New York Knicks
12/28	L	116	127	at San Antonio
12/29	L	91	93	at Houston
01/02	W	139	110	at New York Nets
01/05	W	117	94	Los Angeles
01/07	W	116	96	Cleveland
01/08	L	106	111	at Milwaukee
01/11	W	117	115	at Kansas City
01/12	W	102	97	Houston
01/14	W	111	106	Kansas City
01/16	W	97	76	New Orleans
01/19	W	114	94	Atlanta
01/22	W	109	94	Boston
01/23	W	91	83	at Boston
01/27	L	94	111	at Phoenix

\* denotes overtime  
\*\* denotes double-overtime







# Year-By-Year



## 1977-78 SEASON STATISTICS

<b>RECORD:</b> 55-27 (.671)	<b>HOME:</b> 37-4	<b>AWAY:</b> 18-23	<b>1ST ATLANTIC DIVISION</b>																		
PLAYER	G-GS	MIN	FG-FGA	PCT	FT-FTA	PCT	OFF	DEF	TOT	AST	PF-DQ	STL	TO	BLK	PTS	AVG					
Erving	74-68	2429	611-1217	.502	306-362	.845	179	302	481	279	207-0	135	238	97	1528	20.6					
McGinnis	78-76	2533	588-1270	.463	411-574	.716	282	528	810	294	287-6	137	312	27	1587	20.3					
Collins	79-77	2770	643-1223	.526	267-329	.812	87	143	230	320	228-2	128	250	25	1553	19.7					
Free	76-5	2050	390-857	.455	411-562	.731	92	120	212	306	199-0	68	200	41	1191	15.7					
Dawkins	70-11	1722	332-577	.575	156-220	.709	117	438	555	85	268-5	34	123	125	820	11.7					
Mix	82-20	1819	291-560	.520	175-220	.795	96	201	297	174	158-1	87	131	3	757	9.2					
Bibby	82-82	2518	286-659	.434	171-219	.781	62	189	251	464	207-0	91	153	6	743	9.1					
Bryant	81-0	1236	190-436	.436	111-144	.771	103	177	280	129	185-1	56	115	24	491	6.1					
Jones	80-69	1636	169-359	.471	96-153	.627	165	405	570	92	281-4	26	128	127	434	5.4					
McClain	29-0	293	42-96	.438	7-10	.700	9	28	37	34	36-0	16	22	4	91	3.1					
Catchings	61-2	748	70-178	.393	34-55	.618	105	145	250	34	124-1	20	44	67	174	2.9					
Mosley	6-0	21	5-13	.385	3-7	.429	0	5	5	2	5-0	0	5	0	13	2.2					
Dunleavy	4-0	17	3-7	.429	2-2	1.000	0	1	1	6	0-0	1	3	0	8	2.0					
Washington	14-0	38	8-19	.421	3-6	.500	2	12	14	1	3-0	1	10	2	19	1.4					
<b>76ERS</b>	<b>82</b>	<b>19830</b>	<b>3628-7471</b>	<b>.486</b>	<b>2153-2863</b>	<b>.752</b>	<b>1299</b>	<b>2694</b>	<b>3993</b>	<b>2220</b>	<b>2188-20</b>	<b>800</b>	<b>1752</b>	<b>548</b>	<b>9409</b>	<b>114.7</b>					
<b>OPPONENTS</b>	<b>82</b>	<b>19830</b>	<b>3592-7788</b>	<b>.461</b>	<b>1803-2435</b>	<b>.740</b>	<b>1363</b>	<b>2473</b>	<b>3836</b>	<b>2095</b>	<b>2287-50</b>	<b>823</b>	<b>1708</b>	<b>346</b>	<b>8987</b>	<b>109.6</b>					

### 1977-78 GAME-BY-GAME RESULTS

DATE	WL	76ERS	OPP	TEAM
10/19	W	113	96	Detroit
10/22	L	103	104 *	New Orleans
10/25	W	112	104	Kansas City
10/28	L	94	98	at Portland
10/29	L	110	113	at Golden State
11/02	L	102	103	Chicago
11/04	W	107	104	at New Jersey
11/05	W	132	101	Denver
11/09	W	130	107	New Jersey
11/11	W	127	119	New York
11/12	L	98	116	at Washington
11/15	W	114	93	at Atlanta
11/16	W	101	96	Seattle
11/18	W	121	112	at Boston
11/19	W	111	100	Milwaukee
11/22	W	105	99	Houston
11/23	W	106	105	at Detroit
11/25	W	125	119 *	Golden State
11/26	W	112	107	at Buffalo
11/29	W	129	117	at San Antonio
11/30	W	117	114	at New Orleans
12/03	L	116	120 *	at Houston
12/07	W	122	100	Portland
12/09	W	120	116	San Antonio
12/10	L	108	114 *	at Indiana
12/13	L	117	129	at Milwaukee
12/14	L	99	108	Atlanta
12/16	L	110	115	at Chicago
12/17	W	129	116	Cleveland
12/21	W	125	119	Phoenix
12/25	L	110	113	at New York
12/28	W	129	125 *	Chicago
12/30	W	126	119	Washington
01/04	W	108	93	Cleveland
01/06	W	123	110	Los Angeles
01/08	W	94	91	Boston
01/10	W	95	80	Houston
01/13	W	118	93	Buffalo
01/14	W	136	120	at New Jersey
01/18	W	126	106	at Kansas City
01/19	L	109	117	at Cleveland
01/22	W	99	87	Golden State
01/24	L	102	117	at Los Angeles
01/25	W	128	125	at Seattle
01/27	L	101	110	at Phoenix

DATE	WL	76ERS	OPP	TEAM
01/29	W	118	117	at Denver
02/01	W	104	101	Denver
02/03	W	116	104	Indiana
02/07	L	106	108	at Chicago
02/08	W	117	104	New Orleans
02/10	L	110	116	at Buffalo
02/12	W	109	99	Seattle
02/14	W	119	116	at Indiana
02/15	W	116	113	at Detroit
02/17	W	125	116	San Antonio
02/19	W	120	110	New Jersey
02/21	W	127	114	at Cleveland
02/25	L	115	124	at Denver
02/26	L	97	99	at Seattle
02/28	L	92	113	at Portland
03/01	W	125	119	at Golden State
03/03	L	95	96	at Los Angeles
03/05	W	104	92	at Phoenix
03/08	W	108	97	Atlanta
03/10	W	120	109	Boston
03/12	W	105	103	at Boston
03/15	W	113	93	Los Angeles
03/17	W	123	112	Kansas City
03/18	W	141	127	at New York
03/19	W	125	118	New York
03/22	L	108	120	at Kansas City
03/24	W	131	122	Milwaukee
03/26	W	116	100	Portland
03/29	W	149	118	Buffalo
03/31	L	110	111 *	at Atlanta
04/01	L	112	116	at Houston
04/02	L	107	111	at San Antonio
04/04	L	119	120	at New Orleans
04/05	W	126	115	Detroit
04/07	L	118	127	Indiana
04/08	W	131	114	Washington
04/09	L	113	123	at Washington

\* denotes overtime

# Year-By-Year



## 1978-79 SEASON STATISTICS

<b>RECORD:</b> 47-35 (.573)	<b>HOME:</b> 31-10	<b>AWAY:</b> 16-25	<b>2ND ATLANTIC DIVISION</b>																		
PLAYER	G-GS	MIN	FG-FGA	PCT	FT-FTA	PCT	OFF	DEF	TOT	AST	PF-DQ	STL	TO	BLK	PTS	AVG					
Erving	78-76	2802	715-1455	.491	373-501	.745	198	366	564	357	207-0	133	315	100	1803	23.1					
Collins	47-44	1595	358-717	.499	201-247	.814	36	87	123	191	139-1	52	131	20	917	19.5					
Money	23-0	545	119-217	.548	34-54	.630	15	22	37	82	70-2	13	69	2	272	11.8					
Dawkins	78-12	2035	430-831	.517	158-235	.672	123	508	631	128	295-5	32	197	143	1018	13.1					
Bibby	82-38	2538	368-869	.423	266-335	.794	72	172	244	371	199-0	72	197	7	1002	12.2					
B. Jones	80-78	2304	378-704	.537	209-277	.755	199	332	531	201	245-2	107	165	96	965	12.1					
Mix	74-1	1269	265-493	.538	161-201	.801	109	184	293	121	112-0	57	100	16	691	9.3					
C. Jones	78-75	2171	302-637	.474	121-162	.747	177	570	747	151	303-10	39	156	157	725	9.3					
Cheeks	82-82	2409	292-572	.510	101-140	.721	63	191	254	431	198-2	174	193	12	685	8.4					
Bryant	70-0	1064	205-478	.429	123-170	.724	96	163	259	103	171-1	49	114	9	533	7.6					
Redmond	4-0	23	1-12	.083	0-0	---	0	1	1	1	3-0	0	1	0	2	0.5					
Skinner	22-0	309	36-89	.404	27-32	.844	15	29	44	40	61-2	18	34	1	99	4.5					
Simpson	36-0	452	87-196	.444	28-40	.700	16	19	35	58	27-0	25	47	1	202	5.6					
Catchings	25-4	289	28-68	.412	13-17	.765	30	68	98	18	42-1	8	37	35	69	2.8					
<b>76ERS</b>	<b>82</b>	<b>19805</b>	<b>3584-7338</b>	<b>.488</b>	<b>1815-2411</b>	<b>.753</b>	<b>1149</b>	<b>2712</b>	<b>3861</b>	<b>2253</b>	<b>2072-26</b>	<b>779</b>	<b>1771</b>	<b>599</b>	<b>8983</b>	<b>109.5</b>					
<b>OPPONENTS</b>	<b>82</b>	<b>19805</b>	<b>3542-7626</b>	<b>.464</b>	<b>1747-2331</b>	<b>.749</b>	<b>1252</b>	<b>2506</b>	<b>3758</b>	<b>2094</b>	<b>2128-35</b>	<b>795</b>	<b>1627</b>	<b>353</b>	<b>8831</b>	<b>107.7</b>					

### 1978-79 GAME-BY-GAME RESULTS

DATE	WL	76ERS	OPP	TEAM
10/13	W	110	102	Los Angeles
10/18	L	111	121	Washington
10/20	W	126	117	at Detroit
10/21	W	130	111	New Orleans
10/25	W	118	117	Atlanta
10/28	W	101	99	at Houston
11/01	W	116	115	San Antonio
11/03	W	118	103	Milwaukee
11/08	W	123	117	New Jersey
11/10	W	123	122	at Washington
11/11	W	135	112	Detroit
11/14	L	108	124	at New Jersey
11/15	W	109	103 *	Denver
11/17	W	95	94	Phoenix
11/18	L	116	124	at Atlanta
11/21	L	105	115	Golden State
11/24	W	134	120	San Diego
11/25	L	126	127	at Milwaukee
11/28	L	103	107	at New Orleans
11/29	W	120	114 *	at San Antonio
12/02	L	97	100	Seattle
12/05	L	91	96	at Chicago
12/06	W	114	106	at Kansas City
12/09	L	107	115	at Cleveland
12/13	W	120	100	Kansas City
12/15	W	91	84	Houston
12/17	W	103	96	at Los Angeles
12/19	W	124	113	at San Diego
12/20	L	81	85	at Golden State
12/22	W	103	95	at Seattle
12/25	W	109	94	at New York
12/27	W	122	110	Indiana
12/29	W	113	107	Atlanta
12/30	L	94	100	San Antonio
01/03	W	111	98	Chicago
01/05	L	96	123	at Indiana
01/06	L	139	143 *	Phoenix
01/10	W	123	112	New Orleans
01/12	L	89	100	at New Orleans
01/14	W	112	106	Portland
01/17				



# Year-By-Year



## 1979-80 SEASON STATISTICS

RECORD: 59-23 (.720) HOME: 36-5 AWAY: 23-18 2ND ATLANTIC DIVISION

PLAYER	G-GS	MIN	FG-FGA	PCT	FT-FTA	PCT	OFF	DEF	TOT	AST	PF-DQ	STL	TO	BLK	PTS	AVG
Erving	78-78	2812	838-1614	.519	420-534	.787	215	361	576	355	208-0	170	284	140	2100	26.9
Dawkins	80-80	2541	494-946	.522	190-291	.653	197	496	693	149	328-8	49	230	142	1178	14.7
Collins	36-17	963	191-410	.466	113-124	.911	29	65	94	100	76-0	30	82	7	495	13.8
B. Jones	81-3	2125	398-748	.532	257-329	.781	152	298	450	146	223-3	102	146	118	1053	13.0
Mix	81-5	1543	363-703	.516	207-249	.831	114	176	290	149	114-0	67	132	9	937	11.6
Cheeks	79-79	2623	357-661	.540	180-231	.779	75	199	274	556	197-1	183	216	32	898	11.4
Hollins	27-26	796	130-313	.415	67-87	.770	24	45	69	112	68-0	46	68	9	329	12.2
Bibby	82-8	2035	251-626	.401	226-286	.790	65	143	208	307	161-0	62	147	6	739	9.0
C. Jones	80-80	2771	232-532	.436	124-178	.697	219	731	950	164	298-5	43	218	162	588	7.4
Richardson	52-34	988	159-348	.457	28-45	.622	55	68	123	107	97-0	24	64	15	347	6.7
Money	6-0	82	14-36	.389	2-2	1.000	3	4	7	16	11-0	0	12	1	30	5.0
Spanarkel	40-40	442	72-153	.471	54-65	.831	27	27	54	51	58-0	12	57	6	198	5.0
Toone	23-0	124	23-64	.359	8-10	.800	12	22	34	12	20-0	4	16	5	55	2.4
Skinner	2-0	10	1-2	.500	0-0	---	0	0	0	2	1-0	0	2	0	2	1.0

76ERS 82 19855 3523-7156 .492 1876-2431 .772 1187 2635 3822 2226 1860-17 792 1708 652 8949 109.1  
OPONENTS 82 19855 3444-7561 .455 1640-2145 .765 1318 2352 3670 2089 2100-39 876 1561 388 8603 104.9

3-PT FG: 76ERS 27-125 (.216), Erving 4-20 (.200), Dawkins 0-6 (.000), Collins 0-1 (.000), B. Jones 0-3 (.000), Mix 4-10 (.400), Cheeks 4-9 (.444), Hollins 2-10 (.200), Bibby 11-52 (.212), C. Jones 0-2 (.000), Richardson 1-3 (.333), Spanarkel 0-2 (.000), Toone 1-7 (.143). OPPONENTS 75-277 (.271)

### 1979-80 GAME-BY-GAME RESULTS

DATE	W/L	76ERS	OPP	TEAM
10/12	W	93	92	at Washington
10/13	W	113	105	Houston
10/17	W	113	88	at New Jersey
10/19	W	112	104	Detroit
10/20	W	136	111	at New York
10/24	W	132	110	Indiana
10/26	W	127	116	New York
10/27	W	112	106	at Cleveland
10/31	L	97	102	at Atlanta
11/02	L	81	85	Atlanta
11/03	W	120	114	* at Indiana
11/06	W	118	117	* at Milwaukee
11/07	W	110	102	Kansas City
11/09	L	98	106	at Detroit
11/10	W	95	94	Boston
11/13	L	103	110	at Kansas City
11/16	L	105	106	San Antonio
11/17	L	103	106	* at Chicago
11/20	W	118	114	at San Antonio
11/21	L	94	97	at Houston
11/23	W	113	102	Houston
11/24	W	91	82	New Jersey
11/26	W	113	112	Indiana
11/28	W	120	102	Washington
11/30	W	104	101	San Diego
12/01	W	117	105	Cleveland
12/05	W	132	120	San Antonio
12/08	W	117	96	Phoenix
12/12	W	112	91	Milwaukee
12/14	L	98	103	Atlanta
12/15	L	96	112	at Atlanta
12/18	W	114	102	at Detroit
12/19	L	89	112	at Boston
12/21	W	117	106	Houston
12/22	W	126	113	Boston
12/25	W	95	92	at Washington
12/27	W	118	114	at San Antonio
12/29	L	100	104	at Houston
01/03	W	109	108	at Cleveland
01/08	W	111	108	at New York
01/09	W	108	105	New Jersey
01/11	W	119	106	Washington
01/13	W	126	112	New York

DATE	W/L	76ERS	OPP	TEAM
01/16	W	121	110	Portland
01/18	W	112	105	at New Jersey
01/19	W	111	107	Cleveland
01/23	W	118	93	at Denver
01/25	L	103	124	at Los Angeles
01/27	L	118	125	at Phoenix
01/28	L	101	107	at Utah
01/30	W	121	108	Detroit
01/31	W	110	105	at Houston
02/05	W	109	108	at Indiana
02/06	L	110	129	at Boston
02/08	L	94	109	Seattle
02/10	W	105	104	Los Angeles
02/13	W	107	85	Utah
02/15	W	114	104	at Detroit
02/16	W	100	92	Chicago
02/17	W	115	100	Cleveland
02/21	L	99	104	at San Diego
02/24	W	103	100	at Golden State
02/26	W	98	96	at Portland
02/27	W	101	98	* at Seattle
02/29	W	104	103	Denver
03/02	W	144	99	Golden State
03/05	W	120	113	Indiana
03/07	L	92	111	at Boston
03/09	W	134	118	at San Antonio
03/11	W	102	97	* at Atlanta
03/12	W	105	98	Washington
03/14	L	94	104	at Indiana
03/16	L	109	123	at Cleveland
03/17	W	123	109	Detroit
03/19	L	99	105	San Antonio
03/20	L	113	119	* at Washington
03/21	W	108	99	New Jersey
03/23	W	112	108	New York
03/26	W	84	81	Atlanta
03/27	W	103	101	at New York
03/28	L	92	99	at New Jersey
03/30	W	116	110	Boston

\* denotes overtime  
\*\* denotes double-overtime

# Year-By-Year



## 1980-81 SEASON STATISTICS

RECORD: 62-20 (.756) HOME: 37-4 AWAY: 25-16 1ST ATLANTIC DIVISION (TIED)

PLAYER	G-GS	MIN	FG-FGA	PCT	FT-FTA	PCT	OFF	DEF	TOT	AST	PF-DQ	STL	TO	BLK	PTS	AVG
Erving	82-82	2874	794-1524	.521	422-536	.787	244	413	657	364	233-0	173	266	147	2014	24.6
Dawkins	76-76	2088	423-697	.607	219-304	.720	106	439	545	109	316-9	38	220	112	1065	14.0
B. Jones	81-0	2046	407-755	.539	282-347	.813	142	293	435	226	226-2	95	149	74	1096	13.5
Toney	75-57	1768	399-806	.495	161-226	.712	32	111	143	273	234-5	59	219	10	968	12.9
Collins	12-12	329	62-126	.492	24-29	.828	6	23	29	42	23-0	7	22	4	148	12.3
Mix	72-1	1327	288-575	.501	200-240	.833	105	159	264	114	107-0	59	88	18	776	10.8
Hollins	82-13	2154	327-696	.470	125-171	.731	47	144	191	352	205-2	104	207	18	781	9.5
Cheeks	81-81	2415	310-581	.534	140-178	.787	67	178	245	560	231-1	193	174	39	763	9.4
C. Jones	81-81	2639	218-485	.449	148-193	.767	200	613	813	122	271-2	53	168	134	584	7.2
Richardson	77-1	1313	227-464	.489	84-108	.778	83	93	176	152	102-0	36	110	10	538	7.0
Johnson	40-0	372	87-158	.551	27-31	.871	8	47	55	30	45-0	20	25	2	202	5.1
Cureton	52-6	528	93-205	.454	33-64	.516	51	104	155	25	68-0	20	29	23	219	4.2
Davis	1-0	2	1-1	1.000	0-0	---	0	1	1	0	0-0	0	0	0	2	2.0

76ERS 82 19855 3636-7073 .514 1865-2427 .768 1091 2618 3709 2369 2061-21 857 1702 591 9156 111.7  
OPONENTS 82 19855 3307-7337 .451 1850-2487 .744 1286 2287 3573 2033 2044-32 818 1642 379 8512 103.8

3-PT FG: 76ERS 19-84 (.226), Erving 4-18 (.222), B. Jones 0-3 (.000), Toney 9-29 (.310), Mix 0-3 (.000), Hollins 2-15 (.133), Cheeks 3-8 (.375), Richardson 0-1 (.000), Johnson 1-6 (.167), Cureton 0-1 (.000), OPPONENTS 48-200 (.240)

### 1980-81 GAME-BY-GAME RESULTS

DATE	W/L	76ERS	OPP	TEAM
10/10	L	103	106	Milwaukee
10/11	W	126	120	** at Washington
10/14	L	93	113	at New York
10/15	W	119	111	at New Jersey
10/18	W	117	101	Washington
10/22	W	94	93	at Detroit
10/25	W	113	100	at Atlanta
10/28	W	119	101	at Cleveland
10/29	W	115	102	Chicago
10/31	W	107	96	Atlanta
11/01	W	117	113	* Boston
11/05	W	107	103	Detroit
11/07	W	117	100	Kansas City
11/09	W	136	121	at Milwaukee
11/11	W	121	80	at Chicago
11/12	L	113	125	New York
11/13	W	130	103	at Indiana
11/15	W	115	108	New Jersey
11/18	W	113	99	at New York
11/19	W	110	101	Golden State
11/21	W	97	88	Indiana
11/22	W	108	101	at San Antonio
11/25	W	108	92	at Dallas
11/26	W	101	100	at Houston
11/28	W	116	103	Portland
11/29	W	113	93	Utah
12/02	L	108	112	* at Atlanta
12/03	W	104	98	New York
12/05	W	104	100	Atlanta
12/09	W	96	83	at Cleveland
12/10	W	113	100	Chicago
12/12	W	95	79	Washington
12/14	W	114	107	at New Jersey
12/16	W	109	107	at Indiana
12/17	W	103	79	Cleveland
12/19	W	122	107	New Jersey
12/26	W	113	103	at Kansas City
12/27	L	121	125	at Denver
12/28	L	116	122	at Los Angeles
12/30	L	108	109	at Portland
01/02	W	120	117	* at Seattle
01/03	W	119	105	at Golden State
01/07	W	135	102	San Antonio
01/09	W	107	94	Houston

\* denotes overtime  
\*\* denotes double-overtime







# Year-By-Year



## 1981-82 SEASON STATISTICS

RECORD: 58-24 (.707) HOME: 32-9 AWAY: 26-15 2ND ATLANTIC DIVISION

PLAYER	G-GS	MIN	FG-FGA	PCT	FT-FTA	PCT	OFF	DEF	TOT	AST	PF-DQ	STL	TO	BLK	PTS	AVG
Erving	81-81	2789	780-1428	.546	411-539	.763	220	337	557	319	229-1	161	214	141	1974	24.4
Toney	77-1	1909	511-979	.522	227-306	.742	43	91	134	283	269-5	64	214	17	1274	16.5
B. Jones	76-73	2181	416-737	.564	263-333	.790	109	284	393	189	211-3	99	145	112	1095	14.4
Cheeks	79-79	2498	352-676	.521	171-220	.777	51	197	248	667	247-0	209	184	33	881	11.2
Hollins	81-81	2257	380-797	.477	132-188	.702	35	152	187	316	198-1	103	146	20	894	11.0
Dawkins	48-36	1124	207-367	.564	114-164	.695	68	237	305	55	193-5	19	96	55	528	11.0
Bantom	43-1	979	156-306	.510	67-114	.588	87	139	226	46	133-0	25	64	37	380	8.8
C. Jones	81-47	2446	231-465	.497	179-219	.817	164	544	708	100	301-3	38	155	146	641	7.9
Mix	75-0	1235	202-399	.506	136-172	.791	92	133	225	93	86-0	42	67	17	541	7.2
Cureton	66-8	956	149-306	.487	51-94	.543	90	180	270	32	142-0	31	44	27	349	5.3
Richardson	77-0	1040	140-310	.452	69-88	.784	55	63	118	109	109-0	36	79	9	351	4.6
Edwards	42-3	291	65-150	.433	20-27	.741	10	17	27	45	37-0	16	24	5	150	3.6
Johnson	26-0	50	27-54	.500	6-7	.857	7	15	22	10	28-0	13	3	3	61	2.3

76ERS 82 19855 3616-6974 .518 1846-2471 .747 1031 2389 3420 2264 2183-18 856 1474 622 9119 112.1

OPPONENTS 82 19855 3371-7083 .476 1852-2496 .742 1289 2344 3633 1965 2216-44 702 1615 470 8649 105.5

3-PT FG: 76ERS 41-139 (.295), Erving 3-11 (.273), Toney 25-59 (.424), B. Jones 0-3 (.000), Cheeks 6-22 (.273), Hollins 2-16 (.125), Dawkins 0-2 (.000), Bantom 1-3 (.333), C. Jones 0-3 (.000), Mix 1-4 (.250), Cureton 0-2 (.000), Richardson 2-2 (1.000), Edwards 0-9 (.000), Johnson 1-3 (.333), OPPONENTS 55-212 (.259).

### 1981-82 GAME-BY-GAME RESULTS

DATE	W/L	76ERS	OPP	TEAM
10/30	W	128	104	Cleveland
10/31	W	108	106	at Atlanta
11/03	W	112	99	at Washington
11/04	W	107	99	Indiana
11/06	L	99	106	Atlanta
11/10	W	95	93	at Detroit
11/11	W	117	90	Chicago
11/13	W	105	85	Kansas City
11/14	W	109	102	at New York
11/18	W	102	100	Milwaukee
11/20	W	99	94	at Cleveland
11/21	W	135	106	Houston
11/27	W	124	112 *	at Indiana
11/28	W	116	103	Detroit
12/01	W	107	98	at Atlanta
12/02	L	101	106	San Antonio
12/04	L	103	111	at Boston
12/05	W	114	105	at New Jersey
12/09	W	137	109	Denver
12/11	W	131	113	Cleveland
12/12	W	117	114 *	at Chicago
12/13	L	108	127	at Milwaukee
12/16	L	115	117	New York
12/19	W	123	118 *	Boston
12/22	W	112	105	at New York
12/27	L	96	99	at Phoenix
12/29	W	142	135	at Golden State
12/30	W	102	99	at Seattle
01/01	W	120	105	at Portland
01/02	W	109	107	at Utah
01/05	L	101	124	at Detroit
01/06	W	126	112	Washington
01/08	L	90	96	at Boston
01/09	L	113	120	New Jersey
01/12	W	95	92	at Washington
01/13	L	107	111	Milwaukee
01/15	L	90	96	Atlanta
01/17	L	97	105	at New Jersey
01/20	W	115	110	Portland
01/22	W	112	105	at Indiana
01/23	W	100	87	Seattle
01/26	L	95	103	at San Antonio
01/27	W	99	86	at Dallas
01/28	L	101	109	at Houston

DATE	W/L	76ERS	OPP	TEAM
02/03	W	122	96	Washington
02/05	W	116	112	New Jersey
02/07	W	123	107	Chicago
02/10	W	102	96	Indiana
02/13	W	114	107	at New York
02/14	W	117	105	New York
02/17	W	114	109	Dallas
02/19	W	132	117	Utah
02/21	W	109	102	Phoenix
02/23	W	115	101	at San Diego
02/26	L	114	116 **	at Los Angeles
02/27	L	125	134	at Denver
03/02	L	109	112	at Chicago
03/03	W	125	107	San Diego
03/05	W	89	80	Atlanta
03/07	W	119	113	Los Angeles
03/10	W	134	114	Golden State
03/14	W	128	114	at Kansas City
03/16	L	91	106	at Milwaukee
03/17	W	102	93	Washington
03/19	W	112	95	Indiana
03/21	L	111	123	Boston
03/24	L	106	111	New Jersey
03/25	L	98	100	at Detroit
03/26	W	115	111	at Cleveland
03/28	W	116	98	at Boston
03/30	L	114	116 *	at Milwaukee
03/31	W	99	98	Chicago
04/02	W	135	115	Cleveland
04/04	W	127	106	New York
04/06	W	117	104	at Chicago
04/07	W	116	113	at New Jersey
04/09	L	88	103	at Atlanta
04/11	L	109	110 *	Boston
04/13	W	93	89	at Indiana
04/14	W	119	111	Detroit
04/16	W	100	96	at Washington
04/18	W	110	86	Milwaukee

\* denotes overtime

\*\* denotes double-overtime

# Year-By-Year



## 1982-83 SEASON STATISTICS

RECORD: 65-17 (.793) HOME: 35-6 AWAY: 30-11 1ST ATLANTIC DIVISION

PLAYER	G-GS	MIN	FG-FGA	PCT	FT-FTA	PCT	OFF	DEF	TOT	AST	PF-DQ	STL	TO	BLK	PTS	AVG
Malone	78-78	2922	654-1305	.501	600-788	.761	445	749	1194	101	206-0	89	264	157	1908	24.5
Erving	72-72	2421	605-1170	.517	330-435	.759	173	318	491	263	202-1	112	196	131	1542	21.4
Toney	81-81	2474	626-1250	.501	324-411	.788	42	183	225	365	255-0	80	271	17	1598	19.7
Cheeks	79-79	2465	404-745	.542	181-240	.754	53	156	209	543	182-0	184	179	31	990	12.5
Jones	74-0	1749	250-460	.543	165-208	.793	102	242	344	142	199-4	85	109	91	665	9.0
C. Johnson	32-4	698	91-182	.500	34-58	.586	75	130	205	24	84-1	16	36	29	216	6.8
Richardson	77-1	1755	259-559	.463	71-111	.640	98	149	247	168	164-0	71	99	18	589	7.6
R. Johnson	29-8	549	69-154	.448	22-30	.733	32	58	90	23	82-1	8	35	17	160	5.5
Edwards	81-3	1266	228-483	.472	86-113	.761	23	62	85	221	119-0	81	110	6	542	6.7
Schoene	46-2	702	106-207	.512	21-28	.750	52	102	154	32	118-2	13	46	9	233	5.1
Iavaroni	80-77	1612	163-353	.462	78-113	.690	117	212	329	83	238-0	32	133	44	404	5.1
Cureton	73-3	987	108-258	.419	33-67	.493	84	185	269	43	144-1	37	76	24	249	3.4
McNamara	36-2	182	29-64	.453	20-45	.444	34	42	76	7	42-1	3	36	3	78	2.2
Anderson	13-0	48	8-22	.364	1-3	.333	4	8	12	1	6-0	1	5	0	17	1.3

76ERS 82 19830 3600-7212 .499 1966-2650 .742 1334 2596 3930 2016 2041-11 812 1627 577 9191 112.1

OPPONENTS 82 19830 3442-7470 .461 1624-2253 .721 1325 2263 3588 2089 2246-54 755 1590 511 8562 104.4

3-PT FG: 76ERS 25-109 (.229), Malone 0-1 (.000), Erving 2-7 (.286), Toney 22-76 (.289), Cheeks 1-6 (.167), Jones 0-1 (.000), Richardson 0-6 (.000), Edwards 0-8 (.000), Schoene 0-1 (.000), Iavaroni 0-2 (.000), Anderson 0-1 (.000), OPPONENTS 54-249 (.217)

### 1982-83 GAME-BY-GAME RESULTS

DATE	W/L	76ERS	OPP	TEAM
10/29	W	104	89	at New York
10/30	W	110	99	New Jersey
11/03	W	130	111	San Diego
11/05	W	120	109	at Detroit
11/06	W	119	115 **	Boston
11/10	W	145	108	Chicago
11/12	L	108	117	Indiana
11/13	W	110	100	at New Jersey
11/14	W	102	93	Washington
11/17	W	120	103	Detroit
11/19	W	121	109	Milwaukee
11/23	L	103	106	Portland
11/24	W	121	106	at Indiana
11/26	W	120	102	at Cleveland
11/27	W	126	113	Utah
11/30	L	97	111	at Atlanta
12/02	W	116	108	at Phoenix
12/03	W	127	110	at San Diego
12/05	W	114	104	at Los Angeles
12/08	W	132	85	Atlanta
12/10	L	97	123	at Boston
12/11	W	128	111	Detroit
12/15	W	99	93	Cleveland
12/17	W	109	95	New York
12/18	L	97	100	at Washington
12/21	W	122	105	Boston
12/26	W	124	122	at San Antonio
12/28	W	104	93	at Houston
12/29	W	126	116 *	at Dallas
01/05	W	122	120 *	Los Angeles
01/07	W	106	89	at Washington
01/08	W	125	113	Kansas City
01/11	W	109	99	at Atlanta
01/12	W	122	121	Milwaukee
01/14	W	115	105	at Detroit
01/15	W	114	105	Indiana
01/18	W	98	90	at Cleveland
01/19	W	126	106	Chicago
01/21	W	130	117	Seattle
01/23	L	96	107	at Milwaukee
01/25	W	116	99	at Chicago
01/26	W	113	102	Phoenix
01/28	W	114	99	at Kansas City
01/29	W	126	109	at Utah

DATE	W/L	76ERS	OPP	TEAM
02/01	W	133	124	at Denver
02/03	W	117	111	at Golden State
02/04	L	109	115	at Portland
02/06	W	97	96	at Seattle
02/09	W	106	93	Atlanta
02/10	W	116	110	at Chicago
02/16	W	116	95	Denver
02/18	W	127	98	Houston
02/20	W	104	89	New York
02/23	W	133	101	Dallas
02/25	W	116	111	Chicago
02/27	W	115	104	Golden State
03/01	W	106	94	at New York
03/04	L	110	115	at Boston
03/06	L	106	112	at New Jersey
03/07	W	123	114	Detroit
03/12	W	95	86	at Washington
03/13	W</			



# Year-By-Year



## 1983-84 SEASON STATISTICS

RECORD: 52-30 (.634) HOME: 32-9 AWAY: 20-21 2ND ATLANTIC DIVISION

PLAYER	G-GS	MIN	FG-FGA	PCT	FT-FTA	PCT	OFF	DEF	TOT	AST	PF-DQ	STL	TO	BLK	PTS	AVG
Malone	71-71	2613	532-1101	.483	545-727	.750	352	598	950	96	188-0	71	250	110	1609	22.7
Erving	77-77	2683	678-1324	.512	364-483	.754	190	342	532	309	217-3	141	230	139	1727	22.4
Toney	78-72	2556	593-1125	.527	390-465	.839	57	136	193	373	251-1	70	297	23	1588	20.4
Cheeks	75-75	2494	386-702	.550	170-232	.733	44	161	205	478	196-1	171	182	20	950	12.7
B. Jones	75-0	1761	226-432	.523	167-213	.784	92	231	323	187	199-1	107	101	103	619	8.3
Richardson	69-12	1571	221-473	.467	79-103	.767	62	103	165	155	145-0	49	100	23	521	7.6
Matthews	14-5	292	45-101	.446	9-14	.643	6	17	23	62	32-0	11	30	2	100	7.1
Williams	70-12	1375	193-405	.477	86-133	.647	117	209	326	60	203-3	62	96	103	472	6.7
Johnson	80-10	1721	193-412	.468	69-113	.611	131	267	398	55	205-1	35	95	65	455	5.7
Iavaroni	78-71	1532	149-322	.463	97-131	.740	91	219	310	95	222-1	36	124	55	395	5.1
Edwards	60-0	654	84-221	.380	34-48	.708	12	47	59	90	78-1	31	46	5	202	3.4
Threatt	45-0	464	62-148	.419	23-28	.821	17	23	40	41	65-1	13	33	2	148	3.3
Rautins	28-3	196	21-58	.362	6-10	.600	9	24	33	29	31-0	9	19	2	48	1.7
C. Jones	1-0	3	0-1	.000	1-4	.250	0	0	0	0	1-0	0	0	0	1	1.0
Kuczenski	3-2	40	1-8	.125	1-2	.500	1	5	6	2	7-0	1	5	1	3	1.0

**76ERS** 82 19955 3384-6833 .495 2041-2706 .754 1181 2382 3563 2032 2040-13 807 1628 653 8838 107.8  
**OPPONENTS** 82 19955 3427-7136 .480 1757-2367 .742 1235 2237 3472 2062 2237-42 805 1559 483 8658 105.6  
 3-PT FG: 76ERS 29-107 (.271), Malone 0-4 (.000), Erving 7-21 (.333), Toney 12-38 (.316), Cheeks 8-20 (.400), B. Jones 0-1 (.000), Richardson 0-4 (.000), Matthews 1-7 (.143), Williams 0-1 (.000), Iavaroni 0-2 (.000), Edwards 0-1 (.000), Threatt 1-8 (.125), OPPONENTS 47-207 (.227).

### 1983-84 GAME-BY-GAME RESULTS

DATE	W/L	76ERS	OPP	TEAM
10/28	W	117	114	Washington
10/29	W	124	112 *	at Indiana
11/01	W	99	91	Chicago
11/04	L	94	104	Milwaukee
11/05	W	119	112	at New Jersey
11/09	L	116	120	at Detroit
11/11	W	108	100	Kansas City
11/13	W	124	116 *	San Diego
11/16	W	102	97	New York
11/17	L	94	99	at Atlanta
11/19	W	92	91	Boston
11/22	W	112	108	Detroit
11/23	W	113	105	at San Antonio
11/25	W	115	101	at Houston
11/29	W	98	96	at Indiana
11/30	W	122	110	Atlanta
12/03	L	98	103	at Washington
12/04	W	121	114 *	at Boston
12/07	W	133	128	Denver
12/09	L	93	100	New Jersey
12/11	W	97	87	at Milwaukee
12/14	W	115	93	Milwaukee
12/16	W	115	105	Cleveland
12/21	W	122	121	San Antonio
12/23	W	108	106	at Detroit
12/27	W	112	109	at Kansas City
12/29	L	89	101	at Denver
12/30	L	93	97 *	at Seattle
01/01	W	115	103	at Portland
01/03	L	106	115	at Golden State
01/05	W	103	102 *	at Milwaukee
01/06	W	108	104	New Jersey
01/07	L	98	106	at Cleveland
01/09	L	73	111	at New York
01/11	W	121	99	Washington
01/13	L	104	105	Boston
01/14	W	129	103	Golden State
01/17	W	128	117	Detroit
01/18	W	109	107	at Cleveland
01/20	W	109	106	Cleveland
01/21	L	90	94	at Washington
01/24	L	102	111	at New York
01/25	L	98	102	at Boston
02/01	W	111	103	Indiana

DATE	W/L	76ERS	OPP	TEAM
02/03	L	88	99	Atlanta
02/04	L	97	102	at Atlanta
02/07	L	89	104	at Chicago
02/08	W	118	107	Houston
02/10	L	91	100	Chicago
02/12	W	109	91	at Boston
02/15	L	116	119 **	at Dallas
02/17	W	114	109	New Jersey
02/19	W	101	97	New York
02/21	L	116	119 *	at New Jersey
02/23	L	109	116 *	at Cleveland
02/24	L	114	119	Portland
02/26	L	99	101	Los Angeles
02/29	W	103	97	at Utah
03/01	L	100	112	at Phoenix
03/04	W	127	122	at San Diego
03/07	W	113	105	at Los Angeles
03/09	W	92	84	Seattle
03/11	W	120	97	Utah
03/13	W	121	106	at Indiana
03/14	W	92	91	Milwaukee
03/16	L	102	105	Atlanta
03/17	W	131	112	Phoenix
03/22	W	106	101	at Washington
03/23	W	100	95	Cleveland
03/25	W	119	114 **	Boston
03/27	L	78	97	at Atlanta
03/28	W	109	103	Washington
03/30	W	118	110	Dallas
03/31	W	111	104	at Chicago
04/03	L	115	118	at Detroit
04/05	L	103	113	at Milwaukee
04/06	W	112	106	Indiana
04/08	W	109	108	New York
04/10	L	102	106	at New Jersey
04/11	L	113	126	Detroit
04/14	W	103	100	at New York
04/15	W	129	115	Chicago

\* denotes overtime  
 \*\* denotes double-overtime

# Year-By-Year



## 1984-85 SEASON STATISTICS

RECORD: 58-24 (.707) HOME: 34-7 AWAY: 24-17 2ND ATLANTIC DIVISION

PLAYER	G-GS	MIN	FG-FGA	PCT	FT-FTA	PCT	OFF	DEF	TOT	AST	PF-DQ	STL	TO	BLK	PTS	AVG
Malone	79-79	2957	602-1284	.469	737-904	.815	385	646	1031	130	216-0	67	286	123	1941	24.6
Erving	78-78	2535	610-1236	.494	338-442	.765	172	242	414	233	199-0	135	208	109	1561	20.0
Toney	70-65	2237	450-914	.492	306-355	.862	35	147	177	363	211-1	65	224	24	1245	17.8
Barkley	82-60	2347	427-783	.545	293-400	.733	266	437	703	155	301-5	95	209	80	1148	14.0
Cheeks	78-78	2616	422-741	.570	175-199	.879	54	163	217	497	184-0	169	155	24	1025	13.1
Jones	80-8	1633	207-385	.538	186-216	.861	105	192	297	155	183-2	84	118	50	600	7.5
Richardson	74-20	1531	183-404	.453	76-89	.854	60	95	155	157	143-0	37	78	15	443	6.0
Threatt	82-0	1304	188-416	.452	66-90	.733	21	78	99	175	171-2	80	99	16	446	5.4
G. Johnson	55-3	756	107-263	.407	49-56	.875	48	116	164	38	99-0	31	49	16	264	4.8
C. Johnson	58-0	875	117-235	.498	36-49	.735	92	129	221	33	112-0	15	43	44	270	4.7
Wood	38-1	269	50-134	.373	18-26	.692	3	15	18	45	17-0	8	25	0	122	3.2
Williams	46-8	488	58-148	.392	28-47	.596	38	68	106	11	92-1	26	44	26	144	3.1
Iavaroni	12-10	156	12-31	.387	6-6	1.000	11	18	29	6	14-0	4	16	3	30	2.5
Hayes	11-0	101	10-18	.556	2-4	.500	11	23	34	1	29-0	1	2	4	22	2.0

**76ERS** 82 19805 3443-6992 .492 2316-2883 .803 1301 2364 3665 1999 1971-11 817 1575 534 9261 112.9  
**OPPONENTS** 82 19805 3494-7157 .488 1857-2397 .775 1183 2173 3356 2139 2209-32 753 1534 391 8925 108.8  
 3-PT FG: 76ERS 59-224 (.263), Malone 0-2 (.000), Erving 3-14 (.214), Toney 39-105 (.371), Barkley 1-6 (.167), Cheeks 6-26 (.231), Jones 0-4 (.000), Richardson 1-3 (.333), Threatt 4-22 (.182), G. Johnson 1-10 (.100), C. Johnson 0-1 (.000), Wood 4-30 (.133), Williams 0-1 (.000), OPPONENTS 80-311 (.257).

### 1984-85 GAME-BY-GAME RESULTS

DATE	W/L	76ERS	OPP	TEAM
10/26	W	111	101	Cleveland
10/27	W	111	108	at Atlanta
10/30	W	118	96	at New Jersey
11/02	W	107	103	Dallas
11/07	W	134	113	Indiana
11/09	L	119	130	at Boston
11/14	L	133	137 *	Detroit
11/16	W	101	90	at Detroit
11/17	W	109	100	at Chicago
11/20	L	105	120	Washington
11/21	W	112	107	at Indiana
11/23	W	119	117 *	at Phoenix
11/24	L	110	114	at Denver
11/27	W	93	89	at Washington
11/28	W	122	101	Indiana
11/30	W	126	116	Portland
12/02	W	114	112	New Jersey
12/05	W	112	111	Milwaukee
12/07	W	122	116	L.A. Lakers
12/09	W	110	94	New York
12/11	L	106	110	at New York
12/12	W	110	107	Boston
12/14	W	115	111	at Milwaukee
12/15	W	114	102	at Chicago
12/19	W	123	118	San Antonio
12/21	L	101	104	Milwaukee
12/22	W	107	93	New Jersey
12/25	W	109	108	at Detroit
12/28	W	114	111	at Utah
12/29	W	109	95	at Golden State
01/01	W	111	106	at Portland
01/02	W	118	109	at Seattle
01/05	W	110	106	at Milwaukee
01/07	W	100	99	Phoenix
01/09	W	126	122	Detroit
01/11	W	115	108	Houston
01/13	W	115	104	at Washington
01/15	W	93	82	at New York
01/16	W	122	99	Atlanta
01/20	L	97	113	at Boston
01/22	W	101	100	at Cleveland
01/25	L	104	109	at L.A. Lakers
01/26	W	120	113	at L.A. Clippers
01/28	L	109	111	at Dallas
01/30	W	122	104	Boston

\* denotes overtime  
 \*\* denotes double-overtime

Year-By-Year







# Year-By-Year



## 1985-86 SEASON STATISTICS

RECORD: 54-28 (.659) HOME: 31-10 AWAY: 23-18 2ND ATLANTIC DIVISION

PLAYER	G-GS	MIN	FG-FGA	PCT	FT-FTA	PCT	OFF	DEF	TOT	AST	PF-DQ	STL	TO	BLK	PTS	AVG
Malone	74-74	2706	571-1246	.458	617-784	.787	339	533	872	90	194-0	67	261	71	1759	23.8
Barkley	80-80	2952	595-1041	.572	396-578	.685	354	672	1026	312	333-8	173	350	125	1603	20.0
Erving	74-74	2474	521-1085	.480	289-368	.785	169	201	370	248	196-3	113	214	82	1340	18.1
Cheeks	82-82	3270	490-913	.537	282-335	.842	55	180	235	753	160-0	207	238	27	1266	15.4
McAdoo	29-0	609	116-251	.462	62-81	.765	25	78	103	35	64-0	10	49	18	294	10.1
Threatt	70-27	1754	310-684	.453	75-90	.833	21	100	121	193	157-1	93	102	5	696	9.9
Thompson	23-8	432	70-194	.361	37-43	.860	27	36	63	24	49-1	15	30	17	179	7.8
Catledge	64-7	1092	202-431	.469	90-139	.647	107	165	272	21	127-0	31	69	8	494	7.7
Jones	70-42	1519	189-338	.559	114-145	.786	49	120	169	126	159-0	48	90	50	492	7.0
Wood	29-1	455	57-136	.419	27-34	.794	9	18	27	75	24-0	14	20	0	154	5.3
Green	21-0	232	39-91	.429	14-23	.609	10	25	35	6	27-0	1	18	2	92	4.4
Moss	60-0	852	95-239	.397	54-74	.730	25	65	90	89	106-0	50	61	12	249	4.2
Toney	6-0	84	11-36	.306	3-8	.375	2	3	5	12	8-0	2	7	0	25	4.2
Stokes	31-13	350	56-119	.471	14-21	.667	27	30	57	17	56-0	14	19	11	126	4.1
Johnson	75-2	1069	105-223	.471	51-81	.630	106	149	255	15	129-0	23	38	62	261	3.5
Carter	4-0	36	5-16	.313	5-6	.833	0	1	1	1	8-0	0	1	0	15	3.8
Winters	4-0	17	3-13	.231	0-0	---	1	2	3	0	1-0	1	2	0	6	1.5
Young	2-0	2	0-2	.000	0-0	---	0	0	0	0	0-0	0	0	0	0	0.0
<b>76ERS</b>	<b>82</b>	<b>19905</b>	<b>3435-7058</b>	<b>.487</b>	<b>2130-2810</b>	<b>.758</b>	<b>1326</b>	<b>2378</b>	<b>3704</b>	<b>2017</b>	<b>1798-13</b>	<b>862</b>	<b>1595</b>	<b>490</b>	<b>9051</b>	<b>110.4</b>
<b>OPPONENTS</b>	<b>82</b>	<b>19905</b>	<b>3615-7328</b>	<b>.493</b>	<b>1546-2041</b>	<b>.757</b>	<b>1189</b>	<b>2228</b>	<b>3417</b>	<b>2255</b>	<b>2187-41</b>	<b>802</b>	<b>1520</b>	<b>469</b>	<b>8858</b>	<b>106.6</b>

3-PT FG: 76ERS 51-224 (.228), Malone 0-1 (.000), Barkley 17-75 (.227), Erving 9-32 (.281), Cheeks 4-17 (.235), Threatt 1-24 (.042), Thompson 2-12 (.167), Catledge 0-4 (.000), Jones 0-1 (.000), Wood 13-29 (.448), Moss 5-25 (.200), Toney 0-2 (.000), Stokes 0-1 (.000), Winters 0-1 (.000), OPPONENTS 82-282 (.291).

### 1985-86 GAME-BY-GAME RESULTS

DATE	W/L	76ERS	OPP	TEAM	DATE	W/L	76ERS	OPP	TEAM
10/26	W	99	89	at New York	01/24	W	121	114	at Cleveland
10/29	L	117	119	at Milwaukee	01/26	L	103	105	at Boston
10/30	W	132	126 *	Detroit	01/28	W	106	99	at Seattle
11/01	L	102	105	at New Jersey	01/29	L	86	107	at Utah
11/02	L	113	114 *	at Atlanta	01/31	L	100	134	at L.A. Lakers
11/06	W	105	97	Indiana	02/01	L	121	125	at Golden State
11/08	L	95	107	San Antonio	02/05	W	142	107	New Jersey
11/10	W	105	97	Milwaukee	02/06	W	111	103	at Cleveland
11/13	W	110	106	Chicago	02/12	W	106	98	Chicago
11/16	L	97	118	at Washington	02/13	W	95	92	at New York
11/20	W	117	113	Golden State	02/15	L	133	134 *	at Detroit
11/22	L	103	110	at Boston	02/17	L	106	111	Milwaukee
11/23	L	114	119	Detroit	02/19	W	153	133	Portland
11/26	L	91	98	Boston	02/21	W	97	87	Washington
11/27	W	111	100	at New Jersey	02/23	L	111	117 *	L.A. Lakers
11/29	W	110	100	at Indiana	02/25	W	122	108	at Chicago
11/30	W	115	95	at New York	02/28	W	123	120	at Dallas
12/03	W	127	107	at Detroit	03/01	W	118	107	at Denver
12/04	W	115	110 *	Washington	03/04	L	121	128	at Atlanta
12/06	L	121	123	Denver	03/05	L	114	122 *	Atlanta
12/08	L	100	105	Seattle	03/07	L	95	125	at Milwaukee
12/11	W	125	110	Cleveland	03/09	W	120	102	Indiana
12/12	L	102	106	at Chicago	03/11	W	101	91	at Indiana
12/14	L	103	107	at Atlanta	03/12	W	105	95	New York
12/17	W	102	96	at Indiana	03/14	W	109	100	Cleveland
12/18	W	126	108	Houston	03/16	L	101	118	at Boston
12/20	W	112	105	Utah	03/17	W	118	112 *	at Cleveland
12/21	W	108	102	Boston	03/19	W	118	112	Chicago
12/26	W	117	108	at L.A. Clippers	03/21	W	112	105	Washington
12/28	W	100	98	at Phoenix	03/22	W	123	115	New Jersey
12/30	W	87	84	at Sacramento	03/24	L	93	100	at Washington
01/01	W	121	119 *	at Portland	03/26	W	112	103	Atlanta
01/04	L	100	115	at Houston	03/28	L	94	116	Milwaukee
01/06	W	108	102	at San Antonio	03/30	W	114	113	Dallas
01/08	W	116	114	L.A. Clippers	04/02	W	93	87	New York
01/10	W	113	102	Sacramento	04/04	W	122	102	Cleveland
01/11	W	102	101	at Detroit	04/06	W	95	94	Boston
01/14	W	123	105	at New Jersey	04/08	W	116	112	Detroit
01/15	L	89	123	New Jersey	04/11	W	130	122	Indiana
01/17	W	120	118 *	at Chicago	04/13	L	97	98	at Washington
01/20	W	103	93	New York					
01/22	W	118	111	Phoenix					

\* denotes overtime

# Year-By-Year



## 1986-87 SEASON STATISTICS

RECORD: 45-37 (.549) HOME: 28-13 AWAY: 17-24 2ND ATLANTIC DIVISION

PLAYER	G-GS	MIN	FG-FGA	PCT	FT-FTA	PCT	OFF	DEF	TOT	AST	PF-DQ	STL	TO	BLK	PTS	AVG
Barkley	68-62	2740	557-937	.594	429-564	.761	390	604	994	331	252-5	119	322	104	1564	23.0
Erving	60-60	1918	400-850	.471	191-235	.813	115	149	264	191	137-0	76	158	94	1005	16.8
Cheeks	68-68	2624	415-788	.527	227-292	.777	47	168	215	538	109-0	180	173	15	1061	15.6
Robinson	55-30	1586	338-729	.464	139-184	.755	86	221	307	89	150-1	86	123	30	815	14.8
Hinson	76-58	2489	393-823	.478	273-360	.758	150	338	488	60	281-4	45	149	161	1059	13.9
McCormick	81-79	2817	391-718	.545	251-349	.719	180	431	611	114	270-4	36	153	64	1033	12.8
Toney	52-12	1058	197-437	.451	133-167	.796	16	69	85	188	78-0	18	112	8	549	10.6
Threatt	28-8	668	108-261	.414	42-53	.792	18	39	57	82	76-0	32	47	4	265	9.5
Ruland	5-2	116	19-28	.679	9-12	.750	12	16	28	10	13-0	0	10	4	47	9.4
Wingate	77-9	1612	259-602	.430	149-201	.741	70	86	156	155	169-1	93	128	19	680	8.8
Colter	43-13	849	120-255	.471	49-68	.721	14	52	66	116	61-0	37	38	6	293	6.8
Free	20-2	285	39-123	.317	36-47	.766	5	14	19	30	26-0	5	18	4	116	5.8
Green	19-0	172	25-70	.357	14-19	.737	6	22	28	7	8-0	4	15	2	64	3.4
McNamara	11-1	113	14-30	.467	7-19	.368	17	19	36	2	17-0	1	8	0	35	3.2
Lampley	1-0	16	1-3	.333	1-2	.500	1	4	5	0	0-0	1	1	0	3	3.0
Vranes	58-6	817	59-138	.428	21-45	.467	51	95	146	30	127-0	35	26	25	140	2.4
<b>76ERS</b>	<b>82</b>	<b>19880</b>	<b>3335-6792</b>	<b>.491</b>	<b>1971-2617</b>	<b>.753</b>	<b>1178</b>	<b>2327</b>	<b>3505</b>	<b>1943</b>	<b>1774-15</b>	<b>768</b>	<b>1519</b>	<b>540</b>	<b>8729</b>	<b>106.5</b>
<b>OPPONENTS</b>	<b>82</b>	<b>19880</b>	<b>3537-7204</b>	<b>.491</b>	<b>1552-2049</b>	<b>.757</b>	<b>1214</b>	<b>2202</b>	<b>3416</b>	<b>2202</b>	<b>1982-30</b>	<b>813</b>	<b>1372</b>	<b>446</b>	<b>8745</b>	<b>106.6</b>

3-PT FG: 76ERS 88-340 (.259), Barkley 21-104 (.202), Erving 14-53 (.264), Cheeks 4-17 (.235), Robinson 0-4 (.000), Hinson 0-1 (.000), McCormick 0-4 (.000), Toney 22-67 (.328), Threatt 7-16 (.438), Wingate 13-52 (.250), Colter 4-8 (.500), Free 2-9 (.222), Vranes 1-5 (.200), OPPONENTS 119-416 (.286).

### 1986-87 GAME-BY-GAME RESULTS

DATE	W/L	76ERS	OPP	TEAM	DATE	W/L	76ERS	OPP	TEAM
10/31	W	108	104	Indiana	01/30	W	121	112	Chicago
11/02	L	113	122	Atlanta	01/31	L	105	106	at Washington
11/04	L	121	125 **	at Indiana	02/03	W	99	94	at Indiana
11/05	W	107	101	Milwaukee	02/04	W	121	95	at New Jersey
11/07	W	114	97	San Antonio	02/10	L	99	104	at Chicago
11/09	W	125	119	at Portland	02/11	L	113	123 *	Detroit
11/11	W	121	114	at Seattle	02/14	L	107	125	at Detroit
11/13	L	104	112	at Golden State	02/16	W	111	101	at New York
11/14	L	97	127	at Phoenix	02/18	W	114	103	Golden State
11/16	W	103	90	at L.A. Clippers	02/20	W	123	91	Sacramento
11/19	W	98	94	New York	02/22	L	110	112 *	L.A. Lakers
11/21	L	110	120	Detroit	02/23	L	103	112	at Atlanta
11/23	W	114	104	Houston	02/26	L	94	96	at San Antonio
11/25	W	102	100	Boston	02/27	L	110	123	at Dallas
11/28	W	116	112	Portland	03/01	W	102	97	at Houston
12/03	W	115	110 *	Milwaukee	03/04	L	99	102	New York
12/05	L	106	108	at Boston	03/06	W	123	113	Washington
12/06	W	105	100	New Jersey	03/07	L	102	114	New Jersey
12/10	W	122	112	Indiana	03/10	W	100	91	at Cleveland
12/12	L	90	123	at New Jersey	03/11	W	117	108	



# Year-By-Year



## 1987-88 SEASON STATISTICS

RECORD: 36-46 (.439) HOME: 27-14 AWAY: 9-32 4TH ATLANTIC DIVISION

PLAYER	G-GS	MIN	FG-FGA	PCT	FT-FTA	PCT	OFF	DEF	TOT	AST	PF-DQ	STL	TO	BLK	PTS	AVG
Barkley	80-80	3170	753-1283	.587	714-951	.751	385	566	951	254	278-6	100	304	103	2264	28.3
Robinson	62-51	2110	483-1041	.464	210-293	.717	116	289	405	131	192-4	79	161	39	1178	19.0
Gminski	47-47	1767	290-652	.445	212-226	.938	163	331	494	84	98-0	36	94	85	792	16.9
Cheeks	79-79	2871	428-865	.495	227-275	.825	59	194	253	635	116-0	167	160	22	1086	13.7
Hinson	29-10	845	123-272	.452	89-124	.718	53	116	169	27	90-3	24	63	68	335	11.6
Wingate	61-22	1419	218-545	.400	99-132	.750	44	57	101	119	125-0	47	104	22	545	8.9
Coleman	43-14	841	110-213	.516	76-101	.752	58	119	177	23	120-1	15	55	25	296	6.9
G. Henderson	69-3	1436	189-439	.431	136-168	.810	26	71	97	218	173-0	67	125	5	581	8.4
McCormick	23-17	601	71-138	.514	37-53	.698	49	95	144	26	75-1	14	35	8	179	7.8
Toney	29-15	522	72-171	.421	58-72	.806	8	39	47	108	35-0	11	50	6	211	7.3
King	72-44	1593	211-540	.391	78-103	.757	71	145	216	109	219-4	39	93	18	517	7.2
D. Henderson	22-1	351	47-116	.405	32-47	.681	11	24	35	34	41-0	12	40	5	126	5.7
Welp	10-0	132	18-31	.581	12-18	.667	11	13	24	5	25-0	5	9	5	48	4.8
Askew	14-2	234	22-74	.297	8-11	.727	6	16	22	33	12-0	10	12	6	52	3.7
McNamara	42-18	581	52-133	.391	48-66	.727	66	91	157	18	67-0	4	26	12	152	3.6
Thornton	41-2	508	59-111	.532	29-47	.617	41	58	99	11	80-1	9	27	3	147	3.6
Colter	12-0	152	15-40	.375	7-9	.778	7	11	18	26	20-0	6	11	0	37	3.1
Vranes	57-5	772	53-121	.438	15-35	.429	45	72	117	36	100-0	27	25	33	121	2.1
<b>76ERS</b>	<b>82</b>	<b>19905</b>	<b>3214-6785</b>	<b>.474</b>	<b>2087-2731</b>	<b>.764</b>	<b>1219</b>	<b>2307</b>	<b>3526</b>	<b>1897</b>	<b>1866-20</b>	<b>672</b>	<b>1433</b>	<b>465</b>	<b>8667</b>	<b>105.7</b>
<b>OPPONENTS</b>	<b>82</b>	<b>19905</b>	<b>3501-7063</b>	<b>.496</b>	<b>1640-2163</b>	<b>.758</b>	<b>1109</b>	<b>2225</b>	<b>3334</b>	<b>2217</b>	<b>2118-25</b>	<b>718</b>	<b>1280</b>	<b>441</b>	<b>8785</b>	<b>107.1</b>

3-PT FG: 76ERS 152-471 (.323), Barkley 44-157 (.280), Robinson 2-9 (.222), Cheeks 3-22 (.136), Hinson 0-1 (.000), Wingate 10-40 (.250), Coleman 0-1 (.000), G. Henderson 67-159 (.421), Toney 9-27 (.333), King 17-49 (.347), D. Henderson 0-1 (.000), Thornton 0-2 (.000), Vranes 0-3 (.000), OPPONENTS 143-423 (.338).

### 1987-88 GAME-BY-GAME RESULTS

DATE	W/L	76ERS	OPP	TEAM
11/06	W	108	95	Indiana
11/07	L	94	104	at Chicago
11/13	L	94	113	Detroit
11/14	L	83	104	at Atlanta
11/18	W	113	109	at Detroit
11/20	W	116	85	Boston
11/21	L	88	101	at Cleveland
11/24	W	108	104	Cleveland
11/27	L	103	109	at Golden State
11/28	L	114	115	* at Sacramento
11/30	W	106	100	at Utah
12/02	L	85	88	at L.A. Clippers
12/04	W	118	105	Seattle
12/08	W	109	96	at Chicago
12/09	W	94	86	Portland
12/12	L	121	131	Denver
12/16	W	114	102	San Antonio
12/17	W	106	96	at New York
12/19	W	95	90	Dallas
12/20	L	87	124	at Boston
12/22	L	115	118	Boston
12/23	W	110	106	at New Jersey
12/25	L	100	106	Atlanta
12/28	L	101	117	at Phoenix
12/29	L	115	131	at L.A. Lakers
01/01	L	125	127	at Portland
01/02	L	114	116	at Seattle
01/04	W	122	114	Phoenix
01/06	W	116	93	Utah
01/08	W	117	103	L.A. Clippers
01/09	W	126	110	Cleveland
01/12	L	103	106	at Milwaukee
01/13	W	104	95	New Jersey
01/15	W	119	104	New York
01/16	L	96	110	at New York
01/20	L	98	110	Washington
01/24	L	99	131	at Washington
01/25	L	117	118	* at Washington
01/27	L	109	119	* Chicago
01/29	W	94	89	Indiana
01/31	L	85	100	at Boston
02/03	W	96	84	Golden State

DATE	W/L	76ERS	OPP	TEAM
02/04	L	95	109	at Indiana
02/09	L	110	112	at Atlanta
02/11	W	119	113	* Milwaukee
02/14	L	105	109	at New Jersey
02/15	L	95	102	at Detroit
02/17	L	107	115	Cleveland
02/19	W	115	100	New Jersey
02/21	L	115	120	* at Milwaukee
02/22	L	106	119	at Houston
02/24	L	121	123	* at San Antonio
02/26	L	104	120	at Denver
02/27	L	91	100	at Dallas
02/29	W	102	101	Chicago
03/03	L	93	97	at Chicago
03/04	L	108	110	* at New York
03/06	W	105	100	at Indiana
03/07	L	104	110	L.A. Lakers
03/11	W	124	118	Sacramento
03/13	W	104	96	Washington
03/15	L	90	104	at Atlanta
03/16	W	115	108	New York
03/18	W	129	109	Indiana
03/19	W	94	89	at Washington
03/22	L	90	102	at New Jersey
03/23	L	102	118	Chicago
03/25	W	97	93	at Boston
03/28	W	108	98	Houston
03/30	W	134	109	Milwaukee
04/01	L	93	105	Atlanta
04/05	L	119	136	New York
04/08	L	86	96	Detroit
04/10	L	108	117	Boston
04/11	W	115	102	at Milwaukee
04/13	W	98	97	* Washington
04/15	L	101	103	* Atlanta
04/16	L	92	126	* at Indiana
04/19	W	115	102	Milwaukee
04/21	W	104	101	New Jersey
04/23	L	99	104	at Cleveland
04/24	L	118	128	at Detroit

\* denotes overtime

# Year-By-Year



## 1988-89 SEASON STATISTICS

RECORD: 46-36 (.561) HOME: 30-11 AWAY: 16-25 2ND ATLANTIC DIVISION

PLAYER	G-GS	MIN	FG-FGA	PCT	FT-FTA	PCT	OFF	DEF	TOT	AST	PF-DQ	STL	TO	BLK	PTS	AVG
Barkley	79-79	3088	700-1208	.579	602-799	.753	403	583	986	325	262-3	126	254	67	2037	25.8
Gminski	82-82	2739	556-1166	.477	297-341	.871	213	556	769	138	142-0	46	129	106	1409	17.2
Anderson	82-12	2618	566-1152	.491	196-229	.856	167	239	406	139	166-1	71	126	23	1330	16.2
Robinson	14-13	416	90-187	.481	32-44	.727	19	56	75	32	37-0	17	34	2	212	15.1
Hawkins	79-79	2577	442-971	.455	241-290	.831	51	174	225	239	184-0	120	158	37	1196	15.1
Cheeks	71-70	2298	336-696	.483	151-195	.774	39	144	183	554	114-0	105	116	17	824	11.6
Smith	36-18	695	105-220	.477	65-93	.699	31	55	86	68	100-3	24	44	15	279	7.8
Henderson	65-0	986	144-348	.414	104-127	.819	17	51	68	140	121-1	42	73	3	425	6.5
Brooks	82-6	1372	156-371	.420	61-69	.884	19	75	94	306	116-0	69	65	3	428	5.2
Coleman	58-11	703	117-241	.485	61-77	.792	49	128	177	17	120-0	10	48	18	295	5.1
Jones	42-34	577	81-179	.453	50-67	.746	24	71	95	33	50-0	16	39	13	212	5.0
Wingate	33-6	372	54-115	.470	27-34	.794	12	25	37	73	43-0	9	35	2	137	4.2
Myers	4-0	40	6-12	.500	2-4	.500	3	7	10	2	3-0	3	4	0	14	3.5
Welp	72-0	843	99-222	.446	48-73	.658	59	134	193	29	176-0	23	42	41	246	3.4
Thornton	54-0	449	47-111	.423	32-60	.533	36	56	92	15	87-0	8	23	7	127	2.4
Rowinski	3-0	7	1-2	.500	1-2	.500	1	2	3	0	0-0	0	0	0	3	1.0

**76ERS** 82 19780 3500-7201 .486 1970-2504 .787 1143 2356 3499 2110 1721-8 689 1214 354 9174 111.9  
**OPPONENTS** 82 19780 3658-7296 .501 1565-2023 .774 1149 2412 3561 2281 1984-26 640 1269 445 9051 110.4  
3-PT FG: 76ERS 204-646 (.316), Barkley 35-162 (.216), Gminski 0-6 (.000), Anderson 2-11 (.182), Robinson 0-1 (.000), Hawkins 71-166 (.428), Cheeks 1-13 (.077), Smith 4-16 (.250), Henderson 33-107 (.308), Brooks 55-153 (.359), Jones 0-1 (.000), Wingate 2-6 (.333), Welp 0-1 (.000), Thornton 1-3 (.333), OPPONENTS 170-495 (.343).

### 1988-89 GAME-BY-GAME RESULTS

DATE	W/L	76ERS	OPP	TEAM
11/04	W	129	110	L.A. Clippers
11/05	W	129	115	Boston
11/08	L	109	116	Detroit
11/09	L	103	114	at Milwaukee
11/11	W	107	105	Atlanta
11/15	L	107	120	at Chicago
11/16	W	123	110	Chicago
11/18	W	137	135	New York
11/19	L	122	141	at New York
11/22	W	130	103	at Washington
11/23	W	104	91	Cleveland
11/25	W	123	116	Charlotte
11/26	W	122	114	Indiana
11/28	L	104	109	L.A. Lakers
11/30	W	114	106	Portland
12/01	L	107	109	at Charlotte
12/03	W	107	100	at Indiana
12/07	W	134	109	Denver
12/09	L	107	121	at Boston
12/10	L	100	106	at Detroit
12/13	L	91	109	Milwaukee
12/14	L	96	103	at Atlanta
12/16	W	114	106	at New Jersey
12/17	W	119	107	Utah
12/20	L	102	108	Dallas
12/25	W	125	110	Washington
12/27	L	112	119	at Golden State
12/28	L	123	128	at L.A. Lakers
12/30	L	95	102	at Utah
01/05	L	104	119	at San Antonio
01/07	W	96	95	at Houston
01/09	W	121	103	at Dallas
01/11	W	103	94	New Jersey
01/13	W	114	101	Atlanta
01/15	W	116	109	at Charlotte
01/16	L	122	127	* Charlotte
01/18	W	115	104	Boston
01/20	L	109	117	at Boston
01/21	L	105	107	





# Year-By-Year



## 1989-90 SEASON STATISTICS

RECORD: 53-29 (.646) HOME: 34-7 AWAY: 19-22 1ST ATLANTIC DIVISION

PLAYER	G-GS	MIN	FG-FGA	PCT	FT-FTA	PCT	OFF	DEF	TOT	AST	PF-DQ	STL	TO	BLK	PTS	AVG
Barkley	79-79	3085	706-1177	.600	557-744	.749	361	548	909	307	250-2	148	243	50	1989	25.2
Hawkins	82-82	2856	522-1136	.460	387-436	.888	85	219	304	261	217-2	130	185	28	1515	18.5
Dawkins	81-81	2865	465-950	.489	210-244	.861	48	199	247	601	159-1	121	214	9	1162	14.3
Gminski	81-81	2659	458-1002	.457	193-235	.821	196	491	687	128	136-0	43	98	102	1112	13.7
Anderson	78-3	2089	379-841	.451	165-197	.838	81	214	295	143	143-0	72	78	13	926	11.9
Mahorn	75-66	2271	313-630	.497	183-256	.715	167	401	568	98	251-2	44	104	103	811	10.8
Smith	75-7	1405	261-514	.508	130-186	.699	62	110	172	109	198-2	35	85	20	668	8.9
Vincent	17-5	259	45-105	.429	33-37	.892	13	23	36	8	23-0	10	14	2	124	7.3
Brooks	72-1	979	119-276	.431	50-57	.877	15	49	64	207	105-0	47	38	0	319	4.4
Payne	35-4	216	47-108	.435	16-18	.889	11	15	26	10	37-0	7	20	6	114	3.3
Copeland	23-0	110	31-68	.456	11-14	.786	4	6	10	9	12-0	1	19	1	74	3.2
Nimphius	38-1	314	38-91	.418	14-30	.467	22	39	61	6	45-0	4	12	18	90	2.4
Thornton	56-0	592	48-112	.429	26-51	.510	45	88	133	17	105-1	20	35	12	123	2.2
Gaines	9-0	81	4-12	.333	1-4	.250	1	4	5	26	11-0	4	10	0	10	1.1
Lloyd	2-0	10	1-2	.500	0-0	---	0	0	0	0	3-0	0	4	0	2	1.0
Shouse	3-0	18	0-4	.000	0-0	---	0	0	0	2	2-0	1	2	1	0	0.0

**76ERS** 82 19805 3437-7028 .489 1976-2509 .788 1111 2406 3517 1932 1697-10 687 1209 365 9039 110.2  
**OPPONENTS** 82 19805 3417-7117 .480 1584-2054 .771 1113 2356 3469 2155 1945-16 636 1234 380 8630 105.2  
 3-PT FG: 76ERS 189-543 (.348), Barkley 20-92 (.217), Hawkins 84-200 (.420), Dawkins 22-66 (.333), Gminski 3-17 (.176), Anderson 3-21 (.143), Mahorn 2-9 (.222), Smith 16-36 (.444), Vincent 1-1 (.000), Brooks 31-79 (.392), Payne 4-10 (.400), Copeland 1-5 (.200), Nimphius 0-1 (.000), Thornton 1-3 (.333), Gaines 1-2 (.500), Shouse 0-1 (.000). **OPPONENTS** 212-573 (.370).

### 1989-90 GAME-BY-GAME RESULTS

DATE	W/L	76ERS	OPP	TEAM	DATE	W/L	76ERS	OPP	TEAM
11/04	L	96	102	Milwaukee	01/31	W	112	108	at Indiana
11/08	W	115	91	Miami	02/02	W	119	109	Milwaukee
11/10	L	118	125 *	at Minnesota	02/04	W	105	102	at Milwaukee
11/11	W	104	96	at Milwaukee	02/05	W	114	89	Utah
11/14	L	94	96	at Boston	02/07	L	112	113	Golden State
11/15	W	109	96	Charlotte	02/08	L	99	101	at Orlando
11/17	W	108	101	San Antonio	02/14	W	122	112	New Jersey
11/18	L	103	116	at Orlando	02/16	W	100	96 *	Seattle
11/22	W	113	103	at Miami	02/18	W	110	109	at Portland
11/24	W	121	108	Washington	02/19	L	102	115	at Utah
11/25	W	111	103	at Indiana	02/21	W	96	95	at Golden State
11/29	W	114	84	Cleveland	02/23	L	116	122	at L.A. Lakers
12/01	L	90	107	at Washington	02/24	L	99	126	at Phoenix
12/02	L	92	100	at Atlanta	02/26	W	129	110	Orlando
12/05	L	103	110	at New York	03/01	W	105	100	at New York
12/06	W	121	98	Miami	03/02	L	112	115 *	at Detroit
12/08	W	107	101	Detroit	03/05	W	128	105	L.A. Clippers
12/09	L	105	125	at Chicago	03/07	W	110	93	New York
12/12	L	82	97	at New Jersey	03/09	L	100	104	Portland
12/13	W	112	103	Atlanta	03/11	L	105	107	at Boston
12/15	L	88	95	Dallas	03/13	L	102	119	at Cleveland
12/20	W	118	111	Washington	03/14	W	116	110	L.A. Lakers
12/22	W	89	88	at Boston	03/16	W	119	110	New Jersey
12/23	W	131	104	Chicago	03/17	L	109	114	at Chicago
12/26	L	111	114	at Denver	03/19	W	108	94	at New Jersey
12/27	L	106	110	at Seattle	03/21	W	118	97	Miami
12/29	L	95	105	at Sacramento	03/23	W	115	99	Sacramento
12/30	W	100	95	at L.A. Clippers	03/24	W	114	112 *	at Washington
01/03	L	94	103	at San Antonio	03/28	W	122	104	Boston
01/05	W	104	79	at Dallas	03/30	W	149	131	Denver
01/06	L	119	124 *	at Houston	04/01	W	141	112	Phoenix
01/08	W	120	116	Indiana	04/03	W	133	112	Houston
01/10	W	113	111	New York	04/06	L	104	114	at New York
01/12	L	102	113	Cleveland	04/07	W	112	108	at Atlanta
01/13	W	120	101	at Washington	04/10	L	111	123	Atlanta
01/17	W	112	108	Detroit	04/12	W	110	77	Minnesota
01/19	W	102	95	at Miami	04/14	W	109	102	at Charlotte
01/20	W	108	98	New Jersey	04/18	W	124	113	Indiana
01/23	W	103	88	at Cleveland	04/19	W	107	97	at Detroit
01/24	W	125	103	Orlando	04/22	L	98	118	Boston
01/26	W	120	109	Chicago					
01/27	W	125	101	Washington					

\* denotes overtime

# Year-By-Year



## 1990-91 SEASON STATISTICS

RECORD: 44-38 (.537) HOME: 29-12 AWAY: 15-26 2ND ATLANTIC DIVISION

PLAYER	G-GS	MIN	FG-FGA	PCT	FT-FTA	PCT	OFF	DEF	TOT	AST	PF-DQ	STL	TO	BLK	PTS	AVG
Barkley	67-67	2498	665-1167	.570	475-658	.722	258	422	680	284	173-2	110	210	33	1849	27.6
Hawkins	80-80	3110	590-1251	.472	479-550	.871	48	262	310	299	182-0	178	213	39	1767	22.1
Gilliam	50-50	1695	292-621	.470	164-201	.816	134	230	364	78	120-1	35	110	32	748	15.0
Dawkins	4-4	124	26-41	.634	10-11	.909	0	16	16	28	4-0	3	8	0	63	15.8
Anderson	82-13	2340	512-1055	.485	165-198	.833	103	264	367	115	163-1	65	100	13	1198	14.6
Green	79-75	2248	334-722	.463	117-141	.830	33	104	137	413	130-0	57	108	6	793	10.0
Gminski	30-29	791	109-284	.384	53-63	.841	71	130	201	33	41-0	16	31	34	272	9.1
Mahorn	80-74	2439	261-559	.467	189-240	.788	151	470	621	118	276-6	79	127	56	711	8.9
Turner	70-1	1407	168-383	.439	64-87	.736	36	116	152	311	124-0	63	95	0	412	5.9
Oliver	73-4	800	111-272	.408	52-71	.732	18	62	80	88	76-0	34	50	4	279	3.8
Payne	47-6	444	68-189	.360	26-29	.897	17	49	66	16	43-0	10	21	6	166	3.5
Williams	52-1	508	72-161	.447	37-56	.661	41	70	111	16	92-1	9	40	6	182	3.5
Farmer	2-0	13	2-7	.286	2-2	1.000	2	3	5	0	0-0	0	1	0	6	3.0
Hoppen	11-0	43	6-12	.500	8-12	.667	4	5	9	0	11-0	1	1	0	20	1.8
Elie	3-0	20	2-7	.286	1-2	.500	0	1	1	1	2-0	0	3	0	6	2.0
Bol	82-6	1522	65-164	.396	24-41	.585	66	284	350	20	184-0	16	63	247	155	1.9
Harris	6-0	41	4-16	.250	2-4	.500	0	1	1	0	5-0	1	3	0	10	1.7
Reid	3-0	37	2-14	.143	0-0	---	2	7	9	4	3-0	1	3	3	4	1.3

**76ERS** 82 20080 3289-6925 .475 1868-2366 .790 984 2496 3480 1824 1629-11 678 1230 479 8641 105.4  
**OPPONENTS** 82 20080 3536-7432 .476 1388-1794 .774 1156 2519 3675 2220 1862-23 691 1177 391 8656 105.6  
 3-PT FG: 76ERS 195-618 (.316), Barkley 44-155 (.284), Hawkins 108-270 (.400), Gilliam 0-2 (.000), Dawkins 1-4 (.250), Anderson 9-43 (.209), Green 8-36 (.222), Gminski 1-8 (.125), Mahorn 0-9 (.000), Turner 12-33 (.364), Oliver 5-18 (.278), Payne 4-18 (.222), Williams 1-2 (.500), Farmer 0-1 (.000), Hoppen 0-1 (.000), Elie 1-2 (.500), Bol 1-14 (.071), Harris 0-2 (.000). **OPPONENTS** 196-660 (.297).

### 1990-91 GAME-BY-GAME RESULTS

DATE	W/L	76ERS	OPP	TEAM	DATE	W/L	76ERS	OPP	TEAM
11/02	W	124	116	at Chicago	02/03	L	102	110 **	at Minnesota
11/03	W	112	110 *	New Jersey	02/05	L	98	107	at Detroit
11/07	L	101	104	Dallas	02/06	W	108	100	Washington
11/08	L	111	141	at Milwaukee	02/12	L	106	121	at Portland
11/10	L	88	104	at Cleveland	02/14	L	81	98	at Sacramento
11/13	W	108	100	at Indiana	02/16	L	124	133	at Golden State
11/14	W	112	104	Atlanta	02/17	W	114	104	at L.A. Clippers
11/16	W	115	102 *	Washington	02/19	W	107	104 *	Seattle
11/17	L	79	106	at New York	02/22	W	103	96	at Miami
11/19	W	109	101	Charlotte	02/23	W	103	90	at New Jersey
11/21	W	101	99	Sacramento	02/25	W	92	90	L.A. Lakers
11/23	W	111	105	Cleveland	02/27	W	107	103	Atlanta
11/24	W	124	121	at Atlanta	03/01	W	121	111	Portland
11/27	L	92	98	at New Jersey	03/03	L	92	95	Utah
11/28	W	116	106	Indiana	03/05	L	99	104	at San Antonio
11/30	L	94	96	at Detroit	03/06	W	97	92	at Dallas
12/01	W	116	110	Boston	03/09	L	80	97	at Houston
12/04	W	109	108 *	Milwaukee	03/12	W	133	129 **	at Atlanta
12/07	W	135	126	Denver	03/13	L	94	102	New York
12/11	W	119	114	at Orlando	03/15	W	105	103 *	Miami
12/12	L	100	108	Houston	03/17	L	105	110	at Boston
12/14	W	95	92	Miami	03/18	W	99	91	Orlando
12/18	W	110	99	L.A. Clippers	03/20	W	107	103	Detroit
12/19	L	105	115	at Boston	03/22	W	95	90	Chicago
12/21	W	126	102	at Miami	03/23	L	99	102	at Washington
12/22	W	106	99	Detroit	03/26	L	95	98 *	at New Jersey
12/26									



# Year-By-Year



## 1991-92 SEASON STATISTICS

RECORD: 35-47 (.427) HOME: 23-18 AWAY: 12-29 5TH ATLANTIC DIVISION

PLAYER	G-GS	MIN	FG-FGA	PCT	FT-FTA	PCT	OFF	DEF	TOT	AST	PF-DQ	STL	TO	BLK	PTS	AVG
Barkley	75-75	2881	622-1126	.552	454-653	.695	271	559	830	308	196-2	136	235	44	1730	23.1
Hawkins	81-81	3013	521-1127	.462	403-461	.874	53	218	271	248	174-0	157	189	43	1536	19.0
Gilliam	81-81	2771	512-1001	.511	343-425	.807	234	426	660	118	176-1	51	166	85	1367	16.9
Anderson	82-11	2432	469-1008	.465	143-163	.877	96	182	278	135	128-0	86	109	11	1123	13.7
Dawkins	82-82	2815	394-902	.437	164-186	.882	42	185	227	567	158-0	89	183	5	988	12.0
Shackelford	72-62	1399	205-422	.486	63-95	.663	145	270	415	46	205-3	38	62	51	473	6.6
Wiggins	49-0	569	88-229	.384	35-51	.686	43	51	94	22	67-0	20	25	1	211	4.3
Mayes	21-0	215	28-94	.298	20-30	.667	3	12	15	32	32-0	14	28	1	90	4.3
Williams	50-8	646	75-206	.364	56-88	.636	62	83	145	12	110-1	20	44	20	206	4.1
Ruland	13-5	209	20-38	.526	11-16	.688	16	31	47	5	45-0	7	20	4	51	3.9
Grant	55-0	834	99-217	.456	19-22	.864	13	52	65	199	73-0	37	41	2	224	4.1
Payne	49-3	353	65-145	.448	9-13	.692	13	41	54	17	34-0	16	19	8	144	2.9
Oliver	34-0	279	33-100	.330	15-22	.682	10	20	30	20	33-0	10	24	2	81	2.4
Anasley	8-0	32	5-11	.455	5-6	.833	2	2	4	2	6-0	0	3	0	15	1.9
Bol	71-2	1267	49-128	.383	12-26	.462	54	168	222	22	139-1	11	41	205	110	1.5
Hoppen	11-0	40	2-7	.286	5-10	.500	1	9	10	2	6-0	0	3	0	9	0.8
<b>76ERS</b>	<b>82</b>	<b>19755</b>	<b>3187-6761</b>	<b>.471</b>	<b>1757-2267</b>	<b>.775</b>	<b>1058</b>	<b>2309</b>	<b>3367</b>	<b>1755</b>	<b>1582-8</b>	<b>692</b>	<b>1238</b>	<b>482</b>	<b>8358</b>	<b>101.9</b>
<b>OPPONENTS</b>	<b>82</b>	<b>19755</b>	<b>3449-7145</b>	<b>.483</b>	<b>1375-1772</b>	<b>.776</b>	<b>1171</b>	<b>2365</b>	<b>3536</b>	<b>2226</b>	<b>1766-11</b>	<b>686</b>	<b>1184</b>	<b>454</b>	<b>8462</b>	<b>103.2</b>

3-PT FG: 76ERS 227-680 (.334), Barkley 32-137 (.234), Hawkins 91-229 (.397), Gilliam 0-2 (.000), Anderson 42-127 (.331), Dawkins 36-101 (.356), Shackelford 0-1 (.000), Wiggins 0-1 (.000), Mayes 14-39 (.359), Grant 7-18 (.389), Payne 5-12 (.417), Oliver 0-4 (.000), Bol 0-9 (.000), OPPONENTS 189-615 (.307).

### 1991-92 GAME-BY-GAME RESULTS

DATE	WL	76ERS	OPP	TEAM	DATE	WL	76ERS	OPP	TEAM
11/01	L	90	110	at Chicago	01/28	L	109	110	at Atlanta
11/02	L	115	122	Orlando	01/29	L	90	115	Indiana
11/05	W	107	106	at Washington	01/31	W	112	88	Orlando
11/06	W	107	105	New Jersey	02/01	W	126	110	Boston
11/08	W	126	116	Golden State	02/05	L	108	110	* Cleveland
11/11	W	102	99	Milwaukee	02/11	W	114	102	at Miami
11/13	W	121	100	at Orlando	02/12	L	87	102	New Jersey
11/15	L	97	122	at Boston	02/14	L	99	107	at New Jersey
11/16	W	89	86	at Detroit	02/16	L	83	90	Detroit
11/20	W	114	107	Miami	02/18	W	94	90	at Dallas
11/22	L	92	99	Atlanta	02/20	L	101	110	at Houston
11/23	L	92	100	at New York	02/21	L	90	100	at San Antonio
11/26	L	91	95	Cleveland	02/24	W	108	96	Sacramento
11/27	L	97	107	at Cleveland	02/26	L	89	95	at Orlando
11/29	L	92	95	at Miami	02/27	L	84	136	at Charlotte
11/30	L	91	93	L.A. Lakers	02/29	W	101	92	at Washington
12/03	L	86	88	at New Jersey	03/04	W	107	102	Atlanta
12/06	W	105	102	* Portland	03/06	W	88	86	Dallas
12/07	W	103	100	Chicago	03/08	L	99	103	Chicago
12/11	L	88	98	Denver	03/09	L	99	111	New York
12/13	W	104	95	at Minnesota	03/11	W	111	93	Indiana
12/14	W	104	95	Seattle	03/13	L	104	108	Phoenix
12/18	L	105	107	Utah	03/14	L	105	110	at Milwaukee
12/20	W	127	99	Miami	03/18	L	85	91	at Detroit
12/21	L	97	110	at Milwaukee	03/19	L	116	123	* Charlotte
12/23	L	106	114	Charlotte	03/22	L	100	108	at Indiana
12/26	W	113	110	at Indiana	03/23	W	105	92	San Antonio
12/28	L	95	102	at L.A. Clippers	03/25	L	94	100	at Utah
12/30	L	93	109	at Denver	03/27	L	113	117	at Phoenix
01/02	L	110	114	at Sacramento	03/29	L	88	117	at L.A. Lakers
01/04	W	112	93	at Seattle	03/30	L	106	124	at Golden State
01/05	L	102	115	at Portland	04/01	W	108	91	Miami
01/08	W	114	104	Houston	04/04	W	126	121	at Atlanta
01/10	W	102	90	L.A. Clippers	04/08	L	71	89	Detroit
01/11	L	102	108	at Cleveland	04/10	L	99	115	at New York
01/14	L	80	103	at Chicago	04/12	L	90	94	Milwaukee
01/17	L	95	98	at Boston	04/14	L	94	99	Boston
01/18	W	105	101	at Washington	04/15	L	99	102	at Orlando
01/20	W	99	91	Washington	04/17	W	122	112	at Charlotte
01/22	W	119	109	New York	04/18	W	111	104	Washington
01/24	W	119	86	Minnesota					
01/25	W	115	94	New Jersey					

\* denotes overtime

# Year-By-Year



## 1992-93 SEASON STATISTICS

RECORD: 26-56 (.317) HOME: 15-26 AWAY: 11-30 6TH ATLANTIC DIVISION

PLAYER	G-GS	MIN	FG-FGA	PCT	FT-FTA	PCT	OFF	DEF	TOT	AST	PF-DQ	STL	TO	BLK	PTS	AVG
Hawkins	81-81	2977	551-1172	.470	419-487	.860	91	255	346	317	189-0	137	180	30	1643	20.3
Hornacek	79-78	2860	582-1239	.470	250-289	.865	84	258	342	548	203-2	131	222	21	1511	19.1
Weatherspoon	82-82	2654	494-1053	.469	291-408	.713	179	410	589	147	188-1	85	176	67	1280	15.6
Gilliam	80-26	1742	359-774	.464	274-325	.843	136	336	472	116	123-0	37	157	54	992	12.4
Jordan	4-0	106	18-41	.439	8-17	.471	5	14	19	3	14-0	3	12	5	44	11.0
Perry	81-51	2104	287-613	.468	147-207	.710	154	255	409	126	159-0	40	123	91	731	9.0
Dawkins	74-10	1598	258-590	.437	113-142	.796	33	103	136	339	91-0	80	121	4	655	8.9
Anderson	69-0	1263	225-544	.414	72-89	.809	62	122	184	93	75-0	31	63	5	561	8.1
Payne	13-0	154	38-90	.422	4-4	1.000	4	20	24	18	15-0	5	7	2	84	6.5
Wilkins	26-0	192	55-97	.567	48-78	.615	14	26	40	2	34-1	7	17	1	158	6.1
Lang	73-59	1861	149-351	.425	87-114	.763	136	300	436	79	261-4	46	89	141	386	5.3
Shackelford	48-0	568	80-164	.488	31-49	.633	65	140	205	26	92-1	13	36	25	191	4.0
Grant	72-0	996	77-220	.350	20-31	.645	24	43	67	206	73-0	43	54	1	194	2.7
Bol	58-23	855	52-127	.409	12-19	.632	44	149	193	18	87-0	14	50	119	126	2.2
<b>76ERS</b>	<b>82</b>	<b>19930</b>	<b>3225-7075</b>	<b>.456</b>	<b>1776-2259</b>	<b>.786</b>	<b>1031</b>	<b>2431</b>	<b>3462</b>	<b>2038</b>	<b>1604-9</b>	<b>672</b>	<b>1362</b>	<b>566</b>	<b>8556</b>	<b>104.3</b>
<b>OPPONENTS</b>	<b>82</b>	<b>19930</b>	<b>3666-7548</b>	<b>.486</b>	<b>1417-1878</b>	<b>.755</b>	<b>1258</b>	<b>2634</b>	<b>3892</b>	<b>2406</b>	<b>1790-13</b>	<b>781</b>	<b>1290</b>	<b>491</b>	<b>9029</b>	<b>110.1</b>

3-PT FG: 76ERS 330-941 (.351), Hawkins 122-307 (.397), Hornacek 97-249 (.390), Weatherspoon 1-4 (.250), Gilliam 0-1 (.000), Perry 10-49 (.204), Dawkins 26-84 (.310), Anderson 39-120 (.325), Payne 4-18 (.222), Wilkins 0-2 (.000), Lang 1-5 (.200), Shackelford 0-2 (.000), Grant 20-68 (.294), Bol 10-32 (.313), OPPONENTS 280-782 (.358).

### 1992-93 GAME-BY-GAME RESULTS

DATE	WL	76ERS	OPP	TEAM	DATE	WL	76ERS	OPP	TEAM
11/06	L	111	114	New Jersey	02/08	L	115	120	* New York
11/07	L	85	89	at New York	02/10	L	90	98	Houston
11/11	L	114	120	at Indiana	02/12	L	122	126	at Denver
11/13	W	126	115	at Boston	02/13	W	119	96	at Dallas
11/18	L	110	120	Orlando	02/16	L	111	149	at Houston
11/20	W	129	128	*** Miami	02/18	L	98	103	at San Antonio
11/21	W	104	95	at New Jersey	02/23	L	89	101	at Detroit
11/24	L	119	127	at Charlotte	02/24	L	107	132	Atlanta
11/25	L	105	111	Atlanta	02/26	W	114	111	Milwaukee
11/27	L	111	115	Milwaukee	03/01	L	118	131	at Golden State
11/28	L	109	117	Boston	03/03	L	115	125	at Phoenix
12/02	L	82	98	San Antonio	03/05	L	97	101	* at L.A. Lakers
12/04	L	99	101	Detroit	03/06	L	93	149	at Seattle
12/05	L	88	112	at Detroit	03/08	W	92	83	at Minnesota
12/09	W	115	104	Seattle	03/10	L	100	104	Boston
12/11	L	110	125	L.A. Clippers	03/12	L	95	101	L.A. Lakers
12/12	W	103	96	at Atlanta	03/16	L	98	110	at Cleveland
12/15	L	107	119	at Orlando	03/17	L	89	94	Washington
12/16	L	97	115	Cleveland	03/19	L	87	89	Dallas
12/18	L	98	112	Utah	03/20	L	86	112	at Milwaukee
12/19	W	98	96	at Chicago	03/23	W	88	80	Denver
12/21	W	113	101	Indiana	03/24	L	100	113	Chicago
12/26	L	115	121	* at Portland	03/26	L	84	103	Cleveland
12/27	W	110	106	at L.A. Clippers	03/28	L	100	110	Phoenix
12/30	L	110	119	at Utah	03/30	L	77	91	at New Jersey
01/02	L	98	154	at Sacramento	03/31	L	103	109	at Boston
01/06	W	132	106	New Jersey	04/02	L	91	96	Portland
01/08	W	119	117	at Washington	04/04	W	112	102	Sacramento
01/09	W	104</							





# Year-By-Year



## 1993-94 SEASON STATISTICS

RECORD: 25-57 (.305) HOME: 15-26 AWAY: 10-31 6TH ATLANTIC DIVISION

PLAYER	G-GS	MIN	FG-FGA	PCT	FT-FTA	PCT	OFF	DEF	TOT	AST	PF-DQ	STL	TO	BLK	PTS	AVG
Weatherspoon	82-82	3147	602-1246	.483	298-430	.693	254	578	832	192	152-0	100	195	116	1506	18.4
Hornacek	53-53	1994	325-715	.455	178-204	.873	41	171	212	315	115-0	95	138	10	880	16.6
J. Malone	27-23	903	187-389	.481	76-94	.809	23	61	84	59	46-0	14	28	0	454	16.8
Barros	81-70	2519	412-878	.469	116-145	.800	28	168	196	424	96-0	107	167	5	1075	13.3
Woolridge	74-1	1955	364-773	.471	208-302	.689	103	195	298	139	186-1	41	142	56	937	12.7
Bradley	49-45	1385	201-491	.409	102-168	.607	98	208	306	98	170-3	45	148	147	504	10.3
Perry	80-68	2336	272-625	.435	102-176	.580	117	287	404	94	154-1	60	80	82	719	9.0
Dawkins	72-12	1343	177-423	.418	84-100	.840	28	95	123	263	74-0	63	111	5	475	6.6
M. Malone	55-0	618	102-232	.440	90-117	.769	106	120	226	34	52-0	11	59	17	294	5.3
Austin	14-0	201	29-66	.439	14-23	.609	25	44	69	17	29-0	5	17	10	72	5.1
Leckner	71-36	1163	139-286	.486	84-130	.646	75	207	282	86	190-2	18	86	34	362	5.1
Graham	70-6	889	122-305	.400	92-110	.836	21	65	86	66	54-0	61	65	4	338	4.8
Green	35-0	332	63-182	.346	13-18	.722	10	24	34	16	21-0	18	27	6	149	4.3
Kidd	68-14	884	100-169	.592	47-86	.547	76	157	233	19	129-0	19	44	23	247	3.6
Edwards	3-0	44	2-18	.111	2-5	.400	5	9	14	4	6-0	3	4	1	6	2.0
Curry	10-0	43	3-14	.214	3-4	.750	0	1	1	1	6-0	1	3	0	9	0.9
Bol	4-0	49	3-7	.429	0-0	---	2	4	6	0	8-0	2	0	9	6	1.5
<b>76ERS</b>	<b>82</b>	<b>19805</b>	<b>3103-6819</b>	<b>.455</b>	<b>1509-2112</b>	<b>.714</b>	<b>1012</b>	<b>2394</b>	<b>3406</b>	<b>1827</b>	<b>1488-7</b>	<b>663</b>	<b>1368</b>	<b>525</b>	<b>8033</b>	<b>98.0</b>
<b>OPPONENTS</b>	<b>82</b>	<b>19805</b>	<b>3549-7338</b>	<b>4.14</b>	<b>1297-1744</b>	<b>.744</b>	<b>1202</b>	<b>2607</b>	<b>3809</b>	<b>2357</b>	<b>1729-10</b>	<b>806</b>	<b>1190</b>	<b>385</b>	<b>8658</b>	<b>105.6</b>

3-PT FG: 76ERS 318-942 (.338), Weatherspoon 4-17 (.235), Hornacek 52-166 (.313), J. Malone 4-6 (.667), Barros 135-354 (.381), Woolridge 1-14 (.071), Bradley 0-3 (.000), Perry 73-200 (.365), Dawkins 37-105 (.352), M. Malone 0-1 (.000), Austin 0-1 (.000), Leckner 0-2 (.000), Graham 2-25 (.080), Green 10-41 (.244), Edwards 0-5 (.000), Curry 0-2 (.000), OPPONENTS 263-795 (.331).

### 1993-94 GAME-BY-GAME RESULTS

DATE	WL	76ERS	OPP	TEAM
11/05	W	94	82	Washington
11/06	L	89	114	at Orlando
11/09	L	86	95	at New York
11/10	L	89	91	Boston
11/12	L	93	105	at Washington
11/13	W	98	97	at New Jersey
11/15	L	84	88	Houston
11/17	L	90	92	Atlanta
11/19	W	124	115	Utah
11/21	L	89	103	at Detroit
11/24	W	108	97	at Indiana
11/26	L	88	100	Golden State
11/27	L	79	111	at Atlanta
11/30	L	80	92	Seattle
12/04	L	82	90	San Antonio
12/08	W	95	88	* Chicago
12/10	L	103	109	Sacramento
12/11	W	99	86	at Milwaukee
12/13	L	107	112	at Boston
12/15	W	101	93	Denver
12/17	W	105	94	L.A. Lakers
12/18	L	90	113	at Miami
12/20	W	121	92	Detroit
12/22	L	90	98	Miami
12/27	L	86	96	at L.A. Clippers
12/28	W	107	90	at Golden State
12/30	L	107	119	at Phoenix
01/02	W	96	80	at Denver
01/04	L	84	107	at San Antonio
01/07	W	103	93	at Dallas
01/08	L	93	100	at Houston
01/10	W	99	94	Boston
01/12	W	117	98	L.A. Clippers
01/14	W	104	102	* Indiana
01/15	L	67	110	at Cleveland
01/17	L	91	121	at Chicago
01/19	L	103	115	at Charlotte
01/22	L	112	121	Orlando
01/23	W	99	92	at New York
01/26	W	104	90	Dallas
01/28	L	103	108	Phoenix
01/29	W	94	89	Milwaukee

DATE	WL	76ERS	OPP	TEAM
02/02	L	97	105	Cleveland
02/04	L	95	102	Washington
02/05	W	96	94	at Miami
02/07	W	125	117	Charlotte
02/09	L	79	114	New York
02/15	L	105	133	at Seattle
02/16	L	92	94	* at Sacramento
02/18	L	93	109	at Portland
02/20	L	95	107	at L.A. Lakers
02/21	L	92	119	at Utah
02/23	L	102	106	New Jersey
02/25	L	84	115	Miami
02/26	L	102	118	Atlanta
03/01	L	103	109	Washington
03/03	L	87	95	at Cleveland
03/05	L	83	120	at Miami
03/06	L	99	126	at New Jersey
03/09	L	101	117	Orlando
03/11	L	105	112	at Orlando
03/13	W	114	97	at Washington
03/15	L	87	96	at Minnesota
03/18	L	98	100	Minnesota
03/20	L	101	103	at Milwaukee
03/22	L	91	125	at Charlotte
03/23	L	87	99	Chicago
03/25	L	88	105	Cleveland
03/27	L	122	124	* at Boston
03/29	L	103	106	at Chicago
04/01	L	100	111	Portland
04/03	L	112	135	Boston
04/06	W	115	114	Milwaukee
04/08	W	100	97	New York
04/09	L	122	127	* Charlotte
04/12	W	134	107	at Detroit
04/13	L	87	115	Indiana
04/16	L	94	123	at Atlanta
04/19	L	110	115	New Jersey
04/21	L	82	130	at New York
04/22	L	88	133	at Indiana
04/24	W	110	102	Detroit

\* denotes overtime

# Year-By-Year



## 1994-95 SEASON STATISTICS

RECORD: 24-58 (.293) HOME: 14-27 AWAY: 10-31 6TH ATLANTIC DIVISION

PLAYER	G-GS	MIN	FG-FGA	PCT	FT-FTA	PCT	OFF	DEF	TOT	AST	PF-DQ	STL	TO	BLK	PTS	AVG
Barros	82-82	3318	571-1165	.490	347-386	.899	27	247	274	619	159-1	149	242	4	1686	20.6
Malone	19-19	660	144-284	.507	51-59	.864	11	44	55	29	35-0	15	29	0	350	18.4
Weatherspoon	76-76	2991	543-1238	.439	283-377	.751	144	382	526	215	195-1	115	191	67	1373	18.1
Burton	53-31	1564	243-606	.401	220-267	.824	49	115	164	96	167-3	32	122	19	812	15.3
Wright	79-49	2044	361-776	.465	182-282	.645	191	281	472	48	246-5	37	151	104	904	11.4
Bradley	82-59	2365	315-693	.455	148-232	.638	243	416	659	53	338-18	54	142	274	778	9.5
Grayer	47-25	1098	163-381	.428	58-83	.699	58	91	149	74	80-1	27	56	4	389	8.3
Williams	77-43	1781	206-434	.475	79-107	.738	173	312	485	59	237-4	71	84	40	491	6.4
Graham	50-7	775	95-223	.426	55-73	.753	19	43	62	66	76-0	29	48	6	251	5.0
Gaines	11-8	280	24-51	.471	5-11	.455	1	17	18	33	23-0	8	14	1	55	5.0
Abdelnaby	3-0	30	1-11	.091	0-0	---	3	5	8	0	2-0	0	5	0	2	0.7
Alston	54-1	1032	120-258	.465	59-120	.492	98	121	219	33	107-1	39	53	35	299	4.7
Daniels	6-0	63	9-27	.333	2-2	1.000	2	5	7	4	8-0	2	8	0	23	4.6
Harmon	10-0	158	21-53	.396	3-6	.500	9	14	23	12	12-0	9	7	0	46	4.6
Ford	5-0	98	9-39	.231	1-2	.500	8	12	20	9	5-0	1	8	0	19	3.8
Tyler	55-8	809	72-189	.381	35-50	.700	13	49	62	174	58-0	36	97	2	195	3.5
Jackson	21-1	257	25-68	.368	16-24	.667	18	24	42	19	33-0	9	17	5	70	3.3
Perry	42-1	446	27-78	.346	22-40	.550	38	51	89	12	51-0	10	21	15	76	1.8
Pritchard	5-0	36	0-3	.000	1-4	.250	0	1	1	11	3-0	0	5	0	1	0.2
<b>76ERS</b>	<b>82</b>	<b>19805</b>	<b>2949-6577</b>	<b>.448</b>	<b>1567-2125</b>	<b>.737</b>	<b>1105</b>	<b>2230</b>	<b>3335</b>	<b>1566</b>	<b>1835-34</b>	<b>643</b>	<b>1355</b>	<b>576</b>	<b>7820</b>	<b>95.4</b>
<b>OPPONENTS</b>	<b>82</b>	<b>19805</b>	<b>3100-6663</b>	<b>.465</b>	<b>1569-2057</b>	<b>.763</b>	<b>1143</b>	<b>2317</b>	<b>3460</b>	<b>1992</b>	<b>1859-22</b>	<b>712</b>	<b>1299</b>	<b>422</b>	<b>8236</b>	<b>100.4</b>

3-PT FG: 76ERS 355-936 (.379), Barros 197-425 (.464), Malone 11-28 (.393), Weatherspoon 4-21 (.190), Burton 106-275 (.385), Wright 0-8 (.000), Bradley 0-3 (.000), Grayer 5-15 (.333), Williams 0-7 (.000), Graham 6-28 (.214), Gaines 2-15 (.133), Alston 0-4 (.000), Daniels 3-14 (.214), Harmon 1-1 (.000), Ford 0-9 (.000), Tyler 16-51 (.314), Jackson 4-15 (.267), Perry 0-14 (.000), Pritchard 0-3 (.000), OPPONENTS 467-1287 (.363).

### 1994-95 GAME-BY-GAME RESULTS

DATE	WL	76ERS	OPP	TEAM
11/04	L	86	91	Milwaukee
11/05	L	107	122	at Orlando
11/07	L	83	98	at Chicago
11/09	W	98	97	Washington
11/11	L	100	107	Dallas
11/12	L	103	116	Orlando
11/15	L	98	99	at Detroit
11/16	W	109	96	Miami
11/18	W	97	83	L.A. Clippers
11/22	L	99	102	at Atlanta
11/25	W	109	71	at Minnesota
11/26	L	99	108	Boston
12/02	W	99	96	Sacramento
12/03	W	83	78	at Cleveland
12/05	L	96	101	* New York
12/07	W	111	102	at Miami
12/09	L	88	94	Indiana
12/10	L	103	107	at New York
12/13	W	105	90	Miami
12/14	L	96	99	at Milwaukee
12/16	L	80	84	Cleveland
12/17	L	92	97	Detroit
12/20	L	88	91	Utah
12/22	L	91	103	at Charlotte
12/23	W	85	77	at Boston
12/26	W	101	94	at Portland
12/28	L	102	121	at Seattle
12/30	L	82	85	at Sacramento
01/04	L	122	127	at Phoenix
0				



# Year-By-Year



## 1995-96 SEASON STATISTICS

RECORD: 18-64 (.220) HOME: 11-30 AWAY: 7-34 7TH ATLANTIC DIVISION

PLAYER	G-GS	MIN	FG-FGA	PCT	FT-FTA	PCT	OFF	DEF	TOT	AST	PF-DQ	STL	TO	BLK	PTS	AVG
Stackhouse	72-71	2701	452-1091	.414	387-518	.747	90	175	265	278	179-0	76	252	79	1384	19.2
Weatherspoon	78-75	3096	491-1015	.484	318-426	.746	237	516	753	158	214-3	112	179	108	1300	16.7
Maxwell	75-57	2467	410-1052	.390	251-332	.756	39	190	229	330	182-1	96	215	12	1217	16.2
Ruffin	61-23	1551	263-648	.406	148-182	.813	21	111	132	269	132-0	43	149	2	778	12.8
Coleman	11-11	294	48-118	.407	20-32	.625	13	59	72	31	30-0	4	28	10	123	11.2
Wright	46-32	1136	183-384	.477	117-186	.629	124	175	299	27	125-2	24	81	39	483	10.5
Massenburg	30-8	804	114-236	.483	68-92	.739	75	111	186	12	73-0	15	38	11	296	9.9
Bradley	12-11	334	43-97	.443	19-25	.760	34	72	106	8	42-0	8	31	38	105	8.8
Higgins	44-4	916	134-323	.415	35-37	.946	20	72	92	55	90-1	24	49	11	351	8.0
Graham	8-3	128	17-32	.531	15-17	.882	5	10	15	11	16-0	5	17	0	56	7.0
Pinckney	27-23	679	54-102	.529	42-55	.764	74	102	176	22	55-1	33	23	11	150	5.6
Skiles	10-9	236	20-57	.351	8-10	.800	1	15	16	38	21-0	7	16	0	63	6.3
Malone	25-3	407	63-160	.394	24-26	.923	8	24	32	19	19-0	13	19	0	155	6.2
Alston	73-41	1614	198-387	.512	55-112	.491	127	175	302	61	191-1	56	59	52	432	6.2
Dumas	39-14	739	95-203	.468	49-70	.700	42	57	99	44	79-1	42	49	6	241	6.2
Sutton	30-2	465	65-167	.389	20-27	.741	4	31	35	63	56-0	17	45	2	190	6.3
Walters	33-8	523	49-115	.426	36-46	.783	11	37	48	95	49-0	22	34	4	153	4.6
Grant	11-2	280	18-48	.375	5-6	.833	3	18	21	60	28-0	12	15	2	45	4.1
Wilson	6-0	79	10-20	.500	3-4	.750	7	7	14	4	9-0	3	1	0	23	3.8
Williams	13-1	193	15-29	.517	10-12	.833	13	33	46	5	27-0	6	8	7	40	3.1
Brown	9-1	162	9-16	.563	8-17	.471	14	23	37	3	24-1	3	6	2	26	2.9
Perry	8-0	87	8-18	.444	2-3	.667	6	7	13	2	5-0	2	3	3	19	2.4
Thompson	44-11	773	33-83	.398	19-24	.792	62	137	199	26	125-5	19	37	20	85	1.9
Bennett	8-0	66	4-17	.235	3-4	.750	1	4	5	8	6-0	1	7	1	11	1.4

**76ERS** 82 19730 2796-6418 .436 1662-2263 .734 1031 2161 3192 1629 1777-16 643 1414 420 7746 94.5  
**OPPONENTS** 82 19730 3284-6796 .483 1472-1986 .741 1164 2478 3642 2109 1912-17 723 1288 469 8566 104.5  
 3-PT FG: 76ERS 492-1438 (.342), Stackhouse 93-292 (.318), Weatherspoon 0-2 (.000), Maxwell 146-460 (.317), Ruffin 104-284 (.366), Coleman 7-21 (.333), Massenburg 0-3 (.000), Higgins 48-129 (.372), Graham 7-14 (.500), Skiles 15-34 (.441), Malone 5-16 (.313), Alston 1-3 (.333), Dumas 2-9 (.222), Sutton 40-96 (.417), Walters 19-54 (.352), Grant 4-18 (.222), Williams 0-2 (.000), Perry 1-1 (.000), OPPONENTS 526-1421 (.370).

### 1995-96 GAME-BY-GAME RESULTS

DATE	WL	76ERS	OPP	TEAM	DATE	WL	76ERS	OPP	TEAM
11/03	W	105	103	Washington	02/01	L	104	124	at Miami
11/04	L	108	119	at Charlotte	02/03	L	85	96	Portland
11/07	L	106	109	Sacramento	02/07	W	102	101	Indiana
11/10	W	104	90	Charlotte	02/13	W	104	101	at Milwaukee
11/14	L	107	115	Seattle	02/14	L	83	102	Detroit
11/15	L	95	127	at Washington	02/16	L	84	116	at New York
11/17	L	82	114	Cleveland	02/17	L	82	97	at Cleveland
11/18	L	79	95	at New Jersey	02/20	L	104	123	at Orlando
11/22	L	106	115	Houston	02/21	L	57	66	Miami
11/24	L	78	101	at Detroit	02/23	L	95	102	at Indiana
11/25	L	89	107	Golden State	02/25	L	101	108	at Miami
11/29	L	81	106	at Atlanta	02/27	W	121	115	at Dallas
12/01	L	102	105	at Toronto	02/29	L	95	109	at Houston
12/02	L	85	94	New York	03/02	L	101	115	at San Antonio
12/05	L	91	108	at Indiana	03/04	L	97	110	Orlando
12/06	W	108	87	Dallas	03/06	L	90	103	Minnesota
12/08	L	85	113	at Cleveland	03/08	W	100	92	New York
12/09	L	98	124	Boston	03/10	L	102	104	L.A. Clippers
12/11	L	91	104	Denver	03/12	W	118	110	Toronto
12/13	L	100	111	at Boston	03/13	L	100	110	at Boston
12/17	W	101	99	at Minnesota	03/15	L	102	128	Phoenix
12/20	W	108	104	Utah	03/16	L	88	94	at New York
12/22	L	94	99	Milwaukee	03/18	L	94	98	Chicago
12/23	L	85	98	New Jersey	03/20	L	84	107	at Utah
12/27	L	90	105	at Phoenix	03/22	L	93	107	at L.A. Clippers
12/29	L	97	117	at Sacramento	03/23	L	89	129	at Seattle
12/30	L	100	108	at Denver	03/25	L	71	94	at Portland
01/02	W	90	89	at L.A. Lakers	03/27	W	103	94	Toronto
01/03	L	111	122	at Golden State	03/29	L	95	101	Boston
01/05	L	102	103	* at Vancouver	03/30	L	105	107	at Washington
01/10	L	93	98	Washington	04/03	L	87	102	Indiana
01/12	W	107	80	at New Jersey	04/05	L	87	108	Detroit
01/13	L	93	120	Chicago	04/06	W	100	99	at Atlanta
01/16	L	104	116	at Chicago	04/08	W	82	79	New Jersey
01/17	L	100	111	Milwaukee	04/10	L	76	92	at Detroit
01/19	L	77	82	Atlanta	04/12	L	82	112	at Chicago
01/21	L	88	118	San Antonio	04/14	L	78	94	Charlotte
01/23	L	90	105	at Orlando	04/17	W	90	86	Miami
01/24	L	88	91	Cleveland	04/19	L	92	112	Orlando
01/26	L	88	100	L.A. Lakers	04/21	W	109	105	* at Toronto
01/27	L	105	110	at Charlotte					
01/29	W	103	92	Vancouver					

\* denotes overtime

# Year-By-Year



## 1996-97 SEASON STATISTICS

RECORD: 22-60 (.268) HOME: 11-30 AWAY: 11-30 6TH ATLANTIC DIVISION

PLAYER	G-GS	MIN	FG-FGA	PCT	FT-FTA	PCT	OFF	DEF	TOT	AST	PF-DQ	STL	TO	BLK	PTS	AVG
Iverson	76-74	3045	625-1504	.416	382-544	.702	115	197	312	567	233-5	157	337	24	1787	23.5
Stackhouse	81-81	3166	533-1308	.407	511-667	.766	156	182	338	253	219-2	93	316	63	1679	20.7
Coleman	57-54	2102	364-836	.435	272-365	.745	157	116	573	193	164-1	50	184	75	1032	18.1
Weatherspoon	82-82	2949	398-811	.491	206-279	.738	219	460	679	140	187-0	74	137	86	1003	12.2
MacLean	37-2	733	163-365	.447	64-97	.660	41	99	140	37	71-0	12	47	10	402	10.9
Davis	75-17	1705	251-535	.469	113-168	.673	138	185	323	135	230-7	85	118	31	639	8.5
Walters	59-16	1041	148-325	.455	49-62	.790	21	86	107	113	75-1	28	61	3	402	6.8
Williams	62-52	1317	162-318	.509	38-55	.691	155	242	397	41	206-5	44	50	41	362	5.8
Harris	54-3	813	112-294	.381	33-47	.702	27	44	71	50	45-0	41	34	3	293	5.4
Overton	61-4	634	81-190	.426	45-48	.938	18	50	68	101	44-0	24	39	0	217	3.6
Courtney	4-0	52	6-14	.429	0-0	---	5	4	9	0	8-1	0	1	0	12	3.0
Hendrickson	29-1	301	32-77	.416	18-26	.692	35	57	92	3	32-1	10	14	4	85	2.9
King	7-0	59	7-17	.412	5-5	1.000	4	10	14	5	7-0	4	3	0	20	2.9
Caldwell	27-0	365	30-57	.526	12-33	.364	38	73	111	7	60-1	8	16	7	72	2.7
Cage	82-24	1247	66-141	.468	19-41	.463	112	208	320	43	118-0	48	17	42	151	1.8
Bradtke	36-0	251	25-58	.431	9-13	.692	26	42	68	7	34-0	5	9	5	59	1.6

**76ERS** 82 19780 3003-6850 .438 1776-2450 .725 1267 2355 3622 1695 1733-24 683 1437 394 8215 100.2  
**OPPONENTS** 82 19780 3314-7045 .470 1565-2134 .733 1186 2453 3639 2066 2008-16 822 1278 494 8751 106.7  
 3-PT FG: 76ERS 433-1356 (.319), Iverson 155-455 (.341), Stackhouse 102-342 (.298), Coleman 32-119 (.269), Weatherspoon 1-6 (.167), MacLean 12-38 (.316), Davis 24-93 (.258), Walters 57-148 (.385), Williams 0-2 (.000), Harris 36-99 (.364), Overton 10-40 (.250), Hendrickson 3-12 (.250), King 1-2 (.500), OPPONENTS 558-1529 (.365).

### 1996-97 GAME-BY-GAME RESULTS

DATE	WL	76ERS	OPP	TEAM	DATE	WL	76ERS	OPP	TEAM
11/01	L	103	111	Milwaukee	01/29	W	101	99	Toronto
11/02	L	86	115	at Chicago	01/31	L	99	109	Orlando
11/05	L	81	83	Detroit	02/01	W	109	100	at Milwaukee
11/08	W	115	105	at Boston	02/05	W	113	97	San Antonio
11/09	W	112	95	Phoenix	02/11	L	94	105	at Cleveland
11/12	W	101	97	at New York	02/13	L	92	107	at New York
11/13	L	98	110	at Toronto	02/15	L	99	125	at Miami
11/15	L	89	105	Cleveland	02/16	L	97	112	Denver
11/16	W	91	89	at Miami	02/18	L	83	111	Miami
11/20	L	92	103	Indiana	02/20	W	101	84	L.A. Clippers
11/22	L	76	88	at Washington	02/22	W	97	80	Portland
11/23	W	109	92	New York	02/25	L	93	98	at L.A. Clippers
11/26	L	88	100	L.A. Lakers	02/26	L	104	111	at Phoenix
11/29	W	100	91	Orlando	02/28	W	104	100	at Vancouver
11/30	W	96	90	Vancouver	03/02	L	95	112	at Portland
12/04	L	103	113	at San Antonio	03/04	L	106	107	Washington
12/05	L	102	106	at Dallas	03/06	L	104	117	





# Year-By-Year



## 1997-98 SEASON STATISTICS

RECORD: 31-51 (.378) HOME: 19-22 AWAY: 12-29 7TH ATLANTIC DIVISION

PLAYER	G-GS	MIN	FG-FGA	PCT	FT-FTA	PCT	OFF	DEF	TOT	AST	PF-DQ	STL	TO	BLK	PTS	AVG
Iverson	80-80	3150	649-1407	.461	390-535	.729	86	210	296	494	200-2	176	244	25	1758	22.0
Coleman	59-58	2135	356-867	.411	302-391	.772	149	438	587	145	144-1	46	157	68	1040	17.6
Stackhouse	22-22	748	128-283	.452	81-101	.802	28	48	76	67	56-1	31	74	21	353	16.0
Smith	30-6	699	121-270	.448	67-85	.788	58	75	133	27	94-0	18	52	13	309	10.3
Jackson	48-47	1788	246-535	.460	126-154	.818	69	158	227	223	112-0	41	145	6	657	13.7
Thomas	77-48	1779	306-684	.447	171-231	.740	107	181	288	90	185-2	54	118	17	845	11.0
Ratliff	58-55	1861	249-486	.512	154-218	.706	175	251	426	42	209-6	38	82	203	652	11.2
Weatherpsoon	48-18	1290	141-331	.426	123-174	.707	109	227	336	40	108-1	43	69	52	405	8.4
Shaw	20-2	502	51-139	.367	12-19	.632	17	47	64	88	55-1	14	24	3	121	6.1
Chambers	1-0	10	2-2	1.000	0	2	0	2	0	2	0	2	1	0	6	6.0
Cummings	44-2	656	97-212	.458	39-58	.672	55	93	148	21	102-1	22	17	5	233	5.3
Benjamin	14-0	197	22-41	.537	19-30	.633	18	35	53	3	26-0	4	12	4	63	4.5
McKie	57-31	1341	96-277	.347	22-32	.688	34	129	163	137	117-0	78	52	12	223	3.9
Williams	58-7	801	93-213	.437	51-63	.810	87	124	211	29	132-0	17	30	21	237	4.1
Davis	71-12	906	109-244	.447	64-101	.634	64	94	158	73	95-1	49	91	18	282	4.0
Motross	20-20	337	30-76	.395	7-19	.368	28	64	92	7	61-0	7	15	12	67	3.4
Snow	47-0	844	69-161	.429	44-61	.721	19	58	77	164	99-0	60	51	4	184	3.9
Overton	23-2	277	24-63	.381	14-16	.875	2	12	14	37	34-0	8	23	1	62	2.7
Stewart	15-0	110	12-26	.462	16-25	.640	9	22	31	2	13-0	5	8	2	40	2.7
Walters	19-0	127	11-29	.379	17-17	1.000	3	6	9	21	17-0	5	17	0	42	2.2
Parker	37-0	196	25-63	.397	13-20	.650	8	18	26	19	17-0	11	11	3	72	1.9
Cunningham	1-0	1	0-0	---	0-0	---	0	2	2	0	0-0	0	0	0	0	0.0
<b>76ERS</b>	<b>82</b>	<b>19755</b>	<b>2837-6409</b>	<b>.443</b>	<b>1734-2352</b>	<b>.737</b>	<b>1125</b>	<b>2294</b>	<b>3419</b>	<b>1729</b>	<b>1878-16</b>	<b>729</b>	<b>1356</b>	<b>490</b>	<b>7651</b>	<b>93.3</b>
<b>OPPONENTS</b>	<b>82</b>	<b>19755</b>	<b>2906-6440</b>	<b>.451</b>	<b>1651-2262</b>	<b>.730</b>	<b>1115</b>	<b>2341</b>	<b>3456</b>	<b>1927</b>	<b>1904-21</b>	<b>766</b>	<b>1318</b>	<b>508</b>	<b>7847</b>	<b>95.7</b>

3-PT FG: 76ERS 243-810 (.300), Iverson 70-235 (.298), Coleman 26-98 (.265), Stackhouse 16-46 (.348), Smith 0-1 (.000), Jackson 39-112 (.348), Thomas 62-171 (.363), Shaw 7-28 (.250), Cummings 0-1 (.000), McKie 9-46 (.196), Williams 0-5 (.000), Davis 0-6 (.000), Snow 2-16 (.125), Overton 0-3 (.000), Walters 3-14 (.214), Parker 9-28 (.321), OPPONENTS 384-1115

### 1997-98 GAME-BY-GAME RESULTS

DATE	W/L	76ERS	OPP	TEAM	DATE	W/L	76ERS	OPP	TEAM
10/31	L	88	103	Milwaukee	01/31	L	86	102	Houston
11/01	L	74	94	at Chicago	02/02	L	97	106	Phoenix
11/05	L	88	93	Atlanta	02/04	L	84	98	Miami
11/06	L	93	100	at Milwaukee	02/11	W	91	90	Dallas
11/09	L	105	112	Seattle	02/13	L	96	103	at Charlotte
11/12	W	114	100	at Houston	02/14	L	98	105	New Jersey
11/13	W	99	98	at Dallas	02/17	W	98	97	Cleveland
11/15	L	101	107	Boston	02/19	L	77	82	at Indiana
11/19	W	97	86	Washington	02/21	W	98	89	at New Jersey
11/22	L	94	108	Orlando	02/22	L	92	97	Indiana
11/26	L	89	95	Cleveland	02/24	W	85	84	at Phoenix
11/28	W	105	95	L.A. Lakers	02/25	L	108	117	at L.A. Clippers
11/30	L	89	101	at Indiana	02/27	W	79	78	at Denver
12/03	L	90	94	at Miami	02/28	L	88	100	at San Antonio
12/05	L	88	107	at New Jersey	03/04	W	87	80	Milwaukee
12/07	W	93	78	New York	03/06	W	80	71	New York
12/08	L	86	95	at Orlando	03/08	L	91	100	at Washington
12/10	L	97	104	Toronto	03/09	L	78	88	Orlando
12/12	W	106	91	Denver	03/11	W	88	86	Washington
12/13	L	83	95	at New York	03/13	W	107	86	Atlanta
12/15	L	83	100	at Boston	03/14	W	93	89	at Milwaukee
12/17	L	90	94	Minnesota	03/17	L	96	100	at New York
12/19	L	84	91	Miami	03/18	W	104	96	at Detroit
12/20	L	78	115	at Detroit	03/20	L	79	91	Utah
12/22	L	92	96	Detroit	03/22	L	90	108	at Boston
12/27	W	85	78	at Golden State	03/23	L	79	94	Detroit
12/28	L	90	92	at Sacramento	03/25	L	86	91	New Jersey
12/30	L	86	96	at Portland	03/27	L	85	110	San Antonio
01/01	W	115	104	at Vancouver	03/29	W	99	94	Boston
01/02	L	73	90	at Seattle	03/31	L	93	101	at Charlotte
01/04	W	113	107	at L.A. Lakers	04/01	W	112	91	at Washington
01/06	L	95	98	* at Utah	04/03	W	93	78	L.A. Clippers
01/13	W	107	89	Vancouver	04/05	W	116	104	Toronto
01/15	W	106	96	Chicago	04/06	L	92	113	at Orlando
01/17	W	112	84	Golden State	04/08	W	109	101	Charlotte
01/19	W	98	85	Sacramento	04/10	L	102	107	at Minnesota
01/21	L	87	92	at Miami	04/11	L	95	106	at Cleveland
01/23	W	98	87	Portland	04/14	L	94	95	at Atlanta
01/24	L	92	111	at Cleveland	04/17	L	80	87	Chicago
01/26	L	87	91	at Toronto	04/19	W	107	78	at Toronto
01/28	L	90	93	* Indiana					
01/29	L	99	109	* at Atlanta					

\* denotes overtime

# Year-By-Year



## 1998-99 SEASON STATISTICS

RECORD: 28-22 (.560) HOME: 17-8 AWAY: 11-14 3RD ATLANTIC DIVISION

PLAYER	G-GS	MIN	FG-FGA	PCT	FT-FTA	PCT	OFF	DEF	TOT	AST	PF-DQ	STL	TO	BLK	PTS	AVG
Iverson	48-48	1990	435-1056	.412	356-474	.751	66	170	236	223	98-0	110	167	7	1284	26.8
Geiger	50-40	1540	266-555	.479	141-177	.797	137	225	362	58	157-2	39	101	40	674	13.5
Ratliff	50-50	1627	197-419	.470	166-229	.725	139	268	407	30	180-8	45	92	149	560	11.2
Hughes	50-1	988	170-414	.411	107-151	.709	83	106	189	77	97-0	44	68	14	455	9.1
Snow	48-48	1716	149-348	.428	110-150	.733	25	137	162	301	149-2	100	111	1	413	8.6
Hill	21-6	587	72-150	.480	35-69	.507	64	89	153	18	77-2	16	35	8	179	8.5
Lynch	43-43	1315	147-349	.421	53-84	.631	110	169	279	76	142-2	85	79	22	356	8.3
McKie	50-4	959	95-237	.401	44-62	.710	27	113	140	100	90-1	63	57	3	240	4.8
Thomas	17-0	188	27-67	.403	19-24	.792	7	26	33	15	21-0	3	15	3	78	4.6
Overton	10-0	37	5-15	.333	0-0	---	0	2	2	4	2-0	1	2	0	10	1.0
Grant	47-10	798	62-168	.369	21-29	.724	36	74	110	23	73-1	20	21	16	146	3.1
Honeycutt	13-0	90	7-27	.259	6-8	.750	3	8	11	3	10-0	4	8	2	25	1.9
Mohammed	26-0	121	15-42	.357	12-21	.571	18	19	37	2	22-0	5	12	4	42	1.6
Parker	2-0	3	1-1	1.000	0-0	---	0	0	0	0	0-0	0	0	0	2	1.0
Mahorn	16-0	127	5-18	.278	3-8	.375	7	16	23	2	22-0	5	6	1	13	0.8
Benjamin	6-0	33	2-7	.286	0-0	---	3	5	8	1	6-0	0	3	0	4	0.7
Shaw	9-0	14	1-8	.125	0-0	---	3	0	3	0	2-0	0	2	0	2	0.2
Williams	2-0	17	0-2	.000	0-0	---	1	1	2	1	4-0	2	2	1	0	0.0
<b>76ERS</b>	<b>50</b>	<b>12150</b>	<b>1656-3883</b>	<b>.426</b>	<b>1073-1486</b>	<b>.722</b>	<b>729</b>	<b>1428</b>	<b>2157</b>	<b>934</b>	<b>1152-18</b>	<b>542</b>	<b>822</b>	<b>271</b>	<b>4483</b>	<b>89.7</b>
<b>OPPONENTS</b>	<b>50</b>	<b>12150</b>	<b>1599-3784</b>	<b>.423</b>	<b>941-1288</b>	<b>.731</b>	<b>619</b>	<b>1402</b>	<b>2021</b>	<b>999</b>	<b>1185-13</b>	<b>435</b>	<b>896</b>	<b>263</b>	<b>4380</b>	<b>87.6</b>

3-PT FG: 76ERS 98-371 (.264), Iverson 58-199 (.291), Geiger 1-5 (.200), Hughes 8-52 (.154), Snow 5-21 (.238), Lynch 9-23 (.391), McKie 6-31 (.194), Thomas 5-19 (.263), Overton 0-1 (.000), Grant 1-6 (.167), Honeycutt 5-14 (.357), OPPONENTS 241-716 (.337)

### 1998-99 GAME-BY-GAME RESULTS

DATE	W/L	76ERS	OPP	TEAM	DATE	W/L	76ERS	OPP	TEAM
02/05	W	78	66	at Charlotte	04/18	L	79	86	at New Jersey
02/06	W	95	75	Orlando	04/19	W	72	67	New York
02/09	W	90	86	Detroit	04/21	W	80	78	at Boston
02/12	L	94	98	San Antonio	04/22	W	104	96	at Detroit
02/14	W	78	70	Atlanta	04/25	W	103	86	Orlando
02/16	L	92	93	Milwaukee	04/27	W	80	71	Cleveland
02/18	L	95	99	at Indiana	04/29	L	70	85	at New York
02/19	L	67	78	New York	05/01	W	103	96	Toronto
02/20	L	69	76	Atlanta	05/02	L	96	100	at Detroit
02/22	W	106	97	at Cleveland	05/04	L	110	117	* at Charlotte
02/24	W	94	81	Sacramento	05/05	W	105	100	* Detroit
02/25	W	98	80	at Chicago					
02/28	W	87	76	at Milwaukee					
03/01	W	104	91	at Washington</					



# Year-By-Year



## 1990-2000 SEASON STATISTICS

RECORD: 49-33 (.598) HOME: 29-12 AWAY: 20-21 3RD ATLANTIC DIVISION

PLAYER	G-GS	MIN	FG-FGA	PCT	FT-FTA	PCT	OFF	DEF	TOT	AST	PF-DQ	STL	TO	BLK	PTS	AVG
Iverson	70-70	2853	729-1733	.421	442-620	.713	71	196	267	328	162-1	144	230	5	1989	28.4
Kukoc	32-8	916	149-340	.438	74-110	.673	38	105	143	141	61-0	33	71	9	398	12.4
Hill	68-65	2155	318-656	.485	179-259	.691	220	405	625	52	243-3	64	124	27	815	12.0
Ratliff	57-56	1795	247-491	.503	182-236	.771	140	295	435	36	185-4	32	108	171	676	11.9
Hughes	50-5	1018	192-461	.416	106-142	.746	52	107	159	75	94-0	54	95	12	501	10.0
Geiger	65-20	1406	260-589	.441	109-140	.779	154	233	387	39	194-1	29	91	22	629	9.7
Lynch	75-75	2416	297-644	.461	113-183	.617	216	366	582	136	231-2	119	120	38	722	9.6
McKie	82-14	1952	244-593	.411	121-146	.829	47	199	246	240	194-3	108	113	18	653	8.0
Snow	82-80	2866	257-597	.430	126-177	.712	42	219	261	624	243-2	140	162	8	651	7.9
Owens	46-7	919	112-258	.434	38-64	.594	63	129	192	59	119-1	26	61	16	271	5.9
MacCulloch	56-6	528	89-161	.553	28-54	.519	48	98	146	13	94-0	11	26	37	206	3.7
Roberts	5-1	51	5-16	.313	0-3	.000	6	9	15	3	15-0	1	2	1	10	2.0
Mohammed	28-3	190	21-54	.389	12-22	.545	16	34	50	2	29-0	4	18	12	54	1.9
Ollie	40-0	290	22-49	.449	28-37	.757	4	27	31	46	27-0	10	10	0	72	1.8
Jones	33-0	138	22-58	.379	11-18	.611	16	22	38	5	10-0	6	14	5	57	1.7
Bowen	42-0	311	26-73	.356	6-12	.500	14	22	36	16	37-0	9	5	5	59	1.4
Lang	3-0	6	1-1	1.000	1-1	1.000	0	0	0	1	1-0	0	0	0	3	1.0
Bowman	11-0	20	2-2	1.000	1-2	.500	0	2	2	1	0-0	1	1	0	5	0.5
<b>76ERS</b>	<b>82</b>	<b>19830</b>	<b>2993-6776</b>	<b>.442</b>	<b>1577-2226</b>	<b>.708</b>	<b>1147</b>	<b>2468</b>	<b>3615</b>	<b>1817</b>	<b>1939-17</b>	<b>791</b>	<b>1284</b>	<b>386</b>	<b>7771</b>	<b>94.8</b>
<b>OPPONENTS</b>	<b>82</b>	<b>19830</b>	<b>2867-6595</b>	<b>.435</b>	<b>1500-2001</b>	<b>.755</b>	<b>1065</b>	<b>2501</b>	<b>3566</b>	<b>1828</b>	<b>1977-29</b>	<b>631</b>	<b>1444</b>	<b>531</b>	<b>7661</b>	<b>93.4</b>

3-PT FG: 76ERS 208-643 (.323), Iverson 89-261 (.341), Kukoc 26-90 (.289), Hill 0-1 (.000), Hughes 11-51 (.216), Geiger 0-4 (.000), Lynch 15-36 (.417), McKie 44-121 (.364), Snow 11-45 (.244), Owens 9-27 (.333), Roberts 0-1 (.000), Jones 2-4 (.500), Bowen 1-2 (.500), OPPONENTS 417-1172 (.356).

### 1999-2000 GAME-BY-GAME RESULTS

DATE	W/L	76ERS	OPP	TEAM	DATE	W/L	76ERS	OPP	TEAM
11/02	L	76	89	at San Antonio	01/31	L	80	83	at Denver
11/04	L	80	84	at Phoenix	02/01	W	101	100	at Dallas
11/05	L	81	91	at L.A. Clippers	02/03	L	106	109	at Houston
11/08	W	117	98	Seattle	02/06	W	119	108	Sacramento
11/10	L	105	110	at Orlando	02/07	L	84	109	at Indiana
11/12	W	92	86	Chicago	02/09	W	92	90	New Jersey
11/14	W	93	90	at Toronto	02/15	L	93	95	Charlotte
11/16	W	95	73	at Washington	02/18	W	104	75	Cleveland
11/17	L	93	98	Miami	02/20	L	84	87	L.A. Lakers
11/19	L	91	97	Portland	02/23	W	94	78	L.A. Clippers
11/20	W	100	96	at New Jersey	02/25	W	97	83	at Milwaukee
11/22	L	91	94	San Antonio	02/27	L	88	89	at New York
11/24	L	93	101	Washington	02/29	W	106	87	Dallas
11/26	W	106	83	Cleveland	03/02	W	87	84	at Washington
11/27	W	82	79	at Milwaukee	03/04	W	95	84	at Chicago
11/30	W	74	70	New York	03/08	W	107	90	Vancouver
12/01	L	83	90	at Miami	03/10	L	77	82	New York
12/03	W	102	100	* at Cleveland	03/12	L	77	93	at Boston
12/04	W	77	74	Boston	03/14	W	98	97	* at Cleveland
12/06	L	77	94	Denver	03/16	L	77	92	at Miami
12/08	W	83	73	Houston	03/17	W	99	97	Utah
12/10	L	78	85	at New York	03/19	W	89	85	Orlando
12/11	L	84	106	Charlotte	03/20	W	102	96	at Charlotte
12/15	W	93	91	Toronto	03/22	W	106	93	Toronto
12/17	W	77	74	Chicago	03/24	W	117	115	** Boston
12/18	L	91	104	at Detroit	03/26	W	111	101	at Indiana
12/20	W	122	121	* Detroit	03/28	W	102	100	at Minnesota
12/23	L	94	99	at New Jersey	03/29	L	84	98	at Utah
12/26	W	92	86	at Seattle	03/31	L	88	100	at L.A. Lakers
12/27	W	100	93	at Vancouver	04/02	L	95	117	at Sacramento
12/29	W	97	94	at Golden State	04/05	W	107	86	Atlanta
12/30	L	90	108	at Portland	04/07	W	102	97	at Boston
01/03	W	124	120	* Milwaukee	04/09	L	80	92	at Orlando
01/05	W	113	92	Golden State	04/10	W	96	80	Miami
01/09	L	112	123	Minnesota	04/12	W	93	84	Washington
01/14	W	102	100	Orlando	04/14	W	104	92	at Atlanta
01/15	W	101	98	at Atlanta	04/15	W	100	94	Detroit
01/17	W	101	96	New Jersey	04/17	L	90	92	Indiana
01/19	W	107	89	Atlanta	04/18	W	93	89	at Chicago
01/20	L	100	109	at Charlotte					
01/22	W	103	97	Indiana					
01/26	L	87	93	Phoenix					
01/29	L	88	90	at Detroit					

\* denotes overtime

\*\* denotes double-overtime

# Year-By-Year



## 2000-01 SEASON STATISTICS

RECORD: 56-26 (.683) HOME: 29-12 AWAY: 27-14 1ST ATLANTIC DIVISION

PLAYER	G-GS	MIN	FG-FGA	PCT	FT-FTA	PCT	OFF	DEF	TOT	AST	PF-DQ	STL	TO	BLK	PTS	AVG
Iverson	71-71	2979	762-1813	.420	585-719	.814	50	223	273	325	147-0	178	237	20	2207	31.1
Ratliff	50-50	1800	228-457	.499	165-217	.760	125	288	413	58	165-3	30	126	187	621	12.4
McKie	76-33	2394	338-714	.473	149-194	.768	33	278	311	377	178-3	106	203	8	878	11.6
Mutombo	26-26	875	100-202	.495	104-137	.759	119	203	322	22	65-0	9	52	66	304	11.7
Snow	50-50	1740	182-435	.418	122-154	.792	27	139	166	369	123-1	77	124	7	491	9.8
McLeod	1-0	15	1-2	.500	0-0	---	1	1	2	0	2-0	0	1	0	2	2.0
Hill	76-75	2363	278-587	.474	172-273	.630	239	448	687	48	242-2	37	127	27	728	9.6
Lynch	82-80	2649	274-616	.445	123-171	.719	200	390	590	139	222-2	99	109	30	686	8.4
Kukoc	48-5	979	151-330	.458	52-88	.591	47	115	162	93	62-0	35	60	6	386	8.0
Geiger	35-4	542	88-224	.393	37-54	.685	50	89	139	14	73-0	12	25	8	213	6.1
Buford	47-0	573	104-241	.432	24-29	.828	16	58	74	17	68-0	17	29	6	248	5.3
Maxwell	24-6	375	42-125	.336	15-22	.682	3	34	37	29	33-0	12	18	0	120	5.0
Jones	65-0	866	122-275	.444	40-53	.755	63	126	189	32	68-0	30	39	15	304	4.7
MacCulloch	63-3	977	109-185	.589	42-66	.636	69	99	168	10	96-0	7	27	19	260	4.1
Mohammed	30-3	196	41-88	.466	14-28	.500	18	37	55	2	40-0	6	9	7	96	3.2
Ollie	51-4	764	71-165	.430	51-70	.729	13	59	72	121	70-0	25	40	1	194	3.8
Bell	5-0	30	2-7	.286	0-0	---	0	1	1	0	1-0	1	2	0	5	1.0
Sanchez	24-0	116	9-21	.429	2-2	1.000	2	12	14	36	18-0	9	3	1	20	0.8
Miller	1-0	2	0-0	---	0-0	---	0	0	0	0	0-0	0	0	0	0	0.0
<b>76ERS</b>	<b>82</b>	<b>19855</b>	<b>2902-6487</b>	<b>.447</b>	<b>1697-2277</b>	<b>.745</b>	<b>1075</b>	<b>2600</b>	<b>3675</b>	<b>1692</b>	<b>1673-11</b>	<b>690</b>	<b>1292</b>	<b>408</b>	<b>7763</b>	<b>94.7</b>
<b>OPPONENTS</b>	<b>82</b>	<b>19855</b>	<b>2871-6699</b>	<b>.429</b>	<b>1243-1660</b>	<b>.749</b>	<b>985</b>	<b>2366</b>	<b>3351</b>	<b>1771</b>	<b>1938-20</b>	<b>672</b>	<b>1261</b>	<b>458</b>	<b>7412</b>	<b>90.4</b>

3-PT FG: 76ERS 262-803 (.326), Iverson 98-306 (.320), McKie 53-170 (.312), Snow 5-19 (.263), McLeod 0-1 (.000), Hill 0-1 (.000), Lynch 15-57 (.263), Kukoc 32-78 (.410), Geiger 0-2 (.000), Buford 16-38 (.421), Maxwell 21-64 (.328), Jones 20-60 (.333), Ollie 1-3 (.333), Bell 1-3 (.333), Sanchez 0-1 (.000), OPPONENTS 427-1248 (.342).

### 2000-01 GAME-BY-GAME RESULTS

DATE	W/L	76ERS	OPP	TEAM	DATE	W/L	76ERS	OPP	TEAM
10/31	W	101	72	at New York	1/28	W	86	81	at Indiana
11/1	W	104	98	Toronto	1/30	L	89	96	at Toronto
11/3	W	87	80	at Orlando	2/1	W	87	80	at New York
11/4	W	84	82	at Miami	2/2	L	117	123	** Orlando
11/8	W	103	94	Detroit	2/4	L	89	96	at New Jersey
11/9	W	84	82	at Minnesota	2/5	W	99	80	Denver
11/11	W	85	83	Boston	2/7	L	87	112	Houston
11/15	W	107	98	Cleveland	2/13	W	107	104	at Milwaukee
11/17	W	94	73	Miami	2/14	W	112	97	L.A. Lakers
11/20	W	114	90	at Boston	2/16	W	108	93	L.A. Clippers
11/22	L	73	88	at Charlotte	2/18	W	104	98	Phoenix
11/24	W	76	67	at Atlanta	2/21	W	107	91	Vancouver
11/25	L	76	96	at San Antonio	2/23	W	99	78	at Detroit
11/29	W	93	87	Washington	2/24	L	85	86	at Charlotte
12/1	W	95	74	Charlotte	2/26	L	91	98	Milwaukee
12/2	W	112	78	at Cleveland	2/28	W			





# Year-By-Year



## 2001-02 SEASON STATISTICS

RECORD: 43-39 (.524) HOME: 22-19 AWAY: 21-20 4TH ATLANTIC DIVISION

PLAYER	G-GS	MIN	FG-FGA	PCT	FT-FTA	PCT	OFF	DEF	TOT	AST	PF-DQ	STL	TO	BLK	PTS	AVG
Iverson	60-59	2622	665-1669	.398	475-585	.812	44	225	269	331	102-0	168	237	13	1883	31.4
Coleman	58-58	2080	331-735	.450	185-227	.815	167	342	509	98	158-0	42	119	51	875	15.1
McKie	48-16	1471	220-490	.449	96-122	.787	26	166	192	179	74-0	56	93	14	587	12.2
Snow	61-61	2225	276-624	.442	183-227	.806	33	182	215	400	167-1	95	138	9	738	12.1
Harpring	81-81	2541	386-838	.461	165-222	.743	203	370	573	107	201-1	70	127	5	958	11.8
Mutombo	80-80	2907	321-641	.501	278-364	.764	254	609	863	83	242-2	29	156	190	920	11.5
Claxton	67-18	1528	181-452	.400	114-136	.838	46	114	160	198	145-1	95	95	6	480	7.2
Blount	72-21	1426	115-251	.458	29-45	.644	149	219	368	44	176-1	49	52	26	259	3.6
Bell	74-12	890	103-240	.429	36-48	.750	31	80	111	71	109-0	21	48	4	254	3.4
Bowman	3-0	29	5-7	.714	0-0	--	0	1	1	1	3-0	2	0	0	10	3.3
Cummings	58-1	501	78-187	.417	24-32	.750	14	38	52	60	53-0	18	36	5	192	3.3
Smith	11-0	110	20-42	.476	15-20	.750	6	8	14	5	19-1	4	3	2	55	5.0
McKey	41-1	784	52-122	.426	10-14	.714	48	79	127	45	90-0	41	22	4	119	2.9
Dalembert	34-0	177	22-50	.440	7-18	.389	25	43	68	5	30-0	6	14	13	51	1.5
Brown	17-0	67	8-21	.381	7-8	.875	2	2	4	2	11-0	1	9	1	23	1.4
James	9-0	41	5-13	.385	2-6	.333	5	2	7	1	5-0	0	3	1	12	1.3
Jones	23-2	126	8-20	.400	10-20	.500	13	23	36	3	35-0	3	11	9	26	1.1
Ruffin	15-0	169	7-26	.269	2-8	.250	23	28	51	5	23-0	5	11	8	16	1.1
Geiger	4-0	36	1-8	.125	1-2	.500	3	3	6	0	2-0	0	2	2	3	0.8

**76ERS** 82 19730 2804-6436 .436 1639-2104 .779 1092 2534 3626 1638 1645-7 705 1256 363 7461 91.0  
**OPPONENTS** 82 19730 2771-6500 .426 1350-1798 .751 981 2348 3329 1768 1827-19 654 1208 458 7330 89.4  
 3-PT FG: 76ERS 214-799 (.299), Iverson 78-268 (.291), Coleman 28-83 (.337), McKie 51-128 (.398), Snow 3-27 (.111), Harpring 21-69 (.304), Claxton 4-33 (.121), Blount 0-1 (.000), Bell 12-44 (.273), Bowman 0-1 (.000), Cummings 12-46 (.261), Smith 0-2 (.000), McKey 5-12 (.417), Brown 0-1 (.000), OPPONENTS 438-1322 (.331).

### 2001-02 GAME-BY-GAME RESULTS

DATE	W/L	76ERS	OPP	TEAM	DATE	W/L	76ERS	OPP	TEAM
10/30	L	74	83	at Minnesota	1/27	W	93	87	L.A. Lakers
11/1	L	92	99	Dallas	1/29	L	71	78	at New York
11/3	L	76	90	at Washington	1/30	W	96	91	Minnesota
11/6	L	77	87	Indiana	2/2	W	86	81	at Milwaukee
11/8	L	72	77	at Houston	2/4	L	93	100	Toronto
11/10	W	98	91	at Dallas	2/5	L	82	86	at Detroit
11/13	W	82	76	at Miami	2/7	W	100	93	at Charlotte
11/14	W	100	86	Charlotte	2/14	L	91	98	Utah
11/16	W	98	78	Atlanta	2/17	L	76	86	at Indiana
11/17	W	94	82	at New Jersey	2/18	W	110	83	Denver
11/21	W	94	89	Detroit	2/20	W	114	107	Golden State
11/23	W	79	68	Cleveland	2/23	L	87	105	at Orlando
11/25	L	88	107	at Toronto	2/25	L	83	88	Portland
11/28	L	87	94	Washington	2/27	W	82	72	Miami
12/1	W	93	76	at Chicago	3/1	W	110	102	New Jersey
12/2	L	87	93	Memphis	3/3	W	96	84	at Toronto
12/4	L	84	94	at Sacramento	3/4	L	94	100	Boston
12/5	L	87	93	at Golden State	3/6	W	85	76	Cleveland
12/7	L	76	86	at San Antonio	3/8	W	109	100	Indiana
12/8	L	83	92	at Memphis	3/9	W	112	91	at Atlanta
12/11	L	87	89	at Atlanta	3/12	W	104	96	at New York
12/14	L	80	96	Milwaukee	3/13	L	88	92	Sacramento
12/15	W	94	91	at Cleveland	3/17	L	103	105	Orlando
12/17	W	99	83	Boston	3/19	W	91	79	at Miami
12/19	L	85	94	Charlotte	3/20	L	77	82	Miami
12/21	W	94	83	Atlanta	3/22	W	96	91	at Boston
12/25	L	82	88	at L.A. Lakers	3/24	W	90	82	New York
12/26	W	100	86	at L.A. Clipper	3/27	L	80	88	New Jersey
12/28	L	90	93	at Denver	3/28	W	99	79	at Chicago
12/29	L	81	89	at Utah	3/30	L	92	102	at New Jersey
1/2	W	102	81	at Phoenix	3/31	L	70	72	Toronto
1/4	W	87	77	at Seattle	4/3	W	89	83	* Phoenix
1/5	L	88	96	at Portland	4/5	L	88	92	Detroit
1/7	W	116	92	L.A. Clippers	4/7	W	89	87	Milwaukee
1/9	L	91	102	Orlando	4/9	W	92	90	at Milwaukee
1/11	W	101	84	San Antonio	4/10	L	77	90	at Washington
1/15	W	112	106	* Houston	4/12	W	100	91	Washington
1/17	W	93	88	at Charlotte	4/14	W	95	89	at Orlando
1/19	W	97	89	New York	4/15	L	96	98	Chicago
1/21	L	98	109	Seattle	4/17	L	80	103	at Indiana
1/22	W	91	84	at Washington					
1/25	W	106	90	at Boston					

\* denotes overtime

# Year-By-Year



## 2002-03 SEASON STATISTICS

RECORD: 48-34 (.585) HOME: 25-16 AWAY: 23-18 4TH ATLANTIC DIVISION

PLAYER	G-GS	MIN	FG-FGA	PCT	FT-FTA	PCT	OFF	DEF	TOT	AST	PF-DQ	STL	TO	BLK	PTS	AVG
Iverson	82-82	3485	804-1940	.414	570-736	.774	68	276	344	454	149-2	225	286	13	2262	27.6
Van Horn	74-73	2337	459-952	.482	193-240	.804	159	365	524	93	251-7	63	150	30	1176	15.9
Snow	82-82	3108	361-799	.452	325-379	.858	71	230	301	544	235-2	133	194	11	1054	12.9
Thomas	46-28	1392	178-369	.482	114-152	.750	140	252	392	73	120-2	46	76	22	470	10.2
Coleman	64-35	1742	223-498	.448	134-171	.784	151	299	450	87	171-2	53	96	69	602	9.4
McKie	80-40	2374	286-666	.429	112-134	.836	61	289	350	278	177-2	131	109	9	721	9.0
MacCulloch	42-35	812	123-238	.517	53-79	.671	66	130	196	20	107-0	19	35	32	299	7.1
Buckner	75-5	1514	185-398	.465	65-81	.802	72	144	216	96	203-0	72	62	16	450	6.0
Skinner	42-35	812	123-238	.517	53-79	.671	66	130	196	20	107-0	19	35	32	299	7.1
Hill	24-18	496	44-109	.404	21-35	.600	56	68	124	9	68-0	15	16	7	109	4.5
Williams	21-2	276	34-80	.425	24-32	.750	12	33	45	26	33-0	12	17	5	92	4.4
Satterfield	17-0	82	4-18	.222	1-2	.500	4	4	8	15	6-0	2	7	0	9	0.5
Long	19-0	131	19-50	.380	1-5	.200	13	27	40	2	22-0	2	9	8	40	2.1
Salmons	64-1	504	48-116	.414	26-35	.743	16	43	59	47	53-1	17	29	6	132	2.1
Rentzias	35-0	144	20-59	.339	8-9	.889	10	16	26	7	21-0	6	4	2	52	1.5
Bryant	11-0	77	5-17	.294	2-2	1.000	7	9	16	1	12-0	1	5	1	12	1.1

**76ERS** 82 19855 2975-6640 .448 1746-2253 .775 1042 2415 3457 1771 1804-19 844 1212 284 7941 96.8  
**OPPONENTS** 82 19855 2876-6363 .452 1547-2035 .760 908 2400 3308 1809 1885-20 639 1405 521 7752 94.5  
 3-PT FG: 76ERS 245-787 (.311), Iverson 84-303 (.277), Van Horn 65-176 (.369), Snow 7-32 (.219), Coleman 22-67 (.328), McKie 37-112 (.330), Buckner 15-55 (.273), Williams 0-2 (.000), Long 1-1 (1.000), Salmons 10-31 (.323), Rentzias 4-8 (.500), OPPONENTS 453-1278 (.354).

### 2002-03 GAME-BY-GAME RESULTS

DATE	W/L	76ERS	OPP	TEAM	DATE	W/L	76ERS	OPP	TEAM
10/29	L	88	95	at Orlando	1/25	W	97	91	at Miami
10/30	W	95	93	Milwaukee	1/28	W	108	81	at Milwaukee
11/01	W	98	86	New York	1/29	L	83	97	Atlanta
11/06	W	101	99	* L.A. Clippers	1/31	W	104	99	Miami
11/08	W	108	84	Cleveland	02/02	L	91	99	at Minnesota
11/09	L	105	110	* at Milwaukee	02/05	L	85	111	New Jersey
11/13	L	81	91	at Boston	02/12	W	119	111	* Chicago
11/14	W	99	94	San Antonio	02/14	W	99	98	Orlando
11/16	W	93	92	at New York	02/16	W	90	83	at New Jersey
11/17	W	100	84	Washington	02/19	W	110	82	at Chicago
11/19	L	98	99	at New Orleans	02/21	W	119	99	at Cleveland
11/20	W	95	88	at Memphis	02/23	W	116	103	Cleveland
11/22	W	90	80	Toronto	02/26	W	111	107	Memphis
11/24	W	94	84	at Toronto	02/28	W	104	83	Utah
11/25	W	108	87	New Orleans	03/02	W	100	94	at Denver
11/27	W	83	74	Miami	03/03	L	99	107	at Sacramento
11/29	W	106	99	at Cleveland	03/06	W	88	60	at Portland
11/30	W	95	94	at Washington	03/07	W	108	99	at Seattle
12/04	W	99	93	Boston	03/09	L	92	106	at L.A. Lakers
12/06	L	93	98	at San Antonio	03/12	W	96	93	Indiana
12/07	L	72	97	at Houston	03/14	W	90	79	Portland
12/11	L	88	92	Seattle	03/16	W	92	87	at New Jersey
12/13	L	91	99	Phoenix	03/18	W	103	83	at Miami
12/15	L	97	107	at Indiana	03/20	L	85	113	at Detroit
12/16	W	93	71	Denver	03/21	L	105	114	Atlanta
12/18	W	99	94	Minnesota	03/23	W	112	95	at Toronto
12/20	W	107	104	* L.A. Lakers	03/26	W	91	85	at Indiana
12/21	L	77	79	at Atlanta	03/28	L	98	102	Golden State
12/28	L	69	98						



# Year-By-Year



## 2003-04 SEASON STATISTICS

RECORD: 33-49 (.402) HOME: 21-20 AWAY: 12-29 5TH ATLANTIC DIVISION

PLAYER	G-GS	MIN	FG-FGA	PCT	FT-FTA	PCT	OFF	DEF	TOT	AST	PF-DQ	STL	TO	BLK	PTS	AVG
Iverson	48-47	2040	435-1125	.387	339-455	.745	34	144	178	324	87-0	115	209	5	1266	26.4
Robinson	42-42	1336	275-614	.448	114-137	.832	46	143	189	57	96-1	42	106	9	698	16.6
Thomas	74-72	2699	381-813	.469	243-323	.752	261	489	750	111	219-2	82	172	33	1006	13.6
Snow	82-82	2966	295-715	.413	252-316	.797	62	219	281	563	213-1	97	187	6	844	10.3
Jackson	22-13	598	71-171	.415	64-81	.790	45	81	126	18	45-0	12	24	6	206	9.4
McKie	75-41	2112	265-577	.459	84-111	.757	45	208	253	195	142-1	85	103	23	689	9.2
Coleman	34-30	843	107-259	.413	49-65	.754	45	147	192	46	79-0	23	57	26	271	8.0
Dalembert	82-53	2198	270-499	.541	112-174	.644	194	432	626	21	273-4	44	86	189	652	8.0
Green	53-0	767	143-357	.401	59-81	.728	16	49	65	53	83-0	26	59	5	364	6.9
Salmons	77-24	1603	161-416	.387	71-92	.772	38	158	196	134	122-0	62	77	16	443	5.8
Korver	74-0	882	115-327	.352	19-24	.792	30	81	111	40	102-2	25	41	8	330	4.5
Hamilton	45-0	472	51-95	.537	67-96	.698	49	97	146	13	74-0	8	27	8	169	3.8
Buckner	53-3	703	66-175	.377	20-27	.741	28	75	103	45	77-0	21	34	4	164	3.1
McCaskill	59-3	636	47-117	.402	19-27	.704	48	85	133	20	89-0	12	25	20	113	1.9

**76ERS** 82 19855 2682-6260 428 1512-2009 .753 941 2408 3349 1640 1701-11 654 1307 358 7215 88.0

**OPPONENTS** 82 19855 2751-6369 432 1474-1982 .744 996 2398 3394 1747 1757-21 678 1245 463 7419 90.5

3-PT FG: 76ERS 339-992 (.342), Iverson 57-199 (.286), Robinson 34-100 (.340), Thomas 1-5 (.200), Snow 2-18 (.111), Jackson 0-1 (.000), McKie 75-172 (.436), Coleman 8-36 (.222), Dalembert 0-1 (.000), Green 19-61 (.311), Salmons 50-147 (.340), Korver 81-207 (.391), Buckner 12-44 (.273), McCaskill 0-1 (.000), OPPONENTS 443-1329 (.333).

### 2003-04 GAME-BY-GAME RESULTS

DATE	WL	76ERS	OPP	TEAM
10/28	W	89	74	Miami
10/31	L	89	100	at Sacramento
11/01	L	90	104	at Golden State
11/03	W	94	83	at Portland
11/05	L	99	106 *	New Orleans
11/07	W	106	85	at Chicago
11/09	L	74	85	Indiana
11/11	W	112	105	at Washington
11/14	W	100	96	San Antonio
11/15	L	88	91 *	at Cleveland
11/17	L	66	74	Houston
11/19	W	81	75	at Toronto
11/21	W	87	85	Boston
11/22	L	88	99	at New York
11/25	L	91	95	at Milwaukee
11/26	W	90	86	Detroit
11/28	L	77	90	at Indiana
11/29	W	98	86	Atlanta
12/02	L	88	95	Toronto
12/04	W	83	82	Chicago
12/05	W	93	90	at Miami
12/09	W	78	76	at Detroit
12/12	L	77	86	Denver
12/14	L	86	94	Utah
12/17	W	87	76	Miami
12/19	L	81	88	Indiana
12/21	L	84	87	at Boston
12/22	W	95	73	Orlando
12/26	L	98	101	at L.A. Clippers
12/28	L	92	100	at Phoenix
12/29	L	97	106	at Utah
12/31	L	72	80	at Houston
01/03	W	83	77	at San Antonio
01/05	L	76	88	Milwaukee
01/07	W	100	80	L.A. Clippers
01/09	W	97	81	New Jersey
01/10	L	87	94	at Washington
01/12	W	87	82	at Orlando
01/14	L	122	125 **	at Dallas
01/17	L	87	91	Memphis
01/19	L	81	90	Seattle
01/21	W	92	86	at New Orleans
01/23	L	93	98	Orlando

DATE	WL	76ERS	OPP	TEAM
01/24	L	87	95	at Cleveland
01/27	L	76	94	New Jersey
01/28	L	84	94	at Toronto
01/30	W	85	82	New Orleans
02/01	L	101	106	at New Orleans
01/23	L	80	93	Toronto
02/05	W	96	73	L.A. Lakers
02/07	L	80	110	Boston
02/08	L	87	99	at New Jersey
02/11	W	113	88	Washington
02/17	L	85	106	at Denver
02/19	W	112	101	at Seattle
02/20	L	88	116	at L.A. Lakers
02/23	L	66	76	Detroit
02/24	L	75	86	at Atlanta
02/28	L	74	81	at Indiana
02/29	W	81	74	Minnesota
03/03	L	77	88	at New York
03/04	L	105	114	Sacramento
03/06	W	97	88	Chicago
03/08	W	97	92	Milwaukee
03/09	W	89	81	at Chicago
03/12	W	99	94 **	New York
03/14	L	69	85	at Detroit
03/16	L	79	82	at Memphis
03/17	L	80	104	at New Orleans
03/20	L	69	101	at Miami
03/22	W	107	98	Dallas
03/24	W	99	94	Phoenix
03/26	W	86	71	Cleveland
03/28	L	65	89	at Boston
03/30	W	95	71	Golden State
04/01	L	82	88	Portland
04/03	L	75	86	New York
04/06	W	103	100 *	at Atlanta
04/09	L	80	83	Washington
04/11	L	75	89	at New Jersey
04/12	L	93	107	Indiana
04/14	L	89	95	at Orlando

\* denotes overtime

\*\* denotes double-overtime

# Year-By-Year



## 2004-05 SEASON STATISTICS

RECORD: 43-39 (.524) HOME: 25-16 AWAY: 18-23 2ND ATLANTIC DIVISION

PLAYER	G-GS	MIN	FG-FGA	PCT	FT-FTA	PCT	OFF	DEF	TOT	AST	PF-DQ	STL	TO	BLK	PTS	AVG
Iverson	75-75	3174	771-1818	.424	656-786	.835	51	248	299	596	140-1	180	344	9	2302	30.7
Webber	21-21	702	143-366	.391	38-49	.776	36	129	165	66	70-3	26	49	19	328	15.6
Jackson	81-23	1976	340-731	.465	289-349	.828	184	222	406	81	171-0	32	131	18	969	12.0
Korver	82-57	2667	317-759	.418	82-96	.854	40	339	379	182	265-2	103	106	33	942	11.5
Thomas	47-43	1344	217-476	.456	95-119	.798	106	202	308	77	151-3	40	83	6	530	11.3
Williamson	48-5	1056	194-417	.465	130-165	.788	73	105	178	43	144-1	26	60	12	518	10.8
Iguodala	82-82	2686	269-546	.493	156-210	.743	89	375	464	246	204-2	138	139	48	741	9.0
Dalembert	72-60	1785	250-477	.524	89-148	.601	187	355	542	35	241-4	46	114	121	589	8.2
Green	57-21	1066	155-423	.366	97-125	.776	22	111	133	100	121-0	34	75	6	437	7.7
Rogers	28-7	485	63-161	.391	20-28	.714	33	71	104	26	69-0	22	20	8	169	6.0
Salmons	58-8	993	85-210	.405	35-48	.729	12	109	121	114	92-1	40	51	13	236	4.1
Davis	42-5	328	42-111	.378	14-17	.824	29	50	79	12	45-0	8	15	4	117	2.8
McKie	68-3	1118	61-142	.430	10-16	.625	20	152	172	103	116-2	48	31	17	152	2.2
Skinner	24-0	246	22-57	.386	5-17	.294	23	39	62	5	29-0	5	13	6	49	2.0
Bradley	2-0	16	4-5	.800	1-2	.500	0	3	3	1	0-0	0	1	0	9	4.5
Brown	8-0	55	2-6	.333	8-10	.800	1	10	11	4	4-0	3	5	1	12	1.5
Ollie	26-0	158	11-31	.355	6-9	.667	3	16	19	19	16-0	5	6	0	28	1.1

**76ERS** 82 19855 2946-6736 437 1731-2194 .789 909 2536 3445 1710 1878-19 756 1274 321 8128 99.1

**OPPONENTS** 82 19855 2930-6618 443 1764-2299 .767 952 2663 3615 1878 1929-15 681 1394 383 8189 99.9

3-PT FG: 76ERS 505-1453 (.348), Iverson 104-338 (.308), Webber 4-15 (.267), Jackson 0-2 (.000), Korver 226-558 (.405), Thomas 1-4 (.250), Williamson 0-2 (.000), Iguodala 47-142 (.331), Green 30-105 (.286), Rogers 23-76 (.303), Salmons 31-91 (.341), Davis 19-53 (.358), McKie 20-62 (.323), Skinner 0-1 (.000), Bradley 0-1 (.000), Brown 0-3 (.000), OPPONENTS 565-1560 (.362).

### 2004-05 GAME-BY-GAME RESULTS

DATE	WL	76ERS	OPP	TEAM
11/03	W	98	95	at Boston
11/05	L	98	108	Phoenix
11/06	L	91	99	at Detroit
11/09	L	88	96	at New York
11/10	W	108	100 *	New Jersey
11/12	W	106	104 *	at New York
11/14	W	96	87	Orlando
11/16	L	95	103	Seattle
11/18	L	80	88	San Antonio
11/21	L	83	93	at Miami
11/24	W	110	97	Boston
11/26	W	116	114 *	Washington
11/27	L	99	105	at Orlando
12/01	L	72	105	at San Antonio
12/03	L	86	94	at Memphis
12/04	L	76	77	at Houston
12/06	L	92	96	at Atlanta
12/08	L	84	119	Minnesota
12/10	W	93	88	at Chicago
12/12	W	107	101	Milwaukee
12/14	W	110	102	Denver
12/17	L	107	113 *	New York
12/18	W	116	97	at Milwaukee
12/20	L	101	103	Utah
12/22	W	102	90	at Indiana
12/27	W	111	104	at Portland
12/28	W	114	107	at Seattle
12/31	L	92	97	at Denver
01/02	L	83	89	at L.A. Clippers
01/03	W	112	104	at Golden State
01/05	W	106	99	at Utah
01/07	L	84	89	at Minnesota
01/10	L	100	109	Portland
01/12	L	78	110	at Chicago
01/14	W	106	96	Toronto
01/15	L	95	99	at Detroit
01/17	W	95	91	New Orleans
01/19	W	107	105	at Charlotte
01/22	L	111	115	at Orlando
01/24	W	106	98	Miami
01/26	L	107	117	at Washington
01/28	L	95	99 *	at New Orleans
01/29	W	93	89	at Dallas

DATE	WL	76ERS	OPP	TEAM
01/31	W	89	88	Indiana
02/02	L	95	118	Houston
02/04	W	103	85	Atlanta
02/06	W	106	104	L.A. Clippers
02/07	L	97	107 *	at New Jersey
02/09	L	95	98	Memphis
02/11	W	106	91	at Toronto
02/12	W	112	99	





# Year-By-Year



## 2005-06 SEASON STATISTICS

RECORD: 38-44 (.463) HOME: 23-18 AWAY: 15-26 2ND ATLANTIC DIVISION

PLAYER	G-GS	MIN	FG-FGA	PCT	FT-FTA	PCT	OFF	DEF	TOT	AST	PF-DQ	STL	TO	BLK	PTS	AVG
Iverson	72-72	3103	815-1822	.447	675-829	.814	44	188	232	532	121-0	140	248	10	2377	33.0
Webber	75-75	2893	617-1422	.434	263-348	.756	184	557	741	256	219-1	103	182	62	1518	20.2
Iguodala	82-82	3086	344-688	.500	263-349	.754	117	364	481	255	198-4	135	153	21	1007	12.3
Korver	82-43	2563	327-761	.430	101-119	.849	27	243	270	163	224-1	65	98	26	939	11.5
Salmons	82-24	2059	219-521	.420	155-200	.775	48	172	220	223	178-0	73	125	13	619	7.5
Dalembert	66-52	1761	196-369	.531	93-132	.705	159	382	541	25	244-9	34	107	160	485	7.3
Green	10-2	153	28-66	.424	4-5	.800	1	14	15	5	13-0	2	12	0	70	7.0
Hunter	69-35	1312	175-291	.601	71-138	.514	110	161	271	17	120-0	12	64	76	421	6.1
Nailon	22-0	237	40-80	.500	13-15	.867	23	19	42	7	32-0	8	10	4	93	4.2
Barnes	50-0	538	59-110	.536	29-43	.674	41	56	97	22	92-2	16	24	7	149	3.0
Ollie	70-23	1069	75-174	.431	41-49	.837	13	85	98	101	103-1	33	29	3	192	2.7
Randolph	57-1	487	44-97	.454	43-71	.606	55	78	133	19	83-0	19	21	12	131	2.3
Hamilton	1-0	3	0-1	.000	1-2	.500	0	0	0	0	1-0	1	0	0	1	1.0
Williams	30-0	145	23-52	.442	8-13	.615	3	16	19	10	13-0	5	13	0	56	1.9
Thomas	15-0	124	7-13	.538	8-14	.571	8	23	31	1	32-0	0	7	3	22	1.5
Bradley	46-1	367	32-79	.405	2-3	.667	40	67	107	17	39-0	5	19	7	67	1.5
Gai	2-0	5	0-0	---	0-0	---	0	0	0	0	0-0	0	0	0	0	0.0

**76ERS** 82 19905 3001-6546 .458 1770-2330 .760 873 2425 3298 1653 1712-18 651 1159 404 8147 99.4  
**OPPONENTS** 82 19905 3100-6699 .463 1609-2111 .762 974 2533 3507 1882 1898-23 630 1269 386 8307 101.3  
 3-PT FG: 76ERS 375-1031 (.364), Iverson 72-223 (.323), Webber 21-77 (.273), Iguodala 56-158 (.354), Korver 184-438 (.420), Salmons 26-87 (.299), Dalembert 0-1 (.000), Green 10-19 (.526), Barnes 2-11 (.182), Ollie 1-3 (.333), Williams 2-9 (.222), Bradley 1-5 (.200), OPPONENTS: 498-1420 (.351).

### 2005-06 GAME-BY-GAME RESULTS

DATE	W/L	76ERS	OPP	TEAM	DATE	W/L	76ERS	OPP	TEAM
11/01	L	108	117 *	Milwaukee	01/29	W	89	81	at Orlando
11/02	L	88	108	at Detroit	01/31	L	99	123	Phoenix
11/04	L	93	110	Charlotte	02/03	L	80	87	Detroit
11/05	W	111	109	at Indiana	02/04	W	100	95	at Cleveland
11/09	W	112	97	Dallas	02/06	L	81	87	Houston
11/11	W	85	81	L.A. Lakers	02/08	L	92	100	at Charlotte
11/13	W	113	108	L.A. Clippers	02/12	L	97	107	at Washington
11/15	W	104	92	Toronto	02/15	W	103	100 *	San Antonio
11/16	W	121	115	at Toronto	02/16	L	84	117	at Chicago
11/18	L	96	106	at Miami	02/22	W	116	107	Cleveland
11/19	L	120	123	Cleveland	02/24	W	116	111	at Milwaukee
11/21	W	103	91	NO/Okla. City	02/25	W	108	102	Chicago
11/23	L	97	108	at Milwaukee	02/27	L	92	104	at Dallas
11/26	L	102	105 *	at New York	03/01	W	106	101	at Houston
11/29	W	107	83	Portland	03/03	W	119	113	Washington
11/30	L	103	110	at Boston	03/05	L	93	94	Indiana
12/02	L	86	88	at NO/Okla. City	03/08	L	101	104	at Boston
12/03	L	91	100	at San Antonio	03/09	L	93	97	Denver
12/07	L	85	88	Milwaukee	03/12	W	94	91	at Memphis
12/09	W	119	115	Charlotte	03/14	L	97	111	Toronto
12/10	W	107	95	at New Jersey	03/16	L	98	102	at Seattle
12/12	W	90	89 *	Minnesota	03/17	L	89	99	at L.A. Clippers
12/14	W	106	101	Atlanta	03/19	L	89	98	at Golden State
12/16	L	105	112	Miami	03/22	W	115	106	Atlanta
12/18	W	107	80	at Toronto	03/24	L	86	102	Orlando
12/21	W	111	100	Golden State	03/26	L	79	92	at Indiana
12/23	L	108	111	at Atlanta	03/29	L	91	101	Detroit
12/27	W	108	106	at Denver	03/31	W	117	112	at New York
12/28	L	91	95	at Portland	04/02	W	114	95	New York
12/31	L	102	108	at Utah	04/04	L	91	124	at Cleveland
01/03	W	111	98	at Sacramento	04/05	L	92	99	Chicago
01/04	L	85	105	at Phoenix	04/07	L	99	109	Boston
01/06	L	93	119	at L.A. Lakers	04/08	W	89	75	at Chicago
01/09	W	107	98	Seattle	04/10	W	105	97	Washington
01/11	L	102	110	Utah	04/12	W	116	96	at New Jersey
01/13	W	125	124 ***	Boston	04/14	L	85	104	at Miami
01/16	L	76	104	at Washington	04/15	L	97	102	at Orlando
01/18	L	90	101	New Jersey	04/18	W	91	88	New Jersey
01/20	W	89	86 *	Memphis	04/19	L	86	96	at Charlotte
01/22	W	86	84	at Minnesota					
01/24	W	109	103	Sacramento					
01/26	L	115	119 *	Orlando					
01/28	W	91	76	New York					

\* denotes overtime  
 \*\* denotes double-overtime

# Year-By-Year



## 2006-07 SEASON STATISTICS

RECORD: 35-47 (.427) HOME: 21-20 AWAY: 14-27 3RD ATLANTIC DIVISION

PLAYER	G-GS	MIN	FG-FGA	PCT	FT-FTA	PCT	OFF	DEF	TOT	AST	PF-DQ	STL	TO	BLK	PTS	AVG
Iverson	15-15	640	151-366	.413	154-174	.885	7	34	41	109	21-0	33	66	1	468	31.2
Iguodala	76-76	3062	443-991	.447	452-551	.820	77	357	434	432	200-0	152	261	33	1386	18.2
Korver	74-1	2288	372-845	.440	191-209	.914	30	229	259	105	188-1	57	117	20	1067	14.4
Miller	57-56	2144	307-661	.464	160-198	.808	72	176	248	416	126-0	73	152	6	775	13.6
Green	74-36	1842	357-868	.411	74-111	.667	42	116	158	112	144-1	56	106	4	839	11.3
Webber	18-18	544	89-230	.387	18-28	.643	37	112	149	61	36-0	18	33	15	198	11.0
Dalembert	82-82	2535	356-658	.541	167-224	.746	239	494	733	64	287-9	47	161	159	879	10.7
J. Smith	54-11	1355	191-429	.445	115-136	.846	107	253	360	46	125-1	31	63	20	497	9.2
Carney	67-35	1169	182-392	.464	53-87	.609	39	89	128	26	118-0	38	43	23	442	6.6
Hunter	70-41	1605	188-326	.577	74-151	.490	114	221	335	26	137-1	13	65	76	450	6.4
Randolph	13-6	179	23-48	.479	12-22	.545	19	35	54	4	23-0	7	9	10	58	4.5
Williams	61-0	688	93-211	.441	64-92	.696	17	53	70	110	42-0	22	46	1	262	4.3
Ollie	53-23	919	81-187	.433	37-45	.822	8	66	74	130	76-0	21	47	1	199	3.8
Henderson	38-5	418	43-67	.642	33-47	.702	48	59	107	10	62-1	9	12	12	119	3.1
Jones	44-5	336	43-93	.462	23-41	.561	22	35	57	16	59-0	11	18	1	110	2.5
Amundson	10-0	87	6-15	.400	4-10	.400	13	15	28	1	15-0	1	5	8	16	1.6
McFarlin	11-0	41	5-13	.385	5-7	.714	7	4	11	1	8-0	0	1	0	15	1.4
S. Smith	8-0	28	2-8	.250	1-2	.500	1	5	6	0	4-0	1	2	0	5	0.6

**76ERS** 82 19880 2932-6408 .458 1637-2135 .767 899 2353 3252 1669 1671-14 590 1258 390 7785 94.9  
**OPPONENTS** 82 19880 3039-6570 .463 1452-1926 .754 969 2404 3373 1825 1801-6 606 1280 320 8033 98.0  
 3-PT FG: 76ERS 284-823 (.345), Iverson 12-53 (.226), Iguodala 48-155 (.310), Korver 132-307 (.430), Miller 1-19 (.053), Green 51-157 (.325), Webber 2-5 (.400), Dalembert 0-2 (.000), Smith 0-4 (.000), Carney 25-72 (.347), Williams 12-37 (.324), Ollie 0-2 (.000), Jones 1-9 (.111), McFarlin 0-1 (.000), OPPONENTS: 503-1424 (.353).

### 2006-07 GAME-BY-GAME RESULTS

DATE	W/L	76ERS	OPP	TEAM	DATE	W/L	76ERS	OPP	TEAM
11/01	W	88	75	Atlanta	01/26	L	97	105	Cleveland
11/03	W	105	103	at Orlando	01/27	W	104	89	at Atlanta
11/05	W	107	98	Miami	01/29	L	84	105	at Houston
11/07	L	86	97	at Indiana	01/31	W	89	78	at N.O./Okla. City
11/08	L	104	106	at Toronto	02/02	L	101	102	Golden State
11/10	L	101	108	vs. Denver	02/05	W	100	98 *	New Jersey
11/15	W	96	90	at Seattle	02/07	W	92	83	Charlotte
11/17	L	94	106	at Phoenix	02/09	L	89	90	L.A. Clippers
11/18	L	97	103 *	at L.A. Clippers	02/11	L	89	106	Dallas
11/21	L	87	97	Detroit	02/14	L	85	92	Washington
11/22	L	94	98	at Milwaukee	02/21	W	104	84	New York
11/24	W	123	108	Chicago	02/23	L	87	102	at Charlotte
11/25	L	95	108	at Cleveland	02/24	L	90	109	at Milwaukee
11/27	L	91	103	at Miami	02/26	W	89	82	Sacramento
12/02	L	107	112	at New Jersey	02/28	W	99	94	Phoenix
12/03	L	84	95	Minnesota	03/02	W	117	112 *	Memphis
12/06	L	94	121	at Chicago	03/04	W	99	86	New Jersey
12/08	L	98	113	Washington	03/07	W	92	89	Seattle
12/09	L	84	86	at Orlando	03/09	W	108	92	L.A. Lakers
12/11	L	79	81	Portland	03/10	W	100	96	at Indiana
12/13	L	81	101	Boston	03/13	L	92	104	at Atlanta
12/15	L	79	93	at Dallas	03/14	L	87	88	Chicago
12/16	L	98	103	at San Antonio	03/16	W	89	88	Utah
12/20	L	93	101	Indiana	03/18	L	74	124	Houston
12/22	W	98	93	at Boston	03/20	L	75	96	at Detroit
12/23	W	98	77	New York					



# Year-By-Year



## 2007-08 SEASON STATISTICS

RECORD: 40-42 (.488) HOME: 22-19 AWAY: 18-23 3RD ATLANTIC DIVISION

PLAYER	G-GS	MIN	FG-FGA	PCT	FT-FTA	PCT	OFF	DEF	TOT	AST	PF-DQ	STL	TO	BLK	PTS	AVG
Iguodala	82-82	3242	582-1277	.456	365-506	.721	85	361	446	391	187-1	171	214	49	1630	19.9
Miller	82-82	3016	569-1156	.492	257-333	.772	95	229	324	565	181-0	105	206	6	1398	17.0
Green	74-74	1970	379-870	.436	112-148	.757	32	150	182	151	119-0	54	109	22	921	12.4
Williams	80-0	1862	319-752	.424	227-290	.783	41	126	167	253	130-0	81	125	13	920	11.5
Dalembert	82-82	2724	339-661	.513	186-263	.707	304	545	849	45	269-3	40	155	192	864	10.5
Korver	25-0	657	90-227	.396	31-34	.912	12	61	73	33	67-1	20	28	6	249	10.0
Young	74-22	1554	264-490	.539	76-103	.738	120	192	312	58	126-1	73	64	8	610	8.2
Carney	70-6	1039	158-392	.403	55-81	.679	50	99	149	32	96-0	39	34	23	409	5.8
Evans	81-61	1879	152-346	.439	120-257	.467	224	387	611	65	213-0	86	108	8	425	5.2
Smith	76-1	1107	141-310	.455	54-82	.659	77	153	230	20	142-1	22	48	50	340	4.5
Giricek	12-0	110	13-41	.317	6-8	.750	1	13	14	11	9-0	3	8	1	37	3.1
Ollie	40-0	300	29-69	.420	12-15	.800	4	15	19	38	28-0	10	5	0	70	1.8
Amundson	16-0	64	8-16	.500	2-7	.286	7	5	12	0	13-0	1	2	1	18	1.1
Randolph	9-0	27	4-14	.286	0-0	---	9	2	11	3	5-0	1	2	3	8	0.9
Booth	31-0	204	9-27	.333	6-10	.600	6	32	38	8	35-0	6	4	18	24	0.8

**76ERS** 82 19755 3056-6648 .460 1509-2137 .706 1067 2370 3437 1673 1620-7 712 1172 400 7923 96.6  
**OPPONENTS** 82 19755 3000-6504 .461 1332-1726 .772 923 2293 3216 1903 1708-4 550 1289 420 7889 96.2  
 3-PT FG: 76ERS 302-952 (.317), Iguodala 101-307 (.329), Miller 3-34 (.088), Green 51-179 (.285), Williams 55-153 (.359), Dalembert 0-1 (.000), Korver 38-108 (.352), Young 6-19 (.316), Carney 38-120 (.317), Evans 1-1 (1.000), Smith 4-14 (.286), Giricek 515 (.333), Ollie 0-1 (.000).  
 OPPONENTS: 557-1549 (.360).

### 2007-08 GAME-BY-GAME RESULTS

DATE	WL	76ERS	OPP	TEAM	DATE	WL	76ERS	OPP	TEAM
10/31	L	97	106	at Toronto	01/25	L	81	89	at New York
11/02	W	96	85	at Chicago	01/26	W	103	96	at Charlotte
11/03	L	88	93	New Jersey	01/30	W	112	69	Milwaukee
11/07	W	94	63	Charlotte	02/01	L	106	108	Orlando
11/09	L	103	105	Toronto	02/04	L	91	96	at Atlanta
11/11	L	72	93	New Orleans	02/05	W	101	96	Washington
11/13	L	84	99	at Dallas	02/07	W	101	84	Miami
11/14	L	76	95	at New Orleans	02/09	W	101	80	L.A. Clippers
11/16	W	92	88	Portland	02/11	W	84	76	Dallas
11/20	L	101	116	at Washington	02/13	W	102	88	Memphis
11/23	L	78	83	at Detroit	02/19	L	88	104	at Minnesota
11/24	L	98	100	* Golden State	02/20	W	124	84	New York
11/27	W	114	99	at Milwaukee	02/22	L	99	115	at Orlando
11/28	L	95	106	Utah	02/23	W	101	96	* at Miami
11/30	W	85	84	Washington	02/27	W	101	89	Orlando
12/01	L	92	94	* at New Jersey	02/29	L	97	119	at Golden State
12/03	L	79	88	Atlanta	03/01	W	119	114	at Phoenix
12/05	L	103	113	Boston	03/03	W	106	80	at L.A. Clippers
12/07	W	101	90	New York	03/07	W	117	83	Seattle
12/08	W	105	77	at New York	03/09	W	119	97	at Milwaukee
12/10	W	100	88	Houston	03/10	L	86	100	Boston
12/12	W	98	94	Minnesota	03/12	W	83	82	at Detroit
12/14	L	99	109	Sacramento	03/14	W	110	106	at Chicago
12/15	W	92	86	at Cleveland	03/15	W	103	96	San Antonio
12/19	L	85	102	at Indiana	03/19	W	115	113	Denver
12/21	L	101	106	L.A. Lakers	03/21	L	95	113	at Orlando
12/22	W	99	97	at Memphis	03/22	W	91	87	New Jersey
12/26	W	96	85	Miami	03/24	W	95	90	at Boston
12/28	W	92	80	at Sacramento	03/26	W	121	99	Chicago
12/30	L	72	97	at Portland	03/28	L	93	107	Phoenix
12/31	W	98	90	at Seattle	03/30	L	88	91	at Cleveland
01/02	L	107	110	at Utah	04/01	W	108	99	at New Jersey
01/04	L	93	124	at L.A. Lakers	04/04	W	109	104	at Atlanta
01/06	L	96	109	at Denver	04/05	L	85	92	Atlanta
01/08	L	83	87	Milwaukee	04/09	W	101	94	Detroit
01/09	L	96	109	at Toronto	04/11	L	76	85	Indiana
01/11	L	97	100	Chicago	04/12	L	93	109	at Washington
01/14	L	82	89	at San Antonio	04/14	L	90	91	Cleveland
01/15	W	111	107	at Houston	04/16	L	109	115	at Charlotte
01/18	L	89	116	at Boston					
01/19	W	99	95	Toronto					
01/21	L	103	110	Indiana					
01/23	L	78	86	Detroit					

\* denotes overtime

# Year-By-Year



## 2008-09 SEASON STATISTICS

RECORD: 41-41 (.500) HOME: 24-17 AWAY: 17-24 2ND ATLANTIC DIVISION

PLAYER	G-GS	MIN	FG-FGA	PCT	FT-FTA	PCT	OFF	DEF	TOT	AST	PF-DQ	STL	TO	BLK	PTS	AVG
Iguodala	82-82	3269	542-1147	.473	377-521	.724	92	379	471	434	152-1	131	222	36	1541	18.8
Miller	82-82	2976	492-1041	.473	338-409	.826	123	245	368	534	196-1	109	199	14	1337	16.3
Young	75-71	2577	475-960	.495	139-189	.735	139	238	377	86	165-0	100	118	23	1145	15.3
Brand	29-23	920	163-365	.447	73-108	.676	77	177	254	37	78-1	17	68	45	399	13.8
Williams	81-0	1919	336-844	.398	304-385	.790	36	129	165	242	128-0	85	151	14	1039	12.8
Green	81-60	1828	286-658	.435	62-85	.729	29	97	126	158	154-0	53	64	13	685	8.5
Speights	79-2	1263	252-502	.502	102-132	.773	123	170	293	30	181-0	27	46	56	608	7.7
Dalembert	82-82	2036	216-434	.498	91-124	.734	214	487	701	18	248-2	33	117	146	523	6.4
Marshall	25-0	189	33-73	.452	3-6	.500	6	34	40	15	24-0	4	6	5	94	3.8
Evans	79-7	1140	79-178	.444	104-175	.594	135	226	361	26	161-0	41	69	8	262	3.3
Ivey	71-0	861	69-208	.332	34-43	.791	19	57	76	43	76-0	36	23	7	211	3.0
Rush	25-1	199	20-58	.345	4-4	1.000	0	15	15	15	10-0	5	10	1	54	2.2
Ratliff	46-0	579	34-64	.531	21-35	.600	46	82	128	9	77-0	17	14	47	89	1.9

**76ERS** 82 19755 2997-6532 .459 1652-2216 .745 1039 2336 3375 1647 1650-5 658 1157 415 7987 97.4  
**OPPONENTS** 82 19755 2997-6489 .462 1402-1792 .782 935 2285 3220 1799 1786-10 575 1278 400 7981 97.3  
 3-PT FG: 76ERS 341-1072 (.318), Iguodala 80-261 (.307), Miller 15-53 (.283), Young 56-164 (.341), Williams 63-220 (.286), 51-161 (.317), Speights 2-8 (.250), Dalembert 0-2 (.000), Marshall 25-55 (.455), Evans 0-1 (.000), Ivey 39-114 (.342), Rush 10-33 (.303).  
 OPPONENTS: 585-1595 (.367).

### 2008-09 GAME-BY-GAME RESULTS

DATE	WL	76ERS	OPP	TEAM	DATE	WL	76ERS	OPP	TEAM
10/29	L	84	95	Toronto	1/28	W	95	93	at Houston
10/31	W	116	87	New York	1/30	W	104	94	Washington
11/1	L	88	95	at Atlanta	1/31	L	83	85	New Jersey
11/3	W	125	91	Sacramento	2/3	L	99	100	Boston
11/5	L	83	106	at Miami	2/5	W	99	94	Indiana
11/6	L	88	98	at Orlando	2/7	W	94	84	Miami
11/11	L	80	93	Utah	2/9	W	108	91	Phoenix
11/12	W	106	96	at Toronto	2/11	W	91	87	Memphis
11/14	W	94	92	at Indiana	2/17	L	91	100	at Indiana
11/15	W	110	85	Oklahoma City	2/18	L	89	101	Denver
11/19	L	96	102	at Minnesota	2/21	L	91	97	at Miami
11/21	W	89	88	L.A. Clippers	2/23	L	96	98	at New Jersey
11/23	W	89	81	Golden State	2/25	W	106	98	at Washington
11/24	L	84	93	at Charlotte	2/27	W	108	103	at New York
11/26	L	94	96	Orlando	2/28	L	100	106	Orlando
11/28	L	78	102	at Boston	3/2	L	91	98	New Orleans
11/30	L	92	103	Chicago	3/7	W	110	105	at Memphis
12/2	W	103	95	* at Chicago	3/8	L	74	89	at Oklahoma City
12/3	L	102	114	L.A. Lakers	3/11	W	115	106	Toronto
12/5	W	96	91	at Detroit	3/13	W	104	101	Chicago
12/6	L	84	95	New Jersey	3/15	W	85	77	Miami
12/10	L	93	101	Cleveland	3/17	W	94	93	at L.A. Lakers
12/12	L	72	88	at Cleveland	3/18	L	116	126	at Phoenix
12/13	W	104	89	Washington	3/20	L	111	119	at Golden State
12/17	W	93	88	Milwaukee	3/22	W	112	100	at Sacramento
12/19	W	109	103	at Washington	3/23	W	114	108	* at Portland
12/20	L	94	95	Indiana	3/25	W	96	88	Minnesota
12/23	L	91	110	at Boston	3/27	L	95	100	Charlotte
12/26	L	101	105	at Denver	3/29	L	97	101	at Detroit
12/29	L	95	112	at Utah	3/31	W	98	85	Atlanta
12/31	W	100	92	at L.A. Clippers	4/2	W	105	95	Milwaukee
1/2	L	86	96	at Dallas	4/4	W	95	90	Detroit
1/3	L	106	108	at San Antonio	4/5	L	67	96	at New Jersey
1/6	W	104	96	Houston	4/7	L	98	101	at Charlotte
1/7	W	110	105	at Milwaukee	4/9	L	99	113	at Chicago
1/9	W	93	87	Charlotte	4/10	L	92	102	Cleveland
1/11	W	109	94	at Atlanta	4/12	L	104	111	at Toronto
1/14	W	100	79	Portland	4/14	L	98	100	Boston
1/16	W	109	87	SAN AN					





# Year-By-Year



## 2009-10 SEASON STATISTICS

RECORD: 27-55 (.329)

HOME: 12-29

AWAY: 15-26

4TH ATLANTIC DIVISION


PLAYER	G-GS	MIN	FG-FGA	PCT	FT-FTA	PCT	OFF	DEF	TOT	AST	PF-DQ	STL	TO	BLK	PTS	AVG
Iguodala	82-82	3193	496-1120	.443	315-430	.733	82	447	529	472	145-0	141	218	55	1401	17.1
Williams	64-38	1912	318-677	.470	192-233	.824	25	162	187	268	110-1	80	106	15	898	14.0
Young	67-45	2145	382-813	.470	114-165	.691	130	220	350	97	133-0	81	126	15	926	13.8
Iverson	25-24	798	121-290	.417	98-119	.824	15	60	75	102	43-0	18	57	2	348	13.9
Brand	76-57	2297	412-858	.480	172-233	.738	179	282	461	109	232-1	82	131	80	996	13.1
Green	73-18	1553	248-543	.457	95-114	.833	20	109	129	152	135-0	32	67	11	638	8.7
Speights	62-1	1016	212-444	.477	108-145	.745	85	167	252	36	152-2	29	51	34	532	8.6
Dalembert	82-80	2124	285-523	.545	97-133	.729	239	545	784	64	252-5	42	123	151	667	8.1
Holiday	73-51	1767	230-520	.442	65-86	.756	56	135	191	280	153-0	79	156	18	587	8.0
Kapono	57-12	976	126-301	.419	9-15	.600	14	52	66	39	80-0	21	34	6	324	5.7
Carney	68-0	857	113-282	.401	52-63	.825	26	111	137	37	79-0	25	21	20	319	4.7
Meeks	19-0	233	40-91	.440	13-18	.722	4	23	27	17	19-0	5	5	1	112	5.9
Smith	56-2	658	75-174	.431	29-42	.690	54	81	135	33	110-1	21	35	28	189	3.4
Ivey	26-0	236	26-55	.473	6-7	.857	5	21	26	17	25-0	10	5	2	70	2.7
Elson	1-0	4	1-2	.500	0-3	.000	1	0	1	0	0-0	0	0	0	2	2.0
Brezec	7-0	36	2-13	.154	1-2	.500	6	6	12	0	9-0	1	0	1	5	0.7
<b>76ERS</b>	<b>82</b>	<b>- 19805</b>	<b>3087-6706</b>	<b>.460</b>	<b>1366-1808</b>	<b>.756</b>	<b>941</b>	<b>2421</b>	<b>3362</b>	<b>1723</b>	<b>1677-10</b>	<b>667</b>	<b>1192</b>	<b>439</b>	<b>8014</b>	<b>97.7</b>
<b>OPPONENTS</b>	<b>82</b>	<b>- 19805</b>	<b>3105-6573</b>	<b>.472</b>	<b>1518-1983</b>	<b>.766</b>	<b>888</b>	<b>2470</b>	<b>3358</b>	<b>1810</b>	<b>1534-4</b>	<b>621</b>	<b>1189</b>	<b>332</b>	<b>8334</b>	<b>101.6</b>

3-PT FG: 76ERS 474-1381 (.343), Iguodala 94-303 (.310), Williams 70-206 (.340), Young 48-138 (.348), Iverson 8-24 (.333), Brand 0-1 (.000), Green 47-136 (.346), Speights 0-5 (.000), Holiday 62-159 (.390), Kapono 63-171 (.368), Carney 41-135 (.304), Meeks 19-50 (.380), Smith10-29 (.345), Ivey 12-24 (.500).  
 OPPONENTS: 606-1542 (.393).

### 2009-10 GAME-BY-GAME RESULTS

DATE	W/L	76ERS	OPP	TEAM	DATE	W/L	76ERS	OPP	TEAM
10/28	L	106	120	at Orlando	01/22	W	92	81	DALLAS
10/30	W	99	86	MILWAUKEE	01/23	W	107	97	at Indiana
10/31	W	141	127	at New York	01/25	L	98	109	INDIANA
11/03	L	74	105	BOSTON	01/27	L	88	91	at Milwaukee
11/06	W	97	94	NEW JERSEY	01/29	L	91	99	L.A. LAKERS
11/08	L	81	88	at Detroit	01/31	W	83	79	at New Jersey
11/09	L	115	119	PHOENIX	02/03	W	106	103	CHICAGO
11/11	W	82	79	at New Jersey	02/05	W	101	94	at New Orleans
11/13	L	90	112	UTAH	02/06	W	102	95	at Houston
11/14	L	88	94	at Chicago	02/09	W	119	97	MINNESOTA
11/18	W	86	84	CHARLOTTE	02/10	L	93	104	at Toronto
11/20	L	97	102	MEMPHIS	02/16	L	78	105	MIAMI
11/21	L	91	97	at Cleveland	02/19	W	106	94	SAN ANTONIO
11/24	L	107	108	at Washington	02/20	L	90	122	at Chicago
11/25	L	110	113	at Boston	02/23	W	110	102	at Golden State
11/27	L	86	100	ATLANTA	02/24	L	95	106	at Phoenix
11/29	L	89	97	at San Antonio	02/26	L	90	99	at L.A. Lakers
11/30	L	102	104	at Dallas	03/01	L	105	126	ORLANDO
12/02	L	106	117	at Oklahoma Cit	03/03	L	93	112	at Atlanta
12/05	L	105	106	at Charlotte	03/05	L	86	96	BOSTON
12/07	L	83	93	DENVER	03/07	W	114	101	at Toronto
12/09	L	86	90	DETROIT	03/09	L	96	107	at Indiana
12/11	L	91	96	HOUSTON	03/10	L	87	102	CHARLOTTE
12/14	W	117	101	GOLDEN STATE	03/12	L	95	100	CLEVELAND
12/16	L	101	108	CLEVELAND	03/14	L	91	104	at Miami
12/18	W	98	97	at Boston	03/15	L	84	94	NEW YORK
12/19	L	107	112	L.A. CLIPPERS	03/17	W	108	97	NEW JERSEY
12/22	L	98	105	at Washington	03/19	L	88	92	at New York
12/26	L	76	97	at Utah	03/20	L	84	98	CHICAGO
12/28	W	104	93	at Portland	03/22	L	93	109	ORLANDO
12/30	W	116	106	at Sacramento	03/24	W	101	86	at Milwaukee
12/31	L	88	104	at L.A. Clipper	03/26	W	105	98	ATLANTA
01/03	W	108	105	at Denver	03/30	L	93	111	OKLAHOMA CITY
01/05	L	97	104	WASHINGTON	03/31	L	84	103	at Charlotte
01/08	L	106	108	TORONTO	04/03	L	123	128	TORONTO
01/09	W	104	94	at Detroit	04/06	L	103	124	DETROIT
01/11	W	96	92	NEW ORLEANS	04/07	L	95	99	at Miami
01/13	L	92	93	NEW YORK	04/09	L	90	95	MILWAUKEE
01/15	W	98	86	SACRAMENTO	04/10	W	120	101	at Memphis
01/18	L	103	108	at Minnesota	04/12	L	105	107	MIAMI
01/20	L	90	98	PORTLAND	04/14	L	111	125	at Orlando

\* denotes overtime



# All-Time Roster



# All-Time Roster



Please note the following:

\* Denotes that a player played for more than one team during that particular season and the team-by-team breakdown was not available. Each respective stat line is reflective of the entire season's statistics, which also affects the player's total stat lines.

(n) Denotes years played in the NBL with Syracuse, before the Nationals joined the NBA in 1949-50. NBL statistics are factored in to individual NBA totals, but do not affect team statistics/records.

**ABDELNABY, ALAA** Duke Birthdate: June 24, 1968 #30 Drafted: 1990, 1st round (25th overall) by Portland HT: 6-10 WT: 240

	G	GS	MIN	FG	FGA	PCT	FT	FTA	PCT	OFF	DEF	TOT	A	PF	D	ST	TO	BS	PTS	AVG
1994-95	3	0	30	1	11	.091	0	0	---	3	5	8	0	2	0	0	5	0	2	0.7

**ABLE, FOREST** Western Kentucky; Louisville Birthdate: July 27, 1932 Drafted: 1956, Syracuse HT: 6-3 WT: 180

	G	GS	MIN	FG	FGA	PCT	FT	FTA	PCT	OFF	DEF	TOT	A	PF	D	ST	TO	BS	PTS	AVG
1956-57	1	---	1	0	2	.000	0	0	---	---	---	1	1	1	0	---	---	---	0	0.0

**ALSTON, DERRICK** Duquesne Birthdate: Aug. 20, 1972 #21 Drafted: 1994, 2nd Round (33rd overall) by 76ers HT: 6-11 WT: 225

	G	GS	MIN	FG	FGA	PCT	FT	FTA	PCT	OFF	DEF	TOT	A	PF	D	ST	TO	BS	PTS	AVG
1994-95	64	1	1032	120	258	.465	59	120	.492	98	121	219	33	107	1	39	53	35	299	4.7
1995-96	73	41	1614	198	387	.512	55	112	.491	127	175	302	61	191	1	56	59	52	452	6.2
<b>TOTALS</b>	<b>137</b>	<b>42</b>	<b>1746</b>	<b>318</b>	<b>645</b>	<b>.493</b>	<b>114</b>	<b>232</b>	<b>.491</b>	<b>225</b>	<b>296</b>	<b>521</b>	<b>94</b>	<b>298</b>	<b>2</b>	<b>95</b>	<b>112</b>	<b>87</b>	<b>751</b>	<b>5.5</b>

3-PT. FG: 1994-95, 0-4 (.000); 1995-96 1-3 (.333); TOTALS, 1-7 (.143)

**AMUNDSON, LOUIS** UNLV Birthdate: Dec. 7, 1982 #20 Drafted: Undrafted HT: 6-9 WT: 225

	G	GS	MIN	FG	FGA	PCT	FT	FTA	PCT	OFF	DEF	TOT	A	PF	D	ST	TO	BS	PTS	AVG
2006-07	10	0	87	6	15	.400	4	10	.400	13	15	28	1	15	0	1	5	8	16	1.6
2007-08	16	0	64	8	16	.500	2	7	.286	7	5	12	0	13	0	1	2	1	18	1.1
<b>TOTALS</b>	<b>26</b>	<b>0</b>	<b>151</b>	<b>14</b>	<b>31</b>	<b>.450</b>	<b>6</b>	<b>17</b>	<b>.343</b>	<b>20</b>	<b>20</b>	<b>40</b>	<b>1</b>	<b>28</b>	<b>0</b>	<b>2</b>	<b>7</b>	<b>9</b>	<b>34</b>	<b>1.4</b>

**PLAYOFFS**

	G	GS	MIN	FG	FGA	PCT	FT	FTA	PCT	OFF	DEF	TOT	A	PF	D	ST	TO	BS	PTS	AVG
2007-08	2	0	10	2	4	.500	1	2	.500	5	2	7	0	2	0	0	0	0	5	2.5

**ANDERSON, CLIFF** St. Joseph's Birthdate: Sept. 7, 1944 #26 Drafted: 1967, 4th round (35th overall) by L.A. Lakers HT: 6-5 WT: 200

	G	GS	MIN	FG	FGA	PCT	FT	FTA	PCT	OFF	DEF	TOT	A	PF	D	ST	TO	BS	PTS	AVG
1970-71	5	0	27	1	6	.167	5	7	.714	---	---	---	---	---	---	---	---	---	---	7

**ANDERSON, MITCHELL** Bradley Birthdate: Sept. 23, 1960 #7 Drafted: 1982, 2nd round (36th overall) by 76ers HT: 6-7 WT: 195

	G	GS	MIN	FG	FGA	PCT	FT	FTA	PCT	OFF	DEF	TOT	A	PF	D	ST	TO	BS	PTS	AVG
1982-83	13	0	48	8	22	.364	1	3	.333	4	8	12	1	6	0	1	5	0	17	1.3

3-PT. FG: 1982-83, 0-1 (.000); TOTALS, 0-1 (.000)

**ANDERSON, RON** Fresno State Birthdate: Oct. 15, 1958 #20 Drafted: 1984, 2nd round (27th overall) by Cleveland HT: 6-7 WT: 215

	G	GS	MIN	FG	FGA	PCT	FT	FTA	PCT	OFF	DEF	TOT	A	PF	D	ST	TO	BS	PTS	AVG
1988-89	82	12	2618	566	1152	.491	196	229	.856	167	239	406	139	166	1	71	126	23	1330	16.2
1989-90	78	3	2089	379	841	.451	165	197	.838	81	214	295	143	143	0	72	78	13	926	11.9
1990-91	82	13	2340	512	1055	.485	165	198	.833	103	264	367	115	163	1	65	100	13	1198	14.6
1991-92	82	11	2432	469	1008	.465	143	163	.877	96	182	278	135	128	0	86	109	11	1123	13.7
1992-93	69	0	1263	225	544	.414	72	89	.809	62	122	184	93	75	0	31	63	5	561	8.1
<b>TOTALS</b>	<b>393</b>	<b>39</b>	<b>10742</b>	<b>2151</b>	<b>4600</b>	<b>.468</b>	<b>741</b>	<b>876</b>	<b>.846</b>	<b>509</b>	<b>1021</b>	<b>1530</b>	<b>625</b>	<b>675</b>	<b>2</b>	<b>325</b>	<b>476</b>	<b>65</b>	<b>5138</b>	<b>13.1</b>

3-PT. FG: 1988-89, 2-11 (.182); 1989-90, 3-21 (.143); 1990-91, 9-43 (.209); 1991-92, 42-127 (.331); 1992-93, 39-120 (.325); TOTALS, 95-322 (.295)

**PLAYOFFS**

	G	GS	MIN	FG	FGA	PCT	FT	FTA	PCT	OFF	DEF	TOT	A	PF	D	ST	TO	BS	PTS	AVG
1988-89	3	---	109	29	51	.569	4	5	.800	7	9	16	13	10	0	1	2	2	62	20.7
1989-90	10	---	256	40	93	.430	29	30	.967	6	31	37	14	22	0	4	15	0	112	11.2
1990-91	8	---	223	35	88	.398	17	19	.895	9	12	21	19	24	0	6	12	0	88	11.0
<b>TOTALS</b>	<b>21</b>	<b>---</b>	<b>588</b>	<b>104</b>	<b>232</b>	<b>.448</b>	<b>50</b>	<b>54</b>	<b>.926</b>	<b>22</b>	<b>52</b>	<b>74</b>	<b>46</b>	<b>56</b>	<b>0</b>	<b>11</b>	<b>29</b>	<b>2</b>	<b>262</b>	<b>12.5</b>

3-PT. FG: 1988-89, 0-1 (.000); 1989-90, 3-5 (.600); 1990-91, 1-5 (.200); TOTALS, 4-11 (.364)

**ANSLEY, MICHAEL** Alabama Birthdate: Feb. 8, 1967 #45 Drafted: 1989, 2nd round (37th overall) by Orlando HT: 6-7 WT: 225

	G	GS	MIN	FG	FGA	PCT	FT	FTA	PCT	OFF	DEF	TOT	A	PF	D	ST	TO	BS	PTS	AVG
1991-92	8	0	32	5	11	.455	5	6	.833	2	2	4	2	6	0	0	3	0	15	1.9

# All-Time Roster



**ASKEW, VINCENT** Memphis State Birthdate: Feb. 28, 1966 #30 Drafted: 1987, 2nd Round (39th overall) by 76ers HT: 6-6 WT: 235

	G	GS	MIN	FG	FGA	PCT	FT	FTA	PCT	OFF	DEF	TOT	A	PF	D	ST	TO	BS	PTS	AVG
1987-88	14	2	234	22	74	.297	8	11	.727	6	16	22	33	12	0	10	12	6	52	3.7

**AUSTIN, ISAAC** Arizona State Birthdate: Aug. 18, 1969 #50 Drafted: 1991, 2nd round (48th pick) by Utah HT: 6-10 WT: 290

	G	GS	MIN	FG	FGA	PCT	FT	FTA	PCT	OFF	DEF	TOT	A	PF	D	ST	TO	BS	PTS	AVG
1993-94	14	0	201	29	66	.439	14	23	.609	25	44	69	17	29	0	5	17	10	72	5.1

**AWTREY, DENNIS** Santa Clara Birthdate: Feb. 22, 1948 #20 Drafted: 1970, 3rd round (46th overall) by 76ers HT: 6-10 WT: 250

	G	GS	MIN	FG	FGA	PCT	FT	FTA	PCT	OFF	DEF	TOT	A	PF	D	ST	TO	BS	PTS	AVG
1970-71	70	38	1292	200	421	.475	104	157	.662	---	---	430	89	211	7	---	---	---	504	7.2
1971-72	58	7	794	98	222	.441	49	76	.645	---	---	248	51	141	3	---	---	---	245	4.2
1972-73	3	2	37	3	7	.429	1	4	.250	---	---	14	2	8	0	---	---	---	7	2.3
<b>TOTALS</b>	<b>131</b>	<b>47</b>	<b>2123</b>	<b>301</b>	<b>650</b>	<b>.463</b>	<b>154</b>	<b>237</b>	<b>.650</b>	<b>---</b>	<b>---</b>	<b>692</b>	<b>142</b>	<b>360</b>	<b>10</b>	<b>---</b>	<b>---</b>	<b>---</b>	<b>756</b>	<b>6.0</b>

**PLAYOFFS**

	G	GS	MIN	FG	FGA	PCT	FT	FTA	PCT	OFF	DEF	TOT	A	PF	D	ST	TO	BS	PTS	AVG
1970-71	7	---	144	21	36	.583	11	15	.733	---	---	27	5	25	---	---	---	---	53	7.6

**BANTOM, MIKE** St. Joseph's Birthdate: Dec. 3, 1951 #42 Drafted: 1973, 1st round (8th overall) by Phoenix HT: 6-9 WT: 200

	G	GS	MIN	FG	FGA	PCT	FT	FTA	PCT	OFF	DEF	TOT	A	PF	D	ST	TO	BS	PTS	AVG
1981-82	43	1	979	156	306	.510	67	114	.588	87	139	226	46	133	0	25	64	37	380	8.8

3-PT. FG: 1981-82, 1-3 (.333); TOTALS, 1-3 (.333)

**PLAYOFFS**

	G	GS	MIN	FG	FGA	PCT	FT	FTA	PCT	OFF	DEF	TOT	A	PF	D	ST	TO	BS	PTS	AVG
1981-82	21	---	399	36	91	.396	19	42	.452	39	38	77	24	60	1	15	24	9	91	4.3

**BARKLEY, CHARLES** Auburn Birthdate: Feb. 20, 1963 #34 and #32 Drafted: 1984, 1st round (5th overall) by 76ers HT: 6-5 WT: 250

	G	GS	MIN	FG	FGA	PCT	FT	FTA	PCT	OFF	DEF	TOT	A	PF	D	ST	TO	BS	PTS	AVG
1984-85	82	60	2347	427	783	.545	293	400	.733	266	437	703	155	301	5	95	209	80	1148	14.0
1985-86	80	80	2952	595	1041	.572	396	578	.685	354	672	1026	312	333	8	173	350	125	1603	20.0
1986-87	68	62	2740	557	937	.594	429	564	.761	390	604	994	331	252	5	119	322	104	1564	23.0
1987-88	80	80	3170	753	1283	.587	714	951	.751	385	566	951	254	278	6	100	304	103	2264	28.3
1988-89	79	79	3088	700	1208	.579	602	799	.753	403	583	986	325	262	3	126	254	67	2037	25.8
1989-90	79	79	3085	706	1177	.600	557	744	.749	361	548	909	307	250	2	148	243	50	1989	25.2
1990-91	67	67	2498	665	1167	.570	475													





# All-Time Roster



## BARNES, MATT

UCLA Birthdate: Mar. 9, 1980 #21 Drafted: 2002, 2nd round (46th overall) by Memphis HT: 6-7 WT: 225

G	GS	MIN	FG	FGA	PCT	FT	FTA	PCT	OFF	DEF	TOT	A	PF	D	ST	TO	BS	PTS	AVG	
DID NOT APPEAR IN ANY GAMES AFTER BEING ACQUIRED VIA TRADE																				
2004-05																				
2005-06	50	0	538	59	110	.536	29	43	.674	41	56	97	22	92	2	16	24	7	149	3.0
3-PT. FG: 2005-06, 2-11 (.182)																				

## BARNETT, DICK

Tennessee State Birthdate: Oct. 2, 1936 Drafted: 1959, by Syracuse HT: 6-4 WT: 190

G	GS	MIN	FG	FGA	PCT	FT	FTA	PCT	OFF	DEF	TOT	A	PF	D	ST	TO	BS	PTS	AVG	
1959-60	57	—	1235	289	701	.412	128	180	.711	—	—	155	160	98	0	—	—	—	706	12.4
1960-61	78	—	2070	540	1194	.452	240	337	.712	—	—	283	218	169	0	—	—	—	1320	16.9
<b>TOTALS</b>	<b>135</b>	<b>—</b>	<b>3305</b>	<b>829</b>	<b>1895</b>	<b>.437</b>	<b>368</b>	<b>517</b>	<b>.712</b>	<b>—</b>	<b>—</b>	<b>438</b>	<b>378</b>	<b>267</b>	<b>0</b>	<b>—</b>	<b>—</b>	<b>—</b>	<b>2026</b>	<b>15.0</b>

## PLAYOFFS

G	GS	MIN	FG	FGA	PCT	FT	FTA	PCT	OFF	DEF	TOT	A	PF	D	ST	TO	BS	PTS	AVG	
1959-60	3	—	64	12	38	.316	6	7	.857	—	—	14	4	4	0	—	—	—	30	10.0
1960-61	8	—	222	49	112	.438	26	36	.722	—	—	36	12	25	0	—	—	—	124	15.5
<b>TOTALS</b>	<b>11</b>	<b>—</b>	<b>286</b>	<b>61</b>	<b>150</b>	<b>.407</b>	<b>32</b>	<b>43</b>	<b>.744</b>	<b>—</b>	<b>—</b>	<b>50</b>	<b>16</b>	<b>29</b>	<b>0</b>	<b>—</b>	<b>—</b>	<b>—</b>	<b>154</b>	<b>14.0</b>

## BARNETT, JIM

Oregon Birthdate: July 7, 1944 #33 Drafted: 1966, 1st round (8th overall) by Boston HT: 6-4 WT: 180

G	GS	MIN	FG	FGA	PCT	FT	FTA	PCT	OFF	DEF	TOT	A	PF	D	ST	TO	BS	PTS	AVG	
1976-77	16	0	231	28	64	.438	10	18	.556	7	7	14	23	28	0	4	—	0	66	4.1

## BARROS, DANA

Boston College Birthdate: Apr. 13, 1967 #3 Drafted: 1989, 1st round (16th overall) by Seattle HT: 5-11 WT: 165

G	GS	MIN	FG	FGA	PCT	FT	FTA	PCT	OFF	DEF	TOT	A	PF	D	ST	TO	BS	PTS	AVG	
1993-94	81	70	2519	412	878	.469	116	145	.800	28	168	196	424	96	0	107	167	5	1075	13.3
1994-95	82	82	3318	571	1165	.490	347	386	.899	27	247	274	619	159	1	149	242	4	1686	20.6
<b>TOTALS</b>	<b>163</b>	<b>152</b>	<b>5837</b>	<b>983</b>	<b>2043</b>	<b>.432</b>	<b>463</b>	<b>551</b>	<b>.840</b>	<b>55</b>	<b>415</b>	<b>470</b>	<b>1043</b>	<b>255</b>	<b>1</b>	<b>256</b>	<b>409</b>	<b>9</b>	<b>2761</b>	<b>16.9</b>
3-PT. FG: 1993-94, 135-354 (.381); 1994-95, 197-425 (.464); TOTALS, 332-779 (.426)																				

## ALL-STAR GAME

G	GS	MIN	FG	FGA	PCT	FT	FTA	PCT	OFF	DEF	TOT	A	PF	D	ST	TO	BS	PTS	AVG	
1995	1	0	11	2	5	.400	0	—	—	0	1	1	3	0	0	0	0	0	5	5.0
3-PT. FG: 1995, 1-3 (.333)																				

## BASKERVILLE, JERRY

Temple Birthdate: Nov. 10, 1951 #24 Drafted: N/A HT: 6-7 WT: 190

G	GS	MIN	FG	FGA	PCT	FT	FTA	PCT	OFF	DEF	TOT	A	PF	D	ST	TO	BS	PTS	AVG	
1975-76	21	0	105	8	26	.308	10	16	.625	13	15	28	3	32	0	6	—	5	26	1.2

## BECK, ERNIE

Pennsylvania Birthdate: Dec. 11, 1931 Drafted: 1953, by Syracuse HT: 6-4 WT: 190

G	GS	MIN	FG	FGA	PCT	FT	FTA	PCT	OFF	DEF	TOT	A	PF	D	ST	TO	BS	PTS	AVG	
1960-61*	10	—	82	10	29	.345	6	7	.857	—	—	23	15	10	0	—	—	—	26	2.6

## BELL, RAJA

Florida International Birthdate: Sept. 19, 1976 #11 Drafted: Undrafted HT: 6-5 WT: 204

G	GS	MIN	FG	FGA	PCT	FT	FTA	PCT	OFF	DEF	TOT	A	PF	D	ST	TO	BS	PTS	AVG	
2000-01	5	0	30	2	7	.286	0	0	—	0	1	1	0	1	0	1	2	0	5	1.0
2001-02	74	12	890	103	240	.429	36	48	.750	31	80	111	71	109	0	21	48	4	254	3.4
<b>TOTALS</b>	<b>79</b>	<b>12</b>	<b>920</b>	<b>105</b>	<b>247</b>	<b>.425</b>	<b>36</b>	<b>48</b>	<b>.750</b>	<b>31</b>	<b>81</b>	<b>112</b>	<b>71</b>	<b>110</b>	<b>0</b>	<b>22</b>	<b>50</b>	<b>4</b>	<b>259</b>	<b>4.4</b>
3-PT. FG: 2000-01, 1-3 (.333); 2001-02, 12-44 (.273); TOTALS, 13-47 (.277)																				

## PLAYOFFS

G	GS	MIN	FG	FGA	PCT	FT	FTA	PCT	OFF	DEF	TOT	A	PF	D	ST	TO	BS	PTS	AVG	
2000-01	15	0	124	12	27	.444	8	14	.250	4	9	13	7	20	0	15	5	0	43	2.3
2001-02	3	0	8	1	3	.333	0	0	—	1	0	1	0	0	0	0	0	0	2	0.7
<b>TOTALS</b>	<b>18</b>	<b>0</b>	<b>132</b>	<b>13</b>	<b>30</b>	<b>.433</b>	<b>8</b>	<b>14</b>	<b>.571</b>	<b>5</b>	<b>9</b>	<b>14</b>	<b>7</b>	<b>20</b>	<b>0</b>	<b>15</b>	<b>5</b>	<b>0</b>	<b>45</b>	<b>2.5</b>
3-PT. FG: 2000-01, 2-8 (.250); 2001-02, 0-2 (.000); TOTALS, 2-10 (.200)																				

## BENJAMIN, BENOIT

Creighton Birthdate: Nov. 22, 1964 #00 Drafted: 1985, 1st round (3rd overall) by LA Clippers HT: 7-0 WT: 265

G	GS	MIN	FG	FGA	PCT	FT	FTA	PCT	OFF	DEF	TOT	A	PF	D	ST	TO	BS	PTS	AVG	
1997-98	14	0	197	22	41	.537	19	30	.633	18	35	53	3	26	0	4	12	4	63	4.5
1998-99	6	0	33	2	7	.286	0	0	—	3	5	8	1	6	0	0	3	0	4	0.7
<b>TOTALS</b>	<b>20</b>	<b>0</b>	<b>230</b>	<b>24</b>	<b>48</b>	<b>.500</b>	<b>19</b>	<b>30</b>	<b>.633</b>	<b>21</b>	<b>40</b>	<b>61</b>	<b>4</b>	<b>32</b>	<b>0</b>	<b>4</b>	<b>15</b>	<b>4</b>	<b>67</b>	<b>3.4</b>

# All-Time Roster



## BENNETT, ELMER

Notre Dame Birthdate: Feb. 13, 1970 #5 Drafted: 1992, 2nd round (38th overall) by Atlanta HT: 6-0 WT: 170

G	GS	MIN	FG	FGA	PCT	FT	FTA	PCT	OFF	DEF	TOT	A	PF	D	ST	TO	BS	PTS	AVG	
1995-96	8	0	66	4	17	.235	3	4	.750	1	4	5	8	6	0	1	7	1	11	1.4

## BIANCHI, AL

Bowling Green Birthdate: Mar. 26, 1932 #24 Drafted: 1954, by Minneapolis HT: 6-3 WT: 185

G	GS	MIN	FG	FGA	PCT	FT	FTA	PCT	OFF	DEF	TOT	A	PF	D	ST	TO	BS	PTS	AVG	
1956-57	68	—	1577	199	567	.351	165	239	.690	—	—	227	106	198	5	—	—	—	563	8.3
1957-58	69	—	1421	215	625	.344	140	205	.683	—	—	221	114	188	4	—	—	—	570	8.3
1958-59	72	—	1779	285	756	.377	149	206	.723	—	—	199	159	260	8	—	—	—	719	10.0
1959-60	69	—	1256	211	576	.366	109	155	.703	—	—	179	169	231	5	—	—	—	531	7.7
1960-61	52	—	667	118	342	.345	60	87	.690	—	—	105	93	137	5	—	—	—	296	5.7
1961-62	80	—	1925	336	847	.397	154	221	.697	—	—	281	263	232	5	—	—	—	826	10.3
1962-63	61	—	1159	202	476	.424	120	164	.732	—	—	134	170	165	2	—	—	—	524	8.6
1963-64	78	—	1437	257	684	.376	109	141	.773	—	—	147	149	248	6	—	—	—	623	8.0
1964-66	60	—	1116	175	486	.360	54	76	.711	—	—	95	140	178	10	—	—	—	404	6.7
1965-66	78	—	1312	214	560	.382	66	98	.673	—	—	134	134	232	4	—	—	—	494	6.3
<b>TOTALS</b>	<b>687</b>	<b>—</b>	<b>13649</b>	<b>2212</b>	<b>5919</b>	<b>.374</b>	<b>1126</b>	<b>1592</b>	<b>.707</b>	<b>—</b>	<b>—</b>	<b>1722</b>	<b>1497</b>	<b>2069</b>	<b>54</b>	<b>—</b>	<b>—</b>	<b>—</b>	<b>5550</b>	<b>8.1</b>

## PLAYOFFS

G	GS	MIN	FG	FGA	PCT	FT	FTA	PCT	OFF	DEF	TOT	A	PF	D	ST	TO	BS	PTS	AVG	
1956-57	5	—	97	12	38	.316	8	12	.667	—	—	15	8	16	1	—	—	—	32	6.4
1957-58	2	—	37	4	12	.333	3	8	.375	—	—	7	2	4	0	—	—	—	11	5.5
1958-59	9	—	192	34	74	.459	14	22	.636	—	—	29	25	41	4	—	—	—	82	9.1
1959-60	2	—	18	0	8	.000	0	—	—	—	—	3	3	2	0	—	—	—	0	0.0
1960-61	7	—	90	17	46	.370	8	9	.889	—	—	7	5	20	1	—	—	—	42	6.0
1961-62	5	—	184	27	69	.391	17	20	.850	—	—	26	18	17	0	—	—	—	71	14.2
1962-63	5	—	77	15	34	.441	4	7	.571	—	—	8	2	17	0	—	—	—	34	6.8
1963-64	5	—	68	12	29	.414	3	4	.750	—	—	4	4	12	0	—	—	—	27	5.4
1964-65	11	—	308	45	118	.381	14	21	.667	—	—	16	30	45	2	—	—	—	104	9.5
1965-66	5	—	64	18	43	.419	9	12	.750	—	—	10	4	19	1	—	—	—	45	9.0
<b>TOTALS</b>	<b>56</b>	<b>—</b>	<b>1135</b>	<b>184</b>	<b>471</b>	<b>.391</b>	<b>80</b>	<b>115</b>	<b>.696</b>	<b>—</b>										



# All-Time Roster



## BOL, MANUTE

Bridgeport  
Birthdate: Oct. 16, 1962

#11  
Drafted: 1983, 5th round (97th overall) by San Diego

	G	GS	MIN	FG	FGA	PCT	FT	FTA	PCT	OFF	DEF	TOT	A	PF	D	ST	TO	BS	PTS	AVG
1990-91	82	6	1522	65	164	.396	24	41	.585	66	284	350	20	184	0	16	63	247	155	1.9
1991-92	71	2	1267	49	128	.383	12	26	.462	54	168	222	22	139	1	11	41	205	110	1.5
1992-93	58	23	855	52	127	.409	12	19	.632	44	149	193	18	87	0	14	50	119	126	2.2
1993-94	4	0	49	3	7	.429	0	0	---	2	4	6	0	8	0	2	0	9	6	1.5
<b>TOTALS</b>	<b>215</b>	<b>31</b>	<b>3693</b>	<b>169</b>	<b>426</b>	<b>.397</b>	<b>48</b>	<b>86</b>	<b>.558</b>	<b>166</b>	<b>605</b>	<b>771</b>	<b>60</b>	<b>418</b>	<b>1</b>	<b>43</b>	<b>154</b>	<b>580</b>	<b>397</b>	<b>1.8</b>

### PLAYOFFS

	G	GS	MIN	FG	FGA	PCT	FT	FTA	PCT	OFF	DEF	TOT	A	PF	D	ST	TO	BS	PTS	AVG
1990-91	8	0	109	9	18	.500	6	9	.667	4	15	19	1	14	0	1	5	12	24	3.0

## BOOTH, CALVIN

Penn State  
Birthdate: May 7, 1976

#52  
Drafted: 1999, 2nd round (35th overall) by Washington

	G	GS	MIN	FG	FGA	PCT	FT	FTA	PCT	OFF	DEF	TOT	A	PF	D	ST	TO	BS	PTS	AVG
2007-08	31	0	204	9	27	.333	6	10	.600	6	32	38	8	35	0	6	4	18	24	0.8

## BOWEN, BRUCE

Cal State Fullerton  
Birthdate: June 14, 1971

#12  
Drafted: Undrafted

	G	GS	MIN	FG	FGA	PCT	FT	FTA	PCT	OFF	DEF	TOT	A	PF	D	ST	TO	BS	PTS	AVG
1999-00	42	0	311	26	73	.356	6	12	.500	14	22	36	16	37	0	9	5	5	59	1.4

## BOWMAN, IRA

Pennsylvania  
Birthdate: June 11, 1973

#11  
Drafted: Undrafted

	G	GS	MIN	FG	FGA	PCT	FT	FTA	PCT	OFF	DEF	TOT	A	PF	D	ST	TO	BS	PTS	AVG
1999-00	11	0	20	2	2	1.000	1	2	.500	0	2	2	1	0	0	1	1	0	5	0.5
2001-02	3	0	29	5	7	.714	0	0	---	0	1	1	1	3	0	2	0	0	10	3.3
<b>TOTALS</b>	<b>14</b>	<b>0</b>	<b>49</b>	<b>7</b>	<b>9</b>	<b>.778</b>	<b>1</b>	<b>2</b>	<b>.500</b>	<b>0</b>	<b>3</b>	<b>3</b>	<b>2</b>	<b>3</b>	<b>0</b>	<b>3</b>	<b>1</b>	<b>0</b>	<b>15</b>	<b>1.1</b>

### PLAYOFFS

	G	GS	MIN	FG	FGA	PCT	FT	FTA	PCT	OFF	DEF	TOT	A	PF	D	ST	TO	BS	PTS	AVG
1999-00	7	0	11	0	2	.000	0	1	---	0	0	0	2	0	0	0	0	0	0	0.0

## BOYD, FRED

Oregon State  
Birthdate: June 13, 1950

#11  
Drafted: 1972, 1st round (5th pick) by 76ers

	G	GS	MIN	FG	FGA	PCT	FT	FTA	PCT	OFF	DEF	TOT	A	PF	D	ST	TO	BS	PTS	AVG	
1972-73	82	49	2351	362	923	.392	136	200	.680	---	---	210	301	184	1	---	---	---	860	10.5	
1973-74	75	26	1818	286	712	.402	141	195	.723	16	77	93	249	173	1	60	---	---	9	713	9.5
1974-75	66	13	1362	205	495	.414	55	115	.478	16	73	89	161	134	0	43	---	---	4	465	7.0
1975-76	6	0	33	2	6	.333	1	2	.500	0	2	2	2	5	0	---	---	---	1	0	5.8
<b>TOTALS</b>	<b>229</b>	<b>89</b>	<b>5564</b>	<b>855</b>	<b>2136</b>	<b>.400</b>	<b>333</b>	<b>512</b>	<b>.650</b>	<b>32</b>	<b>152</b>	<b>394</b>	<b>713</b>	<b>496</b>	<b>2</b>	<b>---</b>					

## BRADLEY, MICHAEL

Villanova  
Birthdate: April 18, 1979

#31  
Drafted: 2001, 1st round (17th pick) by Toronto

	G	GS	MIN	FG	FGA	PCT	FT	FTA	PCT	OFF	DEF	TOT	A	PF	D	ST	TO	BS	PTS	AVG
2004-05	2	0	16	4	5	.800	1	2	.500	0	3	3	1	0	0	0	1	0	9	4.5
2005-06	46	1	367	32	79	.405	2	3	.667	40	67	107	17	39	0	5	19	7	67	1.5
<b>TOTALS</b>	<b>48</b>	<b>1</b>	<b>383</b>	<b>36</b>	<b>84</b>	<b>.429</b>	<b>3</b>	<b>5</b>	<b>.600</b>	<b>40</b>	<b>70</b>	<b>110</b>	<b>18</b>	<b>39</b>	<b>0</b>	<b>5</b>	<b>20</b>	<b>7</b>	<b>76</b>	<b>1.6</b>

## BRADLEY, SHAWN

Brigham Young  
Birthdate: Sept. 27, 1968

#76  
Drafted: 1993, 1st round (2nd overall) by 76ers

	G	GS	MIN	FG	FGA	PCT	FT	FTA	PCT	OFF	DEF	TOT	A	PF	D	ST	TO	BS	PTS	AVG
1993-94	49	45	1385	201	491	.409	102	168	.607	98	208	306	98	170	3	45	148	147	504	10.3
1994-95	82	59	2365	315	693	.455	148	232	.638	243	416	659	53	338	18	54	142	274	773	9.5
1995-96	12	11	334	43	97	.443	19	25	.760	34	72	106	8	42	0	8	31	38	105	8.8
<b>TOTALS</b>	<b>143</b>	<b>115</b>	<b>4084</b>	<b>559</b>	<b>1281</b>	<b>.436</b>	<b>269</b>	<b>425</b>	<b>.633</b>	<b>375</b>	<b>696</b>	<b>1071</b>	<b>159</b>	<b>550</b>	<b>21</b>	<b>107</b>	<b>321</b>	<b>459</b>	<b>1387</b>	<b>9.7</b>

## BRADTKE, MARK

Redcliffe H.S., Australia  
Birthdate: Sept. 27, 1968

#50  
Drafted: Undrafted

	G	GS	MIN	FG	FGA	PCT	FT	FTA	PCT	OFF	DEF	TOT	A	PF	D	ST	TO	BS	PTS	AVG
1996-97	36	0	251	25	58	.431	9	13	.692	26	42	68	7	34	0	5	9	5	59	1.6

## BRAND, ELTON

Duke  
Birthdate: March 11, 1979

#42  
Drafted: 1999, 1st round (1st overall) by Chicago

	G	GS	MIN	FG	FGA	PCT	FT	FTA	PCT	OFF	DEF	TOT	A	PF	D	ST	TO	BS	PTS	AVG
2008-09	29	23	920	163	365	.447	73	108	.676	77	177	254	37	78	1	17	68	45	399	13.8
2009-10	76	57	2297	412	858	.480	172	233	.738	179	282	461	109	232	1	82	131	80	996	13.1
<b>TOTALS</b>	<b>105</b>	<b>80</b>	<b>3217</b>	<b>575</b>	<b>1223</b>	<b>.470</b>	<b>245</b>	<b>341</b>	<b>.718</b>	<b>256</b>	<b>459</b>	<b>715</b>	<b>146</b>	<b>310</b>	<b>2</b>	<b>99</b>	<b>199</b>	<b>125</b>	<b>1395</b>	<b>13.3</b>

316 ★ SIXERS.COM

# All-Time Roster



## BRANSON, JESSE

Elon  
Birthdate: Jan. 7, 1942

#22  
Drafted: 1965, 2nd round (9th overall) by 76ers

	G	GS	MIN	FG	FGA	PCT	FT	FTA	PCT	OFF	DEF	TOT	A	PF	D	ST	TO	BS	PTS	AVG
1965-66	5	---	14	1	6	.167	3	4	.750	---	---	9	1	4	0	---	---	---	5	1.0

## BRASCO, JAMES

New York U.  
Birthdate: Feb. 3, 1931

Drafted: 1952, by Syracuse

	G	GS	MIN	FG	FGA	PCT	FT	FTA	PCT	OFF	DEF	TOT	A	PF	D	ST	TO	BS	PTS	AVG
1952-53	10	---	111	11	48	.229	11	14	.786	---	---	15	12	18	1	---	---	---	33	3.3

## BREZEC, PRIMOZ

Slovenia  
Birthdate: Oct. 2, 1979

#7  
Drafted: 2000, 1st round (27th overall) by Indiana

	G	GS	MIN	FG	FGA	PCT	FT	FTA	PCT	OFF	DEF	TOT	A	PF	D	ST	TO	BS	PTS	AVG
2009-10	7	0	36	2	13	.154	1	2	.500	6	6	12	0	9	0	1	0	1	5	0.7

## BRIDGES, BILL

Kansas  
Birthdate: Apr. 4, 1939

#23  
Drafted: 1961, 3rd round (32nd overall) by Chicago

	G	GS	MIN	FG	FGA	PCT	FT	FTA	PCT	OFF	DEF	TOT	A	PF	D	ST	TO	BS	PTS	AVG
1971-72	64	62	2210	328	645	.509	191	272	.702	---	---	861	158	219	5	---	---	---	847	13.2
1972-73	10	10	376	47	125	.376	46	65	.708	---	---	122	23	35	0	---	---	---	140	14.0
<b>TOTALS</b>	<b>74</b>	<b>72</b>	<b>2586</b>	<b>375</b>	<b>770</b>	<b>.487</b>	<b>237</b>	<b>337</b>	<b>.703</b>	<b>---</b>										

## BRISTOW, ALLAN

Virginia Tech  
Birthdate: Aug. 23, 1951

#44  
Drafted: 1973, 2nd round (21st overall) by 76ers

	G	GS	MIN	FG	FGA	PCT	FT	FTA	PCT	OFF	DEF	TOT	A	PF	D	ST	TO	BS	PTS	AVG
1973-74	55	0	643	108	270	.400	42	57	.737	68	99	167	92	68	1	29	---	---	1	258





# All-Time Roster



## JOE BRYANT PLAYOFFS

G	GS	MIN	FG	FGA	PCT	FT	FTA	PCT	OFF	DEF	TOT	A	PF	D	ST	TO	BS	PTS	AVG	
1975-76	3	—	43	9	12	.750	5	7	.714	3	10	13	1	1	1	—	—	1	23	7.7
1976-77	10	—	74	12	31	.387	5	8	.625	2	13	15	7	13	0	6	—	2	29	2.9
1977-78	10	—	122	21	47	.447	8	11	.727	7	18	25	9	22	0	6	5	1	50	5.0
1978-79	7	—	35	10	26	.385	1	2	.500	0	1	1	4	8	0	1	2	0	21	3.0
<b>TOTALS</b>	<b>30</b>	<b>—</b>	<b>274</b>	<b>52</b>	<b>116</b>	<b>.448</b>	<b>19</b>	<b>28</b>	<b>.679</b>	<b>12</b>	<b>42</b>	<b>54</b>	<b>21</b>	<b>54</b>	<b>1</b>	<b>14</b>	<b>7</b>	<b>4</b>	<b>123</b>	<b>4.1</b>

## BRYANT, MARK

Seton Hall  
Birthdate: Apr. 25, 1965

#9  
Drafted: 1988, 1st round (21st overall) by San Antonio

HT: 6-9 WT: 250

G	GS	MIN	FG	FGA	PCT	FT	FTA	PCT	OFF	DEF	TOT	A	PF	D	ST	TO	BS	PTS	AVG	
2002-03	11	0	77	5	17	.294	2	2	1.000	7	9	16	1	12	0	1	5	1	12	1.1

## BUCKNER, GREG

Clemson  
Birthdate: Sept. 16, 1976

#21  
Drafted: 1998, 2nd round (53rd overall) by Dallas

HT: 6-4 WT: 210

G	GS	MIN	FG	FGA	PCT	FT	FTA	PCT	OFF	DEF	TOT	A	PF	D	ST	TO	BS	PTS	AVG	
2002-03	75	5	1514	185	398	.465	65	81	.802	72	144	216	96	203	0	72	62	16	450	6.0
2003-04	53	3	703	66	175	.377	20	27	.741	28	75	103	45	77	0	21	34	4	164	3.1
<b>TOTALS</b>	<b>128</b>	<b>8</b>	<b>2217</b>	<b>251</b>	<b>573</b>	<b>.438</b>	<b>85</b>	<b>108</b>	<b>.787</b>	<b>100</b>	<b>219</b>	<b>319</b>	<b>141</b>	<b>280</b>	<b>0</b>	<b>93</b>	<b>96</b>	<b>20</b>	<b>614</b>	<b>4.8</b>

3-PT FG: 2002-03, 15-55 (.273); 2003-04, 12-44 (.273); TOTALS, 27-99 (.273)

## PLAYOFFS

G	GS	MIN	FG	FGA	PCT	FT	FTA	PCT	OFF	DEF	TOT	A	PF	D	ST	TO	BS	PTS	AVG	
2002-03	10	0	112	10	31	.323	4	4	1.000	3	14	17	3	18	0	1	3	2	26	2.6

3-PT FG: 2002-03, 2-9 (.222)

## BUFORD, RODNEY

Creighton  
Birthdate: Nov. 2, 1977

#23  
Drafted: 1999, 2nd round (53rd overall) by Miami

HT: 6-5 WT: 189

G	GS	MIN	FG	FGA	PCT	FT	FTA	PCT	OFF	DEF	TOT	A	PF	D	ST	TO	BS	PTS	AVG	
2000-01	47	0	573	104	241	.432	24	29	.828	16	58	74	17	68	0	17	29	6	248	5.3

3-PT FG: 2000-01, 16-38 (.421)

## PLAYOFFS

G	GS	MIN	FG	FGA	PCT	FT	FTA	PCT	OFF	DEF	TOT	A	PF	D	ST	TO	BS	PTS	AVG	
2000-01	15	0	72	8	24	.333	2	2	1.000	5	7	12	3	15	0	4	4	1	21	1.4

3-PT FG: 2000-01, 3-6 (.500)

## BURTON, WILLIE

Minnesota  
Birthdate: May 26, 1968

#9  
Drafted: 1990, 1st round (9th overall) by Miami

HT: 6-8 WT: 219

G	GS	MIN	FG	FGA	PCT	FT	FTA	PCT	OFF	DEF	TOT	A	PF	D	ST	TO	BS	PTS	AVG	
1994-95	53	31	1564	243	606	.401	220	267	.824	49	115	164	96	167	3	32	122	19	812	15.3

3-PT FG: 1994-95, 106-275 (.385)

## CABLE, BARNEY

Bradley  
Birthdate: July 29, 1935

Drafted: 1958, 2nd round (11th overall) by Detroit

HT: 6-7 WT: 200

G	GS	MIN	FG	FGA	PCT	FT	FTA	PCT	OFF	DEF	TOT	A	PF	D	ST	TO	BS	PTS	AVG	
1959-60*	57	—	715	109	290	.376	44	67	.657	—	—	225	39	93	1	—	—	—	262	4.6
1960-61	75	—	1642	266	574	.463	73	108	.676	—	—	469	85	246	1	—	—	—	605	8.1
<b>TOTALS</b>	<b>132</b>	<b>—</b>	<b>2357</b>	<b>375</b>	<b>864</b>	<b>.434</b>	<b>117</b>	<b>175</b>	<b>.669</b>	<b>—</b>	<b>—</b>	<b>694</b>	<b>124</b>	<b>339</b>	<b>2</b>	<b>—</b>	<b>—</b>	<b>—</b>	<b>867</b>	<b>6.6</b>

## PLAYOFFS

G	GS	MIN	FG	FGA	PCT	FT	FTA	PCT	OFF	DEF	TOT	A	PF	D	ST	TO	BS	PTS	AVG	
1959-60	3	—	63	5	14	.357	4	8	.500	—	—	28	1	12	0	—	—	—	14	4.7
1960-61	8	—	185	26	65	.400	10	17	.588	—	—	61	7	29	1	—	—	—	62	7.8
<b>TOTALS</b>	<b>11</b>	<b>—</b>	<b>248</b>	<b>31</b>	<b>79</b>	<b>.392</b>	<b>14</b>	<b>25</b>	<b>.560</b>	<b>—</b>	<b>—</b>	<b>89</b>	<b>8</b>	<b>41</b>	<b>1</b>	<b>—</b>	<b>—</b>	<b>—</b>	<b>76</b>	<b>6.9</b>

## CAGE, MICHAEL

San Diego State  
Birthdate: Jan. 28, 1962

#4  
Drafted: 1984, 1st round (14th pick) by LA Clippers

HT: 6-9 WT: 248

G	GS	MIN	FG	FGA	PCT	FT	FTA	PCT	OFF	DEF	TOT	A	PF	D	ST	TO	BS	PTS	AVG	
1996-97	82	24	1247	66	141	.468	19	41	.463	112	208	320	43	118	0	48	17	42	151	1.8

## CALABRESE, GERRY

St. John's (N.Y.)  
Birthdate: Feb. 4, 1925

Drafted: 1950, by Syracuse

HT: 6-1 WT: 175

G	GS	MIN	FG	FGA	PCT	FT	FTA	PCT	OFF	DEF	TOT	A	PF	D	ST	TO	BS	PTS	AVG	
1950-51	46	—	70	197	.355	61	88	.693	—	—	65	65	80	0	—	—	—	—	201	4.4
1951-52	58	—	937	109	317	.344	73	103	.709	—	—	84	83	107	0	—	—	—	291	5.0
<b>TOTALS</b>	<b>104</b>	<b>—</b>	<b>937</b>	<b>179</b>	<b>514</b>	<b>.348</b>	<b>134</b>	<b>191</b>	<b>.702</b>	<b>—</b>	<b>—</b>	<b>149</b>	<b>148</b>	<b>187</b>	<b>0</b>	<b>—</b>	<b>—</b>	<b>—</b>	<b>492</b>	<b>4.7</b>

## PLAYOFFS

G	GS	MIN	FG	FGA	PCT	FT	FTA	PCT	OFF	DEF	TOT	A	PF	D	ST	TO	BS	PTS	AVG	
1951-52	6	—	53	10	24	.417	4	4	1.000	—	—	8	4	18	0	—	—	—	24	4.0

## CALDWELL, ADRIAN

Lamar  
Birthdate: July 4, 1966

#45  
Drafted: Undrafted

HT: 6-9 WT: 265

G	GS	MIN	FG	FGA	PCT	FT	FTA	PCT	OFF	DEF	TOT	A	PF	D	ST	TO	BS	PTS	AVG	
1996-97	27	0	365	30	57	.526	12	33	.364	38	73	111	7	60	1	8	16	7	72	2.7

# All-Time Roster



## CANNON, LARRY

La Salle  
Birthdate: Apr. 12, 1947

#14  
Drafted: 1969, 1st round (5th overall) by Chicago

HT: 6-4 1/2 WT: 195

G	GS	MIN	FG	FGA	PCT	FT	FTA	PCT	OFF	DEF	TOT	A	PF	D	ST	TO	BS	PTS	AVG	
1973-74	19	0	335	49	127	.386	19	28	.679	16	20	36	52	48	0	7	—	4	117	6.2

## CARNEY, RODNEY

Memphis  
Birthdate: April 15, 1984

#25  
Drafted: 2006 1st round (16th overall) by Chicago

HT: 6-7 WT: 205

G	GS	MIN	FG	FGA	PCT	FT	FTA	PCT	OFF	DEF	TOT	A	PF	D	ST	TO	BS	PTS	AVG	
2006-07	67	35	1169	182	392	.464	53	87	.609	39	89	128	26	118	0	38	43	23	442	6.6
2007-08	70	6	1039	158	392	.403	55	81	.679	50	99	149	32	96	0	39	34	23	409	5.8
2009-10	68	0	857	113	282	.401	52	63	.825	26	111	137	37	29	0	25	21	20	319	4.7
<b>TOTALS</b>	<b>205</b>	<b>41</b>	<b>3065</b>	<b>453</b>	<b>1066</b>	<b>.425</b>	<b>160</b>	<b>231</b>	<b>.692</b>	<b>115</b>	<b>299</b>	<b>414</b>	<b>95</b>	<b>293</b>	<b>0</b>	<b>102</b>	<b>98</b>	<b>86</b>	<b>1170</b>	<b>5.7</b>

3-PT FG: 2006-07, 25-72 (.347); 2007-08, 38-120 (.317); 2009-10, 41-135 (.304); TOTALS, 104-327 (.318)

## PLAYOFFS

G	GS	MIN	FG	FGA	PCT	FT	FTA	PCT	OFF	DEF	TOT	A	PF	D	ST	TO	BS	PTS	AVG	
2007-08	6	0	84	12	31	.387	1	2	.500	3	4	7	5	9	0	7	0	2	30	5.0

3-PT FG: 2007-08, 5-10 (.500)

## CARTER, CLARENCE (BUTCH)

Indiana  
Birthdate: June 11, 1958

#12  
Drafted: 1980, 2nd round (37th overall) by LA Lakers

HT: 6-5 WT: 180

G	GS	MIN	FG	FGA	PCT	FT	FTA	PCT	OFF	DEF	TOT	A	PF	D	ST	TO	BS	PTS	AVG	
1985-86	4	0	36	5	16	.313	5	6	.833	0	1	1	1	8	0	0	1	0	15	3.8

## CARTER, FRED

Mt. St. Mary's  
Birthdate: Feb. 14, 1945

#3  
Drafted: 1969, 3rd round (43rd overall) by Baltimore

HT: 6-3 WT: 185

G	GS	MIN	FG	FGA	PCT	FT	FTA	PCT	OFF	DEF	TOT	A	PF	D	ST	TO	BS	PTS	AVG	
1971-72	77	49	2147	440	991	.444	179	284	.630	—	—	307	199	235	4	—	—	—	1059	13.8
1972-73	81	75	2993	679	1614	.421	259	368	.704	—	—	485	349	252	8	—	—	—	1617	20.0
1973-74	78	78	3044	706	1641	.430	254	358	.709											



# All-Time Roster



## AL CERVI PLAYOFFS

	G	GS	MIN	FG	FGA	PCT	FT	FTA	PCT	OFF	DEF	TOT	A	PF	D	ST	TO	BS	PTS	AVG
1949-50	11	—	—	23	68	.338	38	46	.826	—	—	—	52	36	—	—	—	—	84	7.6
1950-51	7	—	—	17	56	.304	44	50	.880	—	—	—	33	38	1	—	—	—	78	11.1
1951-52	7	—	—	88	7	.30	.233	22	.957	—	—	—	10	15	21	—	—	—	36	5.1
1952-53	2	—	—	28	3	.600	12	15	.800	—	—	—	0	1	12	—	—	—	18	9.0
<b>TOTALS</b>	<b>27</b>	<b>—</b>	<b>116</b>	<b>50</b>	<b>159</b>	<b>.314</b>	<b>116</b>	<b>134</b>	<b>.866</b>	<b>—</b>	<b>—</b>	<b>—</b>	<b>43</b>	<b>106</b>	<b>102</b>	<b>3</b>	<b>—</b>	<b>—</b>	<b>216</b>	<b>8.0</b>

## CHAMBERLAIN, WILT

Kansas  
Birthdate: Aug. 21, 1936

#13  
Drafted: 1959, 1st round (1st overall) by Philadelphia

	G	GS	MIN	FG	FGA	PCT	FT	FTA	PCT	OFF	DEF	TOT	A	PF	D	ST	TO	BS	PTS	AVG
1964-65	35	—	—	1558	427	.808	.528	200	.380	.526	—	—	780	133	70	0	—	—	1054	30.1
1965-66	79	—	—	3737	1074	.1990	.540	501	.976	.513	—	—	1943	414	173	0	—	—	2649	33.5
1966-67	81	—	—	3682	785	.1150	.683	386	.875	.441	—	—	1957	630	143	0	—	—	1956	24.1
1967-68	82	—	—	3836	819	.1377	.595	354	.932	.380	—	—	1952	702	160	0	—	—	1992	24.3
<b>TOTALS</b>	<b>277</b>	<b>—</b>	<b>12813</b>	<b>3105</b>	<b>5325</b>	<b>.583</b>	<b>1441</b>	<b>3163</b>	<b>.456</b>	<b>—</b>	<b>—</b>	<b>5632</b>	<b>1879</b>	<b>544</b>	<b>0</b>	<b>—</b>	<b>—</b>	<b>7651</b>	<b>27.6</b>	

## PLAYOFFS

	G	GS	MIN	FG	FGA	PCT	FT	FTA	PCT	OFF	DEF	TOT	A	PF	D	ST	TO	BS	PTS	AVG
1964-65	11	—	—	536	123	.232	.530	76	.136	.559	—	—	299	48	29	0	—	—	322	29.3
1965-66	5	—	—	240	56	.110	.509	28	.68	.412	—	—	151	15	10	0	—	—	140	28.0
1966-67	15	—	—	718	132	.228	.579	62	.160	.388	—	—	437	135	37	0	—	—	326	21.7
1967-68	13	—	—	631	124	.232	.534	60	.158	.380	—	—	321	85	29	0	—	—	308	23.7
<b>TOTALS</b>	<b>44</b>	<b>—</b>	<b>2125</b>	<b>435</b>	<b>802</b>	<b>.542</b>	<b>226</b>	<b>522</b>	<b>.433</b>	<b>—</b>	<b>—</b>	<b>1208</b>	<b>283</b>	<b>105</b>	<b>0</b>	<b>—</b>	<b>—</b>	<b>1096</b>	<b>24.9</b>	

## ALL-STAR GAME

	G	GS	MIN	FG	FGA	PCT	FT	FTA	PCT	OFF	DEF	R	A	PF	D	ST	TO	BS	PTS	AVG
1966	1	1	25	8	11	.727	5	9	.556	—	—	9	3	2	0	—	—	—	21	—
1967	1	1	39	6	7	.857	2	5	.400	—	—	22	4	1	0	—	—	—	14	—
1968	1	1	25	3	4	.750	1	4	.250	—	—	7	6	2	0	—	—	—	7	—
<b>TOTALS</b>	<b>3</b>	<b>3</b>	<b>89</b>	<b>17</b>	<b>22</b>	<b>.773</b>	<b>8</b>	<b>18</b>	<b>.444</b>	<b>—</b>	<b>—</b>	<b>38</b>	<b>13</b>	<b>5</b>	<b>0</b>	<b>—</b>	<b>—</b>	<b>—</b>	<b>42</b>	<b>14.0</b>

## CHAMBERS, TOM

Utah  
Birthdate: June 21, 1959

#25  
Drafted: 1981, 1st round (8th overall) by San Diego

	G	GS	MIN	FG	FGA	PCT	FT	FTA	PCT	OFF	DEF	TOT	A	PF	D	ST	TO	BS	PTS	AVG
1997-98	1	0	10	2	2	1.000	2	2	1.000	—	—	0	2	2	0	2	1	0	6	6.0

## CHAPPELL, LEN

Wake Forest  
Birthdate: Jan. 31, 1941

#50  
Drafted: 1962, 1st round (4th overall) by Syracuse

	G	GS	MIN	FG	FGA	PCT	FT	FTA	PCT	OFF	DEF	TOT	A	PF	D	ST	TO	BS	PTS	AVG
1962-63	80	—	—	1241	281	.604	.465	148	.238	.622	—	—	461	56	171	1	—	—	710	8.9
1963-64	1	0	16	0	2	0.000	1	1	1.000	—	—	—	4	0	2	0	—	—	1	1.0
<b>TOTALS</b>	<b>81</b>	<b>0</b>	<b>1257</b>	<b>281</b>	<b>606</b>	<b>.464</b>	<b>149</b>	<b>239</b>	<b>.623</b>	<b>—</b>	<b>—</b>	<b>465</b>	<b>56</b>	<b>173</b>	<b>1</b>	<b>—</b>	<b>—</b>	<b>—</b>	<b>711</b>	<b>8.8</b>

## PLAYOFFS

	G	GS	MIN	FG	FGA	PCT	FT	FTA	PCT	OFF	DEF	TOT	A	PF	D	ST	TO	BS	PTS	AVG
1962-63	4	—	—	53	4	.21	.190	13	.16	.813	—	—	18	3	7	0	—	—	21	5.3

## CHEEKS, MAURICE

West Texas State  
Birthdate: Sept. 8, 1956

#10  
Drafted: 1978, 2nd round (36th overall) by 76ers

	G	GS	MIN	FG	FGA	PCT	FT	FTA	PCT	OFF	DEF	TOT	A	PF	D	ST	TO	BS	PTS	AVG	
1978-79	82	—	—	2409	292	.572	.510	101	.140	.721	63	191	254	431	198	2	174	193	685	8.4	
1979-80	79	—	—	2623	357	.661	.540	180	.231	.779	75	199	274	556	197	1	183	216	32	898	11.4
1980-81	81	—	—	2415	310	.581	.534	140	.178	.787	67	178	245	560	231	1	193	174	39	763	9.4
1981-82	79	—	—	2498	352	.676	.521	171	.220	.777	51	197	248	667	247	0	209	184	33	881	11.2
1982-83	79	—	—	2465	404	.745	.542	181	.240	.754	53	156	209	543	182	0	184	179	31	990	12.5
1983-84	75	—	—	2494	386	.702	.550	170	.232	.733	44	161	205	478	196	1	171	182	20	950	12.7
1984-85	78	—	—	2616	422	.741	.570	175	.199	.879	54	163	217	497	184	0	169	155	24	1025	13.1
1985-86	82	—	—	3270	490	.913	.537	282	.335	.842	55	180	235	753	160	0	207	238	27	1266	15.4
1986-87	68	—	—	2624	415	.788	.527	227	.292	.777	47	168	215	538	109	0	180	173	15	1061	15.6
1987-88	79	—	—	2871	428	.865	.495	227	.275	.825	59	194	253	635	116	0	167	160	22	1086	13.7
1988-89	71	—	—	2298	336	.696	.483	151	.195	.774	39	144	183	554	114	0	105	116	17	824	11.6
<b>TOTALS</b>	<b>853</b>	<b>852</b>	<b>28583</b>	<b>4192</b>	<b>7940</b>	<b>.529</b>	<b>2005</b>	<b>2537</b>	<b>.790</b>	<b>607</b>	<b>1931</b>	<b>2538</b>	<b>6212</b>	<b>1934</b>	<b>5</b>	<b>1942</b>	<b>1931</b>	<b>272</b>	<b>10429</b>	<b>12.2</b>	

## MAURICE CHEEKS PLAYOFFS

	G	GS	MIN	FG	FGA	PCT	FT	FTA	PCT	OFF	DEF	TOT	A	PF	D	ST	TO	BS	PTS	AVG	
1978-79	8	—	—	330	66	.121	.545	37	.56	.661	13	22	35	63	29	0	37	4	4	169	18.8
1979-80	18	—	—	675	89	.174	.511	29	.41	.707	22	52	74	111	43	0	45	45	4	208	11.6
1980-81	16	—	—	513	68	.125	.544	32	.42	.762	4	47	51	116	55	1	40	36	12	168	10.5
1981-82	21	—	—	765	125	.265	.472	50	.65	.769	15	47	62	172	58	0	48	49	6	301	14.3
1982-83	13	—	—	483	83	.165	.503	45	.64	.703	11	28	39	91	23	0	26	34	2	212	16.3
1983-84	5	—	—	171	35	.67	.522	13	.15	.867	2	10	12	19	18	0	13	10	0	83	16.6
1984-85	13	—	—	483	81	.153	.529	36	.42	.857	12	34	46	67	29	0	31	34	5	198	15.2
1985-86	12	—	—	519	94	.182	.516	62	.73	.849	13	43	56	85	18	0	13	32	3	250	20.8
1986-87	5	—	—	210	35	.66	.530	18	.21	.857	1	12	13	44	14	0	9	12	4	88	17.6
1988-89	3	—	—	128	21	.41	.512	11	.13	.846	3	8	11	39	4	0	7	3	1	53	17.7
<b>TOTALS</b>	<b>114</b>	<b>—</b>	<b>4277</b>	<b>697</b>	<b>1359</b>	<b>.513</b>	<b>333</b>	<b>432</b>	<b>.771</b>	<b>96</b>	<b>303</b>	<b>399</b>	<b>807</b>	<b>291</b>	<b>1</b>	<b>269</b>	<b>259</b>	<b>41</b>	<b>1730</b>	<b>15.2</b>	

3-P.T. FG: 1979-80, 1-5 (.200); 1980-81, 0-3 (.000); 1981-82, 1-9 (.111); 1982-83, 1-2 (.500); 1983-84, 0-1 (.000); 1984-85, 0-5 (.000); 1985-86, 0-7 (.000); 1986-87, 0-1 (.000); 1987-88, 0-1 (.000); TOTALS, 3-34 (.088)





# All-Time Roster



## COLLINS, DOUG

Illinois State  
Birthdate: July 28, 1951

#20  
Drafted: 1973, 1st round (1st overall) by 76ers  
HT: 6-6 WT: 180

	G	GS	MIN	FG	FGA	PCT	FT	FTA	PCT	OFF	DEF	TOT	A	PF	D	ST	TO	BS	PTS	AVG
1973-74	25	0	436	72	194	.371	55	72	.764	7	39	46	40	65	1	13	—	2	199	8.0
1974-75	81	76	2820	561	1150	.488	331	392	.844	104	211	315	213	291	6	108	—	17	1453	17.9
1975-76	77	77	2995	614	1196	.513	372	445	.836	126	181	307	191	249	2	110	—	24	1600	20.8
1976-77	58	47	2037	426	823	.518	210	250	.840	64	131	195	271	174	2	70	—	15	1062	18.3
1977-78	79	77	2770	643	1223	.526	267	329	.812	87	143	230	320	228	2	128	250	25	1553	19.7
1978-79	47	44	1595	358	717	.499	201	247	.814	36	87	123	191	139	1	52	131	20	917	19.5
1979-80	36	17	963	191	410	.466	113	124	.911	29	65	94	100	76	0	30	82	7	495	13.8
1980-81	12	12	329	62	126	.492	24	29	.828	6	23	29	42	23	0	7	22	4	148	12.3
TOTALS	415	350	13945	2927	5839	.501	1573	1888	.833	459	880	1339	1368	1245	14	518	485	114	7427	17.9

### PLAYOFFS

	G	GS	MIN	FG	FGA	PCT	FT	FTA	PCT	OFF	DEF	TOT	A	PF	D	ST	TO	BS	PTS	AVG
1975-76	3	—	117	23	53	.434	12	14	.857	13	8	21	10	9	0	3	—	1	58	19.3
1976-77	19	—	759	177	318	.557	71	96	.740	30	49	79	74	57	0	28	—	3	425	22.4
1977-78	10	—	342	82	165	.497	40	49	.816	8	23	31	27	29	0	3	23	0	204	20.4
TOTALS	32	—	1218	282	536	.526	123	159	.774	51	80	131	111	95	0	34	23	4	687	21.5

### ALL-STAR GAME

	G	GS	MIN	FG	FGA	PCT	FT	FTA	PCT	OFF	DEF	TOT	A	PF	D	ST	TO	BS	PTS	AVG
1976	1	0	20	5	10	.500	2	2	1.000	2	4	6	3	3	0	3	—	0	12	—
1977	1	1	21	3	6	.500	2	2	1.000	1	1	2	6	2	0	1	—	0	8	—
1978	1	0	27	3	8	.375	8	11	.727	4	1	5	8	3	0	2	—	0	14	—
1979	SELECTED BUT DID NOT PLAY DUE TO INJURY																			
TOTALS	3	1	68	11	24	.458	12	15	.800	7	6	13	17	8	0	6	—	0	34	11.3

## COLTER, STEVE

New Mexico State  
Birthdate: July 24, 1962

#14  
Drafted: 1984, 2nd round (33rd overall) by Portland  
HT: 6-3 WT: 175

	G	GS	MIN	FG	FGA	PCT	FT	FTA	PCT	OFF	DEF	TOT	A	PF	D	ST	TO	BS	PTS	AVG
1986-87	43	13	849	120	255	.471	49	68	.721	14	52	66	116	61	0	37	38	6	293	6.8
1987-88	12	0	152	15	40	.375	7	9	.778	7	11	18	26	20	0	6	11	0	37	3.1
TOTALS	55	13	1001	135	295	.458	56	77	.727	21	63	84	142	81	0	43	49	6	330	6.0

### PLAYOFFS

	G	GS	MIN	FG	FGA	PCT	FT	FTA	PCT	OFF	DEF	TOT	A	PF	D	ST	TO	BS	PTS	AVG
1986-87	—	2	8	1	2	.500	0	0	—	—	0	0	0	0	0	0	0	0	2	1.0

## CONLIN, ED

Fordham  
Birthdate: Sept. 2, 1933

Drafted: 1955, by Syracuse  
HT: 6-6 WT: 200

	G	GS	MIN	FG	FGA	PCT	FT	FTA	PCT	OFF	DEF	TOT	A	PF	D	ST	TO	BS	PTS	AVG
1955-56	66	—	1423	211	574	.368	121	178	.680	—	—	326	145	121	1	—	—	—	543	8.2
1956-57	71	—	2250	335	896	.374	283	368	.769	—	—	430	205	170	0	—	—	—	953	13.4
1957-58	60	—	1871	343	877	.391	215	270	.796	—	—	436	133	168	2	—	—	—	901	15.0
1958-59*	72	—	1955	329	891	.369	197	274	.719	—	—	394	132	188	6	—	—	—	855	11.9
TOTALS	269	—	7499	1218	3238	.376	816	1090	.749	—	—	1586	615	647	9	—	—	—	3252	12.1

### PLAYOFFS

	G	GS	MIN	FG	FGA	PCT	FT	FTA	PCT	OFF	DEF	TOT	A	PF	D	ST	TO	BS	PTS	AVG
1955-56	8	—	197	31	85	.365	22	38	.579	—	—	47	9	14	0	—	—	—	84	10.5
1956-57	5	—	164	28	71	.394	21	27	.778	—	—	17	15	11	0	—	—	—	77	15.4
1957-58	3	—	113	14	45	.311	5	7	.714	—	—	21	4	10	0	—	—	—	33	11.0
TOTALS	16	—	474	73	201	.363	48	72	.667	—	—	85	28	35	0	—	—	—	194	12.1

## COPELAND, LANARD

Georgia State  
Birthdate: July 16, 1965

#7  
Drafted: Undrafted  
HT: 6-6 WT: 210

	G	GS	MIN	FG	FGA	PCT	FT	FTA	PCT	OFF	DEF	TOT	A	PF	D	ST	TO	BS	PTS	AVG	
1989-90	23	0	110	31	68	.456	11	14	.786	4	6	10	9	12	0	1	19	1	74	3.2	
3-PT. FG:	1990-91	1-5	(200)																		

### PLAYOFFS

	G	GS	MIN	FG	FGA	PCT	FT	FTA	PCT	OFF	DEF	TOT	A	PF	D	ST	TO	BS	PTS	AVG	
1990-91	—	4	9	2	6	.333	0	0	—	—	0	1	1	0	1	0	0	1	0	4	1.0

## CORLEY, RAY

Notre Dame; Georgetown  
Birthdate: Jan. 1, 1928

Drafted: N/A  
HT: 6-0 WT: 180

	G	GS	MIN	FG	FGA	PCT	FT	FTA	PCT	OFF	DEF	TOT	A	PF	D	ST	TO	BS	PTS	AVG
1949-50	60	—	—	117	370	.316	75	122	.615	—	—	—	109	81	—	—	—	—	309	5.2

### PLAYOFFS

	G	GS	MIN	FG	FGA	PCT	FT	FTA	PCT	OFF	DEF	TOT	A	PF	D	ST	TO	BS	PTS	AVG
1949-50	6	—	—	6	36	.167	5	11	.455	—	—	—	10	5	—	—	—	—	17	2.8

# All-Time Roster



## COSTELLO, LARRY

Niagara  
Birthdate: July 2, 1931

#21  
Drafted: 1954, by Philadelphia (Warriors)  
HT: 6-1 WT: 190

	G	GS	MIN	FG	FGA	PCT	FT	FTA	PCT	OFF	DEF	TOT	A	PF	D	ST	TO	BS	PTS	AVG
1957-58	72	—	2746	378	888	.426	320	378	.847	—	—	378	317	246	3	—	—	—	1076	14.9
1958-59	70	—	2750	414	948	.437	280	349	.802	—	—	365	379	263	7	—	—	—	1108	15.8
1959-60	71	—	2469	372	822	.453	249	289	.862	—	—	388	449	234	4	—	—	—	993	14.0
1960-61	75	—	2167	407	844	.482	270	338	.799	—	—	292	413	286	9	—	—	—	1084	14.5
1961-62	63	—	1854	310	726	.427	247	295	.837	—	—	245	359	220	5	—	—	—	867	13.8
1962-63	78	—	2066	285	660	.432	288	327	.881	—	—	237	334	263	4	—	—	—	858	11.0
1963-64	45	—	1137	191	408	.476	147	170	.865	—	—	105	167	150	3	—	—	—	529	11.8
1964-65	64	—	1967	309	695	.445	243	277	.877	—	—	169	275	242	10	—	—	—	521	13.5
1965-66	49	—	976	130	293	.444	120	133	.902	—	—	103	140	141	2	—	—	—	380	7.8
1966-67	28	—	492	67	148	.453	67	81	.827	—	—	51	68	62	0	—	—	—	201	7.2
TOTALS	615	—	18624	2863	6432	.445	2231	2637	.846	—	—	2333	2901	2107	47	—	—	—	7957	12.9

### PLAYOFFS

	G	GS	MIN	FG	FGA	PCT	FT	FTA	PCT	OFF	DEF	TOT	A	PF	D	ST	TO	BS	PTS	AVG
1957-58	3	—	134	10	34	.294	14	14	1.000	—	—	25	12	6	0	—	—	—	34	11.3
1958-59	9	—	361	54	121	.446	51	61	.836	—	—	53	54	40	2	—	—	—	159	17.7
1959-60	3	—	122	20	47	.426	10	12	.833	—	—	14	20	15	1	—	—	—	50	16.7
1960-61	8	—	269	42	103	.408	47	55	.855	—	—	35	52	39	3	—	—	—	131	16.4
1961-62	5	—	167	22	51	.431	29	33	.879	—	—	16	28	21	0	—	—	—	73	14.6
1962-63	5	—	134	16	37	.432	19	23	.826	—	—	4	23	27	2	—	—	—	51	10.2
1963-64	5	—	36	3	14	.214	1													



# All-Time Roster



## CUNNINGHAM, BILLY

North Carolina  
Birthdate: June 3, 1943

#32  
Drafted: 1965, 1st round (4th overall) by 76ers

HT: 6-6 WT: 220

G	GS	MIN	FG	FGA	PCT	FT	FTA	PCT	OFF	DEF	TOT	A	PF	D	ST	TO	BS	PTS	AVG	
1965-66	80	—	2134	431	1011	.426	281	443	.634	—	599	207	301	12	—	—	—	1143	14.3	
1966-67	81	—	2168	556	1211	.459	383	558	.686	—	589	205	260	2	—	—	—	1495	18.5	
1967-68	74	—	2076	516	1178	.438	368	509	.723	—	562	187	260	3	—	—	—	1400	18.9	
1968-69	82	—	3345	739	1736	.426	556	754	.737	—	1050	287	329	10	—	—	—	2034	24.8	
1969-70	81	—	3194	802	1710	.469	510	700	.729	—	1101	352	331	15	—	—	—	2114	26.1	
1970-71	81	80	3090	702	1519	.462	455	620	.734	—	946	395	328	5	—	—	—	1859	23.0	
1971-72	75	75	2900	658	1428	.461	428	601	.712	—	918	443	295	12	—	—	—	1744	23.3	
1974-75	80	73	2859	609	1423	.428	345	444	.777	130	596	726	442	270	4	91	—	35	1563	19.5
1975-76	20	20	640	103	251	.410	68	88	.773	29	118	147	107	57	1	24	—	10	274	13.7
<b>TOTALS</b>	<b>654</b>	<b>248</b>	<b>22406</b>	<b>5116</b>	<b>11467</b>	<b>.446</b>	<b>3394</b>	<b>4717</b>	<b>.720</b>	<b>159</b>	<b>714</b>	<b>6638</b>	<b>2625</b>	<b>2431</b>	<b>64</b>	<b>115</b>	<b>—</b>	<b>45</b>	<b>13626</b>	<b>20.8</b>

### PLAYOFFS

G	GS	MIN	FG	FGA	PCT	FT	FTA	PCT	OFF	DEF	TOT	A	PF	D	ST	TO	BS	PTS	AVG
1965-66	4	—	69	5	31	.616	11	13	.846	—	18	10	11	0	—	—	—	21	5.3
1966-67	15	—	339	83	221	.376	59	90	.656	—	92	33	53	1	—	—	—	225	15.0
1967-68	3	—	86	24	43	.558	14	17	.824	—	23	10	16	1	—	—	—	62	20.7
1968-69	5	—	217	49	117	.419	24	38	.632	—	63	12	24	1	—	—	—	122	24.4
1969-70	5	—	205	61	123	.496	24	36	.667	—	52	20	19	0	—	—	—	146	29.2
1970-71	7	—	301	67	142	.472	47	67	.701	—	108	40	28	0	—	—	—	181	25.9
<b>TOTALS</b>	<b>39</b>	<b>—</b>	<b>1217</b>	<b>289</b>	<b>677</b>	<b>.427</b>	<b>179</b>	<b>261</b>	<b>.686</b>	<b>—</b>	<b>356</b>	<b>125</b>	<b>151</b>	<b>3</b>	<b>—</b>	<b>—</b>	<b>—</b>	<b>757</b>	<b>19.4</b>

### ALL-STAR GAME

G	GS	MIN	FG	FGA	PCT	FT	FTA	PCT	OFF	DEF	TOT	A	PF	D	ST	TO	BS	PTS	AVG
1969	1	0	22	5	10	.500	0	0	—	—	5	1	3	0	—	—	—	10	—
1970	1	1	28	7	13	.538	5	5	1.000	—	4	2	3	0	—	—	—	19	—
1971	1	1	19	2	8	.250	1	2	.500	—	4	3	1	0	—	—	—	5	—
1972	1	1	24	4	13	.308	6	8	.750	—	10	3	4	0	—	—	—	14	—
<b>TOTALS</b>	<b>4</b>	<b>3</b>	<b>93</b>	<b>18</b>	<b>44</b>	<b>.409</b>	<b>12</b>	<b>15</b>	<b>.800</b>	<b>—</b>	<b>23</b>	<b>9</b>	<b>11</b>	<b>0</b>	<b>—</b>	<b>—</b>	<b>—</b>	<b>48</b>	<b>12.0</b>

## CUNNINGHAM, WILLIAM

Temple  
Birthdate: Mar. 25, 1974

#50  
Drafted: Undrafted

HT: 6-11 WT: 250

G	GS	MIN	FG	FGA	PCT	FT	FTA	PCT	OFF	DEF	TOT	A	PF	D	ST	TO	BS	PTS	AVG	
1997-98	1	0	1	0	—	0	0	—	0	2	2	0	0	0	0	0	0	0	0	0.0

## CURETON, EARL

Detroit  
Birthdate: Sept. 3, 1957

#25  
Drafted: 1979, 3rd round (58th overall) by 76ers

HT: 6-9 WT: 210

G	GS	MIN	FG	FGA	PCT	FT	FTA	PCT	OFF	DEF	TOT	A	PF	D	ST	TO	BS	PTS	AVG	
1980-81	52	6	528	93	205	.454	33	64	.516	51	104	155	25	68	0	20	29	23	219	4.2
1981-82	66	8	956	149	306	.487	51	94	.543	90	180	270	32	142	0	31	44	27	349	5.3
1982-83	73	3	987	108	258	.419	33	67	.493	84	185	269	43	144	1	37	76	24	249	3.4
<b>TOTALS</b>	<b>191</b>	<b>17</b>	<b>2471</b>	<b>350</b>	<b>769</b>	<b>.455</b>	<b>117</b>	<b>225</b>	<b>.520</b>	<b>225</b>	<b>469</b>	<b>694</b>	<b>100</b>	<b>354</b>	<b>1</b>	<b>88</b>	<b>149</b>	<b>74</b>	<b>817</b>	<b>4.3</b>

### PLAYOFFS

G	GS	MIN	FG	FGA	PCT	FT	FTA	PCT	OFF	DEF	TOT	A	PF	D	ST	TO	BS	PTS	AVG	
1980-81	9	—	36	6	18	.333	0	2	.000	1	8	9	2	3	0	1	—	2	12	1.3
1981-82	12	—	75	13	41	.317	6	9	.667	12	14	26	2	12	0	1	—	1	32	2.7
1982-83	5	—	25	1	4	.250	0	0	—	0	5	5	1	5	0	2	—	0	2	0.4
<b>TOTALS</b>	<b>26</b>	<b>—</b>	<b>136</b>	<b>20</b>	<b>63</b>	<b>.317</b>	<b>6</b>	<b>11</b>	<b>.545</b>	<b>13</b>	<b>27</b>	<b>40</b>	<b>5</b>	<b>20</b>	<b>0</b>	<b>4</b>	<b>—</b>	<b>3</b>	<b>46</b>	<b>1.8</b>

## CURRY, MICHAEL

Georgia Southern  
Birthdate: Aug. 12, 1968

#20  
Drafted: Undrafted

HT: 6-5 WT: 220

G	GS	MIN	FG	FGA	PCT	FT	FTA	PCT	OFF	DEF	TOT	A	PF	D	ST	TO	BS	PTS	AVG	
1993-94	10	0	43	3	14	.214	3	4	.750	0	1	1	1	6	0	1	3	0	9	0.9

## DALEMBERT, SAMUEL

Seton Hall  
Birthdate: May 10, 1981

#1  
Drafted: 2001, 1st Round (26th overall) by 76ers

HT: 6-11 WT: 250

G	GS	MIN	FG	FGA	PCT	FT	FTA	PCT	OFF	DEF	TOT	A	PF	D	ST	TO	BS	PTS	AVG	
2001-02	34	0	177	22	50	.440	7	18	.389	25	43	68	5	30	0	6	14	13	51	1.5
2002-03	INJURED LIST - LEFT KNEE SURGERY																			
2003-04	82	53	2197	270	499	.541	112	174	.644	194	432	626	21	273	4	44	86	189	652	8.0
2004-05	62	60	1785	250	477	.524	89	148	.601	187	355	542	35	241	4	46	114	121	589	8.2
2005-06	66	52	1761	196	369	.531	93	132	.705	159	382	541	25	244	9	34	107	160	485	7.3
2006-07	82	82	2535	356	658	.541	167	224	.746	239	494	733	64	287	9	47	161	159	879	10.7
2007-08	82	82	2724	339	661	.513	186	263	.707	304	545	849	45	269	3	40	155	192	864	10.5
2008-09	82	82	2036	216	434	.498	91	124	.734	214	487	701	18	248	2	33	117	146	523	6.4
2009-10	82	80	2124	285	523	.545	97	133	.729	239	545	784	64	252	5	42	123	151	667	8.1
<b>TOTALS</b>	<b>582</b>	<b>491</b>	<b>15342</b>	<b>1934</b>	<b>3671</b>	<b>.527</b>	<b>842</b>	<b>1216</b>	<b>.692</b>	<b>1561</b>	<b>3283</b>	<b>4844</b>	<b>277</b>	<b>1844</b>	<b>36</b>	<b>292</b>	<b>877</b>	<b>1131</b>	<b>4710</b>	<b>8.1</b>

3-PT FG: 2003-04, 0-1 (.000); 2004-05, 0-0 (—); 2005-06, 0-1 (.000); 2006-07, 0-2 (.000); 2007-08, 0-1 (.000); 2008-09, 0-2 (.000); TOTALS, 0-7 (.000)

# All-Time Roster



## SAMUEL DALEMBERT PLAYOFFS

G	GS	MIN	FG	FGA	PCT	FT	FTA	PCT	OFF	DEF	TOT	A	PF	D	ST	TO	BS	PTS	AVG	
2004-05	5	5	192	26	47	.553	6	15	.400	18	46	64	2	19	0	2	9	7	58	11.6
2007-08	6	6	193	19	45	.422	16	19	.842	20	37	57	3	17	0	2	10	10	54	9.0
2008-09	6	6	133	16	26	.615	3	4	.750	10	37	47	3	24	0	2	6	9	35	5.8
<b>TOTALS</b>	<b>17</b>	<b>17</b>	<b>518</b>	<b>61</b>	<b>118</b>	<b>.517</b>	<b>25</b>	<b>38</b>	<b>.658</b>	<b>48</b>	<b>120</b>	<b>168</b>	<b>8</b>	<b>60</b>	<b>0</b>	<b>6</b>	<b>25</b>	<b>26</b>	<b>147</b>	<b>8.6</b>

## DANIELS, LLOYD

Jackson H.S., Queens, NY  
Birthdate: Sept. 4, 1967

#44  
Drafted: Undrafted

HT: 6-7 WT: 205

G	GS	MIN	FG	FGA	PCT	FT	FTA	PCT	OFF	DEF	TOT	A	PF	D	ST	TO	BS	PTS	AVG	
1994-95	5	0	63	9	27	.333	2	2	1.000	2	5	7	4	8	0	2	8	0	23	4.6

## DAVIS, JOSH

Wyoming  
Birthdate: Aug. 18, 1980

#23  
Drafted: Undrafted

HT: 6-8 WT: 235

G	GS	MIN	FG	FGA	PCT	FT	FTA	PCT	OFF	DEF	TOT	A	PF	D	ST	TO	BS	PTS	AVG	
2004-05	42	5	328	42	111	.378	14	17	.824	29	50	79	12	45	0	8	15	4	117	2.8

3-PT FG: 2004-05, 19-53 (.358)

### PLAYOFFS

G	GS	MIN	FG	FGA	PCT	FT	FTA	PCT	OFF	DEF	TOT	A	PF	D	ST	TO	BS	PTS	AVG	
2004-05	2	0	4	0	1	.000	0	0	—	0	1	1	0	1	0	0	0	0	0	0.0

## DAVIS, MARK

Texas Tech  
Birthdate: Apr. 26, 1973

#7  
Drafted: 1995, 2nd round (48th overall) by Minnesota





# All-Time Roster



## DEMPSEY, GEORGE

Kings College (Del.)  
Birthdate: July 19, 1929

Drafted: N/A

HT: 6-3 WT: 190

G	GS	MIN	FG	FGA	PCT	FT	FTA	PCT	OFF	DEF	TOT	A	PF	D	ST	TO	BS	PTS	AVG
1958-59*	57	—	694	92	215	.428	81	106	.764	—	160	68	95	0	—	—	—	265	4.6

### PLAYOFFS

G	GS	MIN	FG	FGA	PCT	FT	FTA	PCT	OFF	DEF	TOT	A	PF	D	ST	TO	BS	PTS	AVG
1958-59	5	—	30	3	8	.375	3	4	.750	—	6	4	8	0	—	—	—	9	1.8

## DIERKING, CONNIE

Cincinnati  
Birthdate: Oct. 2, 1936

#26  
Drafted: 1958, 1st round (6th overall) by Syracuse

HT: 6-10 WT: 230

G	GS	MIN	FG	FGA	PCT	FT	FTA	PCT	OFF	DEF	TOT	A	PF	D	ST	TO	BS	PTS	AVG
1958-59	64	—	726	105	260	.404	83	140	.593	—	233	34	148	2	—	—	—	293	4.6
1959-60	71	—	1119	192	526	.365	108	188	.574	—	456	54	168	4	—	—	—	492	6.9
1963-64	76	—	1286	191	514	.372	114	169	.675	—	422	50	221	3	—	—	—	496	6.5
1964-65	38	—	729	121	311	.389	54	83	.651	—	239	42	101	3	—	—	—	296	7.8
1970-71	53	—	714	122	306	.399	61	89	.685	—	227	59	109	1	—	—	—	305	5.8
<b>TOTALS</b>	<b>302</b>	<b>—</b>	<b>4574</b>	<b>731</b>	<b>1917</b>	<b>.381</b>	<b>420</b>	<b>669</b>	<b>.628</b>	<b>—</b>	<b>1577</b>	<b>239</b>	<b>747</b>	<b>13</b>	<b>—</b>	<b>—</b>	<b>—</b>	<b>1882</b>	<b>6.2</b>

### PLAYOFFS

G	GS	MIN	FG	FGA	PCT	FT	FTA	PCT	OFF	DEF	R	A	PF	D	ST	TO	BS	PTS	AVG
1958-59	4	—	34	2	12	.167	7	9	.778	—	17	2	6	0	—	—	—	11	2.8
1959-60	3	—	32	6	20	.300	0	1	1.000	—	15	1	5	0	—	—	—	12	4.0
1963-64	5	—	71	14	33	.424	5	9	.556	—	30	5	10	0	—	—	—	33	6.6
<b>TOTALS</b>	<b>12</b>	<b>—</b>	<b>137</b>	<b>22</b>	<b>65</b>	<b>.338</b>	<b>12</b>	<b>19</b>	<b>.632</b>	<b>—</b>	<b>62</b>	<b>8</b>	<b>21</b>	<b>0</b>	<b>—</b>	<b>—</b>	<b>—</b>	<b>56</b>	<b>4.7</b>

## DUMAS, RICHARD

Oklahoma State  
Birthdate: May 19, 1969

#7  
Drafted: 1991, 2nd round (46th overall) by Phoenix

HT: 6-7 WT: 210

G	GS	MIN	FG	FGA	PCT	FT	FTA	PCT	OFF	DEF	TOT	A	PF	D	ST	TO	BS	PTS	AVG	
1995-96	39	14	739	95	203	.468	49	70	.700	42	57	99	44	79	1	42	49	6	241	6.2
3-PT. FG: 1995-96, 2-9 (.244)																				

## DUNLEAVY, MIKE

South Carolina  
Birthdate: Mar. 21, 1954

#10  
Drafted: 1976, 6th round (99th overall) by 76ers

HT: 6-21/2 WT: 180

G	GS	MIN	FG	FGA	PCT	FT	FTA	PCT	OFF	DEF	TOT	A	PF	D	ST	TO	BS	PTS	AVG	
1976-77	32	0	359	60	145	.414	34	45	.756	10	24	34	56	64	1	13	—	2	154	4.8
1977-78	4	0	17	3	7	.429	2	2	1.000	0	1	1	6	0	0	1	3	0	8	2.0
<b>TOTALS</b>	<b>36</b>	<b>0</b>	<b>376</b>	<b>63</b>	<b>152</b>	<b>.414</b>	<b>36</b>	<b>47</b>	<b>.766</b>	<b>10</b>	<b>25</b>	<b>35</b>	<b>62</b>	<b>64</b>	<b>1</b>	<b>14</b>	<b>3</b>	<b>2</b>	<b>162</b>	<b>4.5</b>

### PLAYOFFS

G	GS	MIN	FG	FGA	PCT	FT	FTA	PCT	OFF	DEF	TOT	A	PF	D	ST	TO	BS	PTS	AVG	
1976-77	11	—	68	9	25	.360	4	5	.800	1	3	4	9	14	0	3	—	0	22	2.0

## DURRETT, KEN

La Salle  
Birthdate: Dec 8, 1948

#33  
Drafted: 1971, 1st round (4th overall) by Cincinnati

HT: 6-71/2 WT: 190

G	GS	MIN	FG	FGA	PCT	FT	FTA	PCT	OFF	DEF	TOT	A	PF	D	ST	TO	BS	PTS	AVG	
1974-75	27	0	270	35	88	.398	20	32	.625	21	41	62	10	42	0	4	—	4	90	3.3

## EARLE, ED

Loyola (Chicago)  
Birthdate: April 28, 1927

Drafted: N/A

HT: 6-3 WT: 190

G	GS	MIN	FG	FGA	PCT	FT	FTA	PCT	OFF	DEF	TOT	A	PF	D	ST	TO	BS	PTS	AVG
1953-54	2	—	12	1	2	.500	2	4	.500	—	2	0	0	0	—	—	—	4	2.0

## EDWARDS, BILL

Wright State  
Birthdate: Sept. 22, 1971

#40  
Drafted: Undrafted

HT: 6-8 WT: 215

G	GS	MIN	FG	FGA	PCT	FT	FTA	PCT	OFF	DEF	TOT	A	PF	D	ST	TO	BS	PTS	AVG	
1993-94	3	0	44	2	18	.111	2	5	.400	5	9	14	4	6	0	3	4	1	6	2.0
3-PT. FG: 1993-94, 0-5 (.000)																				

## EDWARDS, FRANKLIN

Cleveland State  
Birthdate: Feb. 2, 1959

#14  
Drafted: 1981, 1st round (22nd overall) by 76ers

HT: 6-1 WT: 190

G	GS	MIN	FG	FGA	PCT	FT	FTA	PCT	OFF	DEF	TOT	A	PF	D	ST	TO	BS	PTS	AVG	
1981-82	42	3	291	65	150	.433	20	27	.741	10	17	27	45	37	0	16	24	5	150	3.6
1982-83	81	3	1266	228	483	.472	86	113	.761	23	62	85	221	119	0	81	110	6	542	6.7
1983-84	60	0	654	84	221	.380	34	48	.708	12	47	59	90	78	1	31	46	5	202	3.4
<b>TOTALS</b>	<b>183</b>	<b>6</b>	<b>2211</b>	<b>377</b>	<b>854</b>	<b>.441</b>	<b>140</b>	<b>188</b>	<b>.745</b>	<b>45</b>	<b>126</b>	<b>171</b>	<b>356</b>	<b>234</b>	<b>1</b>	<b>128</b>	<b>180</b>	<b>16</b>	<b>894</b>	<b>4.9</b>
3-PT. FG: 1981-82, 0-9 (.000); 1982-83, 0-8 (.000); 1983-84, 0-1 (.000); TOTALS, 0-18 (.000)																				

### PLAYOFFS

G	GS	MIN	FG	FGA	PCT	FT	FTA	PCT	OFF	DEF	TOT	A	PF	D	ST	TO	BS	PTS	AVG	
1981-82	9	0	32	12	20	.600	8	9	.889	2	3	5	5	0	0	3	2	0	33	3.7
1982-83	12	0	101	13	32	.406	14	17	.824	2	7	9	17	7	0	5	6	0	40	3.3
<b>TOTALS</b>	<b>21</b>	<b>0</b>	<b>133</b>	<b>25</b>	<b>52</b>	<b>.481</b>	<b>22</b>	<b>26</b>	<b>.846</b>	<b>4</b>	<b>10</b>	<b>14</b>	<b>22</b>	<b>7</b>	<b>0</b>	<b>8</b>	<b>8</b>	<b>0</b>	<b>73</b>	<b>3.5</b>
3-PT. FG: 1981-82, 1-1 (.000)																				

# All-Time Roster



## ELIE, MARIO

American International  
Birthdate: Nov. 26, 1963

#8  
Drafted: 1985, 7th round (160th overall) by Milwaukee

HT: 6-5 WT: 210

G	GS	MIN	FG	FGA	PCT	FT	FTA	PCT	OFF	DEF	TOT	A	PF	D	ST	TO	BS	PTS	AVG	
1990-91	3	0	20	2	7	.286	1	2	.500	0	1	1	1	2	0	0	3	0	6	2.0
3-PT. FG: 1990-91, 31-2 (.500)																				

## ELLIS, LEROY

St. John's  
Birthdate: Mar. 10, 1940

#25  
Drafted: 1962, 1st round (6th overall) by LA Lakers

HT: 6-11 WT: 210

G	GS	MIN	FG	FGA	PCT	FT	FTA	PCT	OFF	DEF	TOT	A	PF	D	ST	TO	BS	PTS	AVG	
1972-73	69	69	2444	410	929	.441	125	156	.801	—	744	136	186	2	—	—	—	945	13.7	
1973-74	81	81	2831	326	722	.452	147	196	.750	292	598	890	189	224	2	86	—	87	799	9.9
1974-75	82	69	2183	287	623	.461	72	99	.727	195	387	582	117	178	1	44	—	55	646	7.9
1975-76	29	13	489	61	132	.462	17	28	.607	47	75	122	21	62	0	16	—	9	139	4.8
<b>TOTALS</b>	<b>261</b>	<b>232</b>	<b>7947</b>	<b>1084</b>	<b>2406</b>	<b>.451</b>	<b>361</b>	<b>479</b>	<b>.754</b>	<b>534</b>	<b>1060</b>	<b>2338</b>	<b>463</b>	<b>650</b>	<b>5</b>	<b>146</b>	<b>—</b>	<b>151</b>	<b>2529</b>	<b>9.7</b>

## ELSON, FRANCISCO

California  
Birthdate: Feb. 28, 1976

#8  
Drafted: 1999, 2nd round (41st overall) by Denver

HT: 7-0 WT: 240

G	GS	MIN	FG	FGA	PCT	FT	FTA	PCT	OFF	DEF	TOT	A	PF	D	ST	TO	BS	PTS	AVG	
2009-10	1	0	4	1	2	.500	0	3	.000	1	0	1	0	0	0	0	0	0	2	2.0

## ERVING, JULIUS

Massachusetts  
Birthdate: Feb. 22, 1950

#6  
Drafted: 1972, 1st round (12th overall) by Milwaukee

HT: 6-61/2 WT: 200

G	GS	MIN	FG	FGA	PCT	FT	FTA	PCT	OFF	DEF	TOT	A	PF	D	ST	TO	BS	PTS	AVG	
1976-77	82	77	2940	685	1373	.499	400	515	.777	192	503	695	306	251	1	159	—	113	1770	21.6
1977-78	74	68	2429	611	1217	.502	306	362	.845	179	302	481	279	207	0	135	238	97	1528	20.6
1978-79	78	76	2802	715	1455	.491	373	501	.745	198	366	564	357	207	0	133	315	100	1803	23.1
1979-80	78	78	2812	838	1614	.519	420	534	.787	215	361	576	355	208	0	170	284	140	2100	26.9
1980-81	82																			



# All-Time Roster



## EVANS, REGGIE

Iowa  
Birthdate: Nov. 18, 1980

#30  
Drafted: N/A

HT: 6-8 WT: 245

	G	GS	MIN	FG	FGA	PCT	FT	FTA	PCT	OFF	DEF	TOT	A	PF	D	ST	TO	BS	PTS	AVG
2007-08	81	61	1879	152	346	.439	120	257	.467	224	387	611	65	213	0	86	108	8	425	5.2
2008-09	79	7	1140	79	178	.444	104	175	.594	135	226	361	26	161	0	41	69	8	262	3.3
<b>TOTALS</b>	<b>160</b>	<b>68</b>	<b>3019</b>	<b>231</b>	<b>524</b>	<b>.441</b>	<b>224</b>	<b>432</b>	<b>.519</b>	<b>359</b>	<b>613</b>	<b>972</b>	<b>91</b>	<b>374</b>	<b>0</b>	<b>127</b>	<b>177</b>	<b>16</b>	<b>687</b>	<b>4.3</b>

3-PT. FG: 2007-08, 1-1 (1.000); 2008-09, 0-1 (.000); TOTALS, 1-2 (.500)

### PLAYOFFS

	G	GS	MIN	FG	FGA	PCT	FT	FTA	PCT	OFF	DEF	TOT	A	PF	D	ST	TO	BS	PTS	AVG
2007-08	6	0	148	13	26	.500	15	24	.625	16	31	47	3	20	0	5	13	0	41	6.8
2008-09	6	0	36	2	9	.222	3	4	.750	2	8	10	0	4	0	3	2	0	7	1.4
<b>TOTALS</b>	<b>12</b>	<b>0</b>	<b>184</b>	<b>15</b>	<b>35</b>	<b>.429</b>	<b>18</b>	<b>28</b>	<b>.643</b>	<b>18</b>	<b>39</b>	<b>57</b>	<b>3</b>	<b>24</b>	<b>0</b>	<b>8</b>	<b>15</b>	<b>0</b>	<b>48</b>	<b>4.0</b>

## FARLEY, DICK

Indiana  
Birthdate: April 13, 1932

#12  
Drafted: N/A

HT: 6-4 WT: 190

	G	GS	MIN	FG	FGA	PCT	FT	FTA	PCT	OFF	DEF	TOT	A	PF	D	ST	TO	BS	PTS	AVG
1954-55	69	—	1113	136	353	.385	136	201	.677	—	—	167	111	145	1	—	—	—	408	5.9
1955-56	72	—	1429	168	451	.373	143	207	.691	—	—	165	151	154	2	—	—	—	479	6.7
<b>TOTALS</b>	<b>141</b>	<b>—</b>	<b>2542</b>	<b>304</b>	<b>804</b>	<b>.378</b>	<b>279</b>	<b>408</b>	<b>.684</b>	<b>—</b>	<b>—</b>	<b>332</b>	<b>262</b>	<b>299</b>	<b>3</b>	<b>—</b>	<b>—</b>	<b>—</b>	<b>887</b>	<b>6.3</b>

### PLAYOFFS

	G	GS	MIN	FG	FGA	PCT	FT	FTA	PCT	OFF	DEF	TOT	A	PF	D	ST	TO	BS	PTS	AVG
1954-55	11	—	168	19	56	.339	14	25	.560	—	—	13	20	29	0	—	—	—	52	4.7
1955-56	8	—	169	34	72	.472	19	31	.613	—	—	21	28	31	2	—	—	—	87	10.9
<b>TOTALS</b>	<b>19</b>	<b>—</b>	<b>337</b>	<b>53</b>	<b>128</b>	<b>.414</b>	<b>33</b>	<b>56</b>	<b>.589</b>	<b>—</b>	<b>—</b>	<b>34</b>	<b>48</b>	<b>60</b>	<b>2</b>	<b>—</b>	<b>—</b>	<b>—</b>	<b>139</b>	<b>7.3</b>

## FARMER, JIM

Alabama  
Birthdate: Sept. 23, 1964

#22  
Drafted: 1987, 1st round (20th overall) by Dallas

HT: 6-4 WT: 190

	G	GS	MIN	FG	FGA	PCT	FT	FTA	PCT	OFF	DEF	TOT	A	PF	D	ST	TO	BS	PTS	AVG
1990-91	2	0	13	2	7	.286	2	2	1.000	2	3	5	0	0	0	0	1	0	6	3.0

3-PT. FG: 1990-91, 0-1 (.000)

## FILIPEK, RON

Tennessee Tech  
Birthdate: Feb. 5, 1944

#20  
Drafted: 1967, 9th round (100th overall) by 76ers

HT: 6-5 WT: 210

	G	GS	MIN	FG	FGA	PCT	FT	FTA	PCT	OFF	DEF	TOT	A	PF	D	ST	TO	BS	PTS	AVG
1967-68	19	—	73	18	47	.383	7	14	.500	—	—	25	7	12	0	—	—	—	43	2.3

## FORD, ALFONSO

Mississippi Valley State  
Birthdate: Oct. 31, 1971

#8  
Drafted: 1993, 2nd round (32nd overall) by 76ers

HT: 6-2 WT: 190

	G	GS	MIN	FG	FGA	PCT	FT	FTA	PCT	OFF	DEF	TOT	A	PF	D	ST	TO	BS	PTS	AVG
1994-95	5	0	98	9	39	.231	1	2	.500	8	12	20	9	5	0	1	8	0	19	3.8

3-PT. FG: 1994-95, 0-9 (.000)

## FOSTER, FRED

Miami (Ohio)  
Birthdate: Mar. 18, 1946

#25  
Drafted: 1968, 3rd round (28th overall) by Cincinnati

HT: 6-5 1/2 WT: 225

	G	GS	MIN	FG	FGA	PCT	FT	FTA	PCT	OFF	DEF	TOT	A	PF	D	ST	TO	BS	PTS	AVG
1970-71	66	6	888	145	360	.403	72	103	.699	—	—	147	61	113	3	—	—	—	362	5.5
1971-72	74	14	1699	347	837	.415	185	243	.761	—	—	276	90	184	3	—	—	—	879	11.9
<b>TOTALS</b>	<b>140</b>	<b>20</b>	<b>2587</b>	<b>492</b>	<b>1197</b>	<b>.411</b>	<b>257</b>	<b>346</b>	<b>.743</b>	<b>—</b>	<b>—</b>	<b>423</b>	<b>151</b>	<b>297</b>	<b>6</b>	<b>—</b>	<b>—</b>	<b>—</b>	<b>1241</b>	<b>8.9</b>

### PLAYOFFS

	G	GS	MIN	FG	FGA	PCT	FT	FTA	PCT	OFF	DEF	TOT	A	PF	D	ST	TO	BS	PTS	AVG
1970-71	5	—	49	8	19	.421	2	2	1.000	—	—	12	5	6	0	—	—	—	18	3.6

## FREE, LLOYD (WORLD)

Guilford  
Birthdate: Dec. 9, 1953

#21 and #12  
Drafted: 1975, 2nd round (23rd overall) by 76ers

HT: 6-3 WT: 185

	G	GS	MIN	FG	FGA	PCT	FT	FTA	PCT	OFF	DEF	TOT	A	PF	D	ST	TO	BS	PTS	AVG
1975-76	71	5	1121	239	533	.448	112	186	.602	64	61	125	104	107	0	37	—	6	590	8.3
1976-77	78	37	2253	467	1022	.457	334	464	.720	97	140	237	266	207	2	75	—	25	1268	16.3
1977-78	76	5	2050	390	857	.455	411	562	.731	92	120	212	306	199	0	68	200	41	1191	15.7
1986-87	20	2	285	39	123	.317	36	47	.766	5	14	19	30	26	0	5	18	4	116	5.8
<b>TOTALS</b>	<b>245</b>	<b>49</b>	<b>5709</b>	<b>1135</b>	<b>2535</b>	<b>.448</b>	<b>893</b>	<b>1259</b>	<b>.709</b>	<b>258</b>	<b>335</b>	<b>593</b>	<b>706</b>	<b>539</b>	<b>2</b>	<b>185</b>	<b>218</b>	<b>76</b>	<b>3165</b>	<b>12.9</b>

3-PT. FG: 1986-87, 2-9 (.222)

### PLAYOFFS

	G	GS	MIN	FG	FGA	PCT	FT	FTA	PCT	OFF	DEF	TOT	A	PF	D	ST	TO	BS	PTS	AVG
1975-76	3	—	62	11	28	.393	10	13	.769	1	0	1	5	6	0	3	—	0	32	10.7
1976-77	15	—	281	63	170	.371	53	77	.688	10	22	32	29	33	0	12	—	8	179	11.9
1977-78	10	—	268	51	124	.411	59	81	.728	10	21	31	37	26	0	4	26	6	161	16.1
<b>TOTALS</b>	<b>28</b>	<b>—</b>	<b>611</b>	<b>125</b>	<b>328</b>	<b>.388</b>	<b>122</b>	<b>171</b>	<b>.713</b>	<b>21</b>	<b>43</b>	<b>64</b>	<b>71</b>	<b>65</b>	<b>0</b>	<b>19</b>	<b>26</b>	<b>14</b>	<b>372</b>	<b>13.3</b>

## FREEMAN, ROD

Vanderbilt  
Birthdate: Nov. 5, 1950

#28  
Drafted: 1973, 11th round (166th overall) by 76ers

HT: 6-7 WT: 225

	G	GS	MIN	FG	FGA	PCT	FT	FTA	PCT	OFF	DEF	TOT	A	PF	D	ST	TO	BS	PTS	AVG
1973-74	35	0	265	39	103	.379	28	41	.683	22	32	54	14	42	0	12	—	1	106	3.0

# All-Time Roster



## FURLOW, TERRY

Michigan State  
Birthdate: Oct. 18, 1954

#25  
Drafted: 1976, 1st round (12th overall) by 76ers

HT: 6-5 WT: 200

	G	GS	MIN	FG	FGA	PCT	FT	FTA	PCT	OFF	DEF	TOT	A	PF	D	ST	TO	BS	PTS	AVG
1976-77	32	0	174	34	100	.340	16	18	.889	18	21	39	19	11	0	7	—	2	84	2.6

### PLAYOFFS

	G	GS	MIN	FG	FGA	PCT	FT	FTA	PCT	OFF	DEF	TOT	A	PF	D	ST	TO	BS	PTS	AVG
1976-77	5	—	16	6	11	.545	4	4	1.000	3	2	5	0	2	0	1	—	0	16	3.2

## GABOR, BILLY

Syracuse  
Birthdate: May 13, 1922

Drafted: 1948, by Rochester

HT: 5-11 WT: 180

	G	GS	MIN	FG	FGA	PCT	FT	FTA	PCT	OFF	DEF	TOT	A	PF	D	ST	TO	BS	PTS	AVG
1949-50	56	—	—	226	671	.337	157	228	.689	—	—	—	108	198	—	—	—	—	609	10.9
1950-51	61	—	—	255	745	.342	179	242	.740	—	—	150	125	213	7	—	—	—	689	11.3
1951-52	57	—	—	1085	173	.538	322	442												





# All-Time Roster



## GEIGER, MATT

Georgia Tech  
Birthdate: Sept. 10, 1969

#52  
Drafted: 1992, 2nd round (42nd overall) by Miami

HT: 7-1 WT: 250

	G	GS	MIN	FG	FGA	PCT	FT	FTA	PCT	OFF	DEF	TOT	A	PF	D	ST	TO	BS	PTS	AVG
1998-99	50	40	1540	266	555	.479	141	177	.797	137	225	362	58	157	2	39	101	40	674	13.5
1999-00	65	20	1406	260	589	.441	109	140	.779	154	233	387	39	194	1	29	91	22	629	9.7
2000-01	35	4	542	88	224	.393	37	54	.685	50	89	139	14	73	0	12	25	8	213	6.1
2001-02	4	0	36	1	8	.125	1	2	.500	3	3	6	0	2	0	0	2	2	3	0.8
<b>TOTALS</b>	<b>154</b>	<b>64</b>	<b>3524</b>	<b>615</b>	<b>1376</b>	<b>.447</b>	<b>288</b>	<b>373</b>	<b>.772</b>	<b>344</b>	<b>550</b>	<b>894</b>	<b>111</b>	<b>426</b>	<b>3</b>	<b>80</b>	<b>219</b>	<b>72</b>	<b>1519</b>	<b>9.9</b>

3-PT. FG: 1998-99, 1-5 (.200); 1999-00, 0-4 (.000); 2000-01, 0-2 (.000); TOTALS, 1-11 (.091)

### PLAYOFFS

	G	GS	MIN	FG	FGA	PCT	FT	FTA	PCT	OFF	DEF	TOT	A	PF	D	ST	TO	BS	PTS	AVG
98-99	8	8	239	42	96	.438	24	29	.828	23	38	61	6	29	0	9	13	6	108	13.5
99-00	8	0	128	25	50	.500	20	25	.800	17	23	40	2	23	0	5	5	2	70	8.8
00-01	12	0	100	17	29	.586	4	4	1.000	10	8	18	7	30	2	2	5	0	38	3.2
<b>TOTALS</b>	<b>28</b>	<b>8</b>	<b>467</b>	<b>84</b>	<b>175</b>	<b>.480</b>	<b>48</b>	<b>58</b>	<b>.828</b>	<b>50</b>	<b>69</b>	<b>119</b>	<b>15</b>	<b>82</b>	<b>2</b>	<b>16</b>	<b>23</b>	<b>8</b>	<b>216</b>	<b>7.7</b>

3-PT. FG: 1998-99, 0-1 (.000); 1999-00, 0-0 (---); 2000-01, 0-0 (---); TOTALS, 0-1 (.000)

## GILLIAM, ARMEN

Nevada Las Vegas  
Birthdate: May 28, 1964

#35  
Drafted: 1987, 1st round (2nd overall) by Phoenix

HT: 6-9 WT: 250

	G	GS	MIN	FG	FGA	PCT	FT	FTA	PCT	OFF	DEF	TOT	A	PF	D	ST	TO	BS	PTS	AVG
1990-91	50	50	1695	292	621	.470	164	201	.816	134	230	364	78	120	1	35	110	32	748	15.0
1991-92	81	81	2771	512	1001	.511	343	425	.807	234	426	660	118	176	1	51	166	85	1367	16.9
1992-93	80	26	1742	359	774	.464	274	325	.843	136	336	472	116	123	0	37	157	54	992	12.4
<b>TOTALS</b>	<b>211</b>	<b>157</b>	<b>6208</b>	<b>1163</b>	<b>2396</b>	<b>.485</b>	<b>781</b>	<b>951</b>	<b>.821</b>	<b>504</b>	<b>992</b>	<b>1496</b>	<b>312</b>	<b>419</b>	<b>2</b>	<b>123</b>	<b>433</b>	<b>171</b>	<b>3107</b>	<b>14.7</b>

3-PT. FG: 1990-91, 0-2 (.000); 1991-92, 0-2 (.000); 1992-93, 0-1 (.000); TOTALS, 0-5 (.000)

### PLAYOFFS

	G	GS	MIN	FG	FGA	PCT	FT	FTA	PCT	OFF	DEF	TOT	A	PF	D	ST	TO	BS	PTS	AVG
1990-91	8	8	287	48	104	.480	39	46	.848	14	38	52	10	16	0	5	15	6	135	16.9

## GIRICEK, GORDAN

Croatia  
Birthdate: June 20, 1977

#11  
Drafted: 1999, 2nd round (40th overall) by Dallas

HT: 6-6 WT: 220

	G	GS	MIN	FG	FGA	PCT	FT	FTA	PCT	OFF	DEF	TOT	A	PF	D	ST	TO	BS	PTS	AVG
2007-08	12	0	110	5	15	.333	6	8	.750	1	13	14	11	9	0	3	8	1	37	3.1

3-PT. FG: 2007-08, 13-41 (.317)

## GMINSKI, MIKE

Duke  
Birthdate: Aug. 3, 1959

#42  
Drafted: 1980, 1st round (7th overall) by New Jersey

HT: 6-11 WT: 255

	G	GS	MIN	FG	FGA	PCT	FT	FTA	PCT	OFF	DEF	TOT	A	PF	D	ST	TO	BS	PTS	AVG
1987-88	47	47	1767	290	652	.445	212	226	.938	163	331	494	84	98	0	36	94	85	792	16.9
1988-89	82	82	2739	556	1166	.477	297	341	.871	213	556	769	138	142	0	46	129	106	1409	17.2
1989-90	81	81	2659	458	1002	.457	193	235	.821	196	491	687	128	136	0	43	98	102	1112	13.7
1990-91	30	29	791	109	284	.384	53	63	.841	71	130	201	33	41	0	16	31	34	272	9.1
<b>TOTALS</b>	<b>240</b>	<b>239</b>	<b>7956</b>	<b>1413</b>	<b>3104</b>	<b>.455</b>	<b>755</b>	<b>865</b>	<b>.873</b>	<b>643</b>	<b>1508</b>	<b>2151</b>	<b>383</b>	<b>417</b>	<b>0</b>	<b>141</b>	<b>352</b>	<b>327</b>	<b>3585</b>	<b>14.9</b>

3-PT. FG: 1988-89, 0-6 (.000); 1989-90, 3-17 (.176); 1990-91, 1-8 (.125); TOTALS, 4-31 (.129)

### PLAYOFFS

	G	GS	MIN	FG	FGA	PCT	FT	FTA	PCT	OFF	DEF	TOT	A	PF	D	ST	TO	BS	PTS	AVG
1988-89	3	3	118	19	48	.396	11	16	.688	6	17	23	2	8	0	0	2	8	49	16.3
1989-90	10	10	342	57	117	.487	14	15	.933	8	46	54	11	27	0	8	17	23	128	12.8
<b>TOTALS</b>	<b>13</b>	<b>13</b>	<b>460</b>	<b>76</b>	<b>165</b>	<b>.461</b>	<b>25</b>	<b>31</b>	<b>.806</b>	<b>14</b>	<b>63</b>	<b>77</b>	<b>13</b>	<b>35</b>	<b>0</b>	<b>8</b>	<b>19</b>	<b>31</b>	<b>177</b>	<b>13.6</b>

## GOVEDARICA, BATO

DePaul  
Birthdate: April 17, 1928

Drafted: 1951, by Syracuse

HT: 5-11 WT: 185

	G	GS	MIN	FG	FGA	PCT	FT	FTA	PCT	OFF	DEF	TOT	A	PF	D	ST	TO	BS	PTS	AVG
1953-54	23	23	258	25	79	.316	25	37	.676	—	—	18	24	44	1	—	—	—	75	3.3

## GRABOSKI, JOE

None  
Birthdate: Jan. 15, 1930

Drafted: N/A

HT: 6-8 WT: 230

	G	GS	MIN	FG	FGA	PCT	FT	FTA	PCT	OFF	DEF	TOT	A	PF	D	ST	TO	BS	PTS	AVG
1961-62*	38	—	468	77	221	.348	39	65	.600	—	—	154	28	62	0	—	—	—	193	5.1

### PLAYOFFS

	G	GS	MIN	FG	FGA	PCT	FT	FTA	PCT	OFF	DEF	TOT	A	PF	D	ST	TO	BS	PTS	AVG
1961-62	4	—	24	1	7	.143	1	1	1.000	—	—	4	0	3	0	—	—	—	3	0.8

## GRAHAM, GREG

Indiana  
Birthdate: Nov. 26, 1970

#20  
Drafted: 1993, 1st round (17th overall) by Charlotte

HT: 6-4 WT: 174

	G	GS	MIN	FG	FGA	PCT	FT	FTA	PCT	OFF	DEF	TOT	A	PF	D	ST	TO	BS	PTS	AVG
1993-94	70	6	889	122	305	.400	92	110	.836	21	65	86	66	54	0	61	65	4	338	4.8
1994-95	50	7	775	95	223	.426	55	73	.753	19	43	62	66	76	0	29	48	6	251	5.0
1995-96	8	3	128	17	32	.531	15	17	.882	5	10	15	11	16	0	5	17	0	56	7.0
<b>TOTALS</b>	<b>128</b>	<b>16</b>	<b>1792</b>	<b>234</b>	<b>560</b>	<b>.418</b>	<b>162</b>	<b>200</b>	<b>.810</b>	<b>45</b>	<b>118</b>	<b>163</b>	<b>143</b>	<b>146</b>	<b>0</b>	<b>95</b>	<b>130</b>	<b>10</b>	<b>645</b>	<b>5.0</b>

3-PT. FG: 1993-94, 2-25 (.080); 1994-95, 6-28 (.214); 1995-96, 7-14 (.500); TOTALS, 15-67 (.224)

# All-Time Roster



## GRANT, GREG

Trenton State  
Birthdate: Aug. 29, 1966

#3  
Drafted: 1989, 2nd round (52nd overall) by Phoenix

HT: 5-7 WT: 140

	G	GS	MIN	FG	FGA	PCT	FT	FTA	PCT	OFF	DEF	TOT	A	PF	D	ST	TO	BS	PTS	AVG
1991-92	55	0	834	99	217	.456	19	22	.864	13	52	65	199	73	0	37	41	2	224	4.1
1992-93	72	0	996	77	220	.350	20	31	.645	24	43	67	206	73	0	43	54	1	194	2.7
1995-96	11	2	280	18	48	.375	5	6	.833	3	18	21	60	28	0	12	15	2	45	4.1
<b>TOTALS</b>	<b>138</b>	<b>2</b>	<b>2110</b>	<b>194</b>	<b>485</b>	<b>.400</b>	<b>44</b>	<b>59</b>	<b>.746</b>	<b>40</b>	<b>113</b>	<b>153</b>	<b>465</b>	<b>174</b>	<b>0</b>	<b>92</b>	<b>110</b>	<b>5</b>	<b>463</b>	<b>3.4</b>

3-PT. FG: 1991-92, 7-18 (.389); 1992-93, 20-68 (.294); 1995-96, 4-18 (.222); TOTALS, 31-104 (.298)

## GRANT, HARVEY

Oklahoma  
Birthdate: July 4, 1965

#44  
Drafted: 1988, 1st round (12th overall) by Washington

HT: 6-7 WT: 225

	G	GS	MIN	FG	FGA	PCT	FT	FTA	PCT	OFF	DEF	TOT	A	PF	D	ST	TO	BS	PTS	AVG
1998-99	47	10	798	62	168															



# All-Time Roster



## GREEN, WILLIE

Detroit-Mercy  
Birthdate: July 28, 1981

#33  
Drafted: 2003, 2nd round (41st overall) by Seattle

HT: 6-4 WT: 200

	G	GS	MIN	FG	FGA	PCT	FT	FTA	PCT	OFF	DEF	TOT	A	PF	D	ST	TO	BS	PTS	AVG
2003-04	53	0	767	143	357	.401	59	81	.728	16	49	65	53	83	0	26	59	5	364	6.9
2004-05	57	21	1066	155	423	.366	97	125	.776	22	111	133	100	121	0	34	75	6	437	7.7
2005-06	10	2	153	28	66	.424	4	5	.800	1	14	15	5	13	0	2	12	0	70	7.0
2006-07	74	36	1842	357	868	.411	74	111	.667	42	116	158	112	144	1	56	106	4	839	11.3
2007-08	74	74	1970	379	870	.436	112	148	.757	32	150	182	151	119	0	54	109	22	921	12.4
2008-09	81	60	1828	286	658	.435	62	85	.729	29	97	126	158	154	0	53	64	13	685	8.5
2009-10	73	18	1553	248	543	.457	95	114	.833	20	109	129	152	135	0	32	67	11	638	8.7
<b>TOTALS</b>	<b>422</b>	<b>211</b>	<b>9180</b>	<b>1596</b>	<b>3785</b>	<b>.422</b>	<b>503</b>	<b>669</b>	<b>.752</b>	<b>162</b>	<b>646</b>	<b>808</b>	<b>731</b>	<b>769</b>	<b>1</b>	<b>257</b>	<b>492</b>	<b>61</b>	<b>3954</b>	<b>9.4</b>

3-PT FG: 2003-04, 19-61 (.311); 2004-05, 30-105 (.286); 2005-06, 10-19 (.526); 2006-07, 51-157 (.325); 2007-08, 51-179 (.285); 2008-09, 51-161 (.317); 2009-10, 47-136 (.346); TOTALS, 259-818 (.317)

## PLAYOFFS

	G	GS	MIN	FG	FGA	PCT	FT	FTA	PCT	OFF	DEF	TOT	A	PF	D	ST	TO	BS	PTS	AVG
2004-05	5	0	63	8	18	.444	9	10	.900	3	6	9	3	5	0	1	2	0	27	5.4
2007-08	6	6	142	22	51	.431	9	14	.643	2	6	8	12	19	1	5	9	4	54	9.0
2008-09	6	6	148	21	51	.412	1	3	.333	0	6	6	7	13	0	0	5	1	47	7.8
<b>TOTALS</b>	<b>17</b>	<b>12</b>	<b>353</b>	<b>51</b>	<b>120</b>	<b>.425</b>	<b>19</b>	<b>27</b>	<b>.704</b>	<b>5</b>	<b>18</b>	<b>23</b>	<b>22</b>	<b>37</b>	<b>1</b>	<b>6</b>	<b>16</b>	<b>25</b>	<b>128</b>	<b>7.5</b>

3-PT FG: 2004-05, 2-9 (.222); 2007-08, 1-5 (.200); 2008-09, 4-11 (.364); TOTALS, 7-25 (.280)

## GREENSPAN, JERRY

Maryland  
Birthdate: Nov. 22, 1941

#22  
Drafted: 1963, 3rd round (24th overall) by Syracuse

HT: 6-5 WT: 195

	G	GS	MIN	FG	FGA	PCT	FT	FTA	PCT	OFF	DEF	TOT	A	PF	D	ST	TO	BS	PTS	AVG
1963-64	20	—	280	32	90	.356	34	50	.680	—	—	72	11	54	0	—	—	—	98	4.9
1964-65	5	—	49	8	13	.615	8	8	1.000	—	—	11	0	12	0	—	—	—	24	4.8
<b>TOTALS</b>	<b>25</b>	<b>—</b>	<b>329</b>	<b>40</b>	<b>103</b>	<b>.388</b>	<b>42</b>	<b>58</b>	<b>.724</b>	<b>—</b>	<b>—</b>	<b>83</b>	<b>11</b>	<b>66</b>	<b>0</b>	<b>—</b>	<b>—</b>	<b>—</b>	<b>122</b>	<b>4.9</b>

## GREER, HAL

Marshall  
Birthdate: June 26, 1936

#15  
Drafted: 1958, 2nd round (14th overall) by Syracuse

HT: 6-2 WT: 175

	G	GS	MIN	FG	FGA	PCT	FT	FTA	PCT	OFF	DEF	TOT	A	PF	D	ST	TO	BS	PTS	AVG
1958-59	68	—	1625	308	679	.454	137	176	.778	—	—	196	101	189	1	—	—	—	753	11.1
1959-60	70	—	1979	388	815	.476	148	189	.783	—	—	303	188	208	4	—	—	—	924	13.2
1960-61	79	—	2763	623	1381	.451	305	394	.774	—	—	455	302	242	0	—	—	—	1551	19.6
1961-62	71	—	2705	644	1442	.447	331	404	.819	—	—	524	313	252	2	—	—	—	1619	22.8
1962-63	80	—	2631	600	1293	.464	362	434	.834	—	—	457	275	286	4	—	—	—	1562	19.5
1963-64	80	—	3157	715	1611	.444	435	525	.829	—	—	484	374	291	6	—	—	—	1865	23.3
1964-65	70	—	2600	539	1245	.433	335	413	.811	—	—	355	313	254	7	—	—	—	1413	20.2
1965-66	80	—	3326	703	1580	.445	413	514	.804	—	—	473	384	315	6	—	—	—	1819	22.7
1966-67	80	—	3086	699	1524	.459	367	466	.788	—	—	422	303	302	5	—	—	—	1765	22.1
1967-68	82	—	3263	777	1626	.478	422	549	.769	—	—	444	372	289	6	—	—	—	1976	24.1
1968-69	82	—	3311	732	1595	.459	432	543	.796	—	—	435	414	294	8	—	—	—	1896	23.1
1969-70	80	—	3024	705	1551	.455	352	432	.815	—	—	376	405	300	8	—	—	—	1762	22.0
1970-71	81	69	3060	591	1371	.431	326	405	.805	—	—	364	369	289	4	—	—	—	1508	18.6
1971-72	81	53	2410	389	866	.449	181	234	.774	—	—	271	316	268	10	—	—	—	959	11.8
1972-73	38	17	848	91	232	.392	32	39	.821	—	—	106	111	76	1	—	—	—	214	5.6
<b>TOTALS</b>	<b>1122</b>	<b>139</b>	<b>39788</b>	<b>8504</b>	<b>18811</b>	<b>.452</b>	<b>4578</b>	<b>5717</b>	<b>.801</b>	<b>—</b>	<b>—</b>	<b>5665</b>	<b>4540</b>	<b>3855</b>	<b>72</b>	<b>—</b>	<b>—</b>	<b>—</b>	<b>21586</b>	<b>19.2</b>

## PLAYOFFS

	G	GS	MIN	FG	FGA	PCT	FT	FTA	PCT	OFF	DEF	TOT	A	PF	D	ST	TO	BS	PTS	AVG
1958-59	9	—	277	39	93	.419	26	32	.813	—	—	47	20	35	2	—	—	—	104	11.6
1959-60	3	—	84	22	43	.512	3	4	.750	—	—	14	10	5	0	—	—	—	47	15.7
1960-61	8	—	232	41	106	.387	33	40	.825	—	—	33	19	32	1	—	—	—	115	14.4
1961-62	1	—	5	0	0	—	0	0	—	—	—	0	0	1	0	—	—	—	0	0.0
1962-63	5	—	214	44	87	.506	29	35	.829	—	—	27	21	21	1	—	—	—	117	23.4
1963-64	5	—	211	37	95	.389	33	39	.846	—	—	28	30	19	1	—	—	—	107	21.4
1964-65	11	—	505	101	222	.455	69	87	.793	—	—	81	55	45	2	—	—	—	271	24.6
1965-66	5	—	226	32	91	.352	18	23	.783	—	—	36	21	21	0	—	—	—	82	16.4
1966-67	15	—	688	161	375	.429	94	118	.797	—	—	88	79	55	1	—	—	—	416	27.7
1967-68	13	—	553	120	278	.432	95	111	.856	—	—	79	55	49	1	—	—	—	335	25.8
1968-69	5	—	204	26	81	.321	28	36	.778	—	—	30	23	23	0	—	—	—	80	16.0
1969-70	5	—	178	33	74	.446	11	13	.846	—	—	17	27	16	0	—	—	—	77	15.4
1970-71	7	—	265	49	112	.438	27	36	.750	—	—	25	33	35	4	—	—	—	125	17.9
<b>TOTALS</b>	<b>92</b>	<b>—</b>	<b>3642</b>	<b>705</b>	<b>1657</b>	<b>.425</b>	<b>466</b>	<b>574</b>	<b>.812</b>	<b>—</b>	<b>—</b>	<b>505</b>	<b>393</b>	<b>357</b>	<b>13</b>	<b>—</b>	<b>—</b>	<b>—</b>	<b>1876</b>	<b>20.4</b>

## ALL-STAR GAME

	G	GS	MIN	FG	FGA	PCT	FT	FTA	PCT	OFF	DEF	TOT	A	PF	D	ST	TO	BS	PTS	AVG
1961	1	0	18	7	11	.636	0	0	—	—	—	6	2	—	—	—	—	—	14	—
1962	1	0	24	3	14	.214	2	7	.286	—	—	10	9	—	—	—	—	—	8	—
1963	1	0	15	3	7	.429	0	0	.000	—	—	3	2	—	—	—	—	—	6	—
1964	1	1	20	5	10	.500	3	4	.750	—	—	3	4	1	0	—	—	—	13	—
1965	1	0	21	5	11	.455	3	4	.750	—	—	4	1	2	0	—	—	—	13	—
1966	1	0	23	4	13	.308	1	1	1.000	—	—	5	1	4	0	—	—	—	9	—
1967	1	1	31	5	16	.313	7	8	.875	—	—	4	1	5	0	—	—	—	17	—
1968	1	0	17	0	8	1.000	5	7	.714	—	—	3	3	2	0	—	—	—	21	—
1969	1	0	17	0	1	.000	4	5	.800	—	—	3	2	2	0	—	—	—	4	—
1970	1	0	21	7	11	.636	1	1	1.000	—	—	4	3	4	0	—	—	—	15	—
<b>TOTALS</b>	<b>10</b>	<b>2</b>	<b>207</b>	<b>47</b>	<b>102</b>	<b>.461</b>	<b>26</b>	<b>37</b>	<b>.703</b>	<b>—</b>	<b>—</b>	<b>45</b>	<b>28</b>	<b>20</b>	<b>0</b>	<b>—</b>	<b>—</b>	<b>—</b>	<b>120</b>	<b>12.0</b>

# All-Time Roster



## GUOKAS, MATT

St. Joseph's  
Birthdate: Feb. 25, 1944

#14  
Drafted: 1966, 1st round (9th overall) by 76ers

HT: 6-5/2 WT: 185

	G	GS	MIN	FG	FGA	PCT	FT	FTA	PCT	OFF	DEF	TOT	A	PF	D	ST	TO	BS	PTS	AVG
1966-67	69	—	808	79	203	.389	49	81	.605	—	—	83	105	82	0	—	—	—	207	3.0
1967-68	82	—	1612	190	393	.483	118	152	.776	—	—	185	191	172	0					





# All-Time Roster



## HARPRING, MATT

Georgia Tech  
Birthdate: Feb. 6, 1969

#23  
Drafted: 1998, 1st round (15th overall) by Orlando

HT: 6-7 WT: 231

	G	GS	MIN	FG	FGA	PCT	FT	FTA	PCT	OFF	DEF	TOT	A	PF	D	ST	TO	BS	PTS	AVG
2001-02	81	81	2541	386	838	.461	165	222	.743	203	370	573	107	201	1	70	127	5	958	11.8
3-PT. FG: 2001-02, 21-69 (.304)																				

### PLAYOFFS

	G	GS	MIN	FG	FGA	PCT	FT	FTA	PCT	OFF	DEF	TOT	A	PF	D	ST	TO	BS	PTS	AVG
2001-02	5	5	119	22	44	.500	7	9	.778	13	13	26	7	12	0	5	5	0	51	10.2

## HARRIS, LUCIOUS

Long Beach State  
Birthdate: Dec. 18, 1970

#30  
Drafted: 1993, 2nd round (28th overall) by Dallas

HT: 6-5 WT: 205

	G	GS	MIN	FG	FGA	PCT	FT	FTA	PCT	OFF	DEF	TOT	A	PF	D	ST	TO	BS	PTS	AVG
1996-97	54	3	813	112	294	.381	33	47	.702	27	44	71	50	45	0	24	39	0	217	3.6
3-PT. FG: 1996-97, 36-99 (.364)																				

## HARRIS, TONY

New Orleans  
Birthdate: May 13, 1967

#3  
Drafted: Undrafted

HT: 6-3 WT: 190

	G	GS	MIN	FG	FGA	PCT	FT	FTA	PCT	OFF	DEF	TOT	A	PF	D	ST	TO	BS	PTS	AVG
1990-91	6	0	41	4	16	.250	2	4	.500	0	1	1	0	5	0	1	3	0	10	1.7
3-PT. FG: 1990-91, 0-2 (.000)																				

## HARRISON, BOB

Michigan  
Birthdate: Aug. 12, 1927

Drafted: 1949, by Minneapolis

HT: 6-1 WT: 190

	G	GS	MIN	FG	FGA	PCT	FT	FTA	PCT	OFF	DEF	TOT	A	PF	D	ST	TO	BS	PTS	AVG
1956-57*	66	—	1810	243	629	.386	93	130	.715	—	156	161	220	5	—	—	—	—	579	8.8
1957-58	72	—	1799	210	604	.348	97	122	.795	—	166	169	200	1	—	—	—	—	517	7.2
<b>TOTALS</b>	<b>138</b>	<b>—</b>	<b>3609</b>	<b>453</b>	<b>1233</b>	<b>.367</b>	<b>190</b>	<b>252</b>	<b>.754</b>	<b>—</b>	<b>322</b>	<b>330</b>	<b>420</b>	<b>6</b>	<b>—</b>	<b>—</b>	<b>—</b>	<b>—</b>	<b>1096</b>	<b>7.9</b>

### PLAYOFFS

	G	GS	MIN	FG	FGA	PCT	FT	FTA	PCT	OFF	DEF	TOT	A	PF	D	ST	TO	BS	PTS	AVG
1956-57	5	—	133	12	45	.267	8	9	.889	—	13	15	21	1	—	—	—	—	32	6.4
1957-58	3	—	43	4	16	.250	2	3	.667	—	7	5	6	0	—	—	—	—	10	3.3
<b>TOTALS</b>	<b>8</b>	<b>—</b>	<b>176</b>	<b>16</b>	<b>61</b>	<b>.262</b>	<b>10</b>	<b>12</b>	<b>.833</b>	<b>—</b>	<b>20</b>	<b>20</b>	<b>27</b>	<b>1</b>	<b>—</b>	<b>—</b>	<b>—</b>	<b>—</b>	<b>42</b>	<b>5.3</b>

## HAWKINS, HERSEY

Bradley  
Birthdate: Sept. 29, 1966

#33  
Drafted: 1988, 1st round (6th overall) by LA Clippers

HT: 6-3 WT: 190

	G	GS	MIN	FG	FGA	PCT	FT	FTA	PCT	OFF	DEF	TOT	A	PF	D	ST	TO	BS	PTS	AVG
1988-89	79	79	2577	442	971	.455	241	290	.831	51	174	225	239	184	0	120	158	37	1196	15.1
1989-90	82	82	2856	522	1136	.460	387	436	.888	85	219	304	261	217	2	130	185	28	1515	18.5
1990-91	80	80	3110	590	1251	.472	479	550	.871	48	262	310	299	182	0	178	213	39	1767	22.1
1991-92	81	81	3013	521	1127	.462	403	461	.874	53	218	271	248	174	0	157	189	43	1536	19.0
1992-93	81	81	2977	551	1172	.470	419	487	.860	91	255	346	317	189	0	137	180	30	1643	20.3
<b>TOTALS</b>	<b>403</b>	<b>403</b>	<b>14533</b>	<b>2626</b>	<b>5657</b>	<b>.464</b>	<b>1929</b>	<b>2224</b>	<b>.867</b>	<b>328</b>	<b>1128</b>	<b>1456</b>	<b>1364</b>	<b>946</b>	<b>2</b>	<b>722</b>	<b>925</b>	<b>177</b>	<b>7657</b>	<b>19.0</b>
3-PT. FG: 1988-89, 71-166 (.428); 1989-90, 84-200 (.420); 1990-91, 108-270 (.400); 1991-92, 91-229 (.397); 1992-93, 122-307 (.397); TOTALS, 416-1172 (.406)																				

### PLAYOFFS

	G	GS	MIN	FG	FGA	PCT	FT	FTA	PCT	OFF	DEF	TOT	A	PF	D	ST	TO	BS	PTS	AVG
1988-89	3	3	72	3	24	.125	2	2	1.000	1	4	5	4	6	0	3	3	1	8	2.7
1989-90	10	10	415	81	163	.497	59	63	.937	8	23	31	36	25	0	12	31	7	235	23.5
1990-91	8	8	329	47	101	.465	59	63	.937	8	38	46	27	29	1	20	16	10	167	20.9
<b>TOTALS</b>	<b>21</b>	<b>21</b>	<b>816</b>	<b>131</b>	<b>288</b>	<b>.455</b>	<b>120</b>	<b>128</b>	<b>.938</b>	<b>17</b>	<b>65</b>	<b>82</b>	<b>67</b>	<b>60</b>	<b>1</b>	<b>35</b>	<b>50</b>	<b>18</b>	<b>410</b>	<b>19.5</b>
3-PT. FG: 1988-89, 0-5 (.000); 1989-90, 14-36 (.389); 1990-91, 14-26 (.538); TOTALS, 28-67 (.418)																				

### ALL-STAR GAME

	G	GS	MIN	FG	FGA	PCT	FT	FTA	PCT	OFF	DEF	TOT	A	PF	D	ST	TO	BS	PTS	AVG
1991	1	0	14	3	5	.600	0	0	—	0	0	0	1	1	0	0	1	0	6	
3-PT. FG: 1991, 0-1 (.000)																				

## HAYES, STEVE

Idaho State  
Birthdate: Aug. 2, 1955

#31  
Drafted: 1977, 4th round (76th overall) by New York

HT: 7-0 WT: 205

	G	GS	MIN	FG	FGA	PCT	FT	FTA	PCT	OFF	DEF	TOT	A	PF	D	ST	TO	BS	PTS	AVG
1984-85	11	0	101	10	18	.556	2	4	.500	11	23	34	1	19	0	1	2	4	22	2.0

## HENDERSON, ALAN

Indiana  
Birthdate: Dec. 2, 1972

#44  
Drafted: 1995, 1st round, (16th overall) by Atlanta

HT: 6-9 WT: 240

	G	GS	MIN	FG	FGA	PCT	FT	FTA	PCT	OFF	DEF	TOT	A	PF	D	ST	TO	BS	PTS	AVG
2006-07	38	5	418	43	67	.642	33	47	.702	48	59	107	10	62	1	9	12	12	119	3.1

## HENDERSON, DAVID

Duke  
Birthdate: July 21, 1964

#3  
Drafted: 1986, 3rd round (58th overall) by Washington

HT: 6-5 WT: 195

	G	GS	MIN	FG	FGA	PCT	FT	FTA	PCT	OFF	DEF	TOT	A	PF	D	ST	TO	BS	PTS	AVG
1987-88	22	1	351	47	116	.405	32	47	.681	11	24	35	34	41	0	12	40	5	126	5.7
3-PT. FG: 1987-88, 0-1 (.000)																				

# All-Time Roster



## HENDERSON, GERALD

Virginia Commonwealth  
Birthdate: Jan 16, 1956

#12  
Drafted: 1978, 3rd round (64th overall) by San Antonio

HT: 6-2 WT: 195

	G	GS	MIN	FG	FGA	PCT	FT	FTA	PCT	OFF	DEF	TOT	A	PF	D	ST	TO	BS	PTS	AVG
1987-88	69	3	1436	189	439	.431	136	168	.810	26	71	97	218	173	0	67	125	5	581	8.4
1988-89	65	0	986	144	348	.414	104	127	.819	17	51	68	140	121	1	42	73	3	425	6.5
<b>TOTALS</b>	<b>134</b>	<b>3</b>	<b>2422</b>	<b>333</b>	<b>787</b>	<b>.423</b>	<b>240</b>	<b>295</b>	<b>.814</b>	<b>43</b>	<b>122</b>	<b>165</b>	<b>358</b>	<b>294</b>	<b>1</b>	<b>109</b>	<b>188</b>	<b>8</b>	<b>1006</b>	<b>7.5</b>
3-PT. FG: 1987-88, 67-159 (.421); 1988-89, 33-107 (.308); TOTALS, 100-266 (.376)																				

### PLAYOFFS

	G	GS	MIN	FG	FGA	PCT	FT	FTA	PCT	OFF	DEF	TOT	A	PF	D	ST	TO	BS	PTS	AVG
1988-89	3	—	69	10	25	.400	2	6	.333	3	4	7	5	10	0	2	5	0	24	8.0
3-PT. FG: 1987-88, 2-7 (.286)																				

## HENDRICKSON, MARK

Washington State  
Birthdate: June 23, 1974

#14  
Drafted: 1996, 2nd round (31st overall) by 76ers

HT: 6-9 WT: 220

	G	GS	MIN	FG	FGA	PCT	FT	FTA	PCT	OFF	DEF	TOT	A	PF	D	ST	TO	BS	PTS	AVG
1996-97	29	1	301	32	77	.416	18	26	.692	35	57	92	3	32	1	10	14	4	85	2.9
3-PT. FG: 1996-97, 3-12 (.250)																				

## HENNESSY, LARRY

Villanova  
Birthdate: May 20, 1929

Drafted: Undrafted

HT: 6-3 WT: 185

	G	GS	MIN	FG	FGA	PCT	FT	FTA	PCT	OFF	DEF	TOT	A	PF	D	ST	TO	BS	PTS	AVG
1956-57	21	—	373	56	175	.320	23	32	.719	—	—	45	27	28	0	—	—	—	135	6.4



# All-Time Roster



## HINSON, ROY

Rutgers Birthdate: May 2, 1961 #23 Drafted: 1983, 1st round (20th overall) by Cleveland HT: 6-9 WT: 215

	G	GS	MIN	FG	FGA	PCT	FT	FTA	PCT	OFF	DEF	TOT	A	PF	D	ST	TO	BS	PTS	AVG
1986-87	76	58	2489	393	823	.478	273	360	.758	150	338	488	60	281	4	45	148	161	1059	13.9
1987-88	29	10	845	123	272	.452	89	124	.718	53	116	169	27	90	3	24	63	68	335	11.6
<b>TOTALS</b>	<b>105</b>	<b>68</b>	<b>3334</b>	<b>516</b>	<b>1095</b>	<b>.471</b>	<b>362</b>	<b>484</b>	<b>.748</b>	<b>203</b>	<b>454</b>	<b>657</b>	<b>87</b>	<b>371</b>	<b>7</b>	<b>69</b>	<b>211</b>	<b>229</b>	<b>1394</b>	<b>13.3</b>

### PLAYOFFS

	G	GS	MIN	FG	FGA	PCT	FT	FTA	PCT	OFF	DEF	TOT	A	PF	D	ST	TO	BS	PTS	AVG
1986-87	5	0	159	31	52	.596	24	38	.632	6	17	23	3	18	0	4	2	10	86	17.2

## HOLIDAY, JRUE

UCLA Birthdate: June 12, 1990 #11 Drafted: 2009, 1st round (17th overall) by Philadelphia HT: 6-4 WT: 190

	G	GS	MIN	FG	FGA	PCT	FT	FTA	PCT	OFF	DEF	TOT	A	PF	D	ST	TO	BS	PTS	AVG
2009-10	73	51	1767	230	520	.442	65	86	.756	56	135	191	280	153	0	79	156	18	587	8.0

## HOLLINS, LIONEL

Arizona State Birthdate: Oct 19, 1953 #9 Drafted: 1975, 1st round (6th overall) by Portland HT: 6-3 WT: 185

	G	GS	MIN	FG	FGA	PCT	FT	FTA	PCT	OFF	DEF	TOT	A	PF	D	ST	TO	BS	PTS	AVG
1979-80	27	26	796	130	313	.415	67	87	.770	24	45	69	112	68	0	46	68	9	329	12.2
1980-81	82	13	2154	327	696	.470	125	171	.731	47	144	191	352	205	2	104	207	18	781	9.5
1981-82	81	81	2257	380	797	.477	132	188	.702	35	152	187	316	198	1	103	146	20	894	11.0
<b>TOTALS</b>	<b>190</b>	<b>120</b>	<b>5207</b>	<b>837</b>	<b>1906</b>	<b>.463</b>	<b>324</b>	<b>446</b>	<b>.726</b>	<b>106</b>	<b>341</b>	<b>447</b>	<b>780</b>	<b>471</b>	<b>3</b>	<b>253</b>	<b>421</b>	<b>47</b>	<b>2004</b>	<b>10.5</b>

### PLAYOFFS

	G	GS	MIN	FG	FGA	PCT	FT	FTA	PCT	OFF	DEF	TOT	A	PF	D	ST	TO	BS	PTS	AVG
1979-80	18	—	618	97	233	.416	54	68	.794	17	54	71	113	49	0	27	46	3	248	13.8
1980-81	16	16	490	67	152	.441	29	37	.784	8	26	34	65	42	0	17	19	1	163	10.2
1981-82	8	2	114	15	49	.306	4	6	.667	1	8	9	25	11	0	9	13	1	34	4.3
<b>TOTALS</b>	<b>42</b>	<b>18</b>	<b>1222</b>	<b>179</b>	<b>434</b>	<b>.412</b>	<b>87</b>	<b>111</b>	<b>.788</b>	<b>26</b>	<b>88</b>	<b>114</b>	<b>203</b>	<b>102</b>	<b>0</b>	<b>53</b>	<b>78</b>	<b>5</b>	<b>445</b>	<b>10.6</b>

## HOLUP, JOE

George Washington Birthdate: Feb. 26, 1934 Drafted: 1956, by Syracuse HT: 6-6 WT: 215

	G	GS	MIN	FG	FGA	PCT	FT	FTA	PCT	OFF	DEF	TOT	A	PF	D	ST	TO	BS	PTS	AVG
1956-57	71	—	1284	160	487	.329	204	253	.806	—	—	279	84	177	5	—	—	—	524	7.4
1957-58*	53	—	740	91	278	.327	71	94	.755	—	—	221	36	99	2	—	—	—	253	4.8
<b>TOTALS</b>	<b>124</b>	<b>—</b>	<b>2024</b>	<b>251</b>	<b>765</b>	<b>.328</b>	<b>275</b>	<b>347</b>	<b>.793</b>	<b>—</b>	<b>—</b>	<b>500</b>	<b>120</b>	<b>276</b>	<b>7</b>	<b>—</b>	<b>—</b>	<b>—</b>	<b>777</b>	<b>6.3</b>

### PLAYOFFS

	G	GS	MIN	FG	FGA	PCT	FT	FTA	PCT	OFF	DEF	TOT	A	PF	D	ST	TO	BS	PTS	AVG
1956-57	5	—	88	6	28	.214	8	12	.667	—	—	20	1	3	0	—	—	—	20	4.0

## HONEYCUTT, JERALD

Tulane Birthdate: Oct. 20, 1974 #25 Drafted: 1997, 2nd round (39th overall) by Milwaukee HT: 6-9 WT: 254

	G	GS	MIN	FG	FGA	PCT	FT	FTA	PCT	OFF	DEF	TOT	A	PF	D	ST	TO	BS	PTS	AVG
1998-99	13	0	90	7	27	.259	6	8	.750	3	8	11	3	10	0	4	8	2	25	1.9

### PLAYOFFS

	G	GS	MIN	FG	FGA	PCT	FT	FTA	PCT	OFF	DEF	TOT	A	PF	D	ST	TO	BS	PTS	AVG
1998-99	6	0	12	1	5	.200	0	0	—	1	0	1	0	3	0	0	1	0	2	0.3

## HOPKINS, BOB

Cranberry State Birthdate: Nov. 3, 1934 Drafted: 1956, by Syracuse HT: 6-8 WT: 205

	G	GS	MIN	FG	FGA	PCT	FT	FTA	PCT	OFF	DEF	TOT	A	PF	D	ST	TO	BS	PTS	AVG
1956-57	62	—	764	130	343	.379	94	126	.746	—	—	233	22	106	0	—	—	—	354	5.7
1957-58	69	—	1224	221	554	.399	123	161	.764	—	—	392	45	162	5	—	—	—	565	8.2
1958-59	67	—	1518	246	611	.403	176	234	.752	—	—	436	67	181	5	—	—	—	668	10.0
1959-60	75	—	1616	257	660	.389	136	174	.782	—	—	465	55	193	4	—	—	—	650	8.7
<b>TOTALS</b>	<b>273</b>	<b>—</b>	<b>5122</b>	<b>854</b>	<b>2168</b>	<b>.394</b>	<b>529</b>	<b>695</b>	<b>.761</b>	<b>—</b>	<b>—</b>	<b>1526</b>	<b>189</b>	<b>642</b>	<b>14</b>	<b>—</b>	<b>—</b>	<b>—</b>	<b>2237</b>	<b>8.2</b>

### PLAYOFFS

	G	GS	MIN	FG	FGA	PCT	FT	FTA	PCT	OFF	DEF	TOT	A	PF	D	ST	TO	BS	PTS	AVG
1956-57	5	—	73	9	25	.360	10	15	.667	—	—	19	2	14	1	—	—	—	28	5.6
1957-58	3	—	39	4	16	.250	4	6	.667	—	—	14	0	7	0	—	—	—	12	4.0
1958-59	9	—	203	23	68	.338	28	34	.824	—	—	60	9	33	1	—	—	—	74	8.2
1959-60	1	—	19	2	8	.250	3	3	1.000	—	—	6	0	3	0	—	—	—	7	7.0
<b>TOTALS</b>	<b>18</b>	<b>—</b>	<b>334</b>	<b>38</b>	<b>117</b>	<b>.325</b>	<b>45</b>	<b>58</b>	<b>.776</b>	<b>—</b>	<b>—</b>	<b>99</b>	<b>11</b>	<b>57</b>	<b>2</b>	<b>—</b>	<b>—</b>	<b>—</b>	<b>121</b>	<b>6.7</b>

## HOPPEN, DAVE

Nebraska Birthdate: Mar. 13, 1964 #40 Drafted: 1987, 3rd round (65th overall) by Atlanta HT: 6-11 WT: 235

	G	GS	MIN	FG	FGA	PCT	FT	FTA	PCT	OFF	DEF	TOT	A	PF	D	ST	TO	BS	PTS	AVG
1990-91	11	0	43	6	12	.500	8	12	.667	4	5	9	0	11	0	1	1	0	20	1.8
1991-92	11	0	40	2	7	.286	5	10	.500	1	9	10	2	6	0	0	3	0	9	0.8
<b>TOTALS</b>	<b>22</b>	<b>0</b>	<b>83</b>	<b>8</b>	<b>19</b>	<b>.421</b>	<b>13</b>	<b>22</b>	<b>.591</b>	<b>5</b>	<b>14</b>	<b>19</b>	<b>2</b>	<b>17</b>	<b>0</b>	<b>1</b>	<b>4</b>	<b>0</b>	<b>29</b>	<b>1.3</b>

3-PT. FG: 1990-91, 0-1 (.000); TOTALS, 0-1 (.000)

# All-Time Roster



## DAVE HOPPEN PLAYOFFS

	G	GS	MIN	FG	FGA	PCT	FT	FTA	PCT	OFF	DEF	TOT	A	PF	D	ST	TO	BS	PTS	AVG
1990-91	3	0	9	3	3	1.000	0	2	.000	0	3	3	0	1	0	0	0	0	6	2.0

## HORNACEK, JEFF

Iowa State Birthdate: May 3, 1963 #14 Drafted: 1986, 2nd round (46th overall) by Phoenix HT: 6-4 WT: 190

	G	GS	MIN	FG	FGA	PCT	FT	FTA	PCT	OFF	DEF	TOT	A	PF	D	ST	TO	BS	PTS	AVG
1992-93	79	78	2860	582	1239	.470	250	289	.865	84	258	342	548	203	2	131	222	21	1511	19.1
1993-94	53	53	1994	325	715	.455	178	204	.873	41	171	212	315	115	0	95	138	10	880	16.6
<b>TOTALS</b>	<b>132</b>	<b>131</b>	<b>4854</b>	<b>907</b>	<b>1954</b>	<b>.464</b>	<b>428</b>	<b>493</b>	<b>.868</b>	<b>125</b>	<b>429</b>	<b>554</b>	<b>863</b>	<b>318</b>	<b>2</b>	<b>226</b>	<b>360</b>	<b>31</b>	<b>2391</b>	<b>18.1</b>

## HOWELL, BAILEY

Mississippi State Birthdate: Jan. 20, 1937 #16 Drafted: 1959, 1st round (2nd overall) by Detroit HT: 6-7 WT: 220

	G	GS	MIN	FG	FGA	PCT	FT	FTA	PCT	OFF	DEF	TOT	A	PF	D	ST	TO	BS	PTS	AVG
1970-71	82	—	1589	324	686	.472	230	315	.730	—	—	441	115	234	2	—	—	—	878	10.7

### PLAYOFFS

	G	GS	MIN	FG	FGA	PCT	FT	FTA	PCT	OFF	DEF	TOT	A	PF	D	ST	TO	BS	PTS	AVG
1970-71	7	—																		



# All-Time Roster



## IMHOFF, DARRALL

California  
Birthdate: Oct. 11, 1938

#18  
Drafted: 1960, 1st round (3rd overall) by New York

	G	GS	MIN	FG	FGA	PCT	FT	FTA	PCT	OFF	DEF	TOT	A	PF	D	ST	TO	BS	PTS	AVG
1968-69	82	—	2360	279	593	.470	194	325	.597	—	—	792	218	310	12	—	—	—	752	9.2
1969-70	79	—	2474	430	796	.540	215	331	.650	—	—	754	211	294	7	—	—	—	1075	13.6
<b>TOTALS</b>	<b>161</b>	<b>—</b>	<b>4834</b>	<b>709</b>	<b>1389</b>	<b>.510</b>	<b>409</b>	<b>656</b>	<b>.623</b>	<b>—</b>	<b>—</b>	<b>1546</b>	<b>429</b>	<b>604</b>	<b>19</b>	<b>—</b>	<b>—</b>	<b>—</b>	<b>1827</b>	<b>11.3</b>

### PLAYOFFS

	G	GS	MIN	FG	FGA	PCT	FT	FTA	PCT	OFF	DEF	TOT	A	PF	D	ST	TO	BS	PTS	AVG
1968-69	5	—	191	33	66	.500	25	38	.658	—	—	82	12	24	1	—	—	—	91	18.2
1969-70	5	—	138	22	48	.458	1	7	.143	—	—	35	11	23	0	—	—	—	45	9.0
<b>TOTALS</b>	<b>10</b>	<b>—</b>	<b>329</b>	<b>55</b>	<b>114</b>	<b>.482</b>	<b>26</b>	<b>45</b>	<b>.578</b>	<b>—</b>	<b>—</b>	<b>117</b>	<b>23</b>	<b>47</b>	<b>1</b>	<b>—</b>	<b>—</b>	<b>—</b>	<b>136</b>	<b>13.6</b>

## IVERSON, ALLEN

Georgetown  
Birthdate: June 7, 1975

#3  
Drafted: 1996, 1st round (1st overall) by 76ers

	G	GS	MIN	FG	FGA	PCT	FT	FTA	PCT	OFF	DEF	TOT	A	PF	D	S	TO	B	PTS	AVG
1996-97	76	74	3045	625	1504	.416	382	544	.702	115	197	312	567	233	5	157	337	24	1787	23.5
1997-98	80	80	3150	649	1407	.461	390	535	.729	86	210	296	494	200	2	176	244	25	1758	22.0
1998-99	48	48	1990	435	1056	.412	356	474	.751	66	170	236	223	98	0	110	167	7	1284	26.8
1999-00	70	70	2853	729	1733	.421	442	620	.713	71	196	267	328	162	1	144	230	5	1989	28.4
2000-01	71	71	2979	762	1813	.420	585	719	.814	50	223	273	325	147	0	178	237	20	2207	31.1
2001-02	60	59	2622	665	1669	.398	475	585	.812	44	225	269	331	102	0	168	237	13	1883	31.4
2002-03	82	82	3485	804	1940	.414	570	736	.774	68	276	344	454	149	2	225	286	13	2262	27.6
2003-04	48	47	2040	435	1125	.387	339	455	.745	34	144	178	324	87	0	115	209	5	1266	26.4
2004-05	75	75	3174	771	1818	.424	656	786	.835	51	248	299	596	140	1	180	344	9	2302	30.7
2005-06	72	72	3103	815	1822	.447	675	829	.814	44	188	232	532	121	0	140	248	10	2377	33.0
2006-07	15	15	640	151	366	.413	154	174	.885	7	34	41	109	21	0	33	66	1	468	31.2
2009-10	25	24	798	121	290	.417	98	119	.824	15	60	75	102	42	0	18	57	2	348	13.1
<b>TOTALS</b>	<b>722</b>	<b>717</b>	<b>29879</b>	<b>6962</b>	<b>16543</b>	<b>.421</b>	<b>5122</b>	<b>6576</b>	<b>.779</b>	<b>651</b>	<b>2171</b>	<b>2822</b>	<b>4385</b>	<b>1458</b>	<b>11</b>	<b>1644</b>	<b>2662</b>	<b>134</b>	<b>19931</b>	<b>27.6</b>

### PLAYOFFS

	G	GS	MIN	FG	FGA	PCT	FT	FTA	PCT	OFF	DEF	TOT	A	PF	D	S	TO	B	PTS	AVG
1998-99	8	8	358	88	214	.411	37	52	.712	14	19	33	39	19	0	20	24	2	228	28.5
1999-00	10	10	444	91	237	.384	68	92	.739	14	26	40	45	24	0	12	32	1	262	26.2
2000-01	22	22	1016	27	661	.389	161	208	.774	15	89	104	134	55	0	52	63	7	723	32.9
2001-02	5	5	209	45	118	.381	51	63	.610	1	17	18	21	8	0	13	12	0	150	30.0
2002-03	12	12	557	137	329	.416	87	118	.737	11	41	52	89	25	0	29	47	1	380	31.7
2004-05	5	5	238	59	126	.468	26	29	.897	0	11	11	50	12	0	10	21	2	156	31.2
<b>TOTALS</b>	<b>62</b>	<b>62</b>	<b>2822</b>	<b>677</b>	<b>1685</b>	<b>.402</b>	<b>430</b>	<b>562</b>	<b>.765</b>	<b>55</b>	<b>203</b>	<b>258</b>	<b>378</b>	<b>143</b>	<b>0</b>	<b>136</b>	<b>199</b>	<b>13</b>	<b>1899</b>	<b>30.6</b>

### ALL-STAR GAME

	G	GS	MIN	FG	FGA	PCT	FT	FTA	PCT	OFF	DEF	TOT	A	PF	D	S	TO	B	PTS	AVG
2000	1	1	28	10	18	.556	4	5	.800	2	0	2	9	0	0	2	5	0	26	—
2001	1	1	27	9	21	.429	6	6	1.000	0	2	2	5	0	0	4	4	0	25	—
2002	1	1	25	2	9	.222	1	2	.500	1	3	4	3	0	0	0	2	0	5	—
2003	1	1	41	13	23	.565	8	9	.889	3	2	5	7	2	0	5	6	0	35	—
2004	1	1	23	1	6	.167	1	4	.250	0	1	1	11	3	0	0	4	0	3	—
2005	1	1	32	4	13	.308	7	7	1.000	0	4	4	9	0	0	5	7	0	15	—
2006	1	1	26	5	14	.357	2	4	.500	0	2	2	2	0	0	0	3	0	12	—
<b>TOTALS</b>	<b>7</b>	<b>7</b>	<b>202</b>	<b>44</b>	<b>104</b>	<b>.423</b>	<b>29</b>	<b>37</b>	<b>.784</b>	<b>6</b>	<b>14</b>	<b>20</b>	<b>46</b>	<b>5</b>	<b>0</b>	<b>16</b>	<b>31</b>	<b>0</b>	<b>121</b>	<b>17.3</b>

## IVEY, ROYAL

Texas  
Birthdate: Dec. 20, 1981

#12  
Drafted: 2004, 2nd round (37th overall) by Atlanta

	G	GS	MIN	FG	FGA	PCT	FT	FTA	PCT	OFF	DEF	TOT	A	PF	D	ST	TO	BS	PTS	AVG
2008-09	71	0	861	69	208	.332	34	43	.791	19	57	76	43	76	0	36	23	7	211	3.0
2009-10	26	0	236	26	55	.473	6	7	.857	5	21	26	17	25	0	10	5	2	70	2.7
<b>TOTALS</b>	<b>97</b>	<b>0</b>	<b>1097</b>	<b>95</b>	<b>263</b>	<b>.365</b>	<b>40</b>	<b>50</b>	<b>.800</b>	<b>24</b>	<b>78</b>	<b>102</b>	<b>60</b>	<b>101</b>	<b>0</b>	<b>46</b>	<b>28</b>	<b>9</b>	<b>281</b>	<b>2.9</b>

### PLAYOFFS

	G	GS	MIN	FG	FGA	PCT	FT	FTA	PCT	OFF	DEF	TOT	A	PF	D	ST	TO	BS	PTS	AVG
2008-09	6	0	45	3	11	.273	3	4	.750	1	3	4	0	2	0	3	0	0	11	1.8
3-PT FG: 2008-09, 2-7 (.286)																				

## JACKSON, JAREN

Georgetown  
Birthdate: Oct. 27, 1967

#30  
Drafted: Undrafted

	G	GS	MIN	FG	FGA	PCT	FT	FTA	PCT	OFF	DEF	TOT	A	PF	D	ST	TO	BS	PTS	AVG
1994-95	21	1	257	25	68	.368	16	24	.667	18	24	42	19	33	0	9	17	5	70	3.3
3-PT FG: 1994-95, 4-15 (.267)																				

## JACKSON, JIMMY

Ohio State  
Birthdate: Oct. 14, 1970

#2  
Drafted: 1993, 1st round (4th overall) by Dallas

	G	GS	MIN	FG	FGA	PCT	FT	FTA	PCT	OFF	DEF	TOT	A	PF	D	ST	TO	BS	PTS	AVG
1997-98	48	47	1788	246	535	.460	126	154	.818	69	158	227	223	112	0	41	145	6	657	13.7
3-PT FG: 1997-98, 39-112 (.348)																				

# All-Time Roster



## JACKSON, LUKE

Pan American  
Birthdate: Oct. 31, 1941

#54  
Drafted: 1964, 1st round (4th overall) by 76ers

	G	GS	MIN	FG	FGA	PCT	FT	FTA	PCT	OFF	DEF	TOT	A	PF	D	ST	TO	BS	PTS	AVG
1964-65	76	—	2590	419	1013	.414	288	404	.713	—	—	980	93	251	4	—	—	—	1126	14.8
1965-66	79	—	1966	246	614	.401	158	214	.738	—	—	676	132	216	2	—	—	—	650	8.2
1966-67	81	—	2377	386	882	.438	198	261	.759	—	—	724	114	276	6	—	—	—	970	12.0
1967-68	82	—	2570	401	927	.433	166	231	.719	—	—	872	139	287	6	—	—	—	968	11.8
1968-69	25	—	840	145	332	.437	69	97												





# All-Time Roster



## JOHNSON, OLLIE

Temple  
Birthdate: May 11, 1949

#18  
Drafted: 1972, 2nd round (30th overall) by Portland

HT: 6-6 WT: 200

G	GS	MIN	FG	FGA	PCT	FT	FTA	PCT	OFF	DEF	TOT	A	PF	D	ST	TO	BS	PTS	AVG	
1980-81	40	0	372	87	158	.551	27	31	.871	8	47	55	30	45	0	20	25	2	202	5.1
1981-82	26	0	150	27	54	.500	6	7	.857	7	15	22	10	28	0	13	13	3	61	2.3
<b>TOTALS</b>	<b>66</b>	<b>0</b>	<b>522</b>	<b>114</b>	<b>212</b>	<b>.538</b>	<b>33</b>	<b>38</b>	<b>.868</b>	<b>15</b>	<b>62</b>	<b>77</b>	<b>40</b>	<b>73</b>	<b>0</b>	<b>33</b>	<b>38</b>	<b>5</b>	<b>263</b>	<b>4.0</b>

3-PT. FG: 1980-81, 1-6 (.167); 1981-82, 1-3 (.133); TOTALS, 2-9 (.222)

### PLAYOFFS

G	GS	MIN	FG	FGA	PCT	FT	FTA	PCT	OFF	DEF	TOT	A	PF	D	ST	TO	BS	PTS	AVG	
1980-1981	8	—	22	3	10	.300	0	0	---	2	3	5	2	1	0	2	2	1	6	0.8

3-PT. FG: 1980-81, 0-1 (.000)

## JOHNSON, REGGIE

Tennessee  
Birthdate: June 25, 1957

#33  
Drafted: 1980, 1st round (15th overall) by San Antonio

HT: 6-9 WT: 210

G	GS	MIN	FG	FGA	PCT	FT	FTA	PCT	OFF	DEF	TOT	A	PF	D	ST	TO	BS	PTS	AVG	
1982-83	29	8	549	69	154	.448	22	30	.733	32	58	90	23	82	1	8	35	17	160	5.5

3-PT. FG: 1982-83, 1-4 (.250)

### PLAYOFFS

G	GS	MIN	FG	FGA	PCT	FT	FTA	PCT	OFF	DEF	TOT	A	PF	D	ST	TO	BS	PTS	AVG	
1982-83	5	0	32	2	4	.500	2	2	1.000	0	0	0	3	5	0	1	3	0	6	1.2

## JONES, ALVIN

Georgia Tech  
Birthdate: Sept. 9, 1978

#42  
Drafted: 2001, 2nd round (57th overall) by 76ers

HT: 6-11 WT: 265

G	GS	MIN	FG	FGA	PCT	FT	FTA	PCT	OFF	DEF	TOT	A	PF	D	ST	TO	BS	PTS	AVG	
2001-02	23	2	126	8	20	.400	10	20	.500	13	23	36	3	35	0	3	11	9	26	1.1

## JONES, BOBBY

Washington  
Birthdate: Jan. 9, 1984

#11  
Drafted: 2006, 2nd round (37th overall) by Minnesota

HT: 6-7 WT: 215

G	GS	MIN	FG	FGA	PCT	FT	FTA	PCT	OFF	DEF	TOT	A	PF	D	ST	TO	BS	PTS	AVG	
2006-07	44	5	336	43	93	.462	23	41	.561	22	35	57	16	59	0	11	18	1	110	2.5

3-PT. FG: 2006-07, 1-9 (.111)

## JONES, BOBBY

North Carolina  
Birthdate: Dec. 18, 1951

#24  
Drafted: 1974, 1st round (15th overall) by Houston

HT: 6-9 WT: 210

G	GS	MIN	FG	FGA	PCT	FT	FTA	PCT	OFF	DEF	TOT	A	PF	D	ST	TO	BS	PTS	AVG	
1978-79	80	78	2304	378	704	.537	209	277	.755	199	332	531	201	245	2	107	165	96	965	12.1
1979-80	81	3	2125	398	748	.532	257	329	.781	152	298	450	146	223	3	102	146	118	1053	13.0
1980-81	81	0	2046	407	755	.539	282	347	.813	142	293	435	226	226	2	95	149	74	1096	13.5
1981-82	76	73	2181	416	737	.564	263	333	.790	109	284	393	189	211	3	99	145	112	1095	14.4
1982-83	74	0	1749	250	460	.543	165	208	.793	102	242	344	142	199	4	85	109	91	665	9.0
1983-84	75	0	1761	226	432	.523	167	213	.784	92	231	323	187	199	1	107	101	103	619	8.3
1984-85	80	8	1633	207	385	.538	186	216	.861	105	192	297	155	183	2	84	118	50	600	7.5
1985-86	70	42	1519	189	338	.559	114	145	.786	49	120	169	126	159	0	48	90	50	492	7.0
<b>TOTALS</b>	<b>617</b>	<b>204</b>	<b>15318</b>	<b>2471</b>	<b>4559</b>	<b>.542</b>	<b>1643</b>	<b>2068</b>	<b>.794</b>	<b>950</b>	<b>1992</b>	<b>2942</b>	<b>1372</b>	<b>1645</b>	<b>17</b>	<b>727</b>	<b>1023</b>	<b>694</b>	<b>6585</b>	<b>10.7</b>

3-PT. FG: 1979-80, 0-3 (.000); 1980-81, 0-3 (.000); 1981-82, 0-3 (.000); 1982-83, 0-1 (.000); 1983-84, 0-1 (.000); 1984-85, 0-4 (.000); 1985-86, 0-1 (.000); TOTALS, 0-16 (.000)

### PLAYOFFS

G	GS	MIN	FG	FGA	PCT	FT	FTA	PCT	OFF	DEF	TOT	A	PF	D	ST	TO	BS	PTS	AVG	
1978-79	9	—	260	48	87	.552	22	26	.846	12	31	43	19	30	0	5	15	4	118	13.1
1979-80	18	—	470	90	172	.523	53	62	.855	29	57	86	31	56	1	21	23	32	233	12.9
1980-81	16	—	443	81	160	.506	73	88	.830	35	53	88	33	60	1	18	32	21	235	14.7
1981-82	21	—	589	94	174	.540	68	81	.840	37	62	99	52	69	0	15	33	22	256	12.2
1982-83	12	—	324	43	78	.551	17	20	.850	19	39	58	34	29	0	15	18	18	103	8.6
1983-84	5	—	130	15	31	.484	18	19	.947	9	14	23	9	12	0	3	8	7	48	9.6
1984-85	13	—	309	46	78	.590	14	20	.700	22	26	48	16	38	0	12	19	15	106	8.2
1985-86	12	—	329	39	74	.527	38	50	.760	9	23	32	34	39	0	10	15	14	116	9.7
<b>TOTALS</b>	<b>106</b>	<b>—</b>	<b>2854</b>	<b>456</b>	<b>854</b>	<b>.534</b>	<b>303</b>	<b>366</b>	<b>.828</b>	<b>172</b>	<b>305</b>	<b>477</b>	<b>228</b>	<b>333</b>	<b>2</b>	<b>99</b>	<b>163</b>	<b>133</b>	<b>1215</b>	<b>11.5</b>

3-PT. FG: 1979-80 0-1 (.000); 1982-83, 0-1 (.000); 1985-86, 0-1 (.000); TOTALS, 0-3 (.000)

### ALL-STAR GAME

G	GS	MIN	FG	FGA	PCT	FT	FTA	PCT	OFF	DEF	TOT	A	PF	D	ST	TO	BS	PTS	AVG	
1981	1	0	16	5	11	.455	1	1	1.000	1	3	4	0	2	0	1	—	1	11	11
1982	1	0	14	2	5	.400	1	2	.500	1	3	4	1	2	0	1	—	0	5	5
<b>TOTALS</b>	<b>2</b>	<b>0</b>	<b>30</b>	<b>7</b>	<b>16</b>	<b>.438</b>	<b>2</b>	<b>3</b>	<b>.667</b>	<b>2</b>	<b>6</b>	<b>8</b>	<b>1</b>	<b>4</b>	<b>0</b>	<b>2</b>	<b>—</b>	<b>1</b>	<b>16</b>	<b>16</b>

## JONES, CALDWELL

Albany State  
Birthdate: Aug. 4, 1950

#11  
Drafted: 1973, 2nd round (32nd overall) by 76ers

HT: 6-11 WT: 230

G	GS	MIN	FG	FGA	PCT	FT	FTA	PCT	OFF	DEF	TOT	A	PF	D	ST	TO	BS	PTS	AVG	
1976-77	82	57	2023	215	424	.507	64	116	.552	190	476	666	92	301	3	43	—	200	494	6.0
1977-78	80	69	1636	169	359	.471	96	153	.627	165	405	570	92	281	4	26	128	127	434	5.4
1978-79	78	75	2171	302	637	.474	121	162	.747	177	570	747	151	303	10	39	156	157	725	9.3
1979-80	80	80	2771	232	532	.436	124	178	.697	219	731	950	164	298	5	43	218	162	588	7.4
1980-81	81	81	2639	218	485	.449	148	193	.767	200	613	813	122	271	2	53	168	134	584	7.2
1981-82	81	47	2446	231	465	.497	179	219	.817	164	544	708	100	301	3	38	155	146	641	7.9
<b>TOTALS</b>	<b>482</b>	<b>409</b>	<b>13686</b>	<b>1367</b>	<b>2902</b>	<b>.471</b>	<b>732</b>	<b>1021</b>	<b>.717</b>	<b>1115</b>	<b>3339</b>	<b>4454</b>	<b>721</b>	<b>1755</b>	<b>27</b>	<b>242</b>	<b>825</b>	<b>926</b>	<b>3466</b>	<b>7.2</b>

3-PT. FG: 1979-80, 0-2 (.000); 1981-82, 0-3 (.000); TOTALS, 0-5 (.000)

# All-Time Roster



## CALDWELL JONES PLAYOFFS

G	GS	MIN	FG	FGA	PCT	FT	FTA	PCT	OFF	DEF	TOT	A	PF	D	ST	TO	BS	PTS	AVG	
1976-77	19	—	513	37	73	.507	18	30	.600	38	112	150	20	81	4	9	—	40	92	4.8
1977-78	10	—	301	28	56	.500	8	10	.800	22	84	106	14	36	2	5	19	30	64	6.4
1978-79	9	—	320	43	89	.483	28	36	.778	37	84	121	21	36	0	4	21	22	114	12.7
1979-80	18	—	639	58	129	.450	42	52	.808	50	135	185	34	75	1	13	36	37	158	8.8
1980-81	16	—	580	54	95	.568	31	42	.738	37	118	155	27	53	0	7	33	31	139	8.7
1981-82	21	—	679	74	160	.463	35	41	.854	52	137	189	19	77	1	11	29	40	183	8.7
<b>TOTALS</b>	<b>93</b>	<b>—</b>	<b>3032</b>	<b>294</b>	<b>602</b>	<b>.488</b>	<b>162</b>	<b>211</b>	<b>.768</b>	<b>236</b>	<b>670</b>	<b>906</b>	<b>135</b>	<b>358</b>	<b>8</b>	<b>49</b>	<b>138</b>	<b>200</b>	<b>750</b>	<b>8.1</b>

3-PT. FG: 1979-80, 0-3 (.000)

## JONES, CHARLES

Albany State  
Birthdate: Apr. 3, 1957

#23  
Drafted: 1979, 8th round (165th overall) by Phoenix

HT: 6-11 WT: 215

G	GS	MIN	FG	FGA	PCT	FT	FTA	PCT	OFF	DEF	TOT	A	PF	D	ST	TO	BS	PTS	AVG
1983-84	1	0	3	0	1	.000	1	4	.250	0	0	0	0	1	0				



# All-Time Roster



## JORDAN, THOMAS

Oklahoma State  
Birthdate: May 23, 1968

#55  
Drafted: Undrafted (1993)

HT: 6-10 WT: 220

	G	GS	MIN	FG	FGA	PCT	FT	FTA	PCT	OFF	DEF	TOT	A	PF	D	ST	TO	BS	PTS	AVG
1992-93	4	0	106	18	41	.439	8	17	.471	5	14	19	3	14	0	3	12	5	44	11.0

## JORGENSEN, NOBLE

Iowa: Westminister  
Birthdate: May 18, 1925

Drafted: N/A

HT: 6-9 WT: 230

	G	GS	MIN	FG	FGA	PCT	FT	FTA	PCT	OFF	DEF	TOT	A	PF	D	ST	TO	BS	PTS	AVG
1950-51*	63	—	223	600	372	.182	265	.687	—	—	338	91	237	7	—	—	—	—	628	10.0
1951-52	66	—	1318	190	460	.413	149	187	.797	—	288	63	190	8	—	—	—	—	529	8.0
1952-53	70	—	1355	145	336	.433	146	199	.734	—	236	76	247	2	—	—	—	—	436	6.2
TOTALS	199	—	2673	558	1496	.373	477	651	.733	—	862	230	674	17	—	—	—	—	1593	8.0

### PLAYOFFS

	G	GS	MIN	FG	FGA	PCT	FT	FTA	PCT	OFF	DEF	TOT	A	PF	D	ST	TO	BS	PTS	AVG
1950-51	7	—	18	43	.419	14	22	.636	—	—	21	7	19	0	—	—	—	—	50	7.1
1951-52	7	—	150	19	52	.365	23	31	.742	—	27	5	30	2	—	—	—	—	61	8.7
1952-53	2	—	44	5	9	.556	4	6	.667	—	10	3	11	1	—	—	—	—	14	7.0
TOTALS	16	—	194	42	104	.404	41	59	.695	—	58	15	60	3	—	—	—	—	125	7.8

## KAPONO, JASON

UCLA  
Birthdate: Feb. 4, 1981

#72  
Drafted: 2003, 2nd round (31st overall) by Charlotte

HT: 6-8 WT: 215

	G	GS	MIN	FG	FGA	PCT	FT	FTA	PCT	OFF	DEF	TOT	A	PF	D	ST	TO	BS	PTS	AVG
2009-10	57	12	976	301	419	.719	9	15	.600	14	52	66	39	80	0	21	34	6	324	5.7
3-PT FG: 2009-10, 63-171 (.368)																				

## KEARNS, TOM

North Carolina  
Birthdate: Oct. 6, 1936

#3  
Drafted: 1958, 4th round (29th overall) by Syracuse

HT: 5-11 WT: 180

	G	GS	MIN	FG	FGA	PCT	FT	FTA	PCT	OFF	DEF	TOT	A	PF	D	ST	TO	BS	PTS	AVG
1958-59	1	—	7	1	1,000	0	0	0	—	—	—	0	0	1	0	—	—	—	2	2.0

## KENVILLE, BILLY

St. Bonaventure  
Birthdate: Dec. 1, 1930

#15  
Drafted: 1953, by Syracuse

HT: 6-2 WT: 190

	G	GS	MIN	FG	FGA	PCT	FT	FTA	PCT	OFF	DEF	TOT	A	PF	D	ST	TO	BS	PTS	AVG
1953-54	72	—	1405	149	388	.384	136	182	.747	—	247	122	138	0	—	—	—	—	434	6.0
1954-55	70	—	1380	172	482	.357	154	201	.766	—	247	150	132	1	—	—	—	—	498	7.1
1955-56	72	—	1278	170	448	.379	195	257	.759	—	215	159	132	0	—	—	—	—	535	7.4
TOTALS	214	—	4063	491	1318	.373	485	640	.758	—	709	431	402	1	—	—	—	—	1467	6.9

### PLAYOFFS

	G	GS	MIN	FG	FGA	PCT	FT	FTA	PCT	OFF	DEF	TOT	A	PF	D	ST	TO	BS	PTS	AVG
1953-54	13	—	374	36	74	.486	44	62	.710	—	48	25	46	1	—	—	—	—	116	8.9
1954-55	11	—	130	17	48	.354	36	49	.735	—	31	11	23	1	—	—	—	—	70	6.4
1955-56	8	—	128	16	45	.356	16	23	.696	—	17	14	21	0	—	—	—	—	48	6.0
TOTALS	32	—	632	69	167	.413	96	134	.716	—	96	50	90	2	—	—	—	—	234	7.3

## KERR, JOHN (RED)

Illinois  
Birthdate: July 17, 1932

#10  
Drafted: 1954, by Syracuse

HT: 6-9 WT: 230

	G	GS	MIN	FG	FGA	PCT	FT	FTA	PCT	OFF	DEF	TOT	A	PF	D	ST	TO	BS	PTS	AVG
1954-55	72	—	1529	301	718	.419	152	223	.682	—	474	80	165	2	—	—	—	—	754	10.5
1955-56	72	—	2114	377	935	.403	207	316	.655	—	607	84	168	3	—	—	—	—	961	13.3
1956-57	72	—	2191	333	827	.403	225	313	.719	—	807	90	190	3	—	—	—	—	891	12.4
1957-58	72	—	2384	407	1020	.399	280	422	.664	—	963	88	197	4	—	—	—	—	1094	15.2
1958-59	72	—	2671	502	1139	.441	281	367	.766	—	1008	142	183	1	—	—	—	—	1285	17.8
1959-60	75	—	2372	436	1111	.392	233	310	.752	—	913	167	207	4	—	—	—	—	1105	14.7
1960-61	79	—	2676	419	1056	.397	218	299	.729	—	951	199	230	4	—	—	—	—	1056	13.4
1961-62	80	—	2768	541	1220	.443	222	302	.735	—	1176	243	272	7	—	—	—	—	1304	16.3
1962-63	80	—	2561	507	1069	.474	241	320	.753	—	1039	214	208	3	—	—	—	—	1255	15.7
1963-64	80	—	2938	536	1250	.429	268	357	.751	—	1017	275	187	2	—	—	—	—	1340	16.8
1964-65	80	—	1810	264	714	.370	126	181	.696	—	551	197	132	1	—	—	—	—	654	8.2
TOTALS	834	—	26014	4623	11059	.418	2453	3410	.719	—	9506	1779	2139	34	—	—	—	—	11699	14.0

### PLAYOFFS

	G	GS	MIN	FG	FGA	PCT	FT	FTA	PCT	OFF	DEF	TOT	A	PF	D	ST	TO	BS	PTS	AVG
1954-55	11	—	363	59	151	.391	34	61	.557	—	118	13	27	0	—	—	—	—	152	13.8
1955-56	8	—	213	37	77	.481	15	33	.455	—	68	19	23	0	—	—	—	—	89	11.1
1956-57	5	—	162	28	65	.431	20	29	.690	—	69	6	7	0	—	—	—	—	76	15.2
1957-58	3	—	116	18	55	.327	14	18	.778	—	61	3	5	0	—	—	—	—	50	16.7
1958-59	9	—	312	50	142	.352	30	33	.909	—	108	24	20	0	—	—	—	—	130	14.4
1959-60	3	—	104	15	51	.294	11	12	.917	—	25	9	9	0	—	—	—	—	41	13.7
1960-61	8	—	210	30	88	.341	16	23	.696	—	99	20	18	0	—	—	—	—	76	9.5
1961-62	5	—	193	41	109	.376	6	8	.750	—	80	10	15	0	—	—	—	—	88	17.6
1962-63	5	—	187	26	60	.433	16	21	.762	—	75	9	12	0	—	—	—	—	68	13.6
1963-64	5	—	185	40	83	.482	15	20	.750	—	69	16	12	0	—	—	—	—	95	19.0
1964-65	11	—	181	24	67	.358	15	21	.714	—	38	28	20	0	—	—	—	—	63	5.7
TOTALS	73	—	2226	368	948	.388	192	279	.688	—	810	157	168	0	—	—	—	—	928	12.7

# All-Time Roster



## JOHN KERR ALL-STAR GAME

	G	GS	MIN	FG	FGA	PCT	FT	FTA	PCT	OFF	DEF	TOT	A	PF	D	ST	TO	BS	PTS	AVG
1956	1	0	16	2	4	.500	0	1	.000	—	8	0	—	—	—	—	—	—	4	—
1959	1	0	21	3	14	.214	1	2	.500	—	9	2	—	—	—	—	—	—	7	—
1963	1	0	11	3	4	.000	2	2	1.000	—	2	1	—	—	—	—	—	—	2	—
TOTALS	3	0	48	5	22	.227	3	5	.600	—	19	3	—	—	—	—	—	—	13	4.3

## KIDD, WARREN

Middle Tennessee State  
Birthdate: Sept. 9, 1970

#43  
Drafted: Undrafted

HT: 6-9 WT: 235

	G	GS	MIN	FG	FGA	PCT	FT	FTA	PCT	OFF	DEF	TOT	A	PF	D	ST	TO	BS
--	---	----	-----	----	-----	-----	----	-----	-----	-----	-----	-----	---	----	---	----	----	----



# All-Time Roster



## KUKOC, TONI

Croatia  
Birthdate: Sept. 18, 1968

#7  
Drafted: 1990, 2nd round (29th overall) by Chicago

HT: 6-11 WT: 235

	G	GS	MIN	FG	FGA	PCT	FT	FTA	PCT	OFF	DEF	TOT	A	PF	D	ST	TO	BS	PTS	AVG
1999-00	32	8	916	149	340	.438	74	110	.673	38	105	143	141	61	0	33	71	9	398	12.4
2000-01	48	5	979	151	330	.458	52	88	.591	47	115	162	93	62	0	35	60	6	386	8.0
<b>TOTALS</b>	<b>80</b>	<b>13</b>	<b>1895</b>	<b>300</b>	<b>670</b>	<b>.448</b>	<b>126</b>	<b>198</b>	<b>.636</b>	<b>85</b>	<b>220</b>	<b>305</b>	<b>234</b>	<b>123</b>	<b>0</b>	<b>68</b>	<b>131</b>	<b>15</b>	<b>784</b>	<b>9.8</b>

3-PT. FG: 1999-00, 26-90 (.289); 2000-01, 32-78 (.410)

### PLAYOFFS

	G	GS	MIN	FG	FGA	PCT	FT	FTA	PCT	OFF	DEF	TOT	A	PF	D	ST	TO	BS	PTS	AVG
2000-01	10	0	257	36	93	.387	10	17	.588	7	30	37	17	26	0	10	15	3	93	9.3

3-PT. FG: 1999-00, 11-34 (.324)

## LAMPLEY, JIM

Arkansas Little Rock  
Birthdate: July 2, 1960

#11  
Drafted: 1983, 5th round (102nd overall pick) by Dallas

HT: 6-11 WT: 230

	G	GS	MIN	FG	FGA	PCT	FT	FTA	PCT	OFF	DEF	TOT	A	PF	D	ST	TO	BS	PTS	AVG
1986-87	1	0	16	1	3	.333	1	2	.500	1	4	5	0	0	0	1	1	0	3	3.0

## LANG, ANDREW

Arkansas  
Birthdate: June 28, 1966

#28  
Drafted: 1988, 2nd round (28th overall) by Phoenix

HT: 6-11 WT: 250

	G	GS	MIN	FG	FGA	PCT	FT	FTA	PCT	OFF	DEF	TOT	A	PF	D	ST	TO	BS	PTS	AVG
1992-93	73	59	1861	149	351	.425	87	114	.763	136	300	436	79	261	4	46	89	141	386	5.3

3-PT. FG: 1992-93, 1-5 (.200)

## LANG, ANTONIO

Duke  
Birthdate: May 15, 1972

#41  
Drafted: 1994, 2nd round (29th overall) by Phoenix

HT: 6-8 WT: 230

	G	GS	MIN	FG	FGA	PCT	FT	FTA	PCT	OFF	DEF	TOT	A	PF	D	ST	TO	BS	PTS	AVG
1999-00	3	0	6	1	1	1.000	1	1	1.000	0	0	0	1	1	0	0	0	0	3	1.0

## LAVOY, BOB

Western Kentucky  
Birthdate: June 29, 1926

Drafted: N/A

HT: 6-7 WT: 185

	G	GS	MIN	FG	FGA	PCT	FT	FTA	PCT	OFF	DEF	TOT	A	PF	D	ST	TO	BS	PTS	AVG
1953-54*	68	—	1277	135	356	.379	94	129	.729	—	—	317	78	215	2	—	—	—	364	5.4

### PLAYOFFS

	G	GS	MIN	FG	FGA	PCT	FT	FTA	PCT	OFF	DEF	TOT	A	PF	D	ST	TO	BS	PTS	AVG
1953-54	13	—	358	37	95	.389	44	55	.800	—	—	85	20	50	0	—	—	—	118	9.1

## LEAKS, MANNY

Niagara  
Birthdate: Nov. 27, 1945

#26  
Drafted: 1968, 2nd round (20th overall) by Detroit

HT: 6-8 WT: 230

	G	GS	MIN	FG	FGA	PCT	FT	FTA	PCT	OFF	DEF	TOT	A	PF	D	ST	TO	BS	PTS	AVG
1972-73	82	63	2530	377	933	.404	144	200	.720	—	—	677	95	191	5	—	—	—	898	11.0

## LECKNER, ERIC

Wyoming  
Birthdate: May 27, 1966

#45  
Drafted: 1988, 1st round (17th overall) by Utah

HT: 6-11 WT: 265

	G	GS	MIN	FG	FGA	PCT	FT	FTA	PCT	OFF	DEF	TOT	A	PF	D	ST	TO	BS	PTS	AVG
1993-94	71	36	1163	139	286	.486	84	130	.646	75	207	282	86	190	2	18	86	34	362	5.1

## LEE, CLYDE

Vanderbilt  
Birthdate: Mar. 14, 1944

#34  
Drafted: 1966, 1st round (3rd overall) by San Francisco

HT: 6-10 WT: 215

	G	GS	MIN	FG	FGA	PCT	FT	FTA	PCT	OFF	DEF	TOT	A	PF	D	ST	TO	BS	PTS	AVG
1974-75	71	35	2279	164	391	.419	87	138	.630	264	423	687	97	260	9	29	—	16	415	5.8
1975-76	79	0	1421	123	282	.436	63	95	.663	164	289	453	59	188	0	23	—	27	309	3.9
<b>TOTALS</b>	<b>150</b>	<b>35</b>	<b>3700</b>	<b>287</b>	<b>673</b>	<b>.426</b>	<b>150</b>	<b>233</b>	<b>.644</b>	<b>428</b>	<b>712</b>	<b>1140</b>	<b>156</b>	<b>448</b>	<b>9</b>	<b>52</b>	<b>—</b>	<b>43</b>	<b>724</b>	<b>4.8</b>

### PLAYOFFS

	G	GS	MIN	FG	FGA	PCT	FT	FTA	PCT	OFF	DEF	TOT	A	PF	D	ST	TO	BS	PTS	AVG
1975-76	3	—	53	4	6	.667	7	8.57	4	12	16	6	11	0	0	6	—	9	17	5.7

## LEVANE, FUZZY

St. John's (N.Y.)  
Birthdate: April 11, 1920

Drafted: N/A

HT: 6-2 WT: 190

	G	GS	MIN	FG	FGA	PCT	FT	FTA	PCT	OFF	DEF	TOT	A	PF	D	ST	TO	BS	PTS	AVG
1949-50	60	—	—	139	418	.333	54	85	.635	—	—	—	156	106	—	—	—	—	332	5.5

### PLAYOFFS

	G	GS	MIN	FG	FGA	PCT	FT	FTA	PCT	OFF	DEF	TOT	A	PF	D	ST	TO	BS	PTS	AVG
1949-50	9	—	—	13	37	.351	5	5	1.000	—	—	—	13	11	—	—	—	—	31	3.4

## LLOYD, EARL

West Virginia State  
Birthdate: April 3, 1928

#11  
Drafted: N/A

HT: 6-6 WT: 220

	G	GS	MIN	FG	FGA	PCT	FT	FTA	PCT	OFF	DEF	TOT	A	PF	D	ST	TO	BS	PTS	AVG
1952-53	64	—	1806	156	453	.344	160	231	.693	—	—	444	64	241	6	—	—	—	472	7.4
1953-54	72	—	2206	249	666	.374	156	209	.746	—	—	529	115	303	12	—	—	—	654	9.1
1954-55	72	—	2212	286	784	.365	159	212	.750	—	—	553	151	283	4	—	—	—	731	10.2
1955-56	72	—	1837	213	636	.335	186	241	.772	—	—	492	116	267	6	—	—	—	612	8.5
1956-57	72	—	1965	256	687	.373	134	179	.749	—	—	435	114	282	10	—	—	—	646	9.0
1957-58	61	—	1045	119	359	.331	79	106	.745	—	—	287	60	179	3	—	—	—	317	5.2
<b>TOTALS</b>	<b>413</b>	<b>—</b>	<b>11071</b>	<b>1279</b>	<b>3585</b>	<b>.357</b>	<b>874</b>	<b>1178</b>	<b>.742</b>	<b>—</b>	<b>—</b>	<b>2740</b>	<b>620</b>	<b>1555</b>	<b>41</b>	<b>—</b>	<b>—</b>	<b>—</b>	<b>3432</b>	<b>8.3</b>

# All-Time Roster



## EARL LLOYD PLAYOFFS

	G	GS	MIN	FG	FGA	PCT	FT	FTA	PCT	OFF	DEF	TOT	A	PF	D	ST	TO	BS	PTS	AVG
1952-53	2	—	73	4	17	.235	7	10	.700	—	—	9	5	10	0	—	—	—	15	7.5
1953-54	10	—	260	25	73	.342	17	26	.654	—	—	57	20	34	0	—	—	—	67	6.7
1954-55	11	—	355	44	122	.361	39	52	.750	—	—	89	35	41	0	—	—	—	127	11.5
1955-56	8	—	172	26	81	.321	13	14	.929	—	—	43	7	37	1	—	—	—	65	8.1
1956-57	5	—	83	12	30	.400	7	11	.636	—	—	21	5	18	0	—	—	—	31	6.2
1957-58	3	—	32	5	14	.357	0	0	—	—	—	8	0	8	0	—	—	—	10	3.3
<b>TOTALS</b>	<b>39</b>	<b>—</b>	<b>975</b>	<b>116</b>	<b>337</b>	<b>.344</b>	<b>83</b>	<b>113</b>	<b>.735</b>	<b>—</b>	<b>—</b>	<b>227</b>	<b>72</b>	<b>148</b>	<b>1</b>	<b>—</b>	<b>—</b>	<b>—</b>	<b>315</b>	<b>8.1</b>

## LLOYD, LEWIS

Drake  
Birthdate: Feb. 22, 1959

#30  
Drafted: 1981, 4th round (76th overall) by Golden State

HT: 6-6 WT: 205

	G	GS	MIN	FG	FGA	PCT	FT	FTA	PCT	OFF	DEF	TOT	A	PF	D	ST	TO	BS	PTS	AVG
1989-90	2	0	10	1	2	.500	0	0	—	0	0	0	0	3	0	0	4	0	2	1.0

## LOCHMUELLER, BOB

Louisville  
Birthdate: June 5, 1927

Drafted: N/A

HT: 6-6 WT: 185

	G	GS	MIN	
--	---	----	-----	--





# All-Time Roster



**MACKNOWSKI, JOHNNY** Seton Hall  
Birthdate: Jan. 7, 1923      Drafted: N/A      HT: 6-1      WT: 185

	G	GS	MIN	FG	FGA	PCT	FT	FTA	PCT	OFF	DEF	TOT	A	PF	D	ST	TO	BS	PTS	AVG
1949-50	59	—	—	154	463	.333	131	178	.736	—	—	65	128	—	—	—	—	—	439	7.4
1950-51	58	—	—	131	435	.301	122	170	.718	—	—	110	69	134	3	—	—	—	384	6.6
<b>TOTALS</b>	<b>117</b>	<b>—</b>	<b>—</b>	<b>285</b>	<b>898</b>	<b>.317</b>	<b>253</b>	<b>348</b>	<b>.727</b>	<b>—</b>	<b>—</b>	<b>110</b>	<b>134</b>	<b>262</b>	<b>3</b>	<b>—</b>	<b>—</b>	<b>—</b>	<b>823</b>	<b>7.0</b>

### PLAYOFFS

	G	GS	MIN	FG	FGA	PCT	FT	FTA	PCT	OFF	DEF	TOT	A	PF	D	ST	TO	BS	PTS	AVG
1949-50	11	—	—	39	100	.390	39	51	.765	—	—	—	—	—	—	—	—	—	117	10.6
1950-51	2	—	—	6	13	.462	1	3	.333	—	—	7	4	5	0	—	—	—	13	6.5
<b>TOTALS</b>	<b>13</b>	<b>—</b>	<b>—</b>	<b>45</b>	<b>113</b>	<b>.398</b>	<b>40</b>	<b>54</b>	<b>.741</b>	<b>—</b>	<b>—</b>	<b>7</b>	<b>25</b>	<b>23</b>	<b>0</b>	<b>—</b>	<b>—</b>	<b>—</b>	<b>130</b>	<b>10.0</b>

**MacLEAN, DON** UCLA  
Birthdate: Jan. 16, 1970      #25 Drafted: 1992, 1st round (19th overall) by Detroit      HT: 6-10      WT: 235

	G	GS	MIN	FG	FGA	PCT	FT	FTA	PCT	OFF	DEF	TOT	A	PF	D	ST	TO	BS	PTS	AVG
1996-97	37	2	733	163	365	.447	64	97	.660	41	99	140	37	71	0	12	47	10	402	10.9
3-PT. FG: 1996-97, 12-38 (.316)																				

**MAHORN, RICK** Hampton  
Birthdate: Sept. 21, 1958      #44 & #4 Drafted: 1980, 2nd round (35th overall) by Washington      HT: 6-10      WT: 260

	G	GS	MIN	FG	FGA	PCT	FT	FTA	PCT	OFF	DEF	TOT	A	PF	D	ST	TO	BS	PTS	AVG
1989-90	75	66	2271	313	630	.497	183	256	.715	167	401	568	98	251	2	44	104	103	811	10.8
1990-91	80	74	2439	261	559	.467	189	240	.788	151	470	621	118	276	6	79	127	56	711	8.9
1998-99	16	0	127	5	18	.278	3	8	.375	7	16	23	2	22	0	5	6	1	13	0.8
<b>TOTALS</b>	<b>171</b>	<b>140</b>	<b>4837</b>	<b>579</b>	<b>1207</b>	<b>.479</b>	<b>375</b>	<b>504</b>	<b>.744</b>	<b>325</b>	<b>887</b>	<b>1212</b>	<b>218</b>	<b>549</b>	<b>8</b>	<b>128</b>	<b>237</b>	<b>160</b>	<b>1535</b>	<b>8.9</b>
3-PT. FG: 1989-90, 2-9 (.222); 1990-91, 0-9 (.000); 1998-99, 0-0 (---); TOTALS, 2-18 (.111)																				

### RICK MAHORN PLAYOFFS

	G	GS	MIN	FG	FGA	PCT	FT	FTA	PCT	OFF	DEF	TOT	A	PF	D	ST	TO	BS	PTS	AVG
1989-90	10	10	342	37	86	.430	20	26	.769	18	52	70	10	41	1	7	13	8	94	9.4
1990-91	8	8	208	20	36	.556	11	14	.786	7	35	42	14	25	0	2	8	4	51	6.4
1998-99	5	0	29	2	6	.333	1	2	.500	2	6	8	1	6	0	1	1	0	5	1.0
<b>TOTALS</b>	<b>23</b>	<b>18</b>	<b>579</b>	<b>59</b>	<b>128</b>	<b>.461</b>	<b>32</b>	<b>42</b>	<b>.762</b>	<b>27</b>	<b>93</b>	<b>120</b>	<b>25</b>	<b>72</b>	<b>1</b>	<b>10</b>	<b>22</b>	<b>12</b>	<b>150</b>	<b>6.5</b>
3-PT. FG: 1989-90, 0-1 (.000)																				

**MALONE, JEFF** Mississippi State  
Birthdate: June 28, 1961      #25 Drafted: 1983, 1st round (10th overall) by Washington      HT: 6-4      WT: 205

	G	GS	MIN	FG	FGA	PCT	FT	FTA	PCT	OFF	DEF	TOT	A	PF	D	ST	TO	BS	PTS	AVG
1993-94	27	23	903	187	389	.481	76	94	.809	23	61	84	59	46	0	14	28	0	454	16.8
1994-95	19	19	660	144	284	.507	51	59	.864	11	44	55	29	35	0	15	29	0	350	18.4
1995-96	25	3	407	63	160	.394	24	26	.923	8	24	32	19	19	0	13	19	0	155	6.2
<b>TOTALS</b>	<b>61</b>	<b>45</b>	<b>1970</b>	<b>394</b>	<b>833</b>	<b>.473</b>	<b>151</b>	<b>179</b>	<b>.844</b>	<b>42</b>	<b>129</b>	<b>171</b>	<b>107</b>	<b>100</b>	<b>0</b>	<b>42</b>	<b>76</b>	<b>0</b>	<b>959</b>	<b>15.7</b>
3-PT. FG: 1993-94, 4-6 (.667); 1994-95, 11-28 (.393); 1995-96, 5-16 (.313); TOTALS, 20-50 (.400)																				

**MALONE, MOSES** Petersburg H.S. (VA)  
Birthdate: Mar 23, 1955      #2 Drafted: 1976, by Portland in ABA Dispersal (5th pick)      HT: 6-10      WT: 255

	G	GS	MIN	FG	FGA	PCT	FT	FTA	PCT	OFF	DEF	TOT	A	PF	D	ST	TO	BS	PTS	AVG
1982-83	78	78	2922	654	1305	.501	600	788	.761	445	749	1194	101	206	0	89	264	157	1908	24.5
1983-84	71	71	2613	532	1101	.483	545	727	.750	352	598	950	96	188	0	71	250	110	1609	22.7
1984-85	79	79	2957	602	1284	.469	737	904	.815	385	646	1031	130	216	0	67	286	123	1941	24.6
1985-86	74	74	2706	571	1246	.458	617	784	.787	339	533	872	90	194	0	67	261	71	1759	23.8
1993-94	55	0	618	102	232	.440	90	117	.769	106	120	226	34	52	0	11	59	17	294	5.3
<b>TOTALS</b>	<b>377</b>	<b>302</b>	<b>11816</b>	<b>2461</b>	<b>5168</b>	<b>.476</b>	<b>2589</b>	<b>3320</b>	<b>.780</b>	<b>1627</b>	<b>2646</b>	<b>4273</b>	<b>451</b>	<b>856</b>	<b>0</b>	<b>305</b>	<b>1120</b>	<b>478</b>	<b>7511</b>	<b>21.0</b>
3-PT. FG: 1982-83, 0-1 (.000); 1983-84, 0-4 (.000); 1984-85, 0-2 (.000); 1985-86, 0-1 (.000); 1993-94, 0-1 (.000); TOTALS, 0-9 (.000)																				

### PLAYOFFS

	G	GS	MIN	FG	FGA	PCT	FT	FTA	PCT	OFF	DEF	TOT	A	PF	D	ST	TO	BS	PTS	AVG
1982-83	13	13	524	126	235	.536	86	120	.717	70	136	206	20	40	0	1	40	25	338	26.0
1983-84	5	5	212	38	83	.458	31	32	.969	20	49	69	7	15	0	3	21	11	107	21.4
1984-85	13	13	505	90	212	.425	82	103	.796	36	102	138	24	39	0	17	23	22	262	20.2
<b>TOTALS</b>	<b>31</b>	<b>31</b>	<b>1241</b>	<b>254</b>	<b>530</b>	<b>.479</b>	<b>199</b>	<b>255</b>	<b>.780</b>	<b>126</b>	<b>287</b>	<b>413</b>	<b>51</b>	<b>94</b>	<b>0</b>	<b>21</b>	<b>84</b>	<b>58</b>	<b>707</b>	<b>22.8</b>

### ALL-STAR GAME

	G	GS	MIN	FG	FGA	PCT	FT	FTA	PCT	OFF	DEF	TOT	A	PF	D	ST	TO	BS	PTS	AVG
1983	1	1	24	3	8	.375	4	6	.667	2	6	8	3	1	0	0	1	1	10	—
1984	1	—	—	—	—	—	—	—	—	—	—	—	—	—	—	—	—	—	—	1985
SELECTED BUT DNP DUE TO INJURY																				
1986	1	1	33	2	10	.200	3	6	.500	5	7	12	1	4	0	0	3	0	7	—
1986	1	1	34	5	12	.417	6	9	.667	5	8	13	0	4	0	1	1	0	16	—
<b>TOTALS</b>	<b>3</b>	<b>3</b>	<b>91</b>	<b>10</b>	<b>30</b>	<b>.333</b>	<b>13</b>	<b>21</b>	<b>.619</b>	<b>12</b>	<b>21</b>	<b>33</b>	<b>4</b>	<b>9</b>	<b>0</b>	<b>1</b>	<b>5</b>	<b>1</b>	<b>33</b>	<b>11.0</b>

**MARSHALL, DONYELL** Connecticut  
Birthdate: May 18, 1973      #8 Drafted: 1994, 1st round (4th overall) by Minnesota      HT: 6-9      WT: 230

	G	GS	MIN	FG	FGA	PCT	FT	FTA	PCT	OFF	DEF	TOT	A	PF	D	ST	TO	BS	PTS	AVG
2008-09	25	0	189	33	73	.452	3	6	.500	6	34	40	15	24	0	4	6	5	94	3.8
3-PT. FG: 2008-09, 25-55 (.455)																				

# All-Time Roster



**DONYELL MARSHALL PLAYOFFS**  
2008-09 G GS MIN FG FGA PCT FT FTA PCT OFF DEF TOT A PF D ST TO BS PTS AVG  
3-PT. FG: 2008-09, 4-11 (.364)

**MASINO, AL** Canisius HT: 5-11WT: 175 Birthdate: Feb. 5, 1928Drafted: N/A

	G	GS	MIN	FG	FGA	PCT	FT	FTA	PCT	OFF	DEF	TOT	A	PF	D	ST	TO	BS	PTS	AVG
1953-54*	27	—	181	26	62	.419	30	49	.612	—	—	28	22	44	0	—	—	—	82	3.0

### AL MASINO PLAYOFFS

	G	GS	MIN	FG	FGA	PCT	FT	FTA	PCT	OFF	DEF	TOT	A	PF	D	ST	TO	BS	PTS	AVG
1953-54	13	—	96	7	20	.350	7	15	.467	—	—	6	7	23	0	—	—	—	21	1.6

**MASSENBURG, TONY** Maryland  
Birthdate: July 31, 1967      #30 Drafted: 1990, 2nd round (43rd overall) by San Antonio      HT: 6-9      WT: 245

	G	GS	MIN	FG	FGA	PCT	FT	FTA	PCT	OFF	DEF	TOT	A	PF	D	ST	TO	BS	PTS	AVG
1995-96	30	8	804	114	236	.483	68	92	.739	75	111	186	2	73	0	15	38	11	296	9.9
3-PT. FG: 1995-96, 0-3 (.000)																				

**MATTHEWS, WES** Wisconsin  
Birthdate: Aug. 24, 1959      #1 Drafted: 1980, 1st round (12th overall) by Washington      HT: 6-1      WT: 170

	G	GS	MIN	FG	FGA	PCT	FT	FTA	PCT	OFF	DEF	TOT	A	PF	D	ST	TO	BS	PTS	AVG
1983-84	14	5	292	4																



# All-Time Roster



## McCORMICK, TIM

Michigan Birthdate: Mar. 10, 1962 #40 Drafted: 1984, 1st round (12th overall) by Cleveland HT: 6-11 WT: 240

	G	GS	MIN	FG	FGA	PCT	FT	FTA	PCT	OFF	DEF	TOT	A	PF	D	ST	TO	BS	PTS	AVG
1986-87	81	79	2817	391	718	.545	251	349	.719	180	431	611	114	270	4	36	153	64	1033	12.8
1987-88	23	17	601	71	138	.514	37	53	.698	49	95	144	26	75	1	14	35	8	179	7.8
<b>TOTALS</b>	<b>104</b>	<b>96</b>	<b>3418</b>	<b>462</b>	<b>856</b>	<b>.540</b>	<b>288</b>	<b>402</b>	<b>.716</b>	<b>229</b>	<b>526</b>	<b>755</b>	<b>140</b>	<b>345</b>	<b>5</b>	<b>50</b>	<b>188</b>	<b>72</b>	<b>1212</b>	<b>11.7</b>

### PLAYOFFS

	G	GS	MIN	FG	FGA	PCT	FT	FTA	PCT	OFF	DEF	TOT	A	PF	D	ST	TO	BS	PTS	AVG
1986-87	5	—	121	12	24	.500	4	4	1.000	7	24	31	6	19	0	1	7	2	28	5.6

## McFARLIN, IVAN

Oklahoma St. Birthdate: April 26, 1982 #31 Drafted: Undrafted HT: 6-8 WT: 240

	G	GS	MIN	FG	FGA	PCT	FT	FTA	PCT	OFF	DEF	TOT	A	PF	D	ST	TO	BS	PTS	AVG
2006-07	11	0	41	5	13	.385	5	7	.714	7	4	11	1	8	0	0	1	0	15	1.4
3PT. FG: 2006-07, 0-1 (.000)																				

## McGINNIS, GEORGE

Indiana Birthdate: Aug. 12, 1950 #30 Drafted: 1973, 2nd round (22nd overall) by 76ers HT: 6-8 WT: 235

	G	GS	MIN	FG	FGA	PCT	FT	FTA	PCT	OFF	DEF	TOT	A	PF	D	ST	TO	BS	PTS	AVG
1975-76	77	77	2946	647	1552	.417	475	642	.740	260	707	967	359	334	13	198	—	41	1769	23.0
1976-77	79	78	2769	659	1439	.458	372	546	.681	324	587	911	302	299	4	163	—	37	1690	21.4
1977-78	78	76	2533	588	1270	.463	411	574	.716	282	528	810	294	287	6	137	312	27	1587	20.3
<b>TOTALS</b>	<b>234</b>	<b>231</b>	<b>8248</b>	<b>1894</b>	<b>4261</b>	<b>.444</b>	<b>1258</b>	<b>1762</b>	<b>.714</b>	<b>866</b>	<b>1822</b>	<b>2688</b>	<b>955</b>	<b>920</b>	<b>23</b>	<b>498</b>	<b>312</b>	<b>105</b>	<b>5046</b>	<b>21.6</b>

### PLAYOFFS

	G	GS	MIN	FG	FGA	PCT	FT	FTA	PCT	OFF	DEF	TOT	A	PF	D	ST	TO	BS	PTS	AVG
1975-76	3	—	120	29	61	.475	11	18	.611	9	32	41	12	14	1	1	—	4	69	23.0
1976-77	19	—	603	102	273	.374	65	114	.570	62	136	198	69	83	2	23	—	6	269	14.2
1977-78	10	—	273	53	125	.424	41	49	.837	24	54	78	30	40	1	15	38	1	147	14.7
<b>TOTALS</b>	<b>32</b>	<b>—</b>	<b>996</b>	<b>184</b>	<b>459</b>	<b>.401</b>	<b>117</b>	<b>181</b>	<b>.646</b>	<b>95</b>	<b>222</b>	<b>317</b>	<b>111</b>	<b>137</b>	<b>4</b>	<b>39</b>	<b>38</b>	<b>11</b>	<b>485</b>	<b>15.2</b>

### ALL-STAR GAME

	G	GS	MIN	FG	FGA	PCT	FT	FTA	PCT	OFF	DEF	TOT	A	PF	D	ST	TO	BS	PTS	AVG
1976	1	0	19	4	9	.444	2	4	.500	1	6	7	2	2	0	0	0	0	10	—
1977	1	1	26	2	9	.222	0	2	.000	5	2	7	2	3	0	4	—	0	4	—
<b>TOTALS</b>	<b>2</b>	<b>1</b>	<b>45</b>	<b>6</b>	<b>18</b>	<b>.333</b>	<b>2</b>	<b>6</b>	<b>.333</b>	<b>6</b>	<b>8</b>	<b>14</b>	<b>4</b>	<b>5</b>	<b>0</b>	<b>4</b>	<b>—</b>	<b>0</b>	<b>14</b>	<b>7.0</b>

## McKEY, DERRICK

Alabama Birthdate: Oct. 10, 1966 #9 Drafted: 1987, 1st round (9th overall) by Seattle HT: 6-10 WT: 245

	G	GS	MIN	FG	FGA	PCT	FT	FTA	PCT	OFF	DEF	TOT	A	PF	D	ST	TO	BS	PTS	AVG
2001-02	41	1	784	52	122	.426	10	14	.714	48	79	127	45	90	0	41	22	4	119	2.9
3-PT. FG: 2001-02 5-12, .417																				

### PLAYOFFS

	G	GS	MIN	FG	FGA	PCT	FT	FTA	PCT	OFF	DEF	TOT	A	PF	D	ST	TO	BS	PTS	AVG
2001-02	4	0	40	4	8	.500	0	0	—	3	3	6	1	5	0	1	1	2	8	2.0

## McKIE, AARON

Temple Birthdate: Oct. 2, 1972 #8 Drafted: 1994, 1st round (17th overall) by Portland HT: 6-5 WT: 209

	G	GS	MIN	FG	FGA	PCT	FT	FTA	PCT	OFF	DEF	TOT	A	PF	D	ST	TO	BS	PTS	AVG
1997-98	57	31	1341	96	277	.347	22	32	.688	34	129	163	137	117	0	78	52	12	223	3.9
1998-99	50	4	959	95	237	.401	44	62	.710	27	113	140	100	90	1	63	57	3	240	4.8
1999-00	82	82	1952	244	593	.411	121	146	.829	47	199	246	240	194	3	108	113	18	653	8.0
2000-01	76	33	2394	338	714	.473	149	194	.768	33	278	311	377	178	3	106	203	8	878	11.6
2001-02	48	16	1471	220	490	.449	96	122	.787	26	166	192	177	74	0	56	93	14	587	12.2
2002-03	80	40	2374	286	666	.429	112	134	.836	61	289	350	278	177	2	131	109	9	721	9.0
2003-04	75	41	2112	265	577	.459	84	111	.757	45	208	253	195	142	1	85	103	23	689	9.2
2004-05	68	3	1118	61	142	.430	10	16	.625	20	152	172	103	116	2	48	31	17	152	2.2
<b>TOTALS</b>	<b>536</b>	<b>250</b>	<b>13721</b>	<b>1605</b>	<b>3696</b>	<b>.434</b>	<b>638</b>	<b>817</b>	<b>.781</b>	<b>293</b>	<b>1534</b>	<b>1827</b>	<b>1609</b>	<b>1088</b>	<b>12</b>	<b>675</b>	<b>761</b>	<b>104</b>	<b>4143</b>	<b>7.7</b>
3-PT. FG: 1997-98, 9-46 (.196); 1998-99, 6-31 (.194); 1999-00, 44-121 (.364); 2000-01, 53-170 (.312); 2001-02, 51-128 (.398); 2002-03, 37-112 (.330); 2003-04, 75-172 (.436); 2004-05, 20-62 (.323) TOTALS, 295-842 (.350)																				

### PLAYOFFS

	G	GS	MIN	FG	FGA	PCT	FT	FTA	PCT	OFF	DEF	TOT	A	PF	D	ST	TO	BS	PTS	AVG
1998-99	6	0	97	7	23	.304	6	7	.857	4	11	15	11	17	0	4	1	0	20	3.3
1999-00	10	6	331	50	103	.485	26	31	.839	4	32	36	46	26	0	4	16	2	138	13.8
2000-01	23	16	892	125	301	.415	59	75	.787	24	95	119	121	67	0	34	46	3	336	14.6
2001-02	5	0	146	20	46	.435	7	10	.700	2	16	18	12	12	0	10	10	0	53	10.6
2002-03	12	0	315	38	71	.535	12	14	.857	5	38	43	22	31	0	10	15	2	93	7.8
2004-05	5	0	85	3	7	.429	0	0	—	1	11	12	5	9	0	4	1	0	7	1.4
<b>TOTALS</b>	<b>61</b>	<b>22</b>	<b>1866</b>	<b>243</b>	<b>551</b>	<b>.441</b>	<b>110</b>	<b>137</b>	<b>.803</b>	<b>40</b>	<b>203</b>	<b>243</b>	<b>217</b>	<b>162</b>	<b>0</b>	<b>66</b>	<b>89</b>	<b>7</b>	<b>647</b>	<b>10.6</b>
3-PT. FG: 1998-99, 0-1 (.000); 1999-00, 12-35 (.343); 2000-01, 27-64 (.422); 2001-02, 6-16 (.375); 2002-03, 5-9 (.556); 2004-05, 1-3 (.333) TOTALS, 51-128 (.398)																				

## McLEOD, ROSHOWN

Duke Birthdate: Nov. 17, 1975 #7 Drafted: 1998, 1st round (20th overall) by Atlanta HT: 6-8 WT: 230

	G	GS	MIN	FG	FGA	PCT	FT	FTA	PCT	OFF	DEF	TOT	A	PF	D	ST	TO	BS	PTS	AVG
2000-01	1	0	15	1	2	.500	0	0	—	1	1	2	0	2	0	0	1	0	2	2.0
3-PT. FG: 2000-01, 0-1 (.000)																				

# All-Time Roster



## McNAMARA, MARK

California Birthdate: June 8, 1959 #31 Drafted: 1982, 1st round (22nd overall) by 76ers HT: 6-11 WT: 235

	G	GS	MIN	FG	FGA	PCT	FT	FTA	PCT	OFF	DEF	TOT	A	PF	D	ST	TO	BS	PTS	AVG
1982-83	36	2	182	29	64	.453	20	45	.444	34	42	76	7	42	1	3	36	3	78	2.2
1986-87	11	1	113	14	30	.467	7	19	.368	17	19	36	2	17	0	1	8	0	35	3.2
1987-88	42	18	581	52	133	.391	48	66	.727	66	91	157	18	67	0	4	26	12	152	3.6
<b>TOTALS</b>	<b>89</b>	<b>21</b>	<b>876</b>	<b>95</b>	<b>227</b>	<b>.419</b>	<b>75</b>	<b>130</b>	<b>.577</b>	<b>117</b>	<b>152</b>	<b>269</b>	<b>27</b>	<b>126</b>	<b>1</b>	<b>8</b>	<b>70</b>	<b>15</b>	<b>265</b>	<b>3.0</b>

### MARK McNAMARA PLAYOFFS

	G	GS	MIN	FG	FGA	PCT	FT	FTA	PCT	OFF	DEF	TOT	A	PF	D	ST	TO	BS	PTS	AVG
1982-83	2	—	2	2	2	1.000	0	0	—	0	1	1	0	0	0	0	0	0	4	2.0
1986-87																				



# All-Time Roster



## STEVE MIX PLAYOFFS

G	GS	MIN	FG	FGA	PCT	FT	FTA	PCT	OFF	DEF	TOT	A	PF	D	ST	TO	BS	PTS	AVG	
1975-76	3	—	134	18	.46	391	8	10	.800	6	12	18	12	13	1	11	—	2	44	14.7
1976-77	19	—	412	56	107	.523	37	45	.822	22	42	64	44	39	0	21	—	3	149	7.8
1977-78	10	—	235	49	82	.598	38	43	.884	17	29	46	36	22	0	15	12	1	136	13.6
1978-79	9	—	179	31	59	.525	13	15	.867	12	23	35	16	20	0	6	11	0	75	8.3
1979-80	17	—	200	44	96	.458	25	28	.893	10	21	31	13	22	0	8	15	5	113	6.6
1980-81	16	—	206	32	77	.416	24	26	.923	19	23	42	10	16	0	4	11	2	88	5.5
1981-82	7	—	50	12	22	.545	5	7	.714	4	7	11	6	5	0	0	4	0	30	4.3
<b>TOTALS</b>	<b>81</b>	<b>—</b>	<b>1416</b>	<b>242</b>	<b>489</b>	<b>.495</b>	<b>150</b>	<b>174</b>	<b>.862</b>	<b>90</b>	<b>157</b>	<b>247</b>	<b>137</b>	<b>137</b>	<b>1</b>	<b>65</b>	<b>53</b>	<b>13</b>	<b>635</b>	<b>7.8</b>

## ALL-STAR GAME

G	GS	MIN	FG	FGA	PCT	FT	FTA	PCT	OFF	DEF	TOT	A	PF	D	ST	TO	BS	PTS	AVG
1975	1	0	11	2	5	.400	0	0	—	—	0	2	2	0	—	—	—	4	4.0

## MOHAMMED, NAZR

Kentucky Birthdate: Sept. 5, 1977 #14 Drafted: 1998, 1st round (29th overall) by Utah HT: 6-10 WT: 240

G	GS	MIN	FG	FGA	PCT	FT	FTA	PCT	OFF	DEF	TOT	A	PF	D	ST	TO	BS	PTS	AVG	
1998-99	26	0	121	15	42	.357	12	21	.571	18	19	37	2	29	0	5	12	4	42	1.6
1999-00	28	3	190	21	54	.389	12	22	.545	16	34	50	2	22	0	4	18	12	54	1.9
2000-01	30	3	196	41	88	.466	14	28	.500	18	37	55	2	40	0	6	9	7	96	3.2
<b>TOTALS</b>	<b>84</b>	<b>6</b>	<b>507</b>	<b>77</b>	<b>184</b>	<b>.418</b>	<b>38</b>	<b>71</b>	<b>.535</b>	<b>52</b>	<b>90</b>	<b>142</b>	<b>6</b>	<b>91</b>	<b>0</b>	<b>15</b>	<b>39</b>	<b>23</b>	<b>192</b>	<b>2.3</b>

## PLAYOFFS

G	GS	MIN	FG	FGA	PCT	FT	FTA	PCT	OFF	DEF	TOT	A	PF	D	ST	TO	BS	PTS	AVG	
1999-00	3	0	34	8	14	.571	0	0	—	0	2	2	1	4	0	3	0	0	17	5.7

## MONEY, ERIC

Arizona Birthdate: Feb. 6, 1955 #22 Drafted: 1974, 2nd round (33rd overall) by Detroit HT: 6-0 WT: 170

G	GS	MIN	FG	FGA	PCT	FT	FTA	PCT	OFF	DEF	TOT	A	PF	D	ST	TO	BS	PTS	AVG	
1978-79	23	0	545	119	217	.548	34	54	.630	15	22	37	82	70	2	13	69	2	272	11.8
1979-80	6	0	82	14	36	.389	2	2	1.000	3	4	7	16	11	0	0	12	1	30	5.0
<b>TOTALS</b>	<b>29</b>	<b>0</b>	<b>627</b>	<b>133</b>	<b>253</b>	<b>.526</b>	<b>36</b>	<b>56</b>	<b>.643</b>	<b>18</b>	<b>26</b>	<b>44</b>	<b>98</b>	<b>81</b>	<b>2</b>	<b>13</b>	<b>81</b>	<b>3</b>	<b>302</b>	<b>10.4</b>

## PLAYOFFS

G	GS	MIN	FG	FGA	PCT	FT	FTA	PCT	OFF	DEF	TOT	A	PF	D	ST	TO	BS	PTS	AVG	
1978-79	8	—	129	26	61	.426	2	4	.500	6	5	11	22	17	0	3	22	0	54	6.8

## MONTROSS, ERIC

North Carolina Birthdate: Sept. 23, 1971 #00 Drafted: 1994, 1st round (9th overall) by Boston HT: 7-0 WT: 270

G	GS	MIN	FG	FGA	PCT	FT	FTA	PCT	OFF	DEF	TOT	A	PF	D	ST	TO	BS	PTS	AVG	
1997-98	20	20	337	30	76	.395	7	19	.368	28	64	92	7	61	0	7	15	12	67	3.4

## MOSLEY, GLENN

Seton Hall Birthdate: Dec. 26, 1955 #34 Drafted: 1977, 1st round (20th overall) by 76ers HT: 6-8 WT: 195

G	GS	MIN	FG	FGA	PCT	FT	FTA	PCT	OFF	DEF	TOT	A	PF	D	ST	TO	BS	PTS	AVG	
1977-78	6	0	21	5	13	.385	3	7	.429	0	5	5	2	5	0	0	5	0	13	2.2

## MOSS, PERRY

Northeastern Birthdate: Nov. 11, 1958 #9 Drafted: 1982, 3rd round (69th overall) by Boston HT: 6-2 WT: 185

G	GS	MIN	FG	FGA	PCT	FT	FTA	PCT	OFF	DEF	TOT	A	PF	D	ST	TO	BS	PTS	AVG	
1985-86	60	0	852	95	239	.397	54	74	.730	25	65	90	89	106	0	50	61	12	249	4.2
3-PTFG: 1985-86, 5-25 (.200)																				

## PLAYOFFS

G	GS	MIN	FG	FGA	PCT	FT	FTA	PCT	OFF	DEF	TOT	A	PF	D	ST	TO	BS	PTS	AVG	
1985-86	7	—	28	2	8	.258	1	1	1.000	0	3	3	2	6	0	0	4	1	5	0.7
3-PTFG: 1985-86, 0-1 (.000)																				

## MUTOMBE, DIKEMBE

Georgetown Birthdate: June 25, 1966 #55 Drafted: 1991, 1st round (4th overall) by Denver HT: 7-2 WT: 265

G	GS	MIN	FG	FGA	PCT	FT	FTA	PCT	OFF	DEF	TOT	A	PF	D	ST	TO	BS	PTS	AVG	
2000-01	26	26	875	100	202	.495	104	137	.759	119	203	322	22	65	0	9	52	66	304	11.7
2001-02	80	80	2907	321	641	.501	278	364	.764	254	609	863	83	242	2	29	156	190	920	11.5
<b>TOTALS</b>	<b>106</b>	<b>106</b>	<b>3782</b>	<b>421</b>	<b>843</b>	<b>.499</b>	<b>382</b>	<b>501</b>	<b>.762</b>	<b>373</b>	<b>812</b>	<b>1185</b>	<b>105</b>	<b>307</b>	<b>2</b>	<b>38</b>	<b>208</b>	<b>256</b>	<b>1224</b>	<b>11.5</b>

## PLAYOFFS

G	GS	MIN	FG	FGA	PCT	FT	FTA	PCT	OFF	DEF	TOT	A	PF	D	ST	TO	BS	PTS	AVG	
2000-01	23	23	981	102	208	.490	115	148	.777	113	203	316	17	56	1	15	36	72	319	13.9
2001-02	5	5	173	14	31	.452	16	26	.615	14	39	53	3	16	0	2	11	9	44	8.8
<b>TOTALS</b>	<b>28</b>	<b>28</b>	<b>1154</b>	<b>116</b>	<b>239</b>	<b>.485</b>	<b>131</b>	<b>174</b>	<b>.753</b>	<b>127</b>	<b>242</b>	<b>369</b>	<b>20</b>	<b>72</b>	<b>1</b>	<b>17</b>	<b>47</b>	<b>81</b>	<b>363</b>	<b>12.9</b>

## ALL STAR GAME

G	GS	MIN	FG	FGA	PCT	FT	FTA	PCT	OFF	DEF	TOT	A	PF	D	ST	TO	BS	PTS	AVG	
2002	1	0	21	3	5	.600	2	2	1.000	6	4	10	0	0	0	0	2	1	8	8.0

## MYERS, PETE

Arkansas Little Rock Birthdate: Sept 15, 1963 #8 Drafted: 1986, 6th round (120th overall) by Chicago HT: 6-6 WT: 180

G	GS	MIN	FG	FGA	PCT	FT	FTA	PCT	OFF	DEF	TOT	A	PF	D	ST	TO	BS	PTS	AVG	
1988-89	4	0	40	6	12	.500	2	4	.500	3	7	10	2	3	0	3	4	0	14	3.5

# All-Time Roster



## NAILON, LEE

TCU Birthdate: Nov. 22, 1975 #54 Drafted: 1999(43rd overall) by Charlotte HT: 6-9 WT: 238

G	GS	MIN	FG	FGA	PCT	FT	FTA	PCT	OFF	DEF	TOT	A	PF	D	ST	TO	BS	PTS	AVG	
2005-06	22	0	237	40	80	.500	13	15	.867	23	19	42	7	32	0	8	10	4	93	4.2

## NEAL, JIM

Wofford Birthdate: May 21, 1930 #5 Drafted: 1953, by Syracuse HT: 6-11 WT: 235

G	GS	MIN	FG	FGA	PCT	FT	FTA	PCT	OFF	DEF	TOT	A	PF	D	ST	TO	BS	PTS	AVG
1953-54	67	—	899	117	369	.317	78	132	.591	—	257	24	139	0	—	—	—	312	4.7

## PLAYOFFS

G	GS	MIN	FG	FGA	PCT	FT	FTA	PCT	OFF	DEF	TOT	A	PF	D	ST	TO	BS	PTS	AVG
1953-54	11	—	100	13	35	.371	5	13	.385	—	27	2	14	0	—	—	—	31	2.8

## NEUMANN, PAUL

Stanford Birthdate: Jan. 30, 1938 #5 Drafted: 1959, 4th round (27th overall) by Syracuse HT: 6-1 WT: 175

G	GS	MIN	FG	FGA	PCT	FT	FTA	PCT	OFF	DEF	TOT	A	PF	D	ST	TO	BS	PTS	AVG
1961-62	77	—	1265	172	401	.429	133	172	.773	—	194	176	203	3	—	—	—	477	6.2
1962-63	80	—	1581	237	503	.471	181	222	.815	—	200	227	221	5	—	—	—	655	8.2
1963-64	74	—	1973	324	732	.443	210	266	.789	—	246	291	211	1	—	—	—	858	11.6
1964-65	40	—	1100	213	434	.491	148	184	.804	—	102	139	119	1	—	—	—	574	14.4
<b>TOTALS</b>	<b>271</b>	<b>—</b>	<b>5919</b>	<b>946</b>	<b>2070</b>	<b>.457</b>	<b>672</b>	<b>844</b>	<b>.796</b>	<b>—</b>	<b>742</b>	<b>833</b>	<b>754</b>	<b>10</b>	<b>—</b>	<b>—</b>	<b>—</b>	<b>2564</b>	<b>9.5</b>

## PLAYOFFS

G	GS	MIN	FG	FGA	PCT	FT	FTA	PCT	OFF	DEF	R	A	PF	D	ST	TO	BS	PTS	AVG
1961-62	5	—	124	12	29	.414	4	6	.667	—	17	14	13	0	—	—	—	28	5.6
1962-63	4	—	65	8	18	.444	0	1	1.000	—	14	9	11	0	—	—	—	16	4.0
1963-64	5	—	165	27	59	.458	26	31	.839	—	13	25	13	0	—	—	—	80	16.0
<b>TOTALS</b>	<b>14</b>	<b>—</b>	<b>354</b>	<b>47</b>	<b>106</b>	<b>.443</b>	<b>30</b>	<b>38</b>	<b>.789</b>	<b>—</b>	<b>44</b>								





# All-Time Roster



## BRIAN OLIVER PLAYOFFS

	G	GS	MIN	FG	FGA	PCT	FT	FTA	PCT	OFF	DEF	TOT	A	PF	D	ST	TO	BS	PTS	AVG
1990-91	4	—	15	2	6	.333	2	2	1.000	0	0	0	1	4	0	1	0	0	6	1.5

## OLLIE, KEVIN

Connecticut  
Birthdate: Dec. 27, 1972 #5, 12  
Drafted: Undrafted HT: 6-2 WT: 195

	G	GS	MIN	FG	FGA	PCT	FT	FTA	PCT	OFF	DEF	TOT	A	PF	D	ST	TO	BS	PTS	AVG
1999-00	40	0	290	22	49	.449	28	37	.757	4	27	31	46	27	0	10	10	0	72	1.8
2000-01	51	4	764	71	165	.430	51	70	.729	13	59	72	121	70	0	25	40	1	194	3.8
2004-05	26	0	158	11	31	.355	6	9	.667	3	16	19	19	16	0	5	6	0	28	1.1
2005-06	70	23	1069	75	174	.431	41	49	.837	13	85	98	101	103	1	33	29	3	192	2.7
2006-07	53	23	919	81	187	.433	37	45	.822	8	66	74	130	76	0	21	47	1	199	3.8
2007-08	40	0	300	29	69	.420	12	15	.800	4	15	19	38	28	0	10	5	0	70	1.8
<b>TOTALS</b>	<b>280</b>	<b>50</b>	<b>3500</b>	<b>289</b>	<b>675</b>	<b>.428</b>	<b>175</b>	<b>225</b>	<b>.778</b>	<b>45</b>	<b>268</b>	<b>313</b>	<b>455</b>	<b>320</b>	<b>1</b>	<b>104</b>	<b>137</b>	<b>5</b>	<b>755</b>	<b>2.7</b>

## PLAYOFFS

	G	GS	MIN	FG	FGA	PCT	FT	FTA	PCT	OFF	DEF	TOT	A	PF	D	ST	TO	BS	PTS	AVG
1999-00	10	—	65	6	12	.500	8	9	.889	0	5	5	12	5	0	2	3	0	20	2.0
2000-01	23	—	123	10	27	.370	13	14	.929	2	7	9	23	12	0	0	8	0	33	1.4
2004-05	0	0	0	0	0	—	0	0	—	0	0	0	0	0	0	0	0	0	0	0.0
2007-08	3	0	19	1	4	.250	2	2	1.000	0	1	1	3	1	0	2	0	0	3	1.3
<b>TOTALS</b>	<b>33</b>	<b>0</b>	<b>188</b>	<b>16</b>	<b>39</b>	<b>.870</b>	<b>21</b>	<b>23</b>	<b>.913</b>	<b>2</b>	<b>12</b>	<b>14</b>	<b>35</b>	<b>17</b>	<b>0</b>	<b>2</b>	<b>11</b>	<b>0</b>	<b>53</b>	<b>1.6</b>

## OSBORNE, CHUCK

Western Kentucky  
Birthdate: Jan. 21, 1939 Drafted: N/A HT: 6-6 WT: 210

	G	GS	MIN	FG	FGA	PCT	FT	FTA	PCT	OFF	DEF	TOT	A	PF	D	ST	TO	BS	PTS	AVG
1961-62	4	—	21	1	8	.125	3	4	.750	—	—	9	1	3	0	—	—	—	5	1.3

## OSTERKON, WALLY

Illinois  
Birthdate: July 6, 1928 #8  
Drafted: N/A HT: 6-5 WT: 215

	G	GS	MIN	FG	FGA	PCT	FT	FTA	PCT	OFF	DEF	TOT	A	PF	D	ST	TO	BS	PTS	AVG
1951-52	66	—	1721	145	413	.351	199	335	.594	—	—	444	117	226	8	—	—	—	489	7.4
1952-53	49	—	1016	85	262	.324	106	168	.631	—	—	217	61	129	2	—	—	—	276	5.6
1953-54	70	—	2164	203	586	.346	209	361	.579	—	—	487	151	209	1	—	—	—	615	8.8
1954-55	19	—	286	20	97	.206	16	32	.500	—	—	70	17	32	0	—	—	—	56	2.9
<b>TOTALS</b>	<b>204</b>	<b>—</b>	<b>5187</b>	<b>453</b>	<b>1358</b>	<b>.334</b>	<b>530</b>	<b>896</b>	<b>.592</b>	<b>—</b>	<b>—</b>	<b>1218</b>	<b>346</b>	<b>596</b>	<b>11</b>	<b>—</b>	<b>—</b>	<b>—</b>	<b>1436</b>	<b>7.0</b>

## WALLY OSTERKON PLAYOFFS

	G	GS	MIN	FG	FGA	PCT	FT	FTA	PCT	OFF	DEF	TOT	A	PF	D	ST	TO	BS	PTS	AVG
1951-52	7	—	249	23	67	.343	28	47	.596	—	—	57	20	32	1	—	—	—	74	10.6
1952-53	2	—	42	4	9	.444	1	3	.333	—	—	4	2	11	1	—	—	—	9	4.5
1953-54	13	—	542	45	122	.369	50	90	.556	—	—	125	37	40	1	—	—	—	140	10.8
1954-55	11	—	75	11	34	.324	13	17	.765	—	—	21	11	14	0	—	—	—	35	3.2
<b>TOTALS</b>	<b>33</b>	<b>—</b>	<b>908</b>	<b>83</b>	<b>232</b>	<b>.358</b>	<b>92</b>	<b>157</b>	<b>.586</b>	<b>—</b>	<b>—</b>	<b>207</b>	<b>70</b>	<b>97</b>	<b>3</b>	<b>—</b>	<b>—</b>	<b>—</b>	<b>258</b>	<b>7.8</b>

## OVERTON, DOUG

La Salle  
Birthdate: Aug. 3, 1969 #11  
Drafted: 1991, 2nd round (40th overall) by Detroit HT: 6-3 WT: 190

	G	GS	MIN	FG	FGA	PCT	FT	FTA	PCT	OFF	DEF	TOT	A	PF	D	ST	TO	BS	PTS	AVG
1996-97	61	4	634	81	190	.426	45	48	.938	18	50	68	101	44	0	142	39	0	217	3.6
1997-98	23	2	277	24	63	.381	14	16	.875	2	12	14	37	34	0	8	23	1	62	2.7
1998-99	10	0	37	5	15	.333	0	0	.000	0	2	2	4	2	0	1	2	0	10	1.0
<b>TOTALS</b>	<b>94</b>	<b>6</b>	<b>948</b>	<b>110</b>	<b>268</b>	<b>.410</b>	<b>59</b>	<b>64</b>	<b>.922</b>	<b>20</b>	<b>64</b>	<b>84</b>	<b>142</b>	<b>80</b>	<b>0</b>	<b>151</b>	<b>64</b>	<b>1</b>	<b>289</b>	<b>3.1</b>

## OWENS, BILLY

Syracuse  
Birthdate: May 1, 1969 #30  
Drafted: 1991, 1st round (3rd overall) by Sacramento HT: 6-9 WT: 225

	G	GS	MIN	FG	FGA	PCT	FT	FTA	PCT	OFF	DEF	TOT	A	PF	D	ST	TO	BS	PTS	AVG
1999-00	46	7	919	112	258	.434	38	64	.594	63	129	192	59	119	1	26	61	16	271	5.9

## PALAZZI, TOGO

Holy Cross  
Birthdate: Aug. 8, 1932 Drafted: N/A HT: 6-4 WT: 205

	G	GS	MIN	FG	FGA	PCT	FT	FTA	PCT	OFF	DEF	TOT	A	PF	D	ST	TO	BS	PTS	AVG
1956-57*	63	—	1013	210	571	.368	136	175	.777	—	—	262	49	117	0	—	—	—	556	8.8
1957-58	67	—	1001	228	579	.394	123	171	.719	—	—	243	42	125	5	—	—	—	579	8.6
1958-59	71	—	1053	240	612	.392	115	158	.728	—	—	266	67	174	0	—	—	—	595	8.4
1959-60	7	—	70	13	41	.317	4	8	.500	—	—	14	3	7	1	—	—	—	30	4.3
<b>TOTALS</b>	<b>208</b>	<b>—</b>	<b>3137</b>	<b>691</b>	<b>1803</b>	<b>.383</b>	<b>378</b>	<b>512</b>	<b>.738</b>	<b>—</b>	<b>—</b>	<b>785</b>	<b>161</b>	<b>423</b>	<b>6</b>	<b>—</b>	<b>—</b>	<b>—</b>	<b>1760</b>	<b>8.5</b>

## PLAYOFFS

	G	GS	MIN	FG	FGA	PCT	FT	FTA	PCT	OFF	DEF	TOT	A	PF	D	ST	TO	BS	PTS	AVG
1956-57	5	—	87	19	49	.388	7	9	.778	—	—	18	5	11	0	—	—	—	45	9.0
1957-58	3	—	25	3	14	.214	3	6	.500	—	—	4	0	4	0	—	—	—	9	3.0
1958-59	8	—	67	13	44	.295	10	14	.714	—	—	21	6	10	0	—	—	—	36	4.5
<b>TOTALS</b>	<b>16</b>	<b>—</b>	<b>179</b>	<b>35</b>	<b>107</b>	<b>.327</b>	<b>20</b>	<b>29</b>	<b>.690</b>	<b>—</b>	<b>—</b>	<b>43</b>	<b>11</b>	<b>25</b>	<b>0</b>	<b>—</b>	<b>—</b>	<b>—</b>	<b>90</b>	<b>5.6</b>

# All-Time Roster



## PARKER, ANTHONY

Bradley  
Birthdate: June 19, 1975 #12  
Drafted: 1997, 1st round (21st overall) by New Jersey HT: 6-6 WT: 215

	G	GS	MIN	FG	FGA	PCT	FT	FTA	PCT	OFF	DEF	TOT	A	PF	D	ST	TO	BS	PTS	AVG
1997-98	37	0	196	25	63	.397	13	20	.650	8	18	26	19	17	0	11	11	3	72	1.9
1998-99	2	0	3	1	1	1.000	0	0	—	0	0	0	0	0	0	0	0	0	2	1.0
<b>TOTALS</b>	<b>39</b>	<b>0</b>	<b>199</b>	<b>26</b>	<b>64</b>	<b>.406</b>	<b>13</b>	<b>20</b>	<b>.650</b>	<b>8</b>	<b>18</b>	<b>26</b>	<b>19</b>	<b>17</b>	<b>0</b>	<b>11</b>	<b>11</b>	<b>3</b>	<b>74</b>	<b>1.9</b>

## PAYNE, KENNY

Louisville  
Birthdate: Nov. 25, 1966 #21  
Drafted: 1989, 1st round (19th overall) by 76ers HT: 6-8 WT: 220

	G	GS	MIN	FG	FGA	PCT	FT	FTA	PCT	OFF	DEF	TOT	A	PF	D	ST	TO	BS	PTS	AVG
1989-90	35	4	216	47	108	.435	16	18	.889	11	15	26	10	37	0	7	20	6	114	3.3
1990-91	47	6	444	68	189	.360	26	29	.897	17	49	66	16	43	0	10	21	6	166	3.5
1991-92	49	3	353	65	145	.448	9	13	.692	13	41	54	17	34	0	16	19	8	144	2.9
1992-93	13	0	154	38	90	.422														



# All-Time Roster



**RANDOLPH, SHAVLIK** Duke Birthdate: Nov. 24, 1983 #42 Drafted: Undrafted HT: 6-10 WT: 240

	G	GS	MIN	FG	FGA	PCT	FT	FTA	PCT	OFF	DEF	TOT	A	PF	D	ST	TO	BS	PTS	AVG
2005-06	57	1	487	44	97	.454	43	71	.606	55	78	133	19	83	0	19	21	12	131	2.3
2006-07	13	6	179	23	48	.479	12	22	.545	19	35	54	4	23	0	7	9	10	58	4.5
2007-08	9	0	27	4	14	.286	0	---	9	2	11	3	5	0	1	2	3	8	0.9	
<b>TOTALS</b>	<b>79</b>	<b>7</b>	<b>693</b>	<b>71</b>	<b>159</b>	<b>.447</b>	<b>55</b>	<b>93</b>	<b>.591</b>	<b>83</b>	<b>115</b>	<b>198</b>	<b>26</b>	<b>111</b>	<b>0</b>	<b>27</b>	<b>32</b>	<b>25</b>	<b>197</b>	<b>2.5</b>

**PLAYOFFS**

	G	GS	MIN	FG	FGA	PCT	FT	FTA	PCT	OFF	DEF	TOT	A	PF	D	ST	TO	BS	PTS	AVG
2007-08	2	0	4	0	1	.000	3	4	.750	0	0	0	0	0	0	0	0	0	3	1.5

**RATKOVICZ, GEORGE** None Birthdate: Nov. 13, 1922 Drafted: N/A HT: 6-7 WT: 225

	G	GS	MIN	FG	FGA	PCT	FT	FTA	PCT	OFF	DEF	TOT	A	PF	D	ST	TO	BS	PTS	AVG
1949-50	62	—	—	162	439	.369	211	348	.606	—	—	—	124	201	—	—	—	—	535	8.6
1950-51	66	—	—	264	636	.415	321	439	.731	—	—	—	547	193	256	11	—	—	849	12.9
1951-52	66	—	1356	165	473	.349	163	242	.674	—	—	—	328	90	235	8	—	—	493	7.5
<b>TOTALS</b>	<b>194</b>	<b>—</b>	<b>1356</b>	<b>591</b>	<b>1548</b>	<b>.382</b>	<b>695</b>	<b>1029</b>	<b>.675</b>	<b>—</b>	<b>—</b>	<b>—</b>	<b>875</b>	<b>407</b>	<b>692</b>	<b>19</b>	<b>—</b>	<b>—</b>	<b>1877</b>	<b>9.7</b>

**PLAYOFFS**

	G	GS	MIN	FG	FGA	PCT	FT	FTA	PCT	OFF	DEF	TOT	A	PF	D	ST	TO	BS	PTS	AVG
1949-50	11	—	—	47	121	.388	50	73	.685	—	—	—	—	21	45	—	—	—	144	13.1
1950-51	7	—	—	28	59	.475	41	55	.745	—	—	—	63	14	33	0	—	—	97	13.9
1951-52	6	—	59	5	15	.333	8	20	.400	—	—	—	22	3	16	0	—	—	18	3.0
<b>TOTALS</b>	<b>24</b>	<b>—</b>	<b>59</b>	<b>80</b>	<b>195</b>	<b>.410</b>	<b>99</b>	<b>148</b>	<b>.669</b>	<b>—</b>	<b>—</b>	<b>—</b>	<b>85</b>	<b>38</b>	<b>94</b>	<b>0</b>	<b>—</b>	<b>—</b>	<b>259</b>	<b>10.8</b>

**RATLIFF, THEO** Wyoming Birthdate: Apr. 17, 1973 #42/50 Drafted: 1995, 1st round (18th overall) by Detroit HT: 6-10 WT: 225

	G	GS	MIN	FG	FGA	PCT	FT	FTA	PCT	OFF	DEF	TOT	A	PF	D	ST	TO	BS	PTS	AVG
1997-98	58	55	1861	249	486	.512	154	218	.706	175	251	426	42	209	6	38	82	203	652	11.2
1998-99	50	50	1627	197	419	.470	166	229	.725	139	268	407	30	180	8	45	92	149	560	11.2
1999-00	57	56	1795	247	491	.503	182	236	.771	140	295	435	36	185	4	32	108	171	676	11.9
2000-01	50	50	1800	228	457	.499	165	217	.760	125	288	413	58	165	3	30	126	187	621	12.4
2008-09	46	0	579	34	64	.531	21	35	.600	46	82	128	9	77	0	17	14	47	89	1.9
<b>TOTALS</b>	<b>261</b>	<b>211</b>	<b>7662</b>	<b>955</b>	<b>1917</b>	<b>.498</b>	<b>688</b>	<b>935</b>	<b>.736</b>	<b>625</b>	<b>1184</b>	<b>1809</b>	<b>175</b>	<b>816</b>	<b>21</b>	<b>162</b>	<b>422</b>	<b>757</b>	<b>2598</b>	<b>10.0</b>

**PLAYOFFS**

	G	GS	MIN	FG	FGA	PCT	FT	FTA	PCT	OFF	DEF	TOT	A	PF	D	ST	TO	BS	PTS	AVG
1998-99	7	7	204	20	43	.465	11	19	.579	23	28	51	6	19	0	5	7	18	51	7.3
1999-00	10	10	374	48	101	.475	34	47	.723	28	51	79	9	35	1	10	17	30	130	13.0
2008-09	6	0	94	9	11	.818	2	4	.500	6	17	23	0	24	0	1	4	4	20	3.3
<b>TOTALS</b>	<b>23</b>	<b>17</b>	<b>672</b>	<b>77</b>	<b>155</b>	<b>.497</b>	<b>47</b>	<b>70</b>	<b>.671</b>	<b>57</b>	<b>96</b>	<b>152</b>	<b>15</b>	<b>78</b>	<b>1</b>	<b>16</b>	<b>28</b>	<b>52</b>	<b>201</b>	<b>8.7</b>

**ALL-STAR GAME**  
2004  
SELECTED BUT DID NOT PLAY DUE TO INJURY

**RAUTINS, LEO** Syracuse Birthdate: Mar. 20, 1960 #11 Drafted: 1983, 1st round (17th overall) by 76ers HT: 6-8 WT: 215

	G	GS	MIN	FG	FGA	PCT	FT	FTA	PCT	OFF	DEF	TOT	A	PF	D	ST	TO	BS	PTS	AVG
1983-84	28	3	196	21	58	.362	6	10	.600	9	24	33	29	31	0	9	19	2	48	1.7

**PLAYOFFS**

	G	GS	MIN	FG	FGA	PCT	FT	FTA	PCT	OFF	DEF	TOT	A	PF	D	ST	TO	BS	PTS	AVG
1983-84	3	0	5	1	3	.333	0	---	2	0	2	1	2	0	1	0	0	0	3	1.0

**RAY, JIM** Toledo Birthdate: Jan. 12, 1934 Drafted: N/A HT: 6-1 WT: 180

	G	GS	MIN	FG	FGA	PCT	FT	FTA	PCT	OFF	DEF	TOT	A	PF	D	ST	TO	BS	PTS	AVG
1956-57	4	—	43	2	11	.182	3	5	.600	—	—	—	5	3	4	0	—	—	7	1.8
1959-60	4	—	21	1	6	.167	0	---	—	—	—	—	0	2	3	0	—	—	2	0.5
<b>TOTALS</b>	<b>8</b>	<b>—</b>	<b>64</b>	<b>3</b>	<b>17</b>	<b>.176</b>	<b>3</b>	<b>5</b>	<b>.600</b>	<b>—</b>	<b>—</b>	<b>—</b>	<b>5</b>	<b>5</b>	<b>7</b>	<b>0</b>	<b>—</b>	<b>—</b>	<b>9</b>	<b>1.1</b>

**RAYMOND, CRAIG** Brigham Young Birthdate: Apr. 5, 1945 #20 Drafted: 1967, 1st round (12th overall) by 76ers HT: 6-11 WT: 240

	G	GS	MIN	FG	FGA	PCT	FT	FTA	PCT	OFF	DEF	TOT	A	PF	D	ST	TO	BS	PTS	AVG
1968-69	27	0	177	22	64	.344	11	17	.647	—	—	—	68	8	46	2	—	—	55	2.0

**REDMOND, MARLON** San Francisco Birthdate: Apr. 15, 1955 #4 Drafted: 1977, 3rd round (60th overall) by Golden St. HT: 6-6 WT: 200

	G	GS	MIN	FG	FGA	PCT	FT	FTA	PCT	OFF	DEF	TOT	A	PF	D	ST	TO	BS	PTS	AVG
1978-79	4	0	23	1	12	.083	0	---	—	—	—	—	1	1	3	0	1	0	2	0.5

# All-Time Roster



**REID, JIM** Winston Salem Birthdate: Aug. 3, 1945 #12 Drafted: 1967, 5th round (53rd overall) by 76ers HT: 6-6 WT: 210

	G	GS	MIN	FG	FGA	PCT	FT	FTA	PCT	OFF	DEF	TOT	A	PF	D	ST	TO	BS	PTS	AVG
1967-68	6	—	52	10	20	.500	1	5	.200	—	—	—	11	3	6	0	—	—	21	3.5

**REID, ROBERT** St. Mary's (TX) Birthdate: Aug. 30, 1955 #50 Drafted: 1977, 2nd round (40th overall) by Houston HT: 6-8 WT: 210

	G	GS	MIN	FG	FGA	PCT	FT	FTA	PCT	OFF	DEF	TOT	A	PF	D	ST	TO	BS	PTS	AVG
1990-91	3	0	37	2	14	.143	0	0	---	—	—	—	9	4	3	0	1	3	3	4

**PLAYOFFS**

	G	GS	MIN	FG	FGA	PCT	FT	FTA	PCT	OFF	DEF	TOT	A	PF	D	ST	TO	BS	PTS	AVG
1990-91	7	—	41	5	10	.500	0	---	—	—	—	—	1	8	9	2	8	0	1	2

**RENTZIAS, EFTHIMIOS** F.C. Barcelona Birthdate: Jan. 11, 1976 #14 Drafted: 1996, 1st round (23rd overall) by Denver HT: 6-11 WT: 250

	G	GS	MIN	FG	FGA	PCT	FT	FTA	PCT	OFF	DEF	TOT	A	PF	D	ST	TO	BS	PTS	AVG
2002-03	35	0	143	20	59	.339	8	9	.889	10	16	26	7	21	0	6	4	2	52	1.5

**PLAYOFFS**  
ON PLAYOFF ROSTER BUT DID NOT PLAY.

**RICHARDSON, CLINT** Seattle Birthdate: Aug. 6, 1956 #4 Drafted: 1979, 2nd round (36th overall) by 76ers HT: 6-3 WT: 195

	G	GS	MIN	FG	FGA	PCT	FT	FTA	PCT	OFF	DEF	TOT	A	PF	D	ST	TO	BS	PTS	AVG
1979-80	52	34	988	159	348	.457	28	45	.622	55	68	123	107	97	0	24	64	15	347	6.7
1980-81	77	1	1313	227	464	.489	84	108	.778	83	93	176	152	102	0	36	110	10	538	7.0
1981-82	77	0	1040	140	310	.452	69	88	.784	55	63	118	109	109	0	36	79	9	351	4.6
1982-83	77	1	1755	259	559	.463	71	111	.640	98	149	247	168	164	0	71	99	18	589	7.6
1983-84	69	12	1571	221	473	.467	79	103	.767	62	103	165	155	145	0	49	100	23	521	7.6
1984-85	74	20	1531	183	404	.453	76	89	.854	60	95	155	157	143	0	37	78	15	443	6.0
<b>TOTALS</b>	<b>426</b>	<b>68</b>	<b>8198</b>	<b>1189</b>	<b>2558</b>	<b>.465</b>	<b>407</b>	<b>544</b>	<b>.748</b>	<b>413</b>	<b>571</b>	<b>984</b>	<b>848</b>	<b>760</b>	<b>0</b>	<b>253</b>	<b>530</b>	<b>90</b>	<b>2789</b>	<b>6.5</b>

**PLAYOFFS**



# All-Time Roster



## CLIFF ROBINSON PLAYOFFS

G	GS	MIN	FG	FGA	PCT	FT	FTA	PCT	OFF	DEF	TOT	A	PF	D	ST	TO	BS	PTS	AVG	
1986-87	5	—	138	30	61	.492	13	15	.867	10	33	43	6	15	0	3	8	7	73	14.6

## ROBINSON, GLENN

**Purdue** HT: 6-7 WT: 240  
 Birthdate: Jan. 10, 1973 Drafted: 1994, 1st round (1st overall) by Milwaukee

G	GS	MIN	FG	FGA	PCT	FT	FTA	PCT	OFF	DEF	TOT	A	PF	D	ST	TO	BS	PTS	AVG	
2003-04	42	42	1336	275	614	.448	114	137	.832	46	143	189	57	96	1	42	106	9	698	16.6
3-PT FG: 2003-04, 34-100 (.340)																				

## ROCHA, RED

**Hawaii; Oregon State** HT: 6-9 WT: 195  
 Birthdate: Sept. 18, 1923 Drafted: N/A

G	GS	MIN	FG	FGA	PCT	FT	FTA	PCT	OFF	DEF	TOT	A	PF	D	ST	TO	BS	PTS	AVG
1951-52	66	—	2543	300	749	.401	254	330	.770	—	549	128	249	4	—	—	—	854	12.9
1952-53	69	—	2454	268	690	.388	234	310	.755	—	510	137	257	5	—	—	—	770	11.2
1954-55	72	—	2473	295	801	.368	222	284	.782	—	489	178	242	5	—	—	—	812	11.3
1955-56	72	—	1883	250	692	.361	220	281	.783	—	416	131	244	6	—	—	—	720	10.0
<b>TOTALS</b>	<b>279</b>	<b>—</b>	<b>9353</b>	<b>1113</b>	<b>2932</b>	<b>.380</b>	<b>930</b>	<b>1205</b>	<b>.772</b>	<b>—</b>	<b>1964</b>	<b>574</b>	<b>992</b>	<b>20</b>	<b>—</b>	<b>—</b>	<b>—</b>	<b>3156</b>	<b>11.3</b>

## PLAYOFFS

G	GS	MIN	FG	FGA	PCT	FT	FTA	PCT	OFF	DEF	TOT	A	PF	D	ST	TO	BS	PTS	AVG
1951-52	7	—	276	41	95	.432	37	51	.725	—	48	10	36	3	—	—	—	119	17.0
1952-53	2	—	107	10	26	.385	11	14	.786	—	17	7	11	1	—	—	—	31	15.5
1954-55	11	—	371	46	110	.418	44	58	.759	—	74	14	45	1	—	—	—	136	12.4
1955-56	8	—	189	23	68	.338	22	26	.846	—	52	15	37	3	—	—	—	68	8.5
<b>TOTALS</b>	<b>28</b>	<b>—</b>	<b>943</b>	<b>120</b>	<b>299</b>	<b>.401</b>	<b>114</b>	<b>149</b>	<b>.765</b>	<b>—</b>	<b>191</b>	<b>46</b>	<b>129</b>	<b>8</b>	<b>—</b>	<b>—</b>	<b>—</b>	<b>354</b>	<b>12.6</b>

## ALL-STAR GAME

G	GS	MIN	FG	FGA	PCT	FT	FTA	PCT	OFF	DEF	TOT	A	PF	D	ST	TO	BS	PTS	AVG
1952	1	0	28	5	11	.455	2	2	1.000	—	5	2	—	—	—	—	—	12	12.0

## ROGERS, RODNEY

**Wake Forest** HT: 6-7 WT: 280  
 Birthdate: June 20, 1971 Drafted: 1993, 1st round (9th overall) by Denver

G	GS	MIN	FG	FGA	PCT	FT	FTA	PCT	OFF	DEF	TOT	A	PF	D	ST	TO	BS	PTS	AVG	
2004-05	28	7	485	63	161	.391	20	28	.714	33	71	104	26	69	0	22	20	8	169	6.0
3-PT FG: 2004-05, 23-76 (.303)																				

## PLAYOFFS

G	GS	MIN	FG	FGA	PCT	FT	FTA	PCT	OFF	DEF	TOT	A	PF	D	ST	TO	BS	PTS	AVG	
2004-05	4	0	49	6	13	.462	5	7	.714	0	4	4	1	4	0	0	1	2	20	5.0
3-PT FG: 2004-05, 3-8 (.375)																				

## ROWINSKI, JIM

**Purdue** HT: 6-8 WT: 255  
 Birthdate: Jan. 4, 1961 Drafted: 1984, 4th round (86th overall) by Utah

G	GS	MIN	FG	FGA	PCT	FT	FTA	PCT	OFF	DEF	TOT	A	PF	D	ST	TO	BS	PTS	AVG
1988-89	3	0	7	1	2	.500	1	2	.500	1	2	3	0	0	0	0	0	3	1.0

## RUFFIN, MICHAEL

**Tulsa** HT: 6-9 WT: 246  
 Birthdate: Jan. 21, 1977 Drafted: 1999, 2nd round (32nd overall) by Chicago

G	GS	MIN	FG	FGA	PCT	FT	FTA	PCT	OFF	DEF	TOT	A	PF	D	ST	TO	BS	PTS	AVG
2001-02	15	0	169	7	26	.269	2	8	.250	28	51	5	23	0	5	11	8	16	1.1

## RUFFIN, TREVOR

**Hawaii** HT: 6-1 WT: 200  
 Birthdate: Sept. 26, 1970 Drafted: Undrafted (1994)

G	GS	MIN	FG	FGA	PCT	FT	FTA	PCT	OFF	DEF	TOT	A	PF	D	ST	TO	BS	PTS	AVG	
1995-96	61	23	1551	263	648	.406	148	182	.813	21	111	132	269	132	0	43	149	2	778	12.8
3-PT FG: 1995-96, 104-284 (.366)																				

## RULAND, JEFF

**Iona** HT: 6-11 WT: 275  
 Birthdate: Dec. 16, 1958 Drafted: 1980, 2nd round (25th overall) by Golden St.

G	GS	MIN	FG	FGA	PCT	FT	FTA	PCT	OFF	DEF	TOT	A	PF	D	ST	TO	BS	PTS	AVG	
1986-87	5	2	116	19	28	.679	9	12	.750	12	16	28	10	13	0	0	10	4	47	9.4
1991-92	13	5	209	20	38	.526	11	16	.688	16	31	47	5	45	0	7	20	4	51	3.9
<b>TOTALS</b>	<b>18</b>	<b>7</b>	<b>325</b>	<b>39</b>	<b>66</b>	<b>.591</b>	<b>20</b>	<b>28</b>	<b>.714</b>	<b>28</b>	<b>47</b>	<b>75</b>	<b>15</b>	<b>58</b>	<b>0</b>	<b>7</b>	<b>30</b>	<b>8</b>	<b>98</b>	<b>5.4</b>

## RULE, BOB

**Colorado State** HT: 6-9 WT: 235  
 Birthdate: June 29, 1944 Drafted: 1967, 2nd round (19th overall) by Seattle

G	GS	MIN	FG	FGA	PCT	FT	FTA	PCT	OFF	DEF	TOT	A	PF	D	ST	TO	BS	PTS	AVG
1971-72	60	53	1987	416	934	.445	203	292	.695	—	479	110	162	4	—	—	—	1035	17.3
1972-73	3	0	12	0	1	.000	0	0	—	—	2	1	2	0	—	—	—	0	0.0
<b>TOTALS</b>	<b>63</b>	<b>53</b>	<b>1999</b>	<b>416</b>	<b>935</b>	<b>.445</b>	<b>203</b>	<b>292</b>	<b>.695</b>	<b>—</b>	<b>481</b>	<b>111</b>	<b>164</b>	<b>4</b>	<b>—</b>	<b>—</b>	<b>—</b>	<b>1035</b>	<b>16.4</b>

# All-Time Roster



## RUSH, KAREEM

**Missouri** HT: 6-6 WT: 215  
 Birthdate: October 30, 1980 Drafted: 2002, 1st round (20th overall) by Toronto

G	GS	MIN	FG	FGA	PCT	FT	FTA	PCT	OFF	DEF	TOT	A	PF	D	ST	TO	BS	PTS	AVG	
2008-09	25	1	199	20	58	.345	4	4	1.000	0	15	15	15	10	0	5	10	1	54	2.2
3-PT FG: 2008-09, 10-33 (.303)																				

## SALMONS, JOHN

**Miami** HT: 6-7 WT: 210  
 Birthdate: Dec. 12, 1979 Drafted: 2002, 1st round (26th overall) by San Antonio

G	GS	MIN	FG	FGA	PCT	FT	FTA	PCT	OFF	DEF	TOT	A	PF	D	ST	TO	BS	PTS	AVG	
2002-03	64	1	505	48	116	.414	26	35	.743	16	43	59	47	53	1	17	29	6	132	2.1
2003-04	77	24	1603	161	416	.387	71	92	.772	38	158	196	134	122	0	62	77	16	443	5.8
2004-05	58	8	993	85	210	.405	35	48	.729	12	109	121	114	92	1	40	51	13	236	4.1
2005-06	82	24	2059	219	521	.420	155	200	.775	48	172	220	223	178	0	73	125	13	619	7.5
<b>TOTALS</b>	<b>281</b>	<b>57</b>	<b>5160</b>	<b>513</b>	<b>1263</b>	<b>.406</b>	<b>287</b>	<b>375</b>	<b>.765</b>	<b>114</b>	<b>482</b>	<b>596</b>	<b>518</b>	<b>445</b>	<b>2</b>	<b>192</b>	<b>282</b>	<b>48</b>	<b>1430</b>	<b>5.1</b>
3-PT FG: 2002-03, 10-31 (.323); 2003-04, 50-147 (.340); 2004-05, 31-91 (.341); 2005-06, 26-87 (.299); TOTALS, 117-356 (.329)																				

## PLAYOFFS

G	GS	MIN	FG	FGA	PCT	FT	FTA	PCT	OFF	DEF	TOT	A	PF	D	ST	TO	BS	PTS	AVG	
2002-03	6	0	16	0	1	.000	0	2	.000	0	3	3	0	0	0	2	0	0	0	0.0
2004-05	2	0	4	0	0	—	0	0	—	0	0	0	1	0	0	0	0	0	0	0.0
<b>TOTALS</b>	<b>8</b>	<b>0</b>	<b>20</b>	<b>0</b>	<b>1</b>	<b>.000</b>	<b>0</b>	<b>2</b>	<b>.000</b>	<b>0</b>	<b>3</b>	<b>3</b>	<b>1</b>	<b>0</b>	<b>0</b>	<b>2</b>	<b>0</b>	<b>0</b>	<b>0</b>	<b>0.0</b>
3-PT FG: 2002-03, 0-1 (.000); 2004-05, 0-0 (—); TOTALS, 0-1 (.000)																				

## SANCHEZ, JUAN (PEPE)

**Temple** HT: 6-4 WT: 195  
 Birthdate: Nov. 17, 1975 Drafted: Undrafted

G	GS	MIN	FG	FGA	PCT	FT	FTA	PCT	OFF	DEF	TOT	A	PF	D	ST	TO	BS	PTS	AVG	
2000-01	29	0	150	9	28	.321	2	2	1.000	3	12	15	41	21	0	11	6	1	20	0.7

## SATTERFIELD, KENNY

**Cincinnati** HT: 6-2 WT: 170  
 Birthdate: April 10, 1981 Drafted: 2001, 1st round (25th overall) by Dallas

G	GS	MIN	FG	FGA	PCT	FT	FTA	PCT	OFF	DEF	TOT	A	PF	D	ST	TO	BS	PTS	AVG	
2002-03	17	0	82	4	18	.222	1	2	.500	4	4	8	15	6	0	2	7	0	9	0.5

## SAVAGE, DON

**LeMoyne** HT: 6-3 WT: 205  
 Birthdate: April 9, 1928 Drafted: N/A

G	GS	MIN	FG	FGA	PCT	FT	FTA	PCT	OFF	DEF	TOT	A	PF	D	ST	TO	BS	PTS	AVG
1951-52	12	—	118	9	43	.209	18	28	.643	—	24	12	22	0	—	—	—	36	3.0
1956-57	5	—	55	6	19	.316	6	7	.857	—	7	2	7	0	—	—	—	18	3.6
<b>TOTALS</b>	<b>17</b>	<b>—</b>	<b>173</b>	<b>15</b>	<b>62</b>	<b>.242</b>	<b>24</b>	<b>35</b>	<b>.686</b>	<b>—</b>	<b>31</b>	<b>14</b>	<b>29</b>	<b>0</b>	<b>—</b>	<b>—</b>	<b>—</b>	<b>54</b>	<b>3.2</b>

## SCHAFFER, BOB

**Villanova** HT: 6-3 WT: 195  
 Birth Date: 1933 Drafted: N/A





# All-Time Roster



## DOLPH SCHAYES PLAYOFFS

G	GS	MIN	FG	FGA	PCT	FT	FTA	PCT	OFF	DEF	TOT	A	PF	D	ST	TO	BS	PTS	AVG
1948-49(N)	6	—	27	—	—	32	42	.762	—	—	—	—	26	—	—	—	—	86	14.3
1949-50	11	—	57	148	.385	74	101	.733	—	—	—	—	28	43	—	—	—	188	17.1
1950-51	7	—	47	105	.448	49	64	.766	—	—	102	20	28	2	—	—	—	143	20.4
1951-52	7	—	248	41	91	.451	60	78	.769	—	90	15	34	2	—	—	—	142	20.3
1952-53	2	—	58	4	16	.250	10	13	.769	—	17	1	7	0	—	—	—	18	9.0
1953-54	13	—	374	64	140	.457	80	108	.741	—	136	24	40	1	—	—	—	208	16.0
1954-55	11	—	363	60	167	.359	89	106	.840	—	141	40	48	3	—	—	—	209	19.0
1955-56	8	—	310	52	142	.366	73	83	.880	—	111	27	27	0	—	—	—	177	22.1
1956-57	5	—	215	29	95	.305	49	55	.891	—	90	14	18	0	—	—	—	107	21.4
1957-58	3	—	131	25	64	.391	30	36	.833	—	45	6	10	0	—	—	—	80	26.7
1958-59	9	—	351	78	195	.400	98	107	.916	—	117	41	36	0	—	—	—	254	28.2
1959-60	3	—	126	30	66	.455	28	30	.933	—	48	8	10	0	—	—	—	88	29.3
1960-61	8	—	308	51	152	.336	63	70	.900	—	91	21	32	2	—	—	—	165	20.6
1961-62	5	—	95	24	66	.364	9	13	.692	—	35	5	21	0	—	—	—	57	11.4
1962-63	5	—	108	20	44	.455	11	12	.917	—	28	7	17	0	—	—	—	51	10.2
<b>TOTALS</b>	<b>103</b>	<b>—</b>	<b>2687</b>	<b>609</b>	<b>1491</b>	<b>—</b>	<b>755</b>	<b>918</b>	<b>.822</b>	<b>—</b>	<b>1051</b>	<b>257</b>	<b>397</b>	<b>10</b>	<b>—</b>	<b>—</b>	<b>—</b>	<b>1973</b>	<b>19.2</b>

## ALL-STAR GAME

G	GS	MIN	FG	FGA	PCT	FT	FTA	PCT	OFF	DEF	TOT	A	PF	D	ST	TO	BS	PTS	AVG
1951	1	1	—	7	10	.700	1	2	.500	—	14	3	—	—	—	—	—	15	—
1952	—	—	—	—	—	—	—	—	—	—	—	—	—	—	—	—	—	—	—
1953	1	1	26	2	7	.286	4	4	1.000	—	13	3	—	—	—	—	—	8	—
1954	1	1	24	1	3	.333	4	6	.667	—	12	1	—	—	—	—	—	6	—
1955	1	1	19	6	12	.500	3	3	1.000	—	13	1	—	—	—	—	—	15	—
1956	1	1	25	4	8	.500	6	10	.600	—	4	2	—	—	—	—	—	14	—
1957	1	0	25	4	6	.667	1	1	1.000	—	10	1	—	—	—	—	—	9	—
1958	1	1	39	6	15	.400	6	6	1.000	—	9	2	—	—	—	—	—	18	—
1959	1	0	22	3	11	.273	7	8	.875	—	13	1	—	—	—	—	—	13	—
1960	1	1	27	8	19	.421	3	3	1.000	—	10	0	—	—	—	—	—	19	—
1961	1	1	27	7	15	.467	7	7	1.000	—	6	3	—	—	—	—	—	21	—
1962	1	1	4	0	0	—	0	—	—	—	1	0	—	—	—	—	—	0	—
<b>TOTALS</b>	<b>11</b>	<b>9</b>	<b>238</b>	<b>48</b>	<b>106</b>	<b>.453</b>	<b>42</b>	<b>50</b>	<b>.840</b>	<b>—</b>	<b>105</b>	<b>17</b>	<b>—</b>	<b>—</b>	<b>—</b>	<b>—</b>	<b>—</b>	<b>138</b>	<b>12.5</b>

## SCHLUETER, DALE

Colorado State  
Birthdate: Nov. 12, 1945

#54  
Drafted: 1967, 6th round (63rd overall) by San Francisco

HT: 6-10 WT: 225

G	GS	MIN	FG	FGA	PCT	FT	FTA	PCT	OFF	DEF	TOT	A	PF	D	ST	TO	BS	PTS	AVG
1972-73	78	10	1136	166	317	.524	86	123	.699	—	354	103	166	0	—	—	—	418	5.4

## SCHOENE, RUSS

Tennessee-Chattanooga  
Birthdate: Apr. 16, 1960

#3  
Drafted: 1982, 2nd round (45th overall) by 76ers

HT: 6-10 WT: 210

G	GS	MIN	FG	FGA	PCT	FT	FTA	PCT	OFF	DEF	TOT	A	PF	D	ST	TO	BS	PTS	AVG	
1982-83	46	2	702	106	207	.512	21	28	.750	—	102	154	32	118	2	13	46	9	233	5.1
3-PTFG:	1982-83	0-1	(.000)	—	—	—	—	—	—	—	—	—	—	—	—	—	—	—	—	—

## SCHOLZ, DAVE

Illinois  
Birthdate: Apr. 12, 1948

#25  
Drafted: 1969, 4th round (56th overall) by 76ers

HT: 6-8 WT: 220

G	GS	MIN	FG	FGA	PCT	FT	FTA	PCT	OFF	DEF	TOT	A	PF	D	ST	TO	BS	PTS	AVG	
1969-70	1	—	1	1	1	1.000	0	0	—	—	0	0	0	0	—	—	—	—	2	2.0

## SCOLARI, FREDDIE

San Francisco  
Birthdate: March 1, 1922

Drafted: N/A

HT: 5-11 WT: 180

G	GS	MIN	FG	FGA	PCT	FT	FTA	PCT	OFF	DEF	TOT	A	PF	D	ST	TO	BS	PTS	AVG
1950-51*	66	—	—	302	923	.327	279	331	.843	—	218	255	183	1	—	—	—	883	13.4

## PLAYOFFS

G	GS	MIN	FG	FGA	PCT	FT	FTA	PCT	OFF	DEF	TOT	A	PF	D	ST	TO	BS	PTS	AVG
1950-51	7	—	—	33	93	.355	22	27	.815	—	41	16	23	1	—	—	—	88	12.6

## SELVY, FRANK

Furman  
Birthdate: Nov. 9, 1932

Drafted: N/A

HT: 6-3 WT: 180

G	GS	MIN	FG	FGA	PCT	FT	FTA	PCT	OFF	DEF	TOT	A	PF	D	ST	TO	BS	PTS	AVG
1959-60*	62	—	1308	205	521	.393	153	208	.736	—	175	111	101	1	—	—	—	563	9.1

# All-Time Roster



## SEYMOUR, PAUL

Toledo  
Birthdate: Jan. 30, 1928

#5  
Drafted: N/A

HT: 6-2

WT: 180

G	GS	MIN	FG	FGA	PCT	FT	FTA	PCT	OFF	DEF	TOT	A	PF	D	ST	TO	BS	PTS	AVG
1947-48(N)	30	—	—	79	—	—	47	64	.734	—	—	—	54	—	—	—	—	205	6.8
1948-49(N)	63	—	—	120	—	—	70	106	.660	—	—	—	150	—	—	—	—	310	4.9
1949-50	62	—	—	175	524	.334	126	176	.716	—	—	—	189	157	—	—	—	476	7.7
1950-51	51	—	—	125	385	.325	117	159	.736	—	—	—	194	187	138	0	—	367	7.2
1951-52	66	—	—	2209	206	615	.335	186	.759	—	—	—	225	220	165	4	—	598	9.1
1952-53	67	—	—	2684	306	798	.383	340	.416	.817	—	—	246	294	210	3	—	952	14.2
1953-54	71	—	—	2727	316	838	.377	299	.368	.813	—	—	291	364	187	2	—	931	13.1
1954-55	72	—	—	2950	375	1036	.362	300	.370	.811	—	—	300	483	167	0	—	1050	14.6
1955-56	57	—	—	1826	227	670	.339	188	.233	.807	—	—	152	276	130	1	—	642	11.3
1956-57	65	—	—	1235	143	442	.324	101	.123	.821	—	—	130	193	91	0	—	387	6.0
1957-58	64	—	—	763	107	315	.340	53	.63	.841	—	—	107	93	88	0	—	267	4.2
1958-59	21	—	—	266	32	98	.327	26	29	.897	—	—	39	36	25	0	—	90	4.3
1959-60	4	—	—	7	0	4	.000	0	0	—	—	—	1	0	1	0	—	0	0.0
<b>TOTALS</b>	<b>693</b>	<b>—</b>	<b>14557</b>	<b>2211</b>	<b>5725</b>	<b>—</b>	<b>1853</b>	<b>2352</b>	<b>.788</b>	<b>—</b>	<b>1685</b>	<b>2335</b>	<b>1563</b>	<b>10</b>	<b>—</b>	<b>—</b>	<b>—</b>	<b>6275</b>	<b>9.1</b>

## PLAYOFFS (Totals do not include statistics from 1947-49)

G	GS	MIN	FG	FGA	PCT	FT	FTA	PCT	OFF	DEF	TOT	A	PF	D	ST	TO	BS	PTS	AVG
1947-48(N)	—	—	—	—	—	—	—	—	—	—	—	—	—	—	—	—	—	—	—
1948-49(N)	—	—	—	—	—	—	—	—	—	—	—	—	—	—	—	—	—	—	—
1949-50	11	—	—	27	93	.290	24	28	.857	—	—	—	34	32	—	—	—	78	7.1
1950-51	7	—	—	10	48	.208	14	21	.667	—	—	—	26	25	22	1	—	34	4.9
1951-52	7	—	—	270	25	60	.417	35	43	.814	—	—	26	25	33	1	—	85	12.1
1952-53	2	—	—	112	9	24	.375	18	19	.947	—	—	10	8	11	1	—	36	18.0
1953-54	13	—	—	559	59	143	.413	76	94	.809	—	—	34	60	39	1	—	194	14.9
1954-55	11	—	—	410	46	149	.309	45	50	.900	—	—	43	75	21	0	—	137	12.5
1955-56	7	—	—	153	16	55	.291	15	20	.750	—	—	11	18	11	0	—	47	6.7
1956-57	5	—	—	98	8	37	.216	5	6	.833	—	—	10	8	11	0	—	21	4.2
1957-58	3	—	—																



# All-Time Roster



## SHOUSE, DEXTER

South Alabama  
Birthdate: Mar. 24, 1963

#14  
Drafted: 1985, 4th round (92nd overall) by LA Lakers

HT: 6-2 WT: 200

G	GS	MIN	FG	FGA	PCT	FT	FTA	PCT	OFF	DEF	TOT	A	PF	D	ST	TO	BS	PTS	AVG
1989-90	3	0	18	0	4	.000	0	0	---	0	0	0	2	0	1	2	1	0	0.0
3-PT. FG: 1989-90, 0-1 (.000)																			

## SIMMONS, CONNIE

None  
Birthdate: March 15, 1925

Drafted: N/A

HT: 6-8 WT: 225

G	GS	MIN	FG	FGA	PCT	FT	FTA	PCT	OFF	DEF	TOT	A	PF	D	ST	TO	BS	PTS	AVG
1954-55*	36	—	862	137	384	.357	72	114	.632	—	—	220	61	109	2	—	—	346	9.6

## SIMPSON, RALPH

Michigan State  
Birthdate: Aug. 10, 1949

#44  
Drafted: 1972, 1st round (11th overall) by Chicago

HT: 6-5 WT: 200

G	GS	MIN	FG	FGA	PCT	FT	FTA	PCT	OFF	DEF	TOT	A	PF	D	ST	TO	BS	PTS	AVG	
1978-79	36	0	452	87	196	.444	28	40	.700	16	19	35	58	27	8	25	47	1	202	5.6

## SKILES, SCOTT

Michigan State '86  
Birthdate: March 5, 1964

#5  
Drafted: 1986, 1st round (22nd overall) by Milwaukee

HT: 6-1 WT: 185

G	GS	MIN	FG	FGA	PCT	FT	FTA	PCT	OFF	DEF	TOT	A	PF	D	ST	TO	BS	PTS	AVG	
1995-96	10	9	236	20	57	.351	8	10	.800	1	15	16	38	21	0	7	16	0	63	6.3
3-PT. FG: 1995-96, 15-34 (.441)																				

## SKINNER, AL

Massachusetts  
Birthdate: June 16, 1952

#30  
Drafted: 1974, 9th round (160th overall) by Boston

HT: 6-3 WT: 195

G	GS	MIN	FG	FGA	PCT	FT	FTA	PCT	OFF	DEF	TOT	A	PF	D	ST	TO	BS	PTS	AVG	
1978-79	22	0	309	36	89	.404	27	32	.844	15	29	44	40	61	2	18	34	1	99	4.5
1979-80	2	0	10	1	2	.500	0	0	---	0	0	0	2	1	0	0	2	0	2	1.0
TOTALS	24	0	319	37	91	.407	27	32	.844	15	29	44	42	62	2	18	36	1	101	4.2

### PLAYOFFS

G	GS	MIN	FG	FGA	PCT	FT	FTA	PCT	OFF	DEF	TOT	A	PF	D	ST	TO	BS	PTS	AVG	
1978-79	5	—	47	6	17	.353	6	8	.750	5	5	10	11	6	0	3	6	1	18	3.6

## SKINNER, BRIAN

Baylor  
Birthdate: May 19, 1976

#54  
Drafted: 1998, 1st round (22nd overall) by LA Clippers

HT: 6-9 WT: 265

G	GS	MIN	FG	FGA	PCT	FT	FTA	PCT	OFF	DEF	TOT	A	PF	D	ST	TO	BS	PTS	AVG	
2002-03	77	9	1381	182	331	.550	97	161	.602	136	230	366	19	176	1	47	62	53	461	6.0
2004-05	24	0	246	22	57	.497	5	17	.294	23	39	62	5	29	0	5	13	6	49	2.0
TOTALS	101	9	1627	204	388	.526	102	178	.573	159	269	428	24	205	1	52	75	59	510	5.0

### PLAYOFFS

G	GS	MIN	FG	FGA	PCT	FT	FTA	PCT	OFF	DEF	TOT	A	PF	D	ST	TO	BS	PTS	AVG	
2002-03	8	0	38	1	6	.167	4	4	1.000	3	3	6	0	6	0	0	2	1	6	0.8
3-PT. FG: 2002-03, 0-1 (.000)																				

## SMAWLEY, BELUS VAN

Appalachian State  
Birthdate: March 20, 1918

Drafted: N/A

HT: 6-1 WT: 195

G	GS	MIN	FG	FGA	PCT	FT	FTA	PCT	OFF	DEF	TOT	A	PF	D	ST	TO	BS	PTS	AVG	
1950-51	60	—	—	252	663	.380	227	267	.850	—	—	178	161	145	4	—	—	—	731	12.2

## SMITH, DEREK

Louisville  
Birthdate: Nov. 1, 1961

#18  
Drafted: 1982, 2nd round (35th overall) by Golden St.

HT: 6-7 WT: 220

G	GS	MIN	FG	FGA	PCT	FT	FTA	PCT	OFF	DEF	TOT	A	PF	D	ST	TO	BS	PTS	AVG	
1988-89	35	18	695	105	220	.477	65	93	.699	31	55	86	68	100	3	24	44	15	279	7.8
1989-90	75	7	1405	261	514	.508	130	186	.699	62	110	172	109	198	2	35	85	20	668	8.9
TOTALS	111	25	2100	366	734	.499	195	279	.699	93	165	258	177	298	5	59	129	35	947	8.5
3-PT. FG: 1988-89, 4-16 (.250); 1989-90, 16-36 (.444); TOTALS, 20-52 (.385)																				

### PLAYOFFS

G	GS	MIN	FG	FGA	PCT	FT	FTA	PCT	OFF	DEF	TOT	A	PF	D	ST	TO	BS	PTS	AVG	
1988-89	3	—	48	9	14	.643	1	2	.500	2	5	7	3	9	0	1	6	0	19	6.3
1989-90	1	—	15	5	8	.625	1	2	.500	0	0	0	1	3	0	1	1	0	11	11.0
TOTALS	4	—	63	14	22	.636	2	4	.500	2	5	7	4	12	0	2	7	0	30	7.5
3-PT. FG: 1989-90, 0-1 (.000)																				

## SMITH, DON

Dayton  
Birthdate: Oct. 10, 1951

#10  
Drafted: 1974, 2nd round (19th overall) by 76ers

HT: 6-2 WT: 165

G	GS	MIN	FG	FGA	PCT	FT	FTA	PCT	OFF	DEF	TOT	A	PF	D	ST	TO	BS	PTS	AVG	
1974-75	54	0	538	131	321	.408	21	21	1.000	14	16	30	47	45	0	20	—	3	283	5.2

## SMITH, JABARI

LSU  
Birthdate: Feb. 12, 1977

#41  
Drafted: 2000, 2nd round (45th overall) by Sacramento

HT: 6-11 WT: 250

G	GS	MIN	FG	FGA	PCT	FT	FTA	PCT	OFF	DEF	TOT	A	PF	D	ST	TO	BS	PTS	AVG	
2001-02	11	0	110	20	42	.476	15	20	.750	6	8	14	5	19	1	4	3	2	55	5.0
3-PT. FG: 2001-02, 0-2 (.000)																				

# All-Time Roster



## SMITH, JASON

Colorado State  
Birthdate: Mar. 2, 1986

#14  
Drafted: 2007, 1st round (20th overall) by Miami

HT: 7-0 WT: 240

G	GS	MIN	FG	FGA	PCT	FT	FTA	PCT	OFF	DEF	TOT	A	PF	D	ST	TO	BS	PTS	AVG	
2007-08	76	1	1107	141	310	.455	54	82	.659	77	153	230	20	142	1	22	48	50	340	4.5
2008-09 INACTIVE LIST - LEFT KNEE INJURY																				
2009-10	56	2	658	75	174	.431	29	42	.690	54	81	135	33	110	1	21	35	28	189	3.4
TOTALS	132	3	1764	216	484	.446	83	124	.669	131	234	365	53	252	2	43	83	78	529	4.9
3-PT. FG: 2007-08, 4-14 (.286); 2009-10, 10-29 (.345); TOTALS, 14-43 (.326)																				

### PLAYOFFS

G	GS	MIN	FG	FGA	PCT	FT	FTA	PCT	OFF	DEF	TOT	A	PF	D	ST	TO	BS	PTS	AVG	
2007-08	6	0	82	8	18	.444	4	4	1.000	4	11	15	3	5	0	1	2	5	20	3.3
3-PT. FG: 2007-08, 0-1 (.000)																				

## SMITH, JOE

Maryland  
Birthdate: July 26, 1975

#9  
Drafted: 1995, 1st round (1st overall) by Golden State

HT: 6-10 WT: 225

G	GS	MIN	FG	FGA	PCT	FT	FTA	PCT	OFF	DEF	TOT	A	PF	D	ST	TO	BS	PTS	AVG	
1997-98	30	6	699	121	270	.448	67	85	.788	58	75	133	27	94	0	18	52	13	309	10.3
2006-07	54	11	1355	191	429	.445	115	136	.846	107	253	360	46	125	1	31	63	20	497	9.2
TOTALS	84	17	2065	312	699	.446	182	221	.824	165	328	493	73	219	1	49	115	33	806	9.6
3-PT. FG: 1997-98, 0-1 (.000); 2006-07, 0-4 (.000); TOTALS, 0-5 (.000)																				

## SMITH, STEVEN

La Salle  
Birthdate: April 12, 1983

#30  
Drafted: Undrafted

HT: 6-9 WT: 206

G	GS	MIN	FG	FGA	PCT	FT	FTA	PCT	OFF	DEF	TOT	A	PF	D	ST	TO	BS	PTS	AVG	
2006-07	8	0	28	2	8	.250	1	2	.500	1	5	6	0	4	0	1	2	0	5	0.6
3-PT. FG: 2006-07, 0-0 (---)																				

## SNOW, ERIC

Michigan State  
Birthdate: April 24, 1973

#20  
Drafted: 1995, 2nd round (43rd overall) by Milwaukee

HT: 6-3 WT: 204

G	GS	MIN	FG	FGA	PCT	FT	FTA	PCT	OFF	DEF	TOT	A	PF	D	ST	TO	BS	PTS	AVG	
1997-98	47	0	844	69	161	.429	44	61	.721	19	58	77	164	99	0	60	51	4	184	3.9
1998-99	48	48	1716	149	348	.428	110	150	.733	25	137	162	301	149	2	100	111	1	413	8.6
1999-00	82	80	2866	257	597	.430	126	177	.712	42	219	261	624	243	2	140	162	8	651	7.9
2000-01	50	50	1740	182	435	.418	122	154	.792	27	139	166	369	123	1	77	124	7	491	9.8
2001-02	61	61	2225	276	624	.442	183	227	.806	33	182	215	400	167	1	95	138	9	738	12.1
2002-03	82	82	3108																	



# All-Time Roster



## MARRESE SPEIGHTS PLAYOFFS

	G	GS	MIN	FG	FGA	PCT	FT	FTA	PCT	OFF	DEF	TOT	A	PF	D	ST	TO	BS	PTS	AVG
2008-09	3	0	29	3	7	.429	3	4	.750	3	3	6	0	5	0	0	0	0	9	3.0

## STACKHOUSE, JERRY

North Carolina  
Birthdate: Nov. 5, 1974

#42  
Drafted: 1995, 1st round (3rd overall) by 76ers

HT: 6-6  
WT: 218

	G	GS	MIN	FG	FGA	PCT	FT	FTA	PCT	OFF	DEF	TOT	A	PF	D	ST	TO	BS	PTS	AVG
1995-96	72	71	2701	452	1091	.414	387	518	.747	90	175	265	278	179	0	76	252	79	1384	19.2
1996-97	81	81	3166	533	1308	.407	511	667	.766	156	182	338	253	219	2	93	316	63	1679	20.7
1997-98	22	22	748	128	283	.452	81	101	.802	28	48	76	67	56	1	31	74	21	353	16.0
<b>TOTALS</b>	<b>175</b>	<b>174</b>	<b>6615</b>	<b>1113</b>	<b>2682</b>	<b>.415</b>	<b>979</b>	<b>1286</b>	<b>.761</b>	<b>274</b>	<b>405</b>	<b>679</b>	<b>598</b>	<b>454</b>	<b>3</b>	<b>200</b>	<b>642</b>	<b>163</b>	<b>3416</b>	<b>19.5</b>

3-PT. FG: 1995-96, 93-292 (.318); 1996-97, 102-342 (.298); 1997-98, 16-46 (.348); TOTALS, 211-680 (.310)

## STEWART, KEBU

California  
Birthdate: Apr. 24, 1975

#41  
Drafted: 1997, 2nd round (36th overall) by 76ers

HT: 6-10  
WT: 230

	G	GS	MIN	FG	FGA	PCT	FT	FTA	PCT	OFF	DEF	TOT	A	PF	D	ST	TO	BS	PTS	AVG
1997-98	15	0	110	12	26	.462	16	25	.640	9	22	31	2	13	0	5	8	2	40	2.7

## STOKES, GREG

Iowa  
Birthdate: Aug. 5, 1963

#41  
Drafted: 1985, 2nd round (33rd overall) by 76ers

HT: 6-10  
WT: 220

	G	GS	MIN	FG	FGA	PCT	FT	FTA	PCT	OFF	DEF	TOT	A	PF	D	ST	TO	BS	PTS	AVG
1985-86	31	13	350	56	119	.471	14	21	.667	27	30	57	17	56	0	14	19	11	126	4.1

3-PT. FG: 1985-86, 0-1 (.000)

## PLAYOFFS

	G	GS	MIN	FG	FGA	PCT	FT	FTA	PCT	OFF	DEF	TOT	A	PF	D	ST	TO	BS	PTS	AVG
1985-86	7	—	90	8	28	.286	11	13	.846	6	7	13	4	12	0	2	4	6	27	3.9

## SUTTON, GREG

Oral Roberts  
Birthdate: Dec. 3, 1967

#20  
Drafted: 1991, 2nd round (49th overall) by San Antonio

HT: 6-2  
WT: 170

	G	GS	MIN	FG	FGA	PCT	FT	FTA	PCT	OFF	DEF	TOT	A	PF	D	ST	TO	BS	PTS	AVG
1995-96	30	2	465	65	167	.389	20	27	.741	4	31	35	63	56	0	17	45	2	190	6.3

3-PT. FG: 1995-96, 40-96 (.417)

## THOMAS, JAMES

Texas  
Birthdate: Nov. 22, 1980

#30  
Drafted: Undrafted

HT: 6-8  
WT: 245

	G	GS	MIN	FG	FGA	PCT	FT	FTA	PCT	OFF	DEF	TOT	A	PF	D	ST	TO	BS	PTS	AVG
2005-06	15	0	124	7	13	.538	8	14	.571	8	23	31	1	32	0	0	7	3	22	1.5

## THOMAS, KENNY

New Mexico  
Birthdate: July 25, 1977

#9  
Drafted: 1999, 1st round (22nd overall) by Houston

HT: 6-7  
WT: 245

	G	GS	MIN	FG	FGA	PCT	FT	FTA	PCT	OFF	DEF	TOT	A	PF	D	ST	TO	BS	PTS	AVG
2002-03	46	28	1392	178	369	.482	114	152	.750	140	252	392	73	120	2	46	76	22	470	10.2
2003-04	74	72	2699	381	813	.469	243	323	.752	261	489	750	111	219	2	82	172	33	1006	13.6
2004-05	47	43	1344	217	476	.456	95	119	.798	106	202	308	77	151	3	40	83	6	530	11.3
<b>TOTALS</b>	<b>120</b>	<b>100</b>	<b>4091</b>	<b>559</b>	<b>1182</b>	<b>.473</b>	<b>357</b>	<b>475</b>	<b>.752</b>	<b>401</b>	<b>741</b>	<b>1142</b>	<b>184</b>	<b>339</b>	<b>4</b>	<b>128</b>	<b>248</b>	<b>55</b>	<b>1476</b>	<b>12.3</b>

3-PT. FG: 2003-04, 1-5 (.200); 2004-05, 1-4 (.520); TOTALS, 2-9 (.222)

## PLAYOFFS

	G	GS	MIN	FG	FGA	PCT	FT	FTA	PCT	OFF	DEF	TOT	A	PF	D	ST	TO	BS	PTS	AVG
2002-03	12	12	389	54	101	.535	19	29	.655	42	70	112	11	42	1	8	19	5	127	10.6

## THOMAS, TIM

Villanova  
Birthdate: Feb. 26, 1977

#1  
Drafted: 1997, 1st round (7th overall) by New Jersey

HT: 6-10  
WT: 230

	G	GS	MIN	FG	FGA	PCT	FT	FTA	PCT	OFF	DEF	TOT	A	PF	D	ST	TO	BS	PTS	AVG
1997-98	77	48	1779	306	684	.447	171	231	.740	107	181	288	90	185	2	54	118	17	845	11.0
1998-99	17	0	188	27	67	.403	19	24	.792	7	26	33	15	21	0	3	15	3	78	4.6
<b>TOTALS</b>	<b>94</b>	<b>48</b>	<b>1967</b>	<b>333</b>	<b>751</b>	<b>.443</b>	<b>190</b>	<b>255</b>	<b>.751</b>	<b>114</b>	<b>207</b>	<b>321</b>	<b>105</b>	<b>206</b>	<b>2</b>	<b>57</b>	<b>133</b>	<b>20</b>	<b>923</b>	<b>9.8</b>

3-PT. FG: 1997-98, 47-140 (.336); 1998-99, 5-19 (.263); TOTALS, 52-159 (.327)

## THOMPSON, PAUL

Tulane  
Birthdate: May 25, 1961

#33  
Drafted: 1983, 3rd round (50th overall) by Cleveland

HT: 6-6  
WT: 210

	G	GS	MIN	FG	FGA	PCT	FT	FTA	PCT	OFF	DEF	TOT	A	PF	D	ST	TO	BS	PTS	AVG
1985-86	23	8	432	70	194	.361	37	43	.860	27	36	63	24	49	1	15	30	17	179	7.8

## THOMPSON, LA SALLE

Texas  
Birthdate: June 23, 1961

#41  
Drafted: 1982, 1st round (5th overall) by Kansas City

HT: 6-10  
WT: 260

	G	GS	MIN	FG	FGA	PCT	FT	FTA	PCT	OFF	DEF	TOT	A	PF	D	ST	TO	BS	PTS	AVG
1995-96	44	11	773	33	83	.398	19	24	.792	62	137	199	26	125	5	19	37	20	85	1.9

# All-Time Roster



## THORNTON, BOB

California (Irvine)  
Birthdate: July 10, 1962

#23  
Drafted: 1984, 4th round (87th overall) by New York

HT: 6-10  
WT: 225

	G	GS	MIN	FG	FGA	PCT	FT	FTA	PCT	OFF	DEF	TOT	A	PF	D	ST	TO	BS	PTS	AVG
1987-88	41	2	508	59	111	.532	29	47	.617	41	58	99	11	80	1	9	27	3	147	3.6
1988-89	54	0	449	47	111	.423	32	60	.533	36	56	92	15	87	0	8	23	7	127	2.4
1989-90	56	0	592	48	112	.429	26	51	.510	45	88	133	17	105	1	20	35	12	123	2.2
<b>TOTALS</b>	<b>151</b>	<b>2</b>	<b>1549</b>	<b>154</b>	<b>334</b>	<b>.461</b>	<b>87</b>	<b>158</b>	<b>.551</b>	<b>122</b>	<b>202</b>	<b>324</b>	<b>43</b>	<b>272</b>	<b>2</b>	<b>37</b>	<b>85</b>	<b>22</b>	<b>397</b>	<b>2.6</b>

3-PT. FG: 1987-88, 0-2 (.000); 1988-89, 1-3 (.333); 1989-90, 1-3 (.333); TOTALS, 2-8 (.250)

## PLAYOFFS

	G	GS	MIN	FG	FGA	PCT	FT	FTA	PCT	OFF	DEF	TOT	A	PF	D	ST	TO	BS	PTS	AVG
1989-90	9	—	89	7	18	.389	5	10	.500	11	4	15	4	22	0	2	2	1	19	2.1

## THREATT, SEDALE

West Virginia Tech  
Birthdate: Sept. 10, 1961

#3  
Drafted: 1983, 6th round (139th overall) by 76ers

HT: 6-2  
WT: 185

	G	GS	MIN	FG	FGA	PCT	FT	FTA	PCT	OFF	DEF	TOT	A	PF	D	ST	TO	BS	PTS	AVG
1983-84	45	0	464	62	148	.419	23	28	.821	17	23	40	41	65	1	13	33	2	148	3.3
1984-85	82	0	1304	188	416	.452	66	90	.733	21	78	99	175	171	2	80	99	16	446	5.4
1985-86	70	27	1754	310	684	.453	75	90	.833	21	100	121	193	157	1	93	102	5	696	9.9
1986-87	28	8	668	108	261	.414	42	53	.792	18	39	57	82	76	0	32	47	4	265	9.5
<b>TOTALS</b>	<b>225</b>	<b>35</b>	<b>4190</b>	<b>668</b>	<b>1509</b>	<b>.443</b>	<b>206</b>	<b>261</b>	<b>.789</b>	<b>17</b>	<b>240</b>	<b>317</b>	<b>491</b>	<b>469</b>	<b>4</b>	<b>218</b>	<b>281</b>	<b>27</b>	<b>1555</b>	<b>6.9</b>

3-PT. FG: 1983-84, 1-8 (.125); 1984-85, 4-22 (.182); 1985-86, 1-24 (.042); 1986-87,





# All-Time Roster



## TRAPP, JOHN Q.

Nevada Southern  
Birthdate: Oct. 2, 1945

#31  
Drafted: 1968, 2nd round (15th overall) by San Diego

HT: 6-7 WT: 215

G	GS	MIN	FG	FGA	PCT	FT	FTA	PCT	OFF	DEF	TOT	A	PF	D	ST	TO	BS	PTS	AVG
1972-73	39	11	854	168	408	.412	83	112	.741	—	186	47	140	4	—	—	—	419	10.7

## TSCHOGL, JOHN

California Santa Barbara  
Birthdate: Apr. 25, 1950

#26  
Drafted: 1972, 4th round (60th overall) by Golden St.

HT: 6-6 WT: 210

G	GS	MIN	FG	FGA	PCT	FT	FTA	PCT	OFF	DEF	TOT	A	PF	D	ST	TO	BS	PTS	AVG
1974-75	39	14	623	53	148	.358	13	22	.591	—	52	59	111	2	25	—	25	119	3.1

## TUCKER, JIM

Duquesne  
Birthdate: Dec. 11, 1932

Drafted: N/A HT: 6-7 WT: 185

G	GS	MIN	FG	FGA	PCT	FT	FTA	PCT	OFF	DEF	TOT	A	PF	D	ST	TO	BS	PTS	AVG
1954-55	20	—	287	39	116	.336	27	38	.711	—	97	12	50	0	—	—	—	105	5.3
1955-56	70	—	895	101	290	.348	66	83	.795	—	232	38	166	2	—	—	—	268	3.8
1956-57	9	—	110	17	44	.386	0	1	.000	—	20	2	26	0	—	—	—	34	3.8
<b>TOTALS</b>	<b>99</b>	<b>—</b>	<b>1292</b>	<b>157</b>	<b>450</b>	<b>.349</b>	<b>93</b>	<b>122</b>	<b>.762</b>	<b>—</b>	<b>349</b>	<b>52</b>	<b>242</b>	<b>2</b>	<b>—</b>	<b>—</b>	<b>—</b>	<b>407</b>	<b>4.1</b>

### PLAYOFFS

G	GS	MIN	FG	FGA	PCT	FT	FTA	PCT	OFF	DEF	TOT	A	PF	D	ST	TO	BS	PTS	AVG
1954-55	9	—	59	8	27	.296	8	9	.889	—	15	1	13	0	—	—	—	24	2.7
1955-56	6	—	72	13	34	.382	6	8	.750	—	25	2	15	0	—	—	—	32	5.3
<b>TOTALS</b>	<b>15</b>	<b>—</b>	<b>131</b>	<b>21</b>	<b>61</b>	<b>.344</b>	<b>14</b>	<b>17</b>	<b>.824</b>	<b>—</b>	<b>40</b>	<b>3</b>	<b>28</b>	<b>0</b>	<b>—</b>	<b>—</b>	<b>—</b>	<b>56</b>	<b>3.7</b>

## TURNER, ANDRE

Memphis State  
Birthdate: Dec. 13, 1964

#4  
Drafted: 1986, 3rd round (69th overall) by LA Lakers

HT: 5-11 WT: 160

G	GS	MIN	FG	FGA	PCT	FT	FTA	PCT	OFF	DEF	TOT	A	PF	D	ST	TO	BS	PTS	AVG	
1990-91	70	1	1407	168	383	.439	64	87	.736	36	116	152	311	124	0	63	95	0	412	5.9

3-PT FG: 1990-91, 12-22 (.364)

### PLAYOFFS

G	GS	MIN	FG	FGA	PCT	FT	FTA	PCT	OFF	DEF	TOT	A	PF	D	ST	TO	BS	PTS	AVG	
1990-91	8	—	189	21	48	.438	13	16	.813	2	11	13	35	12	0	11	8	0	58	7.3

3-PT FG: 1990-91, 3-9 (.333)

## TYLER, B.J. (BRANDON JOE)

Texas  
Birthdate: April 30, 1971

#1  
Drafted: 1994, 1st round (20th overall) by 76ers

HT: 6-1 WT: 185

G	GS	MIN	FG	FGA	PCT	FT	FTA	PCT	OFF	DEF	TOT	A	PF	D	ST	TO	BS	PTS	AVG	
1994-95	55	8	809	72	189	.381	35	51	.700	13	49	62	174	58	0	36	97	2	195	3.5

## VAN ARSDALE, TOM

Indiana  
Birthdate: Feb. 22, 1943

#5  
Drafted: 1965, 3rd round (15th overall) by Detroit

HT: 6-5 WT: 215

G	GS	MIN	FG	FGA	PCT	FT	FTA	PCT	OFF	DEF	TOT	A	PF	D	ST	TO	BS	PTS	AVG	
1972-73	30	30	1029	195	496	.393	140	168	.833	—	185	62	101	1	—	—	—	530	17.7	
1973-74	78	77	3041	614	1433	.428	298	350	.851	88	305	393	202	300	6	62	—	3	1526	19.6
1974-75	9	6	273	49	116	.422	28	41	.683	7	22	29	16	26	0	13	—	0	126	14.0
<b>TOTALS</b>	<b>117</b>	<b>113</b>	<b>4343</b>	<b>858</b>	<b>2045</b>	<b>.420</b>	<b>466</b>	<b>559</b>	<b>.834</b>	<b>95</b>	<b>327</b>	<b>607</b>	<b>280</b>	<b>427</b>	<b>7</b>	<b>75</b>	<b>—</b>	<b>3</b>	<b>2182</b>	<b>18.6</b>

## VAN HORN, KEITH

Utah  
Birthdate: Oct. 23, 1975

#4  
Drafted: 1997, 1st round (2nd overall) by New Jersey

HT: 6-10 WT: 255

G	GS	MIN	FG	FGA	PCT	FT	FTA	PCT	OFF	DEF	TOT	A	PF	D	ST	TO	BS	PTS	AVG	
2002-03	74	73	2337	459	952	.482	193	240	.804	159	365	524	93	251	7	63	150	30	1176	15.9

3-PT FG: 2002-03, 65-176 (.369)

### PLAYOFFS

G	GS	MIN	FG	FGA	PCT	FT	FTA	PCT	OFF	DEF	TOT	A	PF	D	ST	TO	BS	PTS	AVG	
2002-03	12	12	402	42	110	.382	27	30	.900	24	66	90	9	41	1	10	26	2	125	10.4

3-PT FG: 2002-03, 14-32 (.438)

## VINCENT, JAY

Michigan State  
Birthdate: June 10, 1959

#31  
Drafted: 1981, 2nd round (24th overall) by Dallas

HT: 6-8 WT: 220

G	GS	MIN	FG	FGA	PCT	FT	FTA	PCT	OFF	DEF	TOT	A	PF	D	ST	TO	BS	PTS	AVG	
1989-90	17	5	259	45	105	.429	33	37	.892	13	23	36	8	23	0	10	14	2	124	7.3

3-PT FG: 1989-90 1-1 (1.000)

## VRANES, DANNY

Utah  
Birthdate: Oct. 29, 1958

#20  
Drafted: 1981, 1st round (5th overall) by Seattle

HT: 6-8 WT: 220

G	GS	MIN	FG	FGA	PCT	FT	FTA	PCT	OFF	DEF	TOT	A	PF	D	ST	TO	BS	PTS	AVG	
1986-87	58	6	817	59	138	.428	21	45	.467	51	95	146	30	127	0	35	26	25	140	2.4
1987-88	57	5	772	53	121	.438	15	35	.429	45	72	117	36	100	0	27	25	33	121	2.1
<b>TOTALS</b>	<b>115</b>	<b>11</b>	<b>1589</b>	<b>112</b>	<b>259</b>	<b>.432</b>	<b>36</b>	<b>80</b>	<b>.450</b>	<b>96</b>	<b>167</b>	<b>263</b>	<b>66</b>	<b>227</b>	<b>0</b>	<b>62</b>	<b>51</b>	<b>58</b>	<b>261</b>	<b>2.3</b>

3-PT FG: 1986-87, 1-5 (.200); 1987-88, 0-3 (.000); TOTALS 1-8 (.125)

# All-Time Roster



## DANNY VRANESPLAYOFFS

G	MIN	FG	FGA	PCT	FT	FTA	PCT	OFF	DEF	TOT	A	PF	D	ST	TO	BS	PTS	AVG	
1986-87	2	3	0	0	—	0	0	—	0	3	3	0	1	0	0	0	0	0	0.0

## WALKER, CHET

Bradley  
Birthdate: Feb. 22, 1940

#25  
Drafted: 1962, 2nd round (12th overall) by Syracuse

HT: 6-61/2 WT: 215

G	GS	MIN	FG	FGA	PCT	FT	FTA	PCT	OFF	DEF	TOT	A	PF	D	ST	TO	BS	PTS	AVG
1962-63	78	—	1992	352	751	.469	253	362	.699	—	561	83	220	3	—	—	—	957	12.3
1963-64	76	—	2775	492	1118	.440	330	464	.711	—	784	124	232	3	—	—	—	1314	17.3
1964-65	79	—	2187	377	936	.403	288	388	.742	—	528	132	200	2	—	—	—	1042	13.2
1965-66	80	—	2603	443	982	.451	335	468	.716	—	636	201	238	3	—	—	—	1221	15.3
1966-67	81	—	2691	561	1150	.488	445	581	.766	—	660	188	232	4	—	—	—	1567	19.3
1967-68	82	—	2623	539	1172	.460	387	533	.726	—	607	157	252	3	—	—	—	1465	17.9
1968-69	82	—	2753	554	1145	.484	369	459	.804	—	640	144	244	0	—	—	—	1477	18.0
<b>TOTALS</b>	<b>558</b>	<b>—</b>	<b>17624</b>	<b>3318</b>	<b>7254</b>	<b>.457</b>	<b>2407</b>	<b>3255</b>	<b>.739</b>	<b>—</b>	<b>4416</b>	<b>1029</b>	<b>1618</b>	<b>18</b>	<b>—</b>	<b>—</b>	<b>—</b>	<b>9043</b>	<b>16.2</b>

### PLAYOFFS

G	GS	MIN	FG	FGA	PCT	FT	FTA	PCT	OFF	DEF	TOT	A	PF	D	ST	TO	BS	PTS	AVG
1962-63	5	—	130	27	53	.509	22	30	.733	—	47	9	8	0	—	—	—	76	15.2
1963-64	5	—	190	30	77	.390	34	46	.739	—	52	13	15	0	—	—	—	94	18.8
1964-65	11	—	469	83	173	.480	57	75	.760	—	79	18	38	0	—	—	—	223	20.3
1965-66	5	—	181	24	64	.375	25	31	.806	—	37	15	18	0	—	—	—	73	14.6
1966-67	15	—	551	115	246	.467	96	119	.807	—	114	32	44	0	—	—	—	326	21.7
1967-68	13	—	485	86	210	.410	76	112	.679	—	96	24	44	1	—	—	—	248	19.1
1968-69	4	—	100	23	43	.535	8	12	.667	—	23	8	5	0	—	—	—	54	13.5
<b>TOTALS</b>	<b>58</b>	<b>—</b>	<b>2106</b>	<b>388</b>	<b>866</b>	<b>.448</b>	<b>318</b>	<b>425</b>	<b>.748</b>	<b>—</b>	<b>448</b>	<b>119</b>	<b>172</b>	<b>1</b>	<b>—</b>	<b>—</b>	<b>—</b>	<b>1094</b>	<b>18.9</b>

### ALL-STAR GAME

G	GS	MIN	FG	FGA	PCT	FT	FTA	PCT	OFF	DEF	TOT	A	PF	D	ST	TO	BS	PTS	AVG
1964	1	0	12	2	5	.400	0	0	—	—	0	0	1	0	—	—	—	8	8
1966	1	0	25	3	10	.300	2	3	.667	—	6	4	2	0	—	—			



# All-Time Roster



## WASHINGTON, JIM

Villanova  
Birthdate: July 1, 1943

#12  
Drafted: 1965, 1st round (5th overall) by St. Louis

HT: 6-7 WT: 215

	G	GS	MIN	FG	FGA	PCT	FT	FTA	PCT	OFF	DEF	TOT	A	PF	D	ST	TO	BS	PTS	AVG
1969-70	79	—	2459	401	842	.476	204	273	.747	—	—	734	104	262	5	—	—	—	1006	12.7
1970-71	78	—	2501	395	829	.476	259	340	.762	—	—	747	97	258	6	—	—	—	1049	13.4
1971-72	17	11	545	68	156	.436	55	67	.821	—	—	135	25	59	3	—	—	—	191	11.2
<b>TOTALS</b>	<b>174</b>	<b>11</b>	<b>5503</b>	<b>864</b>	<b>1827</b>	<b>.473</b>	<b>518</b>	<b>680</b>	<b>.762</b>	<b>—</b>	<b>—</b>	<b>1616</b>	<b>226</b>	<b>579</b>	<b>14</b>	<b>—</b>	<b>—</b>	<b>—</b>	<b>2246</b>	<b>12.9</b>

### PLAYOFFS

	G	GS	MIN	FG	FGA	PCT	FT	FTA	PCT	OFF	DEF	TOT	A	PF	D	ST	TO	BS	PTS	AVG
1969-70	5	—	167	25	57	.439	13	23	.565	—	—	49	9	18	0	—	—	—	63	12.6
1970-71	—	—	216	27	61	.443	26	36	.722	—	—	48	10	24	1	—	—	—	80	11.4
<b>TOTALS</b>	<b>12</b>	<b>—</b>	<b>383</b>	<b>52</b>	<b>118</b>	<b>.441</b>	<b>39</b>	<b>59</b>	<b>.661</b>	<b>—</b>	<b>—</b>	<b>97</b>	<b>19</b>	<b>42</b>	<b>1</b>	<b>—</b>	<b>—</b>	<b>—</b>	<b>143</b>	<b>11.9</b>

## WASHINGTON, WILSON

Old Dominion  
Birthdate: Aug. 3, 1955

#52  
Drafted: 1977, 2nd round (25th overall) by 76ers

HT: 6-10 WT: 235

	G	GS	MIN	FG	FGA	PCT	FT	FTA	PCT	OFF	DEF	TOT	A	PF	D	ST	TO	BS	PTS	AVG
1977-78	14	0	38	8	19	.421	3	6	.500	2	12	14	1	3	0	1	10	2	19	1.4

## WEATHERSPOON, CLARENCE

Southern Mississippi  
Birthdate: Sept. 8, 1970

#35  
Drafted: 1992, 1st round (9th overall) by 76ers

HT: 6-7 WT: 240

	G	GS	MIN	FG	FGA	PCT	FT	FTA	PCT	OFF	DEF	TOT	A	PF	D	ST	TO	BS	PTS	AVG
1992-93	82	82	2654	494	1053	.469	291	408	.713	179	410	589	147	188	1	85	176	67	1280	15.6
1993-94	82	82	3147	602	1246	.483	298	430	.693	254	578	832	192	152	0	100	195	116	1506	18.4
1994-95	76	76	2991	543	1238	.439	283	377	.751	144	382	526	215	195	1	115	191	67	1373	18.1
1995-96	78	75	3096	491	1015	.484	318	426	.746	237	516	753	158	214	3	112	179	108	1300	16.7
1996-97	82	82	2949	398	811	.491	206	279	.738	219	460	679	140	187	0	74	137	86	1003	12.2
1997-98	48	18	1290	141	331	.426	123	174	.707	109	227	336	40	108	1	43	69	52	405	8.4
<b>TOTALS</b>	<b>448</b>	<b>415</b>	<b>16127</b>	<b>2669</b>	<b>5694</b>	<b>.469</b>	<b>1519</b>	<b>2094</b>	<b>.725</b>	<b>1142</b>	<b>2573</b>	<b>3715</b>	<b>892</b>	<b>1044</b>	<b>6</b>	<b>529</b>	<b>947</b>	<b>496</b>	<b>6867</b>	<b>15.3</b>

3-PT. FG: 1992-93, 1-4 (.250); 1993-94, 4-17 (.235); 1994-95, 4-21 (.190); 1995-96, 0-2 (.000); 1996-97, 1-6 (.167); 1997-98 0-0 (---); TOTALS, 10-50 (.200)

## WEBBER, CHRIS

Michigan  
Birthdate: March 1, 1973

#4  
Drafted: 1993, 1st round (1st overall) by Orlando

HT: 6-10 WT: 245

	G	GS	MIN	FG	FGA	PCT	FT	FTA	PCT	OFF	DEF	TOT	A	PF	D	ST	TO	BS	PTS	AVG
2004-05	21	21	702	143	366	.391	38	49	.776	36	129	165	66	70	3	26	49	19	328	15.6
2005-06	75	75	2893	617	1422	.434	263	348	.756	184	557	741	256	219	1	103	182	62	1518	20.2
2006-07	18	18	544	89	230	.387	18	28	.643	37	112	149	61	36	0	18	33	15	198	11.0
<b>TOTALS</b>	<b>114</b>	<b>114</b>	<b>4139</b>	<b>849</b>	<b>2018</b>	<b>.421</b>	<b>319</b>	<b>425</b>	<b>.751</b>	<b>257</b>	<b>798</b>	<b>1055</b>	<b>383</b>	<b>325</b>	<b>4</b>	<b>147</b>	<b>264</b>	<b>96</b>	<b>2044</b>	<b>17.9</b>

3-PT. FG: 2004-05, 4-15 (.267); 2005-06, 21-77 (.273); 2006-07, 2-5 (.400); TOTALS, 27-97 (.278)

### PLAYOFFS

	G	GS	MIN	FG	FGA	PCT	FT	FTA	PCT	OFF	DEF	TOT	A	PF	D	ST	TO	BS	PTS	AVG
2004-05	5	5	186	39	95	.411	12	16	.750	12	17	29	14	20	0	6	11	1	95	19.0

## WEISS, BOB

Penn State  
Birthdate: May 7, 1942

#12  
Drafted: 1965, 3rd round (18th overall) by 76ers

HT: 6-3 WT: 180

	G	GS	MIN	FG	FGA	PCT	FT	FTA	PCT	OFF	DEF	TOT	A	PF	D	ST	TO	BS	PTS	AVG
1965-66	7	—	30	3	9	.333	0	0	---	—	—	7	4	10	0	—	—	—	6	0.9
1966-67	6	—	29	5	10	.500	2	5	.400	—	—	3	10	8	0	—	—	—	12	2.0
<b>TOTALS</b>	<b>13</b>	<b>—</b>	<b>59</b>	<b>8</b>	<b>19</b>	<b>.421</b>	<b>2</b>	<b>5</b>	<b>.400</b>	<b>—</b>	<b>—</b>	<b>10</b>	<b>14</b>	<b>18</b>	<b>0</b>	<b>—</b>	<b>—</b>	<b>—</b>	<b>18</b>	<b>1.4</b>

### PLAYOFFS

	G	GS	MIN	FG	FGA	PCT	FT	FTA	PCT	OFF	DEF	TOT	A	PF	D	ST	TO	BS	PTS	AVG
1966-67	1	—	4	2	3	.667	0	0	---	—	—	2	2	1	0	—	—	—	4	4.0

## WELP, CHRIS

Washington  
Birthdate: Jan. 2, 1964

#44  
Drafted: 1987, 1st round (16th overall) by 76ers

HT: 7-0 WT: 245

	G	GS	MIN	FG	FGA	PCT	FT	FTA	PCT	OFF	DEF	TOT	A	PF	D	ST	TO	BS	PTS	AVG
1987-88	10	0	132	18	31	.581	12	18	.667	11	13	24	5	25	0	5	9	5	48	4.8
1988-89	72	0	843	99	222	.446	48	73	.658	59	134	193	29	176	0	23	42	41	246	3.4
<b>TOTALS</b>	<b>82</b>	<b>0</b>	<b>975</b>	<b>117</b>	<b>253</b>	<b>.462</b>	<b>60</b>	<b>91</b>	<b>.659</b>	<b>70</b>	<b>147</b>	<b>217</b>	<b>34</b>	<b>201</b>	<b>0</b>	<b>28</b>	<b>51</b>	<b>46</b>	<b>294</b>	<b>3.6</b>

3-PT. FG: 1988-89, 0-1 (.000)

### PLAYOFFS

	G	GS	MIN	FG	FGA	PCT	FT	FTA	PCT	OFF	DEF	TOT	A	PF	D	ST	TO	BS	PTS	AVG
1988-89	3	—	22	1	3	.333	0	2	.000	0	7	7	0	7	0	0	1	0	2	0.7

## WESLEY, WALT

Kansas  
Birthdate: Apr. 25, 1945

#26  
Drafted: 1966, 1st round (6th overall) by Cincinnati

HT: 6-11 WT: 230

	G	GS	MIN	FG	FGA	PCT	FT	FTA	PCT	OFF	DEF	TOT	A	PF	D	ST	TO	BS	PTS	AVG
1974-75	4	0	33	5	9	.556	2	4	.500	4	4	8	1	8	0	0	—	0	12	3.0

# All-Time Roster



## WHITE, HUBIE

Villanova  
Birthdate: Jan. 26, 1940

#23  
Drafted: 1962, 2nd round (14th overall) by Philadelphia

HT: 6-4 WT: 205

	G	GS	MIN	FG	FGA	PCT	FT	FTA	PCT	OFF	DEF	TOT	A	PF	D	ST	TO	BS	PTS	AVG
1963-64	23	—	196	31	105	.295	17	28	.607	—	—	42	12	28	0	—	—	—	79	3.4

## WIGGINS, MITCHELL

Florida State  
Birthdate: Sept. 28, 1959

#23  
Drafted: 1983, 1st round (23rd overall) by Indiana

HT: 6-4 WT: 185

	G	GS	MIN	FG	FGA	PCT	FT	FTA	PCT	OFF	DEF	TOT	A	PF	D	ST	TO	BS	PTS	AVG
1991-92	49	0	569	88	229	.384	35	51	.686	43	51	94	22	67	0	20	25	1	211	4.3

3-PT. FG: 1991-92, 0-1 (.000)

## WILKINS, EDDIE LEE

Candler Webb  
Birthdate: May 7, 1962

#45  
Drafted: 1984, 6th round (133rd overall) by New York

HT: 6-10 WT: 265

	G	GS	MIN	FG	FGA	PCT	FT	FTA	PCT	OFF	DEF	TOT	A	PF	D	ST	TO	BS	PTS	AVG
1992-93	26	0	192	55	97	.567	48	78	.615	14	26	40	2	34	1	7	17	1	158	6.1

3-PT. FG: 1992-93, 0-2 (.000)

## WILLIAMS, JAYSON

St. John's  
Birthdate: Feb. 22, 1968

#55  
Drafted: 1990, 1st round (21st overall) by Phoenix

HT: 6-10 WT: 240

	G	GS	MIN	FG	FGA	PCT	FT	FTA	PCT	OFF	DEF	TOT	A	PF</
--	---	----	-----	----	-----	-----	----	-----	-----	-----	-----	-----	---	------



# All-Time Roster



## WILLIAMS, SCOTT

North Carolina  
Birthdate: March 24, 1968

#55  
Drafted: Undrafted (1990)

HT: 6-10 WT: 230

	G	GS	MIN	FG	FGA	PCT	FT	FTA	PCT	OFF	DEF	TOT	A	PF	D	ST	TO	BS	PTS	AVG
1994-95	77	43	1781	206	434	.475	79	107	.738	173	312	485	59	237	4	71	84	40	491	6.4
1995-96	13	1	193	15	29	.517	10	12	.833	13	33	46	5	27	0	6	8	7	40	3.1
1996-97	62	52	1317	162	318	.509	38	55	.891	155	242	397	41	206	5	44	50	41	362	5.8
1997-98	58	7	801	93	213	.437	51	63	.810	87	124	211	29	132	0	17	30	21	237	4.1
1998-99	2	0	17	0	2	.000	0	0	---	1	1	2	1	4	0	2	2	1	0	0.0
<b>TOTALS</b>	<b>212</b>	<b>103</b>	<b>4109</b>	<b>476</b>	<b>996</b>	<b>.478</b>	<b>178</b>	<b>237</b>	<b>.751</b>	<b>429</b>	<b>712</b>	<b>1141</b>	<b>135</b>	<b>606</b>	<b>9</b>	<b>140</b>	<b>174</b>	<b>110</b>	<b>1130</b>	<b>5.3</b>

## WILLIAMSON, CORLISS

Arkansas  
Birthdate: Dec. 4, 1973

#14  
Drafted: 1995, 1st round (13th overall) by Sacramento

HT: 6-7 WT: 245

	G	GS	MIN	FG	FGA	PCT	FT	FTA	PCT	OFF	DEF	TOT	A	PF	D	ST	TO	BS	PTS	AVG
2004-05	48	5	1056	194	417	.465	130	165	.788	73	105	178	43	144	1	26	60	12	518	10.8

## WILSON, GEORGE

Cincinnati  
Birthdate: May 9, 1942

#16  
Drafted: 1964, 1st territorial pick by Cincinnati

HT: 6-8 WT: 230

	G	GS	MIN	FG	FGA	PCT	FT	FTA	PCT	OFF	DEF	TOT	A	PF	D	ST	TO	BS	PTS	AVG
1968-69	38	—	552	81	182	.445	60	84	.714	—	—	216	32	87	1	—	—	—	222	5.8
1969-70	67	—	836	118	304	.388	122	172	.709	—	—	317	52	145	3	—	—	—	358	5.3
<b>TOTALS</b>	<b>105</b>	<b>—</b>	<b>1388</b>	<b>199</b>	<b>486</b>	<b>.409</b>	<b>182</b>	<b>256</b>	<b>.711</b>	<b>—</b>	<b>—</b>	<b>533</b>	<b>84</b>	<b>232</b>	<b>4</b>	<b>—</b>	<b>—</b>	<b>—</b>	<b>580</b>	<b>5.5</b>

### PLAYOFFS

	G	GS	MIN	FG	FGA	PCT	FT	FTA	PCT	OFF	DEF	TOT	A	PF	D	ST	TO	BS	PTS	AVG
1968-69	5	—	45	0	7	.000	3	4	.750	—	—	12	8	9	0	—	—	—	3	0.6
1969-70	2	—	23	4	13	.308	1	1	1.000	—	—	18	1	4	0	—	—	—	9	4.5
<b>TOTALS</b>	<b>7</b>	<b>—</b>	<b>68</b>	<b>4</b>	<b>20</b>	<b>.200</b>	<b>4</b>	<b>5</b>	<b>.800</b>	<b>—</b>	<b>—</b>	<b>30</b>	<b>9</b>	<b>13</b>	<b>0</b>	<b>—</b>	<b>—</b>	<b>—</b>	<b>12</b>	<b>1.7</b>

## WILSON, TREVOR

UCLA  
Birthdate: March 16, 1968

#30  
Drafted: 1990, 2nd round (36th overall) by Atlanta

HT: 6-8 WT: 215

	G	GS	MIN	FG	FGA	PCT	FT	FTA	PCT	OFF	DEF	TOT	A	PF	D	ST	TO	BS	PTS	AVG
1995-96	6	0	79	10	20	.500	3	4	.750	7	7	14	4	9	0	3	1	0	23	3.8

## WINGATE, DAVID

Georgetown  
Birthdate: Dec. 15, 1963

#25  
Drafted: 1986, 2nd round (44th overall) by 76ers

HT: 6-5 WT: 185

	G	GS	MIN	FG	FGA	PCT	FT	FTA	PCT	OFF	DEF	TOT	A	PF	D	ST	TO	BS	PTS	AVG
1986-87	77	9	1612	259	602	.430	149	201	.741	70	86	156	155	169	1	93	128	19	680	8.8
1987-88	61	22	1419	218	545	.400	99	132	.750	44	57	101	119	125	0	47	104	22	545	8.9
1988-89	33	6	372	54	115	.470	27	34	.794	12	25	37	73	43	0	9	35	2	137	4.2
<b>TOTALS</b>	<b>171</b>	<b>37</b>	<b>3403</b>	<b>531</b>	<b>1262</b>	<b>.419</b>	<b>275</b>	<b>367</b>	<b>.749</b>	<b>126</b>	<b>168</b>	<b>294</b>	<b>347</b>	<b>337</b>	<b>1</b>	<b>149</b>	<b>267</b>	<b>43</b>	<b>1362</b>	<b>8.0</b>

### PLAYOFFS

	G	GS	MIN	FG	FGA	PCT	FT	FTA	PCT	OFF	DEF	TOT	A	PF	D	ST	TO	BS	PTS	AVG
1986-87	5	—	90	15	37	.405	9	14	.643	5	7	12	9	11	1	5	8	1	41	8.2
3-PT. FG:	1986-87 2-2, 1.000																			

## WINTERS, VOISE

Bradley  
Birthdate: Oct. 12, 1962

#11  
Drafted: 1985, 2nd round (44th overall) by 76ers

HT: 6-8 WT: 200

	G	GS	MIN	FG	FGA	PCT	FT	FTA	PCT	OFF	DEF	TOT	A	PF	D	ST	TO	BS	PTS	AVG
1985-86	4	0	17	3	13	.231	0	0	---	1	2	3	0	1	0	1	2	0	6	1.5
3-PT. FG:	1985-86 0-1, .000																			

## WOHL, DAVE

Pennsylvania  
Birthdate: Nov. 2, 1949

#13  
Drafted: 1971, 3rd round (46th overall) by 76ers

HT: 6-2 WT: 185

	G	GS	MIN	FG	FGA	PCT	FT	FTA	PCT	OFF	DEF	TOT	A	PF	D	ST	TO	BS	PTS	AVG
1971-72	79	32	1628	243	567	.429	156	206	.757	—	—	150	228	229	2	—	—	—	642	8.1

## WOOD, LEON

California Fullerton  
Birthdate: March 25, 1962

#20  
Drafted: 1984, 1st round (10th overall) by 76ers

HT: 6-3 WT: 185

	G	GS	MIN	FG	FGA	PCT	FT	FTA	PCT	OFF	DEF	TOT	A	PF	D	ST	TO	BS	PTS	AVG
1984-85	38	1	269	50	134	.373	18	26	.692	3	15	18	45	17	0	8	25	0	122	3.2
1985-86	29	1	455	57	136	.419	27	34	.794	9	18	27	75	24	0	14	20	0	154	5.3
<b>TOTALS</b>	<b>67</b>	<b>2</b>	<b>724</b>	<b>107</b>	<b>270</b>	<b>.396</b>	<b>45</b>	<b>60</b>	<b>.750</b>	<b>12</b>	<b>33</b>	<b>45</b>	<b>120</b>	<b>41</b>	<b>0</b>	<b>22</b>	<b>45</b>	<b>0</b>	<b>276</b>	<b>4.1</b>

### PLAYOFFS

	G	GS	MIN	FG	FGA	PCT	FT	FTA	PCT	OFF	DEF	TOT	A	PF	D	ST	TO	BS	PTS	AVG
1984-85	5	—	15	4	9	.444	6	8	.750	0	1	1	2	0	0	0	3	0	14	2.8
3-PT. FG:	1984-85 0-1, .000																			

# All-Time Roster



## WOOLRIDGE, ORLANDO

Notre Dame  
Birthdate: December 16, 1959

#0  
Drafted: 1981, 1st round (6th overall) by Atlanta

HT: 6-9 WT: 215

	G	GS	MIN	FG	FGA	PCT	FT	FTA	PCT	OFF	DEF	TOT	A	PF	D	ST	TO	BS	PTS	AVG
1993-94	74	1	1955	364	773	.471	208	302	.689	103	195	298	139	186	1	41	142	56	937	12.0
3-PT. FG:	1-14, .071																			

## WRIGHT, SHARONE

Clemson  
Birthdate: January 30, 1973

#4  
Drafted: 1994, 1st round (6th pick) by 76ers

HT: 6-11 WT: 260

	G	GS	MIN	FG	FGA	PCT	FT	FTA	PCT	OFF	DEF	TOT	A	PF	D	ST	TO	BS	PTS	AVG
1994-95	79	49	2044	361	776	.465	182	282	.645	191	281	472	48	246	5	37	151	104	904	11.4
1995-96	46	32	1136	183	384	.477	117	186	.629	124	175	299	27	125	2	24	81	39	483	10.5
<b>TOTALS</b>	<b>125</b>	<b>81</b>	<b>3180</b>	<b>544</b>	<b>1160</b>	<b>.469</b>	<b>299</b>	<b>468</b>	<b>.639</b>	<b>315</b>	<b>456</b>	<b>771</b>	<b>75</b>	<b>371</b>	<b>7</b>	<b>61</b>	<b>232</b>	<b>143</b>	<b>1387</b>	<b>11.1</b>

## YARDLEY III, GEORGE

Stanford  
Birthdate: Nov. 3, 1928

Drafted: 1950, by Fort Wayne

HT: 6-5 WT: 195

	G	GS	MIN	FG	FGA	PCT	FT	FTA	PCT	OFF	DEF	TOT	A	PF	D	ST	TO	BS	PTS	AVG
1958-59*	61	—	1839	446	1042	.428	317	407	.779	—	—	431	65	159	3	—	—	—	1209	19.8
1959-60	73	—	2402	546	1205	.453	381	467	.816	—	—	579	122	227	2	—	—	—	1473	20.2
<b>TOTALS</b>	<b>134</b>	<b>—</b>	<b>4241</b>	<b>992</b>	<b>2247</b>	<b>.441</b>	<b>698</b>	<b>874</b>	<b>.799</b>	<b>—</b>	<b>—</b>	<b>1010</b>	<b>187</b>	<b>386</b>	<b>5</b>	<b>—</b>	<b>—</b>	<b>—</b>	<b>2682</b>	<b>20.0</b>

### PLAYOFFS

	G	GS	MIN	FG	FGA	PCT	FT	FTA	PCT	OFF	DEF	TOT	A	PF	D	ST	TO	BS	PTS	AVG
1958-59	9	—	333	83	189	.439	60	70	.857	—	—	87	21	29	0	—	—	—	226	25.1





# All-Time Roster



## SIXERS ALL-TIME ROSTER BY SCHOOL

Alabama ..... MICHAEL ANSLEY  
Alabama ..... JIM FARMER  
Alabama ..... DERRICK McKEY  
Albany State ..... CALDWELL JONES  
Albany State ..... CHARLES JONES  
American International ..... MARIO ELIE  
Appalachian State ..... BELUS VAN SMAWLEY  
Arizona ..... CONIEL NORMAN  
Arizona ..... ERIC MONEY  
Arizona ..... ANDRE IGUODALA  
Arizona State ..... LIONEL HOLLINS  
Arizona State ..... KURT NIMPHIUS  
Arizona State ..... SAM WILLIAMS  
Arizona State ..... ISAAC AUSTIN  
Arkansas ..... ANDREW LANG  
Arkansas ..... CORLISS WILLIAMSON  
Arkansas Little Rock ..... JIM LAMPLEY  
Arkansas Little Rock ..... PETE MYERS  
Assumption ..... JAKE JONES  
Auburn ..... CHARLES BARKLEY  
Baylor ..... BRIAN SKINNER  
Boston College ..... GERRY WARD  
Boston College ..... DANA BARROS  
Bowling Green ..... AL BIANCHI  
Bradley ..... BARNEY CABLE  
Bradley ..... CHET WALKER  
Bradley ..... MITCHELL ANDERSON  
Bradley ..... VOISE WINTERS  
Bradley ..... HERSEY HAWKINS  
Bradley ..... ANTHONY PARKER  
Bridgeport ..... MANUTE BOL  
Brigham Young ..... CRAIG RAYMOND  
Brigham Young ..... SHAWN BRADLEY  
Cal State Fullerton ..... BRUCE BOWEN  
California (Irvine) ..... SCOTT BROOKS  
California (Irvine) ..... BOB THORNTON  
California ..... DARRALL IMHOFF  
California ..... MARK McNAMARA  
California ..... KEBU STEWART  
California ..... Francisco Elson  
California Fullerton ..... LEON WOOD  
California Santa Barbara ..... BRIAN SHAW  
California Santa Barbara ..... JOHN TSCHOGL  
Canisius ..... LEROY CHOLLET  
Canisius ..... AL MASINO  
Charleston (W.Va.) ..... GEORGE KING, JR.  
Cincinnati ..... CORIE BLOUNT  
Cincinnati ..... CONNIE DIERKING  
Cincinnati ..... ART LONG  
Cincinnati ..... KENNY SATTERFIELD  
Cincinnati ..... GEORGE WILSON  
Clemson ..... GREG BUCKNER  
Clemson ..... SHARONE WRIGHT  
Cleveland State ..... FRANKLIN EDWARDS  
Colorado State ..... BOB RULE  
Colorado State ..... DALE SCHLUETER  
Colorado State ..... JASON SMITH  
Connecticut ..... TOBY KIMBALL  
Connecticut ..... BRUCE KUCZENSKI  
Connecticut ..... KEVIN OLLIE  
Connecticut ..... DONYELL MARSHALL  
Cornell ..... EDWARD PETERSON  
Creighton ..... BENOIT BENJAMIN  
Creighton ..... RODNEY BUFORD  
Creighton ..... KYLE KORVER  
Croatia ..... TONI KUKOC  
Davidson ..... FRED HETZEL  
Dayton ..... DON MAY  
Dayton ..... DON SMITH

DePaul ..... BATO GOVEDARICA  
DePaul ..... STEVEN HUNTER  
Detroit ..... EARL CURETON  
DePaul ..... TERRY CUMMINGS  
Detroit-Mercy ..... WILLIE GREEN  
Drake ..... JEFF HALLIBURTON  
Drake ..... LEWIS LLOYD  
Duke ..... ALAA ABDELNABY  
Duke ..... JOHNNY DAWKINS  
Duke ..... MIKE GMINSKI  
Duke ..... DAVID HENDERSON  
Duke ..... ART HEYMAN  
Duke ..... ANTONIO LANG  
Duke ..... ROSHOWN McLEOD  
Duke ..... SHAVLIK RANDOLPH  
Duke ..... JIM SPANARKEL  
Duke ..... ELTON BRAND  
Duquesne ..... DERRICK ALSTON  
Duquesne ..... JIM TUCKER  
Elon ..... JESSE BRANSON  
Evans H.S. (Orlando, FL) ..... DARRYL DAWKINS  
Fairfield ..... DENG GAI  
F.C. Barcelona ..... EFTHIMIOS RENTZIAS  
Florida ..... VERNON MAXWELL  
Florida ..... MARREESE SPEIGHTS  
Florida A&M ..... CLEMON JOHNSON  
Florida International ..... RAJA BELL  
Florida State ..... THARON MAYES  
Florida State ..... MITCHELL WIGGINS  
Fordham ..... ED CONLIN  
Fresno State ..... RON ANDERSON  
Furman ..... FRANK SELVEY  
Gardner Webb ..... EDDIE LEE WILKINS  
George Washington ..... MIKE BROWN  
George Washington ..... JOE HOLUP  
Georgetown ..... RAY CORLEY  
Georgetown ..... ALLEN IVERSON  
Georgetown ..... JAREN JACKSON  
Georgetown ..... DIKEMBE MUTOMBO  
Georgetown ..... DAVID WINGATE  
Georgia ..... JUMAINE JONES  
Georgia Southern ..... MICHAEL CURRY  
Georgia Southern ..... PERRY WARINGTON  
Georgia State ..... LANARD COPELAND  
Georgia Tech ..... MATT GEIGER  
Georgia Tech ..... MATT HARPRING  
Georgia Tech ..... ALVIN JONES  
Georgia Tech ..... BRIAN OLIVER  
Georgia Tech ..... THADDEUS YOUNG  
Grambling State ..... BOB HOPKINS  
Grant Tech ..... ED LOFGREN  
Guilford ..... LLOYD (WORLD) FREE  
Guilford ..... BOB KAUFFMAN  
Hampton ..... RICK MAHORN  
Hardin Simmons ..... HARVEY CATCHINGS  
Hawaii ..... TREVOR RUFFIN  
Hawaii ..... RED ROCHA  
Hofstra ..... SPEEDY CLAXTON  
Holy Cross ..... TOGO PALAZZI  
Houston ..... MICHAEL YOUNG  
Idaho State ..... STEVE HAYES  
Illinois ..... JOHN (RED) KERR  
Illinois ..... WALLY OSTERKON  
Illinois ..... MIKE PRICE  
Illinois ..... DAVE SCHOLZ  
Illinois State ..... DOUG COLLINS  
Indiana ..... CLARENCE (BUTCH) CARTER  
Indiana ..... DICK FARLEY  
Indiana ..... GREG GRAHAM

# All-Time Roster



## SIXERS ALL-TIME ROSTER BY SCHOOL

Indiana ..... ALAN HENDERSON  
Indiana ..... GEORGE McGINNIS  
Indiana ..... TOM VAN ARSDALE  
Iona ..... SEAN GREEN  
Iona ..... JEFF RULAND  
Iowa ..... REGGIE EVANS  
Iowa ..... NOBLE JORGENSEN  
Iowa ..... GREG STOKES  
Iowa State ..... JEFF GRAYER  
Iowa State ..... JEFF HORNACEK  
Jackson H.S. (Queens, NY) ..... LLOYD DANIELS  
Kansas ..... BILL BRIDGES  
Kansas ..... WILT CHAMBERLAIN  
Kansas ..... KEVIN PRITCHARD  
Kansas ..... REX WALTERS  
Kansas ..... WALT WESLEY  
Kansas State ..... DICK KNOSTMAN  
Kentucky ..... NAZR MOHAMMED  
Kentucky ..... JODIE MEEKS  
Kings College (Del.) ..... GEORGE DEMPSEY  
La Salle ..... JOE BRYANT  
La Salle ..... LARRY CANNON  
La Salle ..... KEN DURRETT  
La Salle ..... DOUG OVERTON  
La Salle ..... STEVEN SMITH  
Lamar ..... ADRIAN CALDWELL  
LeMoyn ..... DON SAVAGE  
Long Beach State ..... LUCIOUS HARRIS  
Long Island University ..... LUTHER GREEN  
Louisville ..... FOREST ABLE  
Louisville ..... JEROME HARMON  
Louisville ..... BOB LOCHMUELLER  
Louisville ..... KENNY PAYNE  
Louisville ..... DEREK SMITH  
Loyola (Chicago) ..... ED EARLE  
Loyola (Chicago) ..... MIKE NOVAK  
Loyola (La.) ..... LEROY CHOLLET  
Loyola Marymount ..... COREY GAINES  
LSU ..... STANLEY ROBERTS  
LSU ..... JABARI SMITH  
Marquette ..... BERNARD TOONE  
Marshall ..... HAL GREER  
Maryland ..... BEN COLEMAN  
Maryland ..... JERRY GREENSPAN  
Maryland ..... ALBERT KING  
Maryland ..... TONY MASSENBURG  
Maryland ..... JOE SMITH  
Maryland ..... BARRY YATES  
Massachusetts ..... JULIUS ERVING  
Massachusetts ..... AL SKINNER  
Memphis ..... RODNEY CARNEY  
Memphis State ..... VINCENT ASKEW  
Memphis State ..... ANDRE TURNER  
Miami (Ohio) ..... FRED POSTER  
Miami (Fla.) ..... TIM JAMES  
Miami (Fla.) ..... JOHN SALMONS  
Michigan ..... RICKEY GREEN  
Michigan ..... BOB HARRISON  
Michigan ..... SEAN HIGGINS  
Michigan ..... TIM MCCORMICK  
Michigan ..... CHRIS WEBBER  
Michigan State ..... TERRY FURLOW  
Michigan State ..... JOHN GREEN  
Michigan State ..... ANTHONY 'PIG' MILLER  
Michigan State ..... RALPH SIMPSON  
Michigan State ..... SCOTT SKILES  
Michigan State ..... ERIC SNOW  
Michigan State ..... JAY VINCENT  
Middle Tennessee State ..... WARREN KIDD

Minnesota ..... WILLIE BURTON  
Minnesota ..... ARCHIE CLARK  
Mississippi State ..... BAILEY HOWELL  
Mississippi State ..... JEFF MALONE  
Mississippi Valley State ..... ALFONSO FORD  
Missouri ..... KAREEM RUSH  
Mt. St. Mary's ..... FRED CARTER  
Nebraska ..... DAVE HOPPEN  
Nevada Las Vegas ..... ARMON GILLIAM  
Nevada Southern ..... JOHN Q. TRAPP  
New Mexico ..... KENNY THOMAS  
New Mexico State ..... STEVE COLTER  
New Orleans ..... RONNIE GRANDISON  
New Orleans ..... TONY HARRIS  
New York U. ..... JAMES BRASCO  
New York U. ..... CAL RAMSEY  
New York University ..... DOLPH SCHAYES  
Niagara ..... LARRY COSTELLO  
Niagara ..... MANNY LEAKS  
None ..... AL CERVI  
None ..... JOE GRABOSKI  
None ..... GEORGE RATKOVICZ  
None ..... CONNIE SIMMONS  
North Carolina ..... BILLY CUNNINGHAM  
North Carolina ..... BOBBY JONES  
North Carolina ..... TOM KEARNS  
North Carolina ..... GEORGE LYNCH  
North Carolina ..... BOB McADOO  
North Carolina ..... ERIC MONTROSS  
North Carolina ..... LEE SHAFER II  
North Carolina ..... JERRY STACKHOUSE  
North Carolina ..... SCOTT WILLIAMS  
North Carolina State ..... CHARLES SHACKLEFORD  
Northeastern ..... PERRY MOSS  
Notre Dame ..... ELMER BENNETT  
Notre Dame ..... RAY CORLEY  
Notre Dame ..... MONTY WILLIAMS  
Notre Dame ..... ORLANDO WOOLDRIDGE  
Okaloosa-Walton CC ..... KEDRICK BROWN  
Ohio State ..... JIMMY JACKSON  
Ohio State ..... JOE ROBERTS  
Ohio State ..... DAVE SORENSON  
Ohio State ..... HERB WILLIAMS  
Oklahoma ..... HARVEY GRANT  
Oklahoma State ..... RICHARD DUMAS  
Oklahoma State ..... THOMAS JORDAN  
Oklahoma State ..... IVAN MCFARLIN  
Old Dominion ..... WILSON WASHINGTON  
Oral Roberts ..... GREG SUTTON  
Oregon ..... JIM BARNETT  
Oregon State ..... FRED BOYD  
Oregon State ..... MEL COUNTS  
Oregon State ..... DAVE GAMBEE  
Oregon State (Ohio) ..... SWEDE HALBROOK  
Oregon State ..... RED ROCHA  
Pan American ..... LUKE JACKSON  
Pennsylvania ..... ERNIE BECK  
Pennsylvania ..... IRA BOWMAN  
Pennsylvania ..... DAVE WOHL  
Penn State ..... CALVIN BOOTH  
Penn State ..... BOB WEISS  
Petersburg H.S. (VA) ..... MOSES MALONE  
Pittsburgh ..... VONTEGO CUMMINGS  
Purdue ..... GLENN ROBINSON  
Purdue ..... JIM ROWINSKI





# All-Time Roster



## SIXERS ALL-TIME ROSTER BY SCHOOL

SCHOOL	NAME	YEARS PLAYED	SCHOOL	NAME	YEARS PLAYED
Redcliffe H.S., Australia	MARK BRADTKE		Toledo	LARRY JONES	
Rutgers	ROY HINSON		Toledo	STEVE MIX	
St. Bonaventure	FRED CRAWFORD		Toledo	JIM RAY	
St. Bonaventure	BILLY KENVILLE		Toledo	PAUL SEYMOUR	
St. John's (N.Y.)	GERRY CALABRESE		Toledo	CASEY SHAW	
St. John's (N.Y.)	LEROY ELLIS		Trenton State	GREG GRANT	
St. John's (N.Y.)	ZENDON HAMILTON		Tulane	GERALD HONEYCUTT	
St. John's (N.Y.)	GEORGE JOHNSON		Tulane	PAUL THOMPSON	
St. John's (N.Y.)	SHELTON JONES		Tulsa	MICHAEL RUFFIN	
St. John's (N.Y.)	FUZZY LEVANE		UCLA	MATT BARNES	
St. John's (N.Y.)	KEVIN LOUGHERY		UCLA	HENRY BIBBY	
St. John's (N.Y.)	JAYSON WILLIAMS		UCLA	DON MacLEAN	
St. Joseph's	CLIFF ANDERSON		UCLA	TREVOR WILSON	
St. Joseph's	MIKE BANTOM		UCLA	JRUE HOLIDAY	
St. Joseph's	STEVE COURTIN		UCLA	ASON KAPONO	
St. Joseph's	MATT GUOKAS		UNLV	LOUIS AMUNDSON	
St. Louis	LARRY HUGHES		Utah	JERRY CHAMBERS	
St. Mary's (TX)	ROBERT REID		Utah	TOM CHAMBERS	
San Diego State	MICHAEL CAGE		Utah	ANDRE MILLER	
San Francisco	ED LOFGAN		Utah	KEITH VAN HORN	
San Francisco	MARLON REDMOND		Utah	DANNY VRANES	
San Francisco	FREDDIE SCOLARI		Utah State	SHALER HALIMON	
Santa Clara	DENNIS AWTRY		Vanderbilt	ROD FREEMAN	
Santa Clara	BUD OGDEN		Vanderbilt	CLYDE LEE	
Seattle	CLINT RICHARDSON		Villanova	MICHAEL BRADLEY	
Seton Hall	MARK BRYANT		Villanova	LARRY HENNESSY	
Seton Hall	SAMUEL DALEMBERT		Villanova	WALI JONES	
Seton Hall	JOHNNY MACKNOWSKI		Villanova	BILLY MELCHIONNI	
Seton Hall	GLENN MOSLEY		Villanova	ED PINCKNEY	
Slovenia	Primoz Brezec		Villanova	BOB SCHAFER	
South Alabama	TERRY CATLEDGE		Villanova	TIM THOMAS	
South Alabama	DEXTER SHOUSE		Villanova	JIM WASHINGTON	
South Carolina	MIKE DUNLEAVY		Villanova	HUBIE WHITE	
South Gwinnett HS	LOUIS WILLIAMS		Virginia	MARC IAVARONI	
Southern California	JOHN BLOCK		Virginia Commonwealth	GERALD HENDERSON	
Southern California	SAM CLANCY		Virginia Tech	ALLAN BRISTOW	
Southern California	ALEX HANNUM		Wake Forest	LEN CHAPPELL	
Southern California	CLIFF ROBINSON		Wake Forest	KENNY GREEN	
Southern Mississippi	JOE COURTNEY		Wake Forest	RODNEY ROGERS	
Southern Mississippi	CLARENCE WEATHERSPOON		Washington	BOBBY JONES	
Southwest Louisiana	ANDREW TONEY		Washington	TODD MACCULLOCH	
Stanford	PAUL NEUMANN		Washington	CHRIS WELP	
Stanford	GEORGE YARDLEY III		Washington State	MARK HENDRICKSON	
Syracuse	DAMONE BROWN		West Texas State	MAURICE CHEEKS	
Syracuse	DERRICK COLEMAN		West Virginia State	EARL LLOYD	
Syracuse	BILLY GABOR		West Virginia Tech	SEDALE THREATT	
Syracuse	BILLY OWENS		Westminster	NOBLE JORGENSEN	
Syracuse	LEO RAUTINS		Western Carolina	FRANKIE KING	
Temple	JERRY BASKERVILLE		Western Kentucky	FOREST ABLE	
Temple	WILLIAM CUNNINGHAM		Western Kentucky	BOB LAVOY	
Temple	MARC JACKSON		Western Kentucky	CHUCK OSBORNE	
Temple	OLLIE JOHNSON		Wichita State	NATE BOWMAN	
Temple	AARON MCKIE		Winston Salem	JIM REID	
Temple	TIM PERRY		Wisconsin	AL HENRY	
Temple	JUAN 'PEPE' SANCHEZ		Wisconsin	WES MATTHEWS	
Tennessee	REGGIE JOHNSON		Wofford	JIM NEAL	
Tennessee State	DICK BARNETT		Wright State	BILL EDWARDS	
Tennessee State	MONTI DAVIS		Wyoming	JOSH DAVIS	
Tennessee State	TED McCLAIN		Wyoming	ERIC LECKNER	
Tennessee State	PORTER MERIWETHER		Wyoming	THEO RATLIFF	
Tennessee State	BEN WARLEY		Xavier (Ohio)	TYRONE HILL	
Tennessee Tech	RON FILIPEK		Xavier (Ohio)	LUTHER RACKLEY	
Tennessee-Chattanooga	RUSS SCHOENE				
Texas	JAMES THOMAS				
Texas	LA SALLE THOMPSON				
Texas	B.J. (BRANDON JOE) TYLER				
Texas	ROYAL IVEY				
Texas Christian (TCU)	LEE NAILON				
Texas Tech	MARK DAVIS				

# All-Time Roster



## SIXERS ALL-TIME ALPHABETICAL ROSTER

NAME	# OF SEASONS	YEARS PLAYED	NAME	# OF SEASONS	YEARS PLAYED	NAME	# OF SEASONS	YEARS PLAYED
Abdelnaby, Alaa	1	1994-95	Collins, Doug	8	1973-81	Green, Rickey	1	1990-91
Able, Forest	1	1956-57	Colter, Steve	2	1986-88	Green, Sean	1	1993-94
Alston, Derrick	2	1994-96	Conlin, Ed	4	1955-59	Green, Willie	7	2003-10
Amundson, Louis	2	2006-08	Copeland, Lanard	1	1989-90	Greenspan, Jerry	2	1963-64
Anderson, Cliff	1	1970-71	Corley, Ray	1	1949-50	Greer, Hal	15	1958-73
Anderson, Mitchell	1	1982-83	Costello, Larry	10	1957-67	Guokas, Matt	5	1966-71
Anderson, Ron	5	1988-93	Counts, Mel	1	1972-73			
Ansley, Michael	1	1991-92	Courtin, Steve	1	1964-65			
Askew, Vincent	1	1987-88	Courtney, Joe	1	1996-97	Halbrook, Swede	2	1960-62
Austin, Isaac	1	1993-94	Crawford, Fred	1	1970-71	Halim, Shaler	1	1968-69
Awtrey, Dennis	3	1970-73	Cummings, Terry	1	2001-02	Halliburton, Jeff	1	1972-73
			Cumming, Vonteegeo	1	1965-72	Hamilton, Zendon	1	2003-04
			Cunningham, Billy	9	1965-72, 1974-76	Hannum, Alex	2	1949-51
						Harmon, Jerome	1	1994-95
Bantom, Mike	1	1981-82	Cunningham, William	1	1997-98	Harpring, Matt	1	2001-02
Barkley, Charles	8	1984-92	Cureton, Earl	3	1980-83	Harris, Tony	1	1990-91
Barnes, Matt	2	2004-06	Curry, Michael	1	1993-94	Harrison, Bob	2	1956-58
Barnett, Dick	2	1959-61				Hawkins, Hersey	5	1988-93
Barnett, Jim	1	1976-77				Hayes, Steve	1	1984-85
Barros, Dana	2	1993-95	Dalembert, Samuel	8	2001-10	Henderson, Alan	1	2006-07
Baskerville, Jerry	1	1975-76	Daniels, Lloyd	1	1994-95	Henderson, Alan	1	1987-88
Beck, Ernie	1	1960-61	Davis, Josh	1	2004-05	Henderson, Gerald	2	1987-89
Bell, Raja	2	2000-02	Davis, Mark	2	1996-98	Hendrickson, Mark	1	1996-97
Benjamin, Benoit	2	1997-99	Davis, Monti	1	1980-81	Hennessy, Larry	1	1956-57
Bennett, Elmer	1	1995-96	Dawkins, Darryl	7	1975-82	Henry, Al	2	1970-72
Bianchi, Al	10	1956-66	Dawkins, Johnny	5	1989-94	Hetzl, Fred	1	1969-70
Bibby, Henry	4	1976-80	Dempsey, George	1	1958-59	Heyman, Art	1	1965-66
Block, John	1	1972-73	Dierking, Connie	5	1958-60, 1963-65, 1970-71	Higgins, Sean	1	1995-96
Blount, Corie	1	2001-02				Hill, Tyrone	4	1998-01, 2002-03
Bol, Manute	4	1990-94	Dumas, Richard	1	1995-96	Hinson, Roy	2	1986-88
Booth, Calvin	1	2007-08	Dunleavy, Mike	2	1976-78	Holiday, Jrue	1	2009-10
Bowen, Bruce	1	1999-00	Durrett, Ken	1	1974-75	Hollins, Lionel	3	1979-82
Bowman, Ira	2	1999-00, 2001-02				Holup, Joe	2	1956-58
Boyd, Fred	4	1972-76				Honeycutt, Jerald	1	1998-99
Bradley, Michael	2	2004-06	Earle, Ed	1	1953-54	Hopkins, Bob	4	1956-60
Bradley, Shawn	3	1993-96	Edwards, Bill	1	1993-94	Hoppen, Dave	2	2002-90
Bradtke, Mark	1	1996-97	Edwards, Franklin	3	1981-84	Hornacek, Jeff	2	1992-94
Brand, Elton	2	2008-10	Elie, Mario	1	1990-91	Howell, Bailey	1	1970-71
Branson, Jesse	1	1965-66	Ellis, Leroy	4	1972-76	Hughes, Larry	2	1998-00
Brasco, James	1	1952-53	Elson, Francisco	1	2009-10	Hunter, Steven	2	2005-07
Brezec, Primoz	2	2009-10	Erving, Julius	11	1976-87			
Bridges, Bill	2	1971-73	Evans, Reggie	2	2007-09			
Bristow, Allan	2	1973-75				Iavaroni, Marc	3	1982-85
Brooks, Scott	2	1988-90	Farley, Dick	2	1954-56	Iguodala, Andre	6	2004-10
Brown, Damone	1	2001-02	Farmer, Jim	1	1990-91	Imhoff, Darrall	2	1968-70
Brown, Kedrick	1	2004-05	Filipek, Ron	1	1967-68	Iverson, Allen	12	1996-07, 2009-10
Brown, Mike	1	1995-96	Ford, Alfonso	1	1994-95			
Bryant, Joe	4	1975-79	Foster, Fred	2	1970-72	Ivey, Royal	2	2008-10
Bryant, Mark	1	2002-03	Free, Lloyd (World)	4	1975-78, 1986-87			
Buckner, Greg	2	2002-04	Freeman, Rod	1	1973-74	Jackson, Jaren	1	1994-95
Burford, Rodney	1	2000-01	Furlow, Terry	1	1976-77	Jackson, Jimmy	1	1997-98
Burton, Willie	1	1994-95				Jackson, Luke	8	1964-72
						Jackson, Marc	2	2003-05
						James, Tim	1	2001-02
Cable, Barney	2	1959-61	Gabor, Billy	6	1949-55	Johnson, Clemon	4	1982-86
Cage, Michael	1	1996-97	Gai, Deng	1	2005-06	Johnson, George	1	1984-85
Calabrese, Gerry	2	1950-52	Gaines, Corey	2	1989-90, 1994-95	Johnson, Ollie	2	1980-82
Caldwell, Adrian	1	1996-97	Gambee, Dave	7	1960-67	Johnson, Reggie	1	1982-83
Cannon, Larry	1	1973-74	Geiger, Matt	4	1998-02	Jones, Alvin	1	2001-02
Carney, Rodney	3	2006-08, 2009-10	Gilliam, Armen	3	1990-93	Jones, Bobby	8	1978-86
Carter, Clarence (Butch)	1	1985-86	Gircek, Gordan	1	2007-08	Jones, Bobby	1	2006-07
Carter, Fred	6	1971-77	Gminski, Mike	4	1987-91	Jones, Caldwell	6	1976-82
Catchings, Harvey	5	1974-79	Govedarcia, Bato	1	1953-54	Jones, Charles	1	1983-84
Catledge, Terry	1	1985-86	Graboski, Joe	1	1961-62	Jones, Jake	1	1971-72
Cervi, Al	4	1949-53	Graham, Greg	3	1993-96	Jones, Jumaine	2	1999-01
Chamberlain, Wilt	4	1964-68	Grant, Greg	3	1991-93, 1995-96	Jones, Larry	2	1964-65, 1973-74
Chambers, Tom	1	1997-98	Grant, Harvey	1	1998-99	Jones, Shelton	1	1988-89
Chappell, Len	2	1962-64	Crayner, Jeff	1	1994-95	Jones, Wali	7	1965-71, 1975-76
Cheeks, Maurice	11	1978-89	Green, John	2	1967-69	Jordan, Thomas	1	1992-93
Chollet, Leroy	2	1949-51	Green, Kenny	2	1985-87	Jorgensen, Noble	3	1950-53
Clark, Archie	4	1968-72	Green, Luther	1	1972-73			
Claxton, Speedy	1	2001-02						
Coleman, Ben	2	1987-89						
Coleman, Derrick	6	1995-98, 2001-04						

All-Time Roster

