

2013 MEDIA GUIDE



USL LIVE
.com

ON

UNATION



CATCH

ALL THE

ACTION

LIVE

WWW.USLLIVE.COM



2013 MEDIA GUIDE



UNITED SOCCER LEAGUES

1715 N. Westshore Blvd., Suite 825

Tampa, FL 33607

P: 813.963.3909

F: 813.963.3807

THE DEVELOPMENT LEADER

Though the name has changed since the precursor to the United Soccer Leagues – the Southwest Indoor Soccer League – was founded in 1986, the focus on the developmental side of the game has remained a constant for United Soccer Leagues during its first quarter century. The original vision for USL's system of leagues was eventually to provide teams with the opportunity to create a true soccer pyramid. That vision has become a reality with USL clubs now able to field teams starting at the youth level (Next Generation Series, Super Y League & Super-20 League), through the amateur level (PDL & W-League) and ultimately the professional level (USL PRO & MISL).

In 2013 USL PRO embarks on an exciting partnership with Major League Soccer that will see MLS clubs form direct affiliations with USL PRO clubs and MLS Reserve teams competing against USL PRO teams. Additional details will be announced during 2013.

With soccer's momentum growing at all levels throughout North America and the Caribbean, USL will continue to explore growth opportunities and set the standard for the quality of the action on the field and the level of service provided to clubs by the dedicated staff at USL's league headquarters in Tampa, Fla.

ACKNOWLEDGEMENTS

Special Thanks: USL Staff, U.S. Soccer, Major League Soccer, Canadian Soccer Association, CONCACAF Photography Thanks for Media Guide and USLsoccer.com - MLS, USSF, CSA, Getty Images

© 2013 United Soccer Leagues, LLC, All rights reserved.

*** ALL SCHEDULES IN ET & SUBJECT TO CHANGE**

© 2013 United Soccer Leagues, LLC, All rights reserved. Confidential: do not copy or redistribute.



TABLE OF CONTENTS

- Growing the Game.....4
- USL Online5
- Expanding International Horizons.....6
- League Alignments.....7
- About USL.....8
- Key Dates/NuRock Soccer Holdings.....9
- Contact USL.....10
- USL Staff.....11-15
- US Soccer Federation.....16
- US Open Cup.....17
- Open Cup History.....18

USL PRO

- USL PRO21
- 2012 USL PRO Championship.....22
- Antigua Barracuda FC.....23
- Charleston Battery.....24
- Charlotte Eagles.....25
- Dayton Dutch Lions.....26
- Harrisburg City Islanders.....27
- LA Blues.....28
- Orlando City.....29
- Phoenix FC Wolves30
- Pittsburgh Riverhounds.....31
- Richmond Kickers.....32
- Rochester Rhinos.....33
- VSI Tampa Bay FC34
- Wilmington Hammerheads.....35

MLS

- MLS Partnership37
- MLS Directory38-39
- Stabilizing Force40-41

MISL

- MISL.....43

PDL

- 2012 PDL Championship.....45
- Austin/Baltimore.....46
- Bermuda/BYU.....47
- Carolina/Central Jersey.....48
- CFC/Chicago Fire.....49
- Chicago Inferno/Des Moines.....50
- El Paso/F.A. Euro – NY Magic51
- FC Tucson/Forest City.....52
- Fort Lauderdale /Fresno.....53
- GPS Portland/Houston.....54
- IMG Academy/Jersey.....55
- Kansas City/K-W United.....56
- Kitsap/LA Misioneros.....57
- Laredo/Long Island.....58
- Michigan/Mississippi.....59
- NJ LUSO/North Sound.....60
- Northern Virginia/OC Blues.....61
- Ocala/Ocean City.....62
- Oklahoma city/Orlando City.....63
- Ottawa/Panama City Beach.....64
- Portland/Reading.....65
- Real Boston/Real Colorado.....66
- River City/SC United.....67
- Seacoast United/Sounders FC.....68
- So. California/So. West Virginia.....69
- Springfield/St. Louis.....70
- SW Florida/Thunder Bay.....71
- Toronto/Vancouver.....72
- Ventura County/Vermont.....73
- Victoria/Virginia Beach.....74





TABLE OF CONTENTS



VSI Tampa Bay/Washington.....	75
West Texas/West Virginia.....	76
Westchester/Western Mass.....	77
WSA Winnipeg.....	78

W-LEAGUE

2012 W-League Championship.....	80
Atlanta/Bay Area.....	81
Carolina Elite/Charlotte.....	82
Colorado Rapids/Colorado Rush.....	83
Dayton/Fredericksburg.....	84
K-W United/LA.....	85
Laval/London.....	86
Long Island/New Jersey.....	87
New York – F.A. Euro/North Jersey.....	88
Ottawa/Pali.....	89
Quebec City/Santa Clarita.....	90
Seattle/Toronto.....	91
Virginia Beach/VSI Tampa Bay.....	92
Washington Spirit.....	93

SUPER-20 LEAGUE & SUPER Y-LEAGUE

About Super Y.....	95
About Super-20.....	96
About NGS.....	97
SYL First 11.....	98
S20 First 11.....	99
SYL ODP.....	100
2012 SYL North American Finals.....	101-107
2012 Super-20 Finals.....	108-109
All-Time Youth Champions.....	110

MBS

About Major Beach Soccer.....	112
-------------------------------	-----

GENERAL INFO

2013 Rules.....	114-115
USL Hall of Fame.....	116-119
USL Timeline.....	120
2012 Attendance.....	121
USL PRO History.....	122-23
USSF D2 PRO League.....	124
USL-1 History.....	125-137
USL-2 History.....	138-148
PDL History.....	149-168
W-League History.....	169-182
USL Partners.....	183
Federation Directories.....	184





GROWING THE GAME

When USL launched its outdoor program in 1989, there were only 19 professional soccer teams in the country and no organized lower divisions for the sport. That eight-team USL outdoor league has grown into the 65-team Premier Development League while USL has developed into one of the most sophisticated sports organizations in the U.S. and Canada. Today, USL oversees the development of players, coaches, referees and administrators that participate in six different leagues that encompass more than 100 men's and women's franchises and more than 500 youth teams.



Always a pioneer in the sport, USL launched the W-League in 1995 - long before women's professional soccer was born - and created the first national youth league with the Super Y-League in 1999. In 2013 USL will, through a partnership with IMG Academy, set a new standard for youth soccer with the debut of the Next Generation Series, which will change the way players, coaches, parents and clubs view youth development.

USL has seen many of its players go on to represent their countries in international competition. During the current 2014 World Cup qualifying tournament, the U.S. Men's National Team will feature many players who have developed through the USL system including Tim Howard, Jozy Altidore, Geoff Cameron, Graham Zusi and Sacha Kljestan. Canada continues to be led by 2011MLS Most Valuable Player Dwayne De Rosario. The list includes veterans who got their break in the professional game in the USL First Division, such as De Rosario with the Richmond Kickers, to Premier Development League products like Cameron, Zusi and Kljestan.

Leading the charge as the first generation of Super Y-League alums to reach the world stage was Altidore. The vertically-integrated structure of USL has been in place for a decade and the dividends of the early years are already beginning to show. With USL and Major League Soccer teams focused on growing the game through a dedicated pyramid of soccer leagues from the youth ranks to the pros, future generations will continue to improve, year after year and tournament after tournament.

The dedication USL has shown to the women's game through the W-League has paid off for not only the U.S. and Canadian Women's National Teams, but also for players from other countries. At the 2011 Women's World Cup in Germany, 62 former W-League players took to the field, including the United States' Abby Wambach, Christie Rampone and Alex Morgan, Canada's Christine Sinclair and Japan's Homare Sawa, who was named the FIFA Women's World Player of the Year after leading her nation to victory.

In January of 2013, the Major League Soccer SuperDraft saw 27 former PDL and super-20 League players selected, including No. 1 selection Andrew Farrell of the River City Rovers and IMG Academy Bradenton, and the NWSL Draft featured 17 former W-League players, including No. 1 selection Zakiya Bywaters of the LA Strikers.





USLSOCCER.COM

USLsoccer.com is a network of league-specific websites, providing fans of each of USL's leagues a distinctly branded home base on the web. The USL Soccer Network features a distinct USLsoccer.com home page encompassing all of USL's professional and amateur leagues, and it offers unique sites for each league as well. Redesigned in 2010, the sites offer easier navigation, new and improved content options and a unique league brand for soccer fans to connect with while continuing to provide all the latest news, scores and features from throughout USL.

The six stand-alone sites feature USL PRO, the MISL, the PDL, the W-League, the Next Generation Series and USL Youth Development. An easy-to-use drop down box allows fans to navigate back and forth between the various league sites on the USL Soccer Network.

Fans visiting the USL PRO, MISL, PDL, W-League, NGS and Youth Development sites will receive the latest news and notes regarding each league as well as team and player information, schedules, stats and

standings. The "News" tab offers fans access to all the scores and highlights from national and international events featuring USL clubs, such as the Lamar Hunt U.S. Open Cup.

The "Events" tab is where fans can go for features and info about annual USL events such as the Super Y-League North American Finals, men's and women's player combines and the Super Y-League ODP showcases.



JOIN US NOW!



USL on Facebook

www.facebook.com/USLsoccer
www.facebook.com/USLPRO
www.facebook.com/MajorIndoorSoccerLeague
www.facebook.com/USLPDL
www.facebook.com/USLWLeague
www.facebook.com/SUPER20League
www.facebook.com/SUPERYLeague
www.facebook.com/NGSsoccer
www.facebook.com/MajorBeachSoccer



USL on Twitter

@USLsoccer
@USLPRO
@MISLsoccer
@USLPDL
@USLWLeague
@Super20League
@SuperYLeague
@NGSsoccer



USL on UNATION

<http://www.unation.com/USLsoccer>
<http://www.unation.com/MISLSoccer>



YouTube Channel

www.youtube.com/UnitedSoccerLeagues



EXPANDING INTERNATIONAL HORIZONS

EXPANDING INTERNATIONAL HORIZONS

USL has long been a leader when it comes to international influence of players, clubs, and executives in North America. Given the organization's unique landscape of clubs from the youth to professional ranks, USL provides many opportunities for foreign clubs to develop affiliations and partnerships with its franchises.

Identifying talented players and creating new commercial opportunities is a priority for clubs around the world, and USL provides clubs the best platform to connect these opportunities with clubs that desire to have a presence in North America.

In 2008, USL embarked on an international development initiative to connect USL clubs with foreign counterparts. As part of this initiative, USL partnered with Beswicks Sports, the specialist sports division of the United Kingdom-based legal group Beswicks. As USL's representative in the UK to broker partnerships between British football clubs and USL franchises, Beswicks Sports has been able to open up new avenues for clubs from across the Atlantic to make new professional partnerships.

The partnership with Beswicks Sports paid immediate dividends for USL, formalizing affiliations with English clubs such as Burnley and Stoke City FC. In addition, Beswicks was integral to the hiring of former West Ham United player Anthony Hudson when he took the coaching reins at Real Maryland FC of the USL Second Division for the 2009 season.



More recently, Beswicks helped broker the deal that led to UK-based VisionPro Sports Institute's 2011 partnership with USL, resulting in plans for a boys academy and the announcement of new teams in USL PRO, the PDL, the W-League and the Super-20 League.

"Forming strategic partnerships with European professional clubs is something we recognize is vital to our growth in the future, at the league and club level," USL Senior Director of International Development Francisco Marcos said.

"The interest levels in USL and its various leagues have never been higher throughout Europe," said Gary Mellor, partner at Beswicks. "European clubs recognize that USL provides them with unequalled access to North American young talent as well as the opportunity to forge strategic partnerships and the commercial opportunities that follow."





LEAGUE ALIGNMENT

USL PRO

Antigua Barracuda FC
 Charleston Battery
 Charlotte Eagles
 Dayton Dutch Lions
 Harrisburg City Islanders
 Los Angeles Blues
 Orlando City Lions

Phoenix FC Wolves
 Pittsburgh Riverhounds
 Richmond Kickers
 Rochester Rhinos
 VSI Tampa Bay FC
 Wilmington Hammerheads

MISL

Baltimore Blast
 Chicago Soul
 Milwaukee Wave
 Missouri Comets

Rochester Lancers
 Syracuse Silver Knights
 Wichita Wings

PDL

CENTRAL CONF.

Great Lakes Division

Chicago Fire
 Chicago Inferno
 Forest City London
 K-W United FC
 Michigan Bucks
 River City Rovers
 Toronto Lynx

Heartland Division

Des Moines Menace
 Kansas City Brass
 Real Colorado Foxes
 Springfield Demize
 St. Louis Lions
 Thunder Bay Chill
 WSA Winnipeg

NORTHEASTERN CONF.

Northeast Division

CFC Azul
 GPS Portland Phoenix
 Ottawa Fury
 Real Boston Rams
 Seacoast United Phantoms
 Vermont Voltage
 Western Mass Pioneers

Mid Atlantic Division

Baltimore Bohemians
 Bermuda Hogges
 Central Jersey Spartans
 F.A. Euro – New York Magic
 Jersey Express
 Long Island Rough Riders
 NJ LUSO Rangers FC
 Ocean City Nor'easters
 Reading United AC
 Westchester Flames

South Atlantic Division

Carolina Dynamo
 Northern Virginia Royals
 SC United Bantams
 Southern WV King's Warriors
 Virginia Beach Piranhas
 West Virginia Chaos

SOUTHEASTERN CONF.

Mid South Division

Austin Aztex
 El Paso Patriots
 Laredo Heat
 Oklahoma City FC
 Houston Dutch Lions
 West Texas United Sockers

Southeast Division

Ft. Lauderdale Schulz Acad.
 IMG Academy Bradenton
 Mississippi Brilla
 Ocala Stampede
 Orlando City U23
 Panama City Beach Pirates
 SW Florida Adrenaline
 VSI Tampa Bay FC

WESTERN CONF.

Northwest Division

Kitsap Pumas
 North Sound SeaWolves FC
 Portland Timbers U-23s
 Sounders FC U23
 Vancouver Whitecaps FC U-23
 Victoria Highlanders FC
 Washington Crossfire

Southwest Division

BYU Cougars
 FC Tucson
 Fresno Fuego
 LA Misioneros FC
 OC Blues Strikers FC
 So. Cal. Seahorses
 Ventura County Fusion

W-LEAGUE

CENTRAL CONF.

K-W United FC
 Laval Comets
 London Gryphons
 Ottawa Fury
 Quebec City Amiral
 Toronto Lady Lynx

EASTERN CONF.

Northeast Division

Fredericksburg Impact
 Long Island Rough Riders
 New Jersey Wildcats
 New York Magic – F.A. Euro
 North Jersey Valkyries
 Virginia Beach Piranhas
 Washington Spirit Reserves

Southeast Division

Atlanta Silverbacks
 Carolina Elite Cobras
 Charlotte Lady Eagles
 Dayton Dutch Lions
 VSI Tampa Bay FC

WESTERN CONF.

Bay Area Breeze
 Colorado Rapids Women
 Colorado Rush
 LA Strikers
 Pali Blues
 Santa Clarita Blue Heat
 Seattle Sounders Women



ABOUT USL

USL has become the largest organization of elite-level soccer leagues in North America by building on the vision, commitment, and passion of players, fans and investors. Now in its third decade of operation, USL continues to be a driving force in the growth of soccer in the United States, Canada and Caribbean. USL provides a clearly defined path for the progression of male and female soccer players beginning at the youth level (Super Y-League/Super-20 League/NGS), continuing through the amateur level (PDL/W-League) and up to the professional level, both outdoor and indoor (USL PRO/MISL). A platform for countless players to reach for their dreams each year, USL is devoted to developing the sport at the grassroots level in every community across the region.



USL PRO

USL PRO is the strongest, best operated and most experienced North American men's professional soccer league below MLS, both on and off the field. In 2013 USL PRO begins a groundbreaking, multi-year partnership with MLS that will enhance the development of professional players in North America, strengthen the competition in both leagues, and establish a solid foundation for future collaboration. Focused on franchise stability and longevity, USL PRO will feature 13 teams participating in the 2013 season, including expansion teams in Phoenix and Tampa. The league is focused on aggressive but deliberate growth by adding teams fully capable of meeting USL and US Soccer standards, which are located in markets that further promote regional league play. In addition to league play, USL PRO teams will compete in the Lamar Hunt U.S. Open Cup as well as various domestic and international exhibitions. USL PRO is the longest-standing pro league affiliate member of US Soccer.



MISL

USL acquired the Major Indoor Soccer League (MISL) in May, 2011 and began operating North America's most storied and tradition-rich professional indoor soccer league for the 2011-12 season. The MISL represents the top level of professional indoor soccer in North America and currently consists of seven franchises. The league roster includes franchises in Baltimore, Chicago, Kansas City, Milwaukee, Rochester, Syracuse and Wichita.



PDL

The top developmental men's league in North America, the 2013 PDL features 65 teams within four conferences throughout the United States and Canada. The PDL season consists of 14 regular season matches for each team, seven home and seven away, and provides elite collegiate players the opportunity to taste a higher level of competition while maintaining their eligibility. In addition to league play, PDL teams compete in the Lamar Hunt U.S. Open Cup as well as various exhibitions. The PDL has proven to be an important stepping-stone for top professionals now playing throughout the world.



W-LEAGUE

The W-League is the first and longest-standing women's soccer league in North America. The 2013 W-League campaign will feature 25 teams in three regional conferences playing 10-12 regular season matches. Featuring current and former international and professional stars, the W-League also provides elite amateurs the opportunity to compete while maintaining their eligibility as college student-athletes. The league is recognized throughout the world for providing superior competition for female players, while offering affordable family entertainment for fans throughout North America.



SUPER-20 LEAGUE

As the longest standing and most sophisticated U20 men's and women's North American amateur league, the Super-20 League provides the platform for top 17- to 20-year-olds in the United States and Canada to compete at the elite level. While serving as a reserve team system for many W-League and PDL teams, the USL Super-20 League features teams competing in regional divisions, playing in 8-10 regular season matches throughout the summer months.



ABOUT USL



SUPER Y-LEAGUE

Founded in 1999, the Super Y-League is dedicated to the progression of future professional players. Averaging 700 teams since 2004, the Super Y-League has steered the course for development of elite clubs, players, and coaches. Affiliated with U.S. Soccer, the Super Y-League ODP Program has opened countless doors for players to be identified for U.S. National Team programs. The Super Y-League contains the youth academies of Major League Soccer clubs, USL PRO clubs, PDL and W-League clubs. The league also serves clubs looking to develop the game from the ground up. Top youth academies such as the Chicago Magic, Mass Premier Soccer and TSF Academy have been members of the league for several seasons. USL's Super Y-League has revolutionized youth player development in North America.



NEXTGEN

The NGS is an exciting, new youth soccer initiative undertaken by USL and IMG Academy, established to provide clubs the opportunity to take part in an elite-level league for U12 and U14 boys and girls. The NGS will take a developmental approach which engages the player, coach, and parent, while facilitating player growth across 10 important disciplines. These disciplines will be conducted by world-renowned experts in their respective areas of performance, and will include Ignite360 athletic assessment, physical and mental conditioning, technical skill development, tactical development, and vision development; as well as instruction about nutrition, leadership, on-field communication, and injury prevention. Teams will participate in an eight-month season featuring two evaluation/competition events at IMG, and top players will be identified through the NGS Player Tracking Program and invited to attend the NGS ID Training Camp at IMG.

2013 IMPORTANT DATES

March 23.....	USL PRO Season Opens	July 19-21....	W-League Conference Tournaments
April 1.....	SYL Season Opens	July 21.....	PDL Regular Season Ends
May 4.....	PDL Season Opens	July 30.....	USL PRO Roster Freeze
May 7.....	U.S. Open Cup Play-In Round	July 22-28.....	PDL Playoffs
May 11.....	W-League Season Opens	July 26-28....	W-League Championship Final Four
May 14.....	U.S. Open Cup Round 1	August 2-4.....	PDL Championship
May 15.....	Super-20 Season Opens	August 7.....	U.S. Open Cup Semifinals
May 21.....	U.S. Open Cup Round 2	August 17.....	USL PRO Regular Season Ends
May 28.....	U.S. Open Cup Round 3	August 23-25.....	USL PRO Quarterfinals
June 12.....	U.S. Open Cup Round 4	August 30-Sept. 1.....	USL PRO Semifinals
June 26.....	U.S. Open Cup Quarterfinals	September 6-8.....	USL PRO Championship
July 7.....	Super-20 Season Ends	Mid-September.....	SYL Season Ends
July 10.....	W-League Roster Freeze	October 1-2.....	U.S. Open Cup Final
July 14.....	W-League Regular Season Ends	December 12-15.....	USL Annual General Meeting
July 17.....	PDL Roster Freeze	December.....	SYL North American Finals
July 18-21.....	Super-20 League Championships		

NUROCK SOCCER HOLDINGS

NuRock Soccer Holdings acquired USL from NIKE in August of 2009. Based in Atlanta, NuRock is led by Rob Hoskins and Alec Papadakis.

As Chairman of NuRock, Hoskins is one of the country's largest and most respected real estate developers in residential housing, and brings his valuable management and branding experience to the soccer industry. Papadakis, Chief Executive Officer and Managing Partner of NuRock Soccer Holdings, is a franchise attorney who played soccer both collegiately and professionally in the U.S.

USL's day-to-day operations take place at its corporate headquarters in the thriving Westshore Business District, adjacent to Tampa International Airport. In addition to new headquarters, NuRock Soccer Holdings has enhanced the USL business model with the additions of experienced team services staff in the areas of league operations, creative services, communications & new media, marketing, franchise & sponsorship sales, and registration.



ABOUT USL

EXECUTIVE MANAGEMENT

Chairman.....Rob Hoskins
 Chief Executive Officer.....Alec Papadakis
 President.....Tim Holt

USL COMMUNICATIONS

Director of Communications.....Jay Preble
 Director, New Media.....Seth Witkowicz
 Coordinator, Communications.....Nicholas Murray

USL CONTACT INFORMATION

United Soccer Leagues
 1715 N. Westshore Boulevard, Suite 825
 Tampa, FL 33607

P: (813)963-3909
 F: (813)963-3807

www.uslsoccer.com



NAME & TITLE

EMAIL

PHONE

Alec Papadakis, Chief Executive Officer	alec.papadakis@uslsoccer.com	813.963.3909
Tim Holt, President	tim.holt@uslsoccer.com	813.269.1348
Natalie Akula, Director, Super Y-League & ODP	natalie.akula@uslsoccer.com	813.269.1351
Casey Armstrong, Director, Creative Services	casey.armstrong@uslsoccer.com	813.269.1358
Jason Arnold, Sr. Director, USL Youth Leagues	jason.arnold@uslsoccer.com	813.269.1353
Brian Bachelder, Manager, Super Y-League & ODP	brian.bachelder@uslsoccer.com	813.269.1349
Amanda Duffy, Senior Director, W-League	amanda.duffy@uslsoccer.com	813.269.1356
Elizabeth Eastman, Player Reg./AGM Coordinator	elizabeth.eastman@uslsoccer.com	813.269.1352
Chris Economides, Sr. Director, USL PRO & MISL	chris.economides@uslsoccer.com	813.269.1355
Brad Freeman, Controllor	brad.freeman@uslsoccer.com	813.269.1344
Chris Keeney, Regional Representative	chris.keeney@uslsoccer.com	832.457.4845
Peter Mellor, National Technical Director	peter.mellor@uslsoccer.com	813.269.1342
Nicholas Murray, Coordinator, Communications	nicholas.murray@uslsoccer.com	813.269.1350
Nick Papadakis, Director of Commercial Services	nick.papadakis@uslsoccer.com	813.849.0583
Jay Preble, Director, Communications	jay.preble@uslsoccer.com	813.269.1343
Steven Short, Dir., League Growth & Partnership	steven.short@uslsoccer.com	813.269.1359
Abe Thompson, Director, NGS	abe.thompson@uslsoccer.com	813.849.0578
David Wagner, Legal Counsel, Pro Leagues Ops Dir.	david.wagner@uslsoccer.com	813.269.1341
David Winner, Regional Representative	david.winner@uslsoccer.com	813.466.9892
Seth Witkowicz, Director, New Media	seth.witkowicz@uslsoccer.com	813.269.1345



USL STAFF

ALEC PAPADAKIS – CHIEF EXECUTIVE OFFICER

As Chief Executive Officer of USL, Papadakis serves as USL's top executive as well as a managing owner. Also the Chief Executive Officer and Managing Partner of NuRock Soccer Holdings, Papadakis has 35 years of domestic and international experience as a franchise attorney.

As a player in the North American Soccer League for the Atlanta Chiefs and the Boston Minutemen, Papadakis had a long, successful career in the United States at the collegiate and professional level, earning numerous accolades. He played in Atlanta for three seasons, the first two with the Chiefs and the third with the Apollos, appearing in 39 games. He finished his career with the Boston Minutemen in 1974. His teams captured conference regular season championships in 1971 and 1974.

Papadakis attended Hartwick College (New York) where he was a three-time First Team All-American. He received his law degree in 1976 at the University of Akron, where he also served as an assistant soccer coach.



TIM HOLT – PRESIDENT

Tim Holt joined USL in 1999 originally serving as the A-League & Super Y-League Operations Director. He added the responsibilities of overseeing the operations of all USL senior leagues in 2002 and was named Vice President in 2004. Holt became President following the acquisition of USL by NuRock Soccer Holdings in 2009.

Holt's numerous responsibilities include the day-to-day management of USL business operations, developing and implementing the strategic plan for all USL leagues, the supervision of compliance with league regulations and policies, franchise relations, personnel management and regular communication with the leadership of the US, Canada, Bermuda and Antigua & Barbuda Federations. During his period of leadership with USL, the organization has become the largest system of elite soccer leagues in North America.

Holt served on the US Soccer Federation (USSF) Board of Directors from 2003-06, and is currently Co-Chairman of the Lamar Hunt US Open Cup Committee. Holt also serves USSF as a member of its Professional Council and has been a member of its Credentials and Open Cup Disciplinary Committees. From 2005-09, he was the Men's Professional Representative on the National Soccer Coaches Association of America (NSCAA) Board of Directors. In 2006, Holt was named one of Soccer America's 'Rising Stars,' recognizing the top American soccer executives under the age of 35, and has an extensive network of relationships at all levels of American soccer.

A native of suburban Philadelphia and product of the respected FC DELCO youth club in eastern Pennsylvania, Holt is a member of the Radnor (PA) High School Soccer Hall of Fame and still ranks amongst the school's all-time top leading scorers. Holt graduated from Penn State University with a BS in Management and went on to earn his Masters Degree in Sport Administration at Florida State University.





USL STAFF

LEAGUE DIRECTORS

CHRIS ECONOMIDES – SENIOR DIRECTOR, USL PRO AND MISL

A member of the USL Hall of Fame as a Builder, the former co-owner and co-founder of both the Rochester Rhinos and Carolina RailHawks joined USL in November of 2008. He was a regular member of the USL-1 Executive Committee and helped guide the Rhinos to four league and Open Cup championships. His success helped earn recognition on Street & Smith's Sports Business Journal's Top 40 Under 40 list of sports executives in 1999 and the 2001 USL-1 Executive of the Year honor.



AMANDA DUFFY – SENIOR DIRECTOR, W-LEAGUE

Duffy took over as senior director of the W-League in September of 2010 after three seasons managing the operations of USL Second Division while also overseeing the operations of USL First Division in 2008. The former W-League player helped guide the Hampton Roads Piranhas to their only league championship as well as 21-game undefeated and 23-game unbeaten streaks. She also played with the Raleigh Wings and Central Florida Krush, and amassed an overall 51-7-3 W-League. Duffy also spent time with the Carolina Courage of WUSA before ending her playing career after one season with Danmarks IF in Sweden. An East Carolina University graduate, Duffy concluded her college career as the leader in career goals and single-season goals as well as career points, and received honors from NSCAA, Soccerbuzz and Conference USA before serving as a graduate assistant coach for the program and earning her Masters Degree in Sports Management. In 2012 she became the first women's soccer player inducted into the ECU Athletics Hall of Fame.



JASON ARNOLD – SENIOR DIRECTOR, USL YOUTH LEAGUES

A three-time NCAA College Cup final four participant with the University of Maryland, Arnold joined USL in 2010 as USL PRO & MISL Operations Manager and was named to his current post in March, 2012. Arnold works with Abe Thompson, Natalie Akula and Bryan Bachelder to steer the course for the development of elite clubs, players and coaches throughout North America. Prior to joining USL Arnold, a Virginia native who won a National Championship at the youth level with the Braddock Road Warhawks, served as program director for i9 Sports Tampa Bay. He received his B.A. in Criminology & Criminal Justice from Maryland in 2004.



ABE THOMPSON – DIRECTOR, NGS

MLS veteran Abe Thompson joined the USL management team in October of 2012 and serves as NGS Director, overseeing all matters related to NGS administration, operations, and competition. He is also involved with the continued growth and development of the Super-20 League under the direction of USL Youth Leagues Senior Director Jason Arnold. Thompson joined USL following an eight-year professional career including time with FC Dallas, Kansas City and Houston in MLS. As a youth player, Thompson played with the U.S. U17 National Team and captured the 1999 USYS U17 national championship with the Braddock Road Warhawks. Collegiate, Thompson was a NSCAA third team All-America selection, an All-ACC first team selection, and a two-time Hermann Trophy semifinalist at the University of Maryland.





USL STAFF

TEAM SERVICES STAFF

NATALIE AKULA – DIRECTOR, SUPER Y-LEAGUE & ODP

Natalie Akula joined USL as Director, Super Y-League & ODP, in April of 2012. With vast experience on the team side of sports operations and administration, Akula has spent the past several years working in professional soccer including time with the franchises in Boston (WPS) and New York (USL PRO).

In addition, she is a veteran certified athletic trainer who has worked with several US Soccer National Teams and earned her Sports Management MBA from San Diego State University.



CASEY ARMSTRONG – DIRECTOR, CREATIVE SERVICES

Armstrong joined USL in March, 2010 after three years as a creative designer for the NFL's Tampa Bay Buccaneers. She manages and designs USL print and graphics projects while working with team marketing and communications representatives to provide enhanced support and guidance for all team creative projects. She has also developed style guides and templates for team use in operations, marketing and communications, and assists expansion franchises in brand creation. Prior to joining the Buccaneers Armstrong served as senior graphic designer for Westgate Resorts. A graduate of the University of Central Florida (Graphic Design), Armstrong founded Jet Set Designs in 2003.



BRYAN BACHELDER – MANAGER, SUPER Y-LEAGUE & ODP

Bachelor joined USL as Manager, Super Y-League & ODP in February of 2012. Bryan previously served as the Operations Intern for the Super Y-League from May-December, 2010. Prior to joining USL, Bryan spent two years working for the Marketing Department of Liberty University Athletics, a Division I member of the Big South Conference. During his time there, he oversaw in-game promotional activities, advertisement distribution, and volleyball game-day operations. He also interned for the Big South Conference, coordinating Big South promotions within Liberty University's athletic events. He completed his B.S. in Sport Management at Liberty University in 2011.



ELIZABETH EASTMAN – PLAYER REGISTRAR & AGM COORDINATOR

A graduate of Sacred Heart University's John F. Welch College of Business (Fairfield, CT), Eastman joined the USL staff in 2011. She earned a Bachelor of Science in both Sport Management and Business Administration at Sacred Heart, and was a John F. Welch Scholar, Gold Medal recipient in Sport Management, and a member of the NCAA Division I women's soccer team and women's softball team. Eastman previously worked with the American Hockey League's Bridgeport Sound Tigers, the U.S. Soccer Federation's Referee Program, and Sacred Heart University's Athletics Department.



BRAD FREEMAN – CONTROLLER

Freeman joined USL as controller in 2011 and oversees all accounting, human resources and IT functions for the organization. After graduating from Florida State University, Freeman joined Vestal & Wiler in Orlando then later Deloitte & Touche in Tampa where he serviced clients in the manufacturing, real estate development, utilities, hospitality, and insurance industries. Freeman later became the Florida Controller for Anthony & Sylvan Pools, a national manufacturer of pools.





USL STAFF

CHRIS KEENEY – REGIONAL REPRESENTATIVE, SOUTHWEST

Respected soccer executive Chris Keeney was named USL's Southwest Regional Representative in May, 2012. Keeney is Founder and CEO of A3 Sports Consulting, which serves as a USL-endorsed team services agency. In his role with USL, Keeney works and collaborates with local and regional soccer organizations and businesses to support, promote and grow the USL pyramid of development at all levels through grassroots efforts. Currently managing partner of FC Tucson of the USL PDL, Keeney is a 17-year veteran of professional sports having previously worked for the Columbus Crew, Real Salt Lake and D.C. United of the MLS and the NFL's Houston Texans. Keeney received his MS in Marketing from Florida State University in 1992 and an MBA from George Mason University in 1996.



PETER MELLOR – NATIONAL TECHNICAL DIRECTOR

A former professional goalkeeper and longtime member of the U.S. National Team coaching staff, Mellor became USL's first national technical director in February of 2010. A staff coach with the United States Soccer Federation since 1992, Mellor manages the technical aspects of USL's player development programs and assists USL teams in scouting, development and advancement of players. A professional goalkeeper for two decades, Mellor played 17 years in the top three tiers of English professional soccer with Manchester City, Burnley, Fulham, Hereford United and Portsmouth, as well as a stint playing in the NASL in 1981 for the Edmonton Drillers. He also served as the England U-23 National Team goalkeeper from 1969-70. Mellor also played for Fulham against West Ham in the prestigious 1975 FA Cup Final at Wembley stadium in London England.



Mellor's acclaim in the USA, however, is for his coaching. He joined the U.S. National Team staff in 1992 and became one of the foremost goalkeeping instructors in the United States. He has worked with every level of the US Men's National Team program and was an assistant and goalkeeping coach with the U17 residency program from 1999-2003, and was an assistant coach for the 2000 USA Men's Olympic Team which finished fourth in Australia. In 2003 Mellor then moved on to an assistant coach position with Real Salt Lake (MLS).

NICHOLAS MURRAY – COORDINATOR, COMMUNICATIONS

Murray joined USL in 2010 from The Tampa Tribune, where he spent eight years as both a freelance sports reporter and staff member. While there he served as the beat writer for the USSF Division 2-Pro League while also being the lead writer for prep soccer and an assistant editor. Murray has covered multiple Florida high school championship games, SYL North American Finals and Disney Soccer Showcases. He also covered the 2009 NCAA Division II Men's and Women's Final Four. Murray has contributed to ESPN HS, and had his work appear in the Newark Star-Ledger, the Daytona Beach News-Journal, the Austin American-Statesman, the Miami Herald, the Fort Lauderdale Sun-Sentinel and the Manchester Evening News (England).



NICK PAPADAKIS – DIRECTOR OF COMMERCIAL SERVICES

Papadakis joined USL in 2012 and manages all purchasing of equipment and merchandise at USL events. He is also responsible for managing, negotiating and arranging housing for all teams and guests attending USL events. Papadakis graduated from Hartwick College in Oneonta, New York where he excelled in soccer, was twice named an All American and was inducted into the school's soccer hall of fame. He is also a member of the Winnipeg, Canada sports Hall of Fame. After college Papadakis played seven years professionally with the Atlanta Chiefs and also played for the Canadian National Team. In 1976 he opened a soccer retail store in Atlanta, Georgia and by 1985 the company had grown to one of the largest soccer retail outlets in the country with 33 company and franchise stores.





USL STAFF

JAY PREBLE – DIRECTOR, COMMUNICATIONS

Preble joined USL as director of communications in 2010 after 13 years in a similar role with the Tampa Bay Lightning of the National Hockey League. He oversees the development of strategic communications plans for all USL leagues and teams as well as USL's team services plan to increase media relations efforts. He also serves as USL's main contact for national and international media. A 1992 graduate of the University of South Florida (Mass Communications/Public Relations), the South Florida native also previously worked as a sports writer for The Tampa Tribune and The Associated Press. He is a board member for Countryside High School Girls Soccer, and serves as a volunteer PR representative for Chargers SC in Clearwater, Fla.



STEVEN SHORT – DIRECTOR, LEAGUE GROWTH & PARTNERSHIPS

Short joined USL in 2010 and is focused on driving USL's expansion into current and new markets. In addition to league growth, Short is also responsible for effectively partnering with external businesses in order to promote USL. A native of Louisville, Kentucky, Short previously served as a marketing assistant with multiple organizations including the University of Tennessee Athletic Department and Electronic Arts, and served as an event management intern with Disney Sports Attractions. He is a graduate of the University of Tennessee where he earned a Master of Science in Sport Management ('05) and a Bachelor of Science in Communications and Public Relations ('03).



DAVID WAGNER – LEGAL COUNSEL & PRO LEAGUES OPERATIONS DIRECTOR

Wagner joined USL in June 2010 and works with Chris Economides on USL PRO and MISL operations while also overseeing the company's legal department, administering all of USL's franchise documents, contracts and trademarks. Wagner, who served as a league operations intern for USL in 2008, obtained his law degree in 2010 from Syracuse University College of Law and his Bachelor of Science in Business Administration in 2007 from SUNY Geneseo. He received a master's in Media Management from Syracuse University's S.I. Newhouse School of Public Communications. He also interned with the operations department of the Kansas City Wizards of MLS in 2009.



DAVID WINNER – REGIONAL REPRESENTATIVE, TEXAS/MID-SOUTH

Highly respected youth, college and professional coach David Winner joined USL in July of 2011 as a regional representative for the Texas/Mid-South region, including New Mexico, Oklahoma, Louisiana and Arkansas. In his role, Winner works and collaborates with local and regional soccer organizations and businesses to support, promote and grow the USL pyramid of development at all levels through grassroots efforts. Winner played professionally in both USL and MLS from 1996-2001, and is a longtime club, high school, college and professional coach. Winner was a member of the 1994 University of Tampa NCAA Division II national championship squad.



SETH WITKOWICZ – DIRECTOR, NEW MEDIA

Witkowicz joined the USL staff in early June of 2008 and was named director, new media in 2010. In addition to managing the social media efforts of USL and its teams, Witkowicz oversees all broadcasting efforts for the league. A native of Lincoln, Nebraska, the University of Nebraska graduate completed his graduate studies at the University of Miami and St. Gregory the Great Seminary in Seward, Nebraska. He previously served a three-year stint as the director of communications with the American Council of Engineering Companies in Lincoln and had a two-year stop in Miami as a Public Relations Associate with the Miami-Dade County Health Department.





ABOUT THE U.S. SOCCER FEDERATION

As the governing body of soccer in all its forms in the United States, U.S. Soccer has played an integral part in charting the course for the sport in the USA for 100 years. In that time, the Federation's mission statement has been clear and simple: to make soccer, in all its forms, a preeminent sport in the United States and to continue the development of soccer at all recreational and competitive levels.

U.S. Soccer is celebrating its Centennial in 2013, and over the course of a century the sport's exponential growth has been nothing short of remarkable.

From a viewership standpoint, nearly 20 million Americans watched the Round of 16 match at the 2010 FIFA World Cup on television. Soccer-specific stadiums have opened their doors to resounding success. The National Training Center in Carson, Calif., in its 10th year of existence, has been a valuable facility for all levels, including the U.S. Soccer Development Academy, which kicked off at the state-of-the-art complex with much fanfare in 2007.

In 1989, the U.S. Men's National Team had not played in a World Cup in 40 years and the U.S. Women's program was in its early stages. U.S. Soccer was playing games in small stadiums that did not reach capacity, few matches were televised, soccer-specific stadiums were yet to be created and there were no high-level professional outdoor leagues.

Since that time, the state of U.S. Soccer has evolved significantly. Entering 2013, the U.S. MNT played in six consecutive FIFA World Cups and advanced to the quarterfinals at the 2002 event. U.S. Soccer is a world leader in women's soccer at every level, and the U.S. WNT has won two FIFA Women's World Cups and four Olympic Gold Medals – an accomplishment that no other country on the men's and women's side has reached in Olympic competition. The United States has also hosted three World Cups with the support of its members and strong organizational abilities.

Professionally, Major League Soccer continues to grow in popularity and prestige with 19 teams throughout North America, as well as increasing attendance and viewership. Also of significant importance, MLS features 14 clubs competing in 13 soccer-specific stadiums. On the women's side, the U.S. Soccer Federation is administering the launch of the National Women's Soccer League in 2013. U.S. Soccer is subsidizing the salaries of up to 24 U.S. WNT players while the Canadian Soccer Association and Federation of Mexican Football are doing the same for up to 16 players.

From a coaching standpoint in the United States, more classes are continually being offered around the country, and the number of licensed, well-educated trainers and managers is larger than ever. The education level among coaches has been tailored to match the expanding pool of talent in the U.S.

U.S. Soccer continues to set positive trends for referees in CONCACAF, with reinvigorated focus on education and training, including the realm of professional referees. In 2012, U.S. Soccer and MLS created the Professional Referee Organization (PRO) to manage the referee program in professional soccer leagues in the U.S. and Canada. The creation of PRO has been designed to increase the quality of officiating in U.S. and Canadian professional leagues, develop more professional quality officials at a younger age and develop officials who will represent the United States and Canada in FIFA competitions.

Participation in soccer continues at high levels among both youth and adults, with more than 4.3 million registered players among the 24 million participants in the sport, according to the FIFA Big Count.

For more information on all U.S. Soccer programs, visit the official organization website at ussoccer.com.

U.S. SOCCER FEDERATION - HISTORY

Throughout the 100-year history of U.S. Soccer, the organization has been known by three different names:

U.S. Foot Ball Association – 1913-1944

U.S. Soccer Football Association – 1945-1973

U.S. Soccer Federation – 1974-Current



Landon Donovan scores game winning goal against Algeria in 2010 FIFA World Cup



U.S. OPEN CUP



The Dewar Cup is awarded to the tournament champion

2012 U.S. OPEN CUP REVIEW

Both the Charlotte Eagles and Dayton Dutch Lions made club history in the 2012 U.S. Open Cup, joining the Harrisburg City Islanders in the quarterfinals of the competition in another outstanding year for USL clubs in the historic competition's 99th edition.

The Eagles, celebrating their 20th season in 2012, had never advanced beyond the third round in their history, nor defeated MLS opposition. That changed when goals by Daryl Roberts and Nate Thornton earned their side a 2-0 victory against FC Dallas in the third round. That victory was the second of three consecutive in the Lone Star State for the Eagles, who defeated the El Paso Patriots in the second round before beating the San Antonio Scorpions in the fourth round to reach the quarterfinals.

Dayton also had never defeated MLS opposition, and the Dutch Lions were up against it trailing the Columbus Crew by a goal in their third-round contest at Crew Stadium entering the final 15 minutes. The introduction of Kyle Knotek off the bench made the difference, however, as the winger assisted on goals by Jan-Gerrit Bartels and Gibson Bardsley to earn a 2-1 victory, delighting the traveling support at Crew Stadium.



Dayton went on to end the Cup dreams of the PDL's standard-bearer in the tournament, the Michigan Bucks, who had sprung a surprise of their own as they took a dramatic 3-2 victory against the Chicago Fire in the third round. Hosting the MLS club at Ultimate Soccer Arenas, Nate Boyden tied the game with 11 minutes remaining before Nermin Crnkic scored in extra time to give his side its second victory against an MLS club in the competition.

Michigan appeared to have a chance for more drama when it faced Dayton in the fourth round, with Anthony Grant's goal tying Eli Garner's opener for the Dutch Lions. Joel DeLass scored what proved to be the game-winner for the Dutch Lions from the penalty spot, however, sending his side to its first quarterfinal appearance.

Harrisburg reached the quarterfinals for the third time in the club's history, earning a thrilling penalty shootout victory against the New England Revolution in the third round after playing to a 3-3 draw after extra time. The Revolution appeared to have clinched the tie at the midway point of extra time, taking a three-goal lead in the opening 15 minutes, but Harrisburg roared back, Brian Ombiji getting the first goal before Sainey Touray made it 3-2 in the 117th minute. J.T. Noone was then on hand in the final minute to tie the game, and when New England's Benny Feilhaber had his effort saved by Nick Noble in the fifth round of the shootout, the City Islanders advanced.

Harrisburg's extra time magic continued in the fourth round against the New York Red Bulls, with Touray and Lucky Mkosana each scoring to give their side a 3-1 victory. The run came to an end against the Philadelphia Union, however, as did Charlotte's against Chivas USA and Dayton's against eventual champion Sporting Kansas City.



OPEN CUP HISTORY

2012 CHAMPIONSHIP

1ST ROUND	AWAY TEAM	SCORE	HOME TEAM
May 15	Croatian Eagles (USASA)	0:1	Chicago Fire PDL (PDL)
May 15	NY Greek American Atlas (USASA)	1:2	Reading United (PDL)
May 15	Jacksonville United (NPSL)	2:1	Orlando City U23s (PDL)
May 15	Long Island Rough Riders (PDL)	2:0	FC Sonic Lighthouse Valley (NPSL)
May 15	Carolina Dynamo (PDL)	1:3	Aegean Hawks (USASA)
May 15	Jersey Shore Boca (USASA)	0:6	Michigan Bucks (PDL)
May 15	Mississippi Brilla (PDL)	0:1 AET	Georgia Revolution (NPSL)
May 15	Brooklyn Italians (NPSL)	3:2	GPS Portland Phoenix (PDL)
May 15	Des Moines Menace (PDL)	3:1 AET	Milwaukee Bavarians (NPSL)
May 15	KC Athletics (USASA)	3:1	Real Colorado Foxes (PDL)
May 15	ASC New Stars (USASA)	2:4 AET	Laredo Heat (PDL)
May 15	NTX Rayados (USASA)	1:3	El Paso Patriots (PDL)
May 15	Fresno Fuego (PDL)	2:0	SU Turlock Express (USCS)
May 15	Ventura County Fusion (PDL)	6:2 AET	Fullerton Rangers (NPSL)
May 15	PSA Elite (USASA)	3:1	Portland Timbers U23s (PDL)
May 15	Cal FC (USASA)	3:1	Kitsap Pumas (PDL)
2ND ROUND	AWAY TEAM	SCORE	HOME TEAM
May 22	Tampa Bay Rowdies (NASL)	3:0	Jacksonville United (NPSL)
May 22	Dayton Dutch Lions (USL PRO)	2:1	Chicago Fire PDL (PDL)
May 22	Long Island Rough Riders (PDL)	0:2	Harrisburg City Islanders (USL PRO)
May 22	Michigan Bucks (PDL)	1:0	Pittsburgh Riverhounds (USL PRO)
May 22	Cal FC (USASA)	4:0	Wilmington Hammerheads (USL PRO)
May 22	PSA Elite (USASA)	0:6	Carolina RailHawks (NASL)
May 22	Fresno Fuego (PDL)	2:7	Fort Lauderdale Strikers (NASL)
May 22	KC Athletics (USASA)	0:7	Orlando City SC (USL PRO)
May 22	Reading United (PDL)	1:2	Charleston Battery (USL PRO)
May 22	Richmond Kickers (USL PRO)	4:0	Aegean Hawks (USASA)
May 22	Atlanta Silverbacks (NASL)	1:0	Georgia Revolution (NPSL)
May 22	Brooklyn Italians (NPSL)	0:3	Rochester Rhinos (USL PRO)
May 22	Ventura County Fusion (PDL)	3:1 AET	Los Angeles Blues (USL PRO)
May 22	Minnesota Stars (NASL)	2:0	Des Moines Menace (PDL)
May 22	Laredo Heat (PDL)	0:2	San Antonio Scorpions (NASL)
May 22	Charlotte Eagles (USL PRO)	1:0	El Paso Patriots (PDL)
3RD ROUND	AWAY TEAM	SCORE	HOME TEAM
May 29	New England Revolution (MLS)	3:3 (3:4 PK)	Harrisburg City Islanders (USL PRO)
May 29	DC United (MLS)	2:1 (AET)	Richmond Kickers (USL PRO)
May 29	Los Angeles Galaxy (MLS)	1:2	Carolina RailHawks (NASL)
May 29	Colorado Rapids (MLS)	3:1	Tampa Bay Rowdies (NASL)
May 29	New York Red Bulls (MLS)	3:0	Charleston Battery (USL PRO)
May 29	Rochester Rhinos (USL PRO)	0:3	Philadelphia Union (MLS)
May 29	Chicago Fire (MLS)	2:3 (AET)	Michigan Bucks (PDL)
May 29	Dayton Dutch Lions (USL PRO)	2:3	Columbus Crew (MLS)
May 29	Orlando City SC (USL PRO)	2:3	Sporting Kansas City (MLS)
May 29	Charlotte Eagles (USL PRO)	2:0	FC Dallas (MLS)
May 29	Houston Dynamo (MLS)	0:1	San Antonio Scorpions (NASL)
May 29	Minnesota Stars FC (NASL)	3:1	Real Salt Lake (MLS)
May 29	Chivas USA (MLS)	1:0	Ventura County Fusion (PDL)
May 29	Fort Lauderdale Strikers (NASL)	1:2	San Jose Earthquakes (MLS)
May 30	Atlanta Silverbacks (NASL)	1:5	Seattle Sounders (MLS)
May 30	Cal FC (USASA)	1:0 (AET)	Portland Timbers (MLS)
4TH ROUND	AWAY TEAM	SCORE	HOME TEAM
June 5	New York Red Bulls (MLS)	1:3 (AET)	Harrisburg City Islanders (USL PRO)
June 5	Chivas USA (MLS)	2:1	Carolina RailHawks (NASL)
June 5	Philadelphia Union (MLS)	2:1 (AET)	DC United (MLS)
June 5	Dayton Dutch Lions (USL PRO)	2:1 (AET)	Michigan Bucks (PDL)
June 5	Colorado Rapids (MLS)	0:2	Sporting Kansas City (MLS)
June 5	Charlotte Eagles (USL PRO)	2:1 (AET)	San Antonio Scorpions (NASL)
June 5	Cal FC (USASA)	0:5	Seattle Sounders (MLS)
June 5	Minnesota Stars FC (NASL)	0:1	San Jose Earthquakes (MLS)
QUARTERS	AWAY TEAM	SCORE	HOME TEAM
June 26	Harrisburg City Islanders (USL PRO)	2:5	Philadelphia Union (MLS)
June 26	Dayton Dutch Lions (USL PRO)	0:3	Sporting Kansas City (MLS)
June 26	Charlotte Eagles (USL PRO)	1:2	Chivas USA (MLS)
June 26	Seattle Sounders (MLS)	1:0	San Jose Earthquakes (MLS)
SEMIFINALS	AWAY TEAM	SCORE	HOME TEAM
July 11	Chivas USA (MLS)	1:4	Seattle Sounders (MLS)
July 11	Sporting Kansas City (MLS)	2:0	Philadelphia Union (MLS)
FINAL	AWAY TEAM	SCORE	HOME TEAM
August 8	Seattle Sounders (MLS)	1:1 (2:3 PK)	Sporting Kansas City (MLS)

AMAZING RUNS

Rochester Raging Rhinos
 1999 U.S. Open Cup
 Round 2: Rochester 2, New York (PDL) 1 OT
 Round 3: Rochester 1, Chicago (MLS) 0
 Quarterfinals: Rochester 2, Dallas (MLS) 1 OT
 Semifinals: Rochester 3, Columbus (MLS) 2
 Final: Rochester 2, Colorado (MLS) 0

1996 U.S. Open Cup
 Round 2: Rochester 2, Fort Myers (PDL) 0
 Quarterfinals: Rochester 4, Tampa Bay (MLS) 3
 Semifinals: Rochester 3, Colorado (MLS) 0
 Final: D.C. United (MLS) 3, Rochester 0

Charleston Battery
 2008 U.S. Open Cup
 Round 1: Charleston 3, ASC (USASA) 0
 Round 2: Charleston 2, Charlotte (USL-2) 1
 Round 3: Charleston 1 (4), Houston (MLS) 1 (3) PK
 Quarterfinals: Charleston 3, Dallas (MLS) 1
 Semifinals: Charleston 1 (4), Seattle (USL-1) 1 (3) PK
 Final: Charleston 1, DC (MLS) 2

Richmond Kickers
 2011 U.S. Open Cup
 First Round: Richmond 4, Dayton (USL PRO) 1
 Second Round: Richmond 4, Pittsburgh (USL PRO) 1
 Third Round: Richmond 2, Columbus (MLS) 1
 Quarterfinals: Richmond 2, Kansas City (MLS) 0
 Semifinals: Chicago (MLS) 2, Richmond 1

1995 U.S. Open Cup
 Round 1: Richmond 6, Maryland (USASA) 4
 Quarterfinals: Richmond 2, Atlanta (USL-1) 1
 Semifinals: Richmond 4, Chicago (USL-2) 1
 Final: Richmond 1 (4), El Paso (PDL) 1 (2) PK

San Francisco Seals
 1997 U.S. Open Cup
 Round 1: SF Bay 4, Inter SC (USASA) 0
 Round 2: SF Bay 1, Seattle (USL-1) 0
 Round 3: SF 2, Kansas City (MLS) 1
 Quarterfinals: SF Bay 2, San Jose (MLS) 1
 Semifinals: D.C. (MLS) 2, SF Bay 1

Minnesota Thunder
 2005 U.S. Open Cup
 Round 2: Minnesota 2, Chicago (PDL) 1
 Round 3: Minnesota 6, Salt Lake (MLS) 4 OT
 Round 4: Minnesota 4, Colorado (MLS) 1
 Quarterfinals: Minnesota 3, Kansas City (MLS) 1
 Semifinals: Minnesota 2, Los Angeles (MLS) 5

Des Moines Menace
 2005 U.S. Open Cup
 Round 1: Des Moines 1 (4), Pittsburgh (USL-2) 1 (2) PK
 Round 2: Des Moines 3, Charleston (USL-1) 2
 Round 3: Des Moines 5, Atlanta (USL-1) 1
 Round 4: Des Moines 1, Seattle (MLS) 6
 Semifinals: D.C. (MLS) 2, SF Bay 1

Carolina Dynamo
 2006 U.S. Open Cup
 Round 1: Carolina 4, Cape Cod (PDL) 3
 Round 2: Carolina 1, Richmond (USL-2) 0
 Round 3: Carolina 3, Seattle (USL-1) 2 OT
 Round 4: Carolina 2, Houston (MLS) 4

Seattle Sounders
 2007 U.S. Open Cup
 Round 1: Seattle 4, Banat Arsenal (USASA) 1
 Round 2: Seattle 2, Portland (USL-1) 1
 Round 3: Seattle 3, Chivas USA (MLS) 1
 Quarterfinals: Seattle 5, Colorado (MLS) 0
 Semifinals: Dallas (MLS) 2, Seattle 1

Quarterfinalists from USL since 1996

- Harrisburg City Islanders - 2012, 2010, 2009, 2007
- Charlotte Eagles - 2012
- Dayton Dutch Lions - 2012
- Charleston Battery - 2010, 2009, 2008, 2007, 2004, 1999
- Rochester Rhinos - 2009, 2005, 2004, 1999, 1996
- Wilmington Hammerheads - 2009, 2003
- Seattle Sounders - 2008, 2007, 2003, 1996
- Richmond Kickers - 2007, 2004, 2001
- Minnesota Thunder - 2005, 2004
- Crystal Palace Baltimore - 2008
- Carolina RailHawks - 2007
- Milwaukee Rampage - 2002
- Pittsburgh Riverhounds - 2001
- Staten Island Vipers - 1999

- Nashville Metros - 1998
- San Francisco Seals - 1997
- Long Island Rough Riders - 1997
- Chicago Sting - 1997
- Carolina Dynamo - 1996

Semifinalists from USL since '96

- Richmond Kickers - 2011
- Rochester Rhinos - 2009, 1999, 1996
- Charleston Battery - 2008, 2004, 1999
- Seattle Sounders - 2008, 2007
- Carolina RailHawks - 2007
- Minnesota Thunder - 2005
- San Francisco Seals - 1997

Finalists from USL since '96

- Rochester Rhinos - 1999, 1996
- Charleston Battery - 2008

All-time Champions From USL

- Rochester Rhinos - 1999
- Richmond Kickers - 1995

GIVE YOUR FANS THE WEBSITE THEY EXPECT... WITH **DEMOSPHERE!**

Features include:

- › Professionally designed graphics
- › Update content easily
- › Full hosting and support
- › Custom roster & schedule pages direct from USLSoccer.com
- › Complete website statistics *(great for selling sponsorships!)*
- › Integrated Ticket Sales
- › Merchandise Sales
- › Camp Registration
- › Manage Your Youth Club or Affiliate

Examples of Demosphere-powered USL Clubs



RICHMOND KICKERS



RIVER CITY ROVERS





USL PRO



USL PRO, formed from the merger of USL's First and Second Divisions into a single league property prior to the 2011 season, was designed to help ensure the long-term stability of professional soccer in North America. In 2013 USL PRO embarks on the next chapter in its growth thanks to a groundbreaking partnership with MLS that includes interleague play between USL PRO and MLS Reserve League teams, and the establishment of several exclusive team affiliations. The first MLS-USL PRO affiliations will see direct working relationships between D.C. United and the Richmond Kickers, the New England Revolution and the Rochester Rhinos, the Philadelphia Union and Harrisburg City Islanders, and Sporting Kansas City and Orlando City.

These initial programs will immediately improve professional player development in the United States and Canada. Additional technical and commercial initiatives between the two leagues will be announced as they are finalized in the coming months.

USL PRO is the strongest, best operated and most experienced North American men's professional soccer league below MLS, both on and off the field. Focused on franchise stability and longevity, USL PRO features 13 teams in 2013 and an unprecedented six teams with more than a decade of operational experience. The league is focused on aggressive but deliberate growth by adding teams fully capable of meeting USL and USSF standards, which are located in markets that further promote regional league play.



USL PRO is a national league featuring a regional competition model to build natural rivalries and reduce travel-related costs. The U.S. Soccer Federation-affiliated league benefits from the leadership of the dedicated and experienced professional staff at USL's Tampa headquarters as well as the developmental support of USL's proven and integrated system of leagues.

USL's professional staff includes not only experienced league administrators, but also a large staff of sports professionals to assist teams in the areas of franchise development, international partnerships, marketing, ticket sales, corporate sponsorships, communications, new media, broadcast production, web services and player registration.

USL also features a full-time National Technical Director, Peter Mellor, to assist teams with player identification and to help create opportunities for player advancement both domestically and internationally. Mellor, a longtime U.S. Soccer Staff Coach, oversees the annual USL Men's Combine at IMG Academy in Bradenton, Florida, which has helped more than 175 players sign professional contracts with USL, MLS and international squads since its debut in 2006.

Beneficiaries of the event include rising star Tom Heinemann, who signed with the Charleston Battery following the 2008 Combine. Heinemann was named MVP of the 2010 USL-2 title game, finished the 2010 season in the USSF D2 League and is now a member of the Vancouver Whitecaps of MLS.

CHARLESTON CLAIMS USL PRO TITLE

The Charleston Battery kept their perfect record in championship games intact at Blackbaud Stadium, capturing the 2012 USL PRO Championship with a 1-0 win against the Wilmington Hammerheads.

Game MVP Jose Cuevas created the only goal the Battery would need to send the crowd of 4,963 home happy, threading a pass through the Wilmington defense in the 74th minute to Mike Azira, who hit a first-time left-footed shot into the far corner from the left side of the penalty area, giving Wilmington keeper Alex Horwath no chance.

It was the fourth title in four trips to the final for Charleston, which also captured championships in 1996, 2003 and 2010. The Battery entered the post-season as the No. 3 seed, and took out No. 6 Harrisburg and No. 2 Rochester to advance to the title game. However, Battery Head Coach Mike Anhaeuser said it was a regular-season contest in Rochester on August 11 that put his squad on track for the title.

"In the beginning of the season after the first three or four games, I really felt like we had a team that could win it," Anhaeuser said. "We had a little hesitation or hiccup in the middle of the season, but when we won that game in Rochester 4-0, and I saw the guys play the way they did, I knew that we could beat anybody."

The No. 5-seed Hammerheads, who reached the championship game after upsetting top-seeded Orlando City in the semifinals, fell just short of capturing their second title.

"I thought [Charleston] deserved to win," Wilmington Head Coach David Irving said. "The occasion may have gotten to us a little bit, but just to get here and the way we played the past few games is a credit to the boys. We just weren't ourselves tonight and we definitely didn't play the way I know we can play."

The teams spent most of the first half feeling each other out through hard tackles and physical play, as both felt the weight of the evening's proceedings. A steady rain and blustery wind hurt both teams' possession for much of the half, and Charleston midfielder Ryan Richter had the first good look at goal in the ninth minute, bending a left-footed shot from the top of box just wide of the far post.

It wasn't until the 40th minute that the first true scoring chance came courtesy of Cuevas – named USL PRO Rookie of the Year on Friday – who flicked a strong header toward the top left corner that was tipped over the bar by Horwath to keep the game scoreless at the half.



Wilmington brought on All-USL PRO Second Team midfielder Bryce Taylor to start the second half to try to boost its offense. It appeared to work as the Hammerheads began to press into the Charleston end more down the left wing, but the Battery soon went back on the attack. They came close once again in the 62nd minute, when Amadou Sanyang met Nicki Paterson's corner perfectly in the Wilmington penalty area, only to see his uncontested header trickle wide of the left post.

After Azira put Charleston into the lead, Wilmington pushed everyone forward and sent ball after ball in the Battery's penalty area, but the veteran defense led by John Wilson and Colin Falvey and backed up by keeper Andrew Dykstra, was able to hold tight.





Head Coach
TBD

PRESIDENT – GORDON DERRICK

gderrick@candyw.ag

DIRECTOR OF SOCCER – FERNANDO ABRAHAM

(268) 770-3056, nandoabraham@hotmail.com

COMMUNICATIONS DIRECTOR – TROY GIBSON

(268) 724-6823, troygibson12@gmail.com

2013 SCHEDULE

4/13 at Charlotte 7 p.m.
 4/19 at Wilmington 7:30 p.m.
 4/20 at Charleston 7:30 p.m.
 5/3 at Tampa Bay 8 p.m.
 5/4 at Orlando 7:30 p.m.
 5/10 at Harrisburg 7 p.m.
 5/11 at Richmond 7 p.m.
 5/24 at Pittsburgh 7 p.m.
 5/26 at Dayton 6:30 p.m.
 6/7 at Tampa Bay 7:30 p.m.
 6/9 at Orlando 7:30 p.m.
 6/14 at Richmond 7 p.m.
 6/16 at Harrisburg 4 p.m.
 6/21 at Rochester 7:35 p.m.
 6/23 at Pittsburgh 3 p.m.
 7/4 at Los Angeles 10:30 p.m.
 7/6 at Phoenix 10:30 p.m.
 7/11 at Phoenix 9:30 p.m.
 7/13 at Los Angeles 10:30 p.m.
 7/15 at San Jose Reserves TBD
 7/23 at FC Dallas Reserves TBD
 7/26 at Dayton 7 p.m.
 7/28 at Rochester 4:05 p.m.
 8/10 at Charlotte 7 p.m.
 8/15 at Charleston 7:30 p.m.
 8/17 at Wilmington 7:30 p.m.

2012 RESULTS

4/6 Pittsburgh L 1-0
 4/8 Pittsburgh W 3-1
 4/26 Charlotte W 3-2
 4/28 Charlotte L 2-0
 5/2 at Wilmington L 3-0
 5/4 at Charleston L 4-0
 5/11 Orlando L 1-0
 5/13 Orlando L 2-1
 6/15 at Charleston L 3-0
 6/17 at Orlando L 2-0
 6/29 Charleston L 2-0
 7/1 Charleston W 1-0
 7/4 at Rochester L 4-1
 7/7 at Harrisburg D 1-1
 7/12 Los Angeles L 3-0
 7/14 Los Angeles L 2-0
 7/27 at Pittsburgh L 4-1
 7/29 at Dayton L 3-1
 8/3 at Richmond L 2-0
 8/4 at Charlotte L 4-0
 8/9 at Los Angeles W 2-1
 8/11 at Los Angeles L 1-0
 8/17 Richmond L 1-0
 8/19 Richmond W 2-1

TEAM HISTORY

Year	League	W-L-T	Pts.	PO
2012	USL PRO	5-18-1	16	-
2011	USL PRO	9-13-2	29	-

Contact Information:

Antigua Barracuda FC
 Sticky Wicket Grounds
 Pavilion Drive
 St. John's, Antigua
www.antigubarracudafc.com
 Facebook: www.facebook.com/Antigua-Barracuda-FC
 Twitter: @AnuBarracudaFC

Stadium:
 Sticky Wicket Grounds
 Pavilion Drive
 St. John's, Antigua
 Capacity: 10,000
 Surface: Grass
 Size: 110 x 75



CHARLESTON BATTERY



Head Coach
Mike Anhaeuser

PRESIDENT - ANDREW BELL

(843) 971-4625 ext. 210, Andrew.Bell@CharlestonBattery.com

DIRECTOR OF MARKETING AND PR – WHITNEY WOODS

(843) 971-4625 ext. 201 whitney@charlestonbattery.com

DIRECTOR OF SALES – AMY GEGE

(843) 971-4625 ext. 206 amy.gege@charlestonbattery.com

DIRECTOR OF TICKET SALES – SUZANNE BRANDON

(843) 971-4625 ext. 218 suzanne.sudzina@charlestonbattery.com

ACCOUNTING/FOOD AND BEVERAGE MANAGER – LUCY MCLANE

(843) 971-4625 ext. 217 lucy.mclane@charlestonbattery.com

2013 SCHEDULE

4/13	at Richmond	7 p.m.
4/20	Antigua	7:30 p.m.
4/27	Pittsburgh	7:30 p.m.
5/1	at Harrisburg	7 p.m.
5/3	at Dayton	7 p.m.
5/11	Wilmington	7:30 p.m.
5/14	at Charlotte	7 p.m.
5/19	at Houston Reserves	TBD
5/25	Rochester	7:30 p.m.
5/31	Harrisburg	7:30 p.m.
6/5	Charlotte	7:30 p.m.
6/8	Houston Reserves	7:30 p.m.
6/15	at Pittsburgh	7 p.m.
6/16	at Rochester	4:05 p.m.
6/22	Tampa Bay	7:30 p.m.
7/5	Orlando	7:30 p.m.
7/11	at Orlando	7:30 p.m.
7/13	at Tampa Bay	7:30 p.m.
7/19	Dayton	7:30 p.m.
7/24	Phoenix	7:30 p.m.
7/27	Los Angeles	7:30 p.m.
8/2	at Wilmington	7:30 p.m.
8/3	Richmond	7:30 p.m.
8/8	at Los Angeles	10:30 p.m.
8/10	at Phoenix	10:30 p.m.
8/15	Antigua	7:30 p.m.

2012 RESULTS

4/7	at Richmond	W 2-1
4/14	Richmond	L 2-1
4/17	at Charlotte	W 3-0
4/27	Pittsburgh	W 1-0
5/4	Antigua	W 4-0
5/12	Rochester	L 1-0
5/22	Reading	W 2-1+
5/26	Los Angeles	W 1-0
5/29	New York	L 2-0+
5/31	at Pittsburgh	W 3-1
6/2	at Dayton	W 1-0
6/9	at Orlando	L 2-1
6/15	Antigua	W 3-0
6/23	Harrisburg	W 3-1
6/29	at Antigua	W 2-0
7/1	at Antigua	L 1-0
7/6	Charlotte	L 2-0
7/7	at Charlotte	L 1-0
7/14	Wilmington	W 3-1
7/19	Orlando	L 2-1
7/27	at Orlando	L 4-0
8/3	Wilmington	D 2-2
8/4	at Wilmington	L 2-1
8/8	at Harrisburg	L 3-0
8/11	at Rochester	W 4-0
8/18	Dayton	D 0-0
8/25	Harrisburg	W 2-1*
8/31	at Rochester	W 1-1 (4-3 Solo)*
9/8	Wilmington	W 1-0*

+ - U.S. Open Cup
* - USL PRO Playoffs

TEAM HISTORY

Year	League	W-L-T	Pts.	PO
2012	USL PRO	12-10-2	38	Champs
2011	USL PRO	10-9-5	35	Div. Semi
2010	USL-2	11-4-5	38	Champs
2009	USL-1	14-5-11	53	Qt. Ftns.
2008	USL-1	11-12-7	40	Qt. Ftns.
2007	USL-1	8-14-6	30	-
2006	USL-1	13-8-7	46	Semi.
2005	USL-1	9-14-5	32	-
2004	USL-1	7-15-6	27	-
2003	USL-1	15-6-7	52	Champs
2002	USL-1	19-3-6	89	Cnf. Semi
2001	USL-1	16-9-1	73	1st Rnd.
2000	USL-1	18-8-2	87	Cnf. Semi
1999	USL-1	15-13	68	Cnf. Qt.
1998	USL-1	12-16	34	Cnf. Qt.
1997	USL-1	12-16	32	Cnf. Fnl.
1996	USL-2	12-4	34	Champs
1995	USL-2	17-3	146	Sel. Six
1994	PDL	14-4	111	Semi.
1993	PDL	8-8	72	1st Rnd.

Contact Information:
1990 Daniel Island Drive
Charleston, SC 29492
www.charlestonbattery.com
Phone: (843) 971-4625
Fax: (843) 856-6958
Facebook: www.facebook.com/charleston.battery
Twitter: @Chas_Battery

Stadium:
Blackbaud Stadium
1990 Daniel Island Drive
Charleston, SC, 29492
Phone: (843) 971-4625
Capacity: 5,113
Surface: Grass, 120x75



Head Coach
Mark Steffens

PRESIDENT – PAT STEWART

(704) 841-8644 ext. 50, pstewart@maisoccer.com

GM – TOM ENGSTROM

(704) 841-8644 ext. 13, tengstrom@charlotteeagles.com

ASSISTANT GM – BENJAMIN RESSLER

(704) 841-8644 ext. 27, bressler@charlotteeagles.com

DIRECTOR OF OPERATIONS – ALLAN COURTRIGHT

(704) 841-8644 ext. 30, acourtright@charlotteeagles.com

HEAD COACH – MARK STEFFENS

(704) 841-8644 ext. 22, msteffens@charlotteeagles.com

ASSISTANT COACH – STEVE SHAK

(704) 841-8644 ext. 16, sshak@charlotteeagles.com

ASSISTANT COACH – DAVE DIXON

(704) 841-8644, ddixon@charlotteeagles.com

2013 SCHEDULE

4/13	Antigua	7 p.m.
4/19	Rochester	7 p.m.
4/23	Orlando	7 p.m.
4/26	Pittsburgh	7 p.m.
5/4	at Richmond	7 p.m.
5/14	Charleston	7 p.m.
5/23	at Phoenix	10:30 p.m.
5/25	at Los Angeles	10:30 p.m.
6/1	Harrisburg	8 p.m.
6/5	at Charleston	7:30 p.m.
6/14	Chicago Reserves	7 p.m.
6/21	Tampa Bay	7 p.m.
6/22	Wilmington	7:30 p.m.
6/28	at Dayton	7 p.m.
6/29	at Chicago Reserves	TBD
7/4	at Pittsburgh	7 p.m.
7/6	at Rochester	7:05 p.m.
7/13	Wilmington	8 p.m.
7/20	Dayton	7 p.m.
7/24	Los Angeles	7 p.m.
7/27	Phoenix	7 p.m.
8/2	Richmond	7 p.m.
8/7	at Harrisburg	7 p.m.
8/10	Antigua	7 p.m.
8/16	at Tampa Bay	7:30 p.m.
8/17	at Orlando	7:30 p.m.

2012 RESULTS

4/7	Orlando	L 2-0
4/13	Dayton	D 0-0
4/17	Charleston	L 3-0
4/20	Harrisburg	L 2-1
4/26	at Antigua	L 3-2
4/28	at Antigua	W 2-0
5/4	at Harrisburg	W 2-1
5/5	at Rochester	L 1-0
5/11	Rochester	L 1-0
5/19	Wilmington	D 1-1
5/22	at El Paso	W 1-0+
5/26	at Orlando	L 2-1
5/29	at Dallas	W 2-0+
6/5	at San Antonio	W 2-1+
6/9	at Richmond	L 1-0
6/16	Richmond	W 4-1
6/26	at Chivas USA	L 2-1+
6/28	Los Angeles	W 3-2
7/6	at Charleston	W 2-0
7/7	Charleston	W 1-0
7/14	Pittsburgh	W 2-0
7/27	Richmond	W 1-0
7/28	at Richmond	L 2-1
8/4	Antigua	W 4-0
8/10	at Pittsburgh	W 3-0
8/11	at Dayton	W 1-0
8/19	Wilmington	L 2-1

+ - U.S. Open Cup

TEAM HISTORY

Year	League	W-L-T	Pts.	PO
2012	USL PRO	11-10-3	36	--
2011	USL PRO	9-9-6	33	--
2010	USL-2	5-8-7	22	--
2009	USL-2	8-5-7	31	Final
2008	USL-2	13-2-5	44	Final
2007	USL-2	11-7-2	35	Semi.
2006	USL-2	8-4-8	32	Final
2005	USL-2	13-5-2	41	Champs
2004	USL-2	14-4-2	44	Final
2003	USL-1	6-15-7	25	--
2002	USL-1	10-14-4	50	1st Rnd.
2001	USL-1	14-10-2	66	1st Rnd.
2000	USL-2	11-4-3	54	Champs
1999	USL-2	14-4-0	63	Semi.
1998	USL-2	11-7-0	31	Qt. Fnl.
1997	USL-2	12-6-0	32	Final
1996	USL-2	12-4-0	36	Final
1995	USL-2	14-6-0	126	Cnf. Fnl.
1994	PDL	10-8-0	95	Div. Fnl.
1993	PDL	5-11-0	52	--

Contact Information:

Charlotte Eagles
1020 Crews Rd Ste N
Charlotte, NC 28215
www.charlotteeagles.com
Phone: (704) 841-8644
Fax: (704) 841-8652
Facebook: Facebook.com/charlotteeaglesSC
Twitter: @charlotteeagles

Stadium:
Queen's University Sports
Complex
2229 Tyvola Rd.
Charlotte, NC 28210
Phone: (704) 337-2560
Capacity: 600
Surface: Turf, 120x76



DAYTON DUTCH LIONS



Head Coach
Patrick Bal

PRESIDENT – MIKE MOSSEL

m.mossel@dutchlionsfc.com

HEAD COACH – PATRICK BAL

(937) 760-7128, p.bal@daytondutchlionsfc.com

BUSINESS MANAGER – TONY COCKERHAM

(937) 681-1366, t.cockerham@daytondutchlionsfc.com

BUSINESS DEVELOPMENT – KOEN DRIESSEN

(937) 760-6067, k.driessen@daytondutchlionsfc.com

MARKETING MANAGER/PR - LAURIE SMALLEY

(937) 344-3478, l.smalley@daytondutchlionsfc.com

OPERATIONS - SAM FELTNER

(937) 310-1066, s.feltner@daytondutchlionsfc.com

2013 SCHEDULE

4/20	Pittsburgh	7:30 p.m.
4/26	at Tampa Bay	8 p.m.
4/27	at Orlando	7:30 p.m.
5/3	Charleston	7 p.m.
5/11	Phoenix	7:30 p.m.
5/18	at Pittsburgh	7 p.m.
5/26	Antigua	6:30 p.m.
6/2	Los Angeles	6:30 p.m.
6/8	Columbus Reserves	7:30 p.m.
6/16	Tampa Bay	6:30 p.m.
6/21	at Phoenix	10:30 p.m.
6/23	at Los Angeles	7 p.m.
6/28	Charlotte	7 p.m.
7/4	Rochester	7 p.m.
7/6	Richmond	7:30 p.m.
7/13	at Columbus Reserves	TBD
7/14	Orlando	6:30 p.m.
7/19	at Charleston	7:30 p.m.
7/20	at Charlotte	7 p.m.
7/24	at Harrisburg	7 p.m.
7/26	Antigua	7 p.m.
8/2	at Rochester	7:35 p.m.
8/4	Wilmington	6:30 p.m.
8/9	at Wilmington	7:30 p.m.
8/10	at Richmond	7 p.m.
8/17	Harrisburg	7:30 p.m.

2012 RESULTS

4/13	at Charlotte	D 0-0
4/21	at Pittsburgh	L 2-0
4/28	Rochester	L 1-0
5/5	Richmond	D 1-1
5/11	Los Angeles	L 1-0
5/18	at Rochester	D 1-1
5/19	at Harrisburg	L 4-0
5/22	at Chicago (PDL)	W 2-1+
5/26	Rochester	D 2-2
5/29	at Columbus	W 2-1+
6/2	Charleston	L 1-0
6/5	at Michigan	W 2-1+
6/9	Pittsburgh	D 1-1
6/15	at Los Angeles	L 1-0
6/17	at Los Angeles	L 1-0
6/23	Wilmington	W 4-0
6/26	at Kansas City	L 3-0+
6/29	Orlando	D 2-2
7/4	Pittsburgh	W 1-0
7/7	at Rochester	L 2-0
7/13	at Harrisburg	D 0-0
7/18	Harrisburg	W 2-1
7/20	at Wilmington	L 2-0
7/21	at Richmond	L 2-1
7/29	Antigua	W 3-1
8/11	Charlotte	D 2-2
8/17	at Orlando	D 1-1
8/18	at Charleston	D 0-0

+ - U.S. Open Cup

TEAM HISTORY

Year	League	W-L-T	Pts.	PO
2012	USL PRO	4-10-10	22	--
2011	USL PRO	2-16-6	12	--
2010	PDL	8-3-5	29	--

Contact Information:

Dayton Dutch Lions FC LLC
 8 N Elm Street
 West Carrollton, Ohio 45449
 United States
 Phone: 937-530-2123
 Fax: 937-530-2210
 www.daytondutchlionsfc.com
 Facebook: <http://www.facebook.com/DaytonDutchLionsFC>
 Twitter: @DaytonDutchLion

Stadium:

Miami Valley South Stadium
 3737 Upper Bellbrook Road
 Bellbrook, Ohio, 45305
 Capacity: 4,000
 Surface: Turf, 120 x 70



HARRISBURG CITY ISLANDERS



Head Coach
Bill Becher

PRESIDENT – ERIC PETTIS
GENERAL MANAGER – JOHN GREGG

john@cityislanders.com

DIR. OF CORPORATE MARKETING – PATRICE PETTIS

patrice@cityislanders.com

OFFICE MANAGER – BRIAN OSBORNE

brian@cityislanders.com

HEAD COACH – BILL BECHER

bill@cityislanders.com

2013 SCHEDULE

4/13 at Pittsburgh 8 p.m.
 4/20 at Colorado Res. 9 p.m.
 4/27 Rochester 7 p.m.
 5/1 Charleston 7 p.m.
 5/4 at Rochester 7:05 p.m.
 5/10 Antigua 7 p.m.
 5/17 Orlando 7 p.m.
 5/24 at Richmond 7 p.m.
 5/31 at Charleston 7:30 p.m.
 6/1 at Charlotte 8 p.m.
 6/5 Wilmington 7 p.m.
 6/8 Colorado Reserves 7 p.m.
 6/16 Antigua 4 p.m.
 6/21 Pittsburgh 7 p.m.
 6/28 Phoenix 7 p.m.
 7/6 at Wilmington 7:30 p.m.
 7/10 Los Angeles 7 p.m.
 7/13 Richmond 7 p.m.
 7/19 at Tampa Bay 7:30 p.m.
 7/20 at Orlando 7:30 p.m.
 7/24 Dayton 7 p.m.
 8/1 at Phoenix 10:30 p.m.
 8/3 at Los Angeles 10:30 p.m.
 8/7 Charlotte 7 p.m.
 8/10 Tampa Bay 7 p.m.
 8/17 at Dayton 7:30 p.m.

2012 RESULTS

4/20 at Charlotte W 2-1
 4/21 at Wilmington D 0-0
 5/4 Charlotte L 2-1
 5/12 at Richmond D 2-2
 5/16 Pittsburgh D 0-0
 5/19 Dayton W 4-0
 5/22 Long Island W 2-0+
 5/25 Rochester W 1-0
 5/29 New England W 3-3 (4-3 SO)+
 6/1 Richmond D 1-1
 6/5 New York W 3-1+
 6/9 Wilmington L 2-0
 6/15 Rochester W 2-1
 6/22 at Orlando L 3-0
 6/26 at Philadelphia L 5-2+
 6/30 at Rochester W 2-1
 7/6 at Pittsburgh W 3-2
 7/7 Antigua D 1-1
 7/13 Dayton D 0-0
 7/18 at Dayton L 2-1
 7/20 at Pittsburgh W 2-0
 7/28 Los Angeles W 2-0
 8/1 Orlando L 4-2
 8/8 Charleston W 3-0
 8/11 at Richmond L 2-1
 8/17 at Los Angeles D 2-2
 8/19 at Los Angeles W 1-0
 8/25 at Charleston L 2-1*

+ U.S. Open Cup
* - USL PRO Playoffs

TEAM HISTORY

Year	League	W-L-T	Pts.	PO
2012	USL PRO	10-7-7	37	Ot. Ftns.
2011	USL PRO	10-7-7	37	Final
2010	USL-2	4-9-7	19	--
2009	USL-2	9-7-4	31	Semi.
2008	USL-2	7-3-10	31	1st Rnd.
2007	USL-2	11-4-5	38	Champs
2006	USL-2	8-9-3	27	--
2005	USL-2	12-3-5	41	Semi.
2004	USL-2	10-7-3	33	Ot. Ftns.

Contact Information:
 2090 Linglestown Rd. Suite 201
 Harrisburg, Pa. 17110
 www.cityislanders.com
 Phone: (717) 441-4625
 Fax: (717) 441-4626
 Facebook: www.facebook.com/Harrisburg-City-Islanders
 Twitter: @City_Islanders

Stadium:
 Skyline Sports Complex
 201 Championship Way
 Harrisburg, Pa. 17011
 Capacity: 2,200
 Surface: Grass, 110x72



Head Coach
Jesus Rico-Sanz

OWNER - ALI MANSOURI
GENERAL MANAGER - WARREN BARTON
 (714) 738-8011 ext. 204, warren.barton@bluessoccerclub.com
DIRECTOR OF SALES & MARKETING - SEM IBRAHIM
 (626) 675-0532, sem@bluessoccerclub.com
HEAD COACH - JESUS RICO-SANZ
 (714) 738-8011 ext. 200, jesus@bluessoccerclub.com
ASSISTANT COACH - STEVE GONZALEZ
 steve@bluessoccerclub.com

2013 SCHEDULE

3/23 Phoenix 10:30 p.m.
 4/2 Tampa Bay 10:30 p.m.
 4/7 Los Angeles Reserves 7 p.m.
 4/10 Orlando 10:30 p.m.
 4/14 at Phoenix 9 p.m.
 4/19 at Orlando 7:30 p.m.
 4/21 at Tampa Bay 6:30 p.m.
 4/26 Wilmington 10:30 p.m.
 5/5 Pittsburgh 6 p.m.
 5/7 at Los Angeles Reserves TBD
 5/17 at Richmond 7 p.m.
 5/18 at Wilmington 7:30 p.m.
 5/25 Charlotte 10:30 p.m.
 5/31 at Rochester 7:35 p.m.
 6/2 at Dayton 6:30 p.m.
 6/23 Dayton 7 p.m.
 7/4 Antigua 10:30 p.m.
 7/6 at Pittsburgh 7 p.m.
 7/10 at Harrisburg 7 p.m.
 7/13 Antigua 10:30 p.m.
 7/21 Richmond 4 p.m.
 7/24 at Charlotte 7 p.m.
 7/27 at Charleston 7:30 p.m.
 8/3 Harrisburg 10:30 p.m.
 8/8 Charleston 10:30 p.m.
 8/17 Rochester 11 p.m.

2012 RESULTS

4/14 Rochester L 1-0
 4/20 Rochester L 2-0
 5/4 Wilmington W 2-1
 5/6 Wilmington D 2-2
 5/11 at Dayton W 1-0
 5/12 at Pittsburgh W 3-0
 5/22 Ventura County L 3-1+
 5/24 at Orlando D 1-1
 5/26 at Charleston L 1-0
 6/15 Dayton W 1-0
 6/17 Dayton W 1-0
 6/28 at Charlotte L 3-2
 6/30 at Wilmington L 4-2
 7/3 at Richmond L 1-0
 7/6 Orlando L 1-0
 7/8 Orlando L 4-0
 7/12 at Antigua W 3-0
 7/14 at Antigua W 2-0
 7/27 at Rochester L 1-0
 7/28 at Harrisburg L 2-0
 7/31 at Pittsburgh W 2-0
 8/9 Antigua L 2-1
 8/11 Antigua W 1-0
 8/17 Harrisburg D 2-2
 8/19 Harrisburg L 1-0

+ - U.S. Open Cup

TEAM HISTORY

Year	League	W-L-T	Pts.	PO
2012	USL PRO	9-12-3	30	-
2011	USL PRO	8-7-9	33	Div. Semi

Contact Information:
 801 East Chapman Avenue Suite 101
 Fullerton, CA 92831
www.labluesprosoccer.com
 Phone: (714) 738-8011
 Facebook: www.facebook.com/losangelesblues
 Twitter: @LABLUESPRO

Stadium:
 Titan Stadium
 800 North State College Blvd.
 Fullerton, CA 92834
 Phone: (714) 738-8011
 Capacity: 10,000
 Surface: Grass, 75x120



**Head Coach
Adrian Heath**

PRESIDENT- PHIL RAWLINS

(407) 478-4071 (ext: 312), prawlins@orlandocitysoccer.com

CHAIRMAN- JOHN BONNER

(407) 478-4031 (ext: 311), jbonner@orlandocitysoccer.com

DIR OF COMMUNITY RELATIONS- KAY RAWLINS

(407) 478-3979 (ext: 302), krawlins@orlandocitysoccer.com

DIR OF OPERATIONS- ALEX WOLF

(407) 478-4012 (ext: 305), awolf@orlandocitysoccer.com

DIR. OF CORPORATE SALES- JEFF GARCIA

(407) 478-4093 (ext: 316), jgarcia@orlandocitysoccer.com

VP OF MARKETING- TERESA TATLONGHARI

(407) 478-4104 (ext: 321), ttatlonghari@orlandocitysoccer.com

MEDIA RELATIONS MANAGER- CHRIS JONES

(407) 478-4167 (ext: 319), cjones@orlandocitysoccer.com

HEAD COACH- ADRIAN HEATH

(407)-478-3981 (ext: 303), aheath@orlandocitysoccer.com

2013 SCHEDULE

4/7	at Phoenix	10:30 p.m.
4/10	at Los Angeles	10:30 p.m.
4/14	Rochester	7:30 p.m.
4/19	Los Angeles	7:30 p.m.
4/23	at Charlotte	7 p.m.
4/27	Dayton	7:30 p.m.
4/30	Orlando	7:30 p.m.
5/4	Antigua	7:30 p.m.
5/12	at Seattle Reserves	5 p.m.
5/17	at Harrisburg	7 p.m.
5/18	at Rochester	7:05 p.m.
5/25	Wilmington	7:30 p.m.
6/7	Phoenix	7:30 p.m.
6/9	Antigua	7:30 p.m.
6/29	Richmond	7:30 p.m.
7/3	at Wilmington	7:30 p.m.
7/5	at Charleston	7:30 p.m.
7/11	Charleston	7:30 p.m.
7/14	at Dayton	6:30 p.m.
7/17	at Pittsburgh	7 p.m.
7/20	Harrisburg	7:30 p.m.
8/3	Pittsburgh	7:30 p.m.
8/4	at Tampa Bay	7 p.m.
8/11	Seattle Reserves	7:30 p.m.
8/14	at Richmond	7 p.m.
8/17	Charlotte	

2012 RESULTS

4/7	at Charlotte	W 2-0
4/15	Wilmington	W 4-1
4/21	at Richmond	W 2-0
4/28	Richmond	D 0-0
5/5	Pittsburgh	W 3-2
5/11	at Antigua	W 1-0
5/13	at Antigua	W 2-1
5/22	K.C. Athletics	W 7-0+
5/24	Los Angeles	D 1-1
5/26	Charlotte	W 2-1
5/29	at Kansas City	L 3-2+
6/2	at Wilmington	L 3-1
6/9	Charleston	W 2-1
6/17	Antigua	W 2-0
6/22	Harrisburg	W 3-0
6/29	at Dayton	D 2-2
6/30	at Pittsburgh	D 1-1
7/6	at Los Angeles	W 1-0
7/8	at Los Angeles	W 4-0
7/14	Rochester	W 4-0
7/19	at Charleston	W 2-1
7/25	Wilmington	D 1-1
7/27	Charleston	W 4-0
8/1	at Harrisburg	W 4-2
8/3	at Orlando	W 1-0
8/17	Dayton	D 1-1
8/31	Wilmington	L 4-3*

+ U.S. Open Cup
* - USL PRO Playoffs

TEAM HISTORY

Year	League	W-L-T	Pts.	PO
2012	USL PRO	17-1-6	57	Semi. Fins.
2011	USL PRO	15-3-6	51	Champ
2010	USD2	15-7-6	53	Qt. Fins.
2009	USL-1	5-17-8	23	--

Contact Information:
Orlando City SC
1201 S Orlando Ave
Suite 202
Winter Park, FL 32825
www.orlandocitysoccer.com
Phone: (855) ORL-CITY
Facebook: www.facebook.com/orlandocitysoccer
Twitter: @OrlandoCitySC
Youtube: Youtube.com/OrlandoCitySC
Instagram: instagram.com/orlandocitysoccer

Stadium:
Florida Citrus Bowl
1610 West Church Street
Orlando, FL 32805
Phone: (407) 423-2476
Capacity: 65, 437
Surface: AstroTurf
GameDay Grass 3D



Head Coach
Dave Robertson

2013 SCHEDULE

3/23	at Los Angeles	10:30 p.m.
3/30	Tampa Bay	10:30 p.m.
4/7	Orlando	10:30 p.m.
4/14	Los Angeles	9 p.m.
4/22	at RSL Reserves	9 p.m.
4/28	Wilmington	9 p.m.
5/3	Pittsburgh	10:30 p.m.
5/9	at Pittsburgh	7 p.m.
5/11	at Dayton	7:30 p.m.
5/23	Charlotte	10:30 p.m.
5/31	at Richmond	7 p.m.
6/1	at Wilmington	7:30 p.m.
6/7	at Orlando	7:30 p.m.
6/9	at Tampa Bay	7 p.m.
6/15	RSL Reserves	10:30 p.m.
6/21	Dayton	10:30 p.m.
6/28	at Harrisburg	7 p.m.
6/29	at Rochester	7:05 p.m.
7/6	Antigua	10:30 p.m.
7/11	Antigua	9:30 p.m.
7/19	Richmond	10:30 p.m.
7/24	at Charleston	7:30 p.m.
7/27	at Charlotte	7 p.m.
8/1	Harrisburg	10:30 p.m.
8/10	Charleston	10:30 p.m.
8/16	Rochester	10:30 p.m.

CHAIRMAN – ERIC CORNWELL

(602) 795-6623, Eric@PhoenixFC.com

PRESIDENT – TIM THOMAS

(602) 795-6623, Tim@PhoenixFC.com

MANAGING DIRECTOR – RUI FILIPE BENTO

(602) 795-6623, Rui@PhoenixFC.com

HEAD COACH – DAVE ROBERTSON

(602) 795-6623, Dave@PhoenixFC.com

JASON PRITCHETT – VP, GENERAL COUNSEL

(602) 795-6623, Jason@PhoenixFC.com

DIRECTOR OF OPERATIONS – SHAWN

DIEDTRICH

(602) 795-6623, Shawn@PhoenixFC.com

DIRECTOR OF BUSINESS DEVELOPMENT –

TIM DONALD

(602) 795-6623, Tim.Donald@PhoenixFC.com

COMMUNITY AND PLAYER RELATIONS –

ERIKA MARTINEZ

(602) 795-6623, Erika@PhoenixFC.com

GAME OPERATIONS – JEFF GOLNER

(602) 257-5602, Jeff@AgencyG.com

PUBLIC & MEDIA RELATIONS – JEFF GOLNER

(602) 725-3471, Jeff@AgencyG.com

INAUGURAL SEASON

Contact Information:

Phoenix FC

1100 E University Dr., Suite 101,

Tempe, AZ 85281

www.PhoenixFC.com

Phone: (602) 795-6623

Fax: (602) 235-0204

Facebook: www.facebook.com/PhoenixFCWolves

Twitter: @PhoenixFCWolves

Stadium:

Sun Devil Soccer Stadium

655 S. Athletes Pl.

Tempe, AZ 85287

Phone: (602) 795-6623

Capacity: 4,682

Surface: Grass, 120 x 75



Head Coach
Justin Evans

CEO – JASON KUTNEY

(412)539-1191 • jkutney@greentreesportsplex.com

TECHNICAL DIRECTOR – GENE KLEIN

(412)539-1191 • gklein@riverhounds.com

HEAD COACH – JUSTIN EVANS

(412)539-1191 • jevans@riverhounds.com

TEAM OPERATIONS – JOHN ROTZ

(412)539-1191 • jrotz@riverhounds.com

GAMEDAY OPERATIONS – SEAN WEST

(412)539-1191 • swest@greentreesportsplex.com

2013 SCHEDULE

4/6	at Richmond	7 p.m.
4/13	Harrisburg	8 p.m.
4/20	at Dayton	7:30 p.m.
4/26	at Charlotte	7 p.m.
4/27	at Charleston	7:30 p.m.
5/3	at Phoenix	10:30 p.m.
5/5	at Los Angeles	6 p.m.
5/9	Phoenix	7 p.m.
5/18	Dayton	7 p.m.
5/24	Antigua	7 p.m.
6/1	Rochester	7 p.m.
6/7	Toronto Reserves	7 p.m.
6/15	Charleston	7 p.m.
6/21	at Harrisburg	7 p.m.
6/23	Antigua	3 p.m.
7/4	Charlotte	7 p.m.
7/6	Los Angeles	7 p.m.
7/17	Orlando	7 p.m.
7/20	Wilmington	7 p.m.
7/28	at Toronto Reserves	TBD
8/2	at Tampa Bay	7:30 p.m.
8/3	at Orlando	7:30 p.m.
8/9	at Rochester	7:35 p.m.
8/11	Tampa Bay	3:30 p.m.
8/14	at Wilmington	7:30 p.m.
8/17	Richmond	7 p.m.

2012 RESULTS

4/6	at Antigua	W 1-0
4/8	at Antigua	L 3-1
4/21	Dayton	W 2-0
4/27	at Charleston	L 1-0
4/28	at Wilmington	L 1-0
5/5	at Orlando	L 3-2
5/12	Los Angeles	L 3-0
5/16	at Harrisburg	D 0-0
5/18	Richmond	D 1-1
5/22	Michigan	L 1-0+
5/31	Charleston	L 3-1
6/9	at Dayton	D 1-1
6/17	Rochester	D 1-1
6/22	Wilmington	W 2-1
6/30	Orlando	D 1-1
7/4	at Dayton	L 1-0
7/6	Harrisburg	L 3-2
7/13	at Richmond	L 3-1
7/14	at Charlotte	L 2-0
7/20	Harrisburg	L 2-0
7/21	at Rochester	L 2-0
7/27	Antigua	W 4-1
7/31	Los Angeles	L 2-0
8/10	Charlotte	L 3-0
8/18	at Rochester	L 1-0

+ U.S. Open Cup

TEAM HISTORY

Year	League	W-L-T	Pts.	PO
2012	USL PRO	4-15-5	17	--
2011	USL PRO	7-11-6	27	Div. Semi
2010	USL-2	7-5-8	29	Semi.
2009	USL-2	6-10-4	22	--
2008	USL-2	4-10-6	18	--
2007	DNP	--	--	--
2006	USL-2	8-6-6	30	Semi.
2005	USL-2	6-11-3	21	--
2004	USL-2	17-2-1	52	Semi.
2003	USL-1	15-9-4	49	--
2002	USL-1	8-15-5	50	--
2001	USL-1	10-12-4	50	Qt. Fnlts.
2000	USL-1	10-14-4	49	--
1999	USL-1	16-12-0	72	--

Contact Information:
600 Iron City Drive
Pittsburgh, PA 15205
www.riverhounds.com
info@riverhounds.com
P: (412)539-1191
F: (412)250-0090
Facebook: www.facebook.com/PittsburghRiverhounds
Twitter: @PGHRiverhounds

Stadium:
Highmark Stadium
510 W. Station Square Drive
Pittsburgh, PA 15219
Capacity: 3,500
Surface: Turf, 110 x 70



RICHMOND KICKERS



Head Coach
Leigh Cowlshaw

DIRECTOR OF SOCCER – LEIGH COWLISHAW

804-938-1883, lcowlshaw@richmondkickers.com

GENERAL MANAGER – SHELLEY SOWERS

804-938-1887 – ssowers@richmondkickers.com

DIRECTOR OF SALES – HUNTER LEEMON

804-644-5425 x 301 – hleemon@richmondkickers.com

DIRECTOR OF TICKET SALES – MARK JOHNSON

804-644-5425 x 311 – mjohnson@richmondkickers.com

CLUB ADMINISTRATOR – EMILY CARNAHAN

804-644-5425 x 310 – emily@richmondkickers.com

2013 SCHEDULE

4/6	Pittsburgh	7 p.m.
4/13	Charleston	7 p.m.
4/20	Rochester	7 p.m.
5/3	at Wilmington	7:30 p.m.
5/4	Charlotte	7 p.m.
5/11	Antigua	7 p.m.
5/17	Los Angeles	7 p.m.
5/24	Harrisburg	7 p.m.
5/31	Phoenix	7 p.m.
6/8	Wilmington	7 p.m.
6/14	Antigua	7 p.m.
6/22	Van. Reserves	7 p.m.
6/29	at Orlando	7:30 p.m.
6/30	at Tampa Bay	7:35 p.m.
7/6	at Dayton	7:30 p.m.
7/12	at Rochester	7:35 p.m.
7/13	at Harrisburg	7 p.m.
7/19	at Phoenix	10:30 p.m.
7/21	at Los Angeles	4 p.m.
7/23	at Van. Reserves	TBD
7/28	Tampa Bay	5 p.m.
8/2	at Charlotte	7 p.m.
8/3	at Charleston	7:30 p.m.
8/10	Dayton	7 p.m.
8/14	Orlando	7 p.m.
8/17	at Pittsburgh	7 p.m.

2012 RESULTS

4/7	Charleston	L 2-1
4/14	at Charleston	W 2-1
4/21	Orlando	L 2-0
4/28	at Orlando	D 0-0
5/5	at Dayton	D 1-1
5/12	Harrisburg	D 2-2
5/18	at Pittsburgh	D 1-1
5/22	at Aegean	W 4-0+
5/26	Wilmington	W 3-1
5/29	D.C. United	L 2-1+
6/1	at Harrisburg	D 1-1
6/2	at Rochester	W 1-0
6/9	Charlotte	W 1-0
6/15	at Wilmington	L 2-1
6/16	at Charlotte	L 4-1
6/23	Rochester	L 3-2
7/3	Los Angeles	W 1-0
7/7	at Wilmington	L 1-0
7/13	Pittsburgh	W 3-1
7/21	Dayton	W 2-0
7/27	at Charlotte	L 1-0
7/28	Charlotte	W 2-1
8/3	Antigua	W 2-0
8/11	Harrisburg	W 2-1
8/17	at Antigua	W 1-0
8/19	at Antigua	L 2-1
8/25	Wilmington	L 3-2*

+ - U.S. Open Cup
* - USL PRO Playoffs

TEAM HISTORY

Year	League	W-L-T	Pts.	PO
2012	USL PRO	11-8-5	38	Qt. Fnlts.
2011	USL PRO	12-7-5	41	Final
2010	USL-2	9-5-6	33	Final
2009	USL-2	11-3-6	39	Champs
2008	USL-2	14-4-2	44	Semi.
2007	USL-2	12-3-5	31	Final
2006	USL-2	13-3-4	43	Champs
2005	USL-1	10-9-9	39	Final
2004	USL-1	17-8-3	54	Qt. Fnlts.
2003	USL-1	12-9-7	43	--
2002	USL-1	13-9-6	65	Final
2001	USL-1	16-7-3	76	Qt. Fnlts.
2000	USL-1	20-7-1	84	Cnf. Semi
1999	USL-1	17-11-0	69	2nd Rnd.
1998	USL-1	21-7-0	57	Cnf. Semi
1997	USL-1	15-13-0	45	Div. Semi
1996	USL-2	10-8-0	28	Final
1995	PDL	15-3-0	128	Champs
1994	PDL	4-14-0	44	--
1993	PDL	8-8-0	78	Div. Semi

Contact Information:

2001 Maywill Street
Suite 203
Richmond, VA 23220
www.richmondkickers.com
Phone: 804-644-5425
Fax: 804-591-2680
Facebook: www.facebook.com/richmondkickers
Twitter: @RichmondKickers

Stadium:

Richmond City Stadium
3201 Maplewood Avenue
Richmond, VA 23221
Capacity: 22,600
Surface: Grass, 117 x 72



ROCHESTER RHINOS



Head Coach
Jesse Myers

OWNER & CEO – ROB CLARK
PRESIDENT AND COO - PAT ERCOLI
 (585)454-3000 x. 104 / percoli@rhinossoccer.com
VICE PRESIDENT - DAVID CIESLINSKI
 (585)454-3000 x. 111 / davec@rhinossoccer.com
HEAD COACH - JESSE MYERS
 (585)454-3000 x.110 / jmyers@rhinossoccer.com
ASSISTANT COACH - WILLIAM SEDGEWICK
 (585)454-3000 x. 121 / bsedgewick@rhinossoccer.com

2013 SCHEDULE

4/13 at Tampa Bay 7:30 p.m.
 4/14 at Orlando 7:30 p.m.
 4/19 at Charlotte 7 p.m.
 4/20 at Richmond 7 p.m.
 4/27 at Harrisburg 7 p.m.
 5/4 Harrisburg 7:05 p.m.
 5/10 at Wilmington 7:30 p.m.
 5/18 Orlando 7:05 p.m.
 5/25 at Charleston 7:30 p.m.
 5/31 Los Angeles 7:35 p.m.
 6/1 at Pittsburgh 7 p.m.
 6/7 Montreal Reserves 7:35 p.m.
 6/14 Tampa Bay 7:35 p.m.
 6/16 Charleston 4:05 p.m.
 6/21 Antigua 7:35 p.m.
 6/29 Phoenix 7:05 p.m.
 7/4 at Dayton 7 p.m.
 7/6 Charlotte 7:05 p.m.
 7/12 Richmond 7:35 p.m.
 7/19 Wilmington 7:35 p.m.
 7/21 at Montreal Reserves TBD
 7/28 Antigua 4:05 p.m.
 8/2 Dayton 7:35 p.m.
 8/9 Pittsburgh 7:35 p.m.
 8/16 at Phoenix 10:30 p.m.
 8/17 at Los Angeles 11 p.m.

2012 RESULTS

4/14 at Los Angeles W 1-0
 4/20 at Los Angeles W 2-0
 4/28 at Dayton W 1-0
 5/5 Charlotte W 1-0
 5/11 at Charlotte W 1-0
 5/12 at Charleston W 1-0
 5/18 Dayton D 1-1
 5/22 Brooklyn W 3-0+
 5/25 at Harrisburg L 1-0
 5/26 at Dayton D 2-2
 5/29 at Philadelphia L 3-0+
 6/2 Richmond L 1-0
 6/8 Wilmington D 1-1
 6/15 at Harrisburg L 2-1
 6/17 at Pittsburgh D 1-1
 6/23 at Richmond W 3-2
 6/30 Harrisburg L 2-1
 7/4 Antigua W 4-1
 7/7 Dayton W 2-0
 7/12 at Wilmington D 0-0
 7/14 at Orlando L 4-0
 7/21 Pittsburgh W 2-0
 7/27 Los Angeles W 1-0
 8/3 Orlando L 1-0
 8/11 Charleston L 4-0
 8/18 Pittsburgh W 1-0
 8/31 Charleston L 1-1 (4-3 SO)*

+ - U.S. Open Cup
 * - USL PRO Playoffs

TEAM HISTORY

Year	League	W-L-T	Pts.	PO
2012	USL PRO	12-7-5	41	Semi.
2011	USL PRO	12-8-4	40	Final
2010	USD2	16-9-6	54	Qt. Fnlts.
2009	USL-1	11-9-10	43	Qt. Fnlts.
2008	USL-1	11-9-10	43	Semi.
2007	USL-1	12-10-6	42	1st Rnd.
2006	USL-1	13-4-11	50	Final
2005	USL-1	15-7-6	51	Semi.
2004	USL-1	15-10-3	48	Div. Fnl.
2003	USL-1	15-7-6	51	Semi.
2002	USL-1	17-8-3	72	Semi.
2001	USL-1	16-6-4	74	Champs
2000	USL-1	17-9-2	75	Champs
1999	USL-1	22-8-0	92	Final
1998	USL-1	24-4-0	70	Champs
1997	USL-1	14-14-0	42	1st Rnd.
1996	USL-2	14-13-0	36	Final

Contact Information:
 Rochester Rhinos
 460 Oak Street
 Rochester, N.Y., 14608
 www.rhinossoccer.com
 davec@rhinossoccer.com
 P: (585)454-3000
 F: (585)454-7000
 Facebook: www.facebook.com/rochesterrhinos
 Twitter: @RochesterRhinos

Stadium:
 Sahlen's Stadium
 460 Oak Street
 Rochester, N.Y., 14608
 Opened: 2006
 Capacity: 12,500
 Surface: Turf, 120 x 77



**Head Coach
Matt Weston**

2013 SCHEDULE

3/30	at Phoenix	10:30 p.m.
4/2	at Los Angeles	10:30 p.m.
4/7	at Portland Res.	TBD
4/13	Rochester	7:30 p.m.
4/21	Los Angeles	6:30 p.m.
4/26	Dayton	8 p.m.
4/30	at Orlando	7:30 p.m.
5/3	Antigua	8 p.m.
5/26	Wilmington	7:30 p.m.
6/1	Portland Reserves	7:30 p.m.
6/7	Antigua	7:30 p.m.
6/9	Phoenix	7:30 p.m.
6/14	at Rochester	7:35 p.m.
6/16	at Dayton	6:30 p.m.
6/21	at Charlotte	7 p.m.
6/22	at Charleston	7:30 p.m.
6/30	Richmond	7:35 p.m.
7/13	Charleston	7:30 p.m.
7/19	Harrisburg	7:30 p.m.
7/26	at Wilmington	7:30 p.m.
7/28	at Richmond	5 p.m.
8/2	Pittsburgh	7:30 p.m.
8/4	Orlando	7 p.m.
8/10	at Harrisburg	7 p.m.
8/11	at Pittsburgh	3:30 p.m.
8/16	Charlotte	7:30 p.m.

HEAD OF OPERATIONS NORTH AMERICA - JOHN MITCHELL

(813) 304-3647, john.mitchell@vsi-fc.com

HEAD OF BUS. DEVELOPMENT N. AMERICA - GARETH ALEXANDER

(813) 304-3636, gareth.alexander@vsi-fc.com

DIRECTOR OF SOCCER - CLAY ROBERTS

(813) 340-2396, clay.roberts@vsi-fc.com

COMMUNICATIONS & GAME-DAY OPS CTR - KATHY DRURY

(813) 615-2182, kathy.drury@vsi-fc.com

DIRECTOR OF PERFORMANCE -

OWEN "MAC" MCCARTHY

(813) 615-2182, mac.mccarthy@vsi-fc.com

HEAD COACH - MATT WESTON

(813) 352-2020, matt.weston@vsi-fc.com

ASSISTANT COACH- JOEL HARRISON

(813) 728-6321, joel.harrison@vsi-fc.com

INAUGURAL SEASON

Contact Information:

VSI Tampa Bay FC
13112 Telecom Drive
Temple Terrace, FL 33637
www.vsi-fc.com
Phone: (813) 615-2182
Fax: (813) 977-2678
Facebook: www.facebook.com/vsitampabayfc
Twitter: vsitampabayfc
Pinterest: vsitampabayfc

Stadium:
Plant City Stadium
1900 S Park Rd,
Plant City, FL 33563
Phone: (813) 864-0100
Capacity: 6,700
Surface: Grass



WILMINGTON HAMMERHEADS



Head Coach
David Irving

HEAD COACH – DAVID IRVING

(910) 777-2111 ext. 12, coachirving@wilmingtonhammerheads.com

GENERAL MANAGER – MATT SADLER

(910) 777-2111 ext. 11, gm@wilmingtonhammerheads.com

MARKETING AND PR MANAGER – DANIELLE DORANTICH

(910) 777-2111 ext. 14, marketing@wilmingtonhammerheads.com

OPERATIONS MANAGER – DANIELLE OSBORNE

(910) 777-2111 ext.13, operations@wilmingtonhammerheads.com

TICKET SALES REPRESENTATIVE – AMANDA BLACKWELL

(910) 777-2111 ext. 15, tickets@wilmingtonhammerheads.com

2013 SCHEDULE

4/19	Antigua	7:30 p.m.
4/26	at Los Angeles	10:30 p.m.
4/28	at Phoenix	9 p.m.
5/3	Richmond	7:30 p.m.
5/10	Rochester	7:30 p.m.
5/11	at Charleston	7:30 p.m.
5/18	Los Angeles	7:30 p.m.
5/25	at Orlando	7:30 p.m.
5/26	at Tampa Bay	7:30 p.m.
6/1	Phoenix	7:30 p.m.
6/5	at Harrisburg	7 p.m.
6/8	at Richmond	7 p.m.
6/15	NYRB Reserves	7:30 p.m.
6/22	Charlotte	7:30 p.m.
6/30	at NYRB Reserves	TBD
7/3	Orlando	7:30 p.m.
7/6	Harrisburg	7:30 p.m.
7/13	at Charlotte	8 p.m.
7/19	at Rochester	7:35 p.m.
7/20	at Pittsburgh	7 p.m.
7/26	Tampa Bay	7:30 p.m.
8/2	Charleston	7:30 p.m.
8/4	at Dayton	6:30 p.m.
8/9	Dayton	7:30 p.m.
8/14	Pittsburgh	7:30 p.m.
8/17	Antigua	7:30 p.m.

2012 RESULTS

4/15	at Orlando	L 4-1
4/21	Harrisburg	D 0-0
4/28	Pittsburgh	W 1-0
5/2	Antigua	W 3-0
5/4	at Los Angeles	L 2-1
5/6	at Los Angeles	D 2-2
5/19	Charlotte	D 1-1
5/22	Cal FC	L 4-0+
5/26	at Richmond	L 3-1
6/2	Orlando	W 3-1
6/8	at Rochester	D 1-1
6/9	at Harrisburg	W 2-0
6/15	Richmond	W 2-1
6/22	at Pittsburgh	L 2-1
6/23	at Dayton	L 4-0
6/30	Los Angeles	W 4-2
7/7	Richmond	W 1-0
7/12	Rochester	D 0-0
7/14	at Charleston	L 3-1
7/20	Dayton	W 2-0
7/25	at Orlando	D 1-1
8/3	at Charleston	D 2-2
8/4	Charleston	W 2-1
8/18	Charlotte	L 1-0
8/19	at Charlotte	W 2-1
8/25	at Richmond	W 3-2*
8/31	at Orlando	W 4-3*
9/8	at Charleston	L 1-0*

+ - U.S. Open Cup
* USL PRO Playoffs

TEAM HISTORY

Year	League	W-L-T	Pts.	PO
2012	USL PRO	10-7-7	37	Final
2011	USL PRO	14-7-3	45	Div. Semi
2010	DNP	—	—	—
2009	USL-2	12-3-5	41	Semi.
2008	USL-2	4-9-7	19	—
2007	USL-2	4-9-7	19	—
2006	USL-2	4-9-7	19	—
2005	USL-1	12-6-2	38	Semi.
2004	USL-2	10-6-3	33	Qt. Ftns.
2003	USL-2	11-6-3	36	Champs
2002	USL-2	14-4-2	69	Final
2001	USL-2	11-7-0	50	Cnf. Fnl.
2000	USL-2	13-4-1	60	Cnf. Qt.
1999	USL-2	14-4-0	59	Cnf. Fnl.
1998	USL-2	8-10-0	24	Dv. Semi
1997	USL-2	9-9-0	25	—
1996	USL-2	7-9-0	19	Semi.

Contact Information:
Wilmington Hammerheads
420 Raleigh Street, Suite E
Wilmington, NC 28412
www.wilmingtonhammerheads.com
Phone: (910) 777-2111
Fax: (910) 777-2112
Facebook: www.facebook.com/hammerheadsoccer
Twitter: @wilmhammerheads

Stadium:
Legion Stadium
2221 Carolina Beach Road
Wilmington, NC 28401
(910) 341-4604
Capacity: 6,000
Surface: Artificial turf; 120 x 70





MLS

USL PRO, MLS ENTER INTO GROUNDBREAKING PARTNERSHIP

Major League Soccer and USL PRO announced a groundbreaking, multi-year partnership in early 2013 that will enhance the development of professional players in North America, strengthen the competition in both leagues, and establish a solid foundation for future collaboration.

For 2013, the partnership will include interleague play between USL PRO and MLS Reserve League teams, and the establishment of several exclusive team affiliations. The first MLS-USL PRO affiliations will see direct working relationships between D.C. United and the Richmond Kickers, the New England Revolution and the Rochester Rhinos, the Philadelphia Union and Harrisburg City Islanders, and Sporting Kansas City and Orlando City.

These initial programs will immediately improve professional player development in the United States and Canada. Additional technical and commercial initiatives between the two leagues will be announced as they are finalized in the coming months.

"This partnership represents the first step in a long-term alliance between MLS and USL PRO to connect domestic professional soccer through a system that benefits player development, competition and the overall business of our sport," MLS Executive Vice President of Player Relations & Competition Todd Durbin said. "Over the past several years, USL PRO has made great strides in restructuring in a manner that serves to complement the objectives of MLS. This is a win-win for all involved and it demonstrates our strong commitment to growing North American professional soccer at all levels."

Each club affiliation will be customized to meet the needs of the respective teams, but all will include at least four players on long-term loan from the MLS parent club to its USL PRO affiliate. Those MLS teams with formal USL PRO affiliates will not participate in the 2013 MLS Reserve League. Neither MLS nor USL PRO clubs are required to enter into an affiliation, and specific affiliations will be announced in the coming days.

Each of the 13 USL PRO teams will compete in two interleague games against MLS Reserve teams. With the exception of Antigua, which will play both of its games at MLS Reserve teams, USL PRO teams have been paired with a single MLS team to play a home and home series. All interleague games will count in both the official USL PRO and MLS Reserve League standings. Details of the fixtures will be announced in conjunction with the forthcoming release of the official 2013 USL PRO schedule.



"USL PRO has for the past several years been the most sophisticated and competitive professional soccer league under MLS," USL CEO Alec Papadakis said. "This new partnership with MLS will elevate and strengthen the level of competition for domestic professional soccer while simultaneously creating a more sustainable financial model for team owners. As a result, we expect this partnership will forge a seamless system for the development of players and coaches, and promote the expansion of professional soccer into new North American markets."



MLS

MLS DIRECTORY

Major League Soccer

420 5th Avenue, 7th Floor • New York, NY 10018

www.mlssoccer.com • P: (212) 450-1200 • F: (212) 450-1300

MLS/SOCCER UNITED MARKETING EXECUTIVES

Don Garber - Commissioner

Mark Abbott - President, Major League Soccer

Kathy Carter - President, Soccer United Marketing

Howard Handler - Chief Marketing Officer

Sean Prendergast - Chief Financial Officer

J. Todd Durbin - Executive Vice President, Player Relations & Competition

JoAnn Neale - Executive Vice President, Human Resources, Administration & Social Responsibility

Nelson Rodriguez - Executive Vice President, Competition, Technical & Game Operations

Bill Ordower - Senior Vice President & General Counsel

Maribeth Towers - Senior Vice President, Consumer Products

David Wright - Senior Vice President, Global Sponsorship

MLS/SUM COMMUNICATIONS

Dan Courtemanche

Executive Vice President, Communications

(212) 450-1225, dan.courtemanche@mlssoccer.com

Marisabel Munoz

Senior Director, International Communications

(212) 450-1262, marisabel.munoz@mlssoccer.com

Will Kuhns

Director, Communications

(212) 450-1206, will.kuhns@mlssoccer.com

Sean Dennison

Director, Corporate Communications

(212) 450-1223, sean.dennison@mlssoccer.com

Lauren Brophy

Manager, Communications

(212) 450-1227, lauren.brophy@mlssoccer.com

Susan Marschall

Coordinator, Communications

(212) 450-1292, Susan.Marschall@mlssoccer.com

Vicky Mercado

Coordinator, International Communications

(212) 450-1222, Vicky.Mercado@mlssoccer.com



MLS

MLS CLUB COMMUNICATION CONTACTS

Chicago Fire

Brendan Hannan - (708) 496-6764
bhannan@chicago-fire.com

Chivas USA

Rodrigo Ochoa - (310) 630-3619
rochoa@cdchivasusa.com
Alejandro Arpiza - (310) 630-4583
aarpiza@cdchivasusa.com

Colorado Rapids

David Lindholm - (303) 727-3503
Dlindholm@dsgpark.com
Rachel Sweeney - (303) 727-3508
RSweeney@dsgpark.com

Columbus Crew

Alex Caulfield - (614) 447-4190
acaulfield@thecrew.com

D.C. United

Ryan Tronovich - (202) 587-5429
RTronovitch@dcunited.com
Sarah Lerner - (202) 587-5440
slerner@dcunited.com

FC Dallas

Leigh Anne Gullett - (469) 365-0054
lgullett@fcdallas.net
Jason Minnick - (469) 365-0068
JMinnick@fcdallas.net

Houston Dynamo

Lester Gretsch - (713) 276-7522
lgretsch@houstondynamo.com
Matt Pedersen - (713) 276-7520
MPedersen@houtsondynamo.com

Sporting Kansas City

Rob Thomson - (913) 387-3405
rthomson@sportingkc.com
Kurt Austin - (913) 387-3417
KAustin@sportingkc.com

Los Angeles Galaxy

Justin Pearson - (310) 630-2216
jpearson@lagalaxy.com
Jaime Cardenas - (310) 630-2215
jcardenas@lagalaxy.com

Montreal Impact

Patrick Vallee - (514) 328.3668, Ext. 227
Patrick.Vallee@impactmontreal.com
Eric Forest - 514.328.3668 Ext. 267
eric.forest@impactmontreal.com

New England Revolution

Lizz Summers - (508) 549-0496
lizzs@revolutionsoccer.net
Missy Wade - (508) 384-4372
MissyW@revolutionsoccer.net

Red Bull New York

Brian Tsao - (201) 583-7016
btsao@newyorkredbulls.com

Philadelphia Union

Aimee Cicero - (610) 497-8186
acicero@philadelphiaunion.com
Chris Glidden - (610) 497-6213
cgllidden@philadelphiaunion.com

Portland Timbers

Chris Metz - (503) 553-5433
CMez@portlandtimbers.com
Mark Kostic - (503) 553-5415
MKostic@portlandtimbers.com

Real Salt Lake

Trey Fitz-Gerald - (801) 924-8583
tfitz@realsaltlake.com
Sam Stejskal - (801) 727-2716
SStejskal@realsaltlake.com

San Jose Earthquakes

Jed Mettee - (408) 556-7723
jmettee@sjeearthquakes.com
Frank Stranzl - (408) 556-7774
FStranzl@sjeearthquakes.com

Seattle Sounders FC

Jeff Garza - (425) 203-8021
jeffga@soundersfc.com
Suzanne Lavender - (425) 203-8024
suzannel@seahawkssoundersfc.com

Toronto FC

Mike Masaro - (416) 815-5400 x 5375
MMasaro@torontofc.ca

Vancouver Whitecaps FC

Carly Jokic - (604) 669-9283 x2260
CThorsonJokic@whitecapsfc.com
Nathan Vanstone - (604) 629-2251
nvanstone@whitecapsfc.com



MLS

STABILIZING FORCE

Holt: MLS partnership strengthens USL PRO on and off the field

By Charles Cuttane
Executive Editor, Big Apple Soccer

Professional soccer in the United States, especially in lower level leagues, has always lacked stability. USL PRO is hoping to change that thanks to a new agreement with Major League Soccer.

“Not only do we think that this partnership will elevate and strengthen the level of competition on the field for USL PRO, but we also think off the field it helps create a more sustainable financial model for our team owners,” said Tim Holt, President of United Soccer Leagues.

“I think we have created an attractive option for players,” said Holt. “I think it’s one that will help both immediately help boost the level of play and the product that we put on the field, and I think it’s also a step in the right direction towards creating a sustainable vibrant business model for professional soccer below MLS— lower division professional soccer in this country.”

The partnership, unveiled in January, calls for a variety of initiatives. MLS teams can directly affiliate with USL PRO clubs, which four already have done, and supply at least four players on long term loan to their affiliate. Those MLS teams with formal USL PRO affiliates will not participate in the 2013 MLS Reserve League. Teams without affiliates will have their reserve teams play against USL PRO teams as part of the regular league schedule.

“What we had announced to date as the initiatives, which tangibly are the interleague play component and the affiliations, it’s just the first step or phase in a long term relationship with MLS that beginning in 2014 is going to expand further and become more and more integrated in the years to come,” Holt said of the groundbreaking deal.



Holt said the affiliate model is in some ways a hybrid of what sports fans may be familiar with in baseball, where major league teams have minor league affiliates, but also incorporating a European element where top flight clubs have reserve teams playing in a lower division.

“What we are trying to do is borrow models from lower level professional leagues in sports that have worked in the United States and what’s worked in soccer abroad and combining those into a new model which can be beneficial to MLS in terms of supporting its player and market development initiatives but also be very positive for USL PRO in terms of further developing its niche in this country’s soccer market,” said Holt.

The future plan calls for fully integrating MLS Reserve teams into USL PRO.

“It could be in the very same market in the same stadium (as the MLS team), it could be in the same market in a different slightly smaller venue, but one that still meets the minimum standards of USL PRO. It could be in a satellite market,” Holt said of how the reserve team integration might work.



MLS

While the agreement helps to provide a clear path to MLS from the lower divisions, it also helps the USL PRO teams stabilize, since some salaries will be borne by the MLS team.

“There is some increased profile and awareness that may come with being a formal affiliate of a Major League Soccer team,” Holt said of some initial benefits.

Beyond that, things still need to shake out, but could include MLS and Soccer United Marketing helping with generating revenue for USL PRO.

“We don’t know exactly how that could be monetized in terms of revenue generation, with sponsors, with fans, that will be one of the things that we learn a little bit, but I think that’s something that we work with,” Holt said.

USL PRO has all 11 of the teams that played last year returning for the 2013 season, plus the league has added a team in Phoenix and one in Sacramento that starts play in 2014.

“With our teams it’s just a matter of continuing to find ways to generate new revenue and have a model for professional soccer that doesn’t

require expenses that are out of whack with what can be generated on the revenue side each and every year.

“I think that’s been lower division professional soccer’s problem over the last 20 years. Those two things aren’t synched. When we restructured USL PRO 2-3 years ago, that was part and parcel of what we were doing, where the league model allowed them to achieve profitability on an annual operating basis, provided they were able to maximize those opportunities -- ticket sales, youth programs, sponsorship, etc. -- in their markets. We feel like we are getting there each year with more and more teams.”

Holt says part of the process included jettisoning teams that could not meet the new standards, while also being more stringent about who was allowed to join the league.

“We’ve stabilized and now we are starting to experience some growth, and we’ve added this (MLS) partnership, so there’s a lot of momentum going on. The teams feel very positive about the current and future of the league.”







MISL

USL entered into an agreement with the Major Indoor Soccer League in 2011 and began operating North America's most storied and tradition-rich professional indoor soccer league beginning with the 2011-12 season.

The MISL represents the top level of professional indoor soccer in North America and consisted of seven teams in 2012-13, including a new franchise in the Chicago Soul.

The MISL enjoyed fantastic growth in 2012-13, both in attendance and attention. More than 350,000 fans filled arenas during the regular season for the second consecutive year, and more than 100,000 watched games online. All MISL games are available online at MISLNation.com.

MISL indoor soccer was developed to appeal to sports fans around the world. The fast-paced,

fiercely competitive game is played on artificial turf on a hockey-rink-sized field surrounded by dasher boards and Plexiglas with eight-foot high by 14-foot wide goals receded into the end boards. Creative dribbling, pinpoint passing, acrobatic goalkeeping and rugged defensive play are all skills demonstrated by MISL players.

A typical MISL game features end-to-end-action resulting in approximately 60 shots and 11 goals per game. Each game includes four 15-minute quarters and a popular feature is multi-point scoring, with goals from long distance worth more. Other unique characteristics of the MISL include action-packed power plays and free substitution of players while play continues.

MISL FRANCHISES

Baltimore Blast
Chicago Soul
Milwaukee Wave
Missouri Comets

Rochester Lancers
Syracuse Silver Knights
Wichita Wings

Missouri Comets



Head Coach
Kim Roentved

Baltimore Blast



Head Coach
Danny Kelly

Rochester Lancers



Head Coach
Jim Hesch

Chicago Soul



Head Coach
Novica Marojevic

Syracuse Silver Knights



Head Coach
Tommy Tanner

Milwaukee Wave



Head Coach
Keith Tozer

Wichita Wings



Head Coach
LeBaron Hollimon





2012 CHAMPIONSHIP

FC LONDON CLAIMS PDL CHAMPIONSHIP



Forest City London claimed its first PDL Championship as Jordan Ayris scored a second-half goal to lift his side to a 2-1 victory against the Carolina Dynamo at Macpherson Stadium in Greensboro, N.C. . Ayris, an All-Central Conference selection, used his quick feet to capitalize on a scramble in the Dynamo penalty area to score the game-winning goal.

The victory capped a remarkable run by London through the playoffs that saw the club not only win its first playoff game, but defeat the Thunder Bay Chill, Michigan Bucks and Sounders FC U23 on the way to the championship game.

"It's been great, all the boys are great on the pitch, off the pitch we're good friends, they couldn't be more welcoming," Ayris said. "Coming in with the boys who had been here last year, or for two or three years, made it easy for me to come in."

FC London opened nervously, with goalkeeper Reece Richardson almost being made to pay for a poor clearance by Hakan Ilhan in the third minute, the UNC-Greensboro forward's chip going just over the empty goal. FC London settled soon, though, and was able to hold possession better than the Dynamo in the first 20 minutes.

Carolina that took the lead in the 26th minute, however, as it sprang forward on a counter-attack after a turnover in midfield, and Ilhan's pass split the defense to find Donnie Smith, who timed his run perfectly as London's back four looked for an offside flag. The UNC-Charlotte standout easily rounded Richardson and tucked his finish into the back of the net.

London was able to get back on even terms quickly, as the Dynamo's goal spurred it forward

in greater numbers. They were rewarded for their pressure as Bryan Da Cruz sent in a good cross from the left that was flicked goalward by Ayris. A Dynamo defender headed away, but the ball came to Carl Haworth as he cut through the penalty area and hit a perfect right-footed volley into the right corner of the net.

The Dynamo almost retook the lead through Smith moments later, but his volleyed effort went high and wide of the goal off Shane Malcolm's cross, leaving the game tied 1-1 at the break. The Dynamo continued to have most of the play to start the second half, with Ilhan and Smith trying to combine with Malcolm on the right side, but it was Haworth who produced the first big save as his rifled shot from 25 yards out was parried away by Peyton Ford.

The decisive moment came with 14 minutes to go as London got a free kick about 35 yards from goal. The Dynamo were able to clear the initial free kick, but Tyler Hemming picked up possession on the right side and cut back onto his left foot. The center back floated a cross into the penalty area, and the ball landed at the feet of Ayris, who flicked the ball quickly onto his left foot and finished tidily.

The Dynamo threw everything forward in the closing stages, and almost grabbed a late equalizer when substitute Mamadee Nyepon broke into the left side of the penalty area, only for Richardson to make an outstanding save with his left foot. Despite Carolina's pressure, FC London was able to hold on and claim a remarkable victory.

"It's unbelievable," FC London coach Martin Painter said. "I'm so proud of the players and what we've accomplished. It's been a challenging season, we've had our ups and downs, and we came together and fought through adversity and put in strong performances these last four games, tonight especially because Carolina's a great team, it's fantastic."





AUSTIN AZTEX



Head Coach
Paul Dalglish

2013 SCHEDULE

5/11	at Oklahoma City	8:30 p.m.
5/18	Houston	8:30 p.m.
5/25	Laredo	8:30 p.m.
6/1	Oklahoma City	8:30 p.m.
6/8	at Houston	8:30 p.m.
6/15	El Paso	8:30 p.m.
6/18	at Houston	8:30 p.m.
6/22	at Oklahoma City	8:30 p.m.
6/29	Houston	8:30 p.m.
7/3	at Laredo	9:15 p.m.
7/5	West Texas	8:30 p.m.
7/13	Oklahoma City	8:30 p.m.
7/18	at West Texas	8:30 p.m.
7/20	at El Paso	10 p.m.

CHAIRMAN - DAVID MARKLEY

dmarkley@austinaztex.com

CO-OWNER - RENE VAN DE ZANDE

rene@austinaztex.com

DIRECTOR OF OPERATIONS - RIC GRANRYD

(512) 402-2892, ric@austinaztex.com

MARKETING AND COMMUNICATIONS COORDINATOR - JEFF BURNS

jburns@austinaztex.com

ASSISTANT COACH - MANUEL BUENTELLO

mbuentello@austinaztex.com

DIRECTOR OF FAN RELATIONS - ED EASTON

ed@austinaztex.com

Year	League	W-L-T	Points	PO
2012	PDL	9-5-2	29	Cnf. Fnl.

Contact Information:

2720 Bee Caves Rd, Suite 220

Austin, TX 78746

P: (512) 402-2892

F: (512) 732-0556

www.austinaztex.com

info@austinaztex.com

Facebook: www.facebook.com/

AustinAztex

Twitter: @AustinAztex

Stadium:

House Park

1301 Shoal Creek Blvd,

Austin, TX 78701

Surface: Artificial Turf

Dimensions: 120 x 66



BALTIMORE BOHEMIANS



Head Coach
Steve Nichols

2013 SCHEDULE

5/18	at Long Island	7:30 p.m.
5/26	at New Jersey	5 p.m.
5/29	Central Jersey	7 p.m.
6/8	Ocean City	7 p.m.
6/10	Jersey	7 p.m.
6/12	Westchester	7 p.m.
6/16	at Jersey	7 p.m.
6/19	at New York	7:30 p.m.
6/22	New York	7 p.m.
6/28	at Bermuda	7 p.m.
7/7	at Reading	5 p.m.
7/13	Long Island	7 p.m.
7/17	New Jersey	7 p.m.
7/21	at Ocean City	7 p.m.

MANAGING MEMBER - LOUIS ANGELOS

(410)649-2000, langelos@lawpqa

CLUB PRESIDENT - PHILIP TIRABASSI

(410)302-9863, pnt@baltimorebohemians.com

STADIUM MANAGER, EX DIRECTOR OF PARK - JOHN MCHUGH

(443)807-1767, jmchugh@cedarlanesports.org

MEMBER, DIR. OF TEAM SERVICES & OPS - JAMES TIRABASSI

(410)322-2056, james.tirabassi@baltimorebohemians.com

MEMBER, DIRECTOR OF MARKETING & MEDIA RELATIONS - JOSEPH TIRABASSI

(410)322-0862, info@baltimorebohemians.com

DIRECTOR OF COMMUNITY RELATIONS - DAVID SCHROEDER

(410)375-3718 DavidS@bacchusimportersltd.com

Year	League	W-L-T	Points	PO
2012	PDL	5-7-4	19	--

Contact Information:

100 N. Charles Street, 22nd floor,

Baltimore, MD 21202

P: (443)980-BOHS

www.baltimorebohemians.com

info@baltimorebohemians.com

Facebook: facebook.com/

baltimorebohemians

Twitter: @baltimorebhs

Stadium:

Ridley Athletic Complex

2221 West Cold Spring Lane

Baltimore, MD 21211

Capacity: 5,000

Surface: Turf, 120x75



BERMUDA HOGGES



Head Coach
Devarr Boyles

2013 SCHEDULE

5/31	Reading	7 p.m.
6/2	New Jersey	5 p.m.
6/5	at Westchester	7:30 p.m.
6/7	at New York	7:30 p.m.
6/11	at Long Island	7:30 p.m.
6/13	at New Jersey	7:30 p.m.
6/15	at Jerseyq	7 p.m.
6/21	Central Jersey	7 p.m.
6/23	Long Island	5 p.m.
6/28	Baltimore	7 p.m.
6/30	New York	5 p.m.
7/4	at Ocean City	6 p.m.
7/6	at Central Jersey	6 p.m.
7/12	Jersey	7 p.m.

OWNER & GENERAL MANAGER - PAUL SCOPE

(441)505-4541, Paul_Scope@jltpark.bm

OFFICE MANAGER - LINDSEY LEMAN

(441)294-4541, Lindsey_Leman@jltpark.bm

REGISTRAR & PR - IAN RAWLINS

(441)295-2199, IRawlins@bermudafotball.com

Year	League	W-L-T	Points	PO
2012	PDL	4-10-2	14	--
2011	PDL	4-9-3	15	--
2010	PDL	4-11-1	13	--
2009	USL-2	4-12-4	16	--
2008	USL-2	5-13-2	17	--
2007	USL-2	3-14-2	11	--

Contact Information:
41 Cedar Ave., Hamilton HM12
Bermuda
Paul_Scope@jltpark.bm
P: (441)505-1100
F: (441)292-4496

Stadium:
Bermuda Athletic Association
(BAA) Field
PO Box HM190,
Hamilton HM AX Bermuda
Surface: Turf
Dimensions: 110 x 70



BYU COUGARS



Head Coach
Chris Watkins

2013 SCHEDULE

5/7	at OC Blues	10 p.m.
5/9	at Fresno	10 p.m.
5/11	at Ventura County	10 p.m.
5/18	at Real Colorado	9 p.m.
5/31	LA Misioneros	9:30 p.m.
6/1	Fresno	9:30 p.m.
6/8	Real Colorado	9:30 p.m.
6/14	So. California	9:30 p.m.
6/27	at So. California	10 p.m.
6/29	at LA Misioneros	8 p.m.
7/4	Tucson	9:30 p.m.
7/6	OC Blues	9:30 p.m.
7/12	Ventura County	9:30 p.m.
7/20	at Tucson	10:30 p.m.

OWNER - BRIGHAM YOUNG UNIVERSITY

HEAD COACH - CHRIS WATKINS

cwatkins@byu.edu

AST. COACH/RECRUITING COORDINATOR - CHAD SACKETT

chadmsackett@yahoo.com

ASSISTANT COACH - BRANDON GILLIAM

byusoccer0@yahoo.com

GM/TRAINER - DENIECE OATES

Deniece.oates@gmail.com

Year	League	W-L-T	Points	PO
2012	PDL	6-8-2	20	--
2011	PDL	4-8-4	16	--
2010	PDL	4-10-2	14	--
2009	PDL	7-5-4	25	--
2008	PDL	7-6-3	24	--
2007	PDL	13-1-2	41	Cnf. Fnl.
2006	PDL	9-6-1	28	Cnf. Fnl.
2005	PDL	8-7-1	25	--
2003-04	PDL	10-24-2	--	--

Contact Information:
206 SFH Brigham Young
University
Provo, UT 84602
www.byusoccer.com
cwatkins@byu.edu
P: (801)422-8733
F: (801)422-0699
Twitter: @byusoccer

Stadium:
South Stadium
1000 North 150 East
Provo, UT 84602
Capacity: 3,000
Surface: Grass
Dimensions: 120 x 75



CAROLINA DYNAMO



Head Coach
Marc Nicholls

2013 SCHEDULE

5/11	Virginia Beach	7 p.m.
5/18	at No. Virginia	7 p.m.
6/8	No. Virginia	7 p.m.
6/11	at West Virginia	7:30 p.m.
6/15	Southern WV	7 p.m.
6/19	at Virginia Beach	7 p.m.
6/22	SC United	7 p.m.
6/29	No. Virginia	7 p.m.
7/6	West Virginia	7 p.m.
7/9	at SC United	7:30 p.m.
7/12	at West Virginia	7:30 p.m.
7/13	at Southern WV	7 p.m.
7/17	at Virginia Beach	7 p.m.
7/20	SC United	7 p.m.

GENERAL MANAGER - SCOTT ZAPKO

(336) 669-0841, scottzapko@carolinadynamo.com

HEAD COACH - MARC NICHOLLS

(336) 202-4379, tdgys@bellsouth.net

DIRECTOR, SUPPORTER'S CLUB - GRAHAM MURPHY

Grahammurphy@carolinadynamo.com

Year	League	W-L-T	Pts.	PO
2012	PDL	11-1-4	37	Finalists
2011	PDL	11-4-1	34	Cnf. Semi
2010	PDL	7-5-4	25	--
2009	PDL	10-4-2	32	Div. Semi.
2008	PDL	7-7-2	23	--
2007	PDL	11-3-2	35	Cnf. Fnl.
2006	PDL	14-0-2	44	Cnf. Fnl.
2005	PDL	9-6-1	28	--
1993-04	PDL/USL-2	138-60-14	--	--

Contact Information:

Carolina Dynamo
PO Box 29513
Greensboro, NC 27429
www.carolinadynamo.com
Phone: (336) 669-0841
Facebook: www.facebook.com/carolinadynamo.com
Twitter: @Carolina_Dynamo

Stadium:

Macpherson Stadium
6105 Townsend Rd
Greensboro, NC 27214
Capacity: 3,000
Surface: Grass, 120x75



CENTRAL JERSEY SPARTANS



Head Coach
James Quinn

2013 SCHEDULE

5/18	Ocean City	6 p.m.
5/25	at Westchester	7:30 p.m.
5/29	at Baltimore	7 p.m.
6/8	New Jersey	6 p.m.
6/12	at Jersey	7 p.m.
6/15	Long Island	6 p.m.
6/21	at Bermuda	7 p.m.
6/20	at Ocean City	7 p.m.
7/6	Bermuda	6 p.m.
7/9	at New York	7 p.m.
7/12	at New Jersey	7:45 p.m.
7/13	Westchester	6 p.m.
7/14	New York	6 p.m.
7/20	Reading	6 p.m.

PRESIDENT - SAL AMATO

salamoto@premiersoccergroup.com

HEAD COACH - JAMES QUINN

james@cjspartans.com

OPERATIONS - ANTHONY NIXON

anthonymixon@cjspartans.com

Year	League	W-L-T	Pts.	PO
2012	PDL	4-10-2	13	--
2011	PDL	4-8-4	16	--
2010	PDL	7-5-3	27	--

Contact Information:

163 E. Main St #308
Little Falls, NJ 07424
www.cjspartans.com
P:(973)389-0878
F:(973)389-8119
Twitter: cjspartans10

Stadium:

Ben Cohen Field
Rider University
2083 Lawrenceville Road
Lawrenceville, N.J. 08648
P: (609)895-5778
Surface: Turf
Dimensions: 120x80



CFC AZUL



Head Coach
David Kelly

PRESIDENT/ OWNER – STEVE COXON

(203) 691 – 5294, Stephen.Coxon@cfcazul.com

GENERAL MANAGER – ROBIN SCHUPPERT

(203) 691 – 5294, Robin.Schuppert@cfcazul.com

DIRECTOR OF OPERATIONS – JAMIE SHURE

(203) 691 – 5294, Jamie.Shure@cfcazul.com

HEAD COACH – DAVID KELLY

(203) 691 – 5294, David.Kelly@cfcazul.com

2013 SCHEDULE

5/11	at Real Boston	7 p.m.
5/18	Western Mass	8 p.m.
5/31	at Ottawa	7 p.m.
6/1	at Vermont	7 p.m.
6/7	Ottawa	7 p.m.
6/8	GPS Portland	7 p.m.
6/15	Vermont	7 p.m.
6/16	at Seacoast	7 p.m.
6/22	Seacoast	7 p.m.
6/29	Western Mass	7 p.m.
7/6	Real Boston	7 p.m.
7/12	at Western Mass	7:30 p.m.
7/14	at GPS Portland	6 p.m.
7/20	at Real Boston	7 p.m.

Year	League	W-L-T	Pts.	PO
2012	PDL	6-5-5	23	--
2011	PDL	11-3-2	35	Cnf. Semi

Contact Information:

CFC Azul
1019 Sherman Ave.
Hamden, CT 06514
www.cfcazul.com
Phone: (203) 691 – 5294
Fax: (203) 691 – 5294
Facebook: www.facebook.com/cfcazul
Twitter: @CFCAzul

Stadium:

CCSU Soccer Stadium
1615 Stanley Street
New Britain, CT 06053
Phone: (203) 691 – 5294
Capacity: 1,000
Surface: Turf, 115x70



CHICAGO FIRE



Technical Director
Larry Sunderland

TECHNICAL DIRECTOR – LARRY SUNDERLAND

(630) 451-5310 – lsunderland@chicago-fire.com

PLAYER DEVELOPMENT DIRECTOR – JOHN DORN

(708) 496-6641 – jdorn@chicago-fire.com

PLAYER DEVELOPMENT MANAGER – KYLE RETZLAFF

(262) 565-8555 – kretzloff@chicago-fire.com

STAFF COACH – MARK PRIZANT

(239) 738-4284

STAFF COACH – STEVE MORRIS

(414) 243-4996 – smorris1103@gmail.com

STAFF COACH – STAN ANDERSON

(414) 313-3477 – sanderson@chicago-fire.com

2013 SCHEDULE

5/26	K-W United	12 p.m.
5/28	at Chicago Inferno	8:30 p.m.
6/1	at River City	7 p.m.
6/5	Chicago Inferno	4 p.m.
6/8	at Michigan	7:30 p.m.
6/9	at K-W United	7 p.m.
6/14	at River City	7 p.m.
6/16	Toronto	3 p.m.
6/19	River City	2 p.m.
6/27	London	2 p.m.
7/10	at Toronto	11 a.m.
7/12	at London	8 p.m.
7/17	Michigan	11 a.m.
7/21	Chicago Inferno	6 p.m.

Year	League	W-L-T	Pts.	PO
2012	PDL	6-7-3	21	--
2011	PDL	11-3-2	35	Cnf. Semi
2010	PDL	9-5-2	29	--
2009	PDL	10-1-5	35	Final
2008	PDL	8-2-6	30	1st Rnd.
2007	PDL	8-4-4	28	Cnf. Fnl.
2006	PDL	14-2-0	42	Cnf. Fnl.
2001-05	PDL	72-10-8	--	--

Contact Information:

Chicago Fire Soccer Club
7000 S. Harlem Avenue
Bridgeview, IL 60455
www.chicago-fire.com
Phone: (708) 594-7200
Fax: (708) 496-6050
Facebook: <http://www.facebook.com/chicagofire>
Twitter: @ChicagoFire

Stadium:

Toyota Park
7000 S. Harlem Avenue
Bridgeview, IL 60455
Phone: (708) 594-7200
Capacity: 20,000
Surface: Grass, 120x75



CHICAGO INFERNO



Head Coach
Tony Kees

PRESIDENT - TODD SHORT

(312) 277-7005, todd@infernosoc.com

HEAD COACH - TONY KEES

(312) 277-7006, tk@infernosoc.com

ASSISTANT COACH - BRIAN COLICCHIA

(312) 277-7007, bc@infernosoc.com

MARKETING & OPERATIONS - MATT RIZZO

(312) 277-7003, mr@infernosoc.com

2013 SCHEDULE

5/17	Michigan	8:30 p.m.
5/25	K-W United	8:30 p.m.
5/28	Chicago Fire	8:30 p.m.
5/31	at London	8 p.m.
6/2	at Toronto	4 p.m.
6/5	at Chicago Fire	4 p.m.
6/14	Toronto	8:30 p.m.
6/19	at Michigan	7:30 p.m.
6/25	London	8:30 p.m.
7/2	Michigan	8:30 p.m.
7/11	at River City	7 p.m.
7/14	at K-W United	7 p.m.
7/19	River City	8:30 p.m.
7/21	@Chicago Fire	6 p.m.

Year	League	W-L-T	Pts.	PO
2012	PDL	4-9-3	15	--

Contact Information:

Chicago Inferno
1020 College Avenue
Wheaton, IL 60187
www.infernosoc.com
Phone: (312) 277-7000
Fax: (312) 277-7001
Facebook: www.facebook.com/
infernosoccer
Twitter: @InfernoSoccer

Stadium:

Joe Bean Stadium
501 College Avenue
Wheaton, IL 60187
Phone: (630) 752-5000
Capacity: 2,000
Surface: Artificial Turf, 120x75



DES MOINES MENACE



Head Coach
Mike Jeffries

OWNER - KYLE KRAUSE

GENERAL MANAGER - MATT HOMONOFF

(515) 457-6366, msh@MenaceSoccer.com

HEAD COACH - MIKE JEFFRIES

(515) 457-6163, mej@MenaceSoccer.com

DIRECTOR OF OPERATIONS - ADAM SMALL

(515) 457-6365, ajs@MenaceSoccer.com

DIRECTOR OF YOUTH ACADEMY AND WOMEN'S TEAM - ABBY JOHNSON

(515) 457-6034, abs@MenaceSoccer.com

YOUTH DEVELOPMENT DIRECTOR AND HEAD COACH,

WOMEN'S TEAM - KEVIN SCHALK

(515) 707-4263, kxs@MenaceSoccer.com

2013 SCHEDULE

5/11	at Springfield	8 p.m.
5/18	Winnipeg	8:30 p.m.
5/25	at St. Louis	6 p.m.
5/30	at Winnipeg	8 p.m.
6/1	at Thunder Bay	7:30 p.m.
6/5	at Kansas City	8 p.m.
6/8	Springfield	8:30 p.m.
6/14	Thunder Bay	8:30 p.m.
6/15	Thunder Bay	8:30 p.m.
6/22	Kansas City	8:30 p.m.
7/6	at St. Louis	6 p.m.
7/9	at Kansas City	8 p.m.
7/13	Real Colorado	8:30 p.m.
7/20	St. Louis	8:30 p.m.

Year	League	W-L-T	Pts.	PO
2012	PDL	8-5-3	27	--
2011	PDL	12-4-0	36	Cnf. Semi
2010	PDL	6-3-7	25	--
2009	PDL	11-1-4	37	Cnf. Fnl.
2008	PDL	7-4-5	26	--
2007	PDL	8-7-1	25	--
2006	PDL	10-4-2	32	Cnf. Semi.
2005	PDL	12-3-1	37	Champs
1994-04	PDL	117-77-6	--	--

Contact Information:

Des Moines Menace
6400 Westown Parkway
West Des Moines, IA 50266
www.MenaceSoccer.com
Phone: (515) 226-9890
Fax: (515) 226-1596
Facebook: www.facebook.com/dmmenace
Twitter: @MenaceSoccer

Stadium:

Valley Stadium
4440 Mills Civic Parkway
West Des Moines, IA 50265
Capacity: 8,500
Surface: FieldTurf, 120x72



EL PASO PATRIOTS



Head Coach
Hugo Samano

2013 SCHEDULE

5/11	at West Texas	8:30 p.m.
5/18	at Oklahoma City	8:30 p.m.
5/23	Oklahoma City	10 p.m.
5/25	Houston	10 p.m.
6/1	at West Texas	8:30 p.m.
6/8	West Texas	10 p.m.
6/14	at Laredo	9:15 p.m.
6/15	at Austin	8:30 p.m.
6/22	West Texas	10 p.m.
6/29	Laredo	10 p.m.
7/12	at Houston	8:30 p.m.
7/13	at Laredo	9:15 p.m.
7/18	Laredo	10 p.m.
7/20	Austin	10 p.m.

PRESIDENT/OWNER - ENRIQUE CERVANTES
VICE PRESIDENT - DIANA CERVANTES
 (915)771-6620 dicervantes@hotmail.com
MEDIA RELATIONS - DUKE KEITH
 (915)630-8852 duke.r.keith@gmail.com
HEAD COACH – HUGO SAMANO
 (915) 771-6620

Year	League	W-L-T	Points	PO
2012	PDL	7-7-1	23	--
2011	PDL	10-3-3	33	Cnf. Semi.
2010	PDL	6-6-4	19	--
2009	PDL	8-6-2	26	--
2008	PDL	8-5-3	27	--
2007	PDL	8-6-2	26	Cnf. Semi.
2006	PDL	7-7-2	23	--
2005	PDL	11-3-2	35	Final
89-04	USL	157-175-16	--	--

Contact Information:
 6941 Industrial Blvd.
 El Paso, TX 79915
 www.elpasopatriots.com
 dicervantes@hotmail.com
 P: (915) 771-6620
 F: (915) 778-8802
 Facebook: facebook.com/
 chivaselpaso
 Twitter: ElPasoPatriots

Stadium:
 Patriots Stadium
 6941 Industrial
 El Paso, Texas, 79915
 P: (915)771-6620
 Capacity: 2,300
 Surface: Grass
 Dimensions: 110 x 68



F.A. EURO - NEW YORK MAGIC



Head Coach
Joe Balsamo

2013 SCHEDULE

5/12	at New Jersey	6 p.m.
5/19	at Jersey	5 p.m.
6/26	Reading	6 p.m.
6/1	Long Island	7:30 p.m.
6/7	Bermuda	7:30 p.m.
6/9	at Reading	5 p.m.
6/15	Westchester	4 p.m.
6/22	at Baltimore	7 p.m.
6/30	at Bermuda	5 p.m.
7/9	Central Jersey	7 p.m.
7/12	Ocean City	7 p.m.
7/14	at Central Jersey	6 p.m.
7/17	at Westchester	7:30 p.m.

PRESIDENT & CO-OWNER - JOE BALSAMO
 (917) 379-4080 joe.balsamo@faeuro.com
VICE PRESIDENT & CO-OWNER - LYNDELLE PHILLIPS
 (646) 641-9250 tolliverp@aol.com
EXECUTIVE DIRECTOR - MARCO BALSAMO
 (917) 640-8481 marco.balsamo@faeuro.com
ASSISTANT COACH - ANGELO ORLANDO
 angelo.orlando@faeuro.com
GOALKEEPING TRAINER - ROSARIO CANDELA
 rosario.candela@faeuro.com
DIRECTOR OF FOOTBALL OPERATIONS - BEN MARCU
 (718) 704-3918 ben.marcu@faeuro.com


INAUGURAL SEASON

Contact Information:
 F.A. Euro - New York Magic
 (New York F.A. Euro)
 1809 78th Street
 Brooklyn, NY 11214
 www.faeuro.com
 Phone: (718) 331-6308
 Fax: (718) 331-6308
 Facebook: www.facebook.com/
 FAEuro
 Twitter: @FAEuro

Stadium:
 TBD



FC TUCSON



**Head Coach
Rick Schantz**

2013 SCHEDULE

5/11	at LA Misioneros	8 p.m.
5/18	So. California	10:30 p.m.
5/25	at Ventura County	10 p.m.
5/26	at OC Blues	10 p.m.
6/1	at So. California	10 p.m.
6/6	OC Blues	0:30 p.m.
6/8	Fresno	10:30 p.m.
6/11	at So. California	10 p.m.
6/22	at Fresno	10 p.m.
6/28	Ventura County	10:30 p.m.
6/30	Ventura County	10:30 p.m.
7/4	at BYU	9:30 p.m.
7/13	LA Misioneros	10:30 p.m.
7/20	BYU	10:30 p.m.

MANAGING MEMBER, HEAD COACH – RICK SCHANTZ

(520) 390-8852, rick@fctucson.com

MANAGING MEMBER, GENERAL MANAGER – JON PEARLMAN

(520) 440-3855, jonathan@fctucson.com

MANAGING MEMBER, CHIEF BUSINESS OFFICER – CHRIS KEENEY

(832) 457-4845, chris@fctucson.com

MANAGING MEMBER, CHIEF LEGAL OFFICER – GREG FOSTER

(520) 270-7650, greg@fctucson.com

ASSISTANT GENERAL MANAGER (TEAM ADMIN) – KATE NORTON

(724) 331-7135, kate@fctucson.com

MEDIA RELATIONS MANAGER – H. JOSE BOSCH

(540) 435-6097, jbosch@fctucson.com

Year	League	W-L-T	Points	PO
2012	PDL	9-3-4	31	Cnf. Semi.
2011	PDL	9-5-2	29	1st Round

Contact Information:
3600 S. Country Club Road
Tucson, AZ 85713
www.fctucson.com
Phone: (520) 334-1115
Facebook: www.facebook.com/FCTucson
Twitter: @FC_Tucson
YouTube: www.youtube.com/
FCTucsonSoccer

Stadium:
Kino North Field 5
3600 S. Country Club Road
Tucson, AZ 85513
Phone: (520) 334-1115
Capacity: 1,480
Surface: Grass, 116x75



FOREST CITY LONDON



**Head Coach
Martin Painter**

2013 SCHEDULE

5/18	at River City	7 p.m.
5/22	at Toronto	7 p.m.
5/31	Chicago Inferno	8 p.m.
6/6	River City	8 p.m.
6/12	at K-W United	7 p.m.
6/14	Michigan	8 p.m.
6/21	K-W United	8 p.m.
6/25	at Chicago Inferno	8:30 p.m.
6/27	at Chicago Fire	2 p.m.
7/5	Toronto	8 p.m.
7/10	at Michigan	7:30 p.m.
7/12	Chicago Fire	8 p.m.
7/14	at Toronto	4 p.m.
7/19	K-W United	8 p.m.

GENERAL MANAGER - MELINDA MAIKA

(519)200-7120, Melinda@fclondon.ca

PRESIDENT - IAN CAMPBELL

(310)947-6164, icampbell@fclondon.ca

MEDIA RELATIONS - JOE FARINA

(519)671-5929, jfarina@fclondon.ca

Year	League	W-L-T	Points	PO
2012	PDL	7-5-4	25	Champs
2011	PDL	9-5-2	29	1st Round
2010	PDL	10-1-5	35	Cnf. Semi.
2009	PDL	8-3-5	29	Div. Semi.

Contact Information:
515 Richmond Street
PO BOX 11
London, ON N6A4V3
www.fclondon.ca
info@fclondon.ca
P: (519)200-7120
F: (519)645-0781
Facebook:
www.facebook.com/fclondon
Twitter: @fclondon

Stadium:
German-Canadian Club
1 Cove Road
London, Ontario, N6A 4V3
Capacity: 1,000
Surface: Grass
Dimensions: 105 x 65



FORT LAUDERDALE SCHULZ ACADEMY



**Head Coach
Josef Schulz**

PRESIDENT AND HEAD COACH - DR. JOSEF SCHULZ
(561) 414-3790, Jschulz575@aol.com
CLUB MANAGER AND ASSISTANT COACH - BRIAN QUINTANA
(305) 588-4124, Bq4hf@hotmail.com

2013 SCHEDULE

5/11	at SW Florida	6 p.m.
5/23	Mississippi	7 p.m.
5/25	at Tampa Bay	7 p.m.
6/2	Bradenton	4 p.m.
6/11	at Bradenton	4:30 p.m.
6/17	Ocala	6:30 p.m.
6/22	at Ocala	7 p.m.
6/29	Tampa Bay	6 p.m.
7/3	Orlando	6:30 p.m.
7/7	Panama City Beach	4 p.m.
7/11	at Mississippi	8 p.m.
7/13	at Panama City Beach	8:30 p.m.
7/18	at Orlando	7 p.m.
7/20	SW Florida	6 p.m.

Year	League	W-L-T	Points	PO
2012	PDL	3-10-3	12	--
2011	PDL	2-11-3	9	--
2010	PDL	0-12-2	2	--

Contact Information:
Ft. Lauderdale Schulz Academy
10707 San Bernardino Way
Boca Raton, FL 33428
www.SchulzSoccerAcademy.com
Phone: (561) 414-3790
Facebook: www.facebook.com/
schulzacademy.com

Stadium:
Lynn University
3601 N Military Trail
Boca Raton, FL 33431
(561) 237-7000
Phone: (561) 237-4000
Surface: Grass



FRESNO FUEGO



**Head Coach
Scott Alcorn**

GENERAL MANAGER - JEREMY SCHULTZ
(559)324-9422 • jschultz@fresnogrizzlies.com
DIR. OF CORPORATE SALES - FABRICIO CODECEIRA
(559)320-2543 • fcodeceira@fresnogrizzlies.com
HEAD COACH - SCOTT ALCORN
(559)281-77802 • pamscott@pacbell.net

2013 SCHEDULE

5/4	at LA Misioneros	8 p.m.
5/9	BYU	10 p.m.
5/24	LA Misioneros	10 p.m.
5/30	Ventura County	10 p.m.
6/1	at BYU	9:30 p.m.
6/8	at Tucson	10:30 p.m.
6/14	at OC Blues	10 p.m.
6/20	OC Blues	0 p.m.
6/22	Tucson	10 p.m.
6/25	at So. California	10 p.m.
7/6	at Ventura County	10 p.m.
7/11	OC Blues	10 p.m.
7/13	So. California	10 p.m.
7/21	at LA Misioneros	8 p.m.

Year	League	W-L-T	Points	PO
2012	PDL	8-5-3	27	--
2011	PDL	13-0-3	42	Cnf. Fnl.
2010	PDL	8-4-4	28	--
2009	PDL	6-6-4	22	--
2008	PDL	9-5-2	29	Cnf. Semi.
2007	PDL	10-4-2	32	Semi.
2006	PDL	7-7-2	23	--
2005	PDL	10-5-1	31	Cnf. Semi.
2003-04	PDL	25-9-2	--	--

Contact Information:
1800 Tulare Street
Fresno, CA 93721
www.fresnofuego.com
P: (559)320-2520
F: (559)264-0795
Facebook: www.
facebook.com/profile.
php?id=100000197510097
Twitter: @FresnoFuegoFC

Stadium:
Chukchansi Park
1800 Tulare Street
Fresno, CA 93721
Phone: 559-320-4487
Capacity: 12,500
Surface: Grass
Dimensions: 110 x 70



GPS PORTLAND PHOENIX



Head Coach
Alistair Bain

GENERAL MANAGER - PAUL BABER
(207)878-5780, pbaber@mainepremiersoccer.com
HEAD COACH - ALLY BAIN
(207)878-5780, abain@mainepremiersoccer.com
PDL OPERATIONS MANAGER - NEIL HARRIES
(207)878-5780, neil@mainepremiersoccer.com

2013 SCHEDULE

5/11	Vermont	6 p.m.
5/18	Seacoast	6 p.m.
5/24	at Western Mass	7:30 p.m.
6/1	Seacoast	6 p.m.
6/8	at CFC Azul	7 p.m.
6/13	at Seacoast	7 p.m.
6/15	Ottawa	6 p.m.
6/22	at Real Boston	7 p.m.
7/6	Western Mass	6 p.m.
7/10	at Vermont	7 p.m.
7/13	Real Boston	6 p.m.
7/14	CFC Azul	6 p.m.
7/19	at Ottawa	7 p.m.
7/20	at Vermont	7 p.m.

Year	League	W-L-T	Points	PO
2012	PDL	10-4-2	32	Div. Playoff
2011	PDL	8-3-5	29	1st Rnd.

Contact Information:
Maine Premier Soccer
512 Warren Avenue
Portland, ME 04103
www.mainepremiersoccer.com
Phone: (207)878-5780
Fax: (207)878-5778
Facebook: www.facebook.com/
MPSPortlandPhoenix
Twitter: @mainepremiersoccer

Stadium:
Memorial Stadium - Deering
High School
370 Stevens Avenue
Portland, ME 04103
Capacity: 1,500
Surface: Turf, 120x80



HOUSTON DUTCH LIONS



Technical Director
Hans van Arum

PRESIDENT - MARTIN KROEZE
m.kroeze@texasdutchlionsfc.com
VICE PRESIDENT - ROBERT KROEZE
(713) 498-4499, r.kroeze@texasdutchlionsfc.com
HEAD COACH PDL - HANS VAN ARUM
h.vanarum@texasdutchlionsfc.com
TECHNICAL DIRECTOR - MARCO PRUIS
(713) 498-3888, m.pruis@texasdutchlionsfc.com
DIRECTOR OF YOUTH ACADEMY - DAVY ZWAARD
(713) 992-0745, d.zwaard@texasdutchlionsfc.com
BUSINESS MANAGER - DENNIS KROEZE
(713) 498-1038, d.kroeze@texasdutchlionsfc.com

2013 SCHEDULE

5/11	Laredo	8:30 p.m.
5/18	at Austin	8:30 p.m.
5/23	at West Texas	8:30 p.m.
5/25	at El Paso	10 p.m.
5/30	Oklahoma City	8:30 p.m.
6/8	Austin	8:30 p.m.
6/15	at Oklahoma City	8:30 p.m.
6/18	Austin	8:30 p.m.
6/21	at Laredo	9:15 p.m.
6/29	at Austin	8:30 p.m.
7/5	Oklahoma City	8:30 p.m.
7/7	West Texas	8:30 p.m.
7/12	El Paso	8:30 p.m.
7/20	at Oklahoma City	8:30 p.m.

Year	League	W-L-T	Points	PO
2012	PDL	5-9-2	17	--
2011	PDL	12-2-2	38	Semifinals

Contact Information:
Houston Dutch Lions FC
28030 FM 2978 road #101
Magnolia, TX 77354
www.texasdutchlionsfc.com
Phone: (281) 989-7593
Facebook: www.facebook.com/
TexasDutchLions
Twitter: @DutchLionsTexas

Stadium:
Woodforest Bank Stadium
19115 David Memorial Drive
Shenandoah, TX, 77385
Capacity: 9600
Surface: Artificial, 120x70



IMG ACADEMY BRADENTON



**Head Coach
Scott Dean**

2013 SCHEDULE

5/19	at Orlando	7 p.m.
5/26	Ocala	4:30 p.m.
5/29	Orlando	4:30 p.m.
6/2	at Ft. Lauderdale	4 p.m.
6/7	at Panama City Beach	8:30 p.m.
6/11	Ft. Lauderdale	4:30 p.m.
6/14	Tampa Bay	4:30 p.m.
6/18	at Tampa Bay	7 p.m.
6/23	Mississippi	4:30 p.m.
6/29	at SW Florida	6 p.m.
7/3	SW Florida	4:30 p.m.
7/7	at Ocala	7 p.m.
7/13	at Mississippi	8 p.m.
7/19	Panama City Beach	4:30 p.m.

PRESIDENT – MATTHEW BAEHR
(941) 752-2677, Matthew.Baehr@imgworld.com
HEAD COACH – SCOTT DEAN
(941) 752-7360, Scott.Dean@imgworld.com
ASSISTANT COACH – SCOTT BOWERS
(941) 752-2679, Scott.Bowers@imgworld.com
OPERATIONS – DION DANIELS
(941) 752-2674, Dion.Daniels@imgworld.com

Year	League	W-L-T	Points	PO
2012	PDL	8-6-2	26	--
2011	PDL	8-6-2	26	--
2010	PDL	5-5-4	19	--
2009	PDL	9-2-5	32	Semi.
2008	PDL	10-2-4	34	Cnf. Semi.
2007	PDL	8-4-4	24	--
2006	PDL	11-4-1	34	Cnf. Semi.
2005	PDL	8-8-0	24	--
1998-04	PDL	61-52-6	--	--

Contact Information:
5500 34th ST W
Bradenton, FL 34210
www.imgacademies.com
Phone: (941) 752-2677
Fax: (941) 752-2544
Facebook: www.facebook.com/
IMGACADEMY
Twitter: @IMGACADEMY

Stadium:
IMG Soccer Complex
5694 47th st w,
Bradenton, FL 34210
Phone: (941) 752-2677
Capacity: 2000
Surface: Grass, 120x80



JERSEY EXPRESS



**Head Coach
Jeff Matteo**

2013 SCHEDULE

5/19	New York	5 p.m.
5/22	Westchester	8 p.m.
5/29	New Jersey	8 p.m.
6/5	Ocean City	8 p.m.
6/8	at Westchester	7:30 p.m.
6/10	at Baltimore	7 p.m.
6/12	Central Jersey	7 p.m.
6/15	Bermuda	7 p.m.
6/16	Baltimore	7 p.m.
6/23	at Ocean City	7 p.m.
6/30	at Reading	5 p.m.
7/12	at Bermuda	7 p.m.
7/17	at Long Island	8 p.m.
7/21	at New Jersey	5 p.m.

GENERAL MANAGER - GALI MAIMON
P: (917)907-4092, F: (718)451-1915
gali@jerseyexpresssoccer.org or galim1@prodigy.net

Year	League	W-L-T	Points	PO
2012	PDL	10-3-3	33	Div. Semi.
2011	PDL	11-2-3	36	Cnf. Fnl.
2010	PDL	10-3-3	33	Cnf. Semi.
2009	PDL	6-8-2	20	--
2008	PDL	8-2-6	30	Cnf. Semi.

Contact Information:
140 Mountain Avenue
Suite 303
Springfield, NJ 07081
www.jerseyexpresssoccer.org
gali@jerseyexpresssoccer.org
or galim1@prodigy.net
P: (917)907-4092
F: (718)451-1915

Stadium:
New Jersey Institute of
Technology (JIIT)
80 Lock Street, Newark, NJ,
07103
P: 973-596-5730
Capacity: 2,000
Surface: Turf
Dimensions: 110 x 70



KANSAS CITY BRASS



Head Coach
Lincoln Roblee

2013 SCHEDULE

5/19	at St. Louis	3 p.m.
5/31	at Springfield	8 p.m.
6/5	Des Moines	8 p.m.
6/11	Winnipeg	8 p.m.
6/17	Springfield	8 p.m.
6/20	Real Colorado	8 p.m.
6/22	at Des Moines	8:30 p.m.
7/2	Thunder Bay	8 p.m.
7/6	at Winnipeg	8 p.m.
7/7	at Winnipeg	3 p.m.
7/9	Des Moines	8 p.m.
7/11	St. Louis	8 p.m.
7/20	at Real Colorado	9 p.m.
7/21	at Real Colorado	4 p.m.

PRESIDENT - EMILIO JOHN

(913)488-3331, info@kc-brass.com

VICE PRESIDENT & GENERAL MANAGER - ALAN BLINZLER

(913)488-3331, info@kc-brass.com

GAME DAY OPERATIONS - ROBERT WHITMAN

(913) 687-1014, Robert@kc-brass.com

MEDIA RELATIONS - ROBERT WHITMAN

(913) 687-1014, Robert@kc-brass.com

Year	League	W-L-T	Pts.	PO
2012	PDL	6-9-1	19	--
2011	PDL	4-8-4	16	--
2010	PDL	1-12-3	6	--
2009	PDL	4-9-5	15	--
2008	PDL	6-9-1	19	--
2007	PDL	8-3-5	29	--
2006	PDL	8-4-4	28	--
2005	PDL	8-8-0	24	--
1998-04	PDL	39-79-4	--	--

Contact Information:

Kansas City Brass
P.O. Box 25761
Overland Park, KS 66225-5761
www.kc-brass.com
info@kc-brass.com
P: (913) 488-3331
F: (913) 451-9607
Facebook: www.facebook.com/pages/
Kansascitybrass
Twitter: @kcbrass

Stadium:

Overland Park Soccer Complex
13700 Switzer Road
Overland Park, KS 66221
Phone: (913) 685-1512
Capacity: 1,000
Surface: Turf



K-W UNITED FC



Head Coach
Brett Mosen

2013 SCHEDULE

5/23	at River City	7 p.m.
5/25	at Chicago Inferno	8:30 p.m.
5/26	at Chicago Fire	12 p.m.
6/1	at Michigan	7:30 p.m.
6/7	River City	7 p.m.
6/9	Chicago Fire	7 p.m.
6/12	London	7 p.m.
6/21	at London	8 p.m.
6/23	at Toronto	4 p.m.
7/5	Michigan	7 p.m.
7/7	Toronto	7 p.m.
7/14	Chicago Inferno	7 p.m.
7/19	at London	8 p.m.
7/21	Toronto	7 p.m.

PRESIDENT - BARRY MACLEAN

(519) 651-6385, bmaclean@kwunitedfc.com

DIRECTOR OF FOOTBALL - BRETT MOSEN

(519) 803-8669, bmosen@kwunitedfc.com

DIRECTOR OF OPERATIONS - NIKI BUDALIC

(519) 591-4771, nbudalic@kwunitedfc.com

Year	League	W-L-T	Points	PO
2012	PDL	4-9-3	15	--

Contact Information:

K-W United FC
1111 Homer Watson Blvd.
Kitchener, ON
N2C 2P7
Phone: (519) 896-8947
Fax: (519) 896-8959
Facebook: www.facebook.com/
kwunitedfc
Twitter: @kwunitedfc

Stadium:

University Stadium
81 Seagram Drive
Waterloo, ONT
N2L 3B6
Phone: (519) 884-0710 ext. 3427
Capacity: 6,000
Surface: Field Turf, 110 x 73



KITSAP PUMAS



**Head Coach
James Ritchie**

OWNER - ROBIN WAITE
robin@kitsapsoccerclub.com
HEAD COACH - JAMES RITCHIE
jamesr@kitsapsoccerclub.com
ASSISTANT COACH - DUSTYN BRIM
dustynb@kitsapsoccerclub.com
OFFICE MANAGER - JULIE DIEFENDORF
julied@kitsapsoccerclub.com

2013 SCHEDULE

5/4	at Victoria	8 p.m.
5/10	at Vancouver	10 p.m.
5/18	at Washington	10:30 p.m.
5/24	at Sounders U23	10 p.m.
5/28	at Washington	10:30 p.m.
6/1	Portland	10 p.m.
6/8	Vancouver	10 p.m.
6/15	Portland	10 p.m.
6/21	at Portland	10 p.m.
6/23	Victoria	4 p.m.
6/28	at North Sound	10:30 p.m.
7/3	Washington	10:30 p.m.
7/7	North Sound	4 p.m.
7/13	Sounders U23	10 p.m.

Year	League	W-L-T	Points	PO
2012	PDL	10-4-2	32	Div. Playoffs
2011	PDL	12-1-3	35	Champs.
2010	PDL	12-2-2	38	Cnf. Fnl.
2009	PDL	12-1-3	39	Cnf. Fnl.

Contact Information:
4020 Wheaton Way, Ste P
Bremerton, WA 98310
www.kitsapsoccerclub.com
Phone: 360-377-6008
Fax: 360-377-2967
info@kitsapsoccerclub.com

Stadium:
Gordon Field (Kitsap
County Fairgrounds)
1200 N.W. Fairgrounds
Road
Bremerton, WA 98311
360-337-5350
capacity: 1800
Field Dimensions: 70X115
(turf)



LA MISIONEROS FC



**Head Coach
Ever Morataya**

GENERAL MANAGER - CARLOS BARRAGAN
(310)421-6989, theangelesconfrontation@gmail.com
RECEPTIONIST - JANETTE AVELLANEDA
(323)564-2248
GAME DAY OPERATIONS - FREDDY AVELLANEDA
(310)491-8419

2013 SCHEDULE

5/4	Fresno	8 p.m.
5/11	Tucson	8 p.m.
5/18	Ventura County	8 p.m.
5/24	at Fresno	10 p.m.
5/26	So. California	8 p.m.
5/31	at BYU	9:30 p.m.
6/9	at OC Blues	10 p.m.
6/15	at Ventura County	10 p.m.
6/22	at So. California	10 p.m.
6/29	BYU	8 p.m.
6/30	OC Blues	8 p.m.
7/13	at Tucson	10:30 p.m.
7/19	at Ventura County	10 p.m.
7/21	Fresno	8 p.m.

Year	League	W-L-T	Points	PO
2012	PDL	5-4-7	22	--
2011	PDL	1-13-2	5	--
2010	PDL	5-8-3	18	--
2009	PDL	9-3-4	31	Div. Semi.
2008	PDL	6-6-4	22	--
2007	PDL	6-5-5	23	--

Contact Information:
3323 Tweedy Blvd.
South Gate, CA 90280
lamisionerosfc.com
freddyavl@aol.com
P: (323)564-2248
Facebook: www.facebook.com/
LosangelesMisionerosfc
Twitter: @lamisionerosfc

Stadium:
4410 McKinley Ave.
Los Angeles, CA 90011
Surface: 110x74
Dimensions: 110x74



LAREDO HEAT



Head Coach
Fernando Hernandez

2013 SCHEDULE

5/11	at Houston	8:30 p.m.
5/17	West Texas	9:15 p.m.
5/25	at Austin	8:30 p.m.
6/5	West Texas	9:15 p.m.
6/8	at Oklahoma City	8:30 p.m.
6/14	El Paso	9:15 p.m.
6/21	Houston	9:15 p.m.
6/27	at West Texas	8:30 p.m.
6/29	at El Paso	10 p.m.
7/3	Austin	9:15 p.m.
7/11	Oklahoma City	9:15 p.m.
7/13	El Paso	9:15 p.m.
7/18	at El Paso	10 p.m.
7/20	at West Texas	8:30 p.m.

GENERAL MANAGER - J.J. VELA

(956) 723 - 4700, jjvela@laredoheatsc.com

HEAD COACH - FERNANDO HERNANDEZ

(956) 723 - 4700

Year	League	W-L-T	Points	PO
2012	PDL	10-3-3	33	Cnf. Semi.
2011	PDL	11-3-2	35	Final
2010	PDL	9-5-2	29	Cnf. Semi.
2009	PDL	7-1-8	29	Cnf. Fn.
2008	PDL	8-4-4	28	Final
2007	PDL	10-2-4	34	Champs
2006	PDL	14-2-0	42	Final
2005	PDL	9-7-0	27	Cnf. Fn.
2004	PDL	2-5-1	7	--

Contact Information:
Laredo Heat Soccer Club
7220-A Bob Bullock Loop,
Suite 3A
Laredo, TX 78041
www.laredoheatsc.com
Phone: (956) 723 - 4700
Fax: (956) 723 - 7663
Facebook: www.facebook.com/laredoheatsc
Twitter: @LaredoHeatSC

Stadium:
Texas A&M International
University Soccer
Complex
5201 University Boulevard
Laredo, TX 78041
Capacity: 2,500
Surface: Grass, 116 X 78



LONG ISLAND ROUGH RIDERS



Head Coach
Paul Roderick

2013 SCHEDULE

5/18	Baltimore	7:30 p.m.
6/1	at New York	7:30 p.m.
6/5	Reading	7 p.m.
6/9	New Jersey	5:30 p.m.
6/11	Bermuda	7:30 p.m.
6/15	at Central Jersey	6 p.m.
6/19	Ocean City	7 p.m.
6/23	at Bermuda	5 p.m.
6/29	Westchester	7:30 p.m.
7/6	at Westchester	7:30 p.m.
7/12	at Reading	7 p.m.
7/13	at Baltimore	7 p.m.
7/17	Jersey	8 p.m.
7/19	at Ocean City	7 p.m.

PRESIDENT - PETER ZARATIN

(516)-622-3900 ext 20, pzaratin@liroughriders.com

VICE PRESIDENT - FLAVIO FERRI

(516)-622-3900 ext. 15, fferri@liroughriders.com

FACILITIES & OPERATIONS - MEGHAN FREY

(516)-622-3900 ext.18, mfrey@globalballsportscenters.com

DIRECTOR OF MARKETING - YANIS BEN HAMIDA

(516)-622-3900 ext. 17, ybenhamida@liroughriders.com

HEAD COACH - PAUL RODERICK

(516)-622-3900, proderick@liroughriders.com

Year	League	W-L-T	Points	PO
2012	PDL	6-7-3	21	--
2011	PDL	12-1-3	39	Semi.
2010	PDL	8-4-4	28	--
2009	PDL	12-2-2	28	Cnf. Semi.
2008	PDL	8-4-4	28	--
2007	PDL	7-6-3	23	--
2006	PDL	3-12-5	14	--
2005	PDL	7-13-0	21	--
94-04	USL-1/USL-2	150-92-12	--	--

Contact Information:
1425 Old Country Road;
Building A
Plainview, NY 11803
<http://www.liroughriders.com/>
Phone: (516)-622-3900
Fax: (516)-622-3901
Facebook: www.facebook.com/LIRoughRidersSoccer
Twitter: www.twitter.com/LIRoughRiders

Stadium:
CY Donnelly Stadium
Saint Anthony's High School
275 Wolf Hill Road
Melville, NY 11747
Phone: (631)-271-2020
Capacity: 3,000
Surface: Field Turf



MICHIGAN BUCKS



**Head Coach
Gary Parsons**

2013 SCHEDULE

5/17	at Chicago Inferno	8:30 p.m.
5/25	River City	12 p.m.
6/1	K-W United	7:30 a.m.
6/5	at Toronto	11 a.m.
6/8	Chicago Fire	7:30 p.m.
6/14	at London	8 p.m.
6/19	Chicago Inferno	7:30 p.m.
6/22	at River City	7 p.m.
6/27	Toronto	7:30 p.m.
7/2	at Chicago Inferno	8:30 p.m.
7/5	at K-W United	7 p.m.
7/10	London	7:30 p.m.
7/13	River City	7:30 p.m.
7/17	@ Chicago Fire	11 a.m.

CHAIRMAN/ CEO - DAN DUGGAN

(216)533-0757, fqap@aol.com

DIRECTOR OF OPERATIONS - SHERWIN CONNELL

(917)325-9345, sconnell@bucksoccer.com

DIRECTOR OF COACHING - GARY PARSONS

(248)563-6691, parsons@oakland.edu

Year	League	W-L-T	Points	PO
2012	PDL	13-1-2	41	Cnf. Fnl.
2011	PDL	12-2-2	38	Cnf. Fnl.
2010	PDL	11-3-2	34	Cnf. Fnl.
2009	PDL	8-5-3	27	--
2008	PDL	13-1-2	41	Cnf. Semi.
2007	PDL	11-2-3	36	Final
2006	PDL	9-4-3	30	Champs
2005	PDL	11-4-1	34	Cnf. Fnl.
98-04	PDL	105-40-7	--	--

Contact Information:
867 South Boulevard
Pontiac, MI 48341
www.bucksoccer.com
sconnell@bucksoccer.com
P: (248)334-7460
F: (440)458-8623
Facebook: www.facebook.com/
michiganbucks
Twitter: @michiganbucks

Stadium:
Ultimate Soccer Arenas
867 South Boulevard
Pontiac, MI 48341
P: (248)648-7000
Capacity: 2,000
Surface: Turf
Dimensions: 110 x 75



MISSISSIPPI BRILLA



**Head Coach
Drew Courtney**

2013 SCHEDULE

5/23	at Ft. Lauderdale	7 p.m.
5/25	at SW Florida	6 p.m.
5/31	Ocala	8 p.m.
6/2	Tampa Bay	8 p.m.
6/8	Orlando	8 p.m.
6/13	SW Florida	8 p.m.
6/21	at Tampa Bay	7 p.m.
6/23	at Bradenton	4:30 p.m.
6/25	at Panama City Beach	8:30 p.m.
6/29	Panama City Beach	8 p.m.
7/5	at Ocala	7 p.m.
7/7	at Orlando	7 p.m.
7/11	Ft. Lauderdale	8 p.m.
7/13	Bradenton	8 p.m.

EXECUTIVE DIRECTOR/GENERAL MANAGER - RUSTY BRYANT

(601) 924-3475 rusty.bryant@msbrillafc.org

DIRECTOR OF OPERATIONS - SCOTT TAYLOR

(601) 924-3475 scott.taylor@msbrillafc.org

HEAD COACH - DREW COURTNEY

(601) 924-3475 drew.courtney@msbrillafc.org


Year	League	W-L-T	Points	PO
2012	PDL	8-7-1	25	--
2011	PDL	12-2-2	38	Cnf. Semi.
2010	PDL	11-0-3	36	Cnf. Semi.
2009	PDL	9-1-6	33	Cnf. Semi.
2008	PDL	7-6-3	24	--
2007	PDL	6-5-5	23	--

Contact Information:
PO Box 281
Clinton, MS 39060
www.brillasoccer.org
Phone: (601) 924-3475
Fax: (601) 488-0226
Facebook: www.facebook.com/
brillafc
Twitter: @msbrillafc

Stadium:
Arrow Field
401 Arrow Drive
Clinton, MS 39056
Phone: (601) 924-5656
Capacity: 6,085
Surface: Synthetic, 120 x 66



NJ LUSO RANGERS



Head Coach
Carlos Rasoilo

2013 SCHEDULE

5/12	New York	6 p.m.
5/19	at Reading	6 p.m.
5/26	Baltimore	5 p.m.
5/29	Jersey	8 p.m.
6/2	at Bermuda	5 p.m.
6/8	at Central Jersey	6 p.m.
6/9	at Long Island	5:30 p.m.
6/13	Bermuda	7:30 p.m.
6/23	Reading	7:30 p.m.
6/23	Westchester	5 p.m.
7/7	at Ocean City	7 p.m.
7/12	Central Jersey	7:45 p.m.
7/17	at Baltimore	7 p.m.
7/21	Jersey	5 p.m.

DIRECTOR OF OPERATIONS - DANIEL C. RASOILLO
(732)535-2548, luso@lusosoccer.com

CORPORATE DIRECTOR - ROSA RASOILLO
(732)208-5817, rrasoilo22@gmail.com

TEAM MANAGER - ROBERT FREDERICKS
luso@lusosoccer.com

MARKETING MANAGER - GINA VILAR
(908)230-3970

Year	League	W-L-T	Points	PO
2012	PDL	8-5-3	27	--
2011	PDL	5-10-1	12	--
2010	PDL	5-11-0	15	--
2009	PDL	2-12-2	6	--
2008	PDL	2-12-2	8	--

Contact Information:
996 North Shore Drive
Bridgewater, NJ 07192
www.lusosocceracademy.com
luso@lusosoccer.com
P: (732)882-6204

Stadium:
Drew Univeristy
36 Madison Ave, Madison, NJ
Surface: Turf



NORTH SOUND SEAWOLVES



Head Coach
Ed Moore

2013 SCHEDULE

5/18	Portland	4 p.m.
5/25	at Victoria	10 p.m.
5/26	at Vancouver	6 p.m.
5/31	at Portland	2 p.m.
6/5	at Sounders U23	10:30 p.m.
6/7	Vancouver	10:30 p.m.
6/14	at Victoria	10 p.m.
6/17	at Washington	10:30 p.m.
6/21	Victoria	10:30 p.m.
6/28	Kitsap	10:30 p.m.
7/4	Sounders U23	7 p.m.
7/7	at Kitsap	4 p.m.
7/12	Washington	10:30 p.m.
7/14	Vancouver	10:30 p.m.

PRESIDENT - ALEX SILVA
(206) 898-6183, alex@seawolvesfc.com

HEAD COACH - ED MOORE

(601) 291-4274, edmoore@seawolvesfc.com

GENERAL MANAGER - JIM UNDERHILL

(425) 248-9001

OFFICE MANAGER - LESLIE PHAN

(206) 898-6183, info@seawolvesfc.com

MARKETING & PARTNERSHIP DEVELOPMENT - JIM UNDERHILL

(425) 428-9001, info@seawolvesfc.com

Year	League	W-L-T	Points	PO
2012	PDL	4-12-0	12	--
2011	PDL	4-8-4	16	--

Contact Information:
13004 Ne 125th Way,
Unit A
120 Kirkland, WA 98034
www.seawolvesfc.com
info@seawolvesfc.com
P: (206)898-6183
F: (425)614-7323
Facebook:
www.facebook.com/
SeaWolvesFootballClub
Twitter: @seawolvesfc

Stadium:
Edmonds Woodway
High School
7600 212th St Sw,
Edmonds Wa 98026
Capacity: 2000
Surface: Turf
Dimensions: 100 X 55



NORTHERN VIRGINIA ROYALS



GENERAL MANAGER - MO SHETA

(703)490-4988, royalsgm@novaafc.org

Head Coach
TBD

2013 SCHEDULE

5/18	Carolina	7 p.m.
5/25	at Virginia Beach	7 p.m.
5/31	at West Virginia	7:30 p.m.
6/1	at West Virginia	7:30 p.m.
6/8	at Carolina	7 p.m.
6/15	Virginia Beach	7 p.m.
6/21	West Virginia	7 p.m.
6/28	at SC United	7:30 p.m.
6/29	at Carolina	7 p.m.
7/5	Southern WV	7 p.m.
7/12	at Southern WV	7 p.m.
7/14	SC United	7 p.m.
7/20	Southern WV	7 p.m.
7/21	Virginia Beach	7 p.m.

Year	League	W-L-T	Points	PO
2012	PDL	5-7-4	19	--
2011	PDL	10-5-1	31	1st Rnd.
2010	PDL	6-6-4	22	--
2009	PDL	2-10-4	10	--
2008	PDL	3-8-5	14	--
2007	PDL	3-11-2	11	--
2006	PDL	6-10-0	18	--
2005	USL-2	2-18-0	6	--
2004	USL-2	35-95-1	--	--
98-04	USL-2	35-95-1	--	--

Contact Information:
3075 PS Business Center Drive
Woodbridge VA 22192
www.novaafc.org
royalsgm@novaafc.org
P: 703-361-KICK (5425)
F: (571)402-1124
Facebook: www.facebook.com/
northernvirginiaroyals
Twitter: @NovaRoyals

Stadium:
Fairfax High School
3501 Rebel Run Fairfax, VA
22030
Surface: Turf
Dimensions: 115 x 70



OC BLUES STRIKERS



Head Coach
Federico Bianchi

2013 SCHEDULE

5/4	Ventura County	10 p.m.
5/7	BYU	10 p.m.
5/11	So. California	10 p.m.
5/26	Tucson	10 p.m.
6/6	at Tucson	10:30 p.m.
6/9	LA Misioneros	10 p.m.
6/14	Fresno	10 p.m.
6/20	at Fresno	10 p.m.
6/22	at Ventura County	10 p.m.
6/30	at LA Misioneros	8 p.m.
7/6	at BYU	9:30 p.m.
7/11	at Fresno	10 p.m.
7/17	at So. California	10 p.m.
7/20	So. California	10 p.m.

PRESIDENT - MARYAM MANSOURI MANAGING DIRECTOR - ALI MANSOURI COMMUNICATIONS MANAGER -

ALONDRA HERNANDEZ

alondra@bluessoccerclub.com

HEAD COACH - FEDERICO BIANCHI

Federico@bluessoccerclub.com

Year	League	W-L-T	Points	PO
2012	PDL	2-11-3	9	--
2011	PDL	4-10-2	14	--

Contact Information:
Pali Blues Soccer Club
801 E Chapman Ave
Fullerton, CA 92831
bluessoccerclub.com
Phone: (310) 777-7897
Facebook: facebook.com/
PaliBluesSoccer
Twitter: @PaliBluesPDL

Stadium:
Edison High School
21400 Magnolia Street
Huntington Beach, CA 92646
Surface: Grass



Ocala Stampede



Head Coach
Cheyne Roberts

OWNER - BILL REED
352-867-8899, billreed@civillc.com
OWNER - TED STRAWBRIDGE
352-427-3232, ted@gspccocala.com
HEAD COACH - CHEYNE ROBERTS
352-804-0132, c.roberts@ocalastampede.com

2013 SCHEDULE

5/17	at Tampa Bay	7 p.m.
5/26	at Bradenton	4:30 p.m.
5/31	at Mississippi	8 p.m.
6/2	at Panama City Beach	8:30 p.m.
6/6	SW Florida	7 p.m.
6/14	at Orlando	7 p.m.
6/17	at Ft. Lauderdale	6:30 p.m.
6/20	Panama City Beach	7 p.m.
6/22	Ft. Lauderdale	7 p.m.
6/29	Orlando	7 p.m.
7/5	Mississippi	7 p.m.
7/7	Bradenton	7 p.m.
7/13	at SW Florida	6 p.m.
7/18	Tampa Bay	7 p.m.

Year	League	W-L-T	Points	PO
2012	PDL	11-3-2	35	Cnf. Semi.

Contact Information:
Ocala Stampede
524 S Pine Ave.
Ocala, FL 34471
www.ocalastampede.com
Phone: (352) 804-0132
Fax: (352) 509-3130
Facebook: http://
www.facebook.com/
OcalaStampede
Twitter: @ocalaStampede

Stadium:
Trinity Catholic High
School Stadium
2600 SW 42nd Street
Ocala, FL 34471
Phone: (352) 622-9025
Fax: (352) 861-8164



Ocean City FC Nor'Easters



Head Coach
Tim Oswald

PRESIDENT - GIANCARLO GRANESE
GENERAL MANAGER - NEIL HOLLOWAY
nholloway@oceancityfc.com
DIRECTOR OF OPERATIONS - DAN ASH
dash@oceancityfc.com
DIRECTOR OF COMMUNICATIONS - STEVE THURLBY
sthurlby@oceancityfc.com
HEAD COACH - TIM OSWALD
toswald@verizon.net
ASSISTANT HEAD COACH - KEVIN NUSS
knuss@oceancityfc.com

2013 SCHEDULE

5/18	at Central Jersey	6 p.m.
6/1	at Westchester	7:30 p.m.
6/5	at Jersey	8 p.m.
6/8	at Baltimore	7 p.m.
6/15	at Reading	7 p.m.
6/19	at Long Island	7 p.m.
6/23	Jersey	7 p.m.
6/30	Central Jersey	7 p.m.
7/4	Bermuda	6 p.m.
7/7	New Jersey	7 p.m.
7/12	at New York	7 p.m.
7/14	Reading	7 p.m.
7/19	Long Island	7 p.m.
7/21	Baltimore	7 p.m.

Year	League	W-L-T	Points	PO
2012	PDL	13-3-0	39	Cnf. Semi.
2011	PDL	2-6-8	14	--
2010	PDL	5-6-5	20	--
2009	PDL	9-4-3	30	Conf. Fnl.
2008	PDL	6-5-5	23	--
2007	PDL	9-3-4	31	Cnf. Semi.
2006	PDL	6-4-6	24	--
2005	PDL	12-3-1	37	Cnf. Semi.
97-04	USL	83-54-9	--	--

Contact Information:
200 6th Street
Ocean City, NJ 08226
www.oceancityfc.com
Phone: (609) 525-9999
Fax: (609) 399-4784
Facebook: www.facebook.com/
oceancityfc
Twitter: @oceancityfc

Stadium:
Carey Stadium
6th Street & Boardwalk
Ocean City, NJ, 08226
Capacity: 3,500
Surface: Grass



OKLAHOMA CITY FC



Head Coach
Jimmy Hampton

MANAGING PARTNER - DEBRAY AYALA
(405)232-7223, dayala@soldoutstrategies.com
MANAGING PARTNER - BRAD LUND
(405)232-7223, blund@soldoutstrategies.com
ASSISTANT GENERAL MANAGER - DAVIS HUDIBURG
(405)232-7223, dhudiburg@oklahomacityfc.com
DIRECTOR OF OPERATIONS - BRENN SKILLERN
(405)232-7223, bskillern@oklahomacityfc.com
HEAD COACH - JIMMY HAMPTON
(405)232-7223, jhampton@oklahomacityfc.com

2013 SCHEDULE

5/11	Austin	8:30 p.m.
5/18	El Paso	8:30 p.m.
5/23	at El Paso	10 p.m.
5/25	at West Texas	8:30 p.m.
5/30	at Houston	8:30 p.m.
6/1	at Austin	8:30 p.m.
6/8	Laredo	8:30 p.m.
6/15	Houston	8:30 p.m.
6/22	Austin	8:30 p.m.
6/29	West Texas	8:30 p.m.
7/5	at Houston	8:30 p.m.
7/11	at Laredo	9:15 p.m.
7/13	at Austin	8:30 p.m.
7/20	Houston	8:30 p.m.

INAUGURAL SEASON

Contact Information:
414 NW 4th Street, #120
Oklahoma City, OK 73102
admin@oklahomacityfc.com
Phone: (405) 232-7223
www.oklahomacityfc.com
Facebook: www.facebook.com/
oklahomacityfc
Twitter: @OklahomaCityFC

Stadium:
Stars Field
NW 27th Street and Florida Avenue
Oklahoma City, OK 73106
Phone: (405) 208-5000
Capacity: 1,000
Surface: Grass, 120x80



ORLANDO CITY U23



Head Coach
Paul Shaw

PRESIDENT - PHIL RAWLINS
407-478-4071, prawlins@orlandocitysoccer.com
HEAD COACH - PAUL SHAW
(407)-478-4086, pshaw@orlandocitysoccer.com
OPERATIONS - MIKE CASTRO
(386) 228-5291, mcastro@orlandocitysoccer.com

2013 SCHEDULE

5/19	Bradenton	7 p.m.
5/22	Tampa Bay	7 p.m.
5/25	at Panama City Beach	8:30 p.m.
5/29	at Bradenton	4:30 p.m.
6/1	at SW Florida	6 p.m.
6/8	at Mississippi	8 p.m.
6/14	Ocala	7 p.m.
6/19	SW Florida	7 p.m.
6/22	Panama City Beach	7 p.m.
6/29	at Ocala	7 p.m.
7/3	at Ft. Lauderdale	6:30 p.m.
7/7	Mississippi	7 p.m.
7/13	at Tampa Bay	7 p.m.
7/18	Ft. Lauderdale	7 p.m.

Year	League	W-L-T	Points	PO
2012	PDL	8-3-5	29	Semi.
2011	PDL	11-3-2	35	Cnf. Semi.

Contact Information:
Orlando City Soccer Club
1201 S. Orlando Ave
Winter Park, FL 32789
www.orlandocitysoccer.com
Phone- 855-675-2489
Facebook- www.facebook.com/
orlandocitysoccer
Twitter- @OrlandoCitySC

Stadium:
Seminole Soccer Complex
1900 Seminole Soccer Loop
Sanford, FL 32771
Phone: 407-321-5264
Capacity: 3,666
Surface: Grass, 120x75



OTTAWA FURY



**Head Coach
Stephen O'Kane**

2013 SCHEDULE

5/24	Real Boston	7 p.m.
5/31	CFC Azul	7 p.m.
6/1	Western Mass	7 p.m.
6/7	at CFC Azul	7 p.m.
6/8	at Western Mass	7:30 p.m.
6/15	at GPS Portland	6 p.m.
6/16	at Real Boston	7 p.m.
6/19	Vermont	7 p.m.
6/26	Vermont	7 p.m.
6/29	Vermont	7 p.m.
7/6	at Seacoast	7 p.m.
7/7	at Seacoast	7 p.m.
7/12	Seacoast	7 p.m.
7/19	GPS Portland	7 p.m.

OWNER & CEO – JOHN PUGH

(613)265-4543, johnpugh@sympatico.ca

DIRECTOR OF OPERATIONS – MELANIE RUTHERFORD

(613)812-1410, mrutherford@bellnet.ca

DIRECTOR OF COMMUNICATION & MARKETING – GRAEME IVORY

(613)878-3321, graeme.ivory@gmail.com

PDL HEAD COACH – STEPHEN O'KANE

(613)816-7379, stephen@designeffex.com

PDL ASSISTANT COACH – JASON WHITING

(613)720-5250, jasonwhiting2001@hotmail.com

PDL MANAGER – MARC LAPOINTE

(613)851-1192, marclapointe@rogers.com

Year	League	W-L-T	Points	PO
2012	PDL	10-3-3	33	Cnf. FnI.
2011	PDL	4-7-5	17	--
2010	PDL	11-2-3	36	Cnf. FnI.
2009	PDL	12-0-4	40	Div. FnI.
2008	PDL	9-4-3	30	--
2007	PDL	3-8-5	13	--
2006	PDL	7-6-3	24	--
2005	PDL	9-7-0	27	--

Contact Information:
Ottawa Fury Soccer Club
458 MacLaren St. Floor 2
Ottawa, ON K1R 5K6
www.ottawafury.com
Phone: (613) 235-3879
Fax: (613) 567-3879
Facebook: www.facebook.com/
OttawaFurySC
Twitter: @OttawaFurySC

Stadium:
Algonquin College Soccer
Complex
1385 Woodroffe Ave.
Building Z
Ottawa, ON K2G 1V8
Phone: (613) 727-4723
ext. 6584
Capacity: 1200
Surface: Field Turf, 110x70



PANAMA CITY BEACH PIRATES



**Head Coach
Greg DeVito**

2013 SCHEDULE

5/25	Orlando	8:30 p.m.
5/31	Tampa Bay	8:30 p.m.
6/2	Ocala	8:30 p.m.
6/7	Bradenton	8:30 p.m.
6/15	SW Florida	8:30 p.m.
6/20	at Ocala	7 p.m.
6/22	at Orlando	7 p.m.
6/25	Mississippi	8:30 p.m.
6/29	at Mississippi	8 p.m.
7/7	at Ft. Lauderdale	4 p.m.
7/9	at SW Florida	7 p.m.
7/13	Ft. Lauderdale	8:30 p.m.
7/19	at Bradenton	4:30 p.m.
7/20	at Tampa Bay	7 p.m.

CO-OWNER - JILL HOLT

(850)527-6918, jholt@PanamaCityBeachPirates.com

CO-OWNER - AMY DALTON

(850)319-5885, adalton@PanamaCityBeachPirates.com

CO-OWNER - EEHAB KENAWY, M.D.

(850)527-7899, Kenawy@PanamaCityBeachPirates.com

HEAD COACH - GREG DEVITO

(404)432-3018, gdevito@panamacitybeachpirates.com

Year	League	W-L-T	Points	PO
2012	PDL	6-7-3	21	--

Contact Information:
17320 Panama City Beach Parkway,
Suite 204, Panama City Beach,
FL 32413
www.PanamaCityBeachPirates.com
info@PanamaCityBeachPirates.com
P: (850)249-2469
F: (850)441-3003
Facebook: www.facebook.com/
PanamaCityBeachPirates
Twitter: @PCBeachPirates

Stadium:
Mike Gavlak Stadium
550 Ail Coleman Road
Panama City Beach, FL 32413
Surface: Grass
Dimensions: 120 x 70



PORTLAND TIMBERS U-23S



Head Coach
Jim Rilatt

GENERAL MANAGER – GAVIN WILKINSON
TIMBERS U-23S HEAD COACH – JIM RILATT
(503) 804-4912, jrillatt@portlandtimbers.com
SOCCER OPERATIONS COORDINATOR – AARON LEWIS
(503) 553-5570, alewis@portlandtimbers.com
MEDIA RELATIONS MANAGER – MARC KOSTIC
(503) 553-5415, mkostic@portlandtimbers.com

2013 SCHEDULE

5/16	Sounders U23	2 p.m.
5/18	at North Sound	4 p.m.
5/23	Vancouver	2 p.m.
5/31	North Sound	2 p.m.
6/1	at Kitsap	10 p.m.
6/5	at Washington	10 p.m.
6/9	at Sounders U23	5 p.m.
6/15	at Kitsap	10 p.m.
6/21	Kitsap	10 p.m.
6/28	Washington	10 p.m.
6/30	Victoria	10 p.m.
7/12	at Vancouver	10 p.m.
7/13	at Victoria	10 p.m.
7/16	Sounders U23	10 p.m.

Year	League	W-L-T	Points	PO
2012	PDL	10-4-2	32	Cnf. Semi.
2011	PDL	6-6-4	22	--
2010	PDL	16-0-0	48	Champs.
2009	PDL	11-3-2	35	Cnf. Semi.

Contact Information:
Portland Timbers U-23s
1844 SW Morrison St.
Portland, OR 97205
www.portlandtimbers.com/u-23s
Phone: (503) 553-5400
Facebook: www.facebook.com/
PortlandTimbers
Twitter: @TimbersFC

Stadium:
JELD-WEN Field
1844 SW Morrison St.
Portland, OR 97205
Phone: (503) 553-5400
Capacity: 20,438
Surface: FieldTurf, 110x74



READING UNITED AC



Head Coach
Brendan Burke

PRESIDENT & GM - ARTHUR W. AUCHENBACH III
(610)927-4474, art@readingunitedac.com
VICE PRESIDENT & TECHNICAL DIR. - TROY SNYDER
(484)332-0840, troy@readingunitedac.com
HEAD COACH - BRENDAN BURKE
brendan@readingunitedac.com
ASSISTANT GM - RYAN LINEAWEAVER
(610)914-6971, ryan@readingunitedac.com

2013 SCHEDULE

5/11	Westchester	7 p.m.
5/19	New Jersey	6 p.m.
5/26	at New York	6 p.m.
5/31	at Bermuda	7 p.m.
6/5	at Long Island	7 p.m.
6/9	New York	5 p.m.
6/15	Ocean City	7 p.m.
6/21	at New Jersey	7:30 p.m.
6/26	at Westchester	7:30 p.m.
6/30	Jersey	5 p.m.
7/7	Baltimore	5 p.m.
7/12	Long Island	7 p.m.
7/14	at Ocean City	7 p.m.
7/20	at Central Jersey	6 p.m.

Year	League	W-L-T	Pts.	PO
2012	PDL	11-2-3	36	Conf. Semi.
2011	PDL	12-2-2	38	1st Rnd.
2010	PDL	10-2-4	34	Semi.
2009	PDL	13-1-2	41	Div. Fnl.
2008	PDL	11-3-2	35	Semi.
2007	PDL	7-5-4	25	--
2006	PDL	6-8-2	20	--
2005	PDL	6-8-2	20	--
96-04	USL	77-82-5	--	--

Contact Information:
60 Park Road
Reading, PA 19609
www.readingunitedac.com
P: (610)927-4474
F: (610)927-3940
Facebook: www.facebook.com/pages/Reading-United-AC/236232551461
Twitter: @readingunited
YouTube: www.youtube.com/readingunited

Stadium:
Don Thomas Stadium
201 East 37th Street
Reading, Pa., 19606
Capacity: 3,000
Surface: Sprin turf
Dimensions: 120 X 75



REAL BOSTON RAMS



Head Coach
Jim Costa

PRESIDENT – MICHAEL MADDEN
mmadden@bostonrams.com
GENERAL MANAGER – JOHN BARATA
jbarata@bostonrams.com
DIRECTOR OF OPERATIONS/MEDIA – JONATHAN FONSECA
jfonseca@bostonrams.com
GAMEDAY OPERATIONS – AARON MILLMAN
amillman@bostonrams.com
HEAD COACH – JIM COSTA
jcosta@bostonrams.com

2013 SCHEDULE

5/11	CFC Azul	7 p.m.
5/18	Vermont	7 p.m.
5/24	at Ottawa	7 p.m.
5/25	at Vermont	7 p.m.
5/30	at Seacoast	7 p.m.
6/14	at Western Mass	7:30 p.m.
6/16	Ottawa	7 p.m.
6/19	Western Mass	7 p.m.
6/22	GPS Portland	7 p.m.
6/30	Seacoast	7 p.m.
7/6	at CFC Azul	7 p.m.
7/13	at GPS Portland	6 p.m.
7/19	at Western Mass	7:30 p.m.
7/20	CFC Azul	7 p.m.

INAUGURAL SEASON

Contact Information:
Real Boston Rams
www.bostonrams.com
Facebook: www.facebook.com/RealBostonRams
Twitter: @RealBostonRams

Stadium:
Weymouth High School
One Wildcat Way
Weymouth, MA 02190
Phone: (781) 337-7500
Surface: Turf



REAL COLORADO FOXES



Head Coach
Lorne Donaldson

GENERAL MANAGER - DAN BONIFAZI
(720)290.4985, DanB@rcfoxes.com
ASST. DIRECTOR OF OPERATIONS - MISSY FOLEY
MissyF@rcfoxes.com
ASST. GAME DAY OPS/TICKET SALES - MAUREEN BROWN
MaureenB@rcfoxes.com
HEAD COACH - LORNE DONALDSON
(303) 694-6882 x209, LorneD@realcolorado.net
ASSISTANT COACH - KEVIN ROBSON
KevinR@rcfoxes.com
ASSISTANT COACH - MARLEY WILSON
MarleyW@rcfoxes.com

2013 SCHEDULE

5/18	BYU	9 p.m.
6/1	St. Louis	9 p.m.
6/2	St. Louis	3 p.m.
6/8	at BYU	9:30 p.m.
6/20	at Kansas City	8 p.m.
6/22	at St. Louis	6 p.m.
6/29	at Winnipeg	8 p.m.
6/30	at Winnipeg	3 p.m.
7/6	Springfield	9 p.m.
7/7	Springfield	9 p.m.
7/11	at Springfield	8:30 p.m.
7/12	at Des Moines	8:30 p.m.
7/20	Kansas City	9 p.m.
7/21	Kansas City	4 p.m.

Year	League	W-L-T	Points	PO
2012	PDL	8-4-4	28	Div. Semi.
2011	PDL	11-2-3	36	--
2010	PDL	7-3-6	27	--
2009	PDL	8-5-3	27	Cnf. Fnl.

Contact Information:
8200 South Akron Street
Suite 122
Centennial, CO 80112
www.rcfoxes.com
P: (303)694-6882
F: (303)694-4803
Facebook: www.facebook.com/pages/Real-Colorado-Foxes/113317832046575
Twitter: @RCFoxes

Stadium:
Shea Stadium
3270 Redstone Park Circle
Highlands Ranch, CO 80129
Capacity: 3,000
Turf: 120 x 75



RIVER CITY ROVERS



Head Coach
Muhamed Fazlagic

HEAD COACH/TECHNICAL DIRECTOR -

MUHAMED FAZLAGIC

(502) 295-7864, Muhamed@roverssoccer.com

EXECUTIVE DIRECTOR - PETER LAVENTIS

(502) 420-4003, peter@roverssoccer.com

FINANCE DIRECTOR - DOUG SPURR

(502)608-2702, doug@roverssoccer.com

MARKETING DIRECTOR - MARY NIETO

(502) 245-9908, mary@roverssoccer.com

HEAD COACH & TECHNICAL DIRECTOR -

MUHAMED FAZLAGIC

2013 SCHEDULE

5/18	London	7 p.m.
5/23	K-W United	7 p.m.
5/25	at Michigan	12 p.m.
6/1	Chicago Fire	7 p.m.
6/6	at London	8 p.m.
6/7	at K-W United	7 p.m.
6/9	at Toronto	4 p.m.
6/14	Chicago Fire	7 p.m.
6/19	at Chicago Fire	2 p.m.
6/22	Michigan	7 p.m.
6/29	Toronto	7 p.m.
7/11	Chicago Inferno	7 p.m.
7/13	at Michigan	7:30 p.m.
7/19	at Chicago Inferno	8:30 p.m.

Year	League	W-L-T	Points	PO
2012	PDL	7-7-2	23	Div. Semi.
2011	PDL	2-8-6	12	--

Contact Information:
15102 Meadow Farms Court
Louisville, KY 40245
www.roverssoccer.com
peter@roverssoccer.com
P: (502)419-8582
F: (502)412-1297
Facebook: www.facebook.com/roverssoccer
Twitter: @RiverCityRovers

Stadium:
Martha Layne Collins High School
801 Discovery Blvd.
Shelbyville, KY 40065
(502) 647-1160



FC UNITED BANTAMS



Head Coach
Gary Winchester

PRESIDENT - MARK RIDDLE

mark@palmettofc.com

REGISTRAR - MONICA BEEBE

Mbeebe6072@gmail.com

VP OF OPERATIONS - ROB STRICKLAND

(803) 530-5554; robert.strickland@firstcitizenonline.com

DIRECTOR OF OPERATIONS - STEVE FREIBURGER

(803) 467-8931; steve.freiburger@schneider-electric.com

2013 SCHEDULE

5/18	Virginia Beach	7:30 p.m.
5/23	at West Virginia	7:30 p.m.
5/25	at Southern WV	7 p.m.
6/1	Virginia Beach	7:30 p.m.
6/7	West Virginia	7:30 p.m.
6/8	West Virginia	7:30 p.m.
6/14	Southern WV	7:30 p.m.
6/21	at Southern WV	7 p.m.
6/22	at Carolina	7 p.m.
6/28	No. Virginia	7:30 p.m.
7/9	Carolina	7:30 p.m.
7/13	at Virginia Beach	5:30 p.m.
7/14	at No. Virginia	7 p.m.
7/20	at Carolina	7 p.m.

Year	League	W-L-T	Points	PO
2012	PDL	4-5-7	19	--
2011	PDL	7-6-3	24	Cnf. Semi.

Contact Information:
420 West Cambridge Ave
Greenwood, SC 29646
www.palmettofc.com
mark@palmettofc.com
P: (864)229-5050
F: (864)942-0011
Facebook:
www.facebook.com/pages/Palmetto-FC-Batnams/298843650161732
Twitter: @palmettobantams

Stadium:
Jeff May Athletic Complex
(Lander University)
501 Montague Greenwood,
S.C. 29646
Surface: Grass
Dimensions: 120 x 70



SEACOAST UNITED PHANTOMS



Head Coach
Iain Scott

OWNER/GENERAL MANAGER - JIM DEDEUS

(603)765-0281, j.dedeus@att.net

ADMINISTRATOR - BEV HOULE

(603)759-5602, nhphantoms96@gmail.com

MEDIA - KELLY KELLY

(978)239-2192, kkelly@seacoastunited.org

2013 SCHEDULE

5/18	at GPS Portland	6 p.m.
5/30	Real Boston	7 p.m.
6/1	at GPS Portland	6 p.m.
6/8	Vermont	7 p.m.
6/13	GPS Portland	7 p.m.
6/16	CFC Azul	7 p.m.
6/22	at CFC Azul	7 p.m.
6/28	at Western Mass	7:30 p.m.
6/30	at Real Boston	7 p.m.
7/6	Ottawa	7 p.m.
7/7	Ottawa	7 p.m.
7/12	at Ottawa	7 p.m.
7/13	at Vermont	7 p.m.
7/21	Western Mass	7 p.m.

Year	League	W-L-T	Points	PO
2012	PDL	5-6-5	20	--
2011	PDL	7-6-3	24	Cnf. Semi.

Contact Information:
142 State Route 111
Hampstead, NH 03841
nhphantoms.com or
seacoastunited.org
P: (603)329-4422
F: (603)329-8234
Twitter: @SeacoastUnited

Stadium:
Portsmouth High School
50 Andrew Jarvis Dr.
Portsmouth, NH 03801
Surface: Turf
Dimensions: 100 x 60



SOUNDERS FC U23



Head Coach
Darren Sawatzky

OWNER - LANE SMITH

(206)575-1470, LaneS@soundersu23.com

OWNER - CLIFF MCELROY

(206)575-1470, CliffM@soundersu23.com

GENERAL MANAGER/HEAD COACH - DARREN SAWATZKY

(206) 267-7425, DarrenS@SoundersU23.com

TECHNICAL DIRECTOR - MIKE JENNINGS

MikeJ@Soundersu23.com

COMMUNICATIONS DIRECTOR - JON BILLINGS

(206)575-1470, JonB@SoundersU23.com

2013 SCHEDULE

5/16	at Portland	2 p.m.
5/19	at Victoria	4 p.m.
5/24	Kitsap	10 p.m.
5/31	Washington	11 p.m.
6/2	Vancouver	5 p.m.
6/5	North Sound	10:30 p.m.
6/9	Portland	5 p.m.
6/15	Washington	11 p.m.
6/21	at Vancouver	10 p.m.
6/30	at Washington	9 p.m.
7/4	at North Sound	7 p.m.
7/7	Victoria	5 p.m.
7/13	at Kitsap	10 p.m.
7/16	at Portland	10 p.m.

Year	League	W-L-T	Pts.	PO
2012	PDL	11-2-3	36	Semi. Fn.
2011	PDL	1-10-5	8	--
2010	PDL	6-7-3	21	--
2009	PDL	4-4-8	20	--
2008	PDL	3-8-5	14	--
2007	PDL	5-6-5	20	--
2006	PDL	13-3-0	39	Cnf. Semi.
2005	PDL	11-4-1	34	Cnf. Semi.
2001-04	PDL	42-26-6	--	--

Contact Information:
364 Upland Drive
Tukwila WA 98188
www.SoundersU23.com
Fax: (206) 267-7418/
Fax 206-575-1475
Facebook: https://www.
facebook.com/soundersu23
Twitter: @SoundersU23

Stadium:
Sunset Chev Stadium
1707 Main Street, Sumner
WA 98390
253.891.5500
Capacity: 3,300
Surface: Field Turf, 116x70



SOUTHERN CALIFORNIA SEAHORSES



**Head Coach
Todd Elkins**

2013 SCHEDULE

5/11	at OC Blues	10 p.m.
5/18	at Tucson	10:30 p.m.
5/26	at LA Misioneros	8 p.m.
6/1	Tucson	10 p.m.
6/8	at Ventura County	10 p.m.
6/11	Tucson	10 p.m.
6/14	at BYU	9:30 p.m.
6/19	Ventura County	10 p.m.
6/22	LA Misioneros	10 p.m.
6/27	BYU	10 p.m.
6/29	Fresno	10 p.m.
7/13	at Fresno	10 p.m.
7/17	OC Blues	10 p.m.
7/20	at OC Blues	10 p.m.

HEAD COACH - TODD ELKINS

(626)394-9017, toddelkins12@aol.com

GENERAL MANAGER - MARK SCHROCK

(562)458-0909, mark.schrock@seahorsesoccer.com

SMT DIRECTOR - BILL GALIPAULT

(714)726-0425, bill.galipault@seahorsesoccer.com

Year	League	W-L-T	Pts.	PO
2012	PDL	3-10-3	12	--
2011	PDL	8-5-3	27	--
2010	PDL	6-7-3	21	--
2009	PDL	4-4-8	20	--
2008	PDL	3-8-5	14	--
2007	PDL	5-6-5	20	--
2006	PDL	13-3-0	39	Cnf. Semi.
2005	PDL	11-4-1	34	Cnf. Semi.
2001-04	PDL	42-26-6	--	--

Contact Information:
14752 Beach Blvd. Suite #104
La Mirada, CA 90638
www.seahorsesoccer.com
P: (714)739-8375
F: (714)739-8377
debby.schrock@seahorsesoccer.com
Facebook: www.facebook.com/seahorsesoccer
Twitter: @seahorsesoccer

Stadium:
Biola University
13800 Biola Ave.
La Mirada, CA 90638
P: (562)903-6000
Capacity: 400
Surface: Turf
Dimensions: 110 x 70



SOUTHERN WEST VIRGINIA KING'S WARRIORS



**Head Coach
Scott Reitnour**

2013 SCHEDULE

5/18	West Virginia	7 p.m.
5/25	SC United	7 p.m.
5/28	at West Virginia	7:30 p.m.
6/14	at SC United	7:30 p.m.
6/15	at Carolina	7 p.m.
6/18	West Virginia	7 p.m.
6/21	SC United	7 p.m.
6/29	Virginia Beach	7 p.m.
7/5	at No. Virginia	7 p.m.
7/6	at Virginia Beach	7 p.m.
7/12	No. Virginia	7 p.m.
7/13	Carolina	7 p.m.
7/19	at Virginia Beach	7 p.m.
7/20	at No. Virginia	7 p.m.

PRESIDENT - DR. JAMES BLUME

(304)466-9080, wvkingswarriors@yahoo.com

SPECIAL CONSULTANT AND MEDIA RELATIONS DIRECTOR - TIM DONELLI

(704)236-1398, timdonelli@me.com

HEAD COACH - SCOTT REITNOUR

(304)466-9080, sreitnour@wesed.org

DIRECTOR OF OPERATIONS - JOSHUA SHIMMEL

C: (810)956-6217, O: (304)466-9080,

wvkingswarriors@yahoo.com

Year	League	W-L-T	Points	PO
2012	PDL	4-10-2	14	--

Contact Information:
Southern West Virginia King's Warriors
15473 SR 12
Forest Hill, WV 24935
www.wvkingswarriors.org
Phone: (304) 466-9080
Fax: (304) 466-9083
Facebook: www.facebook.com/kingswarriorssc
Twitter: @kingswarriorssc

Stadium:
Paul Cline Memorial Youth Sports Complex
196 Joe Smith Rd
Beckley, WV 25801
Phone: (304) 252-0715
Capacity: 3,000
Surface: Grass, 120x80



SPRINGFIELD DEMIZE



**Head Coach
Armen Tonianse**

PRESIDENT - PAUL HARRISON

(417)827-7502, pharrison@vankeppel.com

SECRETARY - BRENDA TURNBULL

(417)844-9765, abcturn@cebridge.net

DIRECTOR OF COACHING - CHRIS HANLON

(515) 556-5400, chris@demizesoccer.com

HEAD COACH - ARMEN TONIANSE

(573) 721-5537, armen@demizesoccer.com

2013 SCHEDULE

5/11	Des Moines	8 p.m.
5/17	St. Louis	8 p.m.
5/31	Kansas City	8 p.m.
6/8	at Des Moines	8:30 p.m.
6/13	Winnipeg	8:30 p.m.
6/14	Winnipeg	8:30 p.m.
6/17	at Kansas City	8 p.m.
6/21	at Thunder Bay	7:30 p.m.
6/22	at Thunder Bay	7:30 p.m.
6/29	Thunder Bay	8:30 p.m.
7/6	at Real Colorado	9 p.m.
7/7	at Real Colorado	9 p.m.
7/11	Real Colorado	8:30 p.m.
7/13	at St. Louis	6 p.m.

Year	League	W-L-T	Points	PO
2012	PDL	5-7-4	19	--
2011	PDL	1-13-3	6	--
2010	PDL	1-12-3	6	--
2009	PDL	2-13-1	7	--
2008	PDL	0-16-0	0	--
2007	PDL	4-11-1	12	--

Contact Information:
709 Berry Lane, Willard, MO 65781
www.demizesoccer.com
pharrison@vankeppel.com
P: (417)827-7502
Twitter: @DemizeSoccer

Stadium:
Cooper Stadium
709 Berry Lane, Willard MO 65781
Surface: Turf
Dimensions: 115 x 70



ST. LOUIS LIONS



**Head Coach
Tony Glavin**

PRESIDENT - TONY GLAVIN

(636) 939-5115, tonyglavin@sbcglobal.net

GENERAL MANAGER - JIM SHIPLEY

(314) 308-3545, james.p.shipley@monsanto.com & jshipley@stlions.com

OPERATIONS - CHRISTINA STEINLAGE

(636) 939-5151, christina.tgsc@sbcglobal.net

DIRECTOR OF MARKETING - BETH CAUSEY

(636) 939-5151, brcausey@gmail.com

MARKETING - MICHELLE SETZER

(636)-939-5151, michelle.tgsc@att.net

2013 SCHEDULE

5/17	at Springfield	8 p.m.
5/19	Kansas City	3 p.m.
5/25	Des Moines	6 p.m.
6/1	at Real Colorado	9 p.m.
6/2	at Real Colorado	3 p.m.
6/7	at Thunder Bay	7:30 p.m.
6/8	at Thunder Bay	7:30 p.m.
6/16	Winnipeg	6 p.m.
6/22	Real Colorado	6 p.m.
6/30	Thunder Bay	6 p.m.
7/6	Des Moines	6 p.m.
7/11	at Kansas City	8 p.m.
7/13	Springfield	6 p.m.
7/20	at Des Moines	8:30 p.m.

Year	League	W-L-T	Points	PO
2012	PDL	3-11-2	11	--
2011	PDL	4-7-5	13	--
2010	PDL	5-7-4	19	--
2009	PDL	6-4-6	24	--
2008	PDL	7-5-4	25	--
2007	PDL	10-6-0	30	Cnf. Semi.
2006	PDL	7-3-6	27	--

Contact Information:
St. Louis Lions
PO Box 17
Cottleville, MO 63338-0017
www.stlions.com
Phone: (636) 939-5151
Fax: (636) 939-4117
Facebook: www.facebook.com/StLouisLionsSC
Twitter: @StLouisLions

Stadium:
Tony Glavin Soccer Complex
#2 Woodlands Parkway
Cottleville, MO 63338
Phone: (636) 939-5151
Capacity: 1,500
Surface: Grass, 120x80



SW FLORIDA ADRENALINE



Head Coach
Mick Whitewood

PRESIDENT – JEFF BUTZKE
(703) 628-8449, Jeff@advainc.com
GENERAL MANAGER – TERESA HOWE
(239) 240-7614, Thowe@swfloridasoccer.com
HEAD COACH – MICK WHITEWOOD
(239) 244-6795, Mwhitewood@swfloridasoccer.com
ASST. COACH – FELIX ACOSTA
(239) 699-3612, Facosta@swfloridasoccer.com
EXECUTIVE DIRECTOR – JOHN ROBINSON
(239) 849-0283, info@johnrobinsonsoccer.com

2013 SCHEDULE

5/11	Ft. Lauderdale	6 p.m.
5/25	Mississippi	6 p.m.
6/1	Orlando	6 p.m.
6/8	at Ocala	7 p.m.
6/8	at Tampa Bay	7 p.m.
6/13	at Mississippi	8 p.m.
6/15	at Panama City Beach	8:30 p.m.
6/19	at Orlando	7 p.m.
6/29	Bradenton	6 p.m.
7/3	at Bradenton	4:30 p.m.
7/6	Tampa Bay	6 p.m.
7/9	Panama City Beach	7 p.m.
7/13	Ocala	6 p.m.
7/20	at Ft. Lauderdale	6 p.m.

INAUGURAL SEASON

Contact Information:
SWFL Adrenaline
4100 Evans Ave., Suite 5
Fort Myers, FL 33901
www.SWFLAdrenaline.com
Phone: (239) 218-5673
Fax: (239) 218-5673
Facebook: www.facebook.com/#!/swfladrenaline
Twitter: twitter.com/swfladrenaline

Stadium:
Barron Collier High School
5600 Cougar Drive
Naples, FL 34109
(239) 377-1200
Capacity: 4,500
Surface: Turf, 120x68



THUNDER BAY CHILL



Head Coach
Tony Colistro

GENERAL MANAGER - JOHN MARRELLO
jmarrello@paclinic.com
TECHNICAL DIRECTOR - WILSON NETO
wrneto@yahoo.com.br
YOUTH DIRECTOR - SAVERIO LENTO
savchill@tbaytel.net

2013 SCHEDULE

5/25	at Winnipeg	8 p.m.
5/26	at Winnipeg	6 p.m.
6/1	Des Moines	7:30 p.m.
6/7	St. Louis	7:30 p.m.
6/8	St. Louis	7:30 p.m.
6/14	at Des Moines	8:30 p.m.
6/15	at Des Moines	8:30 p.m.
6/21	Springfield	7:30 p.m.
6/22	Springfield	7:30 p.m.
6/29	at Springfield	8:30 p.m.
6/30	at St. Louis	6 p.m.
7/2	at Kansas City	6 p.m.
7/19	Winnipeg	7:30 p.m.
7/20	Winnipeg	7:30 p.m.

Year	League	W-L-T	Points	PO
2012	PDL	13-2-1	40	Cnf. Semi.
2011	PDL	12-2-2	38	Semifinals
2010	PDL	12-2-2	38	Finals
2009	PDL	8-3-5	29	Div. Semi.
2008	PDL	13-2-1	40	Champs
2007	PDL	10-3-3	33	Cnf. Semi.
2006	PDL	2-11-3	9	--
2005	PDL	6-9-1	19	--
2000-04	PDL	36-52-4	--	--

Contact Information:
191 Hazelwood Drive
Thunder Bay, ON P7G1Y5
www.thunderbaychill.com
tbchill@tbaytel.net
P: (807)623-5911
F: (807)623-0433
Facebook: www.facebook.com/thunderbaychill
Twitter: @thunderbaychill

Stadium:
Chapples Soccer Park
520 Chapples Park Drive
Thunder Bay, Ont., P7E 6P2
P: (807)626-6542
Capacity – 2,000
Surface: Grass
Dimensions: 115 x 70



TORONTO LYNX



**Head Coach
Duncan Wilde**

2013 SCHEDULE

5/22	London	7 p.m.
6/2	Chicago Inferno	4 p.m.
6/5	Michigan	11 a.m.
6/9	River City	4 p.m.
6/14	at Chicago Inferno	8:30 p.m.
6/16	at Chicago Fire	3 p.m.
6/23	K-W United	4 p.m.
6/27	at Michigan	7:30 p.m.
6/29	at River City	7 p.m.
7/5	at London	8 p.m.
7/7	at K-W United	7 p.m.
7/10	Chicago Fire	11 a.m.
7/14	London	4 p.m.
7/21	at K-W United	7 p.m.

HEAD COACH – DUNCAN WILDE
 dwilde@torontolynxsoccerclub.com
OPERATIONS - KIM ASHTON
 kim@torontolynxsoccerclub.com
COMMUNITY AFFAIRS - CASEY WILDE

Year	League	W-L-T	Points	PO
2012	PDL	6-8-2	20	--
2011	PDL	5-9-2	17	--
2010	PDL	4-11-1	13	--
2009	PDL	2-13-1	7	--
2008	PDL	8-6-2	26	Cnf. Semi.
2007	PDL	6-6-4	22	--
2006	USL-1	8-12-8	32	--
2005	USL-1	3-17-8	17	--
1997-04	USL-1	86-118-18	--	--

Contact Information:
 Toronto Lynx
 2040-14 Marine Drive
 Oakville, Ontario L5B2Y9
 www.torontolynxsoccerclub.com
 Phone: (905) 469-8783
 Fax: (905) 279-1424
 Twitter: @TorontoLynxSC

Stadium:
 Centennial Stadium
 56 Centennial Park Road
 Toronto, ON M9C 5N3
 Capacity: 2200
 Surface: 118.2 x 59.4, TURF



VANCOUVER WHITECAPS FC U-23



**Head Coach
Stuart Neely**

2013 SCHEDULE

5/10	Kitsap	10 p.m.
5/17	Victoria	10 p.m.
5/23	at Portland	2 p.m.
5/26	North Sound	6 p.m.
5/31	at Victoria	10 p.m.
6/2	at Sounders U23	5 p.m.
6/7	at North Sound	10:30 p.m.
6/8	at Kitsap	10 p.m.
6/12	at Washington	10 p.m.
6/21	Sounders U23	10 p.m.
6/28	Victoria	10 p.m.
7/12	Portland	10 p.m.
7/14	Washington	7 p.m.
7/17	at North Sound	10:30 p.m.

PRESIDENT – BOB LENARDUZZI
 blenarduzzi@whitecapsfc.com
DIRECTOR, SOCCER DEVELOPMENT – DAN LENARDUZZI
 dlenarduzzi@whitecapsfc.com
SENIOR MANAGER, HIGH PERFORMANCE – DAVE IRVINE
 dirvine@whitecapsfc.com
ADMINISTRATOR, HIGH PERFORMANCE – ALANA PARNO
 aparno@whitecapsfc.com
COMMUNICATIONS COORDINATOR – BRANDON TIMKO
 btimko@whitecapsfc.com
HEAD COACH – STUART NEELY
 sneely@whitecapsfc.com

Year	League	W-L-T	Pts.	PO
2012	PDL	7-6-3	24	--
2011	PDL	8-5-3	27	--
2010	PDL	4-9-3	15	--
2009	PDL	6-7-3	21	--
2008	PDL	11-4-1	34	Semi.

Contact Information:
 Vancouver Whitecaps FC
 550 – 375 Water Street
 Vancouver, BC V6B 5C6
 www.whitecapsfc.com
 Phone: (604) 669-9283
 Fax: (604) 684-5173
 Facebook: www.facebook.com/whitecapsfc
 Twitter: www.twitter.com/whitecapsfc and www.twitter.com/whitecapsmatch

Stadium:
 Thunderbird Stadium
 University of British Columbia (UBC)
 6288 Stadium Road
 Vancouver, BC V6T 1Z4
 Phone: (604) 827-4142
 Capacity: 5,000
 Surface: Artificial turf, 120x76



VENTURA COUNTY FUSION



**Head Coach
Rudy Ybarra**

2013 SCHEDULE

5/4	at OC Blues	10 p.m.
5/11	BYU	10 p.m.
5/18	at LA Misioneros	8 p.m.
5/25	Tucson	10 p.m.
5/30	at Fresno	10 p.m.
6/8	So. California	10 p.m.
6/15	LA Misioneros	10 p.m.
6/22	at So. California	10 p.m.
6/29	OC Blues	10 p.m.
6/28	at Tucson	10:30 p.m.
6/30	at Tucson	10:30 p.m.
7/6	Fresno	10 p.m.
7/12	at BYU	9:30 p.m.
7/19	LA Misioneros	10 p.m.

GENERAL MANAGER – RANBIR SHERGILL
rshergill@vcfusion.com

DIRECTOR OF SOCCER – GRAHAM SMITH
gsmith@vcfusion.com

HEAD COACH – RUDY YBARRA
rudy@vcfusion.com

ASSISTANT GENERAL MANAGER – BRIAN NOWAKOWSKI
brian@vcfusion.com

DIRECTOR OF PLAYER PERSONNEL – GREG ALTOUNIAN
greg@vcfusion.com

Year	League	W-L-T	Pts.	PO
2012	PDL	12-2-2	38	Cnf. Fn.
2011	PDL	10-0-6	36	Cnf. Semi.
2010	PDL	11-4-1	34	Cnf. Semi.
2009	PDL	7-2-7	28	Champs
2008	PDL	8-5-3	27	--
2007	PDL	9-4-3	30	--

Contact Information:
Ventura County Fusion
701 E. Santa Clara St.,
Suite 42
Ventura, Calif. 93001
www.vcfusion.com
P: (805) 830-8027
F: (805) 277-9743
Facebook: www.facebook.com/vcfusion
Twitter: @VCFusion

Stadium:
Ventura College Sportsplex
4667 Telegraph Road,
Ventura, Calif. 93003
P: (805) 654-640
Capacity: 5,000
Surface: Turf, 115x75



VERMONT VOLTAGE



**Head Coach
Bo Vuckovic**

2013 SCHEDULE

5/11	at GPS Portland	6 p.m.
5/18	at Real Boston	7 p.m.
5/25	Real Boston	7 p.m.
6/1	CFC Azul	7 p.m.
6/8	at Seacoast	7 p.m.
6/15	at CFC Azul	7 p.m.
6/19	at Ottawa	7 p.m.
6/22	at Western Mass	7:30 p.m.
6/26	at Ottawa	TBD
6/29	Ottawa	7 p.m.
7/10	GPS Portland	7 p.m.
7/13	Seacoast	7 p.m.
7/17	Western Mass	6 p.m.
7/20	GPS Portland	7 p.m.

OWNER/PRESIDENT: SLOBODAN VUCKOVIC
(802) 527-1077
PRESIDENT/GM/ HEAD COACH – BO VUCKOVIC
(802) 527-1077, vvoltage@gmail.com
ASSISTANT GM / DIRECTOR OF COACHING AND PLAYER DEVELOPMENT – MARK BENSON
(802) 527-1077, jrvoltage@gmail.com
OFFICE MANAGER: CHERYL LACLAIR
(802) 527-1077, voltagecamps@gmail.com
PUBLIC RELATIONS / WEB MEDIA: ALFRED KARAM
(802) 527-1077, voltagepr@gmail.com

Year	League	W-L-T	Points	PO
2012	PDL	3-11-2	11	--
2011	PDL	3-7-6	15	--
2010	PDL	5-7-4	19	--
2009	--	--	--	--
2008	PDL	8-7-1	25	--
2007	PDL	4-9-3	15	--
2006	PDL	3-9-4	13	--
2005	PDL	7-9-0	21	--
2004	PDL	2-15-1	7	--
1998-03	PDL/USL-2	54-45-9	--	--

Contact Information:
Vermont Voltage
10 Kingman Street,
Saint Albans, VT 05478
www.voltagesportsclub.com
Phone: (802) 527-1077
Fax: (802) 527-1077
Facebook: http://www.facebook.com/vermont.voltage
Twitter: @vermontvoltage

Stadium:
Collins Perley Complex
890 Fairfax Road St.
Albans, VT 05478
Phone: (802) 527-1202
Capacity: 1,000
Surface: Grass, 120x75



VICTORIA HIGHLANDERS FC



Head Coach
Steve Simonson

GENERAL MANAGER – MARK DEFRIAS

(250) 588-8756, mdefrias@victoriahighlandersfc.com

2013 SCHEDULE

5/4	Kitsap	8 p.m.
5/17	at Vancouver	10 p.m.
5/19	Sounders U23	4 p.m.
5/25	North Sound	10 p.m.
5/31	Vancouver	10 p.m.
6/8	Washington	10 p.m.
6/14	North Sound	10 p.m.
6/22	at North Sound	10:30 p.m.
6/22	at Kitsap	4 p.m.
6/28	at Vancouver	10 p.m.
6/30	at Portland	5 p.m.
7/6	at Washington	10 p.m.
7/7	at Sounders U23	5 p.m.
7/13	Portland	10 p.m.

Year	League	W-L-T	Points	PO
2012	PDL	6-6-4	22	--
2011	PDL	9-4-3	30	Cnf. Semi.
2010	PDL	7-6-3	24	--
2009	PDL	6-6-4	22	--

Contact Information:
Victoria Highlanders FC
2953 Almartin Place
Victoria BC, V9B 4Z1
www.victoriahighlandersfc.com
Phone: (250) 590-8432
Facebook: www.facebook.com/
VictoriaHighlandersFC
Twitter: @highlandersfc

Stadium:
Royal Athletic Park
1014 Caledonia Ave
Victoria BC, V8T 1E7
Phone: (250) 361-0373
Capacity: 3,500
Surface: Grass, 120x75



VIRGINIA BEACH PIRANHAS



Head Coach
Matt Busch

PRESIDENT - MARCIE LAUMANN

(757)572-1592, Marcie@hrpiranhas.com

GENERAL MANAGER – KENDRA AUSTON

(757)633-8346, Kendra@hrpiranhas.com

PDL HEAD COACH – MATT BUSCH

(757)472-0657, Matt@hrpiranhas.com

2013 SCHEDULE

5/11	at Carolina	7 p.m.
5/18	at SC United	7:30 p.m.
5/25	No. Virginia	7 p.m.
6/1	at SC United	7:30 p.m.
6/15	at No. Virginia	7 p.m.
6/19	Carolina	7 p.m.
6/22	West Virginia	8 p.m.
6/28	at West Virginia	7:30 p.m.
6/29	at Southern WV	7 p.m.
7/6	Southern WV	7 p.m.
7/13	SC United	5:30 p.m.
7/17	Carolina	7 p.m.
7/19	Southern WV	7 p.m.
7/21	at No. Virginia	7 p.m.

Year	League	W-L-T	Points	PO
2012	PDL	3-10-3	12	--
2011	PDL	3-10-3	12	--
2010	PDL	4-7-5	17	--
2009	PDL	8-5-3	27	--
2008	PDL	6-7-3	21	--
2007	PDL	14-0-2	44	Cnf. Semi.

Contact Information:
Virginia Beach Sportsplex
2181 Landstown Road
Virginia Beach, VA 23456
www.hrpiranhas.com
Phone: (757) 430-3500
Fax: (757) 430-8895
Facebook: www.facebook.com/
hrpiranhas
Twitter: @VBPiranhas

Stadium:
2181 Landstown Road
Virginia Beach, VA 23456
Phone: (757) 430-3500
Capacity: 10,000
Surface: Turf, 120x75



VSI TAMPA BAY FC



Head Coach
Sheldon Cipriani

2013 SCHEDULE

5/17	Ocala	7 p.m.
5/22	at Orlando	7 p.m.
5/25	Ft. Lauderdale	7 p.m.
5/31	at Panama City Beach	8:30 p.m.
6/2	at Mississippi	8 p.m.
6/8	SW Florida	7 p.m.
6/14	at Bradenton	4:30 p.m.
6/18	Bradenton	7 p.m.
6/21	Mississippi	7 p.m.
6/29	at Ft. Lauderdale	6 p.m.
7/6	at SW Florida	6 p.m.
7/13	Orlando	7 p.m.
7/18	at Ocala	7 p.m.
7/21	Panama City Beach	7 p.m.

HEAD OF OPERATIONS NORTH AMERICA - JOHN MITCHELL

(813) 304-3647, john.mitchell@vsi-fc.com

HEAD OF BUS. DEV. N. AMERICA - GARETH ALEXANDER

(813) 304-3636, gareth.alexander@vsi-fc.com

DIRECTOR OF SOCCER - CLAY ROBERTS

(813) 340-2396, clay.roberts@vsi-fc.com

COMMUNICATIONS & GAME-DAY OPERATIONS CDR - KATHY DRURY

(813) 615-2182, kathy.drury@vsi-fc.com

DIRECTOR OF PERFORMANCE - OWEN "MAC" MCCARTHY

(813) 615-2182, mac.mccarthy@vsi-fc.com

HEAD COACH - SHELDON CIPRIANI

(336) 601-1169, sheldon.cipriani@vsi-fc.com

Year	League	W-L-T	Pts.	PO
2012	PDL	7-5-4	25	--

Contact Information:

VSI Tampa Bay FC
13112 Telecom Drive
Temple Terrace, FL 33637
www.vsi-fc.com

Phone: (813) 615-2182

Fax: (813) 977-2676

Facebook: www.facebook.com/vsitampabayfc

Twitter: vsitampabayfc

Pinterest: vsitampabayfc

Stadium:

Plant City Stadium
1900 S Park Rd.
Plant City, FL 33563
Phone: (813) 864-0100
Capacity: 6,700
Surface: Grass



WASHINGTON CROSSFIRE



Head Coach
Nik Besagno

2013 SCHEDULE

5/18	Kitsap	10:30 p.m.
5/28	Kitsap	10:30 p.m.
5/31	at Sounders U23	11 p.m.
6/5	Portland	10 p.m.
6/8	at Victoria	10 p.m.
6/12	Vancouver	10 p.m.
6/15	at Sounders U23	11 p.m.
6/17	North Sound	10:30 p.m.
6/28	at Portland	10 p.m.
6/30	Sounders U23	9 p.m.
7/3	at Kitsap	10:30 p.m.
7/6	Victoria	10 p.m.
7/12	at North Sound	10:30 p.m.
7/14	at Vancouver	7 p.m.

GENERAL MANAGER – GARY WHITEHOUSE

(425) 922-2617, gary@go-vsi.com

ATHLETIC TRAINER – MARIA GARSİ

mgarsi@hotmail.com

HEAD COACH – NIK BESAGNO

Year	League	W-L-T	Pts.	PO
2012	PDL	8-7-1	25	Div. Semi.
2011	PDL	3-8-5	14	--
2010	PDL	6-8-2	20	--
2009	PDL	10-3-3	33	Div. Fnl.

Contact Information:

Washington Crossfire
12525 Willows Road NE,
Suite 100
Kirkland, WA 98034-8786
www.crossfiresoccer.org/
USLPDL/index_E.html
gary@go-vsi.com
P: (425)821-1741
F: (425)820-0702
Facebook: www.facebook.com/home.php#/pages/Washington-Crossfire/213598482057452
Twitter: @WACrossfirePDL

Stadium:

Redmond High School
17272 N.E. 104th St.
Redmond, WA 98052
Capacity: 1,000
Surface: Turf
Dimensions – 120 x 65



WEST TEXAS SOCKERS



Head Coach
Warren Cottle

2013 SCHEDULE

5/11	El Paso	8:30 p.m.
5/17	at Laredo	9:15 p.m.
5/23	Houston	8:30 p.m.
5/25	Oklahoma City	8:30 p.m.
6/1	El Paso	8:30 p.m.
6/5	at Laredo	9:15 p.m.
6/8	at El Paso	10 p.m.
6/22	at El Paso	10 p.m.
6/27	Laredo	8:30 p.m.
6/29	at Oklahoma City	8:30 p.m.
7/5	at Austin	8:30 p.m.
7/7	at Houston	8:30 p.m.
7/18	Austin	8:30 p.m.
7/20	Laredo	8:30 p.m.

OWNERS - E. MILES PRENTICE & BOB RICHMOND
ASST GM - JEFF VONHOLLE

Majority Owners - E. Miles Prentice & Bob Richmond

GENERAL MANAGER - MONTY HOPPEL

mhoppel@midlandrockhounds.org

ASST. GM - JEFF VONHOLLE

jvonholle@midlandrockhounds.org

ASST. GM/SALES - JAMIE RICHARDSON

jrichardson@midlandrockhounds.org

ASST. GM/OPERATIONS - RAY FIELDHOUSE

rfieldhouse@midlandrockhounds.org

ASST. GM/MEDIA RELATIONS - GREG BERGMAN

gbergman@midlandrockhounds.org

DIR. COMMUNITY RELATIONS - BRIAN SMITH

bsmith@midlandrockhounds.org

HEAD COACH - WARREN COTLE

lcottle@midlandisd.net; wcottle@wtsockers.com

Year	League	W-L-T	Pts.	PO
2012	PDL	3-7-6	15	--
2011	PDL	5-11-0	15	--
2010	PDL	7-6-3	24	--
2009	PDL	8-5-3	27	Div. Fn.

Contact Information:

West Texas Sockers

5514 Champions Dr.

Midland, TX 79706

www.wtsockers.com

Phone: (432) 520-2255

Fax: (432) 520-8326

Facebook: www.facebook.com/wtsockers

Twitter: @wtsockers

Stadium:

Grande Communications Stadium

718 Tradewinds Blvd.

Midland, TX 79706

Phone: (432) 520-2255

Capacity: 7,500

Surface: Turfgrass, 120x67



WEST VIRGINIA CHAOS



Head Coach
Chris Grassie

2013 SCHEDULE

5/18	at Southern WV	7 p.m.
5/23	SC United	7:30 p.m.
5/28	Southern WV	7:30 p.m.
5/31	No. Virginia	7:30 p.m.
6/1	No. Virginia	7:30 p.m.
6/7	at SC United	7:30 p.m.
6/8	at SC United	7:30 p.m.
6/11	Carolina	7:30 p.m.
6/18	at Southern WV	7 p.m.
6/21	at No. Virginia	7 p.m.
6/22	at Virginia Beach	8 p.m.
6/28	Virginia Beach	7:30 p.m.
7/6	at Carolina	7 p.m.
7/12	Carolina	7:30 p.m.

GENERAL MANAGER - DAN ROLLINS

(304)552-1653, drollin2@csc.com

Year	League	W-L-T	Points	PO
2012	PDL	8-5-3	27	--
2011	PDL	7-5-4	25	--
2010	PDL	6-9-1	19	--
2009	PDL	5-8-3	18	--
2008	PDL	1-8-7	10	--
2007	PDL	3-11-2	10	--
2006	PDL	6-7-3	21	--
2005	PDL	5-10-1	16	--
2003-04	PDL	7-27-2	--	--

Contact Information:

216 Brooks Street

Suite 201

Charleston, WV 25301

www.WestVirginiaChaosSoccer.com

drollin2@csc.com

P: (304)552-1653

F: (304)720-2311

Twitter: @wvchaos

Stadium:

Schoenbaum Stadium

Coonskin Park

2000 Coonskin Drive

Charleston, WV 25301

P: (304)341-8000

Capacity: 2,000

Surface: Turf

Dimensions: 120 x 75



WESTCHESTER FLAMES



**Head Coach/GM
Gus Skoufis**

2013 SCHEDULE

5/11	at Reading	7 p.m.
5/22	at Jersey	8 p.m.
5/25	Central Jersey	7:30 p.m.
6/1	Ocean City	7:30 p.m.
6/5	Bermuda	7:30 p.m.
6/8	Jersey	7:30 p.m.
6/12	at Baltimore	7 p.m.
6/15	at New York	4 p.m.
6/23	at New Jersey	5 p.m.
6/26	Reading	7:30 p.m.
6/29	at Long Island	7:30 p.m.
7/6	Long Island	7:30 p.m.
7/13	at Central Jersey	6 p.m.
7/17	New York	7:30 p.m.

GENERAL MANAGER /HEAD COACH - GUS SKOUFIS

(917)741-8601, guss@westchesterflames.com
DIRECTOR OF OPERATIONS - GUS XIKIS
 (516)315-1077, gusx@westchesterflames.com
PRESIDENT - KOSTAS MARANGOUDAKIS
 (917)642-8883, kostas@westchesterflames.com
YOUTH ADMINISTRATOR - KATIA DE SOUZA
 (914)804-7870, katia@westchesterflames.com
PUBLIC RELATIONS, MARIA MARKOULIS
 (347)221-5585, maria@westchesterflames.com

Year	League	W-L-T	Points	PO
2012	PDL	2-12-2	8	--
2011	PDL	6-6-4	22	--
2010	PDL	1-9-6	9	--
2009	PDL	3-8-5	13	--
2008	PDL	7-7-2	23	--
2007	PDL	7-4-5	26	--
2006	PDL	10-5-1	31	Semi.
2005	PDL	3-13-0	9	--
99-04	USL-2/PDL	61-44-9	--	--

Contact Information:
 Westchester Flames PO
 BOX 36, New Rochelle,
 NY 10804
www.westchesterflames.com
info@westchesterflames.com
 P: 1877-FLAMES3
 F: (718)267-0282
 Facebook: www.facebook.com/westchesterflames
 Twitter: @WFlamesPR

Stadium:
 Skidelsky Field at City Park
 5th Avenue & Potter Avenue
 New Rochelle, NY 10801
 Surface: Turf
 Dimensions: 110 x 70



WESTERN MASS PIONEERS



**Head Coach
Federico Molinari**

2013 SCHEDULE

5/18	at CFC Azul	8 p.m.
5/24	GPS Portland	7:30 p.m.
6/1	at Ottawa	7 p.m.
6/8	Ottawa	7:30 p.m.
6/14	Real Boston	7:30 p.m.
6/19	at Real Boston	7 p.m.
6/22	Vermont	7:30 p.m.
6/28	Seacoast	7:30 p.m.
6/29	at CFC Azul	7 p.m.
7/6	at GPS Portland	6 p.m.
7/12	CFC Azul	7:30 p.m.
7/17	at Vermont	6 p.m.
7/19	Real Boston	7:30 p.m.
7/21	at Seacoast	7 p.m.

TEAM PRESIDENT - CELSO CORREIA

(413)583-4814, cwmp97@aol.com
GENERAL MANAGER - GREG KOLODZIEY
 (413)583-4814, gregk@wmpioneers.com
DIRECTOR OF OPERATIONS - STEVE SCOTT
 (413)583-4814, steve.scott@wmpioneers.com
GAME DAY OPERATIONS MANAGER - LUIS VITORINO
 (413)583-4814, lfvitorino@yahoo.com
DIRECTOR OF MEDIA RELATIONS - BRANDON SMITH
 (413)583-4814, info@wmpioneers.com
PDL HEAD COACH - FEDERICO MOLINARI
 (413)583-4814, fmolinari@wmpioneers.com

Year	League	W-L-T	Pts.	PO
2012	PDL	6-4-6	24	--
2011	PDL	6-5-5	23	--
2010	PDL	4-6-6	18	--
2009	USL-2	6-9-5	23	--
2008	USL-2	5-9-6	20	--
2007	USL-2	7-7-6	27	--
2006	USL-2	8-9-3	27	--
2005	USL-2	13-3-4	43	--

Contact Information:
 PO Box 457, Ludlow, Mass.
 01056
www.wmpioneers.com
ops@wmpioneers.com
 P: (413)583-4814
 F: (413)547-6225
 Facebook: www.facebook.com/wm.pioneers.soccer
 Twitter: @wmpioneers

Stadium:
 Lusitano Stadium
 400 Winsor Street, Ludlow, Mass.
 01056
 P: (413)583-4814
 Capacity: 6,500
 Surface: Turf
 Dimensions: 120 x 70



Head Coach
Eduardo Badescu

PRESIDENT/HEAD COACH - EDUARDO BADESCU

eduarso@world-soccer-academy.com

VICE PRESIDENT - CONSTANTIN IGNAT

cignat@wsawinnipeg.com

VICE PRESIDENT - WILLIAM ROSALES

wrosales@wsawinnipeg.com

DIR. OF BUSINESS DEVELOPMENT & OPS - LEE HABER

lhaber@wsawinnipeg.com

2013 SCHEDULE

5/18	at Des Moines	8:30 p.m.
5/25	Thunder Bay	8 p.m.
5/26	Thunder Bay	6 p.m.
5/30	Des Moines	8 p.m.
6/11	at Kansas City	8 p.m.
6/13	at Springfield	8:30 p.m.
6/14	at Springfield	8:30 p.m.
6/16	at St. Louis	6 p.m.
6/29	Real Colorado	8 p.m.
6/30	Real Colorado	3 p.m.
7/6	Kansas City	8 p.m.
7/7	Kansas City	3 p.m.
7/19	at Thunder Bay	7:30 p.m.
7/20	at Thunder Bay	7:30 p.m.

Year	League	W-L-T	Pts.	PO
2012	PDL	3-8-5	14	--
2011	PDL	3-12-1	10	--

Contact Information:
1411 Dudley Avenue
Winnipeg, MB R3M 1P2
www.wsawinnipeg.com
P: (204)477-0763
F: (204)477-0763
Twitter: @WSAWinnipeg

Stadium:
Winnipeg Soccer Federation
900 Waverly Street
Winnipeg, Manitoba, R3M 1P2
P: TBC
Capacity: 2,000
Surface: Turf
Dimensions: 110 x 70

W★LEAGUE

WOMEN'S PRO-AM SOCCER



OTTAWA CAPTURES FIRST W-LEAGUE TITLE

The Ottawa Fury gave up a second-minute goal and then spent all of 88 minutes searching for the equalizer in the 2012 W-League Championship.

They found it at the death. Ashley Seal pounced on the rebound as Pali Blues goalkeeper Anna Maria Picarelli could only parry away Katrina-Lee Gorry's free kick, and Seal made no mistake from close range, tying the game at 1-1 moments before the final whistle. After overtime, Ottawa goalkeeper Jasmine Phillips made two diving saves during the penalty kicks to lift the Fury to their first W-League title.

The W-League Championship kicked off on a sunny Sunday afternoon at Algonquin College Soccer Complex and it didn't take long for Pali to edge its way in front as Nikki Washington fired from long range to put the Blues up 1-0 in just the second minute of play. Washington was held out of action during Friday's semifinal and she made an immediate impact on Sunday afternoon. Sarah Huffman played Washington down the right side and she struck a brilliant shot from distance, beating Phillips and into the far netting.

The Blues came into the game searching for their third W-League title while the perennial power Fury were back in the championship game for the second consecutive season.

The Blues continued to press forward early, picking out 2012 Rookie of the Year Lynn Williams at every opportunity. Williams was a constant threat to the Fury back line in the first half with her size and speed despite recovering from a pulled hamstring. Less than 15 minutes into the first half and down a goal, Fury head coach Dom Oliveri brought on 2011 W-League MVP Mallory Outerbridge to boost the attack.

"We felt that we played ourself into the game," Oliveri said. "I think we were very, very nervous and it showed in the first 15 minutes. The message was keep going, keep going. We knew we could break them down if we kept playing. All credit to the players. They gave a great performance."

Ottawa settled nicely with the change and came close to knotting the game at 1-1 as Leni Kaurin played Outerbridge through but couldn't quite keep the ball from going beyond the touch line and the threat came to a halt.

Continuing to press forward, Outerbridge came close for the Fury in the 27th minute. Tina Romagnuolo found Outerbridge with a lovely weighted through-ball behind the Pali defense only to have Cammi Levin come across to break up the shot.

Seven minutes before the halftime whistle Outerbridge had the best chance for the Fury in the first half. Lisa-Marie Woods worked her way into the box and squared across frame past Picarelli to Outerbridge. With an open net in front of her, she couldn't redirect on frame and hit the post, leaving the Pali back line free to breathe a sigh of relief.

Two minutes into the second half Washington almost doubled the Blues' advantage. Elizabeth Eddy played across the box with the ball somehow finding its way

through to Washington on the opposite side. Firing low on frame the Ottawa defense cleared off the line to safety.



As in the first half, Pali came out on the front foot with the Fury weathering the storm to hit back with their own wave of pressure. Woods had the first chance as Kelly Conheeny laid it off to her just outside the box but the shot sailed over Picarelli's crossbar. Moments later, Outerbridge was again at the center of the action, chesting down Woods' cross only to volley over the goal.

Ottawa pushed forward at every opportunity yet couldn't create clear scoring opportunities as the Pali back line was organized and incisive. With the Fury committing so many players forward Pali found space in the counterattack and in the 81st minute Eddy found space in the box but neither Bogus nor Tangorra could get a touch and Phillips saved.

With moments remaining in regulation Woods stepped up to take the free kick just outside the box. Her shot fired past the wall and through to Picarelli who palmed away. Seal collected and fired home to knot the game at the death, sending the W-League Championship into extra time.


Riding the wave of momentum the Fury crashed forward in the first 15 minutes. Gorry almost put the Fury up in the 96th minute with a shot from 30 yards out rattling the crossbar. Pali held firm, though, and snuffed out the Fury attack taking the game to the short intermission. After the break Pali came out on the front foot with Andrews and Lytle both testing Phillips. After 120 minutes, however, the game remained 1-1 and headed to penalty kicks.

Fury youth product Jasmine Phillips made two diving saves and closed out the game 2-1 (4-3) as the Fury won their first W-League Championship in front of their home fans. It was the perfect ending to the script, which began 13 years ago for Fury owner John Pugh.

"It's been a long run," Pugh said. "This is the fourth time [in the championship game] and to do it in front of our own fans and to do it in the manner that we did where we had to come from behind after giving up the early goal... it's unbelievable. It's something this club has strived to do for 10 seasons and finally it's all come true."

"This just means a ton and so much for the club," Oliveri added. "We've had such a great program for so long. We've been in the finals four times and managed to win one. This is great for the club and John Pugh, who's given a great opportunity here to do so many things."

After coming so close for so long the Ottawa Fury have now etched their name in the history books in what was a thrilling finish to a fantastic 2012 W-League season.



**Head Coach
Chris Adams**

2013 SCHEDULE

5/12	at Carolina	2 p.m.
5/18	Charlotte	7:30 p.m.
5/25	Tampa Bay	7:30 p.m.
6/1	at Charlotte	5:30 p.m.
6/8	Carolina	7:30 p.m.
6/15	at Tampa Bay	4 p.m.
6/28	at Dayton	5:30 p.m.
6/30	at Dayton	5:30 p.m.
7/6	Dayton	7:30 p.m.
7/12	Tampa Bay	7:30 p.m.

PRESIDENT- JOHN LATHAM
(404)881-7000, John.Latham@alston.com
HEAD COACH – CHRIS ADAMS

Year	League	W-L-T	Points	PO
2012	W-League	8-1-3	27	--
2011	W-League	9-1-0	26	Champs
2010	W-League	7-2-1	22	Semi.
2009	W-League	10-1-1	31	Cnf. Semi.
2008	W-League	13-0-1	40	Cnf. Semi.
2007	W-League	9-2-1	28	Final
2006	W-League	6-7-1	19	--
2005	W-League	8-5-1	25	--

Contact Information:
Atlanta Silverbacks
3299 Northcrest Rd. Suite 200
Atlanta, Ga 30340
www.atlantasilverbacks.com
Phone: (404) 969-4900
Fax: (770) 496-4297
Facebook: www.facebook.com/
AtlantaSilverbacksWomen
Twitter: @ATLSilverbacks

Stadium:
Atlanta Silverbacks Stadium
3200 Atlanta Silverbacks Way
Atlanta, Ga 30340
Capacity: 6,000
Surface: Artificial Turf, 110 x 80



**Head Coach
TBD**

2013 SCHEDULE

5/25	Santa Clarita	10 p.m.
5/31	Pali	10 p.m.
6/2	Colorado Rush	10 p.m.
6/11	Los Angeles	10 p.m.
6/14	at Santa Clarita	8 p.m.
6/16	at Los Angeles	10:30 p.m.
6/21	at Seattle	10 p.m.
6/25	at Colorado Rapids	8 p.m.
6/27	at Colorado Rush	9:30 p.m.
7/2	Colorado Rapids	10 p.m.
7/7	at Pali	8 p.m.
7/14	Seattle	6 p.m.

INAUGURAL SEASON

GENERAL MANAGER – MARIA LASHINGER
(814) 876-0495, maria@bayareabreeze.com
OPERATIONS MANAGER – ANALISA ROBLES
(831) 227-3444, analisarobles@bayareabreeze.com
DIRECTOR OF MEDIA RELATIONS – JENNIFER TKACH
(408) 406-1411, info@bayareabreeze.com

Contact Information:
1475 N. Broadway Suite 400
Walnut Creek, CA 94596
www.bayareabreeze.com
Phone: (925) 953-2017
Fax: (925) 954-7014
Email: info@bayareabreeze.com
Facebook: www.facebook.com/
BayAreaBreeze
Twitter: @BayArea_Breeze
Instagram: BayArea_Breeze

Stadium:
TBD



**Head Coach
Sandy Burris**

2013 SCHEDULE

5/12	Atlanta	2 p.m.
5/17	at Tampa Bay	7 p.m.
5/19	at Tampa Bay	1 p.m.
5/29	Charlotte	7:30 p.m.
6/1	at Dayton	5:30 p.m.
6/8	at Atlanta	7:30 p.m.
6/16	Dayton	7 p.m.
6/28	Charlotte	7 p.m.
6/30	Tampa Bay	1 p.m.
7/13	at Charlotte	5:30 p.m.

PRESIDENT – EWELL E. GORDON, III
(803) 661-9668, admin@carolinaelitecobras.com
VICE PRESIDENT – TERESA GORDON
(803) 661-9668, tg@optimalphysicalperformance.com
GENERAL MANAGER/HEAD COACH – SANDY BURRIS
(803) 747-3058, coachburris@carolinaelitecobras.com
BUSINESS OPERATIONS DIRECTOR – CINDY HUNT
(864) 525-2700,
businessoperations@carolinaelitecobras.com
ADMINISTRATIVE COORDINATOR – CLAIRE JOYCE
(803) 640-1984,
admin-management@carolinaelitecobras.com
GAME DAY MANAGER – ERIN MINION
(803) 397-0812, gamedaymgr@carolinaelitecobras.com
MEDICAL DIRECTOR – EVAN EKMAN, MD
(803) 376-8882, evanekman@carolinaelitecobras.com

Year	League	W-L-T	Points	PO
2012	W-League	3-5-4	13	--

Contact Information:
Carolina Elite Cobras
720 Old Clemson Rd, Suite G
Columbia, SC 29229
www.carolinaelitecobras.com
Phone: (803) 661-8668
Fax: (866) 941-5292
Facebook: www.facebook.com/CarolinaEliteCobras
Twitter: @CE_Cobras

Stadium:
MESA Soccer Complex
1020 Anderson Ridge Road
Greer, SC, 29651
Phone: (864) 329-1113
Capacity: N/A
Surface: Grass, 120x80



**Head Coach
Lee Horton**

2013 SCHEDULE

5/18	at Atlanta	7:30 p.m.
5/25	at Dayton	5:30 p.m.
5/29	at Carolina	7:30 p.m.
6/1	Atlanta	5:30 p.m.
6/7	at Tampa Bay	4 p.m.
6/15	Dayton	7 p.m.
6/22	Tampa Bay	7 p.m.
6/28	at Carolina	7 p.m.
7/5	Dayton	7 p.m.
7/13	Carolina	5:30 p.m.

PRESIDENT - PAT STEWART
(704) 841-8644 ext. 50, pstewart@maisoccer.com
GM – JEREMY AUYSER
(704) 841-8644 ext. 23, aauser@charlotteeagles.com
ASSISTANT GM – HANNAH TURNER
(704) 841-8644 ext. 29, hturner@charlotteeagles.com
DIRECTOR OF OPERATIONS – ALLAN COURTRIGHT
(704) 841-8644 ext. 30, acourtright@charlotteeagles.com
HEAD COACH – LEE HORTON
(704) 841-8644 ext. 22, lhorton@charlotteeagles.com
ASSISTANT COACH – MITCH SANFORD
(704) 841-8644 ext. 12, msanford@charlotteeagles.com

Year	League	W-L-T	Points	PO
2012	W-League	9-1-2	29	Conf. Fnl.
2011	W-League	6-2-2	20	Conf. Fnl.
2010	W-League	5-3-2	17	Cnf. Fnl.
2009	W-League	6-3-3	21	Cnf. Fnl.
2008	W-League	11-2-1	34	Cnf. Semi.
2007	W-League	8-2-2	26	--
2006	W-League	10-4-0	30	Semi.
00-05	W/W-2	51-11-2	--	--

Contact Information:
Charlotte Eagles
1020 Crews Rd Ste N
Charlotte, NC 28215
www.charlotteeagles.com
Phone: (704) 841-8644
Fax: (704) 841-8652
Facebook: www.facebook.com/charlotteeagles
Twitter: @charlotteeagles

Stadium:
Queen's University Sports
Complex
2229 Tyvola Rd.
Charlotte, NC 28210
Phone: (704) 337-2560
Capacity: 600
Surface: Turf, 120x76



Head Coach
Daniel Clitnovici

2013 SCHEDULE

5/25	Colorado Rush	6 p.m.
5/28	at Colorado Rush	9:30 p.m.
6/6	at Pali	10 p.m.
6/7	at Los Angeles	10:30 p.m.
6/9	at Santa Clarita	8 p.m.
6/14	Seattle	8 p.m.
6/16	Pali	5 p.m.
6/25	Bay Area	8 p.m.
6/27	Santa Clarita	8 p.m.
6/30	at Seattle	10 p.m.
7/2	at Bay Area	10 p.m.
7/11	Los Angeles	8 p.m.

CO FOUNDER/OWNER - AMY SNIDER

amy@rapidswomen.com

GENERAL ADMINISTRATION – CHELSEA ANDERSON

admin@rapidswomen.com

SPONSORSHIP & MARKETING – KAITLYN MILLER

sponsorship@rapidswomen.com

HEAD COACH – DANIEL CLITNOVICI

Daniel@rapidswomen.com

Year	League	W-L-T	Points	PO
2012	W-League	5-5-4	19	--
2011	W-League	3-9-2	11	--
2010	W-League	2-3-5	7	--
2009	W-League	4-2-6	18	Cnf. Fnl.
2008	W-League	3-6-3	12	--
2007	W-League	4-7-1	13	--
2006	W-League	3-7-2	11	--
2005	W-League	2-11-1	7	--
97-05	W-League	36-73-7	--	--

Contact Information:

P.O. Box 2478,

Fort Collins, Colorado 80522

www.forcesoccer.org

P: (970)484-4653

Facebook: www.facebook.com/coloradoforcefc

Stadium:

Dick's Sporting Goods Park

6000 Victory Way,

Commerce City, CO 80022

Surface: Grass

Dimensions: 120 x 80



Head Coach
Erik Bushey

2013 SCHEDULE

5/25	at Rapids Women	6 p.m.
5/28	Rapids Women	9:30 p.m.
5/31	at Seattle	9 p.m.
6/2	at Bay Area	10 p.m.
6/14	Pali	9:30 p.m.
6/16	Seattle	4 p.m.
6/27	Bay Area	9:30 p.m.
6/29	Santa Clarita	9:30 p.m.
7/5	at Pali	10 p.m.
7/7	at Los Angeles	10:30 p.m.
7/9	at Santa Clarita	8 p.m.
7/14	Los Angeles	4 p.m.

OWNER - JIM MARTIN

jmsmartin@aol.com

TECHNICAL DIRECTOR/HEAD COACH – ERIK BUSHEY

(303)986-5200 ext. 145, ebushey@coloradorush.com

GENERAL MANAGER – DOMINIQUE HOECHERL

(303)986-5200 ext. 127, dhoecherl@coloradorush.com

PR. COMMUNICATIONS OFFICER – ADAM LOGAN

(303) 986-5200 ext. 144, alogan@coloradorush.com

Year	League	W-L-T	Points	PO
2012	W-League	5-4-5	20	--
2011	W-League	6-5-3	21	--
2010	W-League	2-2-6	12	--

Contact Information:

8101 S. Shaffer Parkway #101

Littleton, CO 80127

www.coloradorush.com

Phone: (303)986-5200

Fax: (303)986-5222

Facebook: www.facebook.com/

ColoradoRushSoccerClub

Twitter: @WearetheRush

Stadium:

Valor Christian High School

Stadium

3775 Grace Blvd.

Highlands Ranch CO, 80126

Phone: (303)471-3000

Capacity: 3,000

Surface: Turf, 110x75



Head Coach
Sid van Druenen

PRESIDENT – MIKE MOSSEL

m.mossel@dutchlionsfc.com

BUSINESS MANAGER – TONY COCKERHAM

(937) 681 1366, t.cockerham@daytondutchlionsfc.com

TECHNICAL MANAGER – PATRICK BAL

(937) 760 7128, p.bal@daytondutchlionsfc.com

WOMEN'S PROGRAM DIRECTOR / HEAD COACH – SID VAN DRUENEN

(937) 219 5747, s.vandruenen@daytondutchlionsfc.com

2013 SCHEDULE

5/25	Charlotte	5:30 p.m.
6/1	Carolina	5:30 p.m.
6/8	at Tampa Bay	5 p.m.
6/15	at Charlotte	7 p.m.
6/16	at Carolina	7 p.m.
6/28	Atlanta	5:30 p.m.
6/30	Atlanta	5:30 p.m.
7/5	at Charlotte	7 p.m.
7/6	at Atlanta	7 p.m.
7/14	Tampa Bay	4 p.m.

Year	League	W-L-T	Points	PO
2012	W-League	0-9-3	3	--
2011	W-League	5-3-2	17	--

Contact Information:
Dayton Dutch Lions FC LLC
8 North Elm Street
West Carrollton, OH 45449
www.dutchlionsfc.com
Phone: (937) 530 2123
Fax: (937) 530 2210
Facebook: www.facebook.com/daytondutchlionsfc
Twitter: @DaytonDutchLion

Stadium:
Beavercreek High School
2660 Dayton Xenia Rd
Dayton, OH 45434
Phone: (937) 429 7547
Capacity: 5,000
Surface: Grass, 120x75



Head Coach
Rich Stoneman

GENERAL MANAGER – PETE CINALLI

(540) 287-3662, fasagm@fasasoccer.org

MEDIA RELATIONS – MARK BUSHMAN

(540) 809-3059, soccertaink@hotmail.com

WEBSITE – QUENTIN REED

(814) 777-3904, qreed@umw.edu

OPERATIONS – JULIE MCKEEN

(540) 368-5425, fasaofficemanager@yahoo.com

HEAD COACH - RICH STONEMAN

2013 SCHEDULE

5/11	at Virginia Beach	7 p.m.
5/18	at Long Island	5 p.m.
5/19	at New York	4 p.m.
5/27	Washington	5 p.m.
6/2	New Jersey	5 p.m.
6/8	at Washington	4 p.m.
6/16	New York	2 p.m.
6/23	Long Island	5 p.m.
6/27	Virginia Beach	7 p.m.
6/29	North Jersey	7 p.m.
7/6	at North Jersey	4 p.m.
7/7	at New Jersey	4 p.m.

Year	League	W-L-T	Points	PO
2012	W-League	6-4-2	20	--
2011	W-League	2-7-1	7	--

Contact Information:
Fredericksburg Area Soccer Association (FASA)
3411 Shannon Park Drive, Suite 102
Fredericksburg, VA 22408
www.fasasoccer.org
Phone: (540) 368-5425
Fax: (866) 239-7608
FASA Facebook: www.facebook.com/FASASoccer
Fredericksburg Impact Facebook: http://www.facebook.com/Fredericksburg-Impact
Twitter: @fasa_soccer

Stadium:
Fredericksburg Field House Stadium
3411 Shannon Park Drive
Fredericksburg, VA 22408
Phone: (540) 361-4717
Capacity: 800-1,000
Surface: Turf, 120x75
Capacity: 850
Surface: Grass
Dimensions: 120 x 74



Head Coach
TBD

PRESIDENT - BARRY MACLEAN
(519) 651-6385, bmaclean@kwunitedfc.com
DIRECTOR OF FOOTBALL - BRETT MOSEN
(519) 803-8669, bmosen@kwunitedfc.com
DIRECTOR OF OPERATIONS - NIKI BUDALIC
(519) 591-4771, nbudalic@kwunitedfc.com

2013 SCHEDULE

5/22	London	7 p.m.
5/29	Toronto	7 p.m.
6/2	Ottawa	3 p.m.
6/9	Quebec City	3 p.m.
6/15	at Toronto	2 p.m.
6/22	at Ottawa	7 p.m.
6/28	London	7 p.m.
7/3	at Toronto	3:30 p.m.
7/5	at London	7 p.m.
7/7	Laval	3 p.m.
7/12	at Quebec City	7 p.m.
7/13	at Laval	3 p.m.

Year	League	W-L-T	Points	PO
2012	W-League	5-5-2	17	Conf. Smi

Contact Information:
K-W United FC
1111 Homer Watson Blvd.
Kitchener, ON
N2C 2P7
Phone: (519) 896-8947
Fax: (519) 896-8959
Facebook: www.facebook.com/kwunitedfc
Twitter: @kwunitedfc

Stadium:
Waterloo University Stadium
81 Seagram Drive
Waterloo, ONT
N2L 3B6
Phone: (519) 884-0710 ext. 3427
Capacity: 6,000
Surface: Field Turf, 110 x 73



Head Coach
Tracey Kevins

PRESIDENT - STEVE MILLER
(661) 373-8293 mgmt@lastrikersfc.com
GENERAL MANAGER - VANESSA VALENTINE
(818)751-3277 mgmt@lastrikersfc.com
HEAD COACH - TRACEY KEVINS
tracey.kevins@lastrikersfc.com

2013 SCHEDULE

5/18	at Pali	10 p.m.
5/27	at Seattle	6 p.m.
5/31	at Santa Clarita	8 p.m.
6/5	Seattle	10:30 p.m.
6/7	Colorado Rapids	10:30 p.m.
6/11	at Bay Area	10 p.m.
6/16	Bay Area	10:30 p.m.
6/21	Santa Clarita	10:30 p.m.
6/29	Pali	10:30 p.m.
7/7	Colorado Rush	10:30 p.m.
7/11	at Colorado Rapids	8 p.m.
7/14	at Colorado Rush	4 p.m.

Year	League	W-L-T	Points	PO
2012	W-League	3-9-2	11	--
2011	W-League	4-9-1	13	--

Contact Information:
LA Strikers
525 E. Seaside Way
Suite 101 A
Long Beach, CA. 90802
www.lastrikersfc.com
Phone: (818) 751-3277
Fax: (562)436-8608
Facebook: www.facebook.com/lastrikersfc
Twitter: @lastrikersfc

Stadium:
Occidental College-
Jack Kemp Stadium
1600 Campus Rd.
Los Angeles, Calif. 90041
Phone: (323) 259 1474
Capacity: 2,400
Surface: Turf



**Head Coach
Cindy Walsh**

PRESIDENT – PIERRE MARCHAND

(450) 975-8639 ext 2231, pierre@elecpierrremarchand.com
HEAD COACH - CINDY WALSH

2013 SCHEDULE

5/25	at London	1 p.m.
5/26	at Toronto	2:30 p.m.
6/2	Toronto	3 p.m.
6/5	Quebec City	7:30 p.m.
6/12	at Ottawa	7 p.m.
6/16	at Quebec City	3 p.m.
6/19	Quebec City	7:30 p.m.
6/23	London	3 p.m.
6/28	Ottawa	7:30 p.m.
7/7	at K-W United	3 p.m.
7/10	at Ottawa	7 p.m.
7/13	K-W United	3 p.m.

Year	League	W-L-T	Points	PO
2012	W-League	6-3-3	21	Cnf. Fnl.
2011	W-League	6-4-1	20	Div. Semi.
2010	W-League	6-3-3	21	--
2009	W-League	7-6-1	22	--
2008	W-League	9-4-1	28	Div. Semi.
2007	W-League	7-4-1	22	--
2006	W-League	6-3-3	21	--

Contact Information:
Laval Comets
955, Ave. Bois-de-Boulogne
Laval Québec H7J 1E2
www.lavalcometes.com
Phone: (450) 975-8639
Fax: (450) 975-4977
Facebook: www.facebook.com/
LavalCometes
Twitter: @lavalcometes

Stadium:
Centre Sportif Bois-de-Boulogne
955, Ave. Bois-de-Boulogne
Laval Québec H7J 1E2
Phone: (450) 975-8639
Capacity: 1 500
Surface: Turf, 105x65



**Head Coach
Abe Hadzic**

PRESIDENT – ED LAUTERBACH

(519) 681-4400, edwin@caronexecutive.com
GENERAL MANAGER – AARON LAUTERBACH
(519) 860-4988, atlauterbach@gmail.com
HEAD COACH – ABE HADZIC

2013 SCHEDULE

5/22	at K-W United	7 p.m.
5/25	Laval	1 p.m.
6/1	Ottawa	1 p.m.
6/5	at Toronto	3 p.m.
6/8	Quebec City	1 p.m.
6/15	at Ottawa	7 p.m.
6/19	Toronto	7 p.m.
6/22	at Quebec City	3 p.m.
6/23	at Laval	3 p.m.
6/28	K-W United	7 p.m.
7/5	K-W United	7 p.m.
7/10	Toronto	7 p.m.

Year	League	W-L-T	Points	PO
2012	W-League	0-10-2	2	--
2011	W-League	1-8-3	6	--
2010	W-League	1-9-2	5	--
2009	W-League	3-9-2	11	--
2008	W-League	3-9-2	11	--
2007	W-League	4-8-0	12	--
2006	W-League	4-9-1	13	--
2005	W-League	8-4-2	26	--
2004	W-League	1-2-0	3	--

Contact Information:
London Gryphons
75 Greenbrier Cres.
London, ON N6J 3X7
www.londongryphons.ca
Phone: (519) 860-4988
Fax: (519) 681-7050
Facebook: www.facebook.com/
pages/London.Gryphons
Twitter: @LondonGryphons

Stadium:
North London Athletic Fields
1225 Adelaide St. N.
London, ON
Capacity: 1,000
Surface: Grass, 110 x 70



**Head Coach
Steve Cadet**

PRESIDENT - PETER ZARATIN

(516)-622-3900 ext 20, pzaratin@liroughriders.com

VICE PRESIDENT - FLAVIO FERRI

(516)-622-3900 ext. 15, fferril@liroughriders.com

FACILITIES & OPERATIONS - MEGHAN FREY

(516)-622-3900 ext.18, mfrey@globalsportscenters.com

DIRECTOR OF MARKETING - YANIS BEN HAMIDA

(516)-622-3900 ext. 17, ybenhamida@liroughriders.com

HEAD COACH - STEVE CADET

(516)-622-3900, scadet@liroughriders.com

2013 SCHEDULE

5/18	Fredericksburg	5 p.m.
5/25	at New York	4 p.m.
6/1	New York	5 p.m.
6/9	New Jersey	3 p.m.
6/15	North Jersey	5 p.m.
6/20	at Washington	7 p.m.
6/22	at Virginia Beach	7 p.m.
6/23	at Fredericksburg	5 p.m.
6/29	Washington	5 p.m.
7/6	Virginia Beach	5 p.m.
7/11	at New Jersey	7:30 p.m.
7/14	at North Jersey	4 p.m.

Year	League	W-L-T	Points	PO
2012	W-League	9-3-0	27	Cnf. Semi.
2011	W-League	7-1-2	23	Cnf. Semi.
2010	W-League	7-5-0	21	--
2009	W-League	6-7-1	19	--
2008	W-League	9-3-2	29	Cnf. Semi.
2007	W-League	5-7-2	17	--

Contact Information:
1425 Old Country Road;
Building A
Plainview, NY 11803
<http://www.liroughriders.com/>
Phone: (516)-622-3900
Fax: (516)-622-3901
Facebook: www.facebook.com/LIRoughRidersSoccer
Twitter: www.twitter.com/LIRoughRiders

Stadium:
CY Donnelly Stadium
Saint Anthony's High School
275 Wolf Hill Road
Melville, NY 11747
Phone: (631)-271-2020
Capacity: 3,000
Surface: Field Turf



**Head Coach
Kevin McDermott**

PRESIDENT/HEAD COACH - KEVIN MCDERMOTT

(732) 720-9163, njwildcats1996@aol.com

2013 SCHEDULE

5/22	North Jersey	7:45 p.m.
6/1	at Virginia Beach	7 p.m.
6/2	at Fredericksburg	7 p.m.
6/8	Virginia Beach	2 p.m.
6/9	at Long Island	3 p.m.
6/15	at Washington	4 p.m.
6/19	at North Jersey	8 p.m.
6/22	New York	3 p.m.
6/26	at New York	8 p.m.
7/6	Washington	2 p.m.
7/7	Fredericksburg	4 p.m.
7/11	Long Island	7:30 p.m.

Year	League	W-L-T	Points	PO
2012	W-League	6-2-4	22	--
2011	W-League	6-1-3	20	Cnf. Semi.
2010	W-League	7-4-1	22	Cnf. Semi.
2009	W-League	7-6-1	22	--
2008	W-League	2-10-2	8	--
2007	W-League	5-5-4	19	Cnf. Semi.
2006	W-League	14-0-0	42	Cnf. Fnl.
2005	W-League	13-1-0	39	Champs
96-04	W-League	45-63-1	--	--

Contact Information:
New Jersey Wildcats
16 Doreen Drive
Oceanport, NJ 07757
www.njwildcats.com
Phone: (732) 720-9163
Fax: (732) 298-7619
Facebook: <http://www.facebook.com/njwildcats1996>
Twitter: @NJWildcats1996

Stadium:
TCNJ Soccer Complex
2000 Pennington Road
Ewing, NJ 08628
Phone: (609) 771-1855
Capacity: 7,500



Head Coach
Nino DePasquali

PRESIDENT & CO-OWNER - JOE BALSAMO
(917) 379-4080 joe.balsamo@faeuro.com
VICE PRESIDENT & CO-OWNER - LYNDELLE PHILLIPS
(646) 641-9250 tolliverp@aol.com
CEO & HEAD COACH - NINO DEPASQUALI
(646) 239-5911 magiccoach@aol.com
ASSISTANT COACH - CALVIN SALMON
Calsa1006@gmail.com
GOALKEEPER COACH - BRAD BOLTON
Brad.bolton01@gmail.com
OPERATIONS MANAGER - ANDI SKINNER
Skinner.andi@gmail.com

2013 SCHEDULE

5/11	at Washington	4 p.m.
5/19	Fredericksburg	4 p.m.
5/25	Long Island	4 p.m.
6/1	at Long Island	5 p.m.
6/5	at North Jersey	8 p.m.
6/15	at Virginia Beach	7 p.m.
6/16	at Fredericksburg	2 p.m.
6/22	at New Jersey	3 p.m.
6/26	New Jersey	8 p.m.
6/30	Washington	4 p.m.
7/7	Virginia Beach	3 p.m.
7/13	North Jersey	4 p.m.

Year	League	W-L-T	Points	PO
2012	W-League	3-7-2	11	--
2011	W-League	3-6-1	10	--
2010	W-League	3-9-0	9	--
2009	W-League	1-10-3	6	--
2008	W-League	3-7-4	13	--
2007	W-League	1-10-3	6	--
2006	W-League	4-8-2	14	--
97-05	W-League	52-57-6	--	--

Contact Information:
New York Magic - F.A. Euro
165 East 32nd Street
Suite 4-E
New York, NY 10016
E-Mail: magiccoach@aol.com
www.nymagisoccer.com
Facebook: www.facebook.com/newyorkmagisoccer
Twitter: @nymagisoccer

Stadium:
Iona College
Mazzella Field
715 North Avenue
New Rochelle, NY 10801
Capacity: 2,440
Phone: (914) 633-2000
Surface: Turf, 120x73



Head Coach
Mark White

GENERAL MANAGER/HEAD COACH - MARK WHITE
(973)696-9199; mwhite@tsfacademy.com

2013 SCHEDULE

5/22	at New Jersey	7:45 p.m.
6/1	at Washington	4 p.m.
6/5	New York	8 p.m.
6/9	Virginia Beach	11 a.m.
6/15	at Long Island	5 p.m.
6/19	New Jersey	8 p.m.
6/22	Washington	4 p.m.
6/29	at Fredericksburg	7 p.m.
6/30	at Virginia Beach	7 p.m.
7/6	Fredericksburg	4 p.m.
7/13	at New York	4 p.m.
7/14	Long Island	4 p.m.

Year	League	W-L-T	Points	PO
2012	W-League	7-3-2	23	--
2011	W-League	3-4-3	12	--
2010	W-League	0-12-0	0	--

Contact Information:
60 Dartmouth Rd, Wayne, NJ 07470
P: (973)696-9199
F: (973)696-9499
MWhite@tsfacademy.com
www.njvalkyries.com
Facebook: www.facebook.com/NorthJerseyValkyries
Twitter: @NJValkyries

Stadium:
DePaul Catholic High School
1512 Alps Road
Wayne, NJ 07470
P: (973)694-3702
Capacity: 2,500
Surface: Turf
Dimensions: 110 x 65



Head Coach
Dominic Oliveri

2013 SCHEDULE

5/24	at Quebec City	7 p.m.
6/1	at London	1 p.m.
6/2	at K-W United	3 p.m.
6/8	at Toronto	5 p.m.
6/12	Laval	7 p.m.
6/15	London	7 p.m.
6/22	K-W United	7 p.m.
6/28	at Laval	7:30 p.m.
6/29	at Quebec City	3 p.m.
7/7	Quebec City	3 p.m.
7/10	Laval	7 p.m.
7/13	Toronto	7 p.m.

OWNER & CEO – JOHN PUGH

(613)265-4543, johnpugh@sympatico.ca

DIRECTOR OF OPERATIONS – MELANIE RUTHERFORD

(613)812-1410, mrutherford@bellnet.ca

DIRECTOR OF COMMUNICATION & MARKETING – GRAEME IVORY

(613)878-3321, graeme.ivory@gmail.com

W-LEAGUE HEAD COACH – DOM OLIVERI

(613)282-0445, d_oliveri@sympatico.ca

Year	League	W-L-T	Points	PO
2012	W-League	10-2-0	30	Champs
2011	W-League	12-0-0	36	Final
2010	W-League	8-1-3	27	Cnf. Fn.
2009	W-League	11-1-2	35	Semi.
2008	W-League	13-1-0	39	Cnf. Fn.
2007	W-League	11-0-1	34	Cnf. Fn.
2006	W-League	10-1-1	31	Final
00-05	W-League	53-20-9	--	--

Contact Information:
Ottawa Fury Soccer Club
458 MacLaren St. Floor 2
Ottawa, ON K1R 5K6
www.ottawafury.com
Phone: (613) 235-3879
Fax: (613) 567-3879
Facebook: www.facebook.com/
OttawaFurySC
Twitter: @OttawaFurySC

Stadium:
Algonquin College Soccer
Complex
1385 Woodroffe Ave. Building Z
Ottawa, ON K2G 1V8
Phone: (613) 727-4723
ext. 6584
Capacity: 1200
Surface: Field Turf, 110x70



Head Coach
Charlie Naimo

2013 SCHEDULE

5/18	Los Angeles	10 p.m.
5/31	at Bay Area	10 p.m.
6/2	at Santa Clarita	8 p.m.
6/6	Colorado Rapids	10 p.m.
6/9	Seattle	6 p.m.
6/14	at Colorado Rush	9:30 p.m.
6/16	at Colorado Rapids	5 p.m.
6/23	at Seattle	6 p.m.
6/29	at Los Angeles	10:30 p.m.
7/5	Colorado Rush	10 p.m.
7/7	Bay Area	8 p.m.
7/14	Santa Clarita	8 p.m.

PRESIDENT - MARYAM MANSOURI

MANAGING DIRECTOR - ALI MANSOURI

VICE PRESIDENT/HEAD COACH – CHARLIE NAIMO

charlie@bluessoccerclub.com

GENERAL MANAGER - MARIO HERRERA

mario@bluessoccerclub.com

COMMUNICATIONS MANAGER –

ALONDRA HERNANDEZ

alondra@bluessoccerclub.com

Year	League	W-L-T	Points	PO
2012	W-League	13-0-1	40	Finals
2011	W-League	7-1-6	27	--
2010	W-League	3-4-3	12	Cnf. Fn.
2009	W-League	9-0-3	30	Champs
2008	W-League	12-0-0	36	Champs

Contact Information:
Pali Blues Soccer Club
801 E Chapman Ave
Fullerton, CA 92831
bluessoccerclub.com
Phone: (310) 777-7897
Facebook: facebook.com/
PaliBluesSoccer
Twitter: @PaliBlues

Stadium:
Stadium by the Sea
15777 Bowdoin Street
Los Angeles, CA 90272
Phone: (310) 867-0977
Capacity: 4,000
Surface: Turf, 110 x 65



Head Coach
Samir Ghrif

DIRECTOR OF OPERATIONS –
JEAN-PHILIPPE PROVOST
(418) 254-2877, jpprovost@arsq.qc.ca
COMMUNICATIONS MANAGER – STEPHANE ALAIN
(418) 527-2131, stephane@485marketing.com
FINANCES – JEAN-PASCAL LADROUE
(418) 683-5686 ext. #2, jpladroue@arsq.qc.ca
HEAD COACH – SAMIR GHRIF
(418) 929-4799, sgghrib@videotron.ca

2013 SCHEDULE

5/24	Ottawa	7 p.m.
6/1	Toronto	3 p.m.
6/5	at Laval	7:30 p.m.
6/8	at London	1 p.m.
6/9	at K-W United	3 p.m.
6/16	Laval	3 p.m.
6/19	at Laval	7:30 p.m.
6/22	London	3 p.m.
6/29	Ottawa	3 p.m.
7/6	at Toronto	2 p.m.
7/7	at Ottawa	3 p.m.
7/12	K-W United	7 p.m.

Year	League	W-L-T	Points	PO
2012	W-League	8-2-2	26	Semi. Fnl.
2011	W-League	6-5-1	19	Cnf. Final
2010	W-League	6-4-2	20	--
2009	W-League	9-4-1	28	Cnf. Semi.

Contact Information:
1173 Charest Ouest, Suite 225
Quebec, QC G1N 2C9
www.amiralquebec.com
Phone: (418) 638-5686
Fax: (418) 683-0860
Facebook: www.facebook.com/amiralse
Twitter: @QCAmiral

Stadium:
College Francois-Xavier-Garneau
1660 Boulevard de l'Entente
Quebec, QC G1S 4S3
Phone: (418) 688-8310
Capacity: 2,000
Surface: Turf, 105x65



Head Coach
Anthony Rodwell

PRESIDENT/OWNER - CARLOS MARROQUIN
(661) 635-3211, planetsoccerstore@yahoo.com
DIRECTOR OF OPERATIONS - RACHEL SINGER
(661) 713-3358
HEAD COACH – ANTHONY RODWELL

2013 SCHEDULE

5/25	at Bay Area	10 p.m.
5/31	Los Angeles	8 p.m.
6/2	Pali	8 p.m.
6/7	Seattle	8 p.m.
6/9	Colorado Rapids	8 p.m.
6/14	Bay Area	8 p.m.
6/21	at Los Angeles	10:30 p.m.
6/27	at Colorado Rapids	8 p.m.
6/29	at Colorado Rush	9:30 p.m.
7/5	at Seattle	10 p.m.
7/9	Colorado Rush	8 p.m.
7/14	at Pali	8 p.m.

Year	League	W-L-T	Points	PO
2012	W-League	4-6-4	16	--
2011	W-League	8-1-5	29	Cnf. Fnl.
2010	W-League	2-6-2	8	--

Contact Information:
24331 Main Street
Newhall, CA 91321
www.sclblueheat.com
P: (661) 253-1800
F: (661) 635-3211
Facebook: www.facebook.com/SantaClaritaBlueHeat
Twitter: @SCBlueheat

Stadium:
The Masters College
21726 Placertia Canyon Road
Santa Clarita, CA 91321
P: (800) 568-6248
Capacity: 2,000
Surface: Turf
Dimensions: 120x75



Head Coach
Hubert Busby Jr.

OWNER - LANE SMITH

Phone 206-575-1470 Fax 206-575-1475 , lane.smith@datecinc.net

OWNER-CLIFF MCELROY

Phone 206-575-1470 Fax 206-575-1475 , cliff.mcelroy@datecinc.net

EXECUTIVE DIRECTOR - JON BILLINGS

Phone (206) 445-2097, JonB@SoundersWomen.com

TECHNICAL DIRECTOR - LESLE GALLIMORE

DIRECTOR OF COMMUNITY RELATIONS - TEDDY MITALAS

Phone (425-770-1687), Teddy@StarfireSports.com

DIRECTOR OF GAME-DAY OPERATIONS - COREY SINSER

Phone (206) 445-2097, CoreyS@SoundersWomen.com

TEAM PHOTOGRAPHER - JANE GERSHOVICH

JaneGPhotography@gmail.com

GENERAL MANAGER/HEAD COACH - HUBERT BUSBY JR.

2013 SCHEDULE

5/27	Los Angeles	6 p.m.
5/31	Colorado Rush	9 p.m.
6/5	at Los Angeles	10:30 p.m.
6/7	at Santa Clarita	8 p.m.
6/9	at Pali	6 p.m.
6/14	at Colorado Rapids	8 p.m.
6/16	at Colorado Rush	4 p.m.
6/21	Bay Area	10 p.m.
6/23	Pali	6 p.m.
6/30	Colorado Rapids	10 p.m.
7/5	Santa Clarita	10 p.m.
7/14	at Bay Area	6 p.m.

Year	League	W-L-T	Points	PO
2012	W-League	10-3-1	31	Cnf. Fnl.
2011	W-League	5-5-4	19	--
2010	W-League	2-2-6	12	--
2009	W-League	3-3-6	15	--
2008	W-League	5-3-4	19	Semi.
2007	W-League	7-4-1	22	Semi.
2006	W-League	5-4-3	18	Semi.
2001-05	W/W-1	46-21-7	--	--

Contact Information:
12 Seahawks Way Renton,
WA 98056
www.SoundersWomen.com
P: (206) 445-2097
F: (206) 575-1475
Facebook: https://
www.facebook.com/
sounderswomen
Twitter: @SoundersWomen

Stadium:
Starfire Sports Stadium
14800 Starfire Way, Tukwila
WA 98188
206.431.3232
Capacity: 4,500
Surface: Field Turf-70
yard-wide X 115 yard-long
soccer field



Head Coach
Danny Stewart

HEAD COACH/ACADEMY DIRECTOR - DUNCAN WILDE

dwilde@torontolynxsoccerclub.com

ASST. COACH/TECHNICAL DIRECTOR - BILLY STEELE

bsteale@torontolynxsoccerclub.com

OPERATIONS - KIM ASHTON

kim@torontolynxsoccerclub.com

COMMUNITY AFFAIRS - CASEY WILDE

2013 SCHEDULE

5/26	Laval	2:30 p.m.
5/29	at K-W United	7 p.m.
6/1	at Quebec City	3 p.m.
6/2	at Laval	3 p.m.
6/5	London	3 p.m.
6/8	Ottawa	5 p.m.
6/15	K-W United	2 p.m.
6/19	at London	7 p.m.
7/3	K-W United	3:30 p.m.
7/6	Quebec City	2 p.m.
7/10	at London	7 p.m.
7/13	at Ottawa	7 p.m.

Year	League	W-L-T	Points	PO
2012	W-League	6-5-1	19	Cnf. Semi.
2011	W-League	6-5-1	19	Div. Semi.
2010	W-League	7-2-3	24	Cnf. Semi.
2009	W-League	6-4-4	22	--
2008	W-League	11-2-1	34	1st Rnd.
2007	W-League	7-3-2	23	Cnf. Semi.
2006	W-League	7-1-4	25	1st Rnd.
2005	W-League	11-3-0	33	Cnf. Fnl.

Contact Information:
2040-14 Marine Drive
Oakville, Ontario L5B2Y9
www.torontolynxsoccerclub.com
P: (905) 469-8783
F: (905) 279-1424
Twitter: @TorontoLynxSC

Stadium:
Centennial Stadium
56 Centennial Park Road
Toronto, ON M9C 5N3
Capacity: 2200
Surface: 118.2 x 59.4, TURF



Head Coach
Wendy Waddell

PRESIDENT - MARCIE LAUMANN

(757)572-1592, Marcie@hrpiranhas.com

GENERAL MANAGER – KENDRA AUSTON

(757)633-8346, Kendra@hrpiranhas.com

HEAD COACH – WENDY WADDELL

(757)332-0792, Wendy@hrpiranhas.com

2013 SCHEDULE

5/11	Fredericksburg	7 p.m.
5/18	at Washington	7 p.m.
6/1	New Jersey	7 p.m.
6/8	at New Jersey	2 p.m.
6/9	at North Jersey	11 a.m.
6/15	New York	7 p.m.
6/22	Long Island	7 p.m.
6/27	at Fredericksburg	7 p.m.
6/30	North Jersey	7 p.m.
7/6	at Long Island	5 p.m.
7/7	at New York	3 p.m.
7/13	Washington	7 p.m.

Year	League	W-L-T	Points	PO
2012	W-League	6-3-3	21	Cnf. Semi.
2011	W-League	5-5-0	15	--
2010	W-League	2-6-2	10	--
2009	W-League	6-6-0	18	--
2008	W-League	7-6-1	22	--
2007	W-League	2-8-1	7	--
2006	W-League	5-8-1	16	--
95-05	W-League	82-43-7	--	--

Contact Information:
Virginia Beach Piranhas
Virginia Beach Sportsplex
2181 Landstown Road
Virginia Beach, VA 23456
www.hrpiranhas.com
Phone: (757) 430-3500
Fax: (757) 430-8895
Facebook: www.facebook.com/hrpiranhas
Twitter: @VBPiranhas

Stadium:
Virginia Beach Piranhas
Stadium
2181 Landstown Road
Virginia Beach, VA 23456
Phone: (757) 430-3500
Capacity: 10,000
Surface: Turf, 120x75



Head Coach
George Fotopolus

HEAD OF OPERATIONS NORTH AMERICA - JOHN MITCHELL

(813) 304-3647, john.mitchell@vsi-fc.com

HEAD OF BUSINESS DEVELOPMENT NORTH AMERICA - GARETH ALEXANDER

(813) 304-3636, gareth.alexander@vsi-fc.com

DIRECTOR OF SOCCER - CLAY ROBERTS

(813) 340-2396, clay.roberts@vsi-fc.com

COMMUNICATIONS AND GAME-DAY OPERATIONS

COORDINATOR - KATHY DRURY

(813) 615-2182, kathy.drury@vsi-fc.com

DIRECTOR OF PERFORMANCE - OWEN "MAC" MCCARTHY

(813) 615-2182, mac.mccarthy@vsi-fc.com

HEAD COACH - GEORGE FOTOPOLUS

(813) 235-5645, george.fotopolus@vsi-fc.com

2013 SCHEDULE

5/17	Carolina	7 p.m.
5/19	Carolina	1 p.m.
5/25	at Atlanta	7:30 p.m.
6/7	Charlotte	4 p.m.
6/8	Dayton	5 p.m.
6/15	Atlanta	4 p.m.
6/22	at Charlotte	7 p.m.
6/30	at Carolina	1 p.m.
7/12	at Atlanta	7:30 p.m.
7/14	at Dayton	4 p.m.

Year	League	W-L-T	Points	PO
2012	W-League	3-7-2	11	--

Contact Information:
VSI Tampa Bay FC
13112 Telecom Drive
Temple Terrace, FL 33637
www.vsi-fc.com
Phone: (813) 615-2182
Fax: (813) 977-2678
Facebook: www.facebook.com/vsitampabayfc
Twitter: vsitampabayfc
Pinterest: vsitampabayfc

Stadium:
Plant City Stadium
1900 S Park Rd.
Plant City, FL 33563
Phone: (813) 864-0100
Capacity: 6,700
Surface: Grass



Head Coach
Mark Parsons

2013 SCHEDULE

5/11	New York	4 p.m.
5/18	Virginia Beach	7 p.m.
5/27	at Fredericksburg	5 p.m.
6/1	North Jersey	4 p.m.
6/8	Fredericksburg	4 p.m.
6/15	New Jersey	4 p.m.
6/20	Long Island	7 p.m.
6/22	at North Jersey	4 p.m.
6/29	at Long Island	5 p.m.
6/30	at New York	4 p.m.
7/6	at New Jersey	2 p.m.
7/13	at Virginia Beach	7 p.m.

OWNER – BILL LYNCH

blynch@washingtonspirit.com

W-LEAGUE GENERAL MANAGER – TIM SCHWEITZER

(703) 581-8808, tschweitzer@washingtonspirit.com

NWSL GENERAL MANAGER – CHRIS HUMMER

(703) 801-6020, chummer@washingtonspirit.com

DIRECTOR OF OPERATIONS – ASHLEE COMBER

(240) 813-2695, acomber@washingtonspirit.com

W-LEAGUE PLAYER RESOURCE MANAGER – REMY DUCOTE

(540) 841-4900, rducote@washingtonspirit.com

YOUTH DEVELOPMENT – MARIE SCHWEITZER

(202) 680-2480, mschweitzer@washingtonspirit.com

HEAD COACH – MARK PARSONS

mparsons@washingtonspirit.com

Year	League	W-L-T	Points	PO
2012	W-League	11-0-1	34	Semi. Fnl.

Contact Information:

Washington Spirit
18031 Central Park Circle
Boyd's, Maryland 20841
www.washingtonspirit.com
Phone: (240) 813-2695
Fax: (703) 590-6202
Facebook: www.facebook.com/
washingtonspirit
Twitter: @ WashSpirit

Stadium:

Maryland Soccerplex
18031 Central Park Circle
Boyd's, Maryland 20841
Capacity: 5,500
Surface: Grass
Dimension: 120x75





ABOUT SUPER-Y LEAGUE

USL SUPER Y-LEAGUE (BOYS/GIRLS U12-U17)

Since founding the Super Y-League in 1999, USL has seen the limitless growth potential in soccer beginning at the youth levels and advancing through the professional ranks. By establishing a concrete soccer foundation through highly competitive and developmental youth programs such as the SYL, USL allows male and female players to develop and compete with one club through the duration of their careers.

The Super Y-League added the U12 boys and girls age groups for the 2011 season, giving the league six age groups for the first time. In conjunction with the other SYL age divisions, the U12 division also offers an Olympic Development Program.

Created in 1999 with 12 teams, the USL Super Y-League now includes nearly 80 clubs from throughout the United States and Canada with an average of 500 teams competing in the league every summer. The U12 divisions maintain the same rules and regulations of the league's U13-U17 age groups, and its first season concluded at the 2011 USL Super Y-League North American Finals in Tampa, Florida.

Many of the clubs participating in the league are now affiliated with the top professional and amateur men's and women's sides of USL and Major League Soccer, providing a true pyramid of development that mirrors those in traditional soccer nations around the globe.

In its first few years, the league was primarily a vehicle for the top players to come together and face higher-level competition at a regional and/or national level on a regular basis. Now, the Super Y-League's fully operational ODP system helps propel the careers of elite players to the upper levels of the professional game in North America.

The Super Y-League North American Finals was the first step in the implementation of ODP status. Making the finals an official scouting event for identifying players for national team pools was just a starting point, however.

Part of the mission was to impress upon the senior clubs in North America the importance of playing a significant role in player development.



Many professional teams in the U.S. and Canada have used the league to begin their process of establishing academy programs that link the player development system from youth to pro.



ABOUT SUPER-20 LEAGUE

USL SUPER-20 LEAGUE (MEN/WOMEN U-20)

United Soccer Leagues announced the creation of the USL Super-20 League in early 2006. The league is designed as a graduating youth league for elite players from 17-20 as they advance beyond the traditional youth bracket to the senior professional and amateur development leagues.

The Super-20 League, for men and women, replaced the U19 age bracket of the Super Y-League, creating a wider range for players on the cusp of playing for PDL or W-League teams. The league was designed to cater to the top of the youth ranks in the U.S. and Canada for players aspiring to play professionally. It also serves as a reserve division for USL's Premier Development League and W-League teams, which have increasingly taken youth development of this age range under their auspices. PDL and W-League teams are able to add USL Super-20 teams to expand their development goals as well as their player pool for the senior team.

In addition to the USL Super-20 League completing the model for club building and vertical integration, it aids U.S. Soccer and the Canadian Soccer Association in identifying the top players for international competition ranging from U17 to U20.

Recent Super-20 League expansion has included the addition of the Mid-South Division, which kicked off in 2012.





ABOUT NEXT GENERATION SERIES

NEXT GENERATION SERIES (BOYS/GIRLS U12 & U14)

Next Generation Series (NextGen) is an exciting, new youth soccer initiative undertaken by USL and IMG Academy, established to provide players, coaches and clubs the opportunity to take part in an eight-month, elite-level league. NextGen is more than just another youth soccer league and features a forward-looking, innovative, comprehensive, and unique development program designed to develop the complete elite youth soccer player through a defined regimen of training, competition, testing, and evaluation.

The inspiration for NextGen was the repeated and consistent message received from top youth soccer clubs and coaches that they were seeking a fresh development initiative specifically geared toward younger teams and players. From this feedback, NextGen has been launched to fill the void by providing a comprehensive platform for clubs to best prepare their young players for the challenges which await them at the next level. NextGen will take a developmental approach which engages the player, coach, and parent, and enhances player growth across 7-8 important disciplines conducted by world-renowned experts in their respective disciplines of performance:

- Ignite360 Athletic Assessment
- Physical Conditioning
- Mental Conditioning
- Nutrition & Wellness
- On-Field Communication
- Injury Prevention / Athletic Regeneration
- Leadership & Life Skills
- Vision training for Goalkeepers

While player growth is the primary focus, coaches and parents are fully integrated into the NextGen model. Coaches will be regularly exposed to the most modern coaching education available both in terms of soccer-specific training and overall sports methods by elite experts in their fields via the USL and IMG networks. Additionally, NextGen is committed to the engagement of parents through the provision of regular information, resources, and other pertinent insights regarding the important role they play in the child's transition to elite player and young adult.



All in all, NextGen will usher in an exciting new era in the development of the next generation of complete elite youth players and provide its member clubs with an advantage in the programming it offers to its athletes.





FIRST 11

SYL TOP CLUB RANKINGS FOR 2012



11 FIRST ELEVEN CLUB RANKINGS

OVERALL – FIRST 11

Rank	Club	Score
1	Cleveland Internationals	93.75
2	VSI West Florida Flames	75.78
3	Ottawa Fury	73.65
4	Alliance Academy	73.05
5	MPS Bulldogs/Renegades	71.16
6	Southern Soccer Academy	70.96
7	Long Island Rough Riders	70.15
8	FC America	67.48
9	Force Football Club Academy	65.21
10	Atlanta Fire United	65.04
11	TSF Academy	62.34

ABOUT THE SYL FIRST 11 CLUB RANKINGS

The Super Y-League launched a new club ranking system in 2005 with the top clubs ranked from 1-11. This system publicizes the top clubs in both the boys and girls categories as well as overall. The rankings are based primarily upon the on-field results - winning percentage accounting for 70 percent of the score. Minimum standards and operations complete the other 30 percent.

Taking top honors in 2012 were the Cleveland Internationals and Ottawa Fury.

The Cleveland Internationals finished atop the overall club standing after garnering a score of 93.75. During the season the Internationals' U12, U13, U14, and U15 girls teams qualified for the 2012 USL Super Y-League North American Finals while the U12, U13, and U14 boys teams also competed in Bradenton. The U14 girls won the title, defeating Mequon United 5-3 on penalty kicks in what was the culmination of a fantastic season for the club on and off the field. The Internationals also finished first in the Girls First 11.

The Ottawa Fury finished first in the Boys First 11 with a total of 85.12 points. Ottawa also finished third in the overall standings and sent four teams to the 2012 Super Y-League North American Finals in December. In the Boys First 11 standings the Cleveland Internationals finished second with a point total of 84.06.

BOYS – FIRST 11

Rank	Club	Score
1	Ottawa Fury	85.12
2	Cleveland Internationals	84.06
3	Ironbound SC	75.14
4	VSI West Florida Flames	74.03
5	Nordic Soccer Club	71.53
6	Southern Soccer Academy	69.27
7	Alliance Academy	68.42
8	Parsippany SC	67.08
9	Seacoast United Phantoms	64.63
10	Force Football Club Acad.	64.28
11	Kendall SC	64.08

GIRLS – FIRST 11

Rank	Club	Score
1	Cleveland Internationals	92.74
2	FC America	81.1
3	Long Island Rough Riders	80.9
4	MPS Bulldogs/Renegades	79.83
5	Rage SC	77.17
6	Atlanta Fire United	74.98
7	VSI West Florida Flames	71.77
8	Alliance Academy	70.98
9	Southern Soccer Academy	66.52
10	Quickstrike FC	65.63
11	Keystone Athletic Grifos	64.4



FIRST 11

520 TOP CLUB RANKINGS FOR 2012

OVERALL – FIRST 11

Rank	Club	Score
1	Triangle FC	91.17
2	Ottawa Fury	87.99
3	Reading United AC	85.44
4	TSF Academy	74.67
5	Knoxville Soccer Academy	70.67
6	FASA	68.50
7	City Islanders Academy	62.19
8	Parsippany SC	59.08
9	No. Virginia Royals/Majestics	55.43
10	Toronto Lynx Jrs.	52.51
11	Alliance Academy	47.74



ABOUT THE 520 FIRST 11 CLUB RANKINGS

The Super-20 League First 11 and Second 11 club rankings for the 2012 season recognized the league's top clubs on a competitive and administrative basis. Triangle FC was named the top overall club of 2012, following a season where its women's team advanced to the Super-20 League North American Finals.

The Triangle FC Super-20 women finished the regular season with a 9-0-1 record scoring 30 goals while only allowing five during their march to the North American Finals where they finished with a 1-1-1 record. The Triangle FC men narrowly missed out on a North American Finals berth after an 8-2-0 regular season in the South Atlantic Division.

For the second consecutive year the Crew Juniors took the top spot in the Men's First 11 after an impressive run during the season finishing with a 7-0-0 record allowing a mere three goals in the process. The Crew Juniors continued the run through the North American Finals before falling in the championship game.

Force Football Club Academy finished atop the Women's First 11 after a superb 2012 season. Force FC had a perfect regular season (6-0-0) outscoring opponents 36-1 during the campaign. The success earned them a trip to the 2012 Super-20 League North American Finals where they finished with a 1-0-2 record.

MEN'S – FIRST 11

Rank	Club	Score
1	Crew Juniors	100.50
2	Tampa Bay United	94.00
3	Reading United AC	89.22
4	Westchester Flames	87.17
5	Knoxville Soccer Academy	87.00
5	Ottawa Fury	87.00
7	Triangle FC	85.50
8	Ironbound SC	85.04
9	Western Mass Pioneers	84.44
10	Texas Football Club	81.08
11	Alamo SC San Antonio	80.56

WOMEN'S – FIRST 11

Rank	Club	Score
1	Force Football Club Academy	100.00
2	Triangle FC	96.33
3	Ottawa Fury	88.04
4	Reading United AC	84.33
5	Real Colorado	83.67
6	DC United Women	82.00
7	TSF Academy	74.33
8	Colorado Rapids U20	71.17
9	City Islanders Academy	69.00
10	NC Fusion	68.67
11	New York Elite FC	63.70



THE SUPER Y-LEAGUE ODP PHILOSOPHY

To identify players for U.S. National Team Programs, within their natural environment during competition on their club team during the Super Y-League season.

PURPOSE

The Super Y-League ODP system was started in 2003 to recognize a pool of players in each age group for identification to U.S. National Team Programs; and to utilize the clubs system in the United States to identify players.

HOW DO I PARTICIPATE?

Contact a local Super Y-League club in order to become a part of the Super Y-League ODP system. Players will be scouted during league play by the national scouting system of the Super Y-League, which is comprised of all of the coaches within the clubs of the league.

PROGRAM DESCRIPTION HISTORY

In 2002, the Super Y-League, through US Soccer and the United States Olympic Committee, was granted ODP programs to identify players for U.S. National Team Programs. The first selection process began during the 2003 season to identify players for Regional Team selection events, where U.S. National Staff Coaches scouted players for National Team Programs. In addition to many players being identified for U.S. National Team Programs, top players are identified by leading college and university soccer programs throughout the United States.

RECENT PROGRAM ENHANCEMENTS

- World-class facilities - Train at IMG Academy on the same fields as MLS players, U.S. National Team players, and other top players from around the world at IMG Academies in Bradenton, Florida
- USL National Technical Director Peter Mellor to oversee ODP sessions (former English player with Burnley, Fulham, longtime U.S. Soccer Staff Coach)
- Holistic program featuring mental and physical conditioning

- Nutrition session
- Movement session
- Playing analysis

THE SUPER Y-LEAGUE ODP SELECTION PROCESS

During the regular season players are evaluated during their games by the opposing team coaches for tactical, physical and psychological characteristics that will determine their ability to attend the ODP National Camp typically held in February and March. Through the scouting system, the combined nominations will be used, along with proportional allocation in conjunction with Director of Coaching recommendations, to determine invitations to the ODP camps. The overall number of games and teams will also be factored into this process.

WHAT ARE SYL ODP NATIONAL CAMPS?

The top players chosen by the scouting system in each age group per geographic division of the Super Y-League will attend the ODP National Camp. These camps are attended by U.S. National Staff Coaches to identify players for U.S. National Team programs, as well as many of the nation's top collegiate coaches. The camps are held at IMG Academy in Bradenton, Florida during February and March.

WHAT ARE THE BENEFITS OF THE SYL ODP SYSTEM?

- The selection of players within their natural environment on their club teams within league play, as opposed to an open-tryout system. Many players do not participate in the open-tryout ODP system operated by state associations, and other players do not perform well in the open tryout process.
- Exposure to the U.S. National Staff and Team Coaches
- Exposure to professional and collegiate scouts
- There is no cost to be scouted or to try out. The scouting system is built into league play and contains no additional ODP fees. Only those selected to attend ODP camps will incur camp fees.



SYL FINALS

12 CHAMPIONS CROWNED AT SYL FINALS

U12 BOYS

TB United wins title on Soto's last-gasp winner
Alpharetta United and Tampa Bay United battled scoreless for 79 minutes. Juan Soto didn't want to go to penalty kicks. The forward's goal in the last minute of play was just enough to separate the two sides and earn Tampa Bay United the 2012 Super Y-League North American Finals championship.

Alpharetta and Tampa Bay United combined for six goals in their semifinal victories but there would be no such goal scoring on this day with neither side creating a scoring opportunity in regulation.

Tampa Bay United looked to play through Nicholas Berzansky in midfield, who controlled play well feeding his teammates around the pitch. Late in the second half Berzansky floated in a free kick but Niko Tzevelekos came off his line to grab the ball out of the air.

After 60 minutes of play the game was sent to overtime. Alpharetta's Chad Letts had the best chance of the game to push his team in front. Making a run into the box toward Ben Ayers' goal Letts was bumped off the ball and could only poke his shot wide of the post.

Moments later Kaleb Hussain and Soto combined at the opposite end but again Tzevelekos was forced off his line to make the save.

The game looked poised for penalty kicks when Soto gathered the ball on the right side of the field. Near the top of the box Soto skipped across the field beating three defenders before unleashing a left-footed shot across Tzevelekos into the bottom right corner.

"He's a very opportunistic individual," said Tampa Bay United head coach Maurice Loregnard. "Fantastic effort and he deserves the accolates."



IMG ACADEMY
BRADENTON, FL

In such an evenly matched game Soto took his one opportunity and that was all Tampa Bay United needed en route to an unbeaten run in the tournament going 5-0-0 during the five day stretch.

"Five games, five excellent efforts from the guys," continued Loregnard. "Every single day they found a way to get a result. They definitely have character. You can't teach that. These guys have a passion for the game. It's great for the future."

U12 GIRLS

FC America claims U12 title

Shayla Smart's two first half goals were all FC America needed in cruising to a 2-0 victory against the Kalamazoo Kingdom to win the 2012 Super Y-League North American Finals championship at IMG Academy.

Teams often play conservatively while shaking off nervous jitters in championship games. FC America and the Kalamazoo Kingdom had no such agenda. Both squads came out flying forward with several chances at both ends.

"I was a little worried that the nerves would get to us," FC America head coach Scott Brody said. "These are very big games. And it's big games right in a row. We are an attacking team. We want





SYL FINALS

to play that way. We want to go forward and try and make things happen.”

Kalamazoo had a chance to jump out in front as Samantha Williams found Sophia Terzes whose deft flick rolled just to the left of Julia Curatolo's post. Kalamazoo built momentum with Terzes and Riley Tanner combining well on several occasions.

It was, however, FC America that would strike first. Curatolo sent the ball down field from her own box. The high, bounding ball created problems for the Kingdom defense and when Megan Przybysz was unable to clear, Smart pounced. Lauren Kozal came out but Smart got a foot to the ball first and poked into the net for a 1-0 lead.

The goal lifted FC America as they pushed forward looking to extend the lead. Nine minutes later, Smart had her second and FC America had one foot in the door. The quick, skilled striker weaved through three defenders in tight space to the touchline. Her flash across frame deflected off a defender into the net past a helpless Kozal.

Trailing 2-0 Kalamazoo tried desperately to take a hold of the game and climb back in but it just wasn't to be. FC America's defense held firm throughout the day limiting any serious chances for the Kingdom. As it was, the day belonged to Smart and Co. as the Orlando-based club earned a happy drive home to central Florida.

“The girls were amazing,” said Brody. From the moment the whistle blew their heart and their passion was tremendous. I'm lucky to have this bunch.”

Both teams entered the game unbeaten going 3-0 in group play advancing through the semifinals with one-goal victories.

U13 BOYS **Long Island claims U13 title**

The Long Island Rough Riders scored three first-half goals against Match Fit Chelsea in the U13



boys championship game and captured the 2012 Super Y-League North American Finals title with a 3-0 victory at IMG Academy.

Long Island looked poised from the first whistle and raced forward calling Charlie Vanorden into action on multiple occasions. Ryan Innes got the breakthrough the Rough Riders were looking for. Matthew Sloan fed the striker who put his side up 1-0 less than a quarter of the way through.

Sloan was at it again in the 19th minute this time feeding Anthony Pinto who doubled the Rough Riders' advantage. Match Fit looked for Miles Franklyn up top to get things going but couldn't break down the composed Long Island defense. The halftime whistle couldn't come soon enough for Match Fit looking to break the momentum that the Rough Riders built with the two early goals. It just wasn't to be, however.

“We said at the beginning that both teams would be nervous, understandably so,” stated Rough Riders head coach David Stapleton after the match. “It's a big game, big stage. The goals definitely settled us and I think in key times allowed us to try and relax a bit to stay in the game.”

Storm Strongin put the game on ice with a fine effort after Nicholas Scibetta played him in. Holding a 3-0 advantage with just 35 minutes to play Long Island could taste victory.

Match Fit pressed forward desperately trying to pull one back but Alex Stein was never seriously tested in goal throughout the contest. Long Island continued their superb play in the second half finishing out the game to claim the championship.

“End product of a lot of hard work,” Stapleton continued. “We counted down the number of teams and there were 50 at the start of the year. Sixteen got to the finals, four to the semis, two to the finals. We want to be the one in the end and thankfully we were.”

Both teams entered Tuesday's contest having won their semifinal matches after going to extra time. The Rough Riders finished the five day stretch posting a 4-1-0 record while Match Fit went 3-2-0 during the tournament.

U13 GIRLS **Long Island Sweeps U13**

The Rough Riders boys were not the Long Island team to claim a trophy at the 2012 Super Y-League North American Finals at IMG Academy. The U13 girls defeated the Virginia Alliance 1-0 in one of the only championship games to not need extra time.

Both teams finished their semifinal matches earlier in the morning due to Monday's lightning delay that



SYL FINALS



caused an evacuation at the fields in Bradenton. Long Island defeated the Cleveland Internationals 2-1 and Virginia beat Alliance Academy 1-0.

The finalists started slowly because of the short break, but the Rough Riders got an important goal in the first half.

“It was tough, playing two games in one day,” Long Island coach Paul Roderick said. “You could see that it took its toll. We weren’t as sharp as we normally are; it’s the same for them, obviously. But I thought getting an early goal allowed us to sit back a little more than we normally would.”

After playing five games in as many days, during which time the Rough Riders allowed just one goal – in the semifinal against Cleveland – and won all five games, Roderick could only praise his team.

“It’s great to come away and win the whole thing,” Roderick continued. “It’s a testament to the strength of our squad. You need 18 strong to compete and do well at a tournament like this.”

Long Island’s Sabrina Cristodero was a rock at the back in her team’s most important game. She closed down spaces and did not allow Virginia Alliance players to win headers that could have created scoring opportunities.

The Rough Riders, as an organization, fared well at the Finals.

“From a club perspective, it’s excellent,” Roderick said. “We came down with five teams and four made the semifinals.

“The facilities are fantastic [at IMG Academy]. The players had a great time. They loved it.”

Virginia Alliance had a strong tournament, as well, going 2-0-1 in the group stage before losing the championship game. The South Atlantic Division-winners will hope to avenge the loss at next year’s Finals.

U14 BOYS

Ironbound comes back to defeat Ottawa

Ironbound SC overcame a 1-0 deficit in regulation and a seven-round penalty shootout to become champion at the 2012 Super Y-League North American Finals at IMG Academy by a score of 5-4.

“It was a very close game,” Ironbound head coach Manuel Antunes said. “That’s a beautiful team there.”

With less than an hour between their semifinal matchups and the championship game, both teams knew they needed to get a lead early before fatigue settled. Ottawa beat the Cleveland Internationals 7-6 after penalties and Ironbound downed the Long Island Rough Riders 3-1.

Ottawa opened the scoring through Zachary El Shafei, his third of the day, about midway through the first half. Jack Wadden beat a defender along the left side of the field and gave El Shafei the only chance he needed.

Ironbound defender Dave Herrera rocketed a 25-yard strike into the corner of the Ottawa goal with minutes remaining in the half, evening the score.

Ottawa had one last chance in the final minute of regulation on a set piece, but could not finish the opportunity.

“We were unlucky not to score [again],” Fury head coach Jimmy Zito said. “And penalties are anybody’s game.”

It took seven rounds and nine goals, but Ironbound took the opening with the last kick and sealed the victory.

“This one’s going to sting for a little bit,” Zito continued. “But I plan on taking us back next year and see if we can win a Super Y-League championship for the Ottawa Fury on the boys side.”





SYL FINALS



U14 GIRLS

Cleveland wins title in penalty shootout

Mequon United could not reproduce the shootout magic that got them through the semifinals in the championship match against the Cleveland Internationals in a 5-3 loss at the 2012 Super Y-League North American Finals at IMG Academy.

The two Midwest Division rivals traded chances in the second minute of the final. Cleveland's Grace Bahr got to a ball that beat a Mequon defender, faked a shot at the top of the box, and sent a shot into the awaiting grasp of Kelli Ausman.

Mequon's Courtney Wiencek then gained possession at midfield from Ausman's punt and raced through five Cleveland defenders. She made it to the penalty area before her shot was saved by Gabrielle Kouzelos, who mishandled it. Wiencek got to the ball and ran around Kouzelos but slipped before she could attempt to score.

Bahr had another chance in the opening minute of the second half when she went around Ausman, but was beat to the ball by the Mequon defender, whom she fouled.

Wiencek combined with Jieun Heo to set up Gaby Zabala with a shot that missed wide a few minutes later.

Cleveland had a three-on-one opportunity in the 50th minute, but the final pass was played offside, though Cassandra Field did put the ball in the back of the net.

Isabelle Thomsen's corner kick in the 52nd minute produced the game's opening goal. Kouzelos misjudged the ball and Wiencek capitalized, giving Mequon the lead.

Cleveland pushed players forward for the remainder of the game, but it was Bahr's solo work

in the last minute that proved vital. With the ball in the box, Bahr was pushed by a defender and still managed to get a shot off, which beat a diving Ausman into the corner of the goal.

The celebrations were short-lived, however, as the Internationals realized that the game was going to extra time. The teams could not be separated after two 10-minute halves, so the championship match went to penalty kicks.

Mequon's first shot by Thomsen hit the crossbar, giving Cleveland an early advantage after Bahr's opening kick. In the fourth round, with Mequon down 4-2 and needing a goal to advance to a fifth round, the team's only goal scorer, Wiencek, shot high and Cleveland took the win.

"It's two very good teams and both battled to the bitter end," Cleveland head coach Keri Sarver said of the Division rivals. The teams traded wins during the regular season. "There really are no losers in this game, both teams deserve to be in the final, and both teams played a good, hard-fought game.

"Our club has been here from the beginning and we're always looking for the best competition we can find, especially in world-class events like [the Super Y-League North American Finals]."

Mequon's first loss of the tournament came in a penalty shootout, but it did not make it any easier to take.

"It's hard to lose the way we lost," Mequon assistant coach Lito Zabala said, "especially with 20 seconds to go and being 1-0 up. But being here is great and I think the girls learned something, which is great."

U15 BOYS

Bramble's Winner Gives VSI Back-To-Back Titles

Robert Bramble scored the winning goal as





SYL FINALS

VSI West Florida took a second consecutive championship at the 2012 Super Y-League North American Finals at IMG Academy with a 2-1 victory against the Maryland Rush in the Boys U15 Championship Game. Bramble scored in the final minute of the first half of extra time, allowing his side to claim victory.

"It means everything to me," Bramble said. "To repeat everything is great, it's an amazing feeling."

Bramble had played an integral role as VSI took the lead in the first half. Moments after Jacob van der Luit had hit the right post with a good shot from 20 yards, Bramble worked a good give-and-go with Patrick Feehan, who burst into the right side of the penalty area and finished well into the left corner in the 16th minute.

Maryland almost got back on even terms immediately, Donald Benanma shooting wide of the right post from close range, but VSI was firmly on top before the break, with its midfielders in particular winning possession well and giving the Rush problems when they did.

The momentum in the game switched sides after the halftime break as the Rush came out with more purpose and started winning more possession. Their efforts were rewarded 10 minutes after the break after a fine piece of work by Kelly Marah, who collected a pass from Benanma before flicking the ball over his defender's head and volleying into the roof of the net.

Things looked up even further for Maryland eight minutes later when Feehan was sent off for VSI after a late challenge near the halfway line. The Rush tried to take advantage with VSI down to 10 men, and Sean Caulfield saved well from Benanma in the 64th minute to keep the game even before Marah couldn't quite get on the end of a cross with two minutes to go.

The game then went to extra time, where despite being down a man VSI appeared the more dangerous side. The game-winner came in the 90th minute as Jacob Goodall found Bramble moving into the penalty area, and his low shot found the right side of the net. The Rush had one

big chance to tie the game in the second half of extra time, but Marah's shot went wide of the right post, and VSI was able to do enough to hold on.

U15 GIRLS

Fire Get Best of Mariners in Rematch

The Atlanta Fire overpowered the Seacoast United Mariners in the U15 Girls final, winning 4-1 on the strength of two goals and an assist from Tiffany Raygor.

After playing Seacoast to a 1-1 draw in group play, the Fire controlled the tempo throughout and never left the outcome in doubt.

After watching several chances go just wide early, Quiara Gebauer opened the scoring in the 34th minute when she redirected a cross from Raygor out of the air and past the Seacoast keeper. Raygor made it 2-0 three minutes later when she got a head on a service from Kaitlin Mayer.

Seacoast nearly pulled one back just before the half, but a shot into a crowd off a corner kick was cleared by the Atlanta defense.

After the break Atlanta forward Caitlin Ray got free in the 54th minute and was taken down in the box, resulting in a penalty kick that Amanda Delgado slotted home. The Mariners pulled one back in the 60th minute on a penalty of their own, coolly finished by Liz Lane.

Raygor finished the scoring with her second in the 67th minute, securing the title for the fire.

"I'm really proud of how we played," Fire Coach Nathan Borrer said. "They fought hard this weekend. Definitely with five games it's hard to stay prepared mentally and physically, so I'm very pleased with the performance."

U16 BOYS

Edwards' Double Gives SSA the Title

The Southern Soccer Academy's Tyler Edwards scored a pair of second-half goals to lead his side to a 2-0 victory against TSF Academy in the Boys U16 Championship Game at the Super Y-League North American Finals at IMG Academy.





SYL FINALS

After a scoreless opening half, Edwards was able to open the scoring midway through the second as he latched onto a through-ball and finished well. Edwards added a second with 15 minutes to go, finishing well after again being played through the TSF defense.

"I try to slot in on every ball so I can get in and get an easy finish in," Edwards said. "It means a lot, I mean, it's a national championship, and nationals always mean big names, so we wanted to come in and play as hard as we can, and we ended up winning it."

Edwards proved a strong threat throughout the contest for SSA, which bounced back from a disappointing defeat in its final group stage game against Princeton Soccer Academy to defeat Force Football Club in the semifinals. Coach Bill Rucker said he was pleased with the way his side has responded after its defeat on Sunday.

"It's big for us, it was a great win," Rucker said. "To come back from a loss like that, transition that into getting some wins, yesterday was a great win, it was a good team yesterday, the Michigan team, and these guys were definitely a quality team."

TSF coach Dan Christian said that Edwards' finishing was a key to the game, with his side unable to take advantage of the chances it created. Overall, however, he was pleased with the way his side had grown throughout the season, and finishing with a chance to win a title.

"It's been a huge experience for this group," Christian said. "It's relatively a new team to the Super Y-League, so for them to get to this stage and not only compete at this level but excel at this level, it's huge for the player's confidence. They had a great run at it, and we were just a little bit unlucky."

U16 GIRLS

Triangle FC Cruises to SYL Crown

Triangle FC used goals from Grace Nipp, Caroline Houser and Frances Reuland to run past the New York Magic 3-1 and capture the U16 title at the 2012 Super Y-League North American Finals.

With five games in five days for both teams, the grind seemed to get to the Magic and tired legs were apparent, while Triangle FC used a superior work rate to break open the game.

"We came out with some energy, we did a couple of stretches in the pool yesterday and the past couple of days and every time we've done it the next day we've just been refreshed like crazy," Triangle FC Coach Tom Misuraca said. "I'm very proud of them, they worked hard. They wanted it and they worked hard."

Misuraca said his team's busy recent schedule played a factor in its fitness level, preparing it for the five-day grind.

"We've been playing state cup so we've played a lot of games, three or four weekends, plus with the Region 3 play, so it's kind of set us up for this in a way. I'm just proud of the girls, they played so well."

Nipp didn't take long to open the scoring, accepting a pass from Allie Chason in the 9th minute and firing into the corner. The Magic responded on the counter-attack five minutes later, with Orla Martin sending a ball through the box at the far post that Shannon Blanch was able to tip in to even the score.

It appeared the teams would enter the break even, but Houser scored the crushing goal in the 38th minute to deflate the Magic. Reuland finished the scoring when she beat the Magic keeper to a feed from Abby Holt and tucked it in the corner to seal the title.

U17 BOYS

Caymaz Has Hat Trick As Parsippany Takes Title

Enver Caymaz scored a hat trick, including both goals in extra time, as Parsippany SC defeated Ironbound SC 4-2 to claim the Boys U17 Championship at the Super Y-League North American Finals at IMG Academy. Caymaz proved the difference between the Mid Atlantic Division rivals, who fought a dramatic contest to conclude the event.





SYL FINALS

Parsippany appeared on its way to victory in regulation when Matt Villano converted a penalty kick in the 64th minute after a handball in the penalty area, and after Ironbound was reduced to 10 men in the final five minutes, Caymaz had a chance from a tight angle on the left to add a third and put the game away in the 89th minute.

Ironbound proved resilient, however, and was able to send the game to extra time with a goal in the final minute of regulation as Dylan Santos rose and headed home a free kick by Jason da Silva. But within three minutes of the first half of extra time, Caymaz had restored his side's lead as he finished off an opportunity created by Jae Wong.

Caymaz then completed his hat trick in the 101st minute, taking the opening kickoff of the second half upfield and slotting home a fine finish from the left side of the penalty area into the opposite side-netting. From there, Ironbound couldn't find a way back, giving Parsippany its first Super Y-League championship.

"It feels just great, I can't explain my feelings," Caymaz said. "Two years ago, we were at the bottom of the Super Y, but right now we've won the championship. It feels great."

Caymaz had opened the scoring in the 24th minute, but Ironbound got back on even terms four minutes before the halftime break when Charles O'Connell rose to head home at the far post after a good cross by Phil Costa from the left. O'Connell went close again in the 62nd minute, his diving header coming back off the right post, but Parsippany quickly went up the other end of the field and earned the penalty that Villano would convert for a 2-1 lead.

Ironbound had edged out Parsippany for the Mid Atlantic Division during the regular season, with the two teams playing to a 1-1 draw in the summer. Parsippany coach Stan Lembryk was delighted with his side's progression in the past three seasons.

"It's incredible," Lembryk said. "It's a first on the boy's side for our club, and it's something we've been talking about for almost the last three years with this team. When we got together, we were almost in last place in our division, so in three years we've gone from worst to first, sort of speaking, and I don't think it's really sunk in yet."

"I'm just so happy for them, because only the team knows where it started from, and where it finished up, and what we had to do to get there. It's been an incredible year for us, we're thankful for the league putting on such a great environment in a great venue here. Words don't describe the feelings the boys have, and they're great."

U17 GIRLS

VSI Flames Charge to the Title

The VSI West Florida Flames came into the final day of play in the U17 Girls Super Group needing help to take home the championship. At 3-1-0 the Flames needed to take care of business against the Northern Virginia Majestics while crossing their fingers that Force FC would knock off the group-leading Kalamazoo Kingdom.

Everything went as hoped for VSI, which defeated Northern Virginia 4-1 while Force FC handed Kalamazoo its first loss, 2-0. Force finished second in the group at 4-1-0, losing the tiebreaker after falling 2-1 against VSI on the opening day.

"It was really good competition for us, a good weekend," VSI Coach Diego Viera said. "Unfortunately we lost a game, but that happens. The good thing about soccer is you have another game the next day, and that's the most important one."

The Flames fought back after falling behind early thanks to a goal by Northern Virginia's Meghan Cox in the 17th minute. VSI responded before halftime on a goal by Talia Falco to enter the break even. A Lauren Greene shot in the 64th minute deflected off a defender and in the net to make it 2-1, and Jessie Scarpa extended the lead in the 70th minute.

Danielle Eule finished the scoring in the 76th minute to produce the final margin.

In Force FC's contest against the Kingdom, the teams entered the halftime break scoreless with Force's Jennifer Goethals coming closest in the 5th minute, firing off the Kalamazoo crossbar. Force FC finally broke through in the 58th minute of the all-Michigan battle, with Sophia Farah sliding to tip a Shelby Watts feed past the charging Kalamazoo keeper.

The Kingdom had a great chance to tie in the 80th minute when Courtney Congdon's volley went just over the bar, and Goethals made it 2-0 three minutes from time when she volleyed home a cross from Madeleine Chilcote.





S20 FINALS



BRADENTON, FL

CORTEZ, MEDINA LEAD FIRE TO VICTORY

The Chicago Fire had relied on the creativity of Luis Medina and Felipe Cortez throughout the Super-20 League North American Finals. In the championship, both found the back of the net, Cortez scoring the game-winner as they took a 3-1 victory against the Columbus Crew at IMG Soccer Academy to claim the championship.

"It means a great deal for the club," Fire coach Steve Morris said. "It's a very proud club, and we have a lot of tradition and honor, and we want to be among the championships at every level, and for us at 20s to come through and help out, it was a privilege for us to bring a trophy back to Toyota Park."

The Fire got on top early as the Crew found it difficult to connected their passes in the early going, and in the ninth minute Medina gave his side the lead as he was able to squeeze a finish past Jeff Gal in the Crew goal, the ball trickling over the goal line.

The goal appeared to bring greater focus to the Crew, who had not trailed at all this season prior to Sunday. Rylee Woods in particular did well getting down the left side of the field, but it was the introduction of Matt Walker that would make a big difference as the forward tied the game four minutes before the break. Making a good turn 35 yards from goal, Walker slipped the ball around a sliding defender and broke in on goal, driving his finish into the left corner of the net.

"I thought the boys responded well," Crew coach Ian Gordona said. "I thought the momentum picked up. I thought we would get one a little bit sooner than we did, but the equalizer was good, and I thought the pressure overall after going down was great. I thought they did well considering it wasn't a situation they had been in."

The Crew came out with greater urgency to start the second half, with Walker and Bryce Rockwell combining well up front as the Fire began the second half on the front foot. Eventually, though, Arturo Garza and Luis Barajas allowed the Fire to regain control in the midfield. At the midway point of the second half, Chicago would regain the lead after being awarded a penalty just outside the penalty area to the right of the arc, and Cortez

sent his curling shot into the top-left corner of the net, appearing to catch Gal off balance.

"I had really good confidence in myself, when I saw there was a free kick on top of the box, I raised my hand for Coach Steve to allow me [to take it]," Cortez said. "I went up there and shot it with really great confidence, and gladly it went in."

"I looked down the bench and I actually said to my assistant coach Chris Brisson, 'this is his moment, this is one he's probably going to put away,'" Morris said. "It couldn't have fallen for a better guy."

Cortez was selected as the Tournament's MVP after the game, and being able share the experience with his cousin Medina, who he grew up playing with in the Chicago area, and their teammates was a special moment.

"We've been playing together since we were little kids, and we have a really good chemistry," Cortez said of his relationship with Medina. "As an organization, we're really happy with where we've gone with it, and the opportunities we have with the Fire, it's really great. Being from Chicago, we're really happy with that."

Columbus was then forced to chase the game, and Woods had a well-struck effort saved by Chicago goalkeeper Sam Euler. As the Crew pushed forward, however, gaps started to open up for the Fire at the other end, and in the 84th minute Mark Prince was able to cap the victory as he finished off a good move that also included Medina and Barajas, shooting high into the right corner off the net to seal victory.

Changing their philosophy from previous seasons, the Fire are now using solely the club's academy players in both their Super-20 and PDL teams, and Morris said he believed their victory on Sunday was a validation that the club was making the right moves in its player development program.

"I think there's proof in the pudding that we're on the right track with our philosophies and with our mindset that we have enough quality players within that we can continue to expose them to the next level as we continue to develop and grow their pathway," Morris said. "We have plenty of players, we have plenty of good players that weren't even able to make the trip that have been



S20 FINALS

part of both the PDL and 20s this summer. We've gone home-grown for a reason, because we've got quality there."



RAPIDS TAKE WOMEN'S S20 TITLE

The Colorado Rapids advanced from Group A by scoring three goals per game, but managed to win the 2012 Super-20 League North American Finals championship with a 1-0 win against D.C. United Women at IMG Academy.

The Rocky Mountain Division club kept its second clean sheet of the tournament in defeating D.C. United, thanks in part to strong performances by tournament Most Valuable Player Karisa Price and Safe Hands Award-winner Hannah Clark, the top goalkeeper.

The early morning start did not seem to faze either side. The Rapids were on the front foot early on and D.C. United held well. In only the first minute, Price earned a corner. She then attempted a bicycle kick when the service came her way, but misfired and D.C. cleared.

United did not have many chances in the opening 20 minutes. Price drew a foul not far from the area in the 13th minute and was one of three players to be denied on a rebound by the D.C. United goalkeeper after she fumbled the attempted free kick.

Price was willing to shoot from just about anywhere, it seemed, and for good reason. Her four goals going into Sunday's game were tied for the tournament lead along with D.C. United's Stephanie Hamilton. Price's shot from distance in the 17th minute went just wide of the post, giving the 'keeper something to think about.

Price's next effort came in the 25th minute. She received a pass out wide on the right side of the field and cut inside to unleash a fierce shot that missed the top of the crossbar by less than a foot.

In the 26th minute, Price and Anna Evans combined in the DC box with a neat passing play and Evans found the time to put a shot on net. Despite the United goalkeeper getting a hand to it, the effort reached the back of the net and the Rapids had the desired lead.

It did not take long for the Mid Atlantic Division club to get their next opportunity. Jenna Shaddock sent a cross into the box after the restart that was bungled into the Colorado goalkeeper by her own defender. It was eventually cleared. Evans had a chance much like the one that led to her goal to extend her team's lead, but her shot from the top of the box missed the net.

The Rapids could not sit on their lead against a team that advanced out of Group B with all nine points from three games. Price pounced on a loose, bouncing ball 35 yards from goal and struck a menacing volley that dipped and was earmarked for the back of the net before the United goalkeeper jumped to push it over the crossbar.

DC United had the last opportunity of the half from a corner, but Colorado dealt with it and took the 1-0 lead into the locker room.

Lindsey Lane, wearing the number 10 shirt for DC United, attempted to get her side back into the contest in the 53rd minute with a shot from outside the box that narrowly missed the net. In the 58th minute, United defender Mónica Mendes stood over a free kick and assessed her options. Instead of playing a ball into the box for one of her teammates, she took the opportunity to shoot. Unfortunately, her shot was not on goal, but it did graze the top of the net.

The Finals MVP was everywhere on Sunday, much like her performances in group play. Price ran down every loose ball in the attacking third and used her skill to keep possession when closed down by multiple opponents. In one instance, she flicked the ball over her head and ran around her defender at midfield. The play did not lead to a scoring opportunity, but it showed the little things that she could do on the field.

"I've been watching her all week," USL National Technical Director Peter Mellor said. "I expected her to fall over when the whistle blew at the end of the game, but here she is dancing around."

DC United failed to create any concrete openings in the final quarter of an hour, and the Rapids held on for the win and the championship.

"We've got a lot of character and spirit and never quit," Colorado Rapids Coach Daniel Clitnovici said of his team after the game. "We knew it wasn't going to be an easy game. They're a tough team with a big club and you're always going to expect quality.

"[Karisa Price is] a fantastic player. She's got a lot of heart and she's exactly the type of player that's going to be successful."

After the game, both teams were awarded their medals and the Rapids were given their championship trophy. Price and Clark were given their respective awards, as well, and D.C.'s Hamilton was awarded the Golden Boot Award as top scorer in the Finals. Her hat trick and one assist against TSF Academy on Saturday brought her total to four goals and two assists.



ALL-TIME USL YOUTH CHAMPIONS

2012 Champions

U20
U17
U16
U15
U14
U13
U12

Boys

Chicago Fire
Parsippany SC
Southern Soccer Academy
VSI West Florida Flames
Ironbound SC
Long Island Rough Riders
Tampa Bay United

Girls

Colorado Rapids
VSI West Florida Flames
Triangle FC
Atlanta Fire United
Cleveland Internationals
Long Island Rough Riders
FC America

2011 Champions

U20
U17
U16
U15
U14
U13
U12

Columbus Crew Juniors
Ironbound SC
TSF Academy
Princeton Soccer
Brandon Flames
Brandon Flames
Cleveland Internationals

Triangle FC
MPS Renegades
Seacoast United
Seacoast United
Kalamazoo Kingdom
Atlanta Fire
Long Island Rough Riders

2010 Champions

U20
U17
U16
U15
U14
U13

Columbus Crew Juniors
TSF Academy
Ironbound SC
Coquitlam Metro-Ford SC
Chicago Magic
Chicago Magic

Princeton Soccer
Ottawa Fury
Washington Freedom
Washington Freedom
Northern Virginia Majestics
Kings Soccer Academy

2009 Champions

U20
U17
U16
U15
U14
U13

New York Red Bulls
Schulz Academy
Coastal WFC
RSL Florida
Schulz Academy
West Pines United

Triangle FC
Cleveland Internationals
Coastal WFC
Quickstrike
Seacoast United
Northern Virginia Majestics

2008 Champions

U20
U17
U16
U15
U14
U13

Chicago Fire
TSF Academy
Mountain WFC
West Coast FC
Cal Odyssey
Diablo SC

Triangle FC
MPS Cape Cod
Chicago Magic
Arsenal FC
Atlanta Silverbacks
CASL

2007 Champions

U20
U17
U16
U15
U14
U13

PDA
Chicago Magic
Los Angeles Football Club
Arsenal FC
Arsenal FC
Weston SC

Parsippany SC
Ohio Elite Soccer Academy
Cleveland Internationals
Cleveland Internationals
Santa Clarita United
Cleveland Internationals

2006 Champions

U20
U17
U16
U15
U14
U13

West Kendall
HC United
Schulz Academy
Chicago Magic
Chicago Magic
Cal Odyssey

Washington Freedom
West Coast FC
Chicago Magic
Real Southern California
Washington Crossfire
Arsenal FC

2005 Champions

U19
U18
U17
U16
U15
U14
U13

HC United
MPS Boston Bulldogs
Storm Academy
MetroStars
Schulz Academy
De Anza SC
Michigan Wolves

Northern Virginia Majestics
Black Watch SC
Match Fit Academy
Parsippany SC
Chicago Magic
Match Fit Academy
Cleveland Internationals

2004 Champions

U19
U17
U16
U15
U14

Ruckus SC
Chicago Magic
Chicago Magic
Charlotte SC
Schulz Academy

Cape Cod Lady Crusaders
Boston Renegades
Mustang SC
Seacoast United
Cleveland Internationals

2003 Champions

U19
U17
U16
U15
U14

Cleveland Force Jrs
West Kendall
Santa Rosa United
Chicago Magic
Chicago Magic

Intense Soccer Academy
Cape Cod Lady Crusaders
Parsippany SC
Mustang SC

2002 Champions

U17
U16
U15
U14

CASL
New York Freedoms
Fremont SC
CASL

PDA

2001 Champions

U18
U16
U14

Boston Bulldogs
FC Delco
DC United

Northern Virginia Majestics

2000 Champions

U16
U15
U14

Super Nova & SYCSO (weather)
West Kendall Optimist
CASL

1999 Champions

U15
U14

Central Jersey Riptide
Atlanta Fire





MAJOR BEACH SOCCER

ABOUT MBS

Created by USL Technical Director Peter Mellor, Major Beach Soccer joined the USL ranks in 2010. Having adorned the beaches of Florida for the past 23 years, beach soccer events feature small-sided games (5v5) on a smaller pitch. Major Beach Soccer provides social and promotional activities to players and fans of all ages during the multi-day events.

2013 MBS SCHEDULE

The 2013 Major Beach Soccer season features three tournaments throughout the state of Florida.

- Daytona Beach, June 14-16
- Clearwater Beach, July 12-14
- Ft. Myers Beach, July 27-28

Major Beach Soccer is in its 23rd year of bringing the top beach soccer tournament action to Florida's shores. Registration is open at www.majorbeachsoccer.com for this year's tournaments in Daytona Beach, Clearwater Beach and Fort Myers Beach, and the 2013 Major Beach Soccer National Championships will once again take place on Clearwater Beach in December.



The 2012 Major Beach Soccer season continued to set the standard for beach soccer in North America with an expanded version of the Major Beach Soccer National Championship. The 2012 championship weekend saw more than 40 teams compete on Clearwater Beach, with seven teams taking home championships.



Major Beach Soccer events feature teams competing in 30-minute games with prizes for champions and runners-up in all age groups. Flicks and acrobatic bicycle kicks are the norm in beach soccer, where the fields and goals are small but the action is nonstop. FIFA officially recognized beach soccer in 2005 by hosting the first FIFA Beach Soccer World Cup in Rio de Janeiro.



GENERAL INFORMATION



RULES

AFFILIATIONS

USL is directly affiliated with the United States Soccer Federation (USSF), United States Adult Soccer Association (USASA), the Canadian Soccer Association (CSA), the Antigua & Barbuda Football Association (ABFA) and the Bermudan Football Association (BFA).

ROSTERS

PDL and W-League rosters may consist of a maximum of 26 players, with 18 designated for each game. In the PDL, a maximum of eight (8) players may be over the age of 23. The PDL and W-League are permitted a maximum of eight (8) foreign players on rosters.

In USL PRO rosters also consist of 26 players with 18 designated for each game. In addition to the 26 players allowed on the master roster, a team may register as many as 5 academy players. Academy players do not count against the 26 players on the master roster and are allowed to participate in all competitions.

To be considered an academy player, all of the following must be in place: a) player is younger than 21 as of the official start date of the current season, b) player cannot compete (or have ever previously have competed) in any NCAA or NAIA university or college soccer program, and c) player has never been signed or registered as a professional soccer player as recognized by FIFA. The academy player must play for a club which conducts its activities within the team's franchise territory or play for a club which has a documented affiliation with the team. Additionally, teams with MLS affiliations may use the academy players of their MLS affiliate. Academy players do count against a team's maximum of seven foreign players.

ROSTER FREEZE

Each USL senior league has a Roster Freeze Date after which no team may register any new players. For 2013, those dates are:

W-League: July 10

PDL: July 17

USL PRO: July 30

TRANSFER WINDOWS

From the 2011 season and until further notice, FIFA will not register player transfers that take place outside of the following transfer windows:

- January 15 through April 15 (primary window)
- July 15 through August 14 (secondary window)

AMATEUR PLAYER DEFINITION

An amateur player is defined by the following: A player who does not receive payment for playing soccer and who has signed an amateur registration form with U.S. Soccer or Canadian Soccer Association. Amateur players may be reimbursed for certain expenses as allowed by USSF/CSA/NCAA rules.

POINT SYSTEM

The standard FIFA (3-1-0) system awards three points for a regulation or overtime victory. In the case of a tie, each team will be awarded one point.

GAME CLOCK

All games are comprised of 90 minutes (two 45-minute halves). No overtime is utilized.

LAWS OF THE GAME

USL adheres to all the Laws of the Game as dictated by FIFA, soccer's international governing body.

SUBSTITUTIONS

Five (5) substitutions are allowed per league game with no re-entry permitted in USL PRO. Six (6) will be allowed in the PDL and W-League with no re-entry.

STANDINGS TIEBREAKERS

The breaking of ties in the final league standings, playoffs and finals is accomplished by applying the following criteria, listed in order of importance:

The following two guidelines will be followed during the implementation of USL tiebreakers for all ties involving three or more teams:

- 1) The tiebreaker will determine the winner first.
- 2) The tiebreaker will continue to be followed in order to determine the ranking of the remaining teams without restarting from the beginning.
 - 1) Head-to-head record based on total points in league games
 - 2) Total wins in league games
 - 3) Goal difference in league games
 - 4) Goals scored in league games
 - 5) Total points within smallest grouping. If number of games is unequal, then point percentage will be used.



RULES

6) Ranking based on points earned against top four group finishers. This tiebreaker will not be used if four or fewer teams comprise the group. If number of games is unequal, then point percentage applies.

7) Point percentage outside/smallest division or conference in League games

8) Total points in all regular season and Open Cup Qualifying games combined. If number of games is unequal, then point percentage applies

9) FIFA Fair Play – Team with fewest disciplinary points in League games. (If number of games is unequal, points will be divided by games played to arrive at a common basis for comparison.)

10) Lottery conducted by USL at league office
Point Percentage: number of total points earned / maximum possible points (3 per game)

** Should more than two teams involved have played each other an UNEQUAL number of times, this tiebreaker will be skipped.*

**Group: term used to describe the primary unit in which a team competes (i.e. PDL – Southwest Division)*

**Point Percentage: number of total points earned / maximum possible points (3 per game)*

SCHEDULES

USL PRO: Teams will play 26 games in the 2013 season, including a pair of interleague games against MLS Reserve League teams.

PDL: Each team plays 14 games during the regular season.

W-League: Each team plays 10-12 games during the regular season.

PLAYOFFS

Each league in USL has its own distinct playoff system that will determine the league champion.

USL PRO: The 2013 USL PRO Playoffs will include the top eight finishers in the table, with the quarterfinals (No. 1 vs. No. 8, No. 2 vs. No. 7, etc.) set for the weekend of August 23-25. The semifinals featuring the four remaining teams will be played the following weekend, with the 2013 USL PRO Championship set for the weekend of September 6-8. All playoff

rounds feature a single-game knockout format and teams will not be re-seeded following each round.

PDL: The 2013 PDL postseason will see four berths from each conference. Due to the Eastern Conference having three divisions, a bye and play-in format will be used to determine the four conference representatives that will move on to the Conference Semifinals.

The 16 playoff teams will meet for Conference Semifinal tournaments and the four conference champions will advance to the PDL Championship weekend at a site to be determined.

W-League: The 2013 W-League season will see 10 teams advance to the postseason with one champion advancing from each conference to the 2013 W-League Championship presented by Nike. The three conference champions will meet July 26-28 in a 'final four' format championship, which will also include a yet-to-be-determined host team. The semifinals will be played on Friday, July 26 with the winners meeting for the 2013 W-League Championship on Sunday, July 28.

• **Central Conference Playoffs:** The top three seeds from the Central Conference will advance to the Central Conference Championship.

• **Eastern Conference Playoffs:** The top two seeds from each division advance to the Eastern Conference Championship.

• **Western Conference Playoffs:** The top two teams meet in a conference championship match.

SINGLE PLAYOFF MATCHES

During postseason play, single games tied after regulation will be followed by two 15-minute overtime periods played in their entirety. If still tied, FIFA kicks from the penalty mark are used to determine the winner.

To view rules and regulations for the USL Super-20 League and USL Super Y-League, visit USLsoccer.com



USL HALL OF FAME

TEN SELECTED FOR USL HALL OF FAME

THREE CLUBS ALSO HONORED

Ten men and women who have proven to be highly influential in North American soccer were chosen for induction into the USL Men's, Women's and MISL Hall of Fame wings in 2012. These individuals were recognized for helping to make USL and the MISL a success through the years because of their tremendous efforts and personal sacrifices made on behalf of the sport of soccer in North America. Additionally, three USL clubs were honored as 10+ Clubs after having completed 10 years in the PDL.

Honorees were chosen through a vote of current Hall of Fame members, USL teams and the USL Hall of Fame Committee.

2012 USL MEN'S HALL OF FAME INDUCTEES

Builder – Bill Rudisill, Wilmington Hammerheads

Rudisill oversaw some of the greatest successes in the Hammerheads' history as the club's owner, with Wilmington winning the USL Second Division championship in 2003, a year that also saw it reach the quarterfinals of the U.S. Open Cup. After the Hammerheads went on hiatus in 2010, he then returned to lead the club into USL PRO in 2011, which saw the Hammerheads average more than 4,000 fans a game, continuing his outstanding commitment to soccer in the Wilmington area. The success continued in 2012 as the Hammerheads reached the USL PRO Championship, falling against the Charleston Battery.



Coach – Laurie Calloway, Des Moines Menace, Syracuse Salty Dogs, Rochester Rhinos

Calloway, the all-time wins leader for the Des Moines Menace, found success as a manager in USL at both the professional and PDL levels. The PDL Coach of the Year in 2002 when he led the Menace to an undefeated regular season, Calloway won an APSL title with San Francisco Bay in 1991 and also took the USL First Division's Syracuse Salty Dogs and Rochester Rhinos to the verge of championships in his time in the professional ranks. He spent 1996-97 in MLS as coach of the San Jose Clash.



Player – Dustin Swinehart, Charlotte Eagles, Hampton Roads Mariners, Indiana Blast

One of the most enduring players in USL's professional divisions, Swinehart joined the Charlotte Eagles in 1998 after a season each with the Hampton Roads Mariners (1996) and the Indiana Blast (1997), and remained in Charlotte for 12 seasons, calling it quits in 2009. With the exception of two brief loans to the Richmond Kickers, Swinehart spent his entire professional career with the Eagles, tallying 125 career goals in 228 appearances. The Eagles reached the playoffs in all but one of Swinehart's seasons, capturing USL Second Division titles in 2000 and 2005 and reaching the final on four other occasions. Swinehart was named the MVP of the 2000 championship game, and in 2001, after the Eagles moved up to the USL First Division, he was named to the All-League First Team. He was named to the USL-2 All-League First Team in 2005, 2006 and 2008, and in 2008 he was also named the USL-2 MVP.





USL HALL OF FAME

2012 USL WOMEN'S HALL OF FAME INDUCTEES

Builder – John Pugh, Ottawa Fury

In July 2002, Pugh acquired the Ottawa Fury Soccer Club and transformed a single W-League franchise into a club that boasts W-League, PDL, Super Y-League and academy teams along with several grassroots programs. Since Pugh took over the Fury, the W-League team has captured nine consecutive division titles, five conference championships and has made seven Final Four appearances with four trips to the Championship Game. The club captured its first championship at home in 2012. Internationally, more than 50 Fury players have been capped by their respective countries. In 2010, the Fury U17 Girls captured the Super Y-League North American Championship, highlighting the success of the Club's Youth Academy which has seen more than 85 players earn NCAA scholarships. Pugh is currently a member of the USL W-League Executive Committee, the OSA Technical Committee and was a member of the Site Organizing Committee for the Ottawa portion of the 2007 FIFA U20 World Cup.



Coach – Nino DePasquali, New York Magic

The man behind the bench for all 16 of the Magic's W-League seasons, DePasquali has led the club to the conference quarterfinals in 2002 and 2003 and the final four in 1998, and 1999. The Magic were division champions in 1998. A native of Roma, Italy, his professional career spanned more than 15 years having played for Roma and Brescia in Italy, Cologne in Germany, San Gallo in Switzerland and Real Betis in Spain. In 2005, he was inducted into the Hall of Fame for the Eastern New York State Amateur Soccer Association.



Coach – Charlie Naimo, Pali Blues, Central Jersey, Jersey Sky Blue, New Brunswick, NJ Wildcats

Head coach of the Pali Blues, Naimo directed his squad to yet another title game in 2012, falling against Ottawa in the final. Naimo spearheaded the Blues to a cumulative 21-0-3 record in 2008 and 2009, capturing a pair of titles in the club's first two years without experiencing defeat. Naimo spent the 2007 season coaching Jersey Sky Blue of the W-League with the team finishing 12-2 in the regular season before falling to the Ottawa Fury in the conference semifinal. Naimo first put on the head coaching hat in 1998 with the New Jersey Splash, receiving W-League Coach of the Year accolades in 1999. After a stop with the New Brunswick Power, he took over a struggling New Jersey Wildcats club and orchestrated an entire reconstruction of the organization. In his three seasons with the team, Naimo compiled a 41-1 regular season record, leading the club to regular season titles in 2004 and 2006 while winning the W-League championship in 2005. In 2005 the Wildcats were named the USL Franchise of the Year, and Naimo won the W-League Coach of the Year award in 2006.



2012 MISL HALL OF FAME INDUCTEES

Builder - Earl Foreman

The driving force behind the creation of the MISL in 1977, Foreman served as the league's commissioner from 1978-85 and again from 1989-92. Along with Ed Tepper, Foreman introduced a league that featured six teams that played a 24-game schedule from December, 1978 to March of the following year. Under Foreman's leadership the MISL blossomed into a 14-team league averaging 9,000 a game with nationally televised games on ESPN and CBS.





USL HALL OF FAME

Coach - Ron Newman, San Diego Sockers

A member of the National Soccer Hall of Fame, Newman led the Sockers to eight MISL titles in nine years, posting a career regular season record of 286-158. His teams only lost one playoff series in nine years and carried an 80-37 playoff record. Newman won the 1987-88 MISL Coach of the Year award, and is credited with revolutionizing how the game was played.



Player - Hector Marinaro, Cleveland Crunch, Cleveland Force, Los Angeles Lazers, Minnesota Strikers

Marinaro began his MISL career as a sparingly used defender for the Cleveland Force in 1983, and after brief stops with the Minnesota Strikers and Los Angeles Lazers, he became one of the MISL's great scoring stars upon his return to Cleveland in 1989. With the Crunch (renamed the Force in 2002), Marinaro tallied an amazing 1,099 goals in 533 games from 1989-2004. He led the MISL in scoring during the 1987-88 and 1991-92 seasons.



Player - Slavisa "Steve" Zungul, New York Arrows, San Diego Sockers, Golden Bay Earthquakes, Tacoma Stars

The owner of nearly every MISL record thanks to a memorable 11-year career, Zungul, known as "The Lord of All Indoors," scored 652 goals and added 471 assists for a total of 1,123 points in 423 games. He added another 189 points in 77 playoff games while winning eight championships with the New York Arrows and San Diego Sockers. Named MISL MVP six times, Zungul also captured the championship series MVP nod four times. Amongst his most impressive feats are his 108-goal season in 1980-81, a 76-game point scoring streak from 1978-81, and scoring three goals in 37 seconds in a game in 1982.



2012 USL 10+ CLUBS

BYU Cougars

The BYU Cougars were a unique addition to the PDL in 2003, becoming the first team owned and operated by a university to join the league. BYU entered the PDL with a strong pedigree, having already dominated the Collegiate Club Soccer Championships for a decade, winning national championships in 1993, 1995, 1996, 1997, 1998, 1999, and 2001. The team enjoyed its best PDL season in 2007, posting a 13-1-2 record to claim the Northwest Division title before falling to Fresno in the Western Conference Final.

Fresno Fuego

The Fuego have been one of the PDL's great success stories since joining the league in 2003, routinely packing thousands of fans into Chukchansi Park to always be at the top of the league's attendance rankings. On the field, the Fuego have never endured a losing season, compiling an impressive 96-45-23 mark, three division titles and a trip to the conference final in 2011.

West Virginia Chaos

Founded in 2003, the West Virginia Chaos have provided West Virginia soccer talent with an opportunity for advancement for the past 10 seasons. Among the chaos alums who have moved on to play professionally is West Virginia native Chase Harrison of the Philadelphia Union. The Chaos are on the upswing recently, having put together back-to-back winning seasons in 2011 and 2012, narrowly missing out on a playoff berth this past summer.



USL HALL OF FAME

USL HALL OF FAME INDUCTEES

USL MEN'S HALL OF FAME

BUILDERS

2002

Lynn Agee
Anthony Bakker
Mike Balson
Joe Brown
Enrique Cervantes
Neil Macpherson
Giles Malone
Francisco Marcos
Pat Parker
Devinder Sandhu
Richard Stottler

2003

Brian Davidson
Tom Engstrom
Neil Farnsworth
Bill George
Chuck Jacob
Buzz Lagos

2004

Jere Irwin
Bob Lenarduzzi
Jeff Robbins
Joey Saputo
Larry Smyth
Hector Vega

2005

Jim DeDeus
Steve Donner
Dan Duggan
Jim Duggan
Frank DuRoss
Chris Economides
Chris Keenan
Stephanie Keenan
Cookie Ketcham
Bobby Lennon
Shawn McDonald

2006

Steve Clamp
Bruno Hartrell
Nicole Hartrell
Cliff Simmons

2008

Mo Sheta

2010

Betsy McAdams

2011

Kyle Krause

2012

Bill Rudisill

COACHES

2002

Pat Ercoli
Bob Gansler
Dennis Viollet

2003

Buzz Lagos

2004

Bret Hall

2007

Mark Steffens

2009

Leigh Cowlishaw

2010

Bob Lilley

2011

David Irving

2012

Laurie Calloway

PLAYERS

2002

Chris Armas
Brian McBride
Tony Sanneh

2003

Mark Baena

2006

Marcelo Balboa
Mike Cook
Steve Famiglietta
Saeed Kadhodaian
Manny Lagos
Chris Melton
Greg Nichols
David Swissler

2007

Giovanni Savarese

Rob Ukrop

2008

Amos Magee

Pat Onstad

2009

Paul Conway

Scott Schweitzer

2010

Doug Miller

2012

Dustin Swinehart

USL WOMEN'S HALL OF FAME

BUILDERS

2004

Doc Laumann
Marcie Laumann

2005

Vincent Baldino

Jill McCabe

2006

Lyndelle Phillips

Amy Snider

2011

Tim Schweitzer

2012

John Pugh

COACHES

2003

Bill Palladino

2011

Lee Horton

2012

Nino DePasquali

Charlie Naimo

PLAYERS

2002

Charmaine Hooper

2003

Kim Wyatt

2006

Julie Foudy

2011

Florence Omagbemi

Christine Sinclair

MISL HALL OF FAME

BUILDERS

2011

Ed Hale, Sr.

2012

Earl Foreman

COACHES

2011

Keith Tozer

2012

Ron Newman

PLAYERS

2011

Tatu

2012

Hector Marinaro

Steve Zungul

10+ CLUBS

Albuquerque Geckos*, 2002
Austin Lone Stars*, 2002
Boston Renegades, 2005
Bradenton Academics, 2007
Brooklyn Knights, 2008
BYU Cougars, 2012
Cape Cod Crusaders, 2003
Carolina Dynamo*, 2002
Cascade Surge, 2004
Central Florida Kraze, 2008
Charleston Battery, 2002
Charlotte Eagles, 2002
Charlotte Lady Eagles, 2009
Chicago Fire PDL, 2010
Cocoa Expos, 2002
Connecticut Wolves, 2002
Des Moines Menace, 2003
DFW Tornados*, 2002
El Paso Patriots*, 2002
Fort Collins Force, 2006
Fresno Fuego, 2012
Hampton Roads Piranhas, 2004
Indiana Invaders, 2007
Kalamazoo Kingdom, 2005
Kansas City Brass, 2007
Long Island Lady Riders, 2004
Long Island Rough Riders, 2003
Michigan Bucks, 2005
Minnesota Thunder, 2003
Montreal Impact, 2003
Nashville Metros*, 2002
New Hampshire Phantoms, 2005
New Jersey Wildcats, 2005
New York Magic, 2006
Northern Virginia Majestics, 2008
Northern Virginia Royals, 2007
Ocean City*, 2006
Orange County Blue Star, 2010
Ottawa Fury, 2009
Pittsburgh Riverhounds, 2010
Reading Rage, 2005
Rhode Island Stingrays, 2004
Richmond Kickers, 2002
Rochester Raging Rhinos, 2005
Rochester Rhinos Women*, 2005
Seattle Sounders, 2003
Seattle Sounders Women, 2010
Southern California Seahorses, 2010
Spokane Shadow, 2004
Thunder Bay Chill, 2009
Toronto Lynx, 2006
Vancouver Whitecaps*, 2002
Vancouver Whitecaps Women, 2010
Vermont Voltage, 2007
West Michigan Edge*, 2004
Westchester Flames, 2008
Western Mass Pioneers, 2007
West Virginia Chaos, 2012
Wilmington Hammerheads, 2005
Yakima Reds, 2004

* Most current name of franchise



USL TIMELINE

Since the inception of what is now known as USL, the leagues have gone through many changes in name and format. The following is a brief rundown of the changes through the years.

USL QUICK TIMELINE

- 1986 - Southwest Indoor Soccer League founded (SISL)
- 1988 - Name changed to Southwest Independent Soccer League
- 1989 - Outdoor league formed
- 1990 - Name changed to Sunbelt Independent Soccer League
- 1991 - Name changed to United States Interregional Soccer League (USISL)
- 1994 - Teams split into amateur and professional status
- 1995 - Debut of women's league (USWISL)
- 1995 - Name changed to United Systems of Independent Soccer Leagues
- 1995 - Separate pro (third division) and amateur men's leagues formed (Pro and Premier Leagues)
- 1995 - USWISL name changed to W-League
- 1996 - Higher level third division league formed (Select League)
- 1996 - Indoor league name changed to I-League
- 1997 - A-League becomes a member of USISL (see A-League historical timeline below)
- 1997 - Select League eliminated with inclusion of A-League
- 1997 - Pro League renamed D3 Pro League
- 1997 - Premier League renamed Premier Development Soccer League (PDSL)
- 1997-98 - Last season of I-League
- 1998 - W-League splits into two levels, W-1 and W-2
- 1999 - Name changed to United Soccer Leagues (USL)
- 1999 - PDSL renamed Premier Development League (PDL)
- 1999 - Super Y-League created
- 2002 - W-League re-unified into one league
- 2003 - D3 Pro League renamed USL Pro Select League (USL-PSL)
- 2004 - USL-PSL renamed Pro Soccer League (PSL)
- 2005 - A-League, PSL renamed USL First Division (USL-1) & USL Second Division (USL-2)
- 2010 - USL PRO announced for 2011, combining USL-1 and USL-2
- 2011 - USL purchases the Major Indoor Soccer League, begins operating league with 2011-12 season
- 2013 - USL PRO announces groundbreaking partnership with MLS





2012 USL ATTENDANCE

2012 USL PRO DIVISION

TEAM	TOTAL
Orlando City	6,606
Rochester	6,264
Wilmington	4,265
Charleston	3,963
Richmond	2,379
Harrisburg	1,416
Antigua	883
Pittsburgh	984
Charlotte	779
Dayton	716
LA	687
Total	345,565
Average	2,400

2012 USL W-LEAGUE

TEAM	Total
Seattle	4,329
Vancouver	949
D.C. United	549
Charlotte	518
Quebec City	499
Virginia Beach	492
Santa Clarita	407
Colorado Rapids	385
New Jersey Wildcats	427
Northern Virginia	427
Long Island	422
Colorado Rush	347
Victoria	340
Fredericksburg	356
Pali	266
Atlanta	370
LA	324
Ottawa	233
Central S.C.	222
Dayton	218
Laval	174
FC Jax	170
New York	162
North Jersey	149
Rochester	119
Hamilton FC	137
VSI Tampa	90
London	75
Toronto	75
New Jersey Rangers	35
Total	85,780
Average	442

2012 USL PDL

TEAM	Total
Des Moines	3474
Portland	3003
Fresno	2607
Carolina	1703
Ventura County	1296
West Texas	1275
Austin	1269
Western Mass	1151
Victoria	991
BYU Cougars	949
Laredo Heat	718
FC Tucson	709
Ocean City	597
Palmetto FC	568
Real Maryland	550
Sounders FC	550
Michigan	547
Thunder Bay	539
WSA Winnipeg	500
Mississippi	496
Panama City Beach	474
New Orleans	466
Kitsap	457
El Paso	444
Forest City London	423
Vermont	401
Baltimore	400
CFC	356
Virginia Beach	336
Long Island	335
Kansas City	328
Worcester	324
Fredericksburg	303
Orlando City	292
Reading United AC	282
Real Colorado	272
Ocala	269
St. Louis	261
GPS Portland	257
Northern Virginia	226
Southern California	223
FC JAX	214
Ogden	211
Jersey	191
Ottawa	187
Southern West Virginia	182
Seacoast United	173
Texas	173
Boston	171
VSI Tampa	168
Fort Lauderdale	167
River City	163
Chicago Inferno	161
North Sound	136
Hamilton FC	135
West Virginia	135
Nashville	134
Central Jersey	133
LA	124
Pali	124
Orange County	121
Cincinnati	117
Toronto	114
Springfield	110
Washington	104
Vancouver	98
Westchester	93
New Jersey	88
IMG Bradenton	83
Brooklyn	80
Fraser Valley	76
Chicago Fire	69
Bermuda	59
Total	279,299
Average	478





USL PRO HISTORY

2012 USL PRO HONORS

Scoring Champion

Dennis Chin, Orlando City

Goal Scoring Champion

Dennis Chin, Orlando City

Assist Champion

JC Banks, Rochester Rhinos

GAA Champion

Miguel Gallardo

Most Valuable Player

Kevin Molino, Orlando City

Rookie of the Year

Jose Cuevas, Charleston Battery

Coach of the Year

Adrian Heath, Orlando City

Defender of the Year

Troy Roberts, Rochester Rhinos

Goalkeeper of the Year

Kristian Nicht, Rochester Rhinos

2012 Scoring Leaders

Rank	Name	Team	Games	Points
1.	Dennis Chin	Orlando	24	24
2.	Corey Hertzog	Wilmington	17	23
3.	Nicki Paterson	Charleston	24	22
4.	Matt Luzunaris	Orlando	18	20
5.	JC Banks	Rochester	22	18
	Jose Cuevas	Charleston	22	18
7.	Lucky Mkosana	Harrisburg	16	16
	Andriy Budnyy	Wilmington	19	16
9.	Chris Agorsor	Richmond	21	15
10.	Bright Dike	Los Angeles	10	14
	Matt Kassel	Pittsburgh	18	14
12.	Darryl Roberts	Charlotte	17	13
	Yann Ekra	Harrisburg	21	13
	Andrew Hoxie	Rochester	21	13
	Kevin Molino	Orlando	23	13
	Jamie Watson	Orlando	23	13
	Bryce Taylor	Wilmington	24	13
18.	Dane Kelly	Charleston	17	12
	Jorge Herrera	Charlotte	18	12
	Matt Delicate	Richmond	19	12

2012 Goal Scoring Leaders

Rank	Name	Team	Games	Goals
1.	Dennis Chin	Orlando	24	11
2.	Nicki Paterson	Charleston	24	10
3.	Corey Hertzog	Wilmington	17	9
	Matt Luzunaris	Orlando	18	9
5.	Andriy Budnyy	Wilmington	19	8
6.	Lucky Mkosana	Harrisburg	16	7
	Jose Cuevas	Charleston	22	7
8.	Bright Dike	Los Angeles	10	6
	Darryl Roberts	Charlotte	17	6
	Matt Kassel	Pittsburgh	18	6

2012 Assist Leaders

Rank	Name	Team	Games	Assists
1.	JC Banks	Rochester	22	8
2.	Kevin Molino	Orlando	23	7
3.	Corey Hertzog	Wilmington	17	5
4.	Sallieu Bundu	Charleston	16	4
	Sainey Touray	Harrisburg	18	4
	Tony Donatelli	Charleston	20	4
	Luke Boden	Orlando	21	4
	Jose Cuevas	Charleston	22	4
	Mauricio Salles	Charlotte	22	4
	Jason Pelletier	Harrisburg	23	4

2012 GAA Leaders

Rank	Name	Team	Games	GAA
1.	Miguel Gallardo	Orlando	21	0.760
2.	Kristian Nicht	Rochester	22	0.909
3.	Eric Reed	Charlotte	20	1.000
	Andrew Dykstra	Charleston	19	1.000
5.	Ronnie Pascale	Richmond	24	1.128
6.	Matt Williams	Dayton	24	1.215
7.	Nick Nobie	Harrisburg	24	1.273
8.	Alex Horwath	Wilmington	22	1.333
9.	Hunter Gilstrap	Pittsburgh	22	1.590
10.	Molvin James	Antigua	16	2.342

*Minimum 1200 minutes played

2012 USL PRO STANDINGS

Team	GP	W	L	T	GF	GA	GD	Pts
Orlando	24	17	1	6	50	18	+32	57
Rochester	24	12	7	5	27	23	+4	41
Charleston	24	12	10	2	36	26	+10	38
Richmond	24	11	8	5	31	27	+4	38
Wilmington	24	10	7	7	34	32	+2	37
Harrisburg	24	10	7	7	34	29	+5	37
Charlotte	24	11	10	3	34	26	+8	36
Los Angeles	24	9	12	3	26	29	-3	30
Dayton	24	4	10	10	20	29	-9	22
Pittsburgh	24	4	15	5	20	39	-19	17
Antigua	24	5	18	1	16	50	-34	16

* received one point deduction for use of ineligible player

2012 USL PRO PLAYOFFS

Quarterfinals

Charleston 2, Harrisburg 1
Wilmington 3, Richmond 2

Semifinals

Charleston 1, Rochester 1
(Charleston won 4-3 in penalty shootout)
Wilmington 4, Orlando 3

Final

Charleston 1, Wilmington 0

USL PRO ALL-LEAGUE TEAMS

2012 All League First Team

GK	Kristian Nicht	Rochester
D	Josh Rife	Charlotte
D	Troy Roberts	Rochester
D	Rob Valentino	Orlando City
D	William Yombi	Richmond
MF	J.C. Banks	Rochester
MF	Kevin Molino	Orlando City
MF	Nicki Paterson	Charleston
F	Dennis Chin	Orlando City
F	Jose Cuevas	Charleston
F	Corey Hertzog	Wilmington

2012 All League Second Team

GK	Miguel Gallardo	Orlando City
D	Kieron Bernard	Orlando City
D	Erlay Garcia	Los Angeles
D	Quentin Griffith	Antigua
D	Jerome Mechack	Orlando City
MF	Joel DeLass	Dayton
MF	Matt Kassel	Pittsburgh
MF	Bryce Taylor	Wilmington
F	Bright Dike	Los Angeles
F	Matt Luzunaris	Orlando City
F	Lucky Mkosana	Harrisburg



USL PRO HISTORY

2011 USL PRO HONORS

Scoring Champion

Jhony Artega, F.C. New York

Goal Scoring Champion

Jhony Artega, F.C. New York

Assist Champion

Tadeu Terra, F.C. New York

GAA Champion

Miguel Gallardo, Orlando City

Most Valuable Player

Lawrence Olum, Orlando City

Rookie of the Year

Luke Mulholland, Wilmington Hammerheads

Coach of the Year

Adrian Heath, Orlando City

Defender of the Year

Rob Valentino, Orlando City

Goalkeeper of the Year

Miguel Gallardo, Orlando City

2011 Scoring Leaders

Rank	Points	GP	Player Name	Team
1	27	21	Jhony Artega	New York
2	23	23	Luke Mulholland	Wilmington
	23	24	Matthew Delicate	Richmond
4	22	20	Andriy Budnyy	Wilmington
5	21	24	Jose Angulo	Harrisburg
6	20	21	Jainey Touray	Harrisburg
7	19	17	Jamie Watson	Orlando
8	18	22	Maxwell Griffin	Orlando
9	17	19	Chris Banks	Wilmington
10	16	13	Cesar Rivera	Los Angeles
	16	23	George Davis IV	Dayton
	16	23	Andrew Welker	Harrisburg
	16	24	Nicholas Paterson	Charleston
14	15	22	Sallieu Bundo	Charlotte
	15	24	Jorge Herrera	Charlotte
16	13	24	Darren Toby	Charlotte
17	12	21	Jason Yeisley	Pittsburgh
	12	22	Andrew Hoxie	Rochester
	12	23	Jeremy Deighton	Pittsburgh

2011 USL PRO STANDINGS

American Division

	GP	W	L	T	GF	GA	Pts
Orlando City	24	15	3	6	36	16	51
Wilmington Hammerheads	24	14	7	3	42	30	45
Richmond Kickers	24	12	7	5	35	21	41
Charleston Battery	24	10	9	5	24	25	35
Charlotte Eagles	24	9	9	6	32	29	33
Antigua Barracuda	24	9	13	2	32	32	29

National Division

	GP	W	L	T	GF	GA	Pts
Rochester Rhinos	24	12	8	4	31	23	40
Harrisburg City Islanders	24	10	7	7	37	30	37
Los Angeles Blues	24	8	7	9	34	29	33
Pittsburgh Riverhounds	24	7	11	6	23	32	27
F.C. New York	24	6	11	7	27	37	25
Dayton Dutch Lions	24	2	16	6	21	54	12

* received one point deduction for use of ineligible player

2011 USL PRO PLAYOFFS

American Division Semifinals

Orlando City 3, Charleston Battery 1
 Richmond Kickers 0, Wilmington Hammerheads 0
 Richmond wins in penalty shootout 5-4

National Division Semifinals

Rochester Rhinos 4, Pittsburgh Riverhounds 0
 Harrisburg City Islanders 3, Los Angeles Blues 2

American Division Final

Orlando City 3, Richmond Kickers 0

National Division Final

Harrisburg City Islanders 2, Rochester Rhinos 1

USL PRO Championship

Orlando City 2, Harrisburg City Islanders 2
 Orlando City wins in penalty shootout 3-2

2011 Goal Scoring Leaders

Rank	Goals	GP	Player Name	Team
1	13	21	Jhony Artega	New York
2	10	24	Matthew Delicate	Richmond
3	9	22	Maxwell Griffin	Orlando
	9	23	Luke Mulholland	Wilmington
	9	24	Jose Angulo	Harrisburg
6	8	17	Jamie Watson	Orlando
	8	20	Andriy Budnyy	Wilmington
	8	23	Andrew Welker	Harrisburg
9	7	19	Chris Banks	Wilmington
	7	21	Sainey Touray	Harrisburg
	7	23	Sallieu Bundo	Charlotte
	7	23	George Davis	Dayton

2011 Assist Leaders

Rank	Assists	GP	Player Name	Team
1	8	20	Tadeu Terra	New York
2	7	24	Jorge Herrera	Charlotte
3	6	20	Andriy Budnyy	Wilmington
	6	21	Sainey Touray	Harrisburg
5	5	23	Luke Mulholland	Wilmington
6	4	13	Cesar Rivera	Los Angeles
	4	15	Quinton Griffith	Antigua
	4	16	Brian Ombiji	Harrisburg
	4	18	Akeem Priestley	Los Angeles
	4	20	Tom Parratt	Wilmington
	4	21	J. T. Noone	Harrisburg
	4	23	Stanley Nyazamba	Richmond
	4	23	Tony Donatelli	Rochester
	4	24	Sascha Goerres	Richmond
	4	24	Jimmy Banks	Rochester
	4	24	Nicholas Paterson	Charleston
	4	24	Thomas Gray	Pittsburgh

2011 GAA Leaders

Rank	GAAs	GP	Player Name	Team
1	0.681	21	Miguel Gallardo	Orlando
2	0.846	11	Andrew Dykstra	Charleston
3	0.913	23	Ronnie Pascale	Richmond
4	0.956	23	Neal Kitson	Rochester
5	1.166	18	Brock Duckworth	Wilmington
6	1.200	20	Oscar Dault	Los Angeles
7	1.208	24	Eric Reed	Charlotte
8	1.210	19	Keita De Castro	Antigua
9	1.300	20	Chase Harrison	Harrisburg
10	1.304	12	Hunter Gilstrap	Pittsburgh

*Minimum 1200 minutes played

USL PRO ALL-LEAGUE TEAMS

2011 All League First Team

GK – Miguel Gallardo, Orlando City
 D – Nelson Akwari, Los Angeles Blues
 D – Gareth Evans, Wilmington Hammerheads
 D – Rob Valentino, Orlando City
 D – William Yomby, Richmond Kickers
 MF – Yordany Alvarez, Orlando City
 MF – Jorge Herrera, Charlotte Eagles
 MF – Luke Mulholland, Wilmington Hammerheads
 F – Jhony Artega, F.C. New York
 F – Matt Delicate, Richmond Kickers
 F – Maxwell Griffin, Orlando City

2011 All-League Second Team

GK – Neal Kitson, Rochester Rhinos
 D – George Dublin, Antigua Barracuda
 D – Colin Falvey, Charleston Battery
 D – Luke Hoffer, F.C. New York
 D – Troy Roberts, Rochester Rhinos
 MF – Lewis Neal, Orlando City
 MF – Lawson Robinson, Antigua Barracuda
 MF – Jamie Watson, Orlando City
 F – Jose Angulo, Harrisburg City Islanders
 F – George Davis IV, Dayton Dutch Lions
 F – Jason Yeisley, Pittsburgh Riverhounds



2010 USSF D-2 PRO LEAGUE

Team	GP	W	L	T	GF	GA	GD	Pts
Carolina Railhawks	30	13	9	8	44	32	+12	47
Vancouver Whitecaps	30	10	5	15	32	22	+10	45
Montreal Impact	30	12	11	7	36	30	+6	43
Miami FC	30	7	11	12	37	49	-12	33
AC St. Louis	30	7	15	6	32	48	-16	29
Crystal Palace Baltimore	30	6	18	6	24	55	-31	24

Team	GP	W	L	T	GF	GA	GD	Pts
Rochester Rhinos	30	16	8	6	38	24	+14	54
Austin Aztex	30	15	7	8	53	40	+13	53
Portland Timbers	30	13	7	10	34	23	+11	49
NSC Minnesota Stars	30	11	12	7	32	36	-4	40
Puerto Rico Islanders	30	9	11	10	37	35	+2	37
FC Tampa Bay	30	7	12	11	41	46	-5	32
1991 APSL Honors								

PLAYOFFS

Quarterfinals

Minnesota 0, Carolina 0

Carolina 4, Minnesota 0

(Carolina wins 4-0 on aggregate)

Montreal 2, Austin 0

Montreal 3, Austin 2

(Montreal wins 5-3 on aggregate)

Vancouver 2, Portland 0

Portland 1, Vancouver 0

(Vancouver wins 2-1 on aggregate)

Puerto Rico 2, Rochester 0

Rochester 2, Puerto Rico 1

(Puerto Rico wins 3-2 on aggregate)

Semifinals

Montreal 1, Carolina 0

Carolina 2, Montreal 0

(Carolina wins 2-1 on aggregate)

Puerto Rico 0, Vancouver 0

Puerto Rico 2, Vancouver 0

(Puerto Rico wins 2-0 on aggregate)

Final

Puerto Rico 2, Carolina 0

Carolina 1, Puerto Rico 1

(Puerto Rico wins 3-1 on aggregate)





USL HISTORY

2009 USL First Division Honors

MVP: Cristian Arrieta
Scoring Champion: Mandjou Keita
Goal Scoring Champion: Charles Gbeke
Assist Leaders: Ricardo Sanchez
 Will Knight
 Dusty Hudock
GAA Champion: Marcus Haber
Rookie of the Year: Steve Cronin
Goalkeeper of the Year: Cristian Arrieta
Defender of the Year: Gavin Wilkinson
Coach of the Year: Merritt Paulson
Executive of the Year: Organization of the Year:

Puerto Rico
 Portland
 Montreal
 Minnesota
 Vancouver
 Charleston
 Vancouver
 Portland
 Puerto Rico
 Portland
 Portland
 Portland

2008 USL First Division Honors

MVP: Joey Gjertsen
Scoring Champion: Alex Afonso
Goal Scoring Champion: Alex Afonso
Assist Leader: Jonathan Steele
GAA Champion: Matt Jordan
Rookie of the Year: Osvaldo Alonso
Goalkeeper of the Year: Bill Gaudette
Defender of the Year: Cristian Arrieta
Coach of the Year: Colin Clarke
Executive of the Year: Andrew Bell
Organization of the Year:

Vancouver
 Miami
 Miami
 Puerto Rico
 Montreal
 Charleston
 Puerto Rico
 Puerto Rico
 Puerto Rico
 Charleston
 Charleston
 Puerto Rico

2007 USL First Division Honors

MVP: Sebastien Le Toux
Scoring Champion: Dan Antoniuk
Goal Scoring Champions: Sebastien Le Toux
 Charles Gbeke
Assist Leader: Dan Antoniuk
GAA Champion: Jason Wicks
Rookie of the Year: Jay Needham
Goalkeeper of the Year: Josh Hayes
Defender of the Year: David Wick
Coach of the Year: Gavin Wilkinson
Executive of the Year: Bart Wiley
Organization of the Year:

Seattle
 Atlanta
 Seattle
 Montreal
 Atlanta
 Atlanta
 Puerto Rico
 Portland
 Atlanta
 Portland
 Seattle
 Charleston

2006 USL First Division Honors

MVP: Greg Sutton
Scoring Champions: Romario
 Cam Weaver
Goal Scoring Champions: Romario
 Cam Weaver
Assist Leader: Zinho
GAA Champion: Greg Sutton
Rookie of the Year: Cam Weaver
Defender of the Year: Gabriel Gervais
Coach of the Year: Mike Anhaeusser
Executive of the Year: Matthew Ford
Organization of the Year:

Montreal
 Miami
 Seattle
 Miami
 Seattle
 Seattle
 Montreal
 Seattle
 Montreal
 Charleston
 Rochester
 Montreal

2005 USL First Division Honors

MVP: Jason Jordan
Scoring Champion: Jason Jordan
Goal Scoring Champion: Jason Jordan
Assist Leader: Hugo Alcaraz-Cuellar
GAA Champion: Greg Sutton
Rookie of the Year: Romario
Defender of the Year: Taylor Graham
Coach of the Year: Nick De Santis
Executive of the Year: Paul Stenzel
Organization of the Year:

Vancouver
 Vancouver
 Vancouver
 Portland
 Montreal
 Puerto Rico
 Seattle
 Montreal
 Richmond
 Rochester

2004 A-League Honors

MVP: Greg Sutton
Scoring Champion: Dante Washington
Goal Scoring Champions: Dante Washington
 Alan Gordon
Assist Leader: Hugo Alcaraz-Cuellar
GAA Champion: Alan Gordon
Rookie of the Year: Alan Gordon
Defender of the Year: Gabe Gervais
Coach of the Year: Bobby Howe
Executive of the Year: Jim Taylor
Organization of the Year:

Montreal
 Virginia Beach
 Virginia Beach
 Portland
 Portland
 Montreal
 Portland
 Montreal
 Portland
 Montreal
 Montreal

2003 A-League Honors

MVP: Thiago Martins
Scoring Champion: Thiago Martins
Goal Scoring Champion: Thiago Martins
Assist Leader: Greg Howes
 Ricardo Vilgar
GAA Champion: Greg Sutton
Rookie of the Year: David Testo
Defender of the Year: Gabe Gervais
Coach of the Year: Brian Hanauer
Executive of the Year: Adrien Hanauer
Organization of the Year:

Pittsburgh
 Pittsburgh
 Pittsburgh
 Milwaukee
 Pittsburgh
 Montreal
 Richmond
 Montreal
 Seattle
 Seattle
 Minnesota

2002 A-League Honors

MVP: Leighton O'Brien
Scoring Champion: McKinley Tennyson
Goal Scoring Champion: Fadi Afash
 Mark Lilley
 Tennyson
Assist Leader: Eduardo Sebrango
 John Menyongar
GAA Champion: Leighton O'Brien
Rookie of the Year: Leighton O'Brien
Defender of the Year: Niki Budalic
Young Defensive PoY: Mark Watson
Young Offensive PoY: Destin Makumbi
Coach of the Year: Destin Makumbi
Executive of the Year: Brian Schmetzer
Organization of the Year: Jim Frosid

Seattle
 Portland
 Portland
 Portland
 Montreal
 Minnesota
 Seattle
 Seattle
 Charleston
 Toronto
 Charleston
 Milwaukee
 Milwaukee
 Seattle
 Minnesota
 Charleston

2001 A-League Honors

MVP: Paul Conway
Scoring Champion: Paul Conway, 47
Goal Scoring Champion: Paul Conway, 22
Assist Leader: Jaymie Baylie, 11
GAA Champion: Greg Howes, 0.60
Goalkeeper of the Year: Jon Busch
Rookie of the Year: Robbie Aristidemo
Defender of the Year: Rick Titus
Coach of the Year: Dale Mitchell
Executive of the Year: Chris Economides
Organization of the Year:

Charleston
 Charleston
 Charleston
 Nashville
 Hershey
 Hershey
 Toronto
 Vancouver
 Vancouver
 Rochester
 Charlotte

2000 A-League Honors

MVP: Digital Takawira
Scoring Champion: Digital Takawira, 42
Goal Scoring Champion: Paul Conway, 42
 Paul Conway, 17
 Greg Howes, 17
Assist Leader: John Menyongar, 17
GAA Champion: Temoc Suarez, 11
Goalkeeper of the Year: Scott Vallow
Rookie of the Year: Greg Howes
Defender of the Year: Scott Cannon
Coach of the Year: Neil Mesagon
Executive of the Year: Bob Lenarduzzi
Organization of the Year:

Milwaukee
 Milwaukee
 Charleston
 Charleston
 Seattle
 Minnesota
 Charleston
 Rochester
 Seattle
 Richmond
 Seattle
 Vancouver
 Richmond

1999 A-League Honors

MVP: Niall Thompson, 47
Scoring Champion: Mark Baena, 20
Goal Scoring Champion: Niall Thompson, 20
Assist Leader: John Suentic, 12
GAA Champion: John Swallen
Rookie of the Year: Greg Simmonds
Goalkeeper of the Year: Scott Schweitzer
Defender of the Year: Paul Riley
Coach of the Year: Bill Manning
Executive of the Year: Bill Manning
Organization of the Year: USL Progress Award:

Minnesota
 Vancouver
 Seattle
 Vancouver
 Seattle
 Minnesota
 Hershey
 Rochester
 Long Island
 Minnesota
 Pittsburgh
 Atlanta

1998 A-League Honors

MVP: Mark Baena
Scoring Champion: Mark Baena, 51
Goal Scoring Champion: Mark Baena, 24
Assist Leader: John Ball, 15
GAA Champion: Pat Onstad
Rookie of the Year: Mike Burke
Goalkeeper of the Year: Scott Schweitzer
Defender of the Year: Pat Ercoli
Coach of the Year:

Seattle
 Seattle
 Seattle
 Staten Island
 Rochester
 Charleston
 Rochester
 Rochester

1997 A-League Honors

MVP: Doug Miller
Scoring Champion: Doug Miller, 51
Goal Scoring Champion: Doug Miller, 18
Assist Leader: Garrett Kusch, 10
GAA Champion: Dusty Hudock
Rookie of the Year: Stern John
Coach of the Year: Bob Lilley

Rochester
 Rochester
 Rochester
 Vancouver
 Rochester
 New Orleans
 Hershey

1996 APSL Honors

MVP: Wolde Harris
Scoring Champion: Wolde Harris, 42
Goal Scoring Champion: Doug Miller, 18
Assist Leader: Wolde Harris, 8
GAA Champion: Paulo Ceccarelli
Rookie of the Year: Wolde Harris
Coach of the Year: Lorne Donaldson

Colorado
 Colorado
 Rochester
 Colorado
 Colorado
 Montreal
 Colorado
 Colorado

1995 APSL Honors

MVP: Peter Hattrup
Scoring Champion: Peter Hattrup, 30
Goal Scoring Champion: Peter Hattrup, 11
Assist Leader: Peter Hattrup, 8
GAA Champion: Marcus Hattemann
Rookie of the Year: Giuliano Oliviero
Defender of the Year: John Doyle
Coach of the Year: Espanfal Bahamast
 Alan Hinton

Seattle
 Seattle
 Seattle
 Seattle
 Montreal
 Seattle
 Vancouver
 Atlanta
 Seattle

1994 APSL Honors

MVP: Paulinho
Scoring Champion: Paulinho, 27
Goal Scoring Champion: Paul Wright, 27
Assist Leader: Paul Wright, 12
GAA Champion: Shawn Medved, 11
Rookie of the Year: Marcus Hattemann
Coach of the Year: Jason Dunn
 Alan Hinton

Los Angeles
 Los Angeles
 Los Angeles
 Los Angeles
 Seattle
 Seattle
 Seattle
 Seattle

1993 APSL Honors

MVP: Paulinho
Scoring Champion: Paulinho, 37
Goal Scoring Champion: Paulinho, 15
Assist Leader: Hector Hattemann, 12
GAA Champion: Jim St. Andre
Rookie of the Year: Jason Devos
Coach of the Year: Ken Fogarty

Los Angeles
 Los Angeles
 Los Angeles
 Los Angeles
 Colorado
 Montreal
 Tampa Bay

1992 APSL Honors

MVP: Taifour Diane
Scoring Champion: Jean Harbor, 30
Goal Scoring Champion: Jean Harbor, 13
Assist Leader: Ralph Black, 8
GAA Champion: Mark Dodd
Rookie of the Year: Taifour Diane
Coach of the Year: Taifour Diane
 Ricky Hill

Colorado
 Tampa Bay
 Tampa Bay
 Tampa Bay
 Colorado
 Colorado
 Colorado
 Tampa Bay



USL-1 HISTORY

MVP: Jean Harbor
Scoring Champion: Jean Harbor, 45
Goal Scoring Champion: Jean Harbor, 17
Assist Leader: Jean Harbor, 11
Goalkeeper of the Year: Mark Dougherty
Rookie of the Year: Ezekiel Dole
Coach of the Year: Gary Hindley

1990 ASL Conference Honors

MVP: Phillip Gyau
Scoring Champion: Mike Masters, 32
Goal Scoring Champion: Mike Masters, 14
Assist Leader: Charles Fry, 17
Goalkeeper of the Year: Dale Caya
Rookie of the Year: Steve Pittman
Coach of the Year: Thomas Rongen

1990 WSL Conference Honors

MVP: Mark Dodd
Scoring Champion: Chance Fry, 39
Goal Scoring Champion: Chance Fry, 17
Assist Leader: John Bain, 10
Goalkeeper of the Year: Mark Dodd

Maryland
 Maryland
 Maryland
 Maryland
 S. Bay
 Colorado
 Maryland

Maryland
 Albany
 Albany
 Tampa Bay
 Penn-Jersey
 Fort Lauderdale
 Fort Lauderdale

Colorado
 Seattle
 Seattle
 Portland
 Colorado

1989 WSL Honors

MVP: Kasey Keller
Scoring Champion: Jerome Watson, 27
Goal Scoring Champion: Steve Corpening, 11
Assist Leader: Jerome Watson, 7
Goalkeeper of the Year: Kasey Keller

Portland
 San Diego
 San Francisco
 San Diego
 Portland

1988 WSL Honors

MVP: Marcelo Balboa
Scoring Champion: Scott Benedetti, 16
Goal Scoring Champion: Scott Benedetti, 8
Assist Leader: Justin Fashanu, 4
Goalkeeper of the Year: Eddie Henderson, 4
 Jeff Koch

San Diego
 F.C. Portland
 F.C. Portland
 Los Angeles
 Seattle
 Seattle

USL FIRST DIVISION ALL-LEAGUE TEAMS

2009 All League First Team

G Steve Cronin
 D Nelson Akwari
 D Cristian Arrieta
 D Matt Bobo
 D David Hayes
 M Daniel Paladini
 M Ryan Pore
 F Ricardo Sanchez
 F Charles Gbeke
 F Mandiui Keita
 F Johnny Menyongar

M Johnny Menyongar
 F Charles Gbeke
 F Roger Levesque

2006 All League First Team

G Greg Sutton
 D Gabriel Gervais
 D George Lyall
 D Mauricio Segovia
 M Andrew Gregor
 M Ben Hollingsworth
 M Luke Kreamalmeyer
 M Zinho
 F Joey Gjertsen
 F Romario
 F Cam Weaver

Rochester
 Montreal
 Seattle
 Montreal
 Vancouver
 Puerto Rico
 Seattle
 Portland
 Portland
 Vancouver
 Miami
 Vancouver
 Miami
 Seattle

Portland
 Charleston
 Vancouver
 Montreal
 Atlanta
 Toronto
 Milwaukee

2003 All A-League First Team

G Greg Sutton
 D Gabe Gervais
 D Danny Jackson
 D John Wilson
 M Roland Aguilera
 M Marco Ferruzzi
 M Andrew Gregor
 M Ricardo Villar
 F Thiago Martins
 F Doug Miller
 F Dante Washington

2003 All A-League Second Team

G Rich Cullen
 D Scott Schweitzer
 D Steve Shak
 D Alan Woods
 M Ted Chronopoulos
 M Oliver Heald
 M Ze Roberto
 M David Testo
 F Byron Alvarez
 F Greg Howes
 F Kevin Jeffrey

2002 All A-League First Team

G Dusty Hudock
 D Gabriel Gervais
 D Destin Makumbu
 D Mark Watson
 M Andrew Gregor
 M Leighton O'Brien
 M Brian Piesner
 M Lenin Steenkamp
 F Brian Ching
 F Eduardo Sebrango
 F McKinley Tennyson

2002 All A-League Second Team

G Preston Burpo
 D Craig Demmin
 D Linval Dixon
 D Mark Schulte
 M Mauro Biello
 M Luis DeGama
 M Jose Gomez
 M Steve Kindel
 F Fadi Afash
 F Josh Henderson
 F John Menyongar

2001 All A-League First Team

G Jon Busch
 D Scott Schweitzer
 D Rick Titus
 D Gilbert Jean-Baptiste
 M Philipe Godoy
 M Stojan Mladenov
 M Leighton O'Brien
 M Terroc Suarez
 F Paul Conway
 F Kevin Jeffrey
 F Dustin Swinehart

2001 All A-League Second Team

G Joe Warren
 D Craig Demmin
 D Nevio Pizzolitto
 D Mark Watson

2009 All League Second Team

G Bill Gaudette
 D Stephen deRoux
 D Cameron Knowles
 D John Krause
 D Mark Schulte
 M Martin Nash
 M Lawrence Olum
 M Jonathan Steele
 M David Testo
 F Marlon James
 F Eddie Johnson

Puerto Rico
 Montreal
 Puerto Rico
 Puerto Rico
 Carolina
 Vancouver
 Minnesota
 Vancouver
 Portland
 Rochester

2006 All League Second Team

G Scott Vallow
 D Kenney Bertz
 D Matt Bobo
 D Steve Klein
 D Nevio Pizzolitto
 M Jeff Clarke
 M Leonardo Di Lorenzo
 M Rodrigo Rios
 F Gavin Ginton
 F Aien Marcina
 F Greg Simmonds

Rochester
 Rochester
 Atlanta
 Vancouver
 Montreal
 Vancouver
 Vancouver
 Atlanta
 Charleston
 Puerto Rico
 Virginia Beach

Portland
 Charleston
 Montreal
 Pittsburgh
 Rochester
 Virginia Beach

2003 All A-League Second Team

G Rich Cullen
 D Scott Schweitzer
 D Steve Shak
 D Alan Woods
 M Ted Chronopoulos
 M Oliver Heald
 M Ze Roberto
 M David Testo
 F Byron Alvarez
 F Greg Howes
 F Kevin Jeffrey

2002 All A-League First Team

G Dusty Hudock
 D Gabriel Gervais
 D Destin Makumbu
 D Mark Watson
 M Andrew Gregor
 M Leighton O'Brien
 M Brian Piesner
 M Lenin Steenkamp
 F Brian Ching
 F Eduardo Sebrango
 F McKinley Tennyson

2002 All A-League Second Team

G Preston Burpo
 D Craig Demmin
 D Linval Dixon
 D Mark Schulte
 M Mauro Biello
 M Luis DeGama
 M Jose Gomez
 M Steve Kindel
 F Fadi Afash
 F Josh Henderson
 F John Menyongar

2001 All A-League First Team

G Jon Busch
 D Scott Schweitzer
 D Rick Titus
 D Gilbert Jean-Baptiste
 M Philipe Godoy
 M Stojan Mladenov
 M Leighton O'Brien
 M Terroc Suarez
 F Paul Conway
 F Kevin Jeffrey
 F Dustin Swinehart

2001 All A-League Second Team

G Joe Warren
 D Craig Demmin
 D Nevio Pizzolitto
 D Mark Watson



USL-1 HISTORY

2001 All A-League Second Team

G Matt Napoleon Portland
 D James Wall Nashville
 D Brent Sanchez Portland
 D Jason Annicchero Atlanta
 M John Ball Charleston
 M Lenin Steenkamp Rochester
 M Kevin Knight Richmond
 M Steve Kindel Vancouver
 F Jacob Fenger Nashville
 F Digital Takawira Milwaukee
 F Rodrigo Costa Indiana

2000 All A-League First Team

G Scott Vailow Rochester
 D Chris Fox Richmond
 D Craig Demmin Rochester
 D Scott Cannon Richmond
 D Scott Schweitzer Rochester
 M Brian Loftin Milwaukee
 M Yari Allnut Rochester
 M Stojan Mladenov Minnesota
 F Paul Conway Charleston
 F Darren Sawatzky Seattle
 F Digital Takawira Milwaukee

2000 All A-League Second Team

G Theo Zagari Toronto
 D Gilbert Jean-Baptiste Charleston
 D Adrian Seroux Toronto
 D David Banks San Diego
 D Rick Titus Vancouver
 D Lenin Steenkamp Rochester
 M Gerard Lucey Long Island
 M Martin Nash Rochester
 F Dwayne DeRosario Richmond
 F John Menyongar Minnesota
 F Greg Howes Seattle

1999 All A-League First Team

G John Swallen Minnesota
 D Scott Schweitzer Rochester
 D Craig Demmin Rochester
 D Tenywa Bonseu Pittsburgh
 D Kalin Bankov Minnesota
 D Carlos Farias San Diego
 M Mac Cozier Jacksonville
 M Mauro Biello Rochester
 F Mark Baena Seattle
 F Ernest Inness Staten Island
 F Niall Thompson Vancouver

1999 All A-League Second Team

G Pat Onstad Rochester
 D Jose Vasquez Orange County
 D John Coughlin Minnesota
 D Gilbert Jean-Baptiste Charleston
 M Ian Russell Seattle
 M John Sulentic Vancouver
 M Marvin Oliver Staten Island
 F Jamei Mitchell Hershey
 F Paul Conway Charleston
 F Darko Kolic Long Island
 F Onandi Lowe Richmond

1998 All A-League First Team

G Pat Onstad Rochester
 D Scott Schweitzer Rochester
 D Gabe Eastman Nashville
 D Craig Demmin Rochester
 M Yari Allnut Rochester
 M John Ball Staten Island
 M Mauro Biello Montreal
 M Lee Tschantret Hershey
 F Amos Magee Minnesota
 F Darren Tilley Rochester
 F Mark Baena Seattle

1998 All A-League Second Team

G Joe Cannon San Diego
 D Carl Fletcher Montreal
 D Steve MacDonald Vancouver
 D Omid Namazi Staten Island
 M Kevin Anderson Minnesota
 M Jason Cairns Cincinnati
 M Antonio Robles San Diego
 M Kirk Wilson El Paso
 M Gary Glasgow New Orleans
 F Mike Burke Charleston
 F Josh Wolfe US Pro-40

1997 All A-League First Team

G Dusty Hudock Seattle
 D John Limniatis Montreal
 D Scott Schweitzer Carolina
 D Mark Watson Seattle
 D Travis Rinker Long Island
 M Yari Allnut Carolina
 M Mauro Biello Montreal
 M Garret Kusch Vancouver
 M Mark Baena California
 F Doug Miller Rochester
 F Stigm John New Orleans

1997 All A-League Second Team

G Paolo Ceccarelli Montreal
 D Don Gramenz Minnesota
 D Robert Rosario Colorado
 D Bill Sedgewick Montreal
 D Dan Angelov Richmond
 M John Smith Nashville
 M Nick DeSantis Montreal
 M Domenic Mobilio Vancouver
 F Steve Patterson Colorado
 F Darren Tilley Montreal
 F Mike Galley Seattle

1996 All A-League Team

G Paolo Ceccarelli Montreal
 D Carlos Llamosa New York
 D John Limniatis Montreal
 D Rene Rivas Rochester
 D Wade Webber Seattle
 M Nick DeSantis Montreal
 M Anthony McCreath Colorado
 M Martin Nash Vancouver
 F Wolde Harris Colorado
 F Doug Miller Rochester
 F Domenic Mobilio Vancouver

1995 All A-League Team

G Marcus Hahnemann Seattle
 D Dan Calichman New York
 D John Doyle Los Angeles
 D Robin Fraser Colorado
 D Steve Trittschuh Montreal
 M Geoff Aunger Vancouver
 M Paul Dougherty Montreal
 M Peter Hatrup Seattle
 M Giuliano Oliviero Vancouver
 F Lloyd Barker Montreal
 F Staale Soebye Atlanta

1994 All A-League First Team

G Marcus Hahnemann Seattle
 D Robin Fraser Colorado
 D Neil Mesгон Seattle
 D Danny Pena Los Angeles
 D Steve Trittschuh Fort Lauderdale
 M Ted Eck Fort Lauderdale
 M Shawn Medved Seattle
 M Dale Mitchell Vancouver
 M Paulinho Los Angeles
 F Chance Fry Seattle
 F Paul Wright Los Angeles

1994 All A-League Second Team

G Pat Harrington Montreal
 D Jeff Agoos Los Angeles
 D Billy Crook Seattle
 D James Dunn Colorado
 D Robert Lipp Colorado
 M Nick Dasovic Montreal
 M Jason Farrell Seattle
 M Dave Hoggan Fort Lauderdale
 M Dominic Kinnear Fort Lauderdale
 F Jean Harbor Montreal
 F Jason Dunn Seattle

1993 All A-League First Team

G Paul Dolan Vancouver
 D Patrice Ferri Montreal
 D Robin Fraser Colorado
 D Danny Pena Los Angeles
 D Mark Watson Vancouver
 M Paul Dougherty Tampa Bay
 M Ted Eck Colorado
 M Ivor Evans Vancouver
 M Paulinho Los Angeles
 F Paul Wright Los Angeles
 F Taifour Diane Colorado

1993 All A-League Second Team

G Ian Feuer Los Angeles
 D Jason Devos Montreal
 D Steve MacDonald Vancouver
 D Kim Roentved Colorado
 D Chad Ashton Colorado
 M Bryan Haynes Colorado
 M Pierre Morice Tampa Bay
 M Steve Trittschuh Tampa Bay
 F Domenic Mobilio Vancouver
 F Hector Marinaro Toronto

1992 All A-League First Team

G Bill Andracki Tampa Bay
 D Robin Fraser Colorado
 D Danny Pena San Francisco
 D Steve Pittman Fort Lauderdale
 D Steve Trittschuh Tampa Bay
 M Ricky Hill Tampa Bay
 M Dominic Kinnear San Francisco
 M Jorge Salazar San Francisco
 M Kevin Sloan Tampa Bay
 F Taifour Diane Colorado
 F Jean Harbor Tampa Bay

1992 All A-League Second Team

G Mark Dodd Colorado
 D John Doyle San Francisco
 D Troy Edwards Fort Lauderdale
 D Derek Van Rheenan San Francisco
 D Arturo Velazco Miami
 M Chad Ashton Colorado
 M Diego Mandagaran Miami
 M Kim Roentved Colorado
 F Ezekiel Doe Miami
 F Ted Eck Colorado
 F Peter Isaacs San Francisco

1991 All A-League First Team

G Mark Dougherty San Francisco
 D Marcelo Balboa San Francisco
 D Troy Dayak San Francisco
 D Danny Pena San Francisco
 D Derek Van Rheenan San Francisco
 M Ramiro Borja Albany
 M Kevin Sloan Maryland
 M Townsend Qin San Francisco
 F Ezekiel Doe Colorado
 F Jean Harbor Maryland
 F Derek Sanderson Fort Lauderdale

1991 All A-League Second Team

G Scoop Stanic Albany
 D Robin Fraser Colorado
 D Paul Mariner Albany
 D Jimmy McGeough Albany
 D Chris Reif Maryland
 M Marcelo Carrera Tampa Bay
 M Paul Dougherty Fort Lauderdale
 M Dominic Kinnear San Francisco
 F Chance Fry San Francisco
 F Brian Haynes Maryland
 F Mike Masters Albany

1990 All ASL Conf. First Team

G Dale Caya Penn-Jersey
 D Brian Ainschough Penn-Jersey
 D George Gelnovatch Penn-Jersey
 D Paul Mariner Albany
 D Steve Pittman Fort Lauderdale
 D Chico Borja Fort Lauderdale
 M David Byrne Tampa Bay
 M Marcelo Carrera Fort Lauderdale
 F Dan Donigan Penn-Jersey
 F Philip Gyau Maryland
 F Jean Harbor Maryland

1990 All ASL Conf. Second Team

G Arnie Mausser Fort Lauderdale
 D Jimmy McGeough Fort Lauderdale
 D Chris Reif Maryland
 D Thomas Rongen Fort Lauderdale
 D Dave Smyth Albany
 M Paul Dougherty Orlando
 M Eric Eichmann Fort Lauderdale
 M Pat O'Kelly Penn-Jersey
 F Mike Masters Albany
 F Bruce Murray Washington S
 F Paul Riley New Jersey

1990 All WSL Conf. First Team

G Mark Dodd Colorado
 D Marcelo Balboa San Francisco
 D John Doyle San Francisco
 D Robin Fraser Colorado
 D Danny Pena Los Angeles
 M Dominic Kinnear San Francisco
 M Fran O'Brien Seattle
 M George Pastor Salt Lake
 F Chance Fry Seattle
 F Mark Keating Arizona
 F Townsend Qin San Francisco

1990 All WSL Conf. Second Team

G Anton Nisti San Diego
 D Steve Eise Colorado
 D Paul Krumpke Santa Barbara
 D Derek Van Rheenan San Francisco
 D Wade Webber San Francisco
 M John Bain Portland
 M Mike Fox California
 M Jeff Rogers Arizona
 M Dzung Tran Arizona
 F Scott Benedetti Portland
 F Paul Wright San Diego



USL-1 HISTORY

1989 ASL All-League

G Neil Cowley Washington S
 G Winston DuBose Tampa Bay
 D Dehinde Akinlotan Boston
 D Ricardo Alonso Fort Lauderdale
 D Eric Hawkes Maryland
 D Ronald Simmons Washington D
 D Steve Trittschuh Tampa Bay
 M Osvaldo Ardiles Fort Lauderdale
 M John Harkes Albany
 M Willington Ortiz Miami
 M Tab Ramos Miami
 M Paul Riley New Jersey
 F Chico Borja Albany
 F Michael Brady Washington D
 F John Kerr Jr Washington S
 F Steve Kinsley Fort Lauderdale
 F Steve Wegerle Tampa Bay

1989 All WSL First Team

G Kasey Keller Portland
 D Marcelo Balboa San Diego
 D John Doyle San Francisco
 D Cle Kooiman California
 D Mike Lapper Los Angeles
 M John Bain Portland
 M Chris Henderson Seattle
 M Dominic Kinnear San Francisco
 F Scott Benedetti Portland
 F Jeff Hooker Los Angeles
 F Mark Kerlin Arizona

1989 All WSL Second Team

G Todd Elias Arizona
 D Steve Boardman San Diego
 D Troy Dayak San Francisco
 D Grant Gibbs Seattle
 D Arturo Velazco San Diego
 M Jim Gabarra Los Angeles
 M Jerome Watson San Diego
 F Steve Corpening San Francisco
 F Brent Goulet Seattle
 F Eddie Henderson Seattle
 F Wesley Wade Arizona

1988 ASL All-League

G Winston DuBose Tampa Bay
 G Alan Rough Orlando
 D Brian Ainscough New Jersey
 D Troy Edwards Miami
 D Ross Irwin Boston
 D Lou Karbiener Orlando
 D George Lidster Washington S
 M Sonny Askew Washington S
 M Dircou Guimaraes Miami
 M Andy Harrison Albany
 M Ray Hudson Fort Lauderdale
 M Steve Powell Albany
 M Rob Ryerson Maryland
 F Jorge Acosta New Jersey
 F Joaquin Canales Washington D
 F Elvis Comrie Maryland
 F Teofilo Cubillas Fort Lauderdale
 F Steve Wegerle Tampa Bay

1988 All WSL First Team

G Todd Strobeck Portland
 D Marcelo Balboa San Diego
 D Grant Gibbs Seattle
 D Jeff Stock Seattle
 D Arturo Velazco San Diego
 M Tomas Boy San Jose
 M Peter Hatrup Seattle
 M Billy Thompson Los Angeles
 F Abuelo Cruz San Jose
 F Justin Fashanu Los Angeles
 F Eddie Henderson Seattle

1988 All WSL Second Team

G Bobby Ammann Los Angeles
 D Mario Gonzalez San Diego
 D Daryl Green Seattle
 D Danny Pena Los Angeles
 F Martin Vasquez California
 M Chris Dangerfield San Jose
 M Dzung Tran San Jose
 M Jerome Watson San Diego
 F Scott Benedetti Portland
 F Chance Fry Seattle
 F John Sissons San Diego

1987 All WSL First Team

G Anton Nistl San Diego
 D Steve Boardman San Diego
 D Barney Boyce San Jose
 D Daryl Green Seattle
 D Robby Zipp San Jose
 M Jadir San Jose
 M George Pastor San Jose
 M Geoff Wall Seattle
 F Brent Goulet Portland
 F Tim Martin San Jose
 F Joe Mihajevic San Jose

1987 All WSL Second Team

G Mike Lane Los Angeles
 D Marcelo Balboa San Diego
 D Eric Barfield Los Angeles
 D Arturo Velazco San Diego
 D Chris Wentzien San Jose
 M Steve Black San Diego
 M John Hamel Seattle
 M Richard Torres California
 F Scott Benedetti Portland
 F John Gerard Los Angeles
 F John Sissons San Diego

1986 All WSL First Team

G Lorenzo Caccialanza Hollywood
 D Dale Ervine Los Angeles
 D Paul Krump Hollywood
 D Martin Vasquez Hollywood
 M Paul Caliguitan San Diego
 M Dennis Gunnel Seattle
 M Hugo Perez Los Angeles
 F Chance Fry San Jose
 F Brent Goulet Portland
 F Jeff Hooker San Diego
 F Mark Miller Portland

1986 All WSL Second Team

G Todd Strobeck Portland
 D Mark Arquette Hollywood
 D Jens-Ole Knudsen Hollywood
 D Scott Murray Hollywood
 D Tim Schulz Los Angeles
 M Drew Ferguson Edmonton
 M Doug Swanson Hollywood
 F Tim Barto Seattle
 F Ross Ongaro Ongaro
 F Robby Ryerson San Diego
 F Dzung Tran San Jose





USL-1 HISTORY

2009 USL FIRST DIVISION STANDINGS

	Pts	GP	W	L	T	GF	GA
Portland Timbers	58	30	16	4	10	45	19
Carolina Railhawks	55	30	16	7	7	43	19
Puerto Rico Islanders	53	30	15	7	8	44	31
Charleston Battery	53	30	14	5	11	33	21
Montreal Impact	43	30	12	11	7	32	31
Rochester Rhinos	43	30	11	9	10	34	32
Vancouver Whitecaps	42	30	11	10	9	42	36
Minnesota Thunder	31	30	7	13	10	39	44
Miami FC Blues	29	30	8	17	5	26	52
Austin Aztex (-2)*	21	30	5	17	8	28	51
Cleveland City Stars	19	30	4	19	7	22	52

* received one point deduction for use of ineligible player

2009 FIRST DIVISION PLAYOFFS

Quarterfinals

September 24 & 27

Carolina 0 :: 1 Vancouver
 Vancouver 0 :: 0 Carolina
 Agg: Vancouver 1 :: 0 Carolina

Puerto Rico 1 :: 2 Rochester
 Rochester 1 :: 4 Puerto Rico
 Agg: Puerto Rico 5 :: 3 Rochester

Charleston 0 :: 2 Montreal
 Montreal 2 :: 1 Charleston
 Agg: Montreal 4 :: 1 Charleston

Semifinals

October 1 & 4

Portland 1 :: 2 Vancouver
 Vancouver 3 :: 3 Portland
 Agg: Vancouver 5 :: 4 Portland

Puerto Rico 1 :: 2 Montreal
 Montreal 2 :: 1 Puerto Rico
 Agg: Montreal 4 :: 2 Puerto Rico

USL First Division Championship

October 10 & 17

Montreal 3 :: 2 Vancouver
 Vancouver 1 :: 3 Montreal
 Agg: Montreal 6 :: 3 Vancouver

2008 USL FIRST DIVISION STANDINGS

	Pts	GP	W	L	T	GF	GA
Puerto Rico Islanders	54	30	15	6	9	43	23
Vancouver Whitecaps	53	30	15	7	8	34	28
Montreal Impact	42	30	12	12	6	33	28
Rochester Rhinos*	41	30	11	10	9	35	32
Charleston Battery	40	30	11	12	7	34	36
Seattle Sounders	40	30	10	10	10	37	36
Minnesota Thunder	39	30	10	11	9	40	38
Carolina Railhawks	37	30	9	11	10	34	43
Miami FC Blues	34	30	8	12	10	28	34
Atlanta Silverbacks	34	30	8	12	10	37	50
Portland Timbers	31	30	7	13	10	26	33

* received one point deduction for use of ineligible player

2008 FIRST DIVISION PLAYOFFS

First Round

September 26 & 28

Charleston 0 :: 2 Rochester
 Rochester 0 :: 1 Charleston
 Agg: Rochester 2 :: 1 Charleston

Montreal 1 :: 2 Seattle
 Seattle 1 :: 3 Montreal
 Agg: Montreal 4 :: 3 Seattle

2009 Scoring Leaders

Rank	Points	GP	Player Name	Team
1	29	29	Keita, Mandjou	Portland
2	25	28	Arrieta, Cristian	Puerto Rico
4	25	28	Gbeke, Charles	Vancouver
4	23	26	Menyongar, Johnny	Rochester
5	22	23	Pore, Ryan	Portland
7	22	27	Sanchez, Ricardo	Minnesota
7	20	30	Haber, Marcus	Vancouver
8	18	17	James, Marlon	Vancouver
9	17	22	Addley, Nicholas	Puerto Rico
9	17	25	Brown, Roberto	Montreal
12	17	27	Tarley, Melvin	Minnesota
12	16	12	Richardson, Gregory	Carolina
16	16	17	Terminesi, Marco	Minnesota
14	14	16	Kabwe, Joseph	Carolina
14	14	22	Johnson, Eddie	Austin
14	25	Josten, George	Portland	
14	28	Paladini, Daniel	Carolina	
19	14	29	patterson, Randi	Charleston
13	19	Bundu, Salikeu	Carolina	
13	28	Olum, Lawrence	Minnesota	

2009 Goal Scoring Leaders

Rank	Goals	GP	Player Name	Team
1	12	28	Gbeke, Charles	Vancouver
2	11	26	Menyongar, Johnny	Rochester
2	11	29	Keita, Mandjou	Portland
4	10	23	Pore, Ryan	Portland
4	10	28	Arrieta, Cristian	Puerto Rico
6	9	17	James, Marlon	Vancouver
7	8	22	Addley, Nicholas	Puerto Rico
8	8	27	Tarley, Melvin	Minnesota
8	8	30	Haber, Marcus	Vancouver
10	7		Two players tied	

2009 Assist Leaders

Rank	Assists	GP	Player Name	Team
1	8	27	Sanchez, Ricardo	Minnesota
2	8	29	Knight, Wesley	Vancouver
3	7	29	Keita, Mandjou	Portland
4	6	25	Brown, Kyle	Austin
4	6	28	Ball, John	Rochester
7	6	28	Fitzpatrick, Tiger	Rochester
7	5		Five players tied	

2009 GAA Leaders

Rank	GAAs	GP	Player Name	Team
1	0.279	18	Hudock, Dustin	Charleston
2	0.533	15	Patterson, Caleb	Carolina
3	0.681	28	Cronin, Steve	Portland
4	0.733	15	Reed, Eric	Carolina
5	0.740	27	Gaudette, Bill	Puerto Rico
6	1.127	19	Vallow, Scott	Rochester
7	1.200	30	Nolly, Jay	Vancouver
9	1.200	20	Jordan, Matthew	Montreal
9	1.535	29	Platter, Nicolas	Minnesota
10	1.555	14	Gallardo, Miguel	Austin

*Minimum 1200 minutes played

Minnesota 0 :: 2 Vancouver
 Vancouver 3 :: 4 Minnesota
 Agg: Vancouver 5 :: 4 Minnesota

Semifinals

October 3 & 5

Puerto Rico 0 :: 2 Rochester
 Rochester 0 :: 2 Puerto Rico
 Agg: Puerto Rico 3 :: 2 Rochester
 (Series Overtime)

Vancouver 0 :: 1 Montreal
 Montreal 0 :: 2 Vancouver
 Agg: Vancouver 2 :: 1 Montreal

USL First Division Championship

October 12

Puerto Rico 1 :: 2 Vancouver



USL-1 HISTORY

2007 USL FIRST DIVISION STANDINGS

	Pts	GP	W	L	T	GF	GA
Seattle Sounders	54	28	16	6	6	37	23
Portland Timbers	51	28	14	5	9	32	18
Montreal Impact	50	28	14	6	8	32	21
Atlanta Silverbacks	43	28	12	9	7	40	30
Rochester Raging Rhinos	42	28	12	10	6	39	36
Puerto Rico Islanders	40	28	10	8	10	35	34
Vancouver Whitecaps	39	28	9	7	12	27	24
Carolina RailHawks	32	28	8	12	8	24	34
Miami FC Blues	31	28	9	15	4	31	41
Charleston Battery	30	28	8	14	6	32	39
Minnesota Thunder	26	28	5	12	11	32	35
California Victory	19	28	4	17	7	17	43

2007 FIRST DIVISION PLAYOFFS

Quarterfinals

September 14 & 16

Seattle 2 :: 0 Carolina
 Carolina 0 :: 1 Seattle
 Agg: Seattle 3 :: 0 Carolina

Puerto Rico 2 :: 3 Montreal
 Montreal 0 :: 3 Puerto Rico
 Agg: Puerto Rico 5 :: 3 Montreal

Portland 0 :: 1 Vancouver
 Vancouver 0 :: 3 Portland
 Agg: Portland 3 :: 1 Vancouver

Rochester 1 :: 2 Atlanta
 Atlanta 1 :: 1 Rochester
 Agg: Atlanta 3 :: 2 Rochester

Semifinals

September 21 & 23

Seattle 2 :: 1 Puerto Rico
 Puerto Rico 1 :: 0 Seattle
 Series OT
 Puerto Rico 1 :: 1 Seattle
 Penalties
 Puerto Rico 2 :: 4 Seattle

Portland 1 :: 1 Atlanta
 Atlanta 0 :: 0 Portland
 Series OT
 Atlanta 0 :: 0 Portland
 Penalties
 Atlanta 3 :: 1 Portland

USL First Division Championship

September 29

Atlanta 0 :: 4 Seattle

2006 USL FIRST DIVISION STANDINGS

	Pts	GP	W	L	T	GF	GA
Montreal Impact	51	28	14	5	9	31	15
Rochester Raging Rhinos	50	28	13	4	11	34	21
Charleston Battery	46	28	13	8	7	33	25
Vancouver Whitecaps	46	28	12	6	10	40	28
Miami FC	39	28	11	11	6	47	44
Puerto Rico Islanders	38	28	10	10	8	38	36
Seattle Sounders	37	28	11	13	4	42	48
Atlanta Silverbacks	35	28	10	13	5	36	42
Virginia Beach Mariners	32	28	8	12	8	26	37
Toronto Lynx	32	28	8	12	8	30	36
Portland Timbers	27	28	7	15	6	25	39
Minnesota Thunder	27	28	7	15	6	34	45

2006 FIRST DIVISION PLAYOFFS

First Round

September 15 & 17

Puerto Rico 2 :: 2 Charleston
 Charleston 1 :: 0 Puerto Rico
 Agg: Charleston 3 :: 2 Puerto Rico

September 15 & 17
 Miami 1 :: 4 Vancouver
 Vancouver 2 :: 0 Miami
 Agg: Vancouver 6 :: 1 Miami

Semifinals

September 22 & 24
 Charleston 0 :: 1 Rochester
 Rochester 0 :: 0 Charleston
 Agg: Rochester 1 :: 0 Charleston

Semifinals
 September 22 & 24
 Montreal 0 :: 0 Vancouver
 Vancouver 0 :: 0 Montreal
 Agg: Vancouver 2 :: 0 Montreal (Series Overtime)

USL First Division Championship

September 30

Vancouver 3 :: 0 Rochester

2005 USL FIRST DIVISION STANDINGS

	Pts	GP	W	L	T	GF	GA
Montreal Impact	61	28	18	3	7	37	15
Rochester Raging Rhinos	51	28	15	7	6	45	27
Vancouver Whitecaps	45	28	12	7	9	37	21
Seattle Sounders	44	28	11	6	11	33	25
Portland Timbers	39	28	10	9	9	40	42
Richmond Kickers	39	28	10	9	9	28	30
Puerto Rico Islanders	38	28	10	10	8	46	43
Atlanta Silverbacks	33	28	10	15	3	40	52
Charleston Battery	32	28	9	14	5	27	36
Minnesota Thunder	31	28	7	11	10	37	42
Virginia Beach Mariners	28	28	7	14	7	26	39
Toronto Lynx	17	28	3	17	8	26	50

2005 FIRST DIVISION PLAYOFFS

First Round

September 16 & 18

Vancouver 0 :: 0 Richmond
 Richmond 0 :: 0 Vancouver
 Agg: Richmond 0 :: 0 Vancouver
 Richmond wins in penalties 5-4

Seattle 1 :: 0 Portland
 Portland 0 :: 2 Seattle
 Agg: Portland 0 :: 3 Seattle

Semifinals

September 23 & 25

Montreal 2 :: 2 Seattle
 Seattle 2 :: 1 Montreal
 Agg: Seattle 4 :: 3 Montreal

Rochester 1 :: 3 Richmond
 Richmond 1 :: 1 Rochester
 Agg: Richmond 4 :: 2 Rochester

USL First Division Championship

October 1

Richmond 1 :: 1 Seattle
 Seattle win penalties 4-3



USL-1 HISTORY

2004 A-LEAGUE STANDINGS

Eastern Conference							
Pts	GP	W	L	T	GF	GA	
Montreal Impact	56	28	17	6	5	36	15
Richmond Kickers	54	28	17	8	3	44	29
Syracuse Salty Dogs	50	28	15	8	5	40	29
Rochester Raging Rhinos	48	28	15	10	3	36	32
Atlanta Silverbacks	45	28	14	11	3	41	38
Virginia Beach Mariners	36	28	11	14	3	43	41
Toronto Lynx	32	28	10	16	2	38	50
Charleston Battery	27	28	7	15	6	30	39
Puerto Rico Islanders	21	28	5	17	6	22	48

Western Conference							
Pts	GP	W	L	T	GF	GA	
Portland Timbers	57	28	18	7	3	58	30
Vancouver Whitecaps	47	28	14	9	5	38	29
Minnesota Thunder	45	28	13	9	6	33	23
Seattle Sounders	43	28	13	11	4	40	34
Milwaukee Wave United	40	28	12	12	4	44	48
Edmonton FC	18	28	4	18	6	19	56
Calgary Mustangs	18	28	4	18	6	30	51

2004 EASTERN CONFERENCE PLAYOFFS

Conference Semifinals
 Syracuse 1 :: 0 Richmond
 Richmond 2 :: 1 Syracuse
 (Series aggregate tied 2-2,
 Syracuse advances 5-4 in PKs)

Montreal 1 :: 0 Rochester
 Rochester 0 :: 1 Montreal
 (Montreal wins series 2-0 on aggregate)

Conference Final
 Montreal 2 :: 0 Syracuse
 Syracuse 1 :: 1 Montreal
 (Montreal wins series 3-1 on aggregate)

2003 A-LEAGUE STANDINGS

Eastern Conference							
Northeast Division							
Pts	GP	W	L	T	GF	GA	
Montreal Impact	54	28	16	6	6	40	21
Rochester Raging Rhinos	51	28	15	7	6	55	36
Pittsburgh Riverhounds	49	28	15	9	4	50	41
Syracuse Salty Dogs	38	28	11	12	5	42	38
Toronto Lynx	37	28	11	13	4	29	38

Southeast Division							
Pts	GP	W	L	T	GF	GA	
Charleston Battery	52	28	15	6	7	41	27
Virginia Beach Mariners	47	28	14	9	5	51	34
Richmond Kickers	43	28	12	9	7	41	32
Charlotte Eagles	25	28	6	15	7	29	59
Atlanta Silverbacks	19	28	4	17	7	27	48

Western Conference							
Central Division							
Pts	GP	W	L	T	GF	GA	
Milwaukee Wave United	54	28	18	10	0	61	32
Minnesota Thunder	53	28	17	9	2	44	28
El Paso Patriots	30	28	9	16	3	33	48
Cincinnati Riverhawks *	24	28	9	19	0	38	62
Indiana Blast	11	28	3	23	2	28	67

Pacific Division							
Pts	GP	W	L	T	GF	GA	
Seattle Sounders	53	28	16	7	5	45	24
Vancouver Whitecaps	52	28	15	6	7	45	24
Portland Timbers	47	28	15	11	2	39	33
Team Calgary	15	28	4	21	3	16	62

* Deducted 3 points for use of illegal players

2003 EASTERN CONFERENCE PLAYOFFS

Northeast Division Final
 Montreal 1 :: 2 Rochester
 Rochester 0 :: 0 Montreal
 (Rochester wins series 2-1 on aggregate)

Southeast Division Final
 Charleston 0 :: 1 Virginia Beach
 Virginia Beach 1 :: 4 Charleston
 (Charleston wins series 4-2 on aggregate)

Conference Final
 Charleston 0 :: 0 Rochester
 Rochester 0 :: 1 Charleston
 (Charleston wins series 1-0 on aggregate)

2004 WESTERN CONFERENCE PLAYOFFS

Conference Semifinals
 Minnesota 0 :: 2 Vancouver
 Vancouver 1 :: 0 Minnesota
 (Vancouver wins series 3-0 on aggregate)

Seattle 1 :: 2 Portland
 Portland 0 :: 1 Seattle
 (Series aggregate tied 2-2,
 Seattle advances 3-2 in series overtime)

Conference Final
 Vancouver 0 :: 1 Seattle
 Seattle 1 :: 1 Vancouver
 (Seattle wins series 2-1 on aggregate)

2003 WESTERN CONFERENCE PLAYOFFS

Central Division Final
 Minnesota 0 :: 1 Milwaukee
 Milwaukee 0 :: 2 Minnesota
 (Minnesota wins series 2-1 on aggregate in Series OT)

Northwest Division Final
 Vancouver 0 :: 0 Seattle
 Seattle (6) 1 :: SPK :: 1 (5) Vancouver
 (Series aggregate tied 1-1, Seattle wins 6-5 in Series PK)

Conference Final
 Minnesota 1 :: 0 Seattle
 Seattle 0 :: 1 Minnesota
 (Milwaukee wins series 2-0 on aggregate)

A-League Championship
 Saturday, September 20, 2003

Minnesota 0 :: 3 Charleston



USL-1 HISTORY

2002 A-LEAGUE STANDINGS

Eastern Conference

Northeast Division										
	Pts	GP	W	L	T	GF	GA	GD	BP	
Rochester Raging Rhinos	72	28	17	8	3	38	25	13	1	
Montreal Impact	72	28	16	9	3	39	29	10	5	
Toronto Lynx	48	28	10	13	5	37	35	2	3	
Pittsburgh Riverhounds	41	28	8	15	5	39	44	-5	4	

Southeast Division										
	Pts	GP	W	L	T	GF	GA	GD	BP	
Charleston Battery	89	28	19	3	6	46	16	30	7	
Richmond Kickers	65	28	13	9	6	44	37	7	7	
Atlanta Silverbacks	62	28	13	13	2	47	44	3	8	
Charlotte Eagles	50	28	10	14	4	46	46	0	6	
Hampton Roads Mariners	29	28	6	19	3	25	57	-32	2	

Western Conference

Central Division										
	Pts	GP	W	L	T	GF	GA	GD	BP	
Milwaukee Rampage	75	28	16	7	5	48	29	19	6	
Minnesota Thunder	70	28	14	9	5	55	35	20	9	
Cincinnati Riverhawks*	35	28	8	20	0	35	68	-33	6	
Indiana Blast	29	28	6	18	4	29	67	-38	1	

Pacific Division										
	Pts	GP	W	L	T	GF	GA	GD	BP	
Seattle Sounders	107	28	23	4	1	71	27	44	14	
Portland Timbers	63	28	13	12	3	47	39	8	8	
Vancouver Whitecaps	54	28	11	12	5	41	39	2	5	
El Paso Patriots	54	28	10	11	7	38	48	-10	7	
Calgary Storm	22	28	4	21	3	26	66	-40	3	

Note: Four points for regulation or overtime win, one point for a tie, one bonus point for scoring three or more goals in a game. * Deducted 3 points for use of an illegal player

(Rochester wins 1-0 on aggregate)
 Richmond 1 @ Charleston 2
 Charleston 1 @ Richmond 3
 (Richmond wins 4-3 on aggregate)

Conference Finals

Rochester 1 @ Richmond 1
 Richmond 0 @ Rochester 0
 (Series tied 1-1, Richmond advances 9-8 in pks)

Western Conference

First Round

Minnesota 2 @ El Paso 1
 El Paso 1 @ Minnesota 1
 (Minnesota wins 3-2 on aggregate)

Vancouver 1 @ Portland 0
 Portland 0 @ Vancouver 1
 (Vancouver wins 2-0 on aggregate)

Conference Semifinals

Milwaukee 0 @ Minnesota 0
 Minnesota 1 @ Milwaukee 2
 (Milwaukee wins 2-1 on aggregate)

Seattle 0 @ Vancouver 2
 Vancouver 6 @ Seattle 2
 (Vancouver wins 8-2 on aggregate)

Conference Finals

Milwaukee 0 @ Vancouver 0
 Vancouver 1 @ Milwaukee 1
 (Milwaukee wins 2-1 on aggregate in overtime)

A-League Championship

Saturday, September 28, 2002

Richmond 1 @ Milwaukee 2 - 2OT

2002 A-LEAGUE PLAYOFFS

Eastern Conference

First Round

Montreal 0 @ Charlotte 1
 Charlotte 0 @ Montreal 1
 (Series tied 1-1, Montreal advances 6-5 in pks)

Atlanta 1 @ Richmond 1
 Richmond 2 @ Atlanta 1
 (Richmond wins 2-1 on aggregate)

Conference Semifinals

Rochester 0 @ Montreal 0
 Montreal 0 @ Rochester 1

2001 A-LEAGUE STANDINGS

Central Conference									
	GP	W	L	T	GF	GA	BP	Pts	
Richmond Kickers	26	16	7	3	47	34	9	76	
Charleston Battery	26	16	9	1	51	34	8	73	
Charlotte Eagles	26	14	10	2	50	41	8	66	
Nashville Metros	26	14	10	2	47	46	5	63	
Atlanta Silverbacks	26	13	12	1	48	39	6	59	
Indiana Blast	26	8	18	0	38	55	3	35	
Cincinnati Riverhawks	26	6	20	0	39	80	3	27	

Northern Conference									
	GP	W	L	T	GF	GA	BP	Pts	
Hershey Wildcats	26	16	7	3	45	20	8	75	
Rochester Raging Rhinos	26	16	6	4	43	27	6	74	
Pittsburgh Riverhounds	26	10	12	4	39	39	6	50	
Montreal Impact	26	10	14	2	29	37	3	45	
Connecticut Wolves	26	9	11	6	30	37	1	43	
Toronto Lynx	26	7	16	3	20	41	1	32	
Long Island Rough Riders*	26	6	16	4	31	50	5	31	

Western Conference									
	GP	W	L	T	GF	GA	BP	Pts	
Vancouver Whitecaps	26	16	8	2	44	33	8	74	
San Diego Flash FC	26	14	11	1	55	42	11	68	
Milwaukee Rampage	26	14	10	2	45	40	5	63	
Portland Timbers	26	13	10	3	41	38	7	62	
Seattle Sounders	26	13	12	1	40	39	4	57	
Minnesota Thunder	26	9	15	2	29	34	3	41	
El Paso Patriots	26	8	14	4	39	42	4	40	

Note: Four points for regulation or overtime win, one point for a tie, one bonus point for scoring three or more goals in a game. * Deducted 3 points for use of an illegal player

2001 A-LEAGUE PLAYOFFS CONFERENCE PLAYOFFS

First Round

9/20 Charleston 1 @ Pittsburgh 2
 9/22 Pittsburgh 3 @ Charleston 1
 9/19 Atlanta 0 @ San Diego 2
 9/23 San Diego 2 @ Atlanta 2
 9/20 Charlotte 0 @ Portland 2
 9/22 Portland 3 @ Charlotte 2
 9/19 Milwaukee 3 @ Nashville 2
 9/22 Nashville 1 @ Milwaukee 0
 Milwaukee wins series in penalty kicks

Quarterfinals

9/26 Rochester 1 @ Pittsburgh 2
 9/29 Pittsburgh 0 @ Rochester 3
 9/26 Vancouver 0 @ San Diego 2
 9/29 San Diego 1 @ Vancouver 4
 9/27 Hershey 2 @ Portland 0
 9/29 Portland 0 @ Hershey 1
 9/28 Richmond 1 @ Milwaukee 2
 9/30 Milwaukee 1 @ Richmond 1
 Milwaukee wins series 4-3 in overtime

Semifinals

10/4 Rochester 3 @ Milwaukee 2
 10/6 Milwaukee 0 @ Rochester 1

10/3 Hershey 4 @ Vancouver 0
 10/6 Vancouver 1 @ Hershey 0

A-League Championship

Saturday, October 13, 2000
 Hershey 0 @ Rochester 2



USL-1 HISTORY

2000 A-LEAGUE STANDINGS

Eastern Conference

Atlantic Division											
GP	W	L	T	GF	GA	BP	Pts				
Charleston Battery	28	18	8	2	59	36	13	87			
Richmond Kickers	28	20	7	1	42	25	3	84			
Hershey Wildcats	28	15	10	3	49	30	7	70			
Hampton Roads Mariners	28	14	12	2	44	38	4	62			
Raleigh Capital Express	28	12	12	4	48	52	6	58			
Atlanta Silverbacks	28	11	14	3	51	42	8	55			
Pittsburgh Riverhounds	28	10	14	4	41	43	5	49			
Northeast Division											
GP	W	L	T	GF	GA	BP	Pts				
Long Island Rough Riders	28	16	9	3	54	36	9	76			
Rochester Raging Rhinos	28	17	9	2	42	24	5	75			
Toronto Lynx	28	13	11	4	35	30	3	59			
Montreal Impact	28	12	13	3	34	41	3	54			
Boston Bulldogs*	28	9	16	3	32	41	3	39			
Connecticut Wolves	28	1	19	8	22	57	1	13			

Western Conference

Central Division											
GP	W	L	T	GF	GA	BP	Pts				
Minnesota Thunder	28	20	4	4	74	30	15	99			
Milwaukee Rampage	28	18	9	1	69	47	16	89			
Indiana Blast	28	9	15	4	40	57	5	45			
U.S. Pro-40*	28	8	19	1	35	60	3	33			
Tennessee Rhythm	28	6	22	0	36	103	1	25			
Cincinnati Riverhawks	28	2	23	3	25	80	2	13			
Pacific Division											
GP	W	L	T	GF	GA	BP	Pts				
Seattle Sounders	28	18	7	3	56	38	10	85			
San Diego Flash	28	16	9	3	54	32	8	75			
Vancouver 86ers	28	14	11	3	62	41	11	70			
El Paso Patriots	28	12	14	2	48	50	7	57			
Bay Area Seals	28	12	13	3	42	53	5	56			
Orange County Waves	28	12	15	1	44	52	6	55			

* - Boston received a three-point deduction due to the use of ineligible players; U.S. Pro-40 received a three-point deduction due to the use of ineligible players

Conference Semifinals

Richmond 0 @ Toronto 1
 Toronto 1 @ Richmond 0
 (Toronto wins 2-0 on aggregate)
 Charleston 0 @ Rochester 2
 Rochester 1 @ Charleston 0
 (Rochester wins 3-0 on aggregate)

Conference Finals

Rochester 1 @ Toronto 1
 Toronto 0 @ Rochester 1
 (Rochester wins 2-1 on aggregate)

Western Conference

Conference Quarterfinals

El Paso 2 @ Milwaukee 3 (OT)
 Indiana 0 @ Minnesota 7
 Vancouver 1 (5) @ San Diego 1 (4) PK
 Bay Area 1 @ Seattle 2

Conference Semifinals

Minnesota 0 @ Vancouver 3
 Vancouver 0 (0) @ Minnesota 3 (1) OT
 (Minnesota wins 4-3 on aggregate in OT)
 Seattle 1 @ Milwaukee 2
 Milwaukee 2 @ Seattle 1
 (Milwaukee wins 4-2 on aggregate)

Conference Finals

Minnesota 4 @ Milwaukee 3
 Milwaukee 0 @ Minnesota 5
 (Minnesota wins 9-3 on aggregate)

2000 A-LEAGUE PLAYOFFS

Eastern Conference

Conference Quarterfinals

Toronto 2 @ Long Island 1
 Hampton Roads 1 @ Richmond 2 (OT)
 Raleigh 0 @ Charleston 1
 Hershey 2 @ Rochester 4

A-League Championship

Saturday, September 30, 2000
 Minnesota 1 @ Rochester 3

1999 A-LEAGUE STANDINGS

Western Conference

Pacific Division												
GP	W	L	SW	GF	GA	BP	Pts	HmA	L10			
San Diego Flash	28	20	8	2	65	30	11	90	13-2-6	7-3		
Vancouver 86ers	28	19	9	2	77	31	10	84	11-6-5	8-2		
Seattle Sounders	28	19	9	3	56	36	10	81	10-9-4	9-1		
Orange County Zodiac	28	17	11	4	59	49	10	73	10-9-6	6-4		
El Paso Patriots	28	12	16	0	49	59	6	55	8-7-9	5-5		
San Francisco Bay Seals	28	9	19	2	38	53	5	41	6-9-10	3-7		
Team Sacramento	28	0	28	0	16	91	0	1	0-18-13	0-10		
Central Division												
GP	W	L	SW	GF	GA	BP	Pts	HmA	L10			
Minnesota Thunder	28	22	6	4	57	17	6	88	12-30-3	8-2		
U.S. Pro-40	28	17	11	2	44	46	4	66	0-0-17-11	3-7		
New Orleans Storm	28	14	14	0	56	61	11	66	9-6-8-8	4-6		
Indiana Blast	28	13	15	2	43	51	5	55	0-6-9-9	7-3		
Milwaukee Rampage	28	13	15	2	44	49	5	54	9-6-4-9	4-6		
Tennessee Rhythm	28	11	17	2	44	52	6	49	9-6-11	3-7		
Cincinnati Riverhawks	28	7	21	2	45	71	7	34	4-18-10	1-9		

Eastern Conference

Northeast Division												
GP	W	L	SW	GF	GA	BP	Pts	HmA	L10			
Rochester Raging Rhinos	28	22	6	2	47	20	7	92	11-31-3	6-4		
Staten Island Vipers	28	19	9	2	52	31	9	82	9-5-10-4	7-3		
Long Island Rough Riders	28	18	10	3	57	44	8	74	11-3-7	6-4		
Pittsburgh Riverhounds	28	16	12	1	63	43	9	72	10-6-8	6-4		
Lehigh Valley Steam	28	15	13	2	42	44	6	63	10-6-9	6-4		
Boston Bulldogs	28	12	16	0	49	36	8	61	6-8-8-8	5-5		
Toronto Lynx	28	12	16	1	31	37	2	51	8-6-10	5-5		
Connecticut Wolves	28	7	21	0	32	68	5	34	4-10-11	1-9		

Atlantic Division

GP	W	L	SW	GF	GA	BP	Pts	HmA	L10			
Hershey Wildcats	28	17	11	2	54	33	10	75	11-8-8	7-3		
Richmond Kickers	28	17	1	3	51	44	6	69	9-5-8-6	3-7		
Charleston Battery	28	15	13	1	50	34	6	68	9-5-8-8	5-5		
Atlanta Silverbacks	28	15	13	3	43	39	6	62	9-5-8-8	6-4		
Jacksonville Cyclones	28	13	15	1	51	61	9	59	7-6-8-8	3-7		
Hampton Roads Mariners	28	15	13	5	46	40	5	57	9-6-6-7	8-2		
Raleigh Express	28	11	17	2	32	50	5	47	6-8-5-9	5-5		
Maryland Mania	28	3	25	1	16	85	2	13	1-12-12	1-9		

1999 A-LEAGUE PLAYOFFS

Conference Quarterfinals

(Single-game series)
 Tuesday, September 28, 1999
 Pittsburgh 0 @ Rochester 2
 (Rochester wins series 2-1)
 Friday, September 10, 1999
 Lehigh Valley 1 @ Rochester 2
 El Paso 1 @ San Diego 3
 U.S. Pro-40 3 @ Vancouver 1

Tuesday, September 28, 1999
 Pittsburgh 0 @ Rochester 2
 (Rochester wins series 2-1)

Conference Finals

(Best-of-three series)

Saturday, September 11, 1999
 Richmond 2 @ Staten Island 3 (OT)
 Charleston 2 @ Hershey 3
 Pittsburgh 4 @ Long Island 3
 New Orleans 0 @ Minnesota 4
 Orange County 3 @ Seattle 6

Saturday, October 2, 1999
 San Diego 1 @ Minnesota 4

Sunday, October 3, 1999
 Rochester 1 @ Hershey 2

Conference Semifinals

(Best-of-three series)
 Thursday, September 16, 1999
 Staten Island 0 @ Hershey 2

Thursday, October 7, 1999
 Minnesota 2 @ San Diego 1
 (Minnesota wins series 2-0)

Saturday, October 9, 1999
 Hershey 0 @ Rochester 1

Saturday, September 18, 1999
 Pittsburgh 2 @ Rochester 6
 Staten Island 0 @ Hershey 2
 (Hershey wins series 2-0)
 U.S. Pro-40 0 @ Minnesota 1 (OT)
 Seattle 0 @ San Diego 6

Monday, October 11, 1999
 Hershey 1 @ Rochester 3
 (Rochester wins series 2-1)

Monday, September 20, 1999
 U.S. Pro-40 0 @ Minnesota 2
 (Minnesota wins series 2-0)

A-League Championship Game

Saturday, October 16, 1999
 Rochester 1 @ Minnesota 2

Saturday, September 25, 1999
 Rochester 0 @ Pittsburgh 1
 San Diego 1 @ Seattle 0
 (San Diego wins series 2-0)



USL-1 HISTORY

1998 A-LEAGUE STANDINGS

Eastern Conference

Northeast Division		GP	W	L	GF	GA	Pts	SW	SL
Rochester Raging Rhinos		28	24	4	72	15	70	1	1
Montreal Impact		28	21	7	47	33	47	8	2
Staten Island Vipers		28	16	12	46	37	46	1	1
Long Island Rough Riders		28	17	11	46	35	45	3	1
Worcester Wildfire		28	12	16	37	50	32	2	2
Toronto Lynx		28	9	19	27	42	25	1	2
Connecticut Wolves		28	7	21	32	57	11	5	3
Atlantc Division		GP	W	L	GF	GA	Pts	SW	SL
Richmond Kickers		28	21	7	48	22	57	3	2
Hershey Wildcats		28	19	9	51	31	53	2	1
Hampton Roads Mariners		28	16	12	44	39	46	1	3
Charleston Battery		28	12	16	37	40	34	1	1
Jacksonville Cyclones		28	10	18	36	53	30	0	2
Atlanta		28	7	21	31	67	21	0	1
Raleigh Flyers		28	5	23	31	66	15	0	2

Western Conference

Pacific Division		GP	W	L	GF	GA	Pts	SW	SL
San Diego Flash		28	21	7	58	23	61	1	1
Seattle Sounders		28	18	10	63	28	52	1	0
Orange County Zodiak		28	16	12	49	43	46	1	3
Vancouver 86ers		28	15	13	55	42	41	2	1
U.S. Pro 40		28	11	17	48	65	31	0	0
San Francisco Bay Seals		28	10	18	31	47	28	1	5
California Jaguars		28	6	22	32	95	15	0	1
Central Division		GP	W	L	GF	GA	Pts	SW	SL
Nashville Metros		28	20	8	70	31	56	2	1
Minnesota Thunder		28	19	9	52	33	51	3	1
Milwaukee Rampage		28	17	11	61	39	49	1	3
New Orleans Storm		28	15	13	53	50	43	1	1
Cincinnati Riverhawks		28	11	17	48	65	33	0	0
El Paso Patriots		28	12	16	51	54	30	3	1
Albuquerque Geckos		28	5	23	39	100	15	0	1

1997 A-LEAGUE STANDINGS

Eastern Conference

Northeast Division		GP	W	L	GF	GA	Pts	SW	SL
Montreal Impact		28	21	7	58	19	61	1	1
Long Island Rough Riders		28	16	12	44	36	42	3	2
Rochester Raging Rhinos		28	14	14	56	47	42	0	5
Toronto Lynx		28	14	14	44	43	38	2	0
Connecticut Wolves		28	12	16	31	45	28	4	1
Worcester Wildfire		28	7	21	26	61	19	1	2

Atlantic Division		GP	W	L	GF	GA	Pts	SW	SL
Hershey Wildcats		28	19	9	56	33	55	1	1
Carolina Dynamo		28	18	10	63	33	50	2	2
Richmond Kickers		28	15	13	41	35	45	0	2
Charleston Battery		28	12	16	39	50	32	2	3
Raleigh Flyers		28	12	16	34	52	28	4	3
Jacksonville Cyclones		28	5	23	28	73	13	1	1

Western Conference

Pacific Division		GP	W	L	GF	GA	Pts	SW	SL
California Jaguars		28	18	10	48	34	52	1	0
Seattle Sounders		28	18	10	42	29	50	2	3
Colorado Foxes		28	16	12	55	49	46	1	2
Vancouver 86ers		28	16	12	50	29	46	1	1
Orange County Zodiak		28	11	17	35	62	31	1	0
El Paso Patriots		28	8	20	30	50	18	3	3

Central Division		GP	W	L	GF	GA	Pts	SW	SL
N.O. Riverboat Gamblers		28	16	12	45	42	42	3	2
Nashville Metros		28	17	11	42	34	37	7	2
Milwaukee Rampage		28	14	14	33	36	36	3	2
Orlando Sundogs		28	12	16	39	40	36	0	4
Minnesota Thunder		28	13	15	22	30	35	2	5
Atlanta Ruckus		28	12	16	39	48	30	3	1

1997 A-LEAGUE PLAYOFFS

Eastern Conference

Northeast Division

Semifinals

Long Island def. Rochester (1-0 (SO), 2-1 (SO))
Montreal def. Toronto (2-1, 4-0)

1998 A-LEAGUE PLAYOFFS

Eastern Conference

Quarterfinals

Rochester 3, Charleston 0
Hershey 2, Hampton Roads 1 (SO)
Montreal 3, Staten Island 1
Richmond 1, Long Island 0 (SO)

Semifinals

Hershey def. Richmond (1-0 (SO), 4-2)
Rochester def. Montreal (3-2 (SO), 4-1)

Final

Rochester def. Hershey (3-1, 1-0)

Western Conference

Quarterfinals

San Diego 4, Vancouver 1
New Orleans 3, Nashville 2 (SO)
Minnesota 5, Milwaukee 1
Seattle 2, Orange County 1

Semifinals

Minnesota defeated Seattle (2-1, 2-1)
San Diego def. New Orleans (2-1, 4-3 (SO))

Final

Minnesota def. San Diego (2-1, 2-1)

A-League Final

Rochester 3, Minnesota 1

Final

Long Island def. Montreal (2-1, 0-2, 1-0 (SO))

Atlantic Division

Semifinals

Carolina def. Richmond (2-1, 1-4, 1-0 (SO))
Charleston def. Hersey (2-1 (SO), 1-2 (SO), 1-0 (SO))

Final

Carolina def. Charleston (3-4 (SO), 2-1, 1-0)

Western Conference

Central Division

Semifinal

Milwaukee def. Nashville (2-1, 3-0)
New Orleans def. Orlando (2-1, 6-2)

Final

Milwaukee def. New Orleans (2-1 (OT), 4-3)

Pacific Division

Semifinals

Seattle def. Colorado (3-0, 2-0)
Vancouver def. California (4-1, 3-2 (SO))

Final

Vancouver def. Seattle (3-0, 0-1 (SO), 2-1 (SO))

Semifinals

Milwaukee def. Van. (3-1, 0-1, 1-0 (SO))
Carolina def. Long Island (2-1, 2-0)

Final

Milwaukee 2, Carolina 1 (SO)

A-League Championship

September 18

Seattle 0 :: 2 Montreal



USL-1 HISTORY

1996 AMERICAN PROFESSIONAL SOCCER LEAGUE STANDINGS

	GP	W	L	GF	GA	Pts
Montreal Impact	27	21	6	40	18	55
Colorado Foxes	27	16	11	55	33	44
Seattle Sounders	27	16	11	35	25	40
Rochester Raging Rhinos	27	14	13	44	42	36
Vancouver 86ers	27	13	14	38	38	33
New York Fever	27	9	18	30	40	21
Atlanta Ruckus	22	3	19	14	60	9

1995 AMERICAN PROFESSIONAL SOCCER LEAGUE STANDINGS

	GP	W	L	GF	GA	Pts	SW	SL
Montreal Impact	24	17	7	47	27	51	1	1
Seattle Sounders	24	18	6	40	24	51	5	2
Vancouver 86ers	24	10	14	38	43	33	0	3
Atlanta Ruckus	24	13	11	29	41	32	8	1
Colorado Foxes	24	8	16	35	41	29	1	6
New York Centaurs	24	6	18	21	39	20	1	3

1994 AMERICAN PROFESSIONAL SOCCER LEAGUE STANDINGS

	GP	W	L	GF	GA	Pts	SW	SL
Seattle Sounders	20	14	6	38	16	121	0	1
Los Angeles Salsa	20	12	8	36	22	106	1	2
Montreal Impact	20	12	8	27	18	106	2	1
Colorado Foxes	20	12	8	26	26	93	2	0
Ft Lauderdale Strikers	20	8	12	23	33	72	2	3
Vancouver 86ers	20	7	13	25	41	65	1	1
Toronto Rockets	20	5	11	14	33	44	0	0

1993 AMERICAN PROFESSIONAL SOCCER LEAGUE STANDINGS

	GP	W	L	GF	GA	Pts	SW	SL
Vancouver 86ers	24	15	9	43	35	126	2	1
Colorado Foxes	24	15	9	40	34	121	3	0
Tampa Bay Rowdies	24	12	12	35	47	118	0	1
Los Angeles Salsa	24	12	12	41	37	109	3	3
Toronto Blizzard	24	10	14	35	41	96	0	2
Ft Lauderdale Strikers	24	9	15	39	52	93	1	3
Montreal Impact	24	11	13	28	33	90	2	1

1992 AMERICAN PROFESSIONAL SOCCER LEAGUE STANDINGS

	GP	W	L	GF	GA	Pts
Colorado Foxes	16	11	5	27	18	89
Tampa Bay Rowdies	16	10	6	35	26	87
San Fran. Bay Blackhawks	16	8	8	29	27	73
Fort Lauderdale Strikers	16	7	9	26	24	61
Miami Freedom	16	4	12	17	39	43

1991 AMERICAN PROFESSIONAL SOCCER LEAGUE STANDINGS

American Conference	GP	W	L	GF	GA	Pts
Fort Lauderdale Strikers	21	15	6	43	23	117
Albany Capitals	21	10	11	27	32	92
Tampa Bay Rowdies	21	8	13	26	27	69
Penn-Jersey Spirit	21	6	15	28	52	61
Miami Freedom	21	6	15	20	53	52
Western Conference	GP	W	L	GF	GA	Pts
Maryland Bays	21	19	2	55	23	158
S.F. Bay Blackhawks	21	17	4	37	17	126
Colorado Foxes	21	13	8	37	28	111

1996 APSL PLAYOFFS

Semifinals

Seattle def. Colorado (2-1)
Rochester def. Montreal (2-1)

Final

Seattle 2, Rochester 0

1995 APSL PLAYOFFS

Semifinals

Seattle def. Vancouver (1-0, 1-0 (SO))
Atlanta def. Montreal (2-1 (SO), 0-3, 1-0 (SO))

Final

Seattle def. Atlanta (1-2 (SO), 3-0, 2-1 (SO))

1994 APSL PLAYOFFS

Semifinals

Colorado def. Seattle (2-0, 1-4, 1-0 (SO))
Montreal def. Los Angeles (2-1, 0-3, 1-0 (SO))

Final

Montreal 1, Colorado 0

1993 APSL PLAYOFFS

Semifinals

Los Angeles 3, Vancouver 2 (SO)
Colorado 1, Tampa Bay 0

Final

Colorado 3, Los Angeles 1 (OT)

1992 APSL PLAYOFFS

Semifinals

Tampa Bay 2, San Francisco Bay 1
Colorado 3, Fort Lauderdale 2 (SO)

Final

Colorado 1, Tampa Bay 0

1991 APSL PLAYOFFS

Semifinals

Albany def. Maryland (2-1 OT, 1-2, 1-0 (PK))
S.F. Bay def. Ft. Lauderdale (1-0 OT, 1-0 OT)

Final

S.F. Bay def. Albany (1-3, 2-0, 1-0 (PK))



USL-1 HISTORY

1990 WESTERN SOCCER LEAGUE STANDINGS

WSL Conference

North	GP	W	L	GF	GA	Pts
S.F. Bay Blackhawks	20	13	7	39	30	104
Salt Lake Sting	20	12	8	39	34	104
Colorado Foxes	20	14	6	22	12	100
Portland Timbers	20	10	10	42	26	99
Seattle Storm	20	10	10	42	35	93
South	GP	W	L	GF	GA	Pts
California Emporers	20	10	10	35	32	89
L.A. Heat	20	11	9	39	29	87
Real Santa Barbara	20	10	10	33	35	85
San Diego Nomads	20	8	12	22	28	67
New Mexico Chiles	20	7	13	25	45	61
Arizona Condors	20	5	15	29	51	59

ASL Conference

North	GP	W	L	GF	GA	Pts
Maryland Bays	20	15	5	42	29	44
Albany Capitals	20	14	6	35	22	42
Penn-Jersey Spirit	20	13	7	34	23	39
Boston Bolts	20	9	11	27	27	28
Washington Stars	20	7	13	24	28	22
New Jersey Eagles	20	6	14	21	38	17
South	GP	W	L	GF	GA	Pts
Fort Lauderdale Strikers	20	15	5	38	22	45
Tampa Bay Rowdies	20	10	10	32	39	29
Orlando Lions	20	8	12	25	30	24
Miami Freedom	20	8	12	27	29	24
Washington Diplomats	20	5	15	22	40	16

1990 PLAYOFFS

WSL Playoffs

First Round
 L.A. def. Santa Barbara (0-1, 2-1, 1-0)
 Colorado def. Salt Lake (2-0, 4-1)

Semifinals

L.A. 2, California 0
 San Francisco Bay 2, Colorado 1

Final

S.F. Bay def. L.A. (0-2, 2-1 (PK), 1-0)

ASL Playoffs

Semifinals

Fort Lauderdale def. Albany (3-2, 2-0)
 Maryland def. Tampa Bay (2-1 OT, 4-1)

Final

Maryland def. Fort Lauderdale (3-2, 2-0)

APSL Final

Maryland 2, San Francisco Bay 1

1989 WESTERN SOCCER LEAGUE STANDINGS

North	GP	W	L	GF	GA	Pts
S.F. Bay Blackhawks	16	11	5	37	26	98
Portland Timbers	16	11	5	32	15	92
Seattle Storm	16	10	6	32	23	87
Sacramento Senators	16	3	13	20	43	40
South	GP	W	L	GF	GA	Pts
San Diego Nomads	16	12	4	30	18	99
L.A. Heat	16	10	6	35	19	81
Real Santa Barbara	16	5	11	20	35	51
Arizona Condors	16	5	11	25	39	50
California Kickers	16	5	11	17	30	42

1989 AMERICAN SOCCER LEAGUE STANDINGS

Northern Division	GP	W	L	GF	GA	Pts
Washington Stars	20	14	6	19	14	37
Boston Bolts	20	13	7	27	19	37
Albany Capitals	20	11	9	29	19	36
Maryland Bays	20	9	11	28	32	27
New Jersey Eagles	20	6	14	21	35	21
Southern Division	GP	W	L	GF	GA	Pts
Tampa Bay Rowdies	20	12	8	32	25	35
Fort Lauderdale Strikers	20	12	8	33	25	35
Washington Diplomats	20	11	9	32	26	33
Orlando Lions	20	9	11	25	20	30
Miami Sharks	20	3	17	20	51	9

1989 WSL & ASL PLAYOFFS

WSL Playoffs

Semifinals

San Francisco Bay 2, L.A. 1 (PK)
 San Diego 2, Portland 1

Final

San Diego 1, San Francisco Bay 0

ASL Playoffs

Semifinals

Boston def. Tampa Bay (2-0)
 Fort Lauderdale def. WA Stars (2-0)

Final

Fort Lauderdale def. Boston (2-1)

WSL-ASL Final

Fort Lauderdale 3, San Diego 1





USL-1 HISTORY

1988 WESTERN SOCCER LEAGUE STANDINGS

	GP	W	L	GF	GA	Pts
Seattle Storm	12	10	2	25	10	83
San Diego Nomads	12	9	3	23	17	76
San Jose Earthquakes	12	7	5	20	19	61
L.A. Heat	12	7	5	20	17	61
California Kickers	12	3	9	17	28	35
F.C. Portland	12	1	11	16	32	22

1988 AMERICAN SOCCER LEAGUE STANDINGS

Northern Division	GP	W	L	GF	GA	Pts
New Jersey Eagles	20	15	5	39	24	45
Maryland Bays	20	12	8	32	31	36
Washington Stars	20	11	9	31	28	33
Boston Bolts	20	9	11	31	33	27
Albany Capitals	20	7	13	26	35	21
Southern Division	GP	W	L	GF	GA	Pts
Fort Lauderdale Strikers	20	14	6	46	25	42
Washington Diplomats	20	10	10	27	30	30
Tampa Bay Rowdies	20	10	10	23	21	30
Orlando Lions	20	8	12	21	31	24
Miami Sharks	20	4	16	24	42	12

1988 WSL PLAYOFFS

Semifinals

San Jose 2, San Diego 1 (PK)

Final

Seattle 5, San Jose 1

1988 ASL PLAYOFFS

Semifinals

WA, Diplomats def. New Jersey (2-1)

Fort Lauderdale def. Maryland (2-1)

Final

WA Diplomats def. Ft. Lauderdale (2-0)

1987 WESTERN SOCCER ALLIANCE STANDINGS

	GP	W	L	GF	GA	Pts
San Diego Nomads	10	6	4	17	9	31
F.C. Seattle Storm	10	5	5	16	14	31
San Jose Earthquakes	10	5	5	21	13	31
L.A. Heat	10	5	5	9	16	24
F.C. Portland	10	5	5	9	15	24
California Kickers	10	4	6	11	16	23

1987 PLAYOFFS

Semifinal

San Jose 3, Seattle 0

Final

San Diego 3, San Jose 1

1986 WESTERN SOCCER ALLIANCE STANDINGS

	GP	W	L	T	GF	GA	Pts
Hollywood Kickers	14	8	2	4	21	13	28
F.C. Seattle Storm	14	6	6	2	20	19	20
F.C. Portland	14	6	6	2	19	22	20
L.A. Heat	14	4	5	5	15	14	17
San Diego Nomads	14	4	6	4	18	20	16
San Jose Earthquakes	14	3	7	4	23	32	13
Edmonton Brick Men	14	3	8	3	18	28	12

1985 WESTERN SOCCER ALLIANCE CHALLENGE SERIES

	GP	W	L	T	GF	GA	Pts
San Jose Earthquakes	7	4	2	1	10	9	13
F.C. Seattle	7	3	3	1	16	11	10
Victoria Riptides	7	3	3	1	13	13	10
F.C. Portland	7	1	4	2	8	16	5





USL-2 HISTORY

2010 USL Second Division Honors

MVP: Lamar Neagle
Scoring Champion: Lamar Neagle
Goal Scoring Champion: Lamar Neagle
Assist Leader: Mike Burke
 Tom Heinemann
GAA Champion: Ronnie Pascale
Rookie of the Year: Jeremy Deighton
Goalkeeper of the Year: Hunter Gilstrap
Defender of the Year: Shintaro Harada
Coach of the Year: Mike Anhaeuser
Executive of the Year: Shelley Sowers
Organization of the Year:

Charleston
 Charleston
 Charleston
 Richmond
 Charleston
 Richmond
 Pittsburgh
 Pittsburgh
 Pittsburgh
 Charleston
 Richmond
 Charleston

2009 USL Second Division Honors

MVP: Jamie Watson
Scoring Champion: Jamie Watson
Goal Scoring Champion: Matthew Delicate
Assist Leader: Kenny Bundy
GAA Champion: Chase Harrison
Rookie of the Year: Tiyi Shiplane
Goalkeeper of the Year: Ronnie Pascale
Defender of the Year: Yomby William
Coach of the Year: David Irving
Executive of the Year: Pete Medd
Organization of the Year:

Wilmington
 Wilmington
 Richmond
 Wilmington
 Harrisburg
 Harrisburg
 Richmond
 Richmond
 Wilmington
 Baltimore
 Richmond

2008 USL Second Division Honors

MVP: Dustin Swinehart
Scoring Champion: Dustin Swinehart
Goal Scoring Champion: Dustin Swinehart
Assist Leader: Mike Burke
GAA Champion: Eric Reed
Rookie of the Year: Stanley Nyazamba
Goalkeeper of the Year: Terry Boss
Defender of the Year: Mark Schulte
Coach of the Year: Mark Steffens
Executive of the Year: Tom Engstrom
Organization of the Year:

Charlotte
 Charlotte
 Charlotte
 Richmond
 Cleveland
 Richmond
 Charlotte
 Cleveland
 Charlotte
 Charlotte
 Cleveland

2007 USL Second Division Honors

MVP: Mike Burke
Scoring Champion: Jacob Coggins
Goal Scoring Champion: Jacob Coggins
Assist Leader: Mike Burke
GAA Champion: Hunter Gilstrap
Rookie of the Year: Stephen Astwood
Goalkeeper of the Year: Ronnie Pascale
Defender of the Year: Mark Schulte
Coach of the Year: Martin Reiss
Executive of the Year: Mark Gennisbauer
Organization of the Year:

Richmond
 Charlotte
 Charlotte
 Richmond
 Cleveland
 Bermuda
 Richmond
 Cleveland
 Cleveland
 Cleveland
 Richmond

2006 USL Second Division Honors

MVP: Robert Szejemba
Scoring Champion: Robert Szejemba
Goal Scoring Champion: Robert Szejemba
Assist Leader: Chris Carnien
Goalkeeper of the Year: Ronnie Pascale
Rookie of the Year: Nowaf Jaman
Defender of the Year: Gary Sullivan
Coach of the Year: Jon Pickup
Executive of the Year: Tom Engstrom
Organization of the Year:

Richmond
 Richmond
 Richmond
 Richmond
 Richmond
 Cincinnati
 Cincinnati
 Cincinnati
 Cincinnati
 Charlotte
 Richmond

2005 USL Second Division Honors

MVP: Jacob Coggins
Scoring Champion: Jacob Coggins
Goal Scoring Champion: Jacob Coggins
Assist Leader: Neil Krause
Goalkeeper of the Year: Chris McClellan
Rookie of the Year: Chad Severs
Defender of the Year: Josh Rife
Coach of the Year: Bill Becher
Executive of the Year: Rick Andre
Organization of the Year:

Charlotte
 Charlotte
 Charlotte
 Western Mass
 Charlotte
 Harrisburg
 Charlotte
 Harrisburg
 Harrisburg
 Western Mass
 Harrisburg

2004 USL Pro Soccer League Honors

MVP: Jacob Coggins
Scoring Champion: Jacob Coggins
Goal Scoring Champion: Jacob Coggins
Assist Leader: Dustin Swinehart
Goalkeeper of the Year: Chad Sackett
Rookie of the Year: Said Ali
Defender of the Year: Tim Karalexis
Coach of the Year: Mark Steffens
Executive of the Year: Tom Engstrom
Organization of the Year:

Charlotte
 Charlotte
 Charlotte
 Charlotte
 Charlotte
 Utah
 Pittsburg
 Wilmington
 Charlotte
 Charlotte
 Charlotte

2003 USL Pro Select League Honors

MVP: Rob Jachym
Scoring Champion: Rob Jachym
Goal Scoring Champion: Rob Jachym
Assist Leader: James Proctor
Goalkeeper of the Year: Chad Sackett
Rookie of the Year: Anthony Bussard
Defender of the Year: David Palmer
Coach of the Year: Joe Brown
Executive of the Year: Derek Yerdon
Organization of the Year:

Western Mass
 Western Mass
 Western Mass
 Western Mass
 Utah
 California
 Carolina
 Carolina
 Wilmington
 Wilmington

2002 D3 Pro League Honors

MVP: Julio-Cesar Dos Santos
Scoring Champion: Julio Cesar Dos Santos
Goal Scoring Champion: Julio Cesar Dos Santos
Assist Leader: James Proctor
Goalkeeper of the Year: Nathan Kipp
Rookie of the Year: Carlos Sousa
Defender of the Year: Steve Danbusky
Coach of the Year: Chris Agnello
Executive of the Year: Joe Brown
Organization of the Year:

New Jersey
 New Jersey
 New Jersey
 Western Mass
 Carolina
 Connecticut
 Connecticut
 Utah
 Carolina
 Wilmington

2001 D3 Pro League Honors

MVP: Fadi Afash
Scoring Champion: Mark Manganello
Goal Scoring Champion: Fadi Afash
Assist Leaders: BJ McNicol
GAA Champion: Walter Valesky
Goalkeeper of the Year: JJ Wozniak
Rookie of the Year: Manuel Brasil
Defender of the Year: Luciano Faciolongo
Coach of the Year: Steve Nicol
Executive of the Year: Rick Andre
Organization of the Year:

Utah
 Rhode Island
 Utah
 Utah
 Wilmington
 Stanislaus
 Stanislaus
 Stanislaus
 Boston
 Western Mass
 Wilmington

2000 D3 Pro League Honors

MVP: Julio-Cesar Dos Santos
Scoring Champion: Julio-Cesar Dos Santos
Goal Scoring Champion: Julio-Cesar Dos Santos
Assist Leader: Harold Calvo
Goalkeeper of the Year: Joe Munoz
Rookie of the Year: Matt Nelson
Defender of the Year: Fadi Afash
Coach of the Year: Adolfo Ovalle
Executive of the Year: Robert McCourt
Organization of the Year: Tom Engstrom

New Jersey
 New Jersey
 New Jersey
 Arizona
 Chico
 Cape Cod
 Stanislaus
 Stanislaus
 Utah
 New Jersey
 Charlotte
 Utah

1999 D3 Pro League Honors

MVP: Luis Orellana
Scoring Champion: Luis Orellana, 56
Goal Scoring Champion: Luis Orellana, 24
Assist Leader: Gabriel Gentile, 13
Goalkeeper of the Year: Christopher Lewis
Rookie of the Year: Brandon Hearron
Defender of the Year: Toyé Oshonyi
Coach of the Year: Paul 'Archie' Moylan
Executive of the Year: Shawn Kowalewski
Organization of the Year:

Chico
 Chico
 Chico
 Texas
 Wilmington
 Chico
 Roanoke
 Reading
 Wilmington
 Western Mass

1998 D3 Pro League Honors

MVP: Luis Orellana
Scoring Champion: Luis Orellana, 39
Goal Scoring Champion: Michael Butler, 39
Assist Leader: Luis Orellana, 15
Goalkeeper of the Year: Michael Butler, 15
Rookie of the Year: Virgil Stevens, 12
Defender of the Year: Gabe Jones, 12
Coach of the Year: Daniel Britton
Executive of the Year: Michael Butler
Organization of the Year: Lovelace Ackah
 Mate Kozul

Chico
 Chico
 Western Mass
 Chico
 Western Mass
 Tulsa
 Austin
 Roanoke
 Western Mass
 Chicago
 Arizona

1997 D3 Pro League Honors

MVP: Orett Prendergast
Scoring Champion: Orett Prendergast, 61
Goal Scoring Champion: Orett Prendergast, 29
Assist Leader: Luis Orellana, 15
Goalkeeper of the Year: J.J. Wozniak
Rookie of the Year: Gabe Eastman
Defender of the Year: Omid Namazi
Coach of the Year: Tom Simpson

Florida
 Florida
 Florida
 Chico
 San Francisco
 Stanislaus
 New Jersey
 San Francisco

1996 Pro League Honors

MVP: Craig Beeson
Scoring Champion: Philbert Jones, 46
Goal Scoring Champion: Patrick Oalere, 20
Assist Leader: James DeBuse, 15

Everett
 Charlotte
 Charleston
 New Hampshire



USL-2 HISTORY

Goalkeeper of the Year: Chris Carmiendo
Rookie of the Year: Juan Sasoque
Coach of the Year: Alan Dicks
Organization of the Year:

1996 Select League Honors MVP: Dan Stebbins
Scoring Champion: Dan Stebbins
Goal Scoring Champion: Dan Stebbins
Assist Leader: Oswaldo Ortiz
Goalkeeper of the Year: Scott Garlick
Rookie of the Year: Luis Murillo
Coach of the Year: Alan Dicks
Organization of the Year:

Hawaii
 Dallas/Ft Worth
 Carolina
 Reading

Milwaukee
 Milwaukee
 Milwaukee
 Tampa Bay
 Carolina
 Tampa Bay
 Carolina
 Minnesota

1995 Pro League Honors MVP:
Scoring Champion:
Goal Scoring Champion:
Assist Leader:
Goalkeeper of the Year:
Rookie of the Year:
Coach of the Year:

Giovanni Savarese
 Flavio Ferri
 Wayne Leobring
 Jim Adams
 Junior
 Buzz Lagos

Long Island
 San Antonio
 San Antonio
 Louisville
 Columbus
 Tampa Bay
 Minnesota

2010 USL-2 All-League First Team
 G Hunter Gilstrap
 D Dustin Bixler
 D Gareth Evans
 D Shintaro Harada
 D Yomby William
 M Alcione Gueye
 M Jorge Herrera
 M Luke Vercolliano
 F Matt Delicate
 F Tom Heinemann
 F Lamar Neagle

Pittsburgh
 Harrisburg
 Real Maryland
 Pittsburgh
 Richmond
 Charleston
 Charlotte
 Richmond
 Richmond
 Charlotte
 Charleston
 Charleston

D Jay Willis
 M Mike Burke
 M Matthew Mbuta
 M Adam Moffat
 M Matt Wofford
 F Steven Astwood
 F Gary Brooks
 F Jacob Coggins

Western Mass
 Richmond
 CP Baltimore
 Cleveland
 Richmond
 CP Baltimore
 Charlotte

2007 USL-2 All-League Second Team
 G Matt Nelson
 D James Greenslit
 D Shintaro Harada
 D Michael Lookingland
 D Ashleigh Townsend
 M Maciel Everson
 M Mo Oduor
 M Brian Ombji
 M Steve Shak
 F Nigel Codrington
 F Robert Ssejamba

Harrisburg
 New Hampshire
 CP Baltimore
 Harrisburg
 Cincinnati
 Western Mass
 Harrisburg
 Harrisburg
 Charlotte
 Cleveland
 Richmond

M Dustin Swinehart
 F Said Ali
 F Jacob Coggins
 F Bjorn Hansen

Charlotte
 Pittsburgh
 Charlotte
 New Hampshire

2010 USL-2 All-League Second Team
 G Brian Levey
 D Anthony Calvano
 D Greg Dalby
 D Sascha Gorres
 D David Hertel
 M Michael Burke
 M Rudolph Mayard
 M Jason Pelletier
 M Darren Toby
 F Jeremy Deighton
 F Chad Severs

Harrisburg
 Real Maryland
 Harrisburg
 Charlotte
 Richmond
 Richmond
 Richmond
 Charlotte
 Harrisburg
 Charlotte
 Pittsburgh
 Pittsburgh

D Ronnie Pascale
 D Derek Smith
 D Gary Sullivan
 M Mike Burke
 M Sascha Gorres
 M Everson Maciel
 M Dustin Swinehart
 F Chris Bagley
 F Almir Barbosa
 F Robert Ssejamba

Richmond
 New Hampshire
 Cincinnati
 Long Island
 Richmond
 Western Mass
 Cincinnati
 Wilmington
 New Hampshire
 Richmond

2006 USL-2 All-League First Team
 G Jordan James
 D Cody Bragg
 D Kevin Nylen
 D Josh Rife
 M Josh Barton
 M Chris Carrieri
 M George Corie
 F Greg Schroeder
 F Jacob Coggins
 F David Flavius
 F Omar McFarlane

Richmond
 New Hampshire
 Cincinnati
 Long Island
 Richmond
 Western Mass
 Wilmington
 New Hampshire
 Richmond

2004 PSL All-League Second Team
 G Chris Robinson
 D Wilmer Cabrera
 D Trevor Persson
 D Josh Rife
 M Kenny Bundy
 M Carlo Espinosa
 M Alejandro Gutierrez
 M Alex Tobon-Villa
 F David Flavius
 F Herculez Gomez
 F Eवाद Thompson

Pittsburgh
 Long Island
 Charlotte
 Charlotte
 Wilmington
 Long Island
 Long Island
 Westchester
 Pittsburgh
 San Diego
 Westchester

2009 USL-2 All-League First Team
 G Ronnie Pascale
 D Dustin Bixler
 D John Borrojo
 D Shintaro Harada
 D Yomby William
 M Kenny Bundy
 M Mike Burke
 M Jorge Herrera
 M Tivy Shipalane
 F Matthew Delicate
 F Jamie Watson

Richmond
 Harrisburg
 Harrisburg
 Baltimore
 Richmond
 Wilmington
 Richmond
 Charlotte
 Baltimore
 Richmond
 Richmond
 Wilmington

2006 USL-2 All-League Second Team
 G Matt Nelson
 D Adolfo Ovalle
 D Luciano Facchiongo
 D Gabe Eastman
 D Steve Nicol
 M Manuel Brasil
 M Teofilo Cubillas
 M Joe Munoz
 M Manuel Brito
 F Fadi Afash
 F Mark Manganello
 F Ron Murphy

Richmond
 New Hampshire
 Cincinnati
 Cincinnati
 Richmond
 Wilmington
 Charlotte
 Pittsburgh
 Western Mass

2005 USL-2 All-League First Team
 G Chris McClellan
 D Shane Crawford
 D Josh Rife
 D Derek Smith
 D Gary Sullivan
 M Everson Maciel
 M Derek Popovich
 M Dustin Swinehart
 F Jacob Coggins
 F Jumeid Ibrahim
 F Rigels Oosa

Charlotte
 Harrisburg
 Charlotte
 Cincinnati
 Long Island
 Western Mass
 Wilmington
 Charlotte
 Charlotte
 Harrisburg
 Western Mass

2003 PSL All-League
 G Chad Sackett
 D Tim Karalexis
 D David Palmer
 D Danny Parkin
 M Steve Armas
 D Georges Haba
 M Wojtek Krakowiak
 M Eric Puls
 F Julio-Cesar Dos Santos
 F Derek Etienne
 F Rob Jachym

Utah
 Wilmington
 Carolina
 Westchester
 Carolina
 New York
 New Jersey
 Reading
 New York
 Long Island
 Western Mass

2009 USL-2 All-League Second Team
 G Chase Harrison
 D Colin Falvey
 D Sascha Gorres
 D Andrew Marshall
 M Justin Evans
 M Jamie Franks
 M Amaury Nunes
 M Val Teixeira
 F Almir Barbosa
 F Damico Codrington
 F Chad Severs

Harrisburg
 Wilmington
 Wilmington
 Baltimore
 Pittsburgh
 Wilmington
 Charlotte
 Baltimore
 Western Mass
 Bermuda
 Harrisburg

2005 USL-2 All-League Second Team
 G Paul Grater
 D Brandon Curran
 D Nathan Salsi
 D Tiest Sondaal
 M Jack Cummings
 M Ishmael Miraligh
 D David Schofield
 F James Gedhill
 F Ryan Miller
 F Chad Severs

Long Island
 New Hampshire
 Pittsburgh
 Cincinnati
 Long Island
 Cincinnati
 Cincinnati
 Harrisburg
 Wilmington
 Wilmington
 Harrisburg

2004 PSL All-League First Team
 G Chad Sackett
 D Tim Karalexis
 D Nathan Salsi
 D Tiest Sondaal
 M Richard Fleming
 M Everson Maciel
 M Derek Potteiger

Utah
 Wilmington
 Pittsburgh
 Pittsburgh
 New Hampshire
 Western Mass
 Harrisburg

1999 D3 Pro League All-League First Team
 G Christopher Lewis
 D Ian Hennessy
 D Paul Kelly
 D Toye Oshiniyi
 D Joel Ogunnamiri
 M Ryan Leib
 M Harold Calvo
 M Eric Puls
 F Ryan Walker
 F Rob Jachym
 F Luis Orellana

Wilmington
 Reading
 Western Mass
 Roanoke
 New Hampshire
 Charlotte
 Arizona
 Reading
 Wilmington
 Western Mass
 Chico



USL-2 HISTORY

1999 D3 PRO League All-League Second Team

G Brandon Hearnon	Chico
D Marc Madeley	Austin
D Paul Zgalich	South Jersey
D Joe Stuart	Chico
D Ted Gillen	New Jersey
M Marlon Burgess	South Carolina
M Gabriel Gentile	Texas
M Matthew Miles	South Jersey
F Dustin Swinehart	Charlotte
F Julio-Cesar Dos Santos	New Jersey
F Edgar Hernandez	Texas

1998 D3 PRO League All-League First Team

G Daniel Britton	Roanoke
D Lovelace Ackah	Chicago
D Ted Gillen	New Jersey
D David Gouldstone	Central Jersey
M Gabe Jones	Austin
M Jeff Johnson	Myrtle Beach
M Paulo Dos Santos	Rhode Island
M Mark Phillips	Indiana
F Virgil Stevens	Tulsa
F Michael Butler	Western Mass
F Luis Orellana	Chico

1998 D3 PRO League All-League Second Team

G Paul Royal	South Jersey
D Danny Mack	Stanislaus
D Michael Richardson	Chicago
D Joe Stuart	Chico
M Don Gaillard	Arizona
M Simon Cotton	Delaware
M Amarildo Oliveira	Rockford
M Bruce Lyn	Miami
F Chad James	Cleveland
F Joe Carver	Chicago
F Phil Karn	Reading

PRO League All-League Second Team

G Brandon Hearnon	Chico
D Marc Madeley	Austin
D Paul Zgalich	South Jersey
D Joe Stuart	Chico
D Ted Gillen	New Jersey
M Marlon Burgess	South Carolina
M Gabriel Gentile	Texas
M Matthew Miles	South Jersey
F Dustin Swinehart	Charlotte
F Julio-Cesar Dos Santos	New Jersey
F Edgar Hernandez	Texas

1998 D3 PRO League All-League First Team

G Daniel Britton	Roanoke
D Lovelace Ackah	Chicago
D Ted Gillen	New Jersey
D David Gouldstone	Central Jersey
M Gabe Jones	Austin
M Jeff Johnson	Myrtle Beach
M Paulo Dos Santos	Rhode Island
M Mark Phillips	Indiana
F Virgil Stevens	Tulsa
F Michael Butler	Western Mass
F Luis Orellana	Chico

1998 D3 PRO League All-League Second Team

G Paul Royal	South Jersey
D Danny Mack	Stanislaus
D Michael Richardson	Chicago
D Joe Stuart	Chico
M Don Gaillard	Arizona
M Simon Cotton	Delaware
M Amarildo Oliveira	Rockford
M Bruce Lyn	Miami
F Chad James	Cleveland
F Joe Carver	Chicago
F Phil Karn	Reading

2010 SECOND DIVISION STANDINGS

	Pts	GP	W	L	T	GF	GA
Charleston Battery	38	20	11	4	5	35	25
Richmond Kickers	33	20	9	5	6	25	20
Pittsburgh Riverhounds	29	20	7	5	8	25	20
Charlotte Eagles	22	20	5	8	7	23	30
Harrisburg City Islanders	19	20	4	9	7	21	30
Real Maryland Monarchs	18	20	3	8	9	16	22

2010 SCORING LEADERS

Rank	Points	GP	Player Name	Team
1	25	19	Neagle, Lamar	Charleston
2	24	19	Delic�te, Matthew	Richmond
3	19	20	Heinemann, Tom	Charleston
4	14	18	Herrera, Jorge	Charlotte
	14	18	Severs, Chad	Pittsburgh
6	12	18	Hotchkin, David	Harrisburg
7	11	19	Elcock, Edson	Richmond
8	10	11	Ogunseye, Debola	Charlotte
	10	13	Deighton, Jeremy	Pittsburgh
	10	16	Mayard, Pierre Rudolph	Charleston
	10	18	Weekes, Alex	Pittsburgh
	10	20	Gray, Thomas	Pittsburgh
13	9	19	Hunter, Benjamin	Real Maryland
14	7	13	Nunes, Amaury	Charleston
	7	14	Kouadio-Tobey, Lee	Pittsburgh
	7	19	Burke, Michael	Richmond
	7	20	Bloes, Geoffrey	Harrisburg
18	6	12	Darville, Jamie	Real Maryland
	6	16	Zaher, Michael	Charleston
	6	19	Sheanon, William	Harrisburg

2010 GOAL SCORING LEADERS

Rank	Goals	GP	Player Name	Team
1	12	19	Neagle, Lamar	Charleston
2	11	19	Delic�te, Matthew	Richmond
3	7	20	Heinemann, Tom	Charleston
4	6	18	Herrera, Jorge	Charlotte
	6	18	Severs, Chad	Pittsburgh
6	5	11	Ogunseye, Debola	Charlotte
	5	13	Deighton, Jeremy	Pittsburgh
	5	16	Mayard, Pierre Rudolph	Charleston
	5	18	Hotchkin, David	Harrisburg
	5	19	Elcock, Edson	Richmond

2010 PLAYOFFS

Semifinal

Richmond 2 :: 0 Pittsburgh

USL Second Division Final

Charleston 2 :: 1 Richmond
 CHA: Lamar Neagle (Tom Heinemann) 26
 CHA: Ian Fuller (Tom Heinemann) 52
 RIC: Edson Elcock (Sacha Gorres) 73

2010 ASSIST LEADERS

Rank	Assists	GP	Player Name	Team
1	5	19	Burke, Michael	Richmond
	5	20	Heinemann, Tom	Charleston
3	4	16	Zaher, Michael	Charleston
	4	20	Gray, Thomas	Pittsburgh
5	3	12	Kasiguran, Kai	Harrisburg
	3	14	Kouadio-Tobey, Lee	Pittsburgh
	3	18	Baker, Matt	Pittsburgh
	3	19	Paterson, Nicholas	Real Maryland
	3	20	Bloes, Geoffrey	Harrisburg
	3	20	Gorres, Sascha	Richmond

2010 GOALKEEPING LEADERS

Rank	GAAs	GP	Player Name	Team
1	0.882	17	Pascale, Ronnie	Richmond
2	1.000	18	Gilstrap, Richard	Pittsburgh
3	1.055	18	Levey, Brian	Real Maryland
4	1.250	8	Waller, Corbin	Charlotte
5	1.307	15	Melia, Timothy	Charleston

*Minimum 720 minutes played



USL-2 HISTORY

2009 SECOND DIVISION STANDINGS

	Pts	GP	W	L	T	GF	GA
Wilmington Hammerheads	39	20	12	5	3	42	24
Richmond Kickers	39	20	11	3	6	39	18
Harrisburg City Islanders	31	20	9	7	4	31	23
Charlotte Eagles	31	20	8	5	7	40	28
Real Maryland Monarchs	26	20	8	10	2	22	31
Crystal Palace Baltimore	23	20	6	9	5	16	20
Western Mass Pioneers	23	20	6	9	5	21	34
Pittsburgh Riverhounds	22	20	6	10	4	18	27
Bermuda Hogges	16	20	4	12	4	19	43

2009 PLAYOFFS

First Round	Real Maryland 1 :: 3 Charlotte	USL Second Division Championship
Semifinals	Harrisburg 0 :: OT :: 1 Richmond	Charlotte 1 :: 3 Richmond
August 22	Charlotte 1 :: 0 Wilmington	CHA: Diego Martins (Darren Toby) 14
		RIC: Edson Elcock (David Bulow) 63
		RIC: John DiRaimondo 83
		RIC: David Bulow (penalty) 86

2009 SCORING LEADERS

Rank	Points	GP	Player Name	Team
1	30	16	Watson, Jamie	Wilmington
2	28	20	Delic�te, Matthew	Richmond
3	20	12	Nunes, Amaury	Charlotte
4	19	19	Barbosa, Almir	Western Mass
	19	19	Severs, Chad	Harrisburg
6	18	18	Shipalane, Tiyyiselani	Harrisburg
	18	19	Bulow, David	Richmond
	18	19	Herrera, Jorge	Charlotte
9	17	20	Bundy, Kenneth	Wilmington
	17	20	Swinehart, Dustin	Charlotte
11	15	14	Brooks, Gary	Maryland
12	14	18	Martins, Diego	Charlotte
13	13	15	Jerome, Randolph	Pittsburgh
	13	18	Burke, Michael	Richmond
15	12	18	Noviello, Jyler	Wilmington
16	11	20	Fisher, Stephen	Harrisburg
17	10	12	Hufstader, Philip	Wilmington
	10	18	Pelletier, Jason	Harrisburg
	10	18	Teixeira, Valdemar	Baltimore
20	9		Two players tied	

2009 GOAL SCORING LEADERS

Rank	Goals	GP	Player Name	Team
1	13	20	Delic�te, Matthew	Richmond
2	12	16	Watson, Jamie	Wilmington
3	9	12	Nunes, Amaury	Charlotte
	9	19	Barbosa, Almir	Western Mass
	9	19	Bulow, David	Richmond
	9	19	Severs, Chad	Harrisburg
7	7	20	Swinehart, Dustin	Charlotte
8	6		Five players tied	

2009 ASSIST LEADERS

Rank	Assists	GP	Player Name	Team
1	9	20	Bundy, Kenneth	Wilmington
2	7	18	Burke, Michael	Richmond
3	6	16	Watson, Jamie	Wilmington
	6	18	Martins, Diego	Charlotte
	6	18	Shipalane, Tiyyiselani	Harrisburg
	6	19	Herrera, Jorge	Charlotte
7	5	12	Klukowski, Yan	Western Mass
	5	17	Gorres, Sascha	Richmond
	5	20	Fisher, Stephen	Harrisburg
10	4		Two players tied	

2009 GOALKEEPING LEADERS

Rank	GAAs	GP	Player Name	Team
1	0.812	16	Harrison, Chase	Harrisburg
2	0.900	20	Pascale, Ronnie	Richmond
3	1.000	10	Ceus, Steward	Charlotte
	1.000	10	Thorpe, James	Western Mass
5	1.018	20	Rowland, Brian	Baltimore
6	1.279	16	Waltman, Danny	Pittsburgh
7	1.371	13	Sattler, Daryl	Wilmington
8	1.461	13	Kern, Dave	Maryland
9	2.331	11	Williams, Jason	Bermuda

*Minimum 900 minutes played





USL-2 HISTORY

2008 USL SECOND DIVISION STANDINGS

	Pts	GP	W	L	T	GF	GA
Charlotte Eagles	44	20	13	2	5	45	15
Richmond Kickers	44	20	14	4	2	48	20
Cleveland City Stars	37	20	10	3	7	33	16
Crystal Palace Baltimore	34	20	11	8	1	30	30
Harrisburg City Islanders	31	20	7	3	10	33	20
Western Mass Pioneers*	20	20	5	9	6	19	29
Wilmington Hammerheads	19	20	4	9	7	32	33
Pittsburgh Riverhounds	18	20	4	10	6	25	37
Bermuda Hogges	17	20	5	13	2	21	50
Real Maryland Monarchs*	10	20	3	15	2	15	51

* 1 point deduction for use of ineligible player

2008 PLAYOFFS

First Round

August 13

Harrisburg (6) 2 :: PK :: 2 (7) Baltimore
Western Mass 2 :: 4 Cleveland

Semifinals

August 16

Baltimore 1 :: 2 Charlotte
Cleveland 1 :: OT :: 0 Richmond

USL Second Division Championship

August 23

Charlotte 1 :: 2 Cleveland

2007 SECOND DIVISION STANDINGS

	Pts	GP	W	L	T	GF	GA
Richmond Kickers	41	20	12	3	5	37	15
Cleveland City Stars	39	20	10	1	9	31	14
Harrisburg City Islanders	38	20	11	4	5	26	15
Charlotte Eagles	35	20	11	7	2	40	29
Crystal Palace Baltimore	32	20	9	6	5	27	20
Western Mass Pioneers	27	20	7	7	6	25	26
Wilmington Hammerheads	19	20	4	9	7	22	30
Cincinnati Kings	17	20	4	11	5	29	41
New Hampshire Phantoms *	13	20	3	12	5	16	34
Bermuda Hogges	12	20	3	14	3	16	45

* 1 point deduction for use of ineligible player

2007 PLAYOFFS

Semifinals

August 18

Charlotte 1 :: OT :: 2 Richmond

Harrisburg 1 :: OT :: 0 Cleveland

USL Second Division Championship

August 25

Harrisburg (8) 1 :: PK :: 1 (7) Richmond
HAR: Brian Ombiji (David Schofield) 45
RIC: Ricky Schramm (Mike Burke) 75

2006 SECOND DIVISION STANDINGS

	Pts	GP	W	L	T	GF	GA
Richmond Kickers	43	20	13	3	4	50	20
Charlotte Eagles	32	20	8	4	8	29	27
Pittsburgh Riverhounds	30	20	8	6	6	27	20
Cincinnati Kings	30	20	9	8	3	28	27
New Hampshire Phantoms*	27	20	9	10	1	27	43
Western Mass Pioneers	27	20	8	9	3	31	28
Harrisburg City Islanders	27	20	8	9	3	34	35
Wilmington Hammerheads	19	20	4	9	7	30	31
Long Island Rough Riders	14	20	3	12	5	15	40

* 1 point deduction for use of ineligible player

2006 PLAYOFFS

Semifinals

August 18 & 19

Charlotte 4 :: 0 Pittsburgh

Pittsburgh 1 :: 2 Charlotte

Agg: Charlotte 6 :: 1 Pittsburgh

August 18 & 20

Cincinnati 1 :: 2 Richmond

Richmond 0 :: 0 Cincinnati

Agg: Richmond 2 :: 1 Cincinnati

USL Second Division Championship

August 26

Charlotte 1 :: 2 Richmond

RIC: Ssejamba (pen.) 9

RIC: Carrieri (Knight) 34

CHA: Spencer 90

2005 SECOND DIVISION STANDINGS

	Pts	GP	W	L	T	GF	GA
Western Mass Pioneers	43	20	13	3	4	41	22
Charlotte Eagles	41	20	13	5	2	44	20
Harrisburg City Islanders	41	20	12	3	5	43	24
Wilmington Hammerheads	38	20	12	6	2	45	23
Cincinnati Kings	26	20	7	8	5	28	23
Long Island Rough Riders	21	20	7	13	0	29	42
Pittsburgh Riverhounds	21	20	6	11	3	32	25
New Hampshire Phantoms	21	20	6	11	3	29	38
Northern Virginia Royals	6	20	2	18	0	16	90

2005 PLAYOFFS

Semifinals

August 18 & 20

Charlotte 0 :: 1 Harrisburg

Harrisburg 1 :: 2 Charlotte

OT: Harrisburg 0 :: 2 Charlotte

Agg: Harrisburg 2 :: OT :: 4 Charlotte

August 17 & 20

Western Mass 0 :: 1 Wilmington

Wilmington 1 :: 3 Western Mass

Agg: Wilmington 2 :: 3 Western Mass

USL Second Division Championship

August 27

Charlotte 2 :: 2 Western Mass

CHA: Coggins (Long) 2

WM: McGarlane 43

WM: Fernandes 46

CHA: Meek 90

Charlotte win penalties 5-4



USL-2 HISTORY

2004 PRO SOCCER LEAGUE STANDING

Atlantic Division		Pts	GP	W	L	T	GF	GA
Pittsburgh Riverhounds		52	20	17	2	1	48	17
Harrisburg City Islanders		33	20	10	7	3	40	25
Long Island Rough Riders		25	20	8	11	1	31	43
Northern Division		Pts	GP	W	L	T	GF	GA
New Hampshire Phantoms		31	20	10	9	1	46	33
Westchester Flames		27	20	8	9	3	38	43
Western Mass Pioneers		26	20	8	10	2	34	34
Southern Division		Pts	GP	W	L	T	GF	GA
Charlotte Eagles		44	20	14	4	2	53	19
Wilmington Hammerheads		33	19	10	6	3	32	20
Northern Virginia Royals*		6	19	3	16	0	18	64
Western Division		Pts	GP	W	L	T	GF	GA
Utah Blitz		36	20	11	6	3	39	16
San Diego Gauchos		29	20	9	9	2	26	41
California Gold**		5	20	2	13	5	18	46

* 3 point deduction for use of ineligible player, ^ 3 point deduction for forfeit

2004 PRO SOCCER LEAGUE PLAYOFFS

Southern Division Final
 Charlotte 2 :: 2 Wilmington
 Wilmington 2 :: 3 Charlotte
 (Charlotte wins series 2-1 on aggregate)

Western Division Final
 San Diego 0 :: 1 Utah

Atlantic Division Final
 Pittsburgh 4 :: 0 Harrisburg
 Harrisburg 1 :: 3 Pittsburgh
 (Pittsburgh wins series 7-1 on aggregate)

Northern Division Final
 New Hampshire only qualified team

League Semifinals
 Pittsburgh 0 :: 1 Utah
 New Hampshire 0 :: 1 Charlotte

PSL Championship
 Saturday, September 4, 2004

Utah (5) 2 :: (PK) :: 2 (4) Charlotte

2003 PRO SOCCER LEAGUE STANDING

Northern Region		Pts	GP	W	L	T	GF	GA
New Hampshire Phantoms		35	20	11	7	2	32	22
Westchester Flames		33	20	11	9	0	36	40
Western Mass Pioneers		25	20	8	11	1	43	35
Atlantic Region		Pts	GP	W	L	T	GF	GA
Long Island Rough Riders		42	20	13	4	3	41	21
New Jersey Stallions		29	20	9	9	2	36	32
New York Freedoms^		29	20	8	6	6	30	28
Reading Rage		15	20	5	15	0	24	59
Southern Region		Pts	GP	W	L	T	GF	GA
Carolina Dynamo		46	20	14	2	4	45	16
Wilmington Hammerheads		36	20	11	6	3	43	23
Northern Virginia Royals^		18	20	6	13	1	20	34
Western Region		Pts	GP	W	L	T	GF	GA
Utah Blitz		39	20	12	5	3	46	20
California Gold		36	20	11	6	3	39	30
San Diego Gauchos		10	20	3	16	1	19	49

^ denotes point deducted for use of ineligible player

2003 PRO SOCCER LEAGUE PLAYOFFS

Southern Region
 Carolina 1 :: 1 Wilmington
 Wilmington 2 :: 0 Carolina
 (Wilmington wins series 3-1 on aggregate)

Western Region
 California 0 :: 1 Utah

Atlantic Region
 New Hampshire 0 :: 3 Westchester
 Westchester 2 :: 3 New Hampshire
 (Westchester wins series 5-3 on aggregate)

Northern Region
 New Hampshire 0 :: 3 Westchester
 Westchester 2 :: 3 New Hampshire
 (Westchester wins series 5-3 on aggregate)

League Semifinals
 New Jersey (0) 3 :: PK :: 3 (3) Westchester
 Wilmington 2 :: 1 Utah

USL-PSL Championship
 Saturday, August 23, 2002

Westchester 1 : 2OT : 2 Wilmington

2002 D3 PRO LEAGUE STANDING

Atlantic Conference		Pts	GP	W	L	T	GF	GA	GD	BP
Long Island Rough Riders		64	20	13	6	1	54	26	28	11
New York Freedoms		58	20	13	7	0	38	30	8	6
New Jersey Stallions		56	20	12	8	0	44	32	12	8
South Jersey Barons		34	20	7	10	3	30	40	-10	3
Reading Rage		15	20	3	16	1	26	53	-27	2
Northern Conference		Pts	GP	W	L	T	GF	GA	GD	BP
Western Mass Pioneers		62	20	14	5	1	44	24	20	5
Connecticut Wolves		46	20	10	8	2	32	31	1	4
Westchester Flames		34	20	7	10	3	22	29	-7	3
New Hampshire Phantoms		21	20	4	13	3	20	45	-25	2
Southern Conference		Pts	GP	W	L	T	GF	GA	GD	BP
Wilmington Hammerheads		69	20	14	4	2	58	25	33	11
Greenville Lions		52	20	11	6	3	43	26	17	5
Carolina Dynamo		46	20	9	6	5	35	25	10	5
Northern Virginia Royals		15	20	3	17	0	26	67	-41	3
Western Conference		Pts	GP	W	L	T	GF	GA	GD	BP
Utah Blitz		74	20	16	3	1	52	20	32	9
San Diego Gauchos		48	20	10	7	3	38	29	9	5
Arizona Sahuaros		47	20	10	7	3	31	30	1	4
California Gold		40	20	9	10	1	32	32	0	3
Northern Nevada Aces		21	20	5	15	0	26	52	-26	1

Note: Four points for regulation or overtime win, one point for a tie, one bonus point for scoring three or more goals in a game. *One point deducted for use of ineligible player

2002 D3 PRO LEAGUE PLAYOFFS

Atlantic Conference
Conference Final
 New York (3) 2 @ Long Island 2 (5) (PK)

Northern Conference
Conference Final
 Western Mass 2 @ Connecticut 0
 Connecticut 3 @ Western Mass 2
 (Connecticut wins series 5-4 in points)

Southern Conference
First Round
 Carolina 1 @ Greenville 0

Western Conference
First Round
 Arizona 0 @ San Diego 3

Conference Final
 San Diego 0 @ Utah 1 (OT)

D3 PRO League Semifinals
 Utah 1 @ Wilmington 3
 Connecticut 0 @ Long Island 3

D3 PRO League Championship
 Saturday, August 24, 2002
 Long Island 2 @ Wilmington 1



USL-2 HISTORY

2001 D3 PRO LEAGUE STANDING

Northern Conference								
GP	W	L	T	GF	GA	BP	Pts	
Boston Bulldogs	18	10	6	2	41	26	8	50
New Jersey Stallions	18	9	7	2	26	25	3	41
New Hampshire Phantoms	18	8	8	2	35	31	7	41
Reading Rage	18	8	8	2	32	33	5	39
Rhode Island Stingrays	18	8	9	1	34	39	5	38
South Jersey Barons	18	6	11	1	35	42	5	30
Western Mass Pioneers	18	6	11	1	29	36	4	29
Southern Conference								
GP	W	L	T	GF	GA	BP	Pts	
Wilmington Hammerheads	18	11	7	0	39	25	6	50
Carolina Dynamo	18	9	6	3	29	20	5	44
Greenville Lions	18	5	10	3	24	30	4	27
Northern Virginia Royals	18	1	17	0	8	67	0	4
Western Conference								
GP	W	L	T	GF	GA	BP	Pts	
Utah Blitz	18	14	3	1	59	22	11	68
Chico Rooks	18	11	6	1	43	25	7	52
Stanislaus United Crusiers	18	10	7	1	32	31	4	45
Arizona Sahuaros*	18	5	11	2	25	39	4	25
Tucson Fireballs	18	5	13	0	40	64	5	25
Northern Nevada Aces	18	4	13	1	24	55	3	20

Note: Four points for regulation or overtime win, one point for a tie, one bonus point for scoring three or more goals in a game. *One point deducted for use of ineligible player

2001 PRO SOCCER LEAGUE PLAYOFFS

Northern Conference	
Conference Semifinals	
Boston 6, Reading 0	
New Jersey 4, New Hampshire 2	
Conference Final	
Boston 2, New Jersey 0	
Southern Conference	
Conference Semifinals	
Greenville 2, Carolina 1	
Conference Final	
Greenville 3 (4), Wilmington 3 (3) (PK)	
Western Conference	
Conference Semifinals	
Stanislaus 2, Arizona 1	
Chico 5, Tucson 1	
Conference Final	
Stanislaus 2, Chico 1	
D3 PRO League Semifinals	
Greenville 2, Boston 1 (OT)	
Utah 3, Stanislaus 0	
D3 PRO League Championship	
@ Salt Lake City, Utah	
Saturday, September 1, 2000	
Utah 1, Greenville 0	

2000 D3 PRO LEAGUE STANDING

Northern Conference								
GP	W	L	T	GF	GA	BP	Pts	
New Jersey Stallions	18	14	3	1	43	21	7	64
South Jersey Barons	18	12	6	0	46	33	9	57
New Hampshire Phantoms	18	10	6	2	30	20	5	47
Reading Rage	18	9	9	0	28	29	4	40
Western Mass Pioneers	18	8	8	2	30	28	4	38
Cape Cod Crusaders	18	7	6	5	29	23	4	37
Delaware Wizards	18	5	12	1	28	46	5	26
Rhode Island Stingrays	18	5	11	2	22	41	2	24
Southern Conference								
GP	W	L	T	GF	GA	BP	Pts	
Texas Rattlers	18	14	4	0	43	29	8	64
Wilmington Hammerheads	18	13	4	1	47	19	7	60
Charlotte Eagles	18	11	4	3	47	22	7	54
Carolina Dynamo	18	9	8	1	38	31	5	42
Houston Hurricanes	18	8	9	1	42	41	9	42
Roanoke Wrath	18	6	11	1	24	45	4	29
Northern Virginia Royals	18	6	12	0	30	53	4	28
Austin Lone Stars	18	2	15	1	18	45	2	11
Western Conference								
GP	W	L	T	GF	GA	BP	Pts	
Chico Rooks	18	12	6	0	39	28	8	56
Utah Blitz	18	11	4	3	34	20	7	54
Tucson Fireballs	18	11	5	2	36	27	7	53
Stanislaus United Crusiers	18	9	6	3	29	28	2	41
Riverside County Elite	18	7	10	1	35	32	5	34
Arizona Sahuaros	18	5	12	1	46	53	7	28

2000 PRO SOCCER LEAGUE PLAYOFFS

Northern Conference	
Conference Semifinals	
Western Mass 3 @ So. Jersey 2 (OT)	
Reading 3 @ New Hampshire 2	
Conference Final	
Reading 0 @ Western Mass 4	
Southern Conference	
Conference Semifinals	
Carolina 4 @ Texas 2	
Charlotte 3 @ Wilmington 1	
Conference Final	
Carolina 1 @ Charlotte 4	
Western Conference	
Conference Semifinals	
Stanislaus United 2 @ Chico 3 (OT)	
Tucson 0 @ Utah 1	
Conference Final	
Utah 1 @ Chico 0 (OT)	
D3 PRO League Semifinals	
New Jersey 1 @ Western Mass 0	
Utah 2 @ Charlotte 4	
D3 PRO League Championship	
Saturday, September 9, 2000	
New Jersey 0 @ Charlotte 5	
Utah 1, Greenville 0	





USL-2 HISTORY

1999 03 PRO LEAGUE STANDING

Western Conference

Pacific Division	GP	W	L	SW	SL	GF	GA	BP	Pts	Hm	Aw
Chico	18	15	3	0	1	53	20	10	71	8-1	7-2
Arizona	18	13	5	0	0	54	30	10	62	5-4	8-1
California	18	13	5	2	0	54	31	11	59	6-3	7-2
Los Angeles	18	5	13	1	0	32	80	5	23	2-7	3-6
Stanislaus	18	4	14	3	3	25	47	3	16	2-7	2-7
Southwest Division	GP	W	L	SW	SL	GF	GA	BP	Pts	Hm	Aw
Texas	18	14	4	1	2	54	21	9	65	7-2	7-2
Austin	18	8	10	1	1	42	37	8	39	5-4	3-6
Tulsa	18	7	11	0	0	34	53	6	34	4-5	3-6
Houston*	18	5	13	1	2	30	58	5	22	3-6	2-7

Atlantic Conference	GP	W	L	SW	SL	GF	GA	BP	Pts	Hm	Aw
Charlotte	18	14	4	1	0	43	23	9	63	8-1	6-3
Wilmington	18	14	4	1	0	44	17	5	59	8-1	6-3
Carolina	18	12	6	1	0	43	31	8	54	6-3	6-3
Northern Virginia	18	10	8	0	1	33	36	5	46	6-3	4-5
South Carolina	18	9	9	0	1	42	28	7	44	6-3	3-6
Roanoke	18	10	8	2	0	37	40	7	43	6-3	4-5
Myrtle Beach	18	4	14	0	1	27	38	3	20	2-7	2-7
Eastern Shore	18	2	16	1	0	18	81	2	8	1-8	1-8

Northern Conference	GP	W	L	SW	SL	GF	GA	BP	Pts	Hm	Aw
South Jersey	18	16	2	1	0	63	21	10	72	8-1	8-1
Western Mass	18	14	4	1	0	56	28	10	64	8-1	6-3
New Hampshire	18	13	5	0	0	48	27	10	62	9-1	4-4
New Jersey	18	11	7	3	0	42	32	8	46	5-4	6-3
Reading	18	10	8	1	0	33	39	7	45	3-6	7-2
Cape Cod	18	9	9	0	2	33	29	5	35	4-5	3-6
Delaware	18	6	12	0	3	31	39	8	35	3-6	3-6
Rhode Island	18	5	13	0	3	38	45	5	28	4-5	1-8
North Jersey	18	5	13	0	2	42	55	6	28	3-6	2-7

* Received a three-point deduction for use on an ineligible player

1999 03 PRO LEAGUE PLAYOFFS

Atlantic Conference

Conference Semifinals
 S. Carolina 1 @ No. Virginia 2 (SO)
 Northern Virginia 0 @ Charlotte 4
 Carolina 0 @ Wilmington 1 (OT)
Conference Final
 Wilmington 2 @ Charlotte 3

Northern Conference

Conference Semifinals
 Reading 0 @ Western Mass 4
 New Jersey 2 @ New Hampshire 3
Conference Final
 New Hamp. 0 @ West. Mass 1 (OT)

Western Conference

Conference Semifinals
 Arizona 0 @ Chico 1 (SO)
 Austin 4 @ Texas 8
Conference Final
 Texas 2 @ Chico 3 (SO)

D3 Pro League Semifinals

Chico 1 @ Western Mass 4
 South Jersey 3 @ Charlotte 2 (SO)

D3 Pro League National Championship

Saturday, September 11, 1999
 South Jersey 1 @ Western Mass 2

1998 03 PRO LEAGUE STANDING

West Division	GP	W	L	GF	GA	Pts	SW	SL
Arizona Sahuaros	18	14	4	67	21	42	0	0
Stanislaus County Cruisers	18	13	5	51	25	37	1	0
Chico Rooks	18	11	7	39	28	31	1	2
Los Angeles Fireballs	18	6	12	21	37	16	1	1
San Fernando V Golden Eagles	18	5	13	29	51	15	0	1
Reno Rattlers	18	4	14	23	52	10	1	0
North Central Division	GP	W	L	GF	GA	Pts	SW	SL
Indiana Blast	18	15	3	57	24	45	0	0
Chicago Stingers	18	13	5	37	16	39	0	1
Rockford Raptors	18	10	8	31	25	28	1	2
Cleveland Caps	18	10	8	31	25	28	1	0
South Central Division	GP	W	L	GF	GA	Pts	SW	SL
Austin Lone Stars	18	13	5	46	20	39	0	1
Texas Toros	18	13	5	44	24	37	1	0
San Antonio Pumas	18	7	11	26	38	21	0	0
Houston Hurricanes	18	7	11	29	36	17	2	2
Tulsa Roughnecks	18	7	11	33	44	16	1	0
Shreveport-Bossier Lions	18	4	14	24	50	6	0	0
Southwest Division	GP	W	L	GF	GA	Pts	SW	SL
Miami Breakers	18	17	1	67	21	51	0	0
Orlando Nighthawks	18	12	6	62	23	36	0	0
Southwest Florida Manates	18	8	10	34	57	24	0	1
Pensacola Barracudas	18	5	13	21	57	13	1	1
Tallahassee Tempest	18	2	16	12	41	6	0	0
Mid-Atlantic Division	GP	W	L	GF	GA	Pts	SW	SL
South Jersey Barons	18	12	6	40	20	36	0	2
New Jersey Stallions	18	10	8	37	24	30	0	1
Reading Rage	18	10	8	33	19	30	0	0
Central Jersey Ripptide	18	11	7	33	19	27	3	1
NY Capital District Alleycats	18	5	13	19	36	15	0	0
Northeast Division	GP	W	L	GF	GA	Pts	SW	SL
Rhode Island Stingrays	18	11	7	39	33	33	0	0
New Hampshire Phantoms	18	12	6	36	24	32	2	0
Western Mass Pioneers	18	10	8	45	34	30	0	1
Cape Cod Crusaders	18	7	11	23	28	21	0	0
Vermont Voltage	18	3	15	15	54	7	1	1
Atlantic Division	GP	W	L	GF	GA	Pts	SW	SL
Delaware Wizards	18	14	4	43	16	40	1	2
Myrtle Beach SeaDaws	18	13	5	42	26	37	1	0
Charlotte Eagles	18	11	7	47	31	31	1	1
Roanoke Wrath	18	10	8	36	19	30	0	2
South Carolina Shamrocks	18	9	9	34	32	25	1	1
Wilmington Hammerheads	18	8	10	33	34	24	0	0
Northern Virginia Royals	18	6	12	28	46	16	1	0
Eastern Shore Sharks	18	0	18	16	90	0	0	0

1998 03 PRO LEAGUE PLAYOFFS

Northeast Division

Semifinals
 Rhode Island 5, Cape Cod 2
 New Hampshire 2, Western Mass 1
Final
 New Hampshire 3, Rhode Island 2

Mid-Atlantic Division

Semifinals
 Central Jersey 3, South Jersey 2 (OT)
 Reading 5, New Jersey 2
Final
 Central Jersey 3, Reading 0

Atlantic Division

First Round
 Roanoke 5, South Carolina 2
 Charlotte 4, Wilmington 0

Semifinals

Charlotte 8, Myrtle Beach 3
 Delaware 3, Roanoke 1 (SO)

Southwest Division

Preliminary
 Orlando 6, Southwest Florida 2
Final
 Orlando 1, Miami 0

North Central Division

Preliminary
 Chicago 3, Rockford 0

Final

Chicago 3, Indiana 0

South Central Division

Semifinals
 Austin 4, Houston 2
 Texas 1, San Antonio 0

Final

Austin 1, Texas 0

West Division

Semifinals
 Arizona 3, Los Angeles 0
 Stanislaus County 3, Chico 2
Final
 Arizona 2, Stanislaus County 1



USL-2 HISTORY

1997 03 PRO LEAGUE STANDING

West Division	GP	W	L	GF	GA	Pts	SW	SL
San Francisco Bay Seals	18	15	3	41	16	41	2	0
Sacramento Scorpions	18	11	7	39	36	33	0	0
Chico Rooks	18	12	6	38	29	30	3	2
San Fernando V Golden Eagles	18	11	7	30	31	29	2	0
Starnistaus County Cruisers	18	8	10	31	27	24	0	3
Arizona Salvadors	18	7	11	39	40	19	1	1
Hawaii Tsunami	18	7	11	32	29	19	1	3
Reno Rattlers	18	6	12	28	36	18	0	0
Los Angeles Firebals	18	3	15	22	40	9	0	2
North Central Division	GP	W	L	GF	GA	Pts	SW	SL
Chicago Stingers	18	13	5	32	19	37	1	0
Indiana Blast	18	8	10	28	31	22	1	1
Cleveland Caps	18	9	9	28	32	21	3	0
Rockford Raptors	18	8	10	32	33	20	2	2
South Central Division	GP	W	L	GF	GA	Pts	SW	SL
Albuquerque Geckos	18	15	3	40	19	41	1	0
Austin Lone Stars	18	12	6	38	28	34	1	0
Houston Hurricanes	18	9	9	35	30	27	0	2
Tulsa Roughnecks	18	9	9	38	40	27	0	0
San Antonio Pumas	18	5	13	23	45	15	0	2
Dallas Toros	18	2	16	22	53	6	0	0
South Atlantic Division	GP	W	L	GF	GA	Pts	SW	SL
Myrtle Beach SeaDawgs	18	15	3	40	19	43	1	0
South Carolina Shamrocks	18	13	5	37	27	35	2	0
Charlotte Eagles	18	12	6	38	21	32	2	1
Florida Strikers	18	10	8	51	34	30	0	0
Wilmington Hammerheads	18	9	9	25	26	25	1	1
Mobile Revelers	18	4	14	25	54	12	0	0
Daytona Tigers	18	3	15	22	53	9	0	0
Mid-Atlantic Division	GP	W	L	GF	GA	Pts	SW	SL
Reading Rage	18	14	4	46	22	40	1	0
Philadelphia Freedom	18	11	7	29	22	31	1	0
Baltimore Bays	18	8	10	30	34	24	0	2
New Jersey Stallions	18	9	9	25	26	23	2	1
Delaware Wizards	18	7	11	23	32	21	0	2
South Jersey Barons	18	5	13	22	28	13	1	3
Northeast Division	GP	W	L	GF	GA	Pts	SW	SL
North Jersey Imperials	18	12	6	39	21	34	1	0
Rhode Island Stingrays	18	11	7	32	25	31	1	1
New Hampshire Phantoms	18	11	7	36	27	29	2	2
Central Jersey Rip Tide	18	10	8	26	24	26	2	3
Vermont Wanderers	18	7	11	21	39	19	1	1
NY Capital District Alleycats	18	6	12	25	38	18	0	1
Cape Cod Crusaders	18	5	13	19	32	13	1	1

1997 03 PRO LEAGUE PLAYOFFS

Northeast Division

Semifinals

Central Jersey 1, North Jersey 0 (SO)
New Hampshire 2, Rhode Island 1 (OT)

Final

New Hampshire 2, Central Jersey 0

Mid-Atlantic Division

Semifinals

New Jersey 2, Reading 1
Baltimore 2, Philadelphia 1

Final

Baltimore 3, New Jersey 0

South Atlantic Division

Semifinals

Myrtle Beach 5, Florida 1
Charlotte 3, South Carolina 2

Final

Charlotte 4, Myrtle Beach 3 (SO)

North Central Division

Preliminary

Indiana 3, Cleveland 2

Final

Indiana 1, Chicago 0

South Central Division

Semifinals

San Antonio 4, Austin 2
Houston 4, Tulsa 1

Final

Houston 2, San Antonio 0

West Division

Semifinals

San Francisco Bay 5, San Fernando Valley 0
Chico 6, Sacramento 1

Final

San Francisco Bay 2, Chico 0

Quarterfinals

San Francisco Bay 3, Houston 0
New Hampshire 1, Baltimore 0 OT
Charlotte 6, Indiana 0

Semifinals

Charlotte 4, San Francisco Bay 2
Albuquerque 2, New Hampshire 1 OT

Final

Albuquerque 4, Charlotte 1

1996 SELECT LEAGUE STANDINGS

WESTERN CONFERENCE

Pacific Division

	GP	W	L	GF	GA	PTS
California Jaguars	18	12	6	30	21	34
Sacramento Scorpions	18	11	7	23	22	29
El Paso Patriots	18	10	8	30	24	28
New Mexico Chiles	18	9	9	24	24	27
Reno Rattlers	18	6	12	13	33	8

Central Division

	GP	W	L	GF	GA	PTS
Milwaukee Rampage	18	13	5	36	19	33
Minnesota Thunder	18	10	8	31	16	30
New Orleans R'boat Gamblers	18	9	9	31	36	23
Ohio Xoggg	18	6	12	29	34	16
Chicago Stingers	18	5	13	29	41	13

EASTERN CONFERENCE

North Atlantic Division

	GP	W	L	GF	GA	PTS
Long Island Rough Riders	18	11	7	39	30	33
Richmond Kickers	18	10	8	34	24	28
Connecticut Wolves	18	11	7	37	31	25
Delaware Wizards	18	6	12	20	29	16
Cape Cod Crusaders	18	5	13	24	39	13
New Jersey Stallions	18	2	16	19	52	6

South Atlantic Division

	GP	W	L	GF	GA	PTS
Carolina Dynamo	18	15	3	37	15	43
South Carolina Shamrocks	18	12	6	42	31	34
Hampton Roads Mariners	18	13	5	32	15	31
Tampa Bay Cyclones	18	10	8	40	32	28
Raleigh Flyers	18	7	11	25	26	21

1996 SELECT LEAGUE PLAYOFFS

North Atlantic Division

First Round

Delaware 3, Connecticut 2

Final

Long Island 2, Delaware 0

South Atlantic Division

First Round

Hampton Roads 3, South Carolina 2 (SO)

Final

H.R. def. Carolina (1-0 (OT), 0-4, 1-0)

Central Division

First Round

Minnesota 5, New Orleans 1

Final

Minnesota def. Milwaukee (3-1, 0-2, 1-0)

Pacific Division

First Round

Sacramento 2, El Paso 1 OT

Final

California def. Sacramento (2-0, 2-1)

Select Six

Charleston qualified as Pro Champion

Group A: Richmond 6, Charleston 1

California 3, Charleston 1

California 1, Richmond 0

Minnesota 3, Hampton Roads 2

Long Island 1, Minnesota 0

Long Island 3, Hampton Roads 2



USL-2 HISTORY

1996 03 PRO LEAGUE STANDING

Western Conference	GP	W	L	GF	GA	PTS
Hawaii Tsunami	16	10	6	31	19	30
Chico Rooks	16	10	6	23	16	28
Everett BigFoot	16	10	6	27	20	24
San Fernando V Golden Eagles	16	10	6	20	22	24
Yakima Reds	16	8	8	29	20	24
Cascade Surge	16	7	9	33	23	21
California Central V Hydras	16	3	13	16	48	9

Central Conference	GP	W	L	GF	GA	PTS
Dallas/Fort Worth Toros	16	9	7	33	31	27
Rockford Raptors	16	9	7	34	28	25
Tulsa Roughnecks	16	8	8	38	34	24
Houston Hurricanes	16	5	11	28	43	15
San Antonio Pumas	16	4	12	23	49	8

Northeast Conference	GP	W	L	GF	GA	PTS
Central Jersey Riptide	16	13	3	44	24	35
North Jersey Imperials	16	11	5	42	26	33
Rhode Island Stingrays	16	10	6	36	20	30
Reading Rage	16	10	6	39	31	28
Philadelphia Freedom	16	10	6	40	25	26
New Hampshire Phantoms	16	9	7	32	40	25
Baltimore Bays	16	5	11	19	34	15
Albany Alleycats	16	4	12	33	44	12
Worcester Wildfire	16	1	15	19	57	1

South Atlantic Conference	GP	W	L	GF	GA	PTS
Charlotte Eagles	16	12	4	49	25	36
Charleston Battery	16	12	4	46	21	34
Wilmington Hammerheads	16	7	9	20	30	19
Washington Mustangs	16	6	10	25	37	18
Mobile Revelers	16	5	11	15	33	11
Chattanooga Express	16	1	15	18	55	3

1996 03 PRO LEAGUE PLAYOFFS

Conference Playoffs

Northeast Conference

Semifinals

North Jersey 3, Rhode Island 1

Central Jersey 2, Reading 1

Final

North Jersey def. Central Jersey (5-1, 1-0 (SO))

South Atlantic Conference

Semifinals

Wilmington 3, Washington 1

Charlotte 1, Mobile 0

Final

Wilmington 3, Charlotte 0

Central Conference

Semifinals

Tulsa 3, Rockford 2 (SO)

Dallas/Fort Worth 1, Houston 0 (SO)

Final

Dallas/Fort Worth def. Tulsa (3-1, 1-0)

Western Conference

Semifinals

Chico 3, San Fernando Valley 0

Everett 2, Hawaii 1

Final

Chico 2, Everett 1 (SO)

Sizzlin' Six

Group A

Charleston 2, Dallas Fort/Worth 1

Chico 2, Dallas/Fort Worth 1 (OT)

Charleston 2, Chico 1

Group B

Wilmington 3, North Jersey 0

Charlotte 6, North Jersey 2

Charlotte 1, Wilmington 0

Semifinals

Charlotte 1, Chico 0

Charleston 2, Wilmington 0

Final

Charleston 3, Charlotte 2 (SO)





USL-2 HISTORY

1995 03 PRO LEAGUE STANDING

Northeast Division

Coastal Conference										
GP	W	L	GF	GA	BNS	PTS	SW	SL		
Long Island Rough Riders	20	19	1	69	20	45	157	1	0	
Delaware Wizards	20	16	4	47	22	41	137	0	0	
Jersey Dragons	20	12	8	48	32	39	111	1	1	
Cape Cod Crusaders	20	11	9	49	33	35	105	0	2	
Rhode Island Stingrays	20	5	15	30	56	28	60	1	2	
Baltimore Bays	20	4	16	29	64	28	50	1	0	
Capital Conference										
GP	W	L	GF	GA	BNS	PTS	SW	SL		
New York Fever	20	15	5	43	22	38	124	2	0	
North Jersey Imperials	20	13	7	63	35	47	123	0	1	
Pennsylvania Freedom	20	12	8	55	44	44	116	1	1	
Albany Alleycats	20	9	11	48	51	41	97	0	1	
New Hampshire Ramblers	20	10	10	42	32	35	95	1	1	
Connecticut Wolves	20	8	12	35	53	29	79	0	1	
Boston Storm	20	3	17	25	62	24	42	0	0	

Atlantic Division										
GP	W	L	GF	GA	BNS	PTS	SW	SL		
Charleston Battery	20	17	3	58	16	44	146	1	1	
Charlotte Eagles	20	14	6	59	35	45	126	1	0	
Raleigh Flyers	20	14	6	49	32	42	126	1	1	
Myrtle Beach Boyz	20	13	7	51	36	39	119	0	1	
Hampton Roads Mariners	20	13	7	51	31	41	119	1	1	
Greensboro Dynamo	20	11	9	55	33	43	111	0	0	

Midwest Division

East Conference										
GP	W	L	GF	GA	BNS	PTS	SW	SL		
Minnesota Thunder	20	19	1	72	15	49	163	0	0	
Chicago Stingrays	20	11	9	49	46	39	105	0	0	
St. Louis Knights	20	11	9	43	42	34	96	2	0	
Cincinnati Cheetahs	20	5	15	36	50	33	67	0	2	
Detroit Wheels	20	2	18	25	66	24	29	0	1	
West Conference										
GP	W	L	GF	GA	BNS	PTS	SW	SL		
Milwaukee Rampage	20	17	3	63	24	45	147	0	0	
Columbus Xoggg	20	17	3	62	19	46	147	1	0	
Louisville Thoroughbreds	20	11	9	50	44	41	107	1	1	
Lexington Bandits	20	9	11	42	52	39	89	2	0	
Rockford Raptors	20	8	12	36	36	28	78	0	1	

Southeast Division										
GP	W	L	GF	GA	BNS	PTS	SW	SL		
Tampa Bay Cyclones	20	17	3	70	25	47	147	1	0	
Mobile Revelers	20	13	7	39	21	34	116	0	2	
Chattanooga Railroaders	20	10	10	50	51	40	98	1	0	
Ft. Lauderdale Strikers	20	8	12	36	56	32	78	1	0	
Florida Stars	20	8	12	36	56	26	76	0	1	

South Central Division										
GP	W	L	GF	GA	BNS	PTS	SW	SL		
El Paso Patriots	20	15	5	67	38	51	141	0	0	
D/FW Toros	20	13	7	62	40	44	126	0	2	
New Mexico Chiles	20	13	7	54	31	42	120	0	0	
San Antonio Pumas	20	13	7	69	46	44	120	1	0	
New Orleans Gamblers	20	12	8	41	33	39	113	1	2	
Texas Lightning	20	7	13	37	65	33	75	0	0	
Tulsa Roughnecks	20	6	14	32	45	31	67	1	1	

Western Division

North Conference										
GP	W	L	GF	GA	BNS	PTS	SW	SL		
Monterey Bay Jaguars	20	16	4	60	24	46	138	2	0	
Chico Rooks	20	14	6	58	34	45	129	0	1	
Reno Rattlers	20	13	7	44	23	37	115	1	1	
CCV Hydra	20	9	11	42	46	34	90	0	1	
San Francisco Bay Diablos	20	6	14	43	49	34	72	0	3	
South Conference										
GP	W	L	GF	GA	BNS	PTS	SW	SL		
Los Angeles Salsa	20	15	5	63	34	47	137	0	0	
San Diego Top Guns	20	13	7	47	32	41	115	2	0	
Valley Golden Eagles	20	11	9	41	31	34	104	0	2	
Las Vegas Quicksilvers	20	3	17	22	55	22	40	0	0	

Northern Division										
GP	W	L	GF	GA	BNS	PTS	SW	SL		
Hawaii Tsumani	20	18	2	69	15	48	154	1	0	
Oregon Surge	20	14	6	61	37	47	131	0	0	
Everett Bigfoot	20	12	8	38	36	32	102	1	0	
Portland Firebirds	20	9	11	36	30	31	91	0	3	
Yakima Reds	20	4	16	29	60	27	51	0	0	

1995 03 PRO LEAGUE PLAYOFFS

Atlantic Division

Semifinals	
Myrtle Beach 3, Charleston 0	
Raleigh 2, Charlotte 0	
Final	
Myrtle B. def. Raleigh (1-6, 3-1, 2-0)	

Northwest Division

First Round	
Oregon 3, Everett 2	
Final	
Hawaii 2, Oregon 0	

South Central Division

Semifinals	
El Paso 3, San Antonio 2	
New Mexico 7, Dallas/Fort Worth 2	
Final	
New Mexico def. El Paso (3-0, 2-1)	

Southeast Division

Semifinals	
Tampa Bay 4, Ft. Lauderdale 1	
Chattanooga 2, Mobile 0	
Final	
Tampa Bay 3, Chattanooga 1	

Northwest Division

First Round	
Jersey 1, Pennsylvania 0	
Cape Cod 4, North Jersey 1	
Semifinals	
Delaware 5, Cape Cod 4 (SO)	
New York 1, Jersey 0	
Final	
New York def. Delaware (1-0, 2-0)	

Midwest Division

First Round	
Chicago 2, St. Louis 1	
Columbus 1, Louisville 0	
Semifinals	
Minnesota def. Chicago (2-0, 3-1)	
Milwaukee def. Columbus (2-1 (SO), 1-0)	
Final	
Minnesota def. Milwaukee (0-2, 3-2 (OT), 1-0)	

Western Division

First Round	
Reno 2, Chico 1	
Semifinals	
Monterey Bay 2, Reno 1	
Los Angeles 5, San Diego 1	
Final	
Monterey Bay def. L.A. (3-2, 2-1)	

Group A:

Long Island 2, Monterey Bay 1
 Monterey Bay 8, New Mexico 1
 Long Island 4, New Mexico 1

Group B:

New York 1, Hawaii 0 (SO)
 Minnesota 2, New York 1 (SO)

Group C:

Tampa Bay 5, Myrtle Beach 3
 Milwaukee 3, Tampa Bay 2
 Myrtle Beach 4, Milwaukee 2

Semifinals

Minnesota 4, Myrtle Beach 3 (OT)
 Long Island 5, Tampa Bay 2

Final

Long Island 2, Minnesota 1



PDL HISTORY

2012 PDL Honors

MVP: Sullivan Silva
Scoring Champion: Sullivan Silva
Goal Scoring Champion: Deshorn Brown
Goal Scoring Champion: Sullivan Silva
Assist Champion: Jordan Green
GAA Champion: Tom Catalano
Adam Grimwis
U19 Player of the Year: Adam Grimwis
Goalkeeper of the Year: Adam Grimwis
Defender of the Year: Kevin Cope
Coach of the Year: Gary Parsons
Executive of the Year: Scott Zapko
Organization of the Year:

Thunder Bay
 Thunder Bay
 Reading
 Thunder Bay
 Kansas City
 Michigan
 Michigan
 Michigan
 Michigan
 Michigan
 Michigan
 Carolina
 London

2011 PDL Honors

MVP: Milton Blanco
Scoring Champion: Milton Blanco
Goal Scoring Champion: Jake Keegan
Assist Leader: Milton Blanco
GAA Champion: Stephen Paterson
Rookie of the Year: Jake Keegan
Goalkeeper of the Year: Mitch Hildebrandt
Defender of the Year: Stewart Glvens
Coach of the Year: Gary Parsons
Executive of the Year: John Marrello
Organization of the Year:

Fresno Fuego
 Fresno Fuego
 Westchester Flames
 Fresno Fuego
 Thunder Bay Chill
 Westchester Flames
 Michigan Bucks
 Michigan Bucks
 Michigan Bucks
 Thunder Bay Chill
 Fresno Fuego

2010 PDL Honors

MVP: Brent Richards
Scoring Champion: Brandon Swartzendruber
Goal Scoring Champion: Brandon Swartzendruber
Assist Leader: Gustavo Oliveira
GAA Champion: Jacob Gleeson
Rookie of the Year: Brent Richards
Goalkeeper of the Year: Ryan Meara
Defender of the Year: Joe Tait
Coach of the Year: Jim Rliatt
Executive of the Year: Rusty Bryant
Organization of the Year:

Portland
 Thunder Bay
 Thunder Bay
 Thunder Bay
 Portland
 Portland
 Ironbound
 Baton Rouge
 Portland
 Mississippi
 Portland

2009 PDL Honors

MVP: Aaron Wheeler
Scoring Champion: Aaron Wheeler
Goal Scoring Champion: Aaron Wheeler
Assist Leader: Jon Ports
GAA Champion: Josh Pantazelos
U19 Player of the Year: Christian Ibeagha
Goalkeeper of the Year: James Maurer
Defender of the Year: Christian Ibeagha
Coach of the Year: Casey Mann
Executive of the Year: David Markley
Organization of the Year:

Reading
 Reading
 Reading
 Reading
 Mississippi
 Cary
 Chicago
 Cary
 Des Moines
 Austin
 Des Moines

2008 PDL Honors

MVP: Junior Garcia
Scoring Champion: Junior Garcia
Goal Scoring Champion: Junior Garcia
Assist Leader: Fabricio Codeceira
GAA Champion: Miguel Gallardo
U19 Player of the Year: Felix Garcia
Goalkeeper of the Year: Miguel Gallardo
Defender of the Year: Norberto Papandrea
Coach of the Year: Wolfgang Sunholz
Executive of the Year: Gali Maimon
Organization of the Year:

Yakima
 Yakima
 Yakima
 Fresno
 Austin
 Laredo
 Austin
 Austin
 Austin
 Brooklyn
 Ocean City

2007 PDL Honors

MVP: Pablo Campos
Scoring Champion: Pablo Campos
Goal Scoring Champion: Pablo Campos
Assist Leader: Gustavo Oliveira
GAA Champion: Evan Newton
U19 Player of the Year: Evan Newton
Goalkeeper of the Year: Evan Newton
Defender of the Year: David Horst
Coach of the Year: Jon Hall
Executive of the Year: Neil Holloway
Organization of the Year:

Fresno
 Fresno
 Fresno
 Thunder Bay
 Hampton Roads
 Hampton Roads
 Hampton Roads
 Hampton Roads
 Hampton Roads
 Hampton Roads
 Ocean City
 Fresno

2006 PDL Honors

MVP: Freddy Moojen
Scoring Champion: John Cunliffe
Goal Scoring Champions: John Cunliffe
 Freddy Moojen
Assist Leader: Nate Jafa
Goalkeeper of the Year: Eric Reed
U19 Player of the Year: PJ Wilson
Defender of the Year: Osei Telesford
Coach of the Year: Joe Brown
Executive of the Year: Dan Duggan
Organization of the Year:

Augusta
 Boulder
 Boulder
 Augusta
 Michigan
 Southern California
 Fort Wayne
 Carolina
 Carolina
 Michigan
 Laredo

2005 PDL Honors

MVP: Daniel Frias
Scoring Champion: Freddy Moojen
Goal Scoring Champions: Freddy Moojen
 Andrew Metcalf
Assist Leader: Cristian Neagu
Goalkeeper of the Year: Nathan Pena
U19 Player of the Year: Bret Hite
Defender of the Year: Kevin Taylor
Coach of the Year: Metherme Ndlovu
Executive of the Year: Mark Geissbauer
Organization of the Year:

El Paso
 Cocoa
 Cocoa
 Cape Cod
 Richmond
 Orange County
 Spokane
 Michigan
 Indiana
 Cascade
 BYU

2004 PDL Honors

MVP: Ruben Mingo
Scoring Champion: Julio Frias-Adame
Goal Scoring Champion: Julio Frias-Adame
Assist Leader: Mark Rowland
Goalkeeper of the Year: Brad Guzan
Rookie of the Year: Justin Moose
U19 Player of the Year: Bret Hite
Defender of the Year: John Thompson
Coach of the Year: Dan Christian
Executive of the Year: Jim Duggan
Organization of the Year:

South Jersey
 El Paso
 El Paso
 DFW
 Chicago
 Carolina
 Spokane
 South Jersey
 South Jersey
 Michigan
 Central Florida

2003 PDL Honors

MVP: Tomas Boltnar
Scoring Champion: Bo Vuckovic
Goal Scoring Champion: Bo Vuckovic
Assist Leader: Joseph Ngwenya
Goalkeeper of the Year: Tomas Boltnar
Rookie of the Year: Joseph Kabwe
Defender of the Year: Ben Buerger
Coach of the Year: John O'Hara
Executive of the Year: Eric Vasquez
Organization of the Year: Jose Luis Delgadillo
 Alfredo Guzman

Des Moines
 Vermont
 Vermont
 Cape Cod
 Des Moines
 Des Moines
 Nashville
 Richmond
 Central Florida
 Fresno
 New Orleans
 Fresno
 Mid Michigan

2002 PDL Honors

MVP: Tomas Boltnar
Scoring Champion: Tomas Boltnar
Goal Scoring Champion: Tomas Boltnar
Assist Leader: Bo Simec
Goalkeeper of the Year: Matt Pickens
Rookie of the Year: Tomas Boltnar
Defender of the Year: Denny Clanton
Coach of the Year: Laurie Calloway
Executive of the Year: Stephanie Keenan
Organization of the Year:

Des Moines
 Des Moines
 Des Moines
 Des Moines
 Vermont
 Chicago FR
 Des Moines
 Chicago FR
 Chicago FR
 Des Moines
 Kalamazoo
 Thunder Bay

2001 PDL Honors

MVP: Beau Brown
Scoring Champion: Beau Brown
Goal Scoring Champion: Beau Brown
Assist Leader: Chris Veselka
GAA Champion: Lars Hirschfeld
Goalkeeper of the Year: Lars Hirschfeld
Rookie of the Year: T.J. Riffing
Defender of the Year: Birch Wylie
Coach of the Year: Bret Hill
Executive of the Year: Paul Gizzi
Organization of the Year:

Lafayette
 Lafayette
 Lafayette
 Lafayette
 Calgary
 Calgary
 Sioux Falls
 Texas
 Chicago FR
 So. California
 Vermont



PDL HISTORY

2000 PDL Honors

MVP:	Fabio Edelwein	Sioux City
Scoring Champion:	Arshak Abyanli	San Fernando
Goal Scoring Champion:	Boniventure Maruti	Mid Michigan
Assist Leader:	Arshak Abyanli	San Fernando
Goalkeeper of the Year:	Adam Throop	Chicago
Rookie of the Year:	Ryan Trout	Kalamazoo
Defender of the Year:	Nate Nelson	Yakima
Coach of the Year:	Joe Malachino	Mid Michigan
Executive of the Year:	Jim Duggan	Mid Michigan
Organization of the Year:		Yakima

1999 PDL Honors

MVP:	Fabio Edelwein	Sioux City
Scoring Champion:	Fabio Edelwein	Sioux City
Goal Scoring Champion:	Fabio Edelwein	Sioux City
Assist Leader:	Paul Snape	Mid Michigan
Goalkeeper of the Year:	Jeremy DoBay	Jackson
Rookie of the Year:	David Morris	Abbotsford
co-Defender of the Year:	Joe Marks	Spokane
	Mark Schulte	Twin Cities
Coach of the Year:	Tony Vandermeer	Willamette V
Executive of the Year:	Jeanne Weeks	C. Florida
Organization of the Year:		Spokane

1998 PSDL Honors

MVP:	Rodrigo Costa	Detroit
Scoring Champion:	Boniventure Maruti	Jackson
Goal Scoring Champion:	Boniventure Maruti	Jackson
Assist Leader:	Paul Oyuga	Jackson
Goalkeeper of the Year:	Josh Fouts	Spokane
Rookie of the Year:	Brian Ching	Spokane
Defender of the Year:	Dave Adams	Colorado
Coach of the Year:	Peter Fuller	Jackson

1997 PSDL Honors

MVP:	Lester Felician	Jackson
Scoring Champion:	Rodrigo Costa	Detroit
Goal Scoring Champion:	Rodrigo Costa	Detroit
Assist Leader:	Lester Felician	Jackson
Goalkeeper of the Year:	Alan Beilke	Central Coast
Rookie of the Year:	Rodrigo Costa	Detroit
Defender of the Year:	Craig Demmin	Jackson
Coach of the Year:	Steve Burns	Mid Michigan

1996 Premier League Honors

MVP:	Pasi Kinturi	Nashville
Scoring Champion:	Pasi Kinturi	Nashville
Goal Scoring Champion:	Pasi Kinturi	Nashville
Assist Leader:	Steve Freeman	Cocoa
Goalkeeper of the Year:	Mike LeBerge	Colorado Springs
Rookie of the Year:	Bryan Taylor	Central Coast
Coach of the Year:	Nuno Piteira	Charleston

1995 Premier League Honors

MVP:	Rob Ukrop	Richmond
Scoring Champion:	Gabe Jones	Austin
Goal Scoring Champion:	Gabe Jones	Austin
Assist Leader:	Holger Schneider	Birmingham
Goalkeeper of the Year:	Alfredo Estrada	Jackson
co-Coach of the Year:	Blair Reed	Des Moines
	Doug Mello	Des Moines
Rookie of the Year:	Eduardo Yoldi	San Francisco

1994 USISL Honors

MVP:	Manuel Lagos	Minnesota
Scoring Champion:	Chris Veselka	Austin
Goal Scoring Champion:	Richard Sharpe	Cocoa
Assist Leader:	Wane Lobring	Louisville
Goalkeeper of the Year:	Kyle Krpata	San Francisco
Coach of the Year:	Tim Hankinson	Charleston

1993 USISL Honors

MVP:	Eddie Radwanski	Greensboro
Scoring Champion:	Sheldon Lee	Orlando
Goal Scoring Champion:	Sheldon Lee	Orlando
Assist Leader:	Michael Araujo	Coral Springs
Goalkeeper of the Year:	Vince DaSilva	Palo Alto
Coach of the Year:	Mark Dillon	Orlando

1992 USISL Honors

MVP:	Sheldon Lee	Orlando
Scoring Champion:	Efren Rodarte	El Paso
Goal Scoring Champion:	Efren Rodarte	El Paso
Assist Leader:	Cory KirksPELL	Nashville
Goalkeeper of the Year:	Vince DaSilva	Palo Alto
Coach of the Year:	Joe Silveira	Palo Alto

1991 SISL Honors

MVP:	David Pfeil	Richardson
Scoring Champion:	Uwe Balzis	New Mexico
Goal Scoring Champion:	Vladdy Stanojevic	New Mexico
Assist Leader:	Uwe Balzis	New Mexico
Goalkeeper of the Year:	Jorge Valenzuela	New Mexico
Coach of the Year:	Phil Jones	Richardson

1990 SISL Honors

MVP:	Craig Lammering	Colorado
Scoring Champion:	Mark Friederich	Lubbock
Goal Scoring Champion:	Derek Sholeen	Lubbock
	Chris Veselka	Austin Capital
Assist Leader:	Giancarlo Ferruzi	San Antonio
Goalkeeper of the Year:	Craig Lammering	Colorado
Coach of the Year:	Phil Jones	Richardson

1989 SISL Honors

MVP:	Kelvin Norman	Colorado
Scoring Champion:	Don Gallegos	Colorado
Goal Scoring Champion:	Don Gallegos	Colorado
Assist Leader:	Chino Melendez	Colorado
	Steve Hayes	Tulsa
Goalkeeper of the Year:	Craig Lammering	Colorado
Coach of the Year:	Ed Eid	Colorado

2012 PDL All-League Team

GK	Adam Grinwis	Michigan
D	Max Gunderson	Laredo
D	Sebastian Ibeagha	Carolina
D	Kevin Cope	Michigan
D	DeAndre Yedlin	Seattle
M	Matt Friesen	Kitsap
M	Jordan Green	Kansas City
M	Tom Catalano	Michigan
F	Sullivan Silva	Thunder Bay
F	Deshorn Brown	Reading
F	Mark Sherrod	Portland

2012 All-Eastern Conf. Team

GK	John McCarthy	Ocean City
D	Patrick Boucher	CFC Azul
D	Marcello Castro	Ottawa
D	Greg Cochrane	Reading
D	Sebastian Ibeagha	Carolina
MF	Christian Barreiro	Baltimore
MF	Jason Massie	GPS Portland
MF	Stephen Okai	Reading
F	Deshorn Brown	Reading
F	Alencar Junior	Worcester
F	David Neuberth	Real Maryland

2012 All-Central Conf. Team

GK	Adam Grinwis	Michigan
D	Sicelo Buthelezi	Thunder Bay
D	Kevin Cope	Michigan
D	Lorne Donaldson	Real Colorado
D	Peter Nechvalat	Kansas City
MF	Tom Catalano	Michigan
MF	Bryan Giesluka	Chicago
MF	Jordan Green	Kansas City
F	Jordan Ayris	Forest City
F	Sullivan Oliveira Silva	Thunder Bay
F	Branden Stelmak	Cincinnati

2012 All-Southern Conf. Team

GK	Alonso Jimenez	West Texas
D	Taian de Souza	Panama City Beach
D	Oumar Diakhite	Orlando City
D	Max Gunderson	Laredo Heat
D	Zack Pope	Austin Aztet
MF	Juan de Dios Ibarra-Trevino	Laredo
MF	Douglas Dos Santos	Ocala
MF	Kekuta Manneh	Reading
F	Karamba Jannah	Ocala
F	Chrispin Ochieng	Mississippi
F	Kristopher Tyrpak	Austin

2012 All-Western Conf. Team

GK	Elliott Mitrou	Victoria
----	----------------	----------



PDL HISTORY

D James Farenhorst Vancouver
 D Stephen Mohn Kitsap
 D Connor Spence FC Tucson
 D DeAndre Yedlin Seattle
 MF Ben Fish Vancouver
 MF Matt Friesen Kitsap
 MF Francisco Lopez Ventura County
 F Jaime Chavez LA
 F Mark Sherrod Portland
 F Gyasi Zardes Ventura County

2011 PDL All-League Team
 G Mitch Hildebrandt Michigan
 D Dillon Barna Ventura County
 D Wilson Rodrigues Neto Thunder Bay
 D Stewart Givens Michigan
 D Daniel Scott Kitsap
 M Daniel Barrera Ventura County
 M Jonathan Mendoza Central Florida
 M John Sosa Des Moines
 F Milton Blanco Fresno
 F Chandler Hoffman Orange County
 F Jake Keegan Westchester

2011 All-Eastern Conf. Team
 G Brian Holt Reading
 D Kyle Manscuk Ottawa
 D Brian Fekete MPS Portland
 D Shawn Foote Jersey
 D Matthew Baker Reading
 M Jason Massie MPS Portland
 M Keishen Bean Bermuda
 M Stephen Okai Reading
 F Jake Keegan Westchester
 F Dominick Sarle Long Island
 F Hakan Ilhan Carolina

2011 All-Central Conf. Team
 G Mitch Hildebrandt Michigan
 D Kevin Cope Chicago Fire
 D Stewart Givens Michigan
 D Jonathan Raj Chicago Fire
 M Wilson Rodrigues Neto Thunder Bay
 M John Sosa Des Moines
 M Albert Edward River City
 M Thomas Catalano Michigan
 F Adam Mena Indiana
 F Brandon Stelmak Cincinnati
 F Brandon Swartzendruber Thunder Bay

2011 All-Southern Conf. Team
 G Kennel Baker Central Florida
 D Hugo Samano Contrera El Paso
 D Carlos Ordaz Laredo
 D Guilherme Reis Mississippi
 D Daniel Sackman Central Florida
 M Michael Ariza Mississippi
 M Enrique Cervantes El Paso
 M Jonathan Mendoza Central Florida
 F Moses Aduny Mississippi
 F Esteban Bayona Laredo
 F Achilles Campion Baton Rouge

2011 All-Western Conf. Team
 G Bryan Mesedith Kitsap
 D Dillon Barna Ventura County
 D Fernando DeAlba LA Blues 23
 D Ryan Kawulok Portland
 D Daniel Scott Kitsap
 M Daniel Barrera Ventura County
 M Nikolas Besagno Kitsap
 M Jose Cuevas Fresno
 F Brent Richards Portland
 F Chandler Hoffman Orange County
 F Milton Blanco Fresno

2010 PDL All-League Team
 G Ryan Meara Ironbound
 D Mark Lee Baton Rouge
 D Mark Lee Kitsap
 D Matthew Hedges Reading
 D Alexis Pradie Ottawa
 M Scott Rojo Carolina
 M Frank Alessi Ironbound
 M Freddie Braun Portland
 F Kenny Uzoigwe Michigan
 F Brent Richards Portland
 F Moses Aduny Mississippi

2010 All-Eastern Conf. Team
 G Ryan Meara Ironbound
 D Matthew Hedges Reading

D Alexis Pradie Ottawa
 D Chris Christian Central Jersey
 D John Fletcher Ocean City
 M Scott Rojo Carolina
 M Frank Alessi Ironbound
 M Luke Mulholland Reading
 F Charles Sapong NJ Rangers
 F Dominic Reinhold NJ Rangers
 F Will Beague Ottawa

2010 All-Central Conf Team
 G Oscar Moens Dayton
 D Stewart Givens Michigan
 D Sebastian Stihler London
 D Craig Brown Kalamazoo
 D Logan McDaniel Des Moines
 M Steven Beattie Cincinnati
 M Jeremy Warman Kansas City
 M Alan McGehee London
 F Kenny Uzoigwe Michigan
 F Gustavo Oliveira Thunder Bay
 F Brandon Swartzendruber Thunder Bay

2010 All-Western Conf. Team
 G Jacob Gleeson Portland
 D Mark Lee Kitsap
 D Daniel Scott Kitsap
 D Mohammed Aziz Abbotsford
 D Ryan Kawulok Portland
 M Freddie Braun Portland
 M Jordie Hughes Victoria
 M Cameron Hepple Kitsap
 F Brent Richards Portland
 F Amani Walker Orange County
 F Jaime Chavez Hollywood

2010 All-Southern Conf. Team
 G Leif Craddock West Texas
 D Joe Tait Baton Rouge
 D Guilherme Reis Bradenton
 D William Hunt Mississippi
 D Ryan McDonald Nashville
 M Lucas Paulini Mississippi
 M Jonathan Mendoza Central Florida
 M Carl Reynolds New Orleans
 F Moses Aduny Mississippi
 F Ben Callon Baton Rouge
 F Ryan Maloney Atlanta

2009 PDL All-League Team
 G James Maurer Chicago
 D Christian Ibeagha Cary
 D Bonvenger Misiko Fort Wayne
 D Daniel Scott Seattle
 D Chris Williams New Orleans
 M Will Beague Ottawa
 M Dave Hertel Michigan
 M Armando Ochoa Hollywood
 F Tom Oatley Kalamazoo
 F Debola Ogunskey Mississippi
 F Aaron Wheeler Reading

2009 All-Central Conf. Team
 G James Maurer Chicago
 D Anthony Dibbase Forest City
 D Bonvenger Misiko Fort Wayne
 D Wilson Neto Thunder Bay
 D Brian Wurst Kansas City
 M Dave Hertel Michigan
 M Nolan Intermoia Thunder Bay
 M Brad Stisser Colorado
 F Andre Akpan Chicago
 F Teal Bunbury Rochester
 F Tom Oatley Kalamazoo

2009 All-Eastern Conf. Team
 G Tunie Ogunbiyi Ocean City
 D Brian Chamney Ottawa
 D Christian Ibeagha Cary
 D Rich Martinez Long Island
 D Sheanon Williams Carolina
 M Will Beague Ottawa
 M Adam Gazda Reading
 M Zach Lloyd Carolina
 F Cody Arnoux Carolina
 F Adam Arthur West Virginia
 F Aaron Wheeler Reading

2009 All-Southern Conf. Team
 G Ryan Cooper Laredo
 D Jamie Cunningham Austin

D Dwayne Demmin Mississippi
 D Thomas Wharf Panama City
 D Chris Williams New Orleans
 M Danny Galvan Laredo
 M Greg Mulamba Laredo
 M Gary Stoforh New Orleans
 F Zak Boggs Bradenton
 F Salvador Luna Rio Grande Valley
 F Debola Ogunskey Mississippi

2009 All-Western Conf. Team
 G Dustyn Brim Kitsap
 D Nick Cardenas Ogden
 D Mark Lee Kitsap
 D Daniel Scott Seattle
 M Ely Allen Seattle
 M Tomislav Colic So California
 M Michael Farfan Los Angeles
 M Armando Ochoa Hollywood
 F Rory Agu Tacoma
 F Brent Whitfield Los Angeles
 F Ryan Youngblood Portland

2008 PDL All-League Team
 G Miguel Gallardo Austin
 D Darius Barnes Cary
 D Mike Holody Michigan
 D Norberto Papandrea Austin
 M Will Beague Ottawa
 M Fabricio Codeceira Fresno
 M Adam Gazda Reading
 M Nate Jafra Michigan
 F Carlos Araujo Central Florida
 F Felix Garcia Laredo
 F Junior Garcia Yakima

2008 All-Central Conf. Team
 G Steve Clark Michigan
 D Terry Alvino Kalamazoo
 D Mike Holody Michigan
 D David Mueller St Louis
 D Robert Younger Chicago
 M Nate Jafra Michigan
 M Michael Nanchoff Cleveland
 M Joseph Salem Des Moines
 F Tommy Heinenmann St Louis
 F Brandon Swartzendruber Thunder Bay
 F Kenny Uzoigwe Michigan

2008 All-Eastern Conf. Team
 G Tomer Chencinski Newark
 D Kalungi Henry Fredericksburg
 D Graham Munro Cape Cod
 D Joseph Ruesgen Newark
 M Will Beague Ottawa
 M Adam Gazda Reading
 M Michael Konicoff Westchester
 M Jeff Matteo Brooklyn
 F Jerrod Laventure Newark
 F James Taranto Reading
 F Michael Todd Long Island

2008 All-Southern Conf. Team
 G Miguel Gallardo Austin
 D Darius Barnes Cary
 D Travis Bender Central Florida
 D Dwayne Demmin Mississippi
 D Norberto Papandrea Austin
 M Leandro Barros Baton Rouge
 M Juan Ibarra Laredo
 M Ryan Roushanel Atlanta
 F Carlos Araujo Central Florida
 F Zak Boggs Bradenton
 F Felix Garcia Laredo

2008 All-Western Conf. Team
 G Frank Logan Ventura County
 D Doug Carr San Francisco
 D Juan Viveros Yakima
 D Mark Lee Tacoma
 M Junior Burgos San Francisco
 M Taylor Canel San Fernando Valley
 M Fabricio Codeceira Fresno
 M Gagandeep Dosaanjir Vancouver
 F Pablo Campos Fresno
 F Randy Edwini-Bonsu Vancouver
 F Junior Garcia Yakima

2007 PDL All-League Team
 G Eyan Nefton Hampton Roads
 D Dwayne Demmin Mississippi
 D David Horst Hampton Roads



PDL HISTORY

D Josh Howard Kansas City
 M Sean Franklin San Fernando V
 M Bruno Guarda DFW
 M Nate Jafra Michigan
 M Ciaran O'Brien Tacoma
 F Pablo Campos Fresno
 F Kenny Uzoigwe Michigan
 F Andrew Wheeler Hampton Roads

2007 All-Central Conf. Team

G Stephen Paterson Thunder Bay
 D Mike Holody Michigan
 D Josh Howard Kansas City
 D Josh White Kansas City
 M Tomas Boltnar Des Moines
 M Keith Gorczyca Kansas City
 M Nate Jafra Michigan
 M Jake Stacy West Michigan
 F Tommy Heinemann St Louis
 F Saidi Isaac Indiana
 F Kenny Uzoigwe Michigan

2007 All-Eastern Conf. Team

G Evan Newton Hampton Roads
 D John Gilkerson Hampton Roads
 D David Horst Hampton Roads
 D Graham Munro Cape Cod
 M Adrian Bumbut Fredericksburg
 M Matia Damiani Brooklyn
 M KK Lima Hampton Roads
 M Matt Narode Albany
 F Dwight Barnett Cape Cod
 F Andrew Hoxie Virginia
 F Andrew Wheeler Hampton Roads

2007 All-Southern Conf. Team

G Diego Restrepo Bradenton
 D Dwayne Demmin Mississippi
 D Jon Leathers Atlanta
 D Anthony Santiago Central Florida
 M Bruno Guarda DFW
 M Juan Ibarra Laredo
 M Ryan Roushanel Atlanta
 M Shea Salinas Carolina
 F Zak Boggs Bradenton
 F Tony Judice Baton Rouge
 F Tony Taylor Central Florida

2007 All-Western Conf. Team

G Kevin Guppy San Fernando V
 D Brad Peetoom Abbotsford
 D Luke Sassano San Jose
 D Hugh Van Wagenen BYU
 M Fabricio Codeceira Fresno
 M Sean Franklin San Fernando V
 M Ciaran O'Brien Tacoma
 M Brock Trejo BYU
 F Pablo Campos Fresno
 F Mark Draycott Ventura County
 F Stefan Ostergren Cascade

2006 PDL All-League Team

G Eric Reed Southern California
 D Osei Telesford Carolina
 D David Horst Virginia Beach
 D Mike Mitchinson Cape Cod
 M Hunter West Bradenton
 M Nate Jafra Michigan
 M Tomas Boltnar Des Moines
 M Brock Trejo BYU
 F John Cunniffe Chicago
 F Frederick Moojen Augusta
 F Randi Patterson Carolina

2006 All-Central Conf. Team

G Evan Bush Chicago
 D Deno Merrick St. Louis
 D Danilo Oliveira Des Moines
 D Serginho Sandy Indiana
 M Nate Jafra Michigan
 M Tomas Boltnar Des Moines
 M Josh Tudela Kalamazoo
 M Sinisa Ubiparipovic Chicago
 F John Cunniffe Boulder
 F Jake Stacy West Michigan
 F Kenny Uzoigwe Michigan

2006 All-Eastern Conf. Team

G Brian Levey Cape Cod

D David Horst Virginia Beach
 D Mike Mitchinson Cape Cod
 D Graham Munro Cape Cod
 M Matt Lacey Richmond
 M Jared Kent Virginia Beach
 M Frederick Schramm Westchester
 M Geoffrey Cameron Rhode Island
 F Byron Carmichael Ocean City
 F David Bulow Cape Cod
 F Kevin Omokhua Ottawa

2006 All-Southern Conf. Team

G Ryan Shaughnessy Laredo
 D Osei Telesford Carolina
 D Anthony Santiago Central Florida
 D Darius Barnes Raleigh
 D Hugo Samano El Paso
 M Hunter West Bradenton
 M Wells Thompson Carolina
 M John Drummond Atlanta
 F Frederick Moojen Augusta
 F Randi Patterson Carolina
 F Ben Hunter Carolina

2006 All-Western Conf. Team

G Eric Reed Southern California
 D Anthony Griffiths Cascade
 D James Giebelhaus Abbotsford
 D Ken Ojuka BYU
 M Brock Trejo BYU
 M Fabricio Codeceira Fresno
 M Vlye Martin Bakersfield
 M JT Searles Southern California
 F Chris Sardon Yakima
 F Cameron Wilson Abbotsford
 F Anthony Hamilton Orange County

2005 PDL All-League Team

G Nathan Pena Orange County
 D Kevin Taylor Michigan
 D John Thompson Ocean City
 D Josh Westermann Cascade
 M Tomas Boltnar Des Moines
 M Daniel Bustos West Michigan
 M Fabricio Codeceira Fresno
 M Justin Moose Carolina
 F Daniel Frias El Paso
 F Freddy Moojen Cocoa
 F Cristian Neagu Richmond

2005 All-Central Conf. Team

G Eric Pogue Toledo / Chicago
 D Liam Girard Boulder
 D Kevin Taylor Michigan
 D Jed Zayner Chicago
 M Tomas Boltnar Des Moines
 M Daniel Bustos West Michigan
 M Stephan David Indiana
 M Ryan McMahon Michigan
 F Kyle Brown Chicago
 F David Leung Chicago
 F Kyle Perkins Kansas City

2005 All-Eastern Conf. Team

G Ryan Carr Ocean City
 D David Horst Reading
 D Kareem Smith Cape Cod
 D Stephen Shirley Richmond
 D John Thompson Ocean City
 M Tony Donatelli Carolina
 M Justin Moose Vermont
 F Ruben Mingo Ocean City
 F Cristian Neagu Richmond
 F Dominic Oduro Richmond

2005 All-Southern Conf. Team

G Ryan Shaughnessy Laredo
 D Daniell Robertson Central Florida
 D John Rodrigues Nashville
 D Brad Whitsett Memphis
 M Sonny Guadarrama Austin
 M Miguel Larrosa El Paso
 M Dax McCarty Ajax Orlando
 M Marcelino Uriarte Austin
 F Pablo Araya New Orleans
 F Daniel Frias El Paso
 F Freddy Moojen Cocoa

2005 All-Western Conf. Team

G Nathan Pena Orange County
 D Jose Delgadillo Fresno
 D Jordan Harvey Orange County
 D Josh Westermann Cascade
 M Manuel Brasil California
 M Fabricio Codeceira Fresno
 M Dana McGregor Cascade
 M BJ Pugmire BYU
 F Andy Budny Cascade
 F Brett Hite Spokane
 F Kei Kamara Orange County

2004 PDL All-League Team

G Brad Guzan Chicago
 D Kevin Taylor Michigan
 D John Thompson South Jersey
 D Jeremy Tolleson Cascade
 M Mubanke Chisoni Indiana
 M Neil Holloway South Jersey
 M Tom Polt Orange County
 M Eric Vasquez Central Florida
 F David Bulow Cape Cod
 F Ruben Mingo South Jersey
 F Julio Frias El Paso

2004 All-Central Conf. Team

G Brad Guzan Chicago
 D Mthembe Ndlovu Indiana
 D Erik Nelson Michigan
 D Kevin Taylor Michigan
 M Lubo Bogdanov Sioux Falls
 M Mubanke Chisoni Indiana
 M Jeff Rowland Indiana
 M Josh Simpson Boulder
 F Dan Broxup Fort Wayne
 F Hamid Mehreioskouei Chicago
 F Kenny Uzoigwe Toledo

2004 All-Eastern Conf. Team

G John (Slash) Graham Reading
 D Tim Merritt Carolina
 D John Thompson South Jersey
 D Chris Williams South Jersey
 M Neil Holloway South Jersey
 M Justin Moose Carolina
 M Jose Umana Williamsburg
 M Gregory Victor Albany
 F Zico Antunes Rhode Island
 F David Bulow Cape Cod
 F Ruben Mingo South Jersey

2004 All-Southern Conf. Team

G Ryan McIntosh Central Florida
 D Christian Cuevas Ajax Orlando
 D Greg Devito Cocoa
 D Robert Gibbons Central Florida
 M Ian Bishop New Orleans
 M Robin Chan Cocoa
 M Diego Silky Memphis
 M Eric Vasquez Central Florida
 F Lourenzo Andrade DFW
 F Julio Frias El Paso
 F Orville Mullings Central Florida

2004 All-Western Conf. Team

G Eric Reid Southern California
 D Tony Lockhead Orange County
 D Brad Petersen BYU
 D Jeremy Tolleson Cascade
 M Fabricio Codeceira Fresno
 M John Palladino Spokane
 M Tom Polt Orange County
 M Mike Riehl Abbotsford
 F Andry Budny Cascade
 F Edgardo Contreras Fresno
 F Brett Hite Spokane

2003 PDL All-League Team

G John O'Hara Richmond
 D Denny Clanton Chicago
 D Jose Delgadillo Fresno
 D Ross McLynn Memphis
 M Tomas Boltnar Des Moines
 M Greg Chevalier Albany
 M Eric Vasquez Central Florida
 M Bo Vuckovic Vermont
 F Zico Antunes Rhode Island
 F Jason Hotchkinn Southern California
 F Doco Wesseh Thunder Bay



PDL HISTORY

2003 All-Central Conf. Team

G Matt Pickens	Chicago
D Denny Clanton	Chicago
D Danny Crew	Columbus
D Erik Nelson	Mid Michigan
M Tomas Boltnar	Des Moines
M Knox Cameron	Mid Michigan
M Tighe Dombrowki	Chicago
M Ned Grabavoy	Chicago
F Jake Bleyenbergh	Kansas City
F Ken Uzoigwe	Toledo
F Docco Wesseh	Thunder Bay

M Graham Albert	Williamsburg
M Greg Chevalier	Albany
M Clyde Simms	Raleigh
M Bo Vuckovic	Vermont
F Zico Antunes	Rhode Island
F David Bulow	Cape Cod
F Joseph Ngenywa	Cape Cod

F Mubarika Chisoni	Cocoa
F Dayton O'Brien	Memphis

2003 All-Western Conf. Team

G Shaun Kalnasy	Spokane
D Jose Luis Delgado	Fresno
D Leonard Griffin	Orange County
D Jacob Ward	Southern California
M Enrique Camarena	Cascade
M Paul Johnson	Spokane
M Thomas Poltt	Orange County
M Matt Taylor	Orange County
F Edgardo Contreras	Fresno
F Jason Hotchkinn	Southern California
F Jason Kuska	SpokaneM

2003 All-Southern Conf. Team

G Daryl Sattler	Nashville
D Danny Collins	Cocoa
D Thomas McCallum	Nashville
D Ross McLynn	Memphis
M Stephen Murray	Nashville
M Stephen Pate	New Orleans
M Marcelino Uriarte	Austin
M Eric Vasquez	Central Florida
F Matt Clark	Texas

2003 All-Eastern Conf. Team

G John Ohara	Richmond
D Christian Neagu	Richmond
D Gary Sullivan	Brooklyn
D Valdemar Teixeira	Rhode Island

2012 Scoring Leaders

Rank	Name	Team	Games	Points
1.	Sullivan Silva	Thunder Bay	15	32
2.	Deshorn Brown	Reading	13	28
3.	Jordan Green	Kansas City	15	26
	David Neuberth	Real Maryland	15	26
	Juan Velaz	Thunder Bay	15	26
6.	Juan de Dios Ibarra	Laredo	16	25
7.	Jack McVey	NJ Rangers	16	24
8.	Stefan Dimitrov	Brooklyn	9	23
	Jordan Ayris	FC London	11	23
	Kris Tyrpa	Austin	13	23
	Zoncher Dennis	Ocean City	14	23
	Joseph Ovenseri	Jersey	14	23
	Mark Sherrod	Portland	16	23
14.	Hakan Ilhan	Carolina	13	22
	Tom Catalano	Michigan	16	22
16.	Alassane Kane	Real Maryland	8	21
	Dillon Tutty	River City	10	21
	Karamba Jannah	Ocala	15	21
19.	Jaime Chavez	LA Misioneros	11	20
	Alencar Junior	Worcester	11	20

2012 Goal Scoring Leaders

Rank	Name	Team	Games	Goals
1.	Deshorn Brown	Reading	13	13
	Sullivan Silva	Thunder Bay	15	13
3.	Zoncher Dennis	Ocean City	14	11
	Joseph Ovenseri	Jersey	14	11
	David Neuberth	Real Maryland	14	11
	Juan de Dios Ibarra	Laredo	16	11
7.	Stefan Dimitrov	Brooklyn	9	10
	Alencar Junior	Worcester	11	10
	Kekuta Manneh	Austin	12	10
	Kris Tyrpak	Austin	13	10

2012 Assist Leaders

Rank	Name	Team	Games	Assists
1.	Jordan Green	Kansas City	15	12
	Tom Catalano	Michigan	16	12
3.	Francisco Lopez	Ventura County	15	8
	David Malloy	Panama City Beach	15	8
	Juan Velaz	Thunder Bay	15	8
	Cameron Vickers	Portland	15	8
	Christian Barreiro	Baltimore	13	7
	Ryan Smith	River City	14	7
9.	Jesus Cortes	Austin	13	6
	Hakan Ilhan	Carolina	13	6

2012 GAA Leaders

Rank	Name	Team	Games	GAA
1.	Adam Grinwis	Michigan	9	0.444
2.	Warren Gross	Western Mass	15	0.600
3.	Emmanuel Martin	Reading	13	0.640
4.	Nils Carlsson	Ottawa	13	0.692
	Stephen Paterson	Thunder Bay	13	0.692
6.	John McCarthy	Ocean City	14	0.725
7.	Rafael Diaz	Jersey	11	0.727
8.	Matthew Sangeloty	CFC Azul	14	0.833
9.	Terrance Dieterich	GPS Portland	12	0.907
10.	Doug Herrick	Sounders FC U23	14	0.933

*Minimum 1200 minutes played

2012 PDL STANDINGS

CENTRAL CONFERENCE

Great Lakes Division									
	GP	W	L	T	GF	GA	Pts		
Michigan Bucks	16	13	1	2	46	19	41		
Forest City London	16	7	5	4	28	21	25		
River City Rovers	16	7	7	2	24	32	23		
Chicago Fire	16	6	7	3	22	25	21		
Cincinnati Kings	16	6	7	3	28	33	21		
Toronto Lynx	16	6	8	2	22	25	20		
Chicago Inferno	16	4	9	3	21	32	15		
Hamilton FC Rage	16	4	9	3	23	35	15		

Heartland Division

	GP	W	L	T	GF	GA	Pts		
Thunder Bay Chill	16	13	2	1	41	10	40		
Real Colorado Foxes	16	8	4	4	19	19	28		
Des Moines Menace	16	8	5	3	30	22	27		
Kansas City Brass	16	6	9	1	30	31	19		
Springfield Demize	16	5	7	4	23	29	19		
WSA Winnipeg	16	3	8	5	15	28	14		
St. Louis Lions	16	3	11	2	16	35	11		

EASTERN CONFERENCE

Mid Atlantic Division									
	GP	W	L	T	GF	GA	Pts		
Ocean City Nor'easters	16	13	3	0	36	13	39		
Reading United AC	16	11	2	3	33	11	36		
Jersey Express	16	10	3	3	33	16	33		
New Jersey Rangers FC	16	8	5	3	28	25	27		
Long Island Rough Riders	16	6	7	3	26	22	21		
Baltimore Bohemians	16	5	7	4	20	24	19		
Brooklyn Knights	16	5	9	2	31	37	17		
Bermuda Hogges	16	4	10	2	17	38	14		
Central Jersey Spartans (-1)	16	4	10	2	13	31	13		
Westchester Flames	8	2	12	2	20	40	16		

Northeast Division

	GP	W	L	T	GF	GA	Pts		
Ottawa Fury	16	10	3	3	30	14	33		
GPS Portland Phoenix	16	10	4	2	29	17	32		
Western Mass Pioneers	16	6	4	6	18	11	24		
Worcester Hydra	16	6	5	5	23	19	23		
CFC Azul	16	6	5	5	24	14	23		
Seacoast United Phantoms	16	5	6	5	14	20	20		
Vermont Voltage	16	3	11	2	21	34	11		
Boston Victory	16	3	11	2	6	36	11		

South Atlantic Division

	GP	W	L	T	GF	GA	Pts		
Carolina Dynamo	16	11	1	4	37	10	37		
Real Maryland Monarchs	16	8	4	4	33	22	28		
West Virginia Chaos	16	8	5	3	22	27	28		
Nashville Metros	16	7	6	3	24	15	24		
Fredericksburg Hotspur	16	6	8	2	23	34	20		
Northern Virginia Royals	16	5	7	4	14	23	19		
Palmetto FC Bantams	16	4	5	7	16	18	19		
SVW King's Warriors	16	4	10	2	17	24	14		
Virginia Beach Piranhas	16	3	10	3	16	34	12		

SOUTHERN CONFERENCE

Southeast Division									
	GP	W	L	T	GF	GA	Pts		
Ocala Stampede	16	11	3	2	35	20	35		
Oriando City U23	16	8	3	5	31	17	29		
IMG Bradenton Academics	16	8	6	2	23	14	26		
VSI Tampa	16	7	5	4	23	20	25		
Mississippi Brilla	16	8	7	1	32	25	25		
Panama City Beach Pirates	16	6	7	3	19	19	21		
Ft. Lauderdale Schurz Academy	16	3	10	3	10	39	12		
FC Jax Destroyers	16	1	11	4	17	36	7		



PDL HISTORY

Mid South Division	GP	W	L	T	GF	GA	Pts
Laredo Heat	16	10	3	3	31	15	33
Austin Aztex	16	9	5	2	40	13	29
El Paso Patriots	16	7	7	2	26	24	23
Texas Dutch Lions	16	6	9	2	22	47	17
New Orleans Jesters	16	3	6	7	26	34	16
West Texas Sockers	16	3	7	6	18	30	15

WESTERN CONFERENCE

Southwest Division	GP	W	L	T	GF	GA	Pts
Ventura County Fusion	16	12	2	2	42	13	38
FC Tucson	16	9	3	4	21	16	31
Fresno Fuego	16	8	5	3	28	24	27
LA Misioneros FC	16	5	4	7	29	23	22
Ogden Outlaws	16	6	7	3	21	27	21
BYU Cougars	16	6	8	2	27	25	20
Orange County Blue Star	16	5	6	5	30	26	20
Southern California Seahorses	16	3	10	3	21	36	12
Pali Blues	16	2	11	3	16	45	9

Northwest Division	GP	W	L	T	GF	GA	Pts
Sounders FC U23	16	11	2	3	33	17	36
Portland Timbers U-23s	16	10	4	2	35	16	32
Kitsap Pumas	16	10	4	2	29	18	32
Washington Crossfire	16	8	7	1	17	21	25
Vancouver Whitecaps FC U-23	16	7	6	3	35	20	24
Victoria Highlanders FC	16	6	6	4	21	18	22
North Sound SeaWolves FC	16	4	12	0	16	40	12
Fraser Valley Mariners	16	0	15	1	4	40	1

*received point deductions

2011 PDL STANDINGS

CENTRAL CONFERENCE

Great Lakes Division	GP	W	L	T	GF	GA	Pts
Michigan Bucks	16	12	2	2	38	9	38
Chicago Fire Premier	16	11	3	2	28	10	35
Forest City London	16	9	5	2	32	23	29
Indiana Invaders	16	6	7	3	25	26	21
Akron Summit Assault	16	5	8	3	23	28	18
Hamilton FC Rage	16	5	8	3	20	27	18
Toronto Lynx	16	5	9	2	15	25	17
Cincinnati Kings	16	2	7	7	23	33	13
River City Rovers	16	2	8	6	16	37	12

Heartland Division	GP	W	L	T	GF	GA	Pts
Thunder Bay Chill	16	12	2	2	31	9	38
Des Moines Menace	16	12	4	0	41	20	36
Real Colorado Foxes	16	11	2	3	49	23	36
Kansas City Brass	16	4	8	4	28	36	16
St. Louis Lions (-4)	16	4	7	5	25	24	13
WSA Winnipeg	16	3	12	1	15	44	10
Springfield Demize	16	1	23	3	12	45	6

EASTERN CONFERENCE

Mid Atlantic Division	GP	W	L	T	GF	GA	Pts
Long Island Rough Riders	16	12	1	3	42	13	39
Reading United AC	16	12	2	2	41	14	38
Jersey Express	16	11	3	2	45	12	36
Westchester Flames	16	6	6	4	25	33	22
Central Jersey Spartans	16	4	8	4	24	31	16
Bermuda Hogges	16	4	9	3	17	31	15
Ocean City Nor'easters	16	2	6	8	20	25	14
New Jersey Rangers	16	5	10	1	15	32	12
Brooklyn Knights	16	1	13	2	15	53	5

Northeast Division	GP	W	L	T	GF	GA	Pts
MPS Portland Phoenix	16	8	3	5	24	11	29
New Hampshire Phantoms	16	7	6	3	25	20	24
Western Mass Pioneers	16	6	5	5	18	20	23
Ottawa Fury	16	4	7	5	22	31	17
Vermont Voltage	16	3	7	6	12	21	15

South Atlantic Division	GP	W	L	T	GF	GA	Pts
Carolina Dynamo	16	11	4	1	37	14	34
Northern Virginia Royals	16	10	5	1	20	13	31
Real Maryland Monarchs	16	8	6	2	29	20	26
West Virginia Chaos	16	7	5	4	32	23	25
Virginia Beach Piranhas	16	3	10	3	13	32	12
Fredericksburg Hotspur	16	2	11	3	10	39	9

SOUTHERN CONFERENCE	GP	W	L	T	GF	GA	Pts
Mississippi Brilla	16	12	2	2	39	14	38
Central Florida Kraze	16	11	3	2	34	23	35
IMG Bradenton Academics	16	8	6	2	34	27	26
FC Jax Destroyers	16	3	9	4	22	37	13
Nashville Metros	16	3	10	3	15	31	12
Fort Lauderdale Schulz Academy	16	2	11	3	17	30	9

2012 PDL PLAYOFFS

Eastern Conference

Division Playoffs
Ottawa 3, GPS Portland 2
Reading 3, Jersey 1
Carolina 5, Real Maryland 0

Final

Oriando U23 4, Austin 2

Western Conference

Division Playoff

Sounders FC U-23 3, Washington 1
Portland 2, Kitsap 1

Semifinals

Ventura County 1, Portland 0
Sounders FC U23 2, Tucson 1

Final

Sounders FC U23 2, Ventura County 0

Semifinals

Ottawa 1, Ocean City 0
Carolina 1, Reading 1
(Carolina won 8-7 in penalty shootout)

Final

Carolina 1, Ottawa 0

Central Conference

Semifinals

Michigan 1, Real Colorado 0
FC London 1, Thunder Bay 0

Final

FC London 2, Michigan 1

Southern Conference

Semifinals

Oriando U23 2, Laredo 1
Austin 3, Ocala 2

PDL Semifinals

Carolina 2, Oriando U-23 1
FC London 3, Sounders FC U23 2

Final

FC London 2, Carolina 1

Mid South Division	GP	W	L	T	GF	GA	Pts
Laredo Heat	16	11	3	2	35	13	35
Chivas El Paso Patriots	16	10	3	3	24	22	33
Baton Rouge Capitals	16	8	7	1	26	20	25
New Orleans Jesters	16	7	7	2	23	27	23
West Texas United Sockers	16	5	11	0	20	35	15
RGV Granes	16	3	12	1	19	29	11

WESTERN CONFERENCE

Southwest Division	GP	W	L	T	GF	GA	Pts
Fresno Fuego	16	13	0	3	43	15	42
Ventura County Fusion	16	10	0	6	38	10	36
Orange County Blue Star	16	9	5	2	45	31	29
Southern California Seahorses	16	8	5	3	22	24	27
BYU Cougars	16	4	8	4	15	21	16
LA Blues 23	16	4	10	2	17	37	14
Ogden Outlaws	16	2	10	4	18	36	10
Los Angeles Legends	16	1	13	2	16	40	5

Northwest Division	GP	W	L	T	GF	GA	Pts
Kitsap Pumas (-4)	16	12	1	3	42	9	35
Victoria Highlanders	16	9	4	3	29	16	30
Vancouver Whitecaps Residency	16	8	5	3	24	21	27
Portland Timbers U23s	16	6	6	4	34	21	22
Abbotsford Mariners	16	6	7	3	22	25	21
North Sound SeaWolves	16	4	8	4	20	34	16
Washington Crossfire	16	3	8	5	22	39	14
Tacoma Tide	16	1	10	5	21	49	8

*received point deductions

2011 PDL PLAYOFFS

Central Conference

First Round

Chicago 3, London 0

Semifinals

Thunder Bay 1, Chicago 0
Michigan 3, Des Moines 2, OT

Final

Thunder Bay 2, Michigan 1

Eastern Conference

First Round

New Hampshire 1, MPS Portland 0
Jersey 1, Reading 0
Carolina 1, Northern Virginia 0

Semifinals

Long Island 3, New Hampshire 1
Jersey 2, Carolina 1

Final

Long Island 3, Jersey 2

Southern Conference

Semifinals

Mississippi 3, Chivas El Paso 0

Laredo 1, Central Florida 0

Final

Laredo 2, Mississippi 2
Laredo won on penalties 7-6

Western Conference

Semifinals

Fresno 3, Victoria 1
Kitsap 1, Ventura County 0
Final
Kitsap 1, Fresno 0

PDL Semifinals

Laredo 4, Thunder Bay 1
Kitsap 3, Long Island 1

PDL Championship

Kitsap 1, Laredo 0



PDL HISTORY

2010 PDL STANDINGS

Central Conference

Great Lakes Division	GP	W	L	T	GF	GA	GD	Pts
Michigan Bucks	16	11	3	2	43	14	+29	35
FC London	16	10	1	5	42	14	+28	35
Dayton Dutch Lions	16	8	3	5	20	12	+8	29
Chicago Fire Premier	16	8	5	3	28	12	+16	29
Indiana Invaders	16	8	7	1	23	25	-2	25
Cincinnati Kings	16	6	6	4	31	28	+3	22
Toronto Lynx	16	4	11	1	15	37	-22	13
Kalamazoo Outrage	16	3	13	0	17	55	-38	9
Cleveland Internationals	16	2	12	2	15	41	-26	8

Heartland Division

GP	W	L	T	GF	GA	GD	Pts	
Thunder Bay Chill	16	12	2	2	40	12	+28	38
Rochester Thunder	16	10	3	3	22	10	+12	33
Real Colorado Foxes	16	7	3	6	26	18	+8	27
Des Moines Menace	16	6	3	7	30	23	+7	25
St. Louis Lions	16	5	7	4	23	21	+2	19
Springfield Demize	16	1	12	3	10	37	-27	6
Kansas City Brass	16	1	12	3	14	44	-30	6

Eastern Conference

Mid Atlantic Division	GP	W	L	T	GF	GA	GD	Pts
Reading United	16	10	2	4	40	14	+26	34
Jersey Express	16	10	3	3	29	12	+17	33
Central Jersey Spartans	16	8	5	3	31	23	+8	27
Carolina Dynamo	16	7	5	4	30	23	+7	25
Northern Virginia Royals	16	6	6	4	24	28	-4	22
Ocean City Nor'easters	16	5	6	5	23	25	-2	20
West Virginia Chaos	16	6	9	1	21	26	-5	19
Hampton Roads Piranhas	16	4	7	5	18	31	-13	17
New Jersey Rangers	16	5	11	0	18	37	-19	15
Bermuda Hogges	16	4	11	1	9	25	-16	13

Northeast Division

GP	W	L	T	GF	GA	GD	Pts	
Ottawa Fury	16	11	2	3	33	10	+23	36
MPS Portland Phoenix	16	10	2	4	32	14	+23	34
Albany BWP Highlanders	16	10	4	2	32	21	+11	32
Long Island Rough Riders	16	8	4	4	25	20	+5	28
Vermont Voltage	16	5	7	4	22	31	-9	19
Western Mass Pioneers	16	4	6	6	17	20	-3	18
New Hampshire Phantoms	16	3	9	4	10	23	-13	13
Brooklyn Knights	16	3	12	1	24	42	-18	10
Westchester Flames	16	1	9	6	13	32	-19	9

Southern Conference

Mid South Division	GP	W	L	T	GF	GA	GD	Pts
Laredo Heat	16	9	5	2	36	19	+17	29
Houston Leones	16	7	5	4	24	20	+4	25
DFW Tornados	16	7	5	4	23	19	+4	25
West Texas United Sockers	16	6	7	3	20	24	-4	21
Chivas El Paso Patriots (-3)	16	6	6	4	18	21	-3	19
Rio Grande Valley Bravos (-3)	16	3	10	3	12	30	-18	9

Southeast Division

GP	W	L	T	GF	GA	GD	Pts	
Mississippi Brilla	14	11	0	3	41	14	+27	36
Baton Rouge Capitals	14	9	2	3	30	15	+15	30
Atlanta Blackhawks	14	6	4	4	27	31	-4	22
Central Florida Kraze	14	6	5	3	22	17	+5	21
New Orleans Jesters	14	6	6	2	30	22	+8	20
Bradenton Academics	14	5	5	4	19	15	+4	19
Nashville Metros	14	1	10	3	8	34	-26	6
Fort Lauderdale Schulz Academy	14	0	12	2	5	34	-29	2

Western Conference

Northwest Division	GP	W	L	T	GF	GA	GD	Pts
Portland Timbers U-23s	16	16	0	0	53	6	+47	48
Kitsap Pumas	16	12	2	2	38	14	+24	38
Tacoma Tide	16	9	4	3	33	20	+13	30
Victoria Highlanders	14	7	6	3	27	24	+4	24
Washington Crossfire	16	6	8	2	35	31	+4	20
Vancouver Whitecaps Residency	16	4	9	3	27	37	-10	15
Abbotsford Mariners	16	4	11	1	25	44	-19	13
Yakima Reds	16	4	12	0	18	42	-24	12
Spokane Spiders	16	2	12	2	26	64	-38	8

Team	GP	W	L	T	GF	GA	GD	Pts
Ventura County Fusion	16	11	4	1	35	12	+23	34
Hollywood United Hitmen	16	10	3	3	41	20	+21	33
Orange County Blue Star	16	9	3	4	42	24	+18	31
Fresno Fuego	16	8	4	4	42	33	+9	28
Southern California Seahorses	16	6	7	3	28	28	0	21
Los Angeles Legends	16	5	8	3	27	33	-6	18
Lancaster Rattlers	16	3	8	5	27	51	-24	14
BYU Cougars	16	4	10	2	17	27	-10	14
Ogden Outlaws	16	2	11	3	22	50	-28	9

2010 PDL PLAYOFFS

Central Conference

Semifinals

Michigan 2, Rochester 0
Thunder Bay 1, FC London 0

Final

Thunder Bay 2, Michigan 1, OT

Eastern Conference

Semifinals

Reading 2, MPS Portland 1
Ottawa 2, Jersey 0

Final

Reading 3, Ottawa 2

Southern Conference

Semifinals

Baton Rouge 1, Laredo 1
(Baton Rouge wins 6-5 on penalties)
Houston 2, Mississippi 2
(Houston wins 6-5 on penalties)

Final

Baton Rouge 2, Houston 1

Western Conference

Semifinals

Portland 2, Hollywood 1
Kitsap 1, Ventura County 1
(Kitsap wins 5-3 on penalties)

Final

Portland 2, Kitsap 1

Semifinals

Thunder Bay 2, Baton Rouge 1
Portland 2, Reading 1

2010 PDL Championship

Portland 4, Thunder Bay 1





PDL HISTORY

2009 PDL STANDINGS

Central Conference

Great Lakes Division	Pts	GP	W	L	T	GF	GA
Kalamazoo Outrage	36	16	11	2	3	32	17
Chicago Fire	35	16	10	1	5	33	12
Forest City London	29	16	8	3	5	27	16
Michigan Bucks	27	16	8	5	3	26	22
Indiana Invaders	19	16	5	7	4	24	25
Cleveland Internationals	17	16	5	9	2	23	26
Fort Wayne Fever	17	16	5	9	2	15	26
Cincinnati Kings	15	16	4	9	3	17	31
Toronto Lynx	7	16	2	13	1	18	40

Heartland Division	Pts	GP	W	L	T	GF	GA
Des Moines Menace	37	16	11	1	4	35	13
Thunder Bay Chill	29	16	8	3	5	27	16
Real Colorado Foxes	27	16	8	5	3	28	19
St. Louis Lions	24	16	6	4	6	29	25
Rochester Thunder	17	16	5	9	2	21	25
Kansas City Brass	15	16	4	9	3	28	37
Springfield Demiz	7	16	2	13	1	10	43

Eastern Conference

Mid Atlantic Division	Pts	GP	W	L	T	GF	GA
Reading Rage	41	16	13	1	2	58	17
Carolina Dynamo	32	16	10	4	2	38	19
Cary Clarets	30	16	9	4	3	28	16
Hampton Roads Piranhas	27	16	8	5	3	23	21
West Virginia Chaos	18	16	5	8	3	23	37
Fredericksburg Gunners	12	16	3	10	3	14	35
Northern Virginia Royals	10	16	2	10	4	18	35
Virginia Legacy	9	16	1	9	6	14	36

Northeast Division	Pts	GP	W	L	T	GF	GA
Ottawa Fury	40	16	12	0	4	48	8
Long Island Rough Riders	38	16	12	2	2	32	10
Ocean City Barons	30	16	9	4	3	31	15
Brooklyn Knights	24	16	7	6	3	25	20
Newark Ironbound Express	20	16	6	8	2	38	41
Rhode Island Stingrays	15	16	4	9	3	23	41
Westchester Flames	14	16	3	8	5	16	36
New Hampshire Phantoms	13	16	3	9	4	20	32
New Jersey Rangers	8	16	2	12	2	14	44

Southern Conference

Mid South Division	Pts	GP	W	L	T	GF	GA
Laredo Heat	29	16	7	1	8	29	18
West Texas United Sockers	27	16	8	5	3	25	19
Austin Aztex U23s	26	16	7	4	5	32	27
El Paso Patriots	26	16	8	6	2	27	22
Rio Grande Valley Bravos	23	16	6	5	5	32	28
DFW Tornados	19	16	5	7	4	29	33
Houston Leones	3	16	0	13	3	10	37

Southeast Division	Pts	GP	W	L	T	GF	GA
Mississippi Brilla	33	16	9	1	6	30	12
Bradenton Academics	32	16	9	2	5	32	14
New Orleans Jesters	26	16	5	0	11	24	13
Panama City Pirates	23	16	6	5	5	23	21
Baton Rouge Capitals	16	16	4	8	4	25	26
Central Florida Kraze	15	16	4	9	3	18	31
Nashville Metros	13	16	2	7	7	16	36
Atlanta Blackhawks	12	16	3	10	3	16	31

Western Conference

Northwest Division	Pts	GP	W	L	T	GF	GA
Kitsap Pumas	39	16	12	1	3	40	13
Portland Timbers U23	35	16	11	3	2	43	20
Seattle Wolves	33	16	10	3	3	29	18
Cascade Surge	24	16	7	6	3	29	26
Victoria Highlanders	22	16	6	6	4	37	25
Vancouver Whitecaps Residency	21	16	6	7	3	26	22
Tacoma Tide	19	16	5	7	4	34	40
Abbotsford Mariners	14	16	4	10	2	28	36
Yakima Reds	11	16	3	11	2	22	49
Spokane Spiders	9	16	3	13	0	12	51

Southwest Division	Pts	GP	W	L	T	GF	GA
Hollywood United Hitmen	33	16	10	3	3	38	17
Los Angeles Legends	31	16	9	3	4	34	15
Ventura County Fusion	28	16	7	2	7	26	21
BYU Cougars	25	16	7	5	4	21	22
Fresno Fuego	22	16	6	6	4	30	28
Southern California Seahorses	20	16	4	4	8	25	22
Lancaster Rattlers	19	16	5	7	4	33	38
Orange County Blue Star	19	16	5	7	4	20	39
Ogden Outlaws	13	16	4	11	1	24	25
Bakersfield Brigade	9	16	2	11	3	14	38

2009 PDL PLAYOFFS

Divisional Playoffs

(host second, * multi-game host)

Great Lakes (July 23 & 25)
Forest City 0 :: 1 Chicago
Chicago 2 :: 1 Kalamazoo

Heartland (July 24 & 25)
Real Colorado 1 :: 0 Thunder Bay
Real Colorado 1 :: 2 Des Moines*

Mid Atlantic (July 21 & 25)
Cary 3 :: 1 Carolina
Cary 2 :: 1 Reading

Northeast (July 22 & 25)
Ocean City 2 :: 0 Long Island
Ocean City 2 :: OT :: 1 Ottawa

Mid South (July 22 & 25)
Austin 1 :: 2 West Texas
West Texas 0 :: OT :: 1 Laredo

Southeast (July 24 & 25)
New Orleans 0 :: 1 Bradenton
Bradenton 3 :: OT :: 2 Mississippi*
Northwest (July 23 & 25)
Seattle 3 :: 2 Portland
Seattle 0 :: OT :: 2 Kitsap

Southwest (July 23 & 25)
Ventura County 2 :: 1 Los Angeles
Ventura County 3 :: OT :: 1 Hollywood

Quarterfinals/Semifinals

July 31 & August 1

Cary 1 :: 0 Des Moines*
Ocean City 0 :: 3 Chicago
Cary 1 :: OT :: 2 Chicago

Ventura County 2 :: 1 Kitsap
Laredo* 1 :: 3 Bradenton
Ventura County 6 :: 1 Bradenton

PDL Championship

August 8
Chicago 1 :: 2 Ventura County





PDL HISTORY

2008 PDL STANDINGS

Central Conference

Great Lakes Division	Pts	GP	W	L	T	GF	GA
Michigan Bucks	41	16	13	1	2	40	13
Cleveland Internationals	33	16	10	3	3	41	19
Toronto Lynx	26	16	8	6	2	28	21
Cincinnati Kings	12	16	3	10	3	14	32
West Virginia Chaos	10	16	1	8	7	17	32

Heartland Division	Pts	GP	W	L	T	GF	GA
Thunder Bay Chill	40	16	13	2	1	42	17
Colorado Rapids U-23	27	16	8	3	5	34	25
Des Moines Menace	26	16	7	4	5	29	18
St. Louis Lions	25	16	7	5	4	29	27
Kansas City Brass	19	16	6	9	1	23	30
Springfield Demize	0	16	0	16	0	8	48

Midwest Division	Pts	GP	W	L	T	GF	GA
Chicago Fire	30	16	8	2	6	26	12
Kalamazoo Outrage	26	16	8	6	2	27	24
Indiana Invaders	22	16	6	6	4	20	21
Fort Wayne Fever	11	16	2	9	5	16	33
West Michigan Edge	10	16	2	10	4	18	40

Eastern Conference

Mid Atlantic Division	Pts	GP	W	L	T	GF	GA
Reading Rage	35	16	11	3	2	32	12
Fredericksburg Gunners	24	16	8	8	0	27	23
Hampton Roads Piranhas	21	16	6	7	3	22	23
Virginia Legacy	16	16	4	8	4	16	31
Northern Virginia Royals	14	16	3	8	5	20	34
Richmond Kickers Future	12	16	2	8	6	17	27

New England Division	Pts	GP	W	L	T	GF	GA
Cape Cod Crusaders	31	16	9	3	4	33	16
Ottawa Fury	30	16	9	4	3	38	22
Vermont Voltage	25	16	8	7	1	28	30
New Hampshire Phantoms	13	16	3	9	4	14	28
Rhode Island Stingrays	11	16	2	9	5	21	38

Northeast Division	Pts	GP	W	L	T	GF	GA
Brooklyn Knights	34	16	10	2	4	33	17
Newark Ironbound Express	30	16	8	2	6	33	17
Long Island Rough Riders	28	16	8	4	4	36	26
Westchester Flames	23	16	7	7	2	30	30
Ocean City Barons	23	16	6	5	5	29	25
New Jersey Rangers	8	16	2	12	2	12	42

Southern Conference

Mid South Division	Pts	GP	W	L	T	GF	GA
Austin Aztex U23s	31	16	10	5	1	25	11
Laredo Heat	28	16	8	4	4	33	15
El Paso Patriots	27	16	8	5	3	22	20
Mississippi Brilla	24	16	7	6	3	26	23
Baton Rouge Capitals	22	16	7	8	1	20	23
DFW Tornados	21	16	6	7	3	17	20
New Orleans Shell Shockers	18	16	5	8	3	18	28
Houston Leonas	11	16	3	11	2	17	38

Southeast Division	Pts	GP	W	L	T	GF	GA
Central Florida Kraze	35	16	11	3	2	38	18
Bradenton Academics	34	16	10	2	4	37	13
Cary RailHawks U23's	29	16	9	5	2	40	29
Atlanta Silverbacks U23's	28	16	9	6	1	38	29
Panama City Pirates	24	16	7	6	3	35	20
Carolina Dynamo	23	16	7	7	2	35	31
Nashville Metros	9	16	3	13	0	12	42
Palm Beach Pumas* (-4)	-1	16	1	15	0	9	62

Western Conference

Northwest Division	Pts	GP	W	L	T	GF	GA
Tacoma Tide	34	16	11	4	1	46	23
Vancouver Whitecaps Residency	34	16	11	4	1	34	14
Yakima Reds	28	16	9	6	1	31	25
BYU Cougars	27	16	7	6	3	21	20
Ogden Outlaws	20	16	6	8	2	18	21
Abbotsford Mariners	18	16	5	8	3	26	32
Cascade Surge	14	16	3	8	5	17	35
Spokane Spiders	11	16	3	11	2	20	43

Southwest Division	Pts	GP	W	L	T	GF	GA
San Fernando Valley Quakes	30	16	8	2	6	32	25
Fresno Fuego	29	16	9	5	2	38	27
Ventura County Fusion	27	16	8	5	3	24	14
San Francisco Seals	27	16	8	5	3	21	17
San Jose Frogs	24	16	7	6	3	26	20
Los Angeles Legends	22	16	6	6	4	32	25
Bakersfield Brigade	19	16	4	5	7	16	21
Orange County Blue Star	18	16	5	8	3	24	31
Southern California Seahorses	14	16	3	8	5	15	27
Lancaster Rattlers	10	16	2	10	4	18	39

* received point deductions for use of ineligible/illegal players

2008 PDL PLAYOFFS

Central Conference

Divisional Rd - July 22-23
 Toronto 1 :: 2 Cleveland
 Colorado 1 :: 3 Thunder Bay
 Kalamazoo 2 :: 0 Chicago
 Semifinals - July 26 (Michigan)
 Cleveland 0 :: 2 Thunder Bay
 Kalamazoo 3 :: OT :: 1 Michigan
 Final - July 27
 Kalamazoo 0 :: 4 Thunder Bay

Western Conference

Semifinals - July 26 (Fresno)
 Vancouver 3 :: OT :: 1 SFV
 Fresno 0 :: 3 Tacoma
 Final - July 27
 Vancouver 4 :: 1 Tacoma

Eastern Conference

Semifinals - July 25 (Reading)
 Newark 2 :: OT :: 4 Reading
 Cape Cod (3) :: PK :: 0 (5) Brooklyn
 Final - July 27
 Brooklyn 0 :: 1 Reading

Southern Conference

Semifinals - July 25 (C Florida)
 Laredo 2 :: 1 Central Florida
 Bradenton 1 :: 2 Austin
 Final - July 26
 Laredo 3 :: 1 Austin

PDL Semifinals

August 2 (Thunder Bay)
 Vancouver 1 :: 2 Thunder Bay
 August 2 (Laredo)
 Reading 0 :: 2 Laredo

PDL Championship

August 9 (Laredo)
 Thunder Bay (4) 1 :: PK :: 1 (1) Laredo





PDL HISTORY

2007 PDL STANDINGS

Central Conference

Great Lakes Division

Team	Pts	GP	W	L	T	GF	GA
Michigan Bucks	36	16	11	2	3	48	15
Chicago Fire Premier	28	16	8	4	4	23	17
West Michigan Edge	23	16	6	5	5	21	24
Toronto Lynx	22	16	6	6	4	25	21
Indiana Invaders	17	16	5	9	2	19	31
Cleveland Internationals	16	16	5	10	1	22	35
Fort Wayne Fever	13	16	4	11	1	21	38

Heartland Division

Team	Pts	GP	W	L	T	GF	GA
Thunder Bay Chill	33	16	10	3	3	35	17
St. Louis Lions	30	16	10	6	0	39	24
Kansas City Brass	29	16	8	3	5	26	28
Des Moines Menace	25	16	8	7	1	41	24
Colorado Rapids U-23	25	16	7	5	4	37	22
Springfield Demize (-1)	12	16	4	11	1	16	44
Sioux Falls SpitFire	11	16	3	11	2	15	41

Eastern Conference

Mid Atlantic Division

Team	Pts	GP	W	L	T	GF	GA
Hampton Roads Piranhas	44	16	14	0	2	42	6
Ocean City Barons	31	16	9	3	4	33	20
Virginia Legacy	29	16	9	5	2	28	20
Reading Rage	25	16	7	5	4	30	29
Fredericksburg Gunners	23	16	7	7	2	31	22
Richmond Kickers Future	19	16	5	7	4	23	25
Delaware Dynasty	11	16	3	11	2	20	35
Northern Virginia Royals	11	16	3	11	2	15	48
West Virginia Chaos (-1)	10	16	3	11	2	20	37

Northeast Division

Team	Pts	GP	W	L	T	GF	GA
Cape Cod Crusaders	33	16	9	1	6	35	15
Brooklyn Knights	30	16	9	4	3	31	24
Westchester Flames	26	16	7	4	5	34	17
Long Island Rough Riders	24	16	7	6	3	26	22
Albany Admirals	23	16	7	7	2	20	27
Vermont Voltage	15	16	4	9	3	20	43
Ottawa Fury	14	16	3	8	5	17	21
Rhode Island Stingrays	13	16	4	11	1	19	33

Southern Conference

Mid South Division

Team	Pts	GP	W	L	T	GF	GA
Laredo Heat	34	16	10	2	4	29	12
El Paso Patriots	26	16	8	6	2	19	17
DFW Tornados	24	16	7	6	3	22	24
Mississippi Brilla	23	16	6	5	5	30	21
New Orleans Shell Shockers	20	16	5	6	5	28	22
Baton Rouge Capitals	19	16	5	7	4	20	32
Austin Lightning	10	16	3	12	1	13	31

South Atlantic Division

Team	Pts	GP	W	L	T	GF	GA
Carolina Dynamo	35	16	11	3	2	41	14
Central Florida Kraze	34	16	11	4	1	47	21
Allanta Silverbacks U23's	34	16	10	2	4	32	14
Bradenton Academics	28	16	8	4	4	39	19
Cary RailHawks U23's	24	16	7	6	3	22	17
Palm Beach Pumas (-2)	11	15	4	10	1	20	36
Nashville Metros	9	16	2	11	3	12	32
Cocoa Expos	2	15	0	13	2	1	63

Western Conference

Northwest Division

Team	Pts	GP	W	L	T	GF	GA
BYU Cougars	41	16	13	1	2	37	14
Tacoma Tide	32	16	10	4	2	36	23
Abbotsford Rangers	22	16	6	6	4	38	23
Ogden Outlaws	21	16	6	7	3	23	22
Spokane Spiders	18	16	6	10	0	25	49
Yakima Reds	12	16	3	10	3	21	35
Cascade Surge	11	16	3	11	2	17	36

Southwest Division

Team	Pts	GP	W	L	T	GF	GA
Fresno Fuego	32	16	10	4	2	41	28
San Fernando Valley Quakes	32	16	9	2	5	33	16
San Jose Frogs	31	16	10	5	1	24	16
Ventura County Fusion	30	16	9	4	3	27	19
Los Angeles Storm	23	16	6	5	5	23	25
San Francisco Seals	20	16	6	8	2	18	23
Southern California Seahorses	20	16	5	6	5	26	24
Bakersfield Brigade	18	16	6	10	0	22	29
Orange County Blue Star	13	16	3	9	4	18	27
Lancaster Rattlers	7	16	2	13	1	23	48

2007 PDL PLAYOFFS

Central Conference

Semifinals - July 27 (Michigan)

Chicago 3 :: 1 Thunder Bay

St Louis 1 :: 4 Michigan

Final - July 28

Chicago 0 :: 3 Michigan

Western Conference

Semifinals - July 27 (Fresno)

San Fernando Valley 0 :: 2 BYU

Tacoma 1 :: OT :: 4 Fresno

Final - July 28

Fresno 3 :: 0 BYU

Eastern Conference

Semifinals - July 27 (Ocean City)

Brooklyn (6) 1 :: PK :: 1 (5) Hampton Roads

Ocean City 0 :: 5 Cape Cod

Final - July 28

Brooklyn 1 :: 0 Cape Cod

Southern Conference

Semifinals - July 27 (Laredo)

El Paso 0 :: 1 Carolina

Central Florida 0 :: 3 Laredo

Final - July 28

Laredo 2 :: 1 Carolina

PDL Semifinals

August 6

Brooklyn (4) 1 :: PK :: 1 (5) Michigan

Fresno 0 :: 1 Laredo

PDL Championship

August 11

Michigan (3) 0 :: PK :: 0 (4) Laredo





PDL HISTORY

2006 PDL STANDINGS

Central Conference

Great Lakes Division

	Pts	GP	W	L	T	GF	GA
Chicago Fire Premier	42	16	14	2	0	41	15
Michigan Bucks	30	16	9	4	3	38	21
Indiana Invaders	28	16	8	4	4	31	26
Kalamazoo Kingdom	22	16	6	6	4	23	26
West Michigan Edge	21	16	6	7	3	23	29
Fort Wayne Fever	8	16	1	10	5	18	33
Cleveland Internationals	6	16	1	12	3	14	45

Heartland Division

	Pts	GP	W	L	T	GF	GA
Boulder Rapids Reserve	42	16	14	2	0	42	14
Des Moines Menace	32	16	10	4	2	41	25
Kansas City Brass	28	16	8	4	4	23	17
St. Louis Lions	27	16	7	3	6	25	18
Sioux Falls SpitFire	15	16	4	9	3	21	30
Colorado Springs Blizzard	12	16	3	10	3	20	36
Thunder Bay Chill	9	16	2	11	3	21	36

Eastern Conference

Mid Atlantic Division

	Pts	GP	W	L	T	GF	GA
Virginia Beach Submariners	31	16	10	5	1	36	19
Virginia Legacy	28	16	8	4	4	31	20
West Virginia Chaos	21	16	6	7	3	26	33
Northern Virginia Royals	18	16	6	10	0	21	41
Richmond Kickers Future	15	16	4	9	3	23	31

New England Division

	Pts	GP	W	L	T	GF	GA
Cape Cod Crusaders	44	16	14	0	2	39	10
Ottawa Fury	24	16	7	6	3	25	24
Rhode Island Stingrays	20	16	6	8	2	33	29
Albany Admirals	15	16	4	9	3	12	24
Vermont Voltage	13	16	3	9	4	16	36

Northeast Division

	Pts	GP	W	L	T	GF	GA
Westchester Flames	31	16	10	5	1	37	27
Ocean City Barons	24	16	6	4	6	31	20
Reading Rage	20	16	6	8	2	21	32
Delaware Dynasty	17	16	5	9	2	26	36
Brooklyn Knights	14	16	4	10	2	21	29

Southern Conference

Mid South Division

	Pts	GP	W	L	T	GF	GA
Laredo Heat	42	16	14	2	0	38	19
DFW Tornados	25	16	8	7	1	25	21
EJ Paso Patriots	23	16	7	7	2	28	18
New Orleans Shell Shockers	13	16	4	11	1	22	33
Austin Lightning	11	16	3	11	2	19	45

South Atlantic Division

	Pts	GP	W	L	T	GF	GA
Carolina Dynamo	44	16	14	0	2	41	12
Augusta Fireball	31	16	9	3	4	31	18
Atlanta Silverbacks U23's	22	16	6	6	4	27	27
Raleigh Elite	17	16	4	7	5	29	32
Nashville Metros	14	16	3	8	5	24	35

Southeast Division

	Pts	GP	W	L	T	GF	GA
Bradenton Academics	34	16	11	4	1	44	28
Central Florida Krize	23	16	7	7	2	24	28
Palm Beach Pumas	20	16	6	8	2	26	37
Cocoa Expos	20	16	5	6	5	39	35
Ajax Orlando Prospects	8	16	2	12	2	22	38

Western Conference

Northwest Division

	Pts	GP	W	L	T	GF	GA
Abbotsford Rangers	30	16	9	4	3	31	17
BYU Cougars	28	16	9	6	1	22	15
Yakima Reds	23	16	7	7	2	28	24
Ogden Outlaws	17	16	5	9	2	21	25
Tacoma FC	16	16	4	8	4	21	26
Cascade Surge	11	16	3	11	2	14	44

Southwest Division

	Pts	GP	W	L	T	GF	GA
Southern California Seahorses	39	16	13	3	0	34	9
Orange County Blue Star	32	16	10	4	2	22	23
San Fernando Valley Quakes	31	16	10	5	1	35	28
San Francisco Seals	25	16	7	5	4	32	22
Fresno Fuego	23	16	7	7	2	46	31
Bakersfield Brigade	22	16	7	8	1	31	29
Los Angeles Storm	22	16	6	6	4	24	21
San Diego Gauchos	19	16	6	9	1	25	34
California Gold	0	16	0	16	0	13	71

2006 PDL PLAYOFFS

Central Conference

Semifinals - July 28 (Des Moines)
 Michigan 4 :: 0 Boulder
 Chicago (5) 3 :: PK :: 3 (3) Des Moines
 Final - July 29
 Michigan 4 :: 1 Chicago

Western Conference

Semifinals - July 28 (BYU)
 Abbotsford 2 :: 3 Orange County
 So. California 1 :: 2 BYU
 Final - July 29
 BYU (2) 2 :: PK :: 2 (4) Orange County

Eastern Conference

Semifinals - July 28 (Virginia Beach)
 Williamsburg 0 :: 3 Cape Cod
 Westchester 3 :: 1 Virginia Beach
 Final - July 29
 Westchester 2 :: 1 Cape Cod

Southern Conference

Semifinals - July 28 (Carolina)
 Augusta 2 :: 3 Laredo
 Bradenton 1 :: 0 Carolina
 Final - July 29
 Bradenton 1 :: 2 Laredo

PDL Semifinals

August 6
 Orange County 0 :: 2 Michigan
 Westchester 2 :: 3 Laredo

PDL Championship

August 12
 Michigan 2 :: 1 Laredo
 MIC: Uzoigwe 4
 MIC: Shipalane 8
 LAR: Macias 17





PDL HISTORY

2005 PDL STANDINGS

Central Conference							
Great Lakes Division							
Pts	GP	W	L	T	GF	GA	
Chicago Fire Premier	43	16	14	1	1	47	11
Michigan Bucks	34	16	11	4	1	44	17
Indiana Invaders	33	16	11	5	0	34	21
Fort Wayne Fever	21	16	7	9	0	32	46
Kalamazoo Kingdom	20	16	6	8	2	23	28
West Michigan Edge	19	16	6	9	1	30	35
Cleveland Internationals	18	16	5	6	5	28	31
Toledo Slayers	8	16	2	12	2	15	53
Heartland Division							
Pts	GP	W	L	T	GF	GA	
Boulder Rapids Reserve	40	16	13	2	1	53	18
Des Moines Menace	37	16	12	3	1	45	16
Kansas City Brass	24	16	8	8	0	43	38
Thunder Bay Chill	19	16	6	9	1	29	37
Springfield Storm	16	16	5	10	1	24	40
Colorado Springs Blizzard	13	16	4	11	1	20	46
Sioux Falls SpitFire	10	16	3	12	1	25	46
Eastern Conference							
Mid Atlantic Division							
Pts	GP	W	L	T	GF	GA	
Richmond Kickers Future	38	16	12	2	2	43	23
Carolina Dynamo	28	16	9	6	1	41	27
Raleigh CASL Elite	27	15	8	4	3	40	29
Augusta Fireball United	18	16	6	7	0	24	25
West Virginia Chaos	16	16	5	10	1	22	45
Williamsburg Legacy	15	16	4	9	3	23	32
Northeast Division							
Pts	GP	W	L	T	GF	GA	
Cape Cod Crusaders	40	16	13	2	1	50	22
Ocean City Barons	37	16	12	3	1	47	21
Ottawa Fury	27	16	9	7	0	42	29
Albany Admirals	25	16	8	7	1	31	29
Vermont Voltage	21	16	7	9	0	28	38
Reading Rage	20	16	6	8	2	27	24
Rhode Island Stingrays	19	16	6	9	1	35	44
Brooklyn Knights (-1)	13	16	4	10	2	25	54
Westchester Flames	9	16	3	13	0	23	47
Southern Conference							
Mid South Division							
Pts	GP	W	L	T	GF	GA	
El Paso Patriots	35	16	11	3	2	54	23
Laredo Heat	27	16	9	7	0	32	26
Austin Lightning	23	16	7	7	2	33	36
DFW Tornados	22	16	7	8	1	27	31
Nashville Metros	21	16	7	9	0	32	43
New Orleans Shell Shockers	19	16	6	9	1	21	31
Memphis Express	16	16	5	10	1	27	41
Southeast Division							
Pts	GP	W	L	T	GF	GA	
Cocoa Expos	35	16	11	3	2	40	26
Central Florida Kraze	26	16	8	6	2	27	19
Bradenton Academics	24	16	8	6	0	38	25
Palm Beach Pumas	12	16	4	12	0	23	44
Ajax Orlando Prospects	12	16	4	12	0	24	51
Western Conference							
Northwest Division							
Pts	GP	W	L	T	GF	GA	
Cascade Surge	38	16	12	2	2	47	23
Spokane Shadow	30	16	10	6	0	38	33
Yakima Reds	15	16	4	9	3	19	25
Abbotsford Rangers	9	16	3	13	0	21	44
Southwest Division							
Pts	GP	W	L	T	GF	GA	
Orange County Blue Star	45	16	15	1	0	46	8
Southern California Seahorses	34	16	11	4	1	30	19
Fresno Fuego	31	16	10	5	1	36	27
BYU Cougars	25	16	8	7	1	32	27
Bakersfield Brigade	20	16	6	8	2	26	28
Nevada Wonders	15	16	5	11	0	19	37
California Gold	14	16	4	10	2	20	39
San Diego Gauchos (-3)	2	16	1	13	2	17	41

* received one-point deduction for use of ineligible player

2005 PDL PLAYOFFS

Central Conference		Southern Conference	
Semifinals - July 29 (Des Moines)	Michigan 4 :: OT :: 1 Boulder	Semifinals - July 30 (El Paso)	Laredo 2 :: 1 Cocoa
Des Moines 3 :: 0 Chicago	Final - July 30	Central Florida 1 :: 2 El Paso	Final - July 31
Michigan 1 :: 4 Des Moines	Michigan 1 :: 4 Des Moines	Laredo 0 :: 2 El Paso	
Western Conference		PDL Semifinals	
Semifinals - July 30 (So. California)	Fresno 1 :: 2 Orange County	August 6	Orange County 1 :: 2 Des Moines
So. California 1 :: 2 Cascade	Final - July 31	August 13	Richmond 3 :: 4 El Paso
Cascade 0 :: 3 Orange County		PDL Championship	
Eastern Conference		August 13	Des Moines 0 :: PK :: 0 El Paso
Semifinals - July 30 (Ocean City)	Raleigh 2 :: 1 Cape Cod	August 13	Des Moines win penalties 6-5
Ocean City 4 :: 5 Richmond	Final - July 31		
Raleigh 1 :: 2 Richmond			

2004 PDL STANDINGS

Central Conference							
Great Lakes Division							
Pts	GP	W	L	T	GF	GA	
Michigan Bucks	35	16	11	3	2	47	16
Fort Wayne Fever	34	16	11	4	1	47	32
Indiana Invaders	33	16	11	5	0	51	34
Kalamazoo Kingdom	26	16	8	6	2	30	25
Toledo Slayers	18	16	6	10	0	33	36
West Michigan Edge	12	15	4	11	0	26	50
Cleveland Internationals	7	16	2	13	1	19	53
Heartland Division							
Pts	GP	W	L	T	GF	GA	
Chicago Fire Reserves	52	18	17	0	1	73	7
Boulder Rapids Reserve	40	18	13	4	1	51	28
Des Moines Menace	36	18	12	6	0	51	23
Thunder Bay Chill	33	18	11	7	0	28	28
St. Louis Strikers	21	18	7	11	0	34	63
Kansas City Brass	19	18	6	11	1	36	60
Colorado Springs Blizzard	17	18	5	11	2	36	48
Sioux Falls SpitFire	16	18	5	12	1	45	57
Indiana Blast	16	18	5	12	1	38	56
Wisconsin Rebels	7	18	2	15	1	26	71
Eastern Conference							
Mid Atlantic Division							
Pts	GP	W	L	T	GF	GA	
Carolina Dynamo	34	18	11	6	1	58	37
Williamsburg Legacy	33	18	11	7	0	35	27
Richmond Kickers Future	31	18	9	5	4	48	31
Raleigh CASL Elite	23	18	7	7	2	26	44
Chesapeake Dragons	13	18	4	13	1	35	55
West Virginia Chaos	13	18	4	13	1	25	46
Northeast Division							
Pts	GP	W	L	T	GF	GA	
South Jersey Barons	46	18	14	0	4	50	15
Cape Cod Crusaders	39	18	13	5	0	45	23
Albany Blackwatch Highlanders	39	18	12	3	3	38	15
Rhode Island Stingrays	30	18	10	8	0	55	34
Reading Rage	26	18	8	8	2	32	25
Brooklyn Knights	25	18	8	9	1	34	39
New Jersey Stallions	13	18	4	13	1	19	43
Vermont Voltage	7	18	2	15	1	11	58
Jersey Falcons *	5	18	2	16	0	18	68
Southern Conference							
Mid South Division							
Pts	GP	W	L	T	GF	GA	
El Paso Patriots	45	18	15	3	0	64	23
DFW Tornados *	41	18	14	4	0	52	19
Memphis Express	36	18	12	6	0	37	23
Nashville Metros	23	18	7	9	2	31	32
New Orleans Shell Shockers *	15	18	5	12	1	26	54
Lafayette Swamp Cats	13	18	4	13	1	19	52
Austin Lightning	9	18	2	13	3	21	46
Laredo Heat	7	8	2	5	1	12	15
Southeast Division							
Pts	GP	W	L	T	GF	GA	
Central Florida Kraze	43	18	14	3	1	46	19
Cocoa Expos	35	18	11	5	2	39	26
Ajax Orlando Prospects	34	18	11	6	1	47	26
Bradenton Academics	24	18	8	10	0	35	34
Palm Beach Pumas	6	18	2	16	0	18	67
Western Conference							
Northwest Division							
Pts	GP	W	L	T	GF	GA	
Cascade Surge	34	16	11	4	1	40	23
Spokane Shadow	34	16	11	4	1	36	31
Abbotsford Rangers	13	16	4	11	1	22	36
Yakima Reds	11	16	3	11	2	27	37
Southwest Division							
Pts	GP	W	L	T	GF	GA	
Orange County Blue Star	39	18	12	3	3	39	21
Fresno Fuego	35	18	11	5	2	46	27
Southern California Seahorses	27	18	8	7	3	41	34
BYU Cougars	25	18	8	9	1	36	35
Nevada Wonders	19	18	6	11	1	29	44

2004 PDL PLAYOFFS

Central Conference		Western Conference	
Semifinals (Fort Wayne)	Chicago 3 :: 1 Fort Wayne	Semifinals (Fresno)	Cascade 1 :: 2 Fresno
Michigan 2 :: 3 Boulder	Final	Orange County 3 :: OT :: 2 Spokane	Final
Chicago 0 :: OT :: 1 Boulder		Fresno 2 :: 1 Orange County	
Eastern Conference		PDL Semifinals	
Semifinals (Carolina)	Carolina 3 :: 2 Cape Cod	Fresno 0 :: 3 Boulder	Carolina 1 :: 2 Central Florida
South Jersey 2 :: OT :: 1 Williamsburg	Final	(Central Florida wins 2-1 in PKs)	
Carolina 3 :: 2 South Jersey		2004 PDL Championship	
Southern Conference		Saturday, August 7, 2004	
Semifinals (Central Florida)	Central Florida 4 :: 2 DFW	Boulder 0 :: 1 Central Florida	
El Paso 4 :: 5 Cocoa	Final		
Cocoa 1 :: 3 Central Florida			



PDL HISTORY

2003 PDL STANDINGS

Central Conference							
Great Lakes Division							
Pts	GP	W	L	T	GF	GA	
43	18	14	3	1	40	16	
35	18	11	5	2	31	19	
32	18	10	6	2	29	22	
29	18	9	7	2	32	30	
21	18	6	9	3	29	39	
9	18	2	13	3	22	45	
Heartland Division							
Pts	GP	W	L	T	GF	GA	
46	18	15	2	1	60	17	
37	18	12	5	1	48	23	
31	18	10	7	1	34	31	
31	18	10	7	1	32	49	
21	18	7	11	0	35	48	
21	18	7	11	0	39	53	
18	18	6	12	0	42	48	
1	18	0	17	1	11	71	
Eastern Conference							
Mid Atlantic Division							
Pts	GP	W	L	T	GF	GA	
43	18	14	3	1	41	12	
32	18	10	6	2	35	22	
26	18	8	6	2	22	23	
22	18	7	10	1	19	32	
10	18	3	14	1	18	54	
8	18	3	13	2	23	41	
Northeast Division							
Pts	GP	W	L	T	GF	GA	
39	18	12	3	3	37	21	
38	18	12	4	2	64	30	
34	18	11	6	1	45	28	
34	18	10	4	4	62	31	
19	18	6	11	1	36	43	
12	12	4	8	0	23	44	
10	18	3	14	1	31	85	
-3	18	1	17	0	21	62	
Southern Conference							
Mid South Division							
Pts	GP	W	L	T	GF	GA	
48	18	16	2	0	53	18	
35	18	11	5	2	48	25	
33	18	11	7	0	41	21	
31	18	10	7	1	44	28	
28	18	9	8	1	31	42	
11	18	3	13	2	21	60	
10	18	3	14	1	23	46	
Southeast Division							
Pts	GP	W	L	T	GF	GA	
27	14	8	3	3	36	27	
23	14	7	5	2	38	26	
21	14	6	5	3	32	24	
6	14	2	11	1	23	55	
Western Conference							
Northwest Division							
Pts	GP	W	L	T	GF	GA	
44	18	14	2	2	38	14	
35	18	11	5	2	32	27	
28	18	9	8	1	30	26	
12	15	4	11	0	21	33	
4	15	2	12	1	14	31	
Southwest Division							
Pts	GP	W	L	T	GF	GA	
42	18	14	4	0	50	23	
42	18	14	4	0	52	29	
32	18	10	6	2	34	29	
7	18	2	15	1	21	52	
5	18	1	15	2	13	51	

Note: * denotes point deducted for use of ineligible player; ^ denotes forfeited match(es) and three point deduction.

2003 PDL PLAYOFFS

Central Conference	Western Conference
@ Mid Michigan	@ Spokane
Conference Semifinals	Conference Semifinals
Indiana 0 :: 8 Chicago	Cascade 0 :: 1 Orange County
Des Moines 0 :: 1 Mid Michigan	Fresno 1 :: 0 Spokane
Conference Final	Conference Final
Chicago 2 :: 0 Mid Michigan	Fresno 0 :: 2 Orange County
Eastern Conference	PDL Semifinals
@ Vermont	Orange County 1 :: 3 Chicago
Conference Semifinals	Memphis 0 :: 4 Cape Cod
Cape Cod 4 :: 0 Richmond	PDL Championship
Williamsburg 2 :: 5 Vermont	Saturday, August 9, 2003
Conference Final	Cape Cod 2 :: 0 Chicago
Cape Cod 4 :: 2 Vermont	
Southern Conference	
@ New Orleans	
Conference Semifinals	
Memphis 5 :: 2 Cocoa	
Central Florida 1 :: 4 New Orleans	
Conference Final	
Memphis 2 :: 0 New Orleans	

2002 PDL STANDINGS

Central Conference										
Great Lakes Division										
Pts	GP	W	L	T	GF	GA	GD	BP		
64	18	14	3	1	43	15	28	7		
55	18	11	5	2	48	36	12	9		
53	18	11	6	1	49	28	21	8		
43	18	9	8	1	37	32	5	6		
40	18	8	7	3	32	25	7	5		
18	3	12	3	26	48	-22	3			
Heartland Division										
Pts	GP	W	L	T	GF	GA	GD	BP		
74	18	15	0	3	68	19	49	11		
54	18	11	3	4	49	23	26	6		
45	18	9	6	3	34	33	1	6		
30	18	6	11	1	37	38	-1	5		
27	18	5	12	1	39	56	-17	6		
26	18	5	12	1	35	58	-23	5		
24	18	4	9	5	25	45	-20	3		
4	18	1	17	0	11	76	-65	0		
Eastern Conference										
Mid Atlantic Division										
Pts	GP	W	L	T	GF	GA	GD	BP		
65	18	14	4	0	44	26	18	9		
51	18	11	7	0	42	35	7	7		
40	18	9	9	0	40	37	3	4		
24	18	5	13	0	27	44	-17	4		
20	18	4	14	0	22	57	-35	1		
Northeast Division										
Pts	GP	W	L	T	GF	GA	GD	BP		
66	18	14	2	2	48	18	30	8		
58	18	12	4	2	39	17	22	8		
40	18	8	9	1	38	38	0	7		
28	18	6	12	0	29	51	-22	4		
27	18	5	12	1	25	42	-17	2		
Southern Conference										
Mid South Division										
Pts	GP	W	L	T	GF	GA	GD	BP		
60	18	12	4	2	45	19	26	10		
56	18	12	6	0	48	30	18	8		
40	18	8	8	2	36	42	-6	6		
36	18	7	9	2	37	34	3	6		
28	18	5	12	1	39	48	-9	7		
19	18	4	13	1	27	60	-33	2		
Southeast Division										
Pts	GP	W	L	T	GF	GA	GD	BP		
64	18	14	4	0	51	27	24	8		
48	18	10	7	1	43	31	12	7		
43	18	9	8	1	34	33	1	6		
33	18	7	11	0	32	42	-10	5		
24	18	4	13	1	35	61	-26	7		
Western Conference										
Northwest Division										
Pts	GP	W	L	T	GF	GA	GD	BP		
53	18	11	6	1	39	23	16	8		
41	14	9	3	2	33	22	11	4		
40	18	9	9	0	31	32	-1	4		
26	18	5	11	2	30	33	-3	4		
25	18	5	10	3	21	44	-23	2		
Southwest Division										
Pts	GP	W	L	T	GF	GA	GD	BP		
61	18	13	4	1	40	22	18	8		
50	18	11	7	0	43	28	15	6		
35	18	7	9	2	29	26	3	5		
30	18	6	10	2	19	38	-14	4		
23	18	5	13	0	19	37	-18	3		

Note: Four points for regulation or overtime win, one point for a tie, one bonus point for scoring three or more goals in a game. ^ Provisional Schedule - not eligible for playoffs, *One point deduction for using an ineligible player

2002 PDL PLAYOFFS

Central Conference	Western Conference
@ Des Moines	@ Spokane
Conference Semifinals	Conference Semifinals
Mid Michigan 3, Des Moines 1	Southern California 2, Spokane 0
Boulder 3, Chicago FR 1	Cascade 1, Chico 0
Conference Final	Conference Final
Boulder 0 (7), Mid Michigan 0 (6) (PK)	Cascade 2, Southern California 3
Eastern Conference	PDL Semifinals
@ Vermont	Southern California 1 @ Boulder 5
Conference Semifinals	Cape Cod 3 @ Bradenton 2
Cape Cod 2, Williamsburg 0	PDL Championship
Raleigh 1, Vermont 0	Saturday, August 10, 2002
Conference Final	Boulder 1 @ Cape Cod 2 (OT)
Raleigh 0, Cape Cod 1	
Southern Conference	
@ Memphis	
Conference Semifinals	
Bradenton 1, Memphis 0 (OT)	
Texas 2, Tampa Bay 4	
Conference Final	
Bradenton 3, Tampa Bay 2	



PDL HISTORY

2001 PDL STANDINGS

Central Conference										
Great Lakes Division ^A										
GP	W	L	T	GF	GA	BP	Pts			
Chicago Fire Reserves	20	15	4	1	49	18	72			
West Michigan Edge [*]	20	13	7	0	50	42	10			
Indiana Invaders	19	9	9	1	37	41	9			
Mid Michigan Bucks	20	10	9	1	43	46	7			
Kalamazoo Kingdom	20	9	10	1	47	39	7			
Dayton Gemini	19	5	14	0	24	48	3			
Heartland Division										
GP	W	L	T	GF	GA	BP	Pts			
Sioux Falls Spitfire	20	17	2	1	54	23	9			
Des Moines Menace	20	11	7	2	38	23	6			
Chicago Eagles Select	20	8	10	2	34	34	4			
Thunder Bay Chill	20	6	13	1	26	48	3			
Twin Cities Phoenix	20	3	17	0	34	61	3			
Mid-South Division										
GP	W	L	T	GF	GA	BP	Pts			
Texas Spurs	20	16	3	1	68	22	12			
Lafayette Lightning	20	13	5	2	50	49	11			
Louisiana Outlaws	20	7	12	1	40	56	7			
West Dallas Kings	20	6	14	0	33	49	4			
Eastern Conference										
Northwest Division										
GP	W	L	T	GF	GA	BP	Pts			
Westchester Flames	20	13	4	3	47	25	10			
Brooklyn Knights	20	13	6	1	50	27	8			
Vermont Voltage	20	10	7	3	51	25	8			
New York Freedoms	20	10	8	2	42	35	8			
North Jersey Imperials	20	10	7	3	42	40	7			
Cape Cod Crusaders	20	9	8	3	39	36	5			
Chesapeake Dragons	20	5	13	2	32	48	4			
Jersey Falcons	20	1	19	0	19	89	2			
Southeast Division ^A										
GP	W	L	T	GF	GA	BP	Pts			
Cocoa Expos	20	14	5	1	55	37	9			
Miami Strike Force	20	13	7	0	46	38	8			
Bradenton Academics	19	9	9	1	40	34	6			
Central Florida Kraze	20	9	11	0	38	36	4			
Tampa Bay Hawks	20	6	13	1	39	42	6			
Palm Beach Pumas	19	6	12	1	30	58	4			
Western Conference										
Northwest Division										
GP	W	L	T	GF	GA	BP	Pts			
Calgary Storm	20	18	2	0	47	9	8			
Seattle Sounders Select	20	15	5	0	47	25	8			
Spokane Shadow	20	12	8	0	42	31	6			
Cascade Surge	20	7	13	0	27	42	3			
Yakima Reds	20	5	14	1	22	49	1			
Okanagan Predators	20	2	17	1	18	47	1			
Rocky Mountain Division ^A										
GP	W	L	T	GF	GA	BP	Pts			
Denver Cougars	20	15	4	1	62	29	11			
Boulder Nova	19	11	8	0	46	35	10			
Wichita Jets	19	7	12	0	29	52	5			
Colorado Springs Ascent	19	4	14	1	32	63	6			
Kansas City Brass	17	2	15	0	27	53	4			
Southwest Division										
GP	W	L	T	GF	GA	BP	Pts			
Orange County Blue Star	20	14	6	0	51	34	10			
Southern California Seahorses	20	13	6	1	56	29	9			
Central Coast Roadrunners	20	12	8	0	47	34	8			
San Fernando Valley Heroes	20	7	11	2	38	43	5			
San Gabriel Valley Highlanders	20	1	17	2	12	83	1			

Note: Four points for regulation or overtime win, one point for a tie, one bonus point for scoring three or more goals in a game. * Received a one-point deduction due to the use of an ineligible player.

^A - Denotes standings based on point percentage (points divided by points possible) for unequal games

2001 PDL PLAYOFFS

Central Conference

Conference Semifinals

Chicago FR 1, Texas 0

Sioux Falls 3, Lafayette 1

Conference Final

Sioux Falls 1, Chicago 0

Eastern Conference

Conference Semifinals

Westchester 2, Miami 1

Cocoa 3, Brooklyn 2

Conference Final

Westchester 3, Cocoa 1

Western Conference

Conference Semifinals

Seattle 3, Denver 1

Calgary 2, Orange County 1

Conference Final

Calgary 3, Seattle 0

PDL Championship

@ Des Moines, Iowa

PDL Semifinals

Calgary 2, Des Moines 1

Westchester 5, Sioux Falls 1

PDL Third Place

Sioux Falls 1, Des Moines 0

PDL Championship

Saturday, August 4, 2001

Westchester 3, Calgary 1

2000 PDL STANDINGS

Eastern Conference										
Northwest Division										
GP	W	L	T	GF	GA	BP	Pts			
Westchester Flames	18	15	3	0	47	21	10			
Vermont Voltage	18	11	6	1	37	22	8			
New York Freedoms	18	10	7	1	45	24	8			
Brooklyn Knights	18	9	8	1	30	32	4			
North Jersey Imperials	18	7	11	0	38	49	6			
New Brunswick Brigade	18	2	15	1	20	55	1			
Southeast Division										
GP	W	L	T	GF	GA	BP	Pts			
Tampa Bay Hawks	18	12	5	1	52	35	9			
Bradenton Academics	18	11	6	1	43	27	8			
Cocoa Expos	18	11	6	1	38	27	6			
Central Florida Kraze	18	10	6	2	46	34	8			
Palm Beach Pumas	18	8	8	2	39	43	7			
South Florida Future	18	8	10	0	30	43	3			
Broward County Wolfpack	18	4	12	2	36	56	7			
Miami Breakers	18	3	14	1	27	46	5			
Central Conference										
Great Lakes Division										
GP	W	L	T	GF	GA	BP	Pts			
Mid Michigan Bucks	18	14	3	1	64	21	14			
Dayton Gems	18	9	8	1	37	35	7			
West Michigan Edge	18	9	9	0	32	38	7			
Kalamazoo Kingdom	18	9	9	0	37	37	7			
Indiana Invaders	18	8	10	0	35	43	5			
Lexington Bluegrass Bandits	18	5	13	0	26	47	5			
Heartland Division										
GP	W	L	T	GF	GA	BP	Pts			
Chicago Sockers	18	13	5	0	45	17	10			
Rockford Raptors	18	9	7	2	38	35	8			
Des Moines Menace	18	10	8	0	36	28	5			
Wisconsin Rebels	18	9	8	1	34	25	6			
Twin Cities Tornado	18	7	9	2	26	32	3			
Thunder Bay Chill	18	4	13	1	20	49	2			
Western Conference										
Northwest Division										
GP	W	L	T	GF	GA	BP	Pts			
Yakima Reds	18	12	5	1	59	29	11			
Spokane Shadow	18	11	4	3	43	36	7			
Seattle Sounders Select	18	11	5	1	33	28	6			
Abbotsford 86ers Select	18	8	9	1	49	44	9			
Cascade Surge	18	5	11	2	34	38	6			
Willamette Valley Firebirds	18	3	15	0	28	71	4			
Rocky Mountain Division										
GP	W	L	T	GF	GA	BP	Pts			
Colorado Comets	18	12	5	1	51	29	7			
Wichita Jets	18	8	8	2	46	30	7			
Boulder Nova	18	8	9	1	38	32	7			
Kansas City Brass	18	5	11	2	41	56	6			
Colorado Springs Ascent	18	5	11	2	27	46	3			
Southwest Division										
GP	W	L	T	GF	GA	BP	Pts			
San Fernando V. Heroes	18	11	7	0	57	48	12			
Central Coast Roadrunners	18	11	7	0	51	39	9			
Nevada Zephyrs	18	7	11	0	32	43	4			
San Gabriel V. Highlanders	18	4	14	0	35	66	4			
Provisional Teams										
GP	W	L	T	GF	GA	BP	Pts			
Louisiana Outlaws	12	5	2	5	25	25	5			
Alabama Saints	7	1	4	2	6	14	1			
Central Jersey Ripride	10	1	9	0	10	31	1			

* - San Gabriel Valley received a one-point deduction for use of an ineligible player

2000 PDL PLAYOFFS

Central Conference

@ Arlington Heights, Illinois

Conference Semifinals

Friday, August 4, 2000

Rockford 0 vs. Dayton 1

West Michigan 0 vs. Chicago 6

Conference Final

Saturday, August 5, 2000

Dayton 0 vs. Chicago 2

Eastern Conference

@ Bradenton, Florida

Conference Semifinals

Saturday, August 5, 2000

Vermont 2 (2) vs. Tampa Bay 2

(4) (PK)

Bradenton 0 vs. Westchester 1

Conference Final

Sunday, August 6, 2000

Tampa Bay 0 vs. Westchester 1

Western Conference

@ Spokane, Washington

Conference Semifinals

Saturday, August 5, 2000

San Fernando V. vs. Colorado 4

Spokane 0 vs. Yakima 2

Conference Final

Sunday, August 6, 2000



PDL HISTORY

1999 PDL STANDINGS

Western Conference

Northwest Division											
GP	W	L	SW	SL	GF	GA	BP	Pts	Hm	Aw	
Willamette Valley Firebirds	16	14	2	0	0	54	20	10	66	8-0	6-2
Spokane Shadow	16	10	6	0	0	36	21	8	48	7-1	3-5
Abbotsford 86ers	16	8	8	0	1	36	32	7	40	5-3	3-5
Seattle Sounders Select	16	8	8	2	0	19	32	1	29	5-3	3-5
Yakima Reds	16	6	10	1	1	31	43	6	29	3-5	3-5
Cascade Surge	16	2	14	0	1	19	47	3	12	2-6	0-8

Southwest Division											
GP	W	L	SW	SL	GF	GA	BP	Pts	Hm	Aw	
San Fernando V Heroes	16	13	3	4	0	53	21	8	52	8-0	3-3
Central Coast Roadrunners	16	8	8	1	1	32	24	7	38	5-3	3-5
Nevada Zephyrs	16	7	9	0	0	26	31	4	32	6-2	1-7
San Gabriel V Highlanders*	16	6	10	0	0	33	51	6	27	5-4	1-6
Silicon Valley Ambassadors	16	5	11	0	2	23	44	2	24	4-4	1-7
Tucson Amigos	16	3	13	0	2	23	41	1	15	3-5	0-8

Central Conference

Heartland Division											
GP	W	L	SW	SL	GF	GA	BP	Pts	Hm	Aw	
Twin Cities Tornado	16	14	2	0	0	55	18	9	65	7-1	7-1
Sioux City Breeze	16	13	3	0	0	52	25	9	61	9-0	4-3
Colorado Comets ^	15	8	7	0	1	48	33	9	42	5-3	3-4
Des Moines Menace	16	7	9	0	1	33	36	5	34	5-4	2-5
Kansas City Brass	16	6	10	2	0	23	38	4	24	3-4	3-6
Team St. Louis^	6	5	1	0	0	28	8	4	24	3-0	2-1
Wichita Blues^	11	3	8	0	2	13	43	2	16	3-2	0-6
Colorado Springs Stampede^	15	3	12	2	0	21	52	2	10	2-6	1-6

Great Lakes Division											
GP	W	L	SW	SL	GF	GA	BP	Pts	Hm	Aw	
Mid Michigan Bucks	16	14	2	1	0	62	14	11	65	7-1	7-1
Chicago Sockers	16	12	4	1	1	41	14	7	54	6-2	6-2
Wisconsin Rebels	16	11	5	1	0	45	37	9	51	5-3	6-2
Indiana Invaders	16	7	9	0	0	34	44	7	35	3-5	4-4
Kalamazoo Kingdom	16	6	10	1	1	28	45	5	28	4-4	2-6
Rockford Raptors	16	2	14	0	2	23	61	3	13	2-7	0-7
West Michigan Explosion	16	2	14	0	0	17	49	2	5	2-6	0-8

Eastern Conference

Southeast Division											
GP	W	L	SW	SL	GF	GA	BP	Pts	Hm	Aw	
Jackson Chargers	16	14	2	0	0	67	12	11	67	8-1	6-1
Cocoa Expos	16	12	4	2	0	58	24	10	54	8-2	4-2
Central Florida Kraze	16	10	6	0	1	47	23	8	49	5-3	5-3
Miami Breakers	16	9	7	1	0	29	32	6	40	5-3	4-4
Bradenton Academics	16	8	8	0	1	28	32	5	38	3-5	5-3
Clarksville Gunners	16	6	10	1	1	28	37	3	26	5-4	1-6
Miami Tango	16	5	11	1	0	25	61	5	23	3-5	2-6
Lexington Bluegrass Bandits^	6	3	3	0	0	17	14	4	16	2-1	1-2
Orlando Nighthawks	16	1	15	0	1	13	63	0	5	1-6	0-9

Northeast Division											
GP	W	L	SW	SL	GF	GA	BP	Pts	Hm	Aw	
New York Freedoms	16	11	5	1	1	40	27	9	52	5-3	6-2
Central Jersey Riptide*	16	8	8	0	1	40	28	9	36	5-4	3-4
Brooklyn Knights	16	7	9	2	0	29	42	5	29	4-4	3-5
Westchester Flames	16	7	9	1	0	19	32	3	29	3-4	4-5
Vermont Voltage	16	4	12	0	1	26	42	4	21	4-4	0-8
NY Capital District Shockers	16	2	14	0	0	18	65	1	9	2-6	0-8

^ Colorado and Colorado Springs - postponed game not rescheduled; Lexington, St. Louis and Wichita were provisional; *Central Jersey received a six-point deduction due to two forfeits; San Gabriel Valley received a three-point deduction due to a forfeit

1999 PDL PLAYOFFS

Central Conference Championship

@ Saginaw, Michigan
 Friday August 6, 1999
 Sioux City 2 @ Mid Michigan 1
 Chicago 2 @ TwinCities 0
 Saturday August 7, 1999
 Chicago 3 @ Sioux City 1

Eastern Conference Championship

@ Jackson, Mississippi
 Friday August 6, 1999
 Brooklyn 1 @ Jackson 9
 New York 3 @ Cocoa 1
 Saturday August 7, 1999
 New York 1 @ Jackson 0

Western Conference Championship

@ Glendora, California
 Saturday August 7, 1999
 Willamette V 1 @ C. Coast 0
 Abbotsford 2 @ San Fernando 1
 Sunday August 8, 1999
 Abbotsford 1 @ Willamette Valley 5

PDL National Championship

@ Spokane, Washington
 Saturday August 14, 1999
 New York 0, Chicago 1
 Willamette Valley 1, Spokane 2
 Sunday August 15, 1999

Third Place Game

New York 5, Willamette Valley 2

PDL Championship

Chicago 3, Spokane 1





PDL HISTORY

1998 PDL STANDINGS

Northwest Division	GP	W	L	GF	GA	PTS	SW	SL
Spokane Shadow	16	13	3	62	15	39	0	0
Yakima Reds	16	9	7	40	28	27	0	0
Seattle BigFoot	16	11	5	28	32	27	3	0
Cascade Surge	16	9	7	28	28	23	2	2
Okanagan Challenge	8	2	6	6	23	6	0	1
Seattle Hibernian	8	2	6	5	16	6	0	1
Vancouver 86ers Selects	8	1	7	11	19	3	0	2
Abbotsford Action	8	1	7	9	28	1	1	0
Southwest Division	GP	W	L	GF	GA	PTS	SW	SL
Silicon Valley Ambassadors	16	15	1	44	20	43	1	0
San Gabriel V Highlanders	16	11	5	41	27	31	1	0
Southern California Chivas	16	7	9	30	26	21	0	1
Central Coast Roadrunners	16	5	11	31	39	15	0	0
No. Arizona Prospectors	16	2	14	23	66	4	1	1
Central Division	GP	W	L	GF	GA	PTS	SW	SL
Colorado Cornets	16	13	3	40	16	39	0	1
Des Moines Menace	16	11	5	51	27	29	2	0
Twin Cities Tornado	16	9	7	33	32	27	0	1
Kansas City Brass	16	7	9	42	29	21	0	1
Sioux City Breeze	16	7	9	28	31	17	2	1
Colorado Springs Stampede	16	5	11	20	46	13	1	0
Great Lakes Division	GP	W	L	GF	GA	PTS	SW	SL
Detroit Dynamite	16	14	2	45	24	38	2	0
Mid Michigan Bucks	16	11	5	38	19	33	0	1
Kalamazoo Kingdom	16	7	9	30	34	21	0	1
Indiana Invaders	16	7	9	26	33	19	1	0
Fox River Rebels	16	6	10	30	37	18	0	0
Lansing Locomotive	16	3	13	36	42	6	0	1
Grand Rapids Explosion	16	0	16	6	56	0	0	0
Southeast Division	GP	W	L	GF	GA	PTS	SW	SL
Jackson Chargers	16	16	0	104	17	48	0	0
Cocoa Expos	16	9	7	41	36	27	0	0
Bradenton Academics	16	9	7	50	42	25	1	0
Alabama Saints	16	7	9	40	48	21	0	3
Miami Tango	16	7	9	41	39	19	1	0
Central Florida Lionhearts	16	6	10	40	55	16	1	0
South Florida Future	16	5	11	28	79	13	1	1

1998 PDL PLAYOFFS

Southeast Division

Semifinals

Jackson 7, Miami 0
Cocoa 4, Bradenton 3

Final

Jackson 8, Cocoa 2

Central Division

Semifinals

Kansas City 1, Colorado 0
Des Moines 2, Twin Cities 1 (OT)

Final

Des Moines 3, Kansas City 2 (OT)

Great Lakes Division

Semifinals

Mid Michigan 3, Indiana 0
Detroit 3, Fox River 2

Final

Mid Michigan 2, Detroit 0

Southwest Division

Semifinals

Central Coast 2, Silicon Valley 1 (OT)
San Gabriel 2, Southern California 0

Final

San Gabriel 4, Central Coast 2

Northwest Division

Semi-finals

Okanagan 2, Spokane 1
Yakima 1, Seattle 0

Final

Yakima 4, Okanagan 1

Round-of-Six

Jackson 3, Mid Michigan 2
Des Moines 3, Cocoa 1

San Gabriel 4, Yakima 2

Semifinals

San Gabriel 3, Des Moines 1
Jackson 2, Kalamazoo 0

Third Place

Des Moines 4, Kalamazoo 1

Final

San Gabriel 3, Jackson 2

1997 PDL STANDINGS

Northwest Division	GP	W	L	GF	GA	PTS	SW	SL
Spokane Shadow	16	14	2	37	16	42	0	0
Yakima Reds	16	7	9	31	21	0	1	1
Cascade Surge	16	8	8	28	23	20	2	1
Bellingham Orcas	16	6	10	26	40	18	0	1
Puget Sound BigFoot	16	5	11	27	39	13	1	0
Southwest Division	GP	W	L	GF	GA	PTS	SW	SL
San Gabriel V Highlanders	16	12	4	43	20	36	1	0
Central Coast Roadrunners	16	11	5	34	17	31	1	2
Tucson Arizonicos	16	6	10	19	43	16	1	0
Southern California Chivas	16	6	10	21	36	14	2	0
North Central Division	GP	W	L	GF	GA	PTS	SW	SL
Mid Michigan Bucks	16	12	4	41	24	36	0	1
Detroit Dynamite	16	10	6	41	20	28	1	2
Kalamazoo Kingdom	16	10	6	32	25	26	2	1
Grand Rapids Explosion	16	8	8	35	27	22	1	1
Michigan Madness	16	1	15	11	66	1	1	0
Central Division	GP	W	L	GF	GA	PTS	SW	SL
Lincoln Brigade	16	12	4	34	23	32	2	0
Omaha Flames	16	9	7	39	28	27	0	1
Sioux City Breeze	16	8	8	26	38	24	0	0
Des Moines Menace	16	7	9	29	27	19	1	0
Colorado Springs Stampede	16	6	10	23	33	18	0	1
Twin Cities Tornado	16	5	11	20	39	11	2	1
Mid-South Division	GP	W	L	GF	GA	PTS	SW	SL
Cincinnati Riverhawks	16	10	6	48	31	30	0	0
Jackson Chargers	16	10	6	50	25	28	1	0
Lexington Bluegrass Bandits	16	10	6	43	20	26	2	3
Alabama Saints	16	5	11	31	34	15	0	1
Chattanooga Express	16	5	11	16	52	13	1	1
Southeast Division	GP	W	L	GF	GA	PTS	SW	SL
Cocoa Expos	16	12	4	46	23	34	1	2
South Florida Future	16	11	5	42	22	31	1	0
West Florida Fury	16	10	6	32	23	26	2	1
Miami Breakers	16	8	8	41	24	24	0	1
SW Florida Manatees	16	0	16	9	74	0	0	0

1997 PDL PLAYOFFS

Southeast Division

Semifinals

Cocoa 5, Miami 2
West Florida 4, South Florida 0

Final

Cocoa 3, West Florida 1

Mid-South Division

Semifinals

Cincinnati 7, Alabama 4
Jackson 1, Lexington 0 (OT)

Final

Jackson 3, Cincinnati 0

Central Division

Semifinals

Des Moines 4, Lincoln 0
Omaha 5, Sioux City 3

Final

Des Moines 6, Omaha 0

North Central Division

Semifinals

Kalamazoo 1, Detroit 0 (OT)
Mid Michigan 4, Grand Rapids 3

Final

Mid Michigan 1, Kalamazoo 0 (SO)

Southwest Division

Final

San Gabriel Valley 2, Tucson 1

Northwest Division

Semifinals

Spokane 5, Bellingham 4 (SO)
Yakima 1, Cascade 0

Final

Spokane 2, Yakima 0

Conference Finals

Cocoa 2, Jackson 1
Mid Michigan 3, Des Moines 0

San Gabriel Valley 1, Spokane 0

Semifinals

Central Coast 2, Mid Michigan 2
Cocoa 1, San Gabriel Valley 0 (SO)

Third Place

San Gabriel Valley 3, Mid Michigan 2

Final

Central Coast 2, Cocoa 1



PDL HISTORY

1996 PDL STANDINGS

Western Conference

Northwest Division						
GP	W	L	GF	GA	PTS	
Spokane Shadow	14	12	2	34	17	34
San Francisco Bay Seals	14	10	4	35	15	30
Colorado Springs Stampede	14	9	5	20	12	25
Puget Sound Hammers	14	8	6	31	23	24
Willamette Valley Firebirds	14	5	9	21	31	15
Bellingham Orcas	14	3	11	17	50	9
Southern Division						
GP	W	L	GF	GA	PTS	
Central Coast Roadrunners	14	12	2	33	16	34
San Diego Top Guns	14	9	5	28	22	25
Arizona Phoenix	14	7	7	32	31	21
Tucson Amigos	14	7	7	24	29	21
Fontana Falcons	14	5	9	31	32	15
Southern California Gunners	14	3	11	19	28	9

Central Conference

Northern Division						
GP	W	L	GF	GA	PTS	
Lexington Bluegrass Bandits	14	10	4	32	18	28
Michigan Madness	14	9	5	22	26	25
Mid Michigan Bucks	14	8	6	24	18	22
Detroit Dynamite	14	8	6	34	19	22
Kalamazoo Kingdom	14	5	9	18	22	15
Grand Rapids Explosion	7	0	7	6	21	0
Southern Division						
GP	W	L	GF	GA	PTS	
Austin Lone Stars	14	10	4	41	17	30
Sioux City Breeze	14	10	4	27	23	26
Omaha Flames	14	8	6	39	22	24
Des Moines Menace	14	7	7	22	21	21
Oklahoma City Heat	14	7	7	22	26	21
Wichita Blue	14	5	9	18	34	15

Eastern Conference

Northern Division						
GP	W	L	GF	GA	PTS	
Roanoke RiverDawgs	14	10	4	49	26	30
Jackson Chargers	14	8	6	34	24	22
Nashville Metros	14	7	7	34	26	17
Birmingham Grasshoppers	14	4	10	20	33	12
Southern Division						
GP	W	L	GF	GA	PTS	
Cocoa Expos	14	10	4	45	22	28
Orlando Lions	14	9	5	25	28	25
Florida Strikers	14	7	7	31	33	19
West Florida Fury	14	5	9	29	36	15
Miami Tango	14	4	10	29	37	12
South Florida Future	14	0	14	17	63	0

1996 PDL PLAYOFFS

Western Conference

Northern Division

Semifinals

Spokane 2, Puget Sound 1
San Francisco Bay 2, Colorado Springs 1

Final

San Francisco Bay 2, Spokane 1

Southern Division

Semifinals

Central Coast 7, Tucson 0
San Diego 3, Arizona 1

Final

Central Coast 3, San Diego 2

Central Conference

Northern Division

Semifinals

Mid Michigan 3, Michigan 0 (OT)
Lexington 5, Kalamazoo 4 (SO)

Final

Mid Michigan 1, Lexington 0 (SO)

Southern Division

Semifinals

Austin 1, Des Moines 0 (OT)
Omaha 3, Sioux City 1

Final

Omaha 3, Austin 2 (OT)

Eastern Conference

Play-In

Nashville 2, Roanoke 1 (OT)
Florida 4, West Florida 3 (SO)

First Round

Nashville 1, Florida 0

Final

Jackson 3, Nashville 2 (OT)

Premier Six

San Francisco Bay 3, Omaha 2
Central Coast 3, Mid Michigan 0

Jackson 1, Cocoa 0

San Francisco Bay 4, Mid Michigan 0

Central Coast 2, Jackson 1 (OT)

Cocoa 4, Omaha 1

Final

Central Coast 1, San Francisco Bay 0

1995 PDL STANDINGS

Eastern Division

GP	W	L	GF	GA	BNS	PTS	SW	SL	
Cocoa Expos	18	16	2	62	20	44	138	1	0
Richmond Kickers	18	15	3	47	21	40	128	1	0
Nashville Metros	18	12	6	47	34	41	113	0	0
Jackson Chargers	18	13	5	43	26	36	110	2	0
Birmingham Grasshoppers	18	10	8	45	46	39	97	1	0
Washington Mustangs	18	7	11	30	42	29	73	0	1
Roanoke River Dawgs	18	5	13	40	51	31	59	1	0
Orlando Lions	18	4	14	31	63	25	45	0	1
Columbia Heat	18	4	14	30	47	23	45	0	1
South Florida Future	16	3	13	15	44	14	34	0	1

Central Division

GP	W	L	GF	GA	BNS	PTS	SW	SL	
Sioux City Breeze	18	11	7	55	37	35	101	0	0
Austin Lone Stars	18	10	8	57	30	38	98	0	0
Des Moines Menace	18	10	8	53	37	35	97	0	1
Oklahoma City Slickers	18	7	11	28	51	25	67	1	1
Wichita Blue Angels	18	6	12	32	63	29	65	1	1
Ann Arbor Elites	18	5	13	24	56	23	51	1	1
Grand Rapids Explosion	18	3	15	30	71	27	45	0	0
Arkansas A's	18	2	16	17	67	17	29	0	0

Western Division

GP	W	L	GF	GA	BNS	PTS	SW	SL	
San Francisco All-Blacks	18	17	1	46	24	42	142	1	0
Colorado Springs Stampede	18	11	7	49	28	36	102	0	0
Tucson Amigos	18	12	6	38	26	32	102	1	0
North Bay Breakers	18	10	8	40	40	36	90	0	0
Puget Sound Hammers	18	10	8	35	28	32	70	1	0
Arizona Cotton	18	7	11	35	50	28	70	0	0
Montclair Falcons	18	6	12	29	42	22	58	1	1
Inland Empire Panteras	18	5	13	24	56	23	53	1	1
Shasta Scorchers	18	1	17	21	73	20	26	0	0

1995 PDL PLAYOFFS

Central Division

Semifinals

Sioux City 7, Oklahoma City 0

Des Moines 3, Austin 2 (OT)

Final

Des Moines 1, Sioux City 0

Eastern Division

Semifinals

Cocoa 3, Jackson 1

Birmingham 3, Nashville 2

Final

Cocoa 3, Birmingham 1

Western Division

Semifinals

Colorado Springs 2, North Bay 0

San Francisco 6, Tucson 2

Final

San Francisco 1, Colorado Springs 0

Championship

Semifinals

Cocoa 3, Des Moines 1

Richmond 1, San Francisco 0 (SO)

Third Place

San Francisco 4, Des Moines 1

Final

Richmond 3, Cocoa 1



PDL HISTORY

1994 USISL STANDINGS

Pacific Division	GP	W	L	GF	GA	PTS
San Francisco All Blacks	18	15	3	59	20	134
North Bay Breakers	18	14	4	55	29	125
CCV Hydra	18	13	5	62	31	122
Chico Rooks	18	12	6	43	30	108
San Francisco Bay Diablos	18	10	8	42	48	92
Silicon Valley Firebirds	18	9	9	42	28	85
Reno Rattlers	18	7	11	38	45	71
Hawaii Tsunami	18	3	15	24	77	40
Santa Cruz Surf	18	2	16	21	61	31
Shasta Scorchers	18	2	16	20	63	31
Southwest Division	GP	W	L	GF	GA	PTS
Los Angeles Cobras	18	16	2	70	32	132
El Paso Patriots	18	13	5	57	28	120
Valley Golden Eagles	18	12	6	48	40	110
Montclair Falcons	18	10	8	40	34	94
Arizona Cotton	18	7	11	49	33	79
Tucson Amigos	18	7	11	44	43	75
New Mexico Chiles	18	7	11	32	48	66
Las Vegas Quicksilvers	18	3	15	31	84	48
San Diego Top Guns	9	4	5	16	19	37
South Central Division	GP	W	L	GF	GA	PTS
Tulsa Roughnecks	18	16	2	62	18	132
D/FW Toros	18	12	6	51	40	112
San Antonio Pumas	18	11	7	53	30	107
Austin Lone Stars	18	11	7	62	51	106
Texas Lightning	18	11	7	60	31	103
Dallas Rockets	18	9	9	39	48	86
Oklahoma City Slickers	18	4	14	28	57	46
Wichita Blue Angels	17	0	17	16	119	16
Midwest Division	GP	W	L	GF	GA	PTS
Minnesota Thunder	18	18	0	61	14	170
Milwaukee Rampage	18	16	2	81	18	161
Columbus Xoggg	18	11	7	39	37	112
St. Louis Knights	18	11	7	46	37	108
Detroit Wheels	18	9	9	35	38	98
Rockford Raptors	18	10	8	36	34	98
Des Moines Menace	18	5	13	37	46	63
Cincinnati Cheetahs	18	5	13	38	40	59
Sioux City Breeze	18	1	17	15	64	23
Midsouth Division	GP	W	L	GF	GA	PTS
Louisville Thoroughbreds	18	13	5	53	35	114
New Orleans Gamblers	18	12	6	38	23	107
Birmingham Grasshoppers	18	13	5	36	19	104
Lexington Bluegrass Bandits	18	10	8	32	25	87
Nashville Metros	18	7	11	43	43	78
Chattanooga Express	18	5	13	16	45	54
Arkansas As	18	4	14	22	62	45
Memphis Jaguars	11	2	9	19	34	29
Northeast Division	GP	W	L	GF	GA	PTS
Long Island Rough Riders	18	13	5	35	19	117
North Jersey Imperials	18	12	6	39	23	110
Cape Cod Crusaders	18	10	8	39	25	98
Jersey Dragons	18	11	7	28	25	98
Delaware Wizards	18	9	9	28	25	89
New York Fever	18	7	11	29	32	82
Boston Storm	18	5	13	24	47	65
Connecticut Wolves	18	6	12	14	32	59
Philadelphia Freedom	18	6	12	21	36	58
Atlantic Division	GP	W	L	GF	GA	PTS
Greensboro Dynamo	18	16	2	60	22	143
Charleston Battery	18	14	4	36	16	111
Charlotte Eagles	18	10	8	44	32	95
Raleigh Flyers	18	9	9	33	33	90
Hampton Roads Hurricanes	18	10	8	32	27	84
Columbia Heat	18	9	9	32	39	82
Washington Mustangs	18	11	7	33	29	80
Baltimore Bays	18	6	12	26	39	59
Richmond Kickers	18	4	14	21	43	44
Southeast Division	GP	W	L	GF	GA	PTS
Cocoa Expos	17	16	1	69	13	128
Atlanta Magic	17	11	6	44	36	104
Florida Stars	17	11	6	65	36	97
Orlando Lions	17	7	10	50	46	81
Boca Raton Sabres	18	6	12	37	48	73
Ft. Lauderdale Kicks	17	5	12	25	53	53
South Florida Flamingos	17	3	14	19	80	37

1994 USISL PLAYOFFS

Pacific Division	
Semifinals	Chico 1, San Francisco 0
	North Bay 3, CCV 2
Final	Chico def. North Bay (0-1, 2-1, 1-0)
Southwest Division	
Semifinals	Los Angeles 7, Montclair 3
	Valley 5, El Paso 2
Final	Los Angeles def. Valley (0-6, 3-0, 2-0)
South Central Division	
Preliminary	Austin 3, Texas 2 (OT)
Semifinals	Austin 4, Tulsa 1
	D/FW 4, San Antonio 3
Final	D/FW def. Austin (4-2, 2-0)
Midwest Division	
Semifinals	Minnesota 3, St. Louis 2
	Milwaukee 1, Columbus 0
Final	Minnesota def. Milwaukee (3-2, 3-1)
Midsouth Division	
Semifinals	Lexington 4, Louisville 1
	Birmingham 1, New Orleans 0
Final	Birmingham def. Lexington (2-0, 2-1)
Northeast Division	
Preliminary	Jersey 2, Delaware 0
Semifinals	Long Island 2, Jersey 1
	North Jersey 1, Cape Cod 0 (CK)
Final	Long Island def. North Jersey (3-2, 1-0)
Atlantic Division	
Semifinals	D/FW 4, Birmingham 1
	Greensboro 8, D/FW 2
	Charleston 4, Hampton Roads 1
	Charlotte 2, Raleigh 0
Final	Charleston def. Charlotte (3-2, 3-1)
Southeast Division	
Semifinals	Cocoa 7, Orlando 1
	Atlanta 1, Florida 0
Final	Cocoa def. Atlanta (0-1, 2-0, 5-1)
Sizzlin' Nine	
Group A:	Greensboro 6, Birmingham 1
	D/FW 4, Birmingham 1
	Greensboro 8, D/FW 2
Group B:	Charleston 4, Cocoa 2
	Charleston 5, Chico 0
	Cocoa 6, Chico 0
Group C:	Minnesota 4, Long Island 2
	Los Angeles 3, Minnesota 2 (SO)
	Long Island 8, Los Angeles 2
Semifinals	Greensboro 2, Long Island 1 (OT)
	Minnesota 5, Charleston 0
Final	Greensboro 2, Minnesota 1 (SO)



PDL HISTORY

1993 USISL STANDINGS

Pacific Division	GP	W	L	GF	GA	PTS
San Jose Hawks	16	14	2	42	11	119
Palo Alto Firebirds	16	12	4	50	8	107
San Francisco All Blacks	16	13	3	39	17	106
Chico Rooks	16	11	5	47	29	98
North Bay Breakers	16	8	8	37	25	79
Santa Cruz Surf	16	7	9	27	42	66
San Francisco Bay Diablos	16	3	13	20	51	38
East Bay Red Riders	16	2	14	7	52	13
Southwest Division	GP	W	L	GF	GA	PTS
East LA Cobras	16	11	5	40	18	101
Standard Falcons	16	10	6	30	33	89
El Paso Patriots	16	10	6	34	16	87
New Mexico Chiles	16	9	7	25	15	73
Tucson Amigos	16	8	8	23	30	72
Valley Golden Eagles	16	3	13	20	42	37
Arizona Cotton	16	3	13	12	43	29
South Central Division	GP	W	L	GF	GA	PTS
Tulsa Roughnecks	16	12	4	33	18	99
Oklahoma City Slickers	16	11	5	34	32	97
Dallas Rockets	16	11	5	34	17	94
San Antonio Pumas	16	8	8	39	35	83
Austin Soccadillos	16	8	8	30	33	69
D/FW Toros	16	5	11	22	42	52
Tyler Lightning	16	5	11	22	40	49
Atlantic Division	GP	W	L	GF	GA	PTS
Greensboro Dynamo	16	14	2	41	14	114
Delaware Wizards	16	10	6	34	22	88
Raleigh Flyers	16	10	6	31	24	84
Richmond Kickers	16	8	8	30	30	78
Charleston Battery	16	8	8	27	23	72
Connecticut Wolves	16	7	9	29	33	68
Baltimore Bays	16	5	11	28	38	59
Charlotte Eagles	16	5	11	26	35	52
Columbia Spirit	16	3	13	12	43	32
Southeast Division	GP	W	L	GF	GA	PTS
Orlando Lions	16	14	2	46	10	124
Atlanta Lasers	16	10	6	44	34	93
Coral Springs Kicks	16	10	6	42	43	92
Memphis Express	16	9	7	49	30	87
Boca Raton Sabres	16	8	8	37	31	80
Nashville Metros	16	6	10	29	37	60
Chattanooga Railroaders	16	3	13	33	45	52
Southern Challenge Cup	GP	W	L	GF	GA	PTS
New Orleans Gambblers	9	6	3	20	17	48
Birmingham Grasshoppers	9	5	4	18	9	45
Jacksonville Fury	9	4	5	15	27	35
Montgomery Capitals	9	2	7	13	38	25

1993 USISL PLAYOFFS

Pacific Div.

Semifinals

San Jose 6, Chico 0
San Francisco All Blacks 3, Palo Alto 2 (OT)

Final

San Jose 3, San Francisco All Blacks 0

Southwest Div.

Semifinals

Los Angeles 7, Standard 3
Valley 5, El Paso 2

Final

Los Angeles defeated Valley (0-6, 3-0, 2-0)

South Central Div.

Semifinals

Tulsa 2, San Antonio 0
Dallas 4, Oklahoma City 0

Final

Dallas defeated Tulsa (4-3 (OT), 0-3, 1-0)

Atlantic Div.

Preliminary

Richmond 2, Charleston 0

Semifinals

Greensboro 4, Richmond 1
Delaware 4, Raleigh 2

Final

Greensboro defeated Delaware (5-0, 2-1)

Southeast Div.

Semifinals

Atlanta 3, Memphis 2
Boca Raton 4, Coral Springs 1

Final

Atlanta defeated Boca Raton (1-0, 3-2)

Sizzlin' Six

San Jose 4, East LA 1

Orlando 3, Dallas 1

Greensboro 9, Atlanta 0

Greensboro 4, East LA 0

Orlando 5, Atlanta 1

San Jose 3, Dallas 1

Final

Greensboro 2, Orlando 1

1992 USISL STANDINGS

Southwest Division	GP	W	L	GF	GA	BPT	PTS	PKW	PKL
El Paso Patriots	14	12	2	32	15	29	96	0	0
New Mexico Chiles	14	7	7	29	22	24	95	1	2
Tucson Amigos	14	5	9	23	36	20	52	0	1
Arizona Cotton	14	5	9	22	28	20	48	1	0
Southeast Division	GP	W	L	GF	GA	BPT	PTS	PKW	PKL
Orlando Lions	14	10	4	37	17	30	94	0	2
Boca Raton Sabres	14	10	4	27	17	26	86	0	0
Atlanta Magic	14	10	4	35	20	29	85	2	0
Memphis Express	14	8	6	34	22	27	77	0	1
Nashville Metros	14	6	8	25	23	21	55	1	0
Chattanooga Railroaders	14	3	11	22	40	19	37	1	1
Gwinnett County Steamers	14	2	12	12	36	11	25	0	1
South Central Conference	GP	W	L	GF	GA	BPT	PTS	PKW	PKL
Dallas Rockets	14	13	1	29	13	27	105	1	1
Oklahoma City Warriors	14	7	7	22	24	21	63	0	0
Dallas Americans	14	6	8	21	22	20	56	0	0
San Antonio Generals	14	6	8	27	32	20	54	0	0
Austin Soccadillos	14	5	9	19	27	17	49	0	1
Arkansas Diamonds	14	2	12	13	47	11	21	1	0
Pacific Conference	GP	W	L	GF	GA	BPT	PTS	PKW	PKL
Palo Alto Firebirds	14	12	2	32	15	26	94	2	0
North Bay Breakers	14	10	4	32	13	26	86	0	0
San Francisco All Blacks	14	7	7	25	26	23	65	0	0
East Bay Red Riders	14	7	7	25	24	21	63	0	0

1992 USISL PLAYOFFS

First Round

Oklahoma City def. Dallas (0-2, 3-0)

Tucson def. New Mexico (2-0, 3-1)

Atlanta def. Memphis (5-1, 1-0)

Second Round

Dallas def. Oklahoma City (0-2, 3-1, 2-0)

Tucson def. El Paso (1-2 SO, 2-1)

Atlanta def. Boca Raton (0-2, 3-0)

Palo Alto def. North Bay (0-1, 4-2, 2-0)

Sizzlin' Six

El Paso 3, Atlanta 1

Palo Alto 2, Orlando 0

Tucson 3, Dallas 1

Dallas 3, Atlanta 2

Tucson 2, Orlando 0

Palo Alto 2, El Paso 0

Final

Palo Alto 1, Tucson 0





PDL HISTORY

1991 SISL STANDINGS

Southwest Division	GP	W	L	GF	GA	BP	Pts	PKW	PKL
New Mexico Chiles	16	11	5	38	18	30	96	0	2
El Paso Patriots	16	11	5	34	20	27	95	1	0
Colorado Comets	16	10	6	35	23	30	88	1	0
Tucson Amigos	16	7	9	20	23	17	61	1	2
Phoenix Hearts	16	7	9	27	26	21	59	2	0
Lubbock Lazars	16	1	15	7	74	7	13	0	0
Tex-Oma Division	GP	W	L	GF	GA	BP	Pts	PKW	PKL
Richardson Rockets	16	10	6	40	27	33	97	0	2
Fort Worth Kickers	16	11	5	30	18	26	92	1	1
Tulsa Renegades	16	8	8	39	28	28	76	1	1
San Antonio Generals	16	8	8	32	29	28	72	2	0
Oklahoma City Warriors	16	7	9	29	40	25	67	0	0
Austin Sockadillos	16	5	11	37	42	31	63	1	2
Southeast Division	GP	W	L	GF	GA	BP	Pts	PKW	PKL
Memphis Rogues	16	12	4	31	36	30	98	2	0
Atlanta Quicksilver	16	9	7	41	31	35	89	0	0
Arkansas Diamonds	16	8	8	30	30	26	76	0	1
Nashville Metros	16	7	9	30	35	23	63	1	0
Nashville Express	16	4	12	20	40	19	47	0	2

1991 SISL PLAYOFFS

Quarterfinals

Memphis def. Atlanta Quicksilver (1-2, 2-0, 1-0)

Richardson def. Tulsa (3-0, 3-0)

New Mexico 1, Colorado 0 (OT)

Fort Worth def. El Paso (3-0, 2-3, 2-1)

Semifinals

New Mexico def. El Paso (0-1 (PK), 4-1, 3-0)

Richardson 2, Fort Worth 1

Final

Richardson 3, New Mexico 0



1990 SISL STANDINGS

Western Conference	GP	W	L	GF	GA	PTS
Lubbock Lazars	14	11	3	52	28	101
Colorado Comets	14	12	2	38	17	100
Phoenix Hearts	14	8	6	39	29	76
Tucson Amigos	14	7	7	29	20	68
Albuquerque Gunners	14	3	11	17	51	35
Permian Basin Shooting Stars	14	2	12	20	43	31
Eastern Conference	GP	W	L	GF	GA	PTS
Tulsa Renegades	14	12	2	45	17	106
Austin Sockadillos	14	8	6	45	27	85
San Antonio Generals	14	10	4	38	25	85
Richardson Rockets	14	7	7	38	22	70
North Texas United	14	7	7	36	30	68
Arkansas Diamonds	14	6	8	26	34	60
Waco Kickers	14	1	13	9	54	15
Oklahoma City	6	1	5	7	25	13

1990 SISL PLAYOFFS

Quarterfinals

Colorado def. Lubbock (5-1, 5-2)

Richardson def. Tulsa (1-2, 1-0, 3-1)

Austin def. San Antonio (0-1, 4-1, 3-2)

Tucson def. Phoenix (2-1, 2-1)

Semifinals

Richardson def. Austin (2-1, 5-1)

Colorado def. Tucson (2-0, 1-0)

Final

Colorado declared champion on basis of having best overall record





W-LEAGUE HISTORY

2012 W-League Honors

MVP: Grace Hawkins Long Island
Scoring Champion: Grace Hawkins Long Island
Goal Scoring Champion: Grace Hawkins Long Island
Assist Champion: Kristen Edmonds New Jersey
GAA Champion: Anna Maria Picarelli Pali
Rookie of the Year: Lynn Williams Pali
Goalkeeper of the Year: Anna Maria Picarelli Pali
Defender of the Year: Cindy Walsh Laval
Coach of the Year: Charlie Naimo Pali
Executive of the Year: Charlie Naimo Pali
Organization of the Year: Seattle

2011 W-League Honors

MVP: Mallory Outerbridge Ottawa
Scoring Champion: Mallory Outerbridge Ottawa
Goal Scoring Champion: Mallory Outerbridge Ottawa
Assist Champion: Teresa Rynier Ottawa
GAA Champion: Jasmine Phillips Ottawa
Rookie of the Year: Sydney Leroux Vancouver
Defender of the Year: Amanda Fancher Ottawa
Goalkeeper of the Year: Cynthia Jacobo Santa Clarita
Coach of the Year: Dominic Oliveri Ottawa
Executive of the Year: Tim Schweitzer Northern Virginia Majestics & D.C. United Women
Organization of the Year: Ottawa Fury

2010 W-League Honors

MVP: Kelly Parker Buffalo
Scoring Champion: Kelly Parker Buffalo
Goal Scoring Champion: Kelly Parker Buffalo
Assist Leader: Veronica Boquete Buffalo
GAA Champion: Alyssa Whitehead Charlotte
Rookie of the Year: Rashidah Sherman New York
Goalkeeper of the Year: Alyssa Whitehead Charlotte
Defender of the Year: Sue Weber Long Island
Coach of the Year: Hubert Busby, Jr. Vancouver
Executive of the Year: Lyndelle Phillips New York
Organization of the Year: Vancouver

2009 W-League Honors

MVP: Angelika Johansson Hudson Valley
Scoring Champion: Laura Del Rio FC Indiana
Goal Scoring Champion: Laura Del Rio FC Indiana
Assist Leader: Monica Ocampo FC Indiana
GAA Champion: Shannon Lynn FC Indiana
U19 Player of the Year: Chante Sandiford Washington
Goalkeeper of the Year: Michelle Betos Atlanta
Defender of the Year: Brittany Taylor Hudson Valley
Coach of the Year: Fabien Cottin Quebec City
Executive of the Year: John Pugh Ottawa
Organization of the Year: Hudson Valley

2008 W-League Honors

MVP: Sarah Steinmann Atlanta
Scoring Champion: Sarah Steinmann Atlanta
Goal Scoring Champion: Sarah Steinmann Atlanta
Assist Leader: Laura Del Rio FC Indiana
GAA Champion: Valerie Henderson Pali
U19 Player of the Year: Fortuna Velaj Connecticut
Goalkeeper of the Year: Mallori Lofton-Malachi Tampa Bay
Defender of the Year: Sue Weber Long Island
Coach of the Year: Tony Anglin Atlanta
Executive of the Year: Anton Maksimov FC Indiana
Organization of the Year: Pali

2007 W-League Honors

MVP: Lara Dickenmann Jersey
Scoring Champion: Lara Dickenmann Jersey
Goal Scoring Champion: Lara Dickenmann Jersey
Assist Leader: Lara Dickenmann Jersey
GAA Champion: Melanie Wilson Atlanta
U19 Player of the Year: Adrienne Ruhe Lischke Toronto
Goalkeeper of the Year: Melanie Wilson Atlanta
Defender of the Year: Jaclyn Raveia Richmond
Coach of the Year: Elio Bello San Diego
Executive of the Year: Marcie Laumann Hampton Roads
Organization of the Year: Atlanta

2006 W-League Honors

MVP: Kristi Swaving Michigan
Scoring Champion: Kelly Shimmin Western Mass

Goal Scoring Champion:

Kelly Shimmin Western Mass
 Kerl Sarver Cleveland
 Justine Bernier Toronto
 Katie Schoepfer Western Mass
 Leslie Gaston Atlanta
 John Natale Western Mass
 Ethan Allen Charlotte
 Western Mass Western Mass

2005 W-League Honors

MVP: Melissa Dobbyn Detroit
Scoring Champion: Rhian Wilkinson Ottawa
Goal Scoring Champion: Kim Warner Toronto
Assist Leader: Kacey White New Jersey
 Rhian Wilkinson Ottawa
 Karina LeBlanc New Jersey
 Melissa Dobbyn Detroit
 Cat Reddick New Jersey
 Lee Horton Charlotte
 Lisa Ross-Molina Mile High
 New Jersey New Jersey

2004 W-League Honors

MVP: Kelly Parker Ottawa
Scoring Champion: Marinette Pichon New Jersey W
Goal Scoring Champion: Marinette Pichon New Jersey W
Assist Leader: Michelle French Seattle
Goalkeeper of the Year: Leisha Alcia Ottawa
Rookie of the Year: Caitlin Munoz Boston
U19 Player of the Year: Nicole Krzyk New Jersey LS
Defender of the Year: Sasha Andrews Vancouver
Coach of the Year: Rene Tadal Rochester
Executive of the Year: Laura Fedrigo Detroit
Organization of the Year: Vancouver

2003 W-League Honors

MVP: Phebe Trotman Vancouver
Scoring Champion: Jeanette Akerlund Ottawa
 Kelly Parker Ottawa
 Jeanette Akerlund Ottawa
 Carrie Kveton Boston
 Rhian Wilkinson Ottawa
 Meredith Flaherty Hampton Roads
 Stacey Stocco Boston
 Fanta Cooper Chicago
 Mike Nesci Chicago
 John Pugh Ottawa
 Hampton Roads Hampton Roads

2002 W-League Honors

MVP: Maribel Dominguez Kansas City
Scoring Champion: Maribel Dominguez Kansas City
Goal Scoring Champion: Jessica Reifer New York
Assist Leader: Maribel Dominguez Kansas City
Goalkeeper of the Year: Kathy Hoverman Hampton Roads
Rookie of the Year: Elizabeth Baidu No. Virginia
Defender of the Year: Deanna Hayes Charlotte
Coach of the Year: Emma Kriedel Long Island
Executive of the Year: Rick Kelsey Arizona
Organization of the Year: Charlotte

2001 W-1 Honors

MVP: Tina Blaskovic Toronto
Scoring Champion: Tina Blaskovic Toronto
Goal Scoring Champion: Tina Blaskovic Toronto
Assist Leader: Robyn Brady Toronto
GAA Champion: Michelle Gademans Vancouver
Goalkeeper of the Year: Angela Harrison Boston
Rookie of the Year: Kelly Golebowski Hampton Roads
Defender of the Year: Joshua Krueger Boston
Coach of the Year: Peter Bradley Hampton
Executive of the Year: Marcie Laumann Hampton Roads
Organization of the Year: Boston

2001 W-2 Honors

MVP: Missy Gregg Memphis
Scoring Champion: Missy Gregg Memphis
Goal Scoring Champion: Missy Gregg Memphis
Assist Leader: Margaret Saurin Memphis
GAA Champion: Stephanie Weisenfeld Chicago
Goalkeeper of the Year: Riki-Ann Serrins Northern Virginia
Rookie of the Year: Katie Barnes Cincinnati



W-LEAGUE HISTORY

Defender of the Year:	Jen Davin	Cincinnati	Assist Leader:	Noelle Meeke	New York
Coach of the Year:	Lee Horton	Charlotte	Goalkeeper of the Year:	Julie Podhrasky	North Texas
Executive of the Year:	Dennis Strickland	Kansas City	Coach of the Year:	Charlie Naimo	C Jersey
Organization of the Year:		Memphis	Executive of the Year:	David Bertram	Jacksonville
2000 W-1 Honors			Organization of the Year:		Springfield
MVP:	Kerry Connors	Boston	1998 W-1 Honors		
Scoring Champion:	Charmaine Hooper	Chicago	MVP:	Charmaine Hooper	Chicago
Goal Scoring Champion:	Margaret Tietjen	Long Island	Scoring Champion:	Charmaine Hooper	Chicago
	Charmaine Hooper	Chicago	Goal Scoring Champion:	Charmaine Hooper	Chicago
Assist Leader:	Angela Hucles	Hampton Roads	Assist Leader:	Kim Yankowski	Raleigh
	Nicole Roberts	Raleigh	Goalkeeper of the Year:	Kim Wyant	Long Island
	Kim Yankowski	Raleigh	Defender of the Year:	Nel Fettig	Raleigh
Goalkeeper of the Year:	Daniele Dion	Chicago	Coach of the Year:	Bill Paladino	Raleigh
Rookie of the Year:	Lisa Boggs	Raleigh	Organization of the Year:		Charlotte
Defender of the Year:	Nel Fettig	Raleigh	1998 W-2 Honors		
Coach of the Year:	Phil Schools	Long Island	MVP:	Jessica Reifer	New York
Executive of the Year:	Kim Gamble	Ottawa	Scoring Champion:	Nicki Kelly	New Jersey
Organization of the Year:		Long Island	Goal Scoring Champion:	Kristen Kurzynowski	New Jersey
Archie Moylan Courage Award			Assist Leader:	Nicki Kelly	New Jersey
Marcie Lauman - Hampton Roads Piranhas			Goalkeeper of the Year:	Amy Pseja	New Jersey
2000 W-2 Honors			Defender of the Year:	Ingrid Wagner	Cleveland
MVP:	Noelle Meeke	New York	Coach of the Year:	Kim Shaw	Cleveland
Scorer Champion:	Noelle Meeke	New York	Organization of the Year:		Fort Collins
Goal Scoring Champion:	Noelle Meeke	New York	1997 W-League Honors		
	Rachel LeDuc	Springfield	MVP:	Debbie Keller	Rockford
Assist Leader:	Emma Mead	New Hampshire	Scoring Champion:	Jenny Crawford	Atlanta
	Kara Bryan	Indiana	Goal Scoring Champion:	Jenny Crawford	Atlanta
	Amanda Matthews	Springfield	Assist Leader:	Pauline MacDonald	Atlanta
Goalkeeper of the Year:	Daniele Dion	Chicago	Goalkeeper of the Year:	Kim Wyant	Long Island
Rookie of the Year:	Nkiru Okosieme	Charlotte	Defender of the Year:	Dawn Crow	Charlotte
Defender of the Year:	Sue Woodson	Springfield	Coach of the Year:	Michael Sabatella	Atlanta
Coach of the Year:	Hank Leung	Northern Virginia	Organization of the Year:		Boston
Executive of the Year:	Tim & Marie Schweitzer	Northern Virginia	1996 W-League Honors		
Organization of the Year:		Charlotte	MVP:	Kristen Kurzyneowski	Philadelphia
1999 W-1 Honors			Scoring Champion:	Marci Miller	Chicago
MVP:	Danielle Dion	Chicago	Goal Scoring Champion:	Marci Miller	Chicago
Scoring Champion:	Kerry Gragg	Atlanta	Assist Leader:	Mikka Hansen	Denver
Goal Scoring Champion:	Kerry Gragg	Atlanta	Goalkeeper of the Year:	Kim Wyant	Long Island
Assist Leader:	Kim Yankowski	Raleigh	Coach of the Year:	Carolyn Rice	Maryland
Goalkeeper of the Year:	Danielle Dion	Chicago	1995 W-League Honors		
Coach of the Year:	Greg Muhr	Chicago	MVP:	Laurie Hill	Southern
Executive of the Year:	Maryanne Fitts	NJ Lady	Scoring Champion:	Charmaine Hooper	Rockford
Organization of the Year:		Long Island	Goalkeeper of the Year:	Kim Wyant	Long Island
1999 W-2 Honors			Coach of the Year:	Peter Collins Jr.	Long Island
MVP:	Joy Aschenbrener	Indiana			
Scoring Champion:	Jessica Reifer	New York			
Goal Scoring Champion:	Jessica Reifer	New York			





W-LEAGUE HISTORY

2012 W-League All-League Team

G Anna Maria Picarelli Pali
 D Sasha Andrews Pali
 D Valia Barsley Long Island
 D Stephanie Cox Seattle
 D Cindy Walsh Laval
 M Yael Averbuch New Jersey
 M Sarah Huffman Seattle
 M Veronica Perez Long Island
 F Grace Hawkins Quebec
 F Imen Trodi Quebec
 F Lynn Williams Pali

2012 W-League All-Eastern Conf. Team

G Robyn Jones Charlotte
 D Marisa Abegg D.C.
 D Valia Barsley Long Island
 D Sabbath McKiernan-Allen Charlotte
 D Tabitha Padgett Central S.C.
 M Yael Averbuch New Jersey
 M Ashley Clarke North Jersey
 M Hayley Siegel D.C.
 F Kristin Burton Atlanta
 F Grace Hawkins Long Island
 F Mikaela Howell D.C.

2012 W-League All-Central Conf. Team

G Jasmine Phillips Ottawa
 D Alysha Motterhead Toronto
 D Haillie Price Hamilton
 D Cindy Walsh Laval
 D Kathryn Williamson Laval
 M Catherine Charron-Delage Ottawa
 M Katrina-Lee Gorry Ottawa
 M Lisa-Marie Woods Laval
 F Nkemjika Ezurike Nathalia Toronto
 F Kinley McNicoll Quebec
 F Imen Trodi Quebec

2012 W-League All-Western Conf. Team

G Anna Maria Picarelli Pali
 D Sasha Andrews Pali
 D Stephanie Cox Seattle
 D Michelle Pao Colorado
 D Brooke Spence Colorado
 M Brittany Bock Pali
 M Sarah Huffman Pali
 M Veronica Perez Seattle
 F Edite Fernandes Vancouver
 F Jenna Richardson Pali
 F Lynn Williams Pali

2011 W-League All-League Team

G Cynthia Jacobo Santa Clarita
 D Sue Weber Long Island
 D Sasha Andrews Ottawa
 D Amanda Fancher Toronto
 D Christine Exeter Vancouver
 M Tiffany Weimer Atlanta
 M Megan Tomlinson Ottawa
 M Jessica Shuffelt Ottawa
 F Mallory Outerbridge Santa Clarita
 F Edite Fernandes Santa Clarita
 F Lindsey Horan Colorado Rush

2011 W-League All-Eastern Conf. Team

G Ashley Baker Atlanta
 D Sue Weber Long Island
 D Blakely Mattern Charlotte
 D Ashley Swinehart Charlotte
 D Marisa Abegg D.C. United
 M Megan Tomlinson Atlanta
 M Samantha Huecker Charlotte
 M Brittany Petersen Dayton
 F Stephanie Goddard Virginia Beach
 F Danielle Schulmann North Jersey
 F Tiffini Turpin Atlanta

2011 W-League All-Central Conf. Team

G Jasmine Phillips Ottawa
 D Amanda Fancher Toronto
 D Christine Exeter Toronto
 D Courtney Maitland Laval
 D Myriam Bouchard Quebec
 M Jessica Shuffelt Ottawa
 M Erica Henderson Rochester
 M Samantha Valiant Hamilton
 F Mallor Outerbridge Ottawa
 F Veronique Laverdiere Quebec
 F Christabel Odoro Hamilton

2011 W-League All-Western Conf. Team

G Cynthia Jacobo Santa Clarita
 D Christie Shaner Pali
 D Kelsey Hood Vancouver
 D Kensal VanDine Santa Clarita
 D Sasha Andrews Pali

M Tiffany Weimer Vancouver
 M Rebekah Picarek Colorado Force
 M Sophie Reiser Seattle
 F Edite Fernandes Santa Clarita
 F Lindsey Horan Colorado Rush
 F Sydney Leroux Vancouver

2010 W-League All-League Team

G Alyssa Whitehead Charlotte
 D Sue Weber Long Island
 D Christie Shaner Pali
 D Gabriella Toulouse Washington
 D Sarah Wagenfuhr Colorado Rush
 M Kelly Parker Buffalo
 M Megan Tomlinson Atlanta
 M Gabriela Demoner Hudson Valley
 F Rashidah Sherman New York
 F Melissa Tancredi Vancouver
 F Omolyn Davis Washington

2010 W-League All-Eastern Conf. Team

G Alyssa Whitehead Charlotte
 D Sue Weber Long Island
 D Gabriella Toulouse Washington
 D Leigh Victory North Jersey
 D Jasmine Johnson Tampa Bay
 M Megan Tomlinson Atlanta
 M Gabriela Demoner Hudson Valley
 M Alicia Tirelli Hudson Valley
 F Rashidah Sherman New York
 F Katie Ryan NJ Rangers
 F Omolyn Davis Washington

2010 W-League All-Central Conf. Team

G Justine Bernier Toronto
 D Marie-Eve Nault Ottawa
 D Aivi Luik Ottawa
 D Pascale Pinard Laval
 D Kim Brandao Buffalo
 M Kelly Parker Buffalo
 M Kara Kabelle Chicago
 M Brooke Barbuto Rochester
 F Jodie Taylor Ottawa
 F Amber Hearn Ottawa
 F Veronica Boquete Buffalo

2010 W-League All-Western Conf. Team

G Katie Hutlin Seattle
 D Christie Shaner Pali
 D Sarah Wagenfuhr Colorado Rush
 D Martina Franko Vancouver
 D Robyn Gayle Vancouver
 M Justi Baumgardt-Yamada Seattle
 M Sophie Schmidt Vancouver
 M Cathrine Paaske-Sorensen Pali
 F Melissa Tancredi FC Inverness
 F Cherelle Khassal Santa Clarita
 F Jodi-Ann Robinson Vancouver

2009 W-League All-League Team

G Michelle Betos Atlanta
 D Ashleigh Gunning Hudson Valley
 D Ria Percival Ottawa
 D Brittany Taylor Hudson Valley
 M Gemma Davidson Chicago
 M Michelle French Seattle
 M Rosa Tantillo Buffalo
 F Faima Leyva FC Indiana
 F Laura Del Rio FC Indiana
 F Amber Hearn Ottawa
 F Angelika Johansson Hudson Valley

2009 All-Central Conference Team

G Shannon Lynn FC Indiana
 D Jenny Jeffers Chicago
 D Ria Percival Ottawa
 D Clare Rustad Toronto
 M Gemma Davidson Chicago
 M Jennifer Hance Ottawa
 M Faima Leyva FC Indiana
 M Rosa Tantillo Buffalo
 F Laura Del Rio FC Indiana
 F Amber Hearn Ottawa
 F Carolina Smith Minnesota

2009 All-Eastern Conference Team

G Michelle Betos Atlanta
 D Casey Brown Boston
 D Ashleigh Gunning Hudson Valley
 D Philisha Lewis Tampa Bay
 D Brittany Taylor Hudson Valley
 M Lindsay Ozimek Charlotte
 M Christine Rife Atlanta
 M Megan Tomlinson Atlanta
 F Angelika Johansson Hudson Valley
 F Jen Parsons Washington
 F Britany Tegeler Washington

2009 All-Western Conference Team

G Katie Hutlin Seattle
 D Jenea Gibbons Los Angeles
 D Kelli Smith Seattle
 D Leah Tapscott Pali
 M Michelle French Seattle
 M Tobin Heath Pali
 M Nikki Marshall Colorado
 M Carmelina Moscato Vancouver
 M Nikki Washington Pali
 F Iris Mora Pali
 F Jodi Ann Robinson Vancouver

2008 W-League All-League Team

G Mallori Lofton-Malachi Tampa Bay
 D Marie-Eve Nault FC Indiana
 D Cindy Walsh Laval
 D Sue Weber Long Island
 M Chelsea Cline Minnesota
 M Michelle French Seattle
 M Lori Lindsey Washington
 M Jill Oakes Pali
 F Shay Powell Ottawa
 F Sarah Steinmann Atlanta
 F Christie Welsh Washington

2008 All-Central Conference Team

G Erin Kane Chicago
 D Ashley Kennedy Ottawa
 D Marie-Eve Nault FC Indiana
 D Cindy Walsh Laval
 M Jen Buczkowski Chicago
 M Chelsea Cline Minnesota
 M Alicia Donaldson Toronto
 M Julianne Sitoh FC Indiana
 F Britany Bisnett Toronto
 F Laura Del Rio FC Indiana
 F Shay Powell Ottawa

2008 All-Eastern Conference Team

G Mallori Lofton-Malachi Tampa Bay
 D Fanta Cooper Jersey
 D Therese Luckner Boston
 D Sue Weber Long Island
 M Stacey Bishop Tampa Bay
 M Lori Lindsey Washington
 M Tina Murphy Charlotte
 M Lyndsey Patterson Atlanta
 F Sarah Steinmann Atlanta
 F Fortuna Velaj Connecticut
 F Christie Welsh Washington

2008 All-Western Conference Team

G Valerie Henderson Pali
 D Kendall Fletcher Boston
 D Amy LePeibet Pali
 D Afton Sauer Real Colorado
 D Katrin Schmidt Vancouver
 M Michelle French Seattle
 M Katte Hooker Real Colorado
 M Jill Oakes Pali
 F Danesha Adams Pali
 F Katie Erickson Fort Collins
 F Tiffany Milbrett Vancouver

2007 W-League All-League Team

G Melanie Wilson Long Island
 D Francesca DeCristoforo Long Island
 D Lisa Gomez San Diego
 D Jaclyn Raveia Richmond
 M Formiga Jersey
 M Lori Lindsay Washington
 M Tina Murphy Charlotte
 M Kelly Parker Ottawa
 F Lara Dickenmann Jersey
 F Tiffany Milbrett Vancouver
 F Jen Parsons Richmond

2007 All-Central Conference Team

G Melanie Wilson Atlanta
 D Rhonda Jones Cocoa
 D Krystle Kallman Minnesota
 D Jaclyn Raveia Richmond
 M Amanda Cihalli Cleveland
 M Lauren Hill Michigan
 M Tara Minnax Atlanta
 M Tina Murphy Charlotte
 F Christine Latham Atlanta
 F Darcel Mollon Charlotte
 F Jen Parsons Richmond

2007 All-Eastern Conference Team

G Robin Jones New Jersey
 D Francesca DeCristoforo Long Island
 D Nikki Krzyzys Jersey
 D Lexi Marton Toronto



W-LEAGUE HISTORY

M Ashley Banks Northern Virginia
 M Formiga Jersey
 M Lori Lindsay Washington
 M Kelly Parker Ottawa
 F Ali Andrzejewski Washington
 F Lara Dickmann Jersey
 F Adrienne Ruhe Lischke Toronto

2007 All-Western Conference Team

G Sophia Perez San Diego
 D Lisa Gomez San Diego
 D Jill Oakes Vancouver
 D Afton Sauer Real Colorado
 M Katie Antongiovanni Mile High
 M Michelle French Seattle
 M Katilin Miyake San Diego
 M Sophie Schmidt Vancouver
 F Tiffany Milbrett Vancouver
 F Lindsey Patterson Seattle
 F Julie Williford Fort Collins

2006 W-League All-League Team

G Justine Bernier Toronto Lady
 D Leslie Gaston Atlanta
 D Holly Gault Minnesota
 D Beth McNamara New Jersey
 M Michelle French Seattle Sounders
 M Cornelia New Jersey
 M Diana Matheson Ottawa Fury
 M Ashley Swinehart Charlotte Lady
 F Kelly Shimmin Western Mass
 F Christine Sinclair Vancouver
 F Kristi Swaving Michigan

2006 All-Central Conference Team

G Erin Switalski Cocoa
 D Leslie Gaston Atlanta
 D Holly Gault Minnesota
 D Claire Sykes Cocoa
 M Jen Buczkowski Chicago
 M Tina Murphy Charlotte
 M Ashley Swinehart Charlotte
 M Sandra Anger Richmond
 F Jennifer Parsons Richmond
 F Kristi Swaving Michigan
 F Darcel Mollon Charlotte

2006 All-Eastern Conference Team

G Justine Bernier Toronto
 D Beth McNamara New Jersey
 D Robyn Gayle Ottawa
 D Margaret Tietjen Western Mass
 M Lara Dickmann New Jersey
 M Diana Matheson Ottawa
 M Angela Hucles Boston
 M Kelly Shimmin Western Mass

F Formiga New Jersey
 F Katie Schoepfer Western Mass
 F Lisa Stola Boston

2006 All-Western Conference Team

G Erin McLeod Vancouver
 D Katie Miyake San Diego
 D Raydan Phillips Mile High
 D Katherine Reynolds Seattle
 M Andrea Neil Vancouver
 M Michelle French Seattle
 M Malia Arrant Seattle
 M Katie Antongiovanni Mile High
 F Christine Sinclair Vancouver
 F Tiffany Milbrett Vancouver
 F Ymarra Guante Mile High

2005 W-League All-League Team

G Karina LeBlanc New Jersey
 D Angela Donato London
 D Keeley Dowling Charlotte
 D Cat Reddick New Jersey
 M Katie Antongiovanni Mile High
 M Kelly Parker Ottawa
 M Melissa Tancredi Atlanta
 M Kacey White New Jersey
 F Melissa Dobbey Detroit
 F Kim Warner Toronto
 F Kelly Wilson Charlotte

2005 All-Central Conference Team

G Kathryn Cumming Detroit
 D Angela Donato London
 D Keeley Dowling Charlotte
 D Heather Mitts Central Florida
 M Cassie Barbaresi Bradenton
 M Marci Miller Atlanta
 M Melissa Tancredi Atlanta
 M Claire Ward Fort Wayne
 F Melissa Dobbey Detroit
 F Danielle Fotopoulos Central Florida
 F Kelly Wilson Charlotte

2004 W-League All-League Team

G Leisha Alcía Ottawa
 D Sasha Andrews Vancouver
 D Thori Bryan Carolina
 D Fanta Cooper Chicago
 D Anne Makinen New Jersey W
 M Lindsay Browne Asheville
 M Michelle French Seattle
 M Kelly Smith New Jersey W
 F Kelly Parker Ottawa
 F Marinette Pichon New Jersey W
 F Ashley Swinehart Charlotte

2004 All-Central Conference Team

G Cindy Bennett Hampton Roads
 D Thori Bryan Carolina
 D Fanta Cooper Chicago
 D Jaclyn Raveia Hampton Roads
 M Lindsay Browne Asheville Splash
 M Kendall Fletcher Carolina
 M Lindsay Vanderspiegel Hampton Roads
 M Jennifer Walz Fort Wayne
 F Tina Murphy Charlotte
 F Ashley Swinehart Charlotte
 F Amy Warner Fort Wayne

2004 All-Eastern Conference Team

G Leisha Alcía Ottawa
 D Nicole Krzysik New Jersey LS
 D Anne Makinen New Jersey W
 D Jen Tietjen-Prozzo Western Mass
 M Kat Lindner Western Mass
 M Kelly Smith New Jersey W
 M Stacey Stocco Boston
 M Amy Walsh Montreal
 F Caitlin Munoz Boston
 F Kelly Parker Ottawa
 F Marinette Pichon New Jersey W

2004 All-Western Conference Team

G Erin McLeod Vancouver
 D Sasha Andrews Vancouver
 D Amy Apps Vancouver
 D Kaitlyn Miyake Seattle
 M Katie Antongiovanni Mile High
 M Michelle French Seattle
 M Monique Gjini Edmonton
 M Andrea Neil Vancouver
 F Amber Allen Vancouver
 F Martina Franko Vancouver
 F Brenda Mueller Seattle

2012 Scoring Leaders

Rank	Name	Team	Games	Points
1.	Grace Hawkins	Long Island	12	38
2.	Veronica Perez	Seattle	12	26
3.	Mikaela Howell	D.C. United	12	25
4.	Lynn Williams	Pali	11	23
5.	Yael Averbuch	NJ Wildcats	9	22
6.	Edite Fernandes	Santa Clarita	14	21
7.	Kristin Burton	Atlanta	10	19
8.	Ashley Clark	North Jersey	11	18
9.	Maya Hayes	NJ Wildcats	3	15
	Nickolette Driesse	North Jersey	7	15
	Laurie Guess	Atlanta	11	15
12.	Lianne Sanderson	D.C. United	7	14
	Kristen Edmonds	NJ Wildcats	10	14
	Michelly Wycinsky	Fredericksburg	11	14
	Kaila Sciascia	Long Island	12	14
16.	Leah Fortune	Charlotte	8	13
	Ashley Herndon	D.C. United	8	13
	Imen Trodi	Quebec City	8	13
	Brooke DeRosa	Long Island	10	13
	Andrea Lopez	NJ Wildcats	10	13

2012 Goal Scoring Leaders

Rank	Name	Team	Games	Goals
1.	Grace Hawkins	Long Island	12	17
2.	Veronica Perez	Seattle	14	12
3.	Lynn Williams	Pali	11	10
4.	Kristin Burton	Atlanta	10	9
	Mikaela Howell	D.C. United	12	9
	Edite Fernandes	Santa Clarita	14	9
7.	Yael Averbuch	NJ Wildcats	9	8
	Ashley Clarke	North Jersey	11	7
9.	Maya Hayes	NJ Wildcats	3	6
	Nickolette Driesse	North Jersey	7	6

2012 Assist Leader

Rank	Name	Team	Games	Assists
1.	Kristen Edmonds	NJ Wildcats	10	8
2.	Mikaela Howard	D.C. United	12	7
3.	Yael Averbuch	NJ Wildcats	9	6
	Michelle Wycinsky	Fredericksburg	11	6
	Sarah Huffman	Pali	13	6
6.	Andrea Lopez	NJ Wildcats	10	5
	Laurie Guess	Atlanta	11	5
	Angelika Uremovich	Hamilton	11	5
9.	Elizabeth Bogus	Pali	9	4
	Jenna Richardson	Vancouver	9	4

2012 Goalkeeping Leaders

Rank	Name	Team	Games	GAA
1.	Anna Maria Picarelli	Pali	14	0.216
2.	Jasmine Phillips	Ottawa	10	0.439
3.	Lucy Gillett	Long Island	7	0.605
4.	Ashley Baker	Atlanta	9	0.686
5.	Katie Hultin	Seattle	10	0.688
6.	Robyn Jones	Charlotte	12	0.775
7.	Marbel Eguwuenu	Virginia Beach	11	0.786
8.	Gurveen Clair	Vancouver	11	1.000
	Valerie Labea	Laval	8	1.000
10.	Katherine Courter	North Jersey	11	1.039

*minimum 550 minutes played



W-LEAGUE HISTORY

2012 W-LEAGUE STANDINGS

CENTRAL CONFERENCE

Central Division	GP	W	L	T	GF	GA	Pts
Ottawa Fury	12	10	2	0	32	8	30
Quebec City Amiral	12	8	2	2	23	15	26
Laval Comets	12	6	3	3	17	10	21
Toronto Lady Lynx	12	6	5	1	16	13	19
K-W United FC	12	5	5	2	14	15	17
Rochester Ravens	12	2	10	0	9	22	6
London Gryphons	12	0	10	2	10	38	2

EASTERN CONFERENCE

Atlantic Division	GP	W	L	T	GF	GA	Pts
Washington Spirit Reserves	12	11	0	1	37	8	34
Virginia Beach Piranhas	12	6	3	3	18	11	21
Fredericksburg Impact	12	6	4	2	27	20	20
Northern Virginia Majestics	12	2	9	1	7	28	7
Dayton Dutch Lions	12	0	9	3	10	32	3

Northeast Division

GP	W	L	T	GF	GA	Pts	
Long Island Rough Riders	12	9	3	0	37	8	27
North Jersey Valkyries	12	7	3	2	33	12	23
New Jersey Wildcats	12	6	2	4	38	15	22
New York Magic - F.A. Euro	12	3	7	2	18	24	11
New Jersey Rangers	12	1	11	0	9	76	3

Southeast Division

GP	W	L	T	GF	GA	Pts	
Charlotte Lady Eagles	12	9	1	2	29	10	29
Atlanta Silverbacks	12	8	1	3	36	8	27
Charlotte Elite Cobras	12	3	5	4	22	24	13
VSI Tampa Bay FC	12	3	7	2	15	31	11
FC Jax Destroyers	12	1	10	1	9	38	4

WESTERN CONFERENCE

Western Division	GP	W	L	T	GF	GA	Pts
Pali Blues	14	13	0	1	36	3	40
Seattle Sounders Women	14	10	3	1	31	8	31
Colorado Rush	14	5	4	5	18	19	20
Colorado Rapids Women	14	5	5	4	20	23	19
Santa Clarita Blue Heat	14	4	6	4	25	22	16
Vancouver Whitecaps FC	14	3	5	6	15	16	15
LA Strikers	14	3	9	2	19	35	11
Victoria Highlanders FC	14	1	12	1	7	45	4

2011 W-LEAGUE STANDINGS

CENTRAL CONFERENCE

Great Lakes Division	GP	W	L	T	GF	GA	Pts
Ottawa Fury	12	12	0	0	43	5	36
Laval Comets	12	6	4	2	21	20	20
Quebec City Amiral	12	6	5	1	23	19	19
Toronto Lady Lynx	12	6	5	1	23	19	17
Hamilton FC Rage	12	3	7	2	16	22	11
Rochester Ravens	12	2	6	4	12	23	10
London Gryphons	12	1	8	3	10	30	6

EASTERN CONFERENCE

Atlantic Division	GP	W	L	T	GF	GA	Pts
*Atlanta Silverbacks (-1)	10	9	1	0	25	5	26
Charlotte Lady Eagles	10	6	2	2	17	6	20
Dayton Dutch Lions	10	5	3	2	23	16	17
Virginia Beach Piranhas	10	5	5	0	23	21	15
Fredericksburg Impact	10	2	7	1	10	29	7
Northern Virginia Majestics	10	0	9	1	4	25	1

Northeast Division

GP	W	L	T	GF	GA	Pts	
Long Island Rough Riders	10	7	1	2	30	7	23
*New Jersey Wildcats (-1)	10	6	1	3	15	8	20
DC United Women	10	5	3	2	15	9	17
North Jersey Valkyries	10	3	4	3	15	14	12
New York Magic	10	3	6	1	14	22	10
*New Jersey Rangers (-1)	10	0	9	1	4	33	0

WESTERN CONFERENCE

GP	W	L	T	GF	GA	Pts	
Santa Clarita Blue Heat	14	8	1	5	30	12	29
Vancouver Whitecaps FC	14	8	2	4	27	14	28
Pali Blues	14	7	1	6	20	10	27
Colorado Rush	14	6	5	3	19	18	21
Seattle Sounders Women	14	5	5	4	19	19	19
LA Strikers	14	4	9	1	17	31	13
Colorado Force	14	3	9	2	16	25	11
Victoria Highlanders	14	1	10	3	13	32	6

*Deducted points

2012 W-LEAGUE PLAYOFFS

EASTERN CONFERENCE

Semifinals
 Charlotte 4, Long Island Beach 0
 Washington 3, Virginia Beach 0

Final

Washington 3, Charlotte 0

CENTRAL CONFERENCE

Semifinals
 Quebec City 6, K-W United 1
 Laval 3, Toronto 1

Final

Quebec City 1, Laval 1
 (Quebec City won 5-4 in a penalty shootout)

WESTERN CONFERENCE

Final

Pali 1, Seattle 0

National Semifinals

Pali 2, Quebec City 0
 Ottawa 1, Washington 0

National Final

Ottawa 1, Pali 1
 (Ottawa won 4-3 in a penalty shootout)

2011 W-LEAGUE PLAYOFFS

CENTRAL CONFERENCE

Semifinals
 Ottawa Fury 4, Toronto Lady Lynx 0
 Quebec City Amiral 3, Laval Comets 1

Final

Ottawa Fury 6, Quebec City Amiral

EASTERN CONFERENCE

Semifinals
 Atlanta Silverbacks 2, Long Island Rough Riders 1
 Atlanta Silverbacks 3, New Jersey Wildcats 2

Final

Atlanta Silverbacks 1, Charlotte Lady Eagles 0

WESTERN CONFERENCE

Final

Vancouver Whitecaps FC 4, Santa Clarita Blue Heat 3

W-LEAGUE SEMIFINALS

Atlanta Silverbacks 3, Vancouver Whitecaps 1
 Ottawa Fury 3, Seattle Sounders Women 2

W-LEAGUE CHAMPIONSHIP

Atlanta Silverbacks 6, Ottawa Fury 1



W-LEAGUE HISTORY

2010 W-LEAGUE STANDINGS

Central Conference							
Great Lakes Division							
	Pts	GP	W	L	T	GF	GA
Ottawa Fury	27	12	8	1	3	25	5
Toronto Lady Lynx	24	12	7	2	3	15	6
Laval Comets	21	12	6	3	3	17	10
Quebec City Amiral	20	12	6	4	2	16	12
Rochester Ravens	7	12	2	9	1	8	24
Hamilton FC Rage	3	12	1	11	0	5	29
Midwest Division							
	Pts	GP	W	L	T	GF	GA
Buffalo Flash	32	12	10	0	2	48	5
Chicago Red Eleven	26	12	8	2	2	32	8
Kalamazoo Outrage	13	12	4	7	1	18	26
Cleveland Internationals	10	12	3	8	1	16	39
London Gryphons	5	12	1	9	2	7	43
Eastern Conference							
Atlantic Division							
	Pts	GP	W	L	T	GF	GA
Atlanta Silverbacks	22	10	7	2	1	22	7
Charlotte Lady Eagles	17	10	5	3	2	15	4
Tampa Bay Hellenic	16	10	5	4	1	12	13
Hampton Rds. Piranhas	8	10	2	6	2	7	21
No. Virginia Majestics	6	10	2	8	0	6	25
Northeast Division							
	Pts	GP	W	L	T	GF	GA
Hudson Valley Quickstrike	33	12	11	1	0	26	9
Washington FC	31	12	10	1	1	29	7
New Jersey Wildcats	22	12	7	4	1	22	16
LI Rough Riders	21	12	7	5	0	23	14
NJ Rangers	12	12	4	8	0	16	30
New York Magic	9	12	3	9	0	23	30
North Jersey Valkyries	0	12	0	12	0	5	30
Western Conference							
	Pts	GP	W	L	T	GF	GA
Vancouver Whitecaps	22	10	6	0	4	20	9
Pali Blues	12	10	3	4	3	16	14
Seattle Sounders	10	10	2	2	6	12	12
Colorado Rush	12	10	2	2	6	10	12
Santa Clarita Blue Heat	8	10	2	6	2	6	16
*Colorado Force (-4)	7	10	2	3	5	11	12

*Deducted points

2010 W-LEAGUE PLAYOFFS

Central Conference	
Conference Playoffs	
Divisional Rd - July 21	
Laval 0 :: 2 Toronto	
Semifinals - July 24	
Toronto 0 :: 3 Buffalo	
Chicago 0 :: 2 Ottawa	
Final - July 25	
Ottawa 0 :: 1 Buffalo	
Eastern Conference	
Semifinals - July 23 (Atlanta)	
New Jersey 1 :: 5 Atlanta	
Charlotte 3 :: 2 Washington	
Final - July 24	
Charlotte 0 :: 1 Atlanta	
Western Conference	
Final - July 24	
Pali 1 :: 2 Vancouver	
W-League Semifinals	
July 29 - Santa Clarita	
Atlanta 1 :: 3 Buffalo	
Vancouver 3 :: Hudson Valley 1	
Third Place	
July 31	
Atlanta	
W-League Championship	
July 31	
Vancouver 1 :: 3 Buffalo	

2009 W-LEAGUE STANDINGS

Central Conference							
Great Lakes Division							
	Pts	GP	W	L	T	GF	GA
Ottawa Fury	35	14	11	1	2	40	9
Buffalo Flash	30	14	9	2	3	40	10
Quebec City Amiral	28	14	9	4	1	29	17
Laval Comets	22	14	7	6	1	22	16
Toronto Lady Lynx	22	14	6	4	4	25	17
London Gryphons	11	14	3	9	2	23	33
Hamilton Avalanche	11	14	3	9	2	14	35
Rochester Ravens	1	14	0	13	1	5	61
Midwest Division							
	Pts	GP	W	L	T	GF	GA
FC Indiana Lionesses	32	12	10	0	2	63	2
Chicago Red Eleven	31	12	10	1	1	37	6
Minnesota Lightning	23	12	7	3	2	37	11
Cleveland Internationals	14	12	4	6	2	15	28
Fort Wayne Fever	11	12	3	7	2	19	40
Kalamazoo Outrage	8	12	2	8	2	11	39
West Michigan Firewomen	1	12	0	11	1	5	61
Eastern Conference							
Atlantic Division							
	Pts	GP	W	L	T	GF	GA
Atlanta Silverbacks	31	12	10	1	1	24	3
Tampa Bay Hellenic	27	12	8	1	3	24	7
Charlotte Lady Eagles	21	12	6	3	3	19	13
Hampton Roads Piranhas	18	12	6	6	0	24	18
Cary Lady Claws	16	12	5	6	1	24	23
Northern Virginia Majestics	4	12	1	10	1	3	21
Richmond Kickers Destiny	4	12	1	10	1	8	41
Northeast Division							
	Pts	GP	W	L	T	GF	GA
Hudson Valley Quickstrike Lady Blues	38	14	12	0	2	40	9
Washington Freedom	37	14	12	1	1	49	9
Boston Renegades	25	14	7	3	4	35	16
New Jersey Wildcats	22	14	7	6	1	17	21
Long Island Rough Riders	19	14	6	7	1	28	26
Connecticut Passion (-3)	8	14	3	9	2	18	33
New York Magic	6	14	1	10	3	8	45
Western Mass Lady Pioneers (-3)	0	14	1	13	0	8	44
Western Conference							
	Pts	GP	W	L	T	GF	GA
Pali Blues	30	12	9	0	3	26	9
Colorado Force	18	12	4	2	6	16	13
Seattle Sounders	15	12	3	3	6	12	15
Real Colorado Cougars	15	12	4	5	3	16	15
Vancouver Whitecaps	14	12	3	4	5	15	19
Ventura County Fusion	10	12	2	6	4	13	22

* Deducted points for use of ineligible/illegal player(s)

2009 W-LEAGUE PLAYOFFS

Central Conference	
July 22	
Divisional Round	
Buffalo 5 :: 0 Quebec City	
Conference Semifinals (Lafayette, Ind.)	
July 24	
Indiana 3 :: 0 Buffalo	
Ottawa 4 :: 2 Chicago	
Conference Final	
July 26	
Ottawa 2 :: 1 Indiana	
Eastern Conference	
Conference Semifinals (Atlanta, Ga.)	
July 24	
Washington 2 :: 1 Tampa Bay	
Charlotte 2 :: 1 Atlanta	
Conference Final	
July 25	
Washington 2 :: Charlotte 1	
Western Conference	
Conference Final (Los Angeles)	
July 25	
Pali 5 :: 2 Colorado Force	
W-League Championships Semifinals	
July 31 (Newburgh, N.Y.)	
Pali 4 :: 0 Hudson Valley	
August 1 (Germantown, Md.)	
Washington 0 (3) :: SO :: 0 (1) Ottawa	
Final	
August 7 (Germantown, Md.)	
Pali 2 :: 1 Washington	



W-LEAGUE HISTORY

2008 W-LEAGUE STANDINGS

Central Conference

Midwest Division	Pts	GP	W	L	T	GF	GA
FC Indiana Lynesses	40	14	13	0	1	67	3
Chicago Gaels	33	14	11	3	0	39	9
Minnesota Lightning	29	14	9	3	2	32	19
Cleveland Internationals	26	14	8	4	2	31	23
Michigan Hawks	13	14	4	9	1	12	33
Kalamazoo Outrage	8	14	2	10	2	6	36
Fort Wayne Fever	7	13	2	10	1	16	39
West Michigan Firewomen	4	13	1	11	1	11	52

Northern Division

Pts	GP	W	L	T	GF	GA	
Ottawa Fury	39	14	13	1	0	51	7
Toronto Lady Lynx	34	14	11	2	1	40	14
Laval Comets	28	14	9	4	1	39	17
Rochester Rhinos	20	14	6	6	2	18	33
Hamilton Avalanche	18	14	5	6	3	19	21
Western Mass Lady Pioneers	11	14	3	9	2	18	34
London Gryphons	11	14	3	9	2	15	35
Vermont Lady Voltage	1	14	0	13	1	5	44

Eastern Conference

Atlantic Division	Pts	GP	W	L	T	GF	GA
Atlanta Silverbacks	40	14	13	0	1	50	6
Charlotte Lady Eagles	34	14	11	2	1	44	13
Tampa Bay Hellenic	26	14	8	4	2	27	16
Hampton Roads Piranhas	22	14	7	6	1	28	19
Carolina RailHawks	22	14	7	6	1	22	19
Richmond Kickers Destiny	18	14	6	8	0	18	28
Carolina Dynamo	14	14	4	8	2	23	30
Bradenton Athletics	6	14	2	12	0	11	52
West Virginia Illusion	3	14	1	13	0	6	46

Northeast Division

Pts	GP	W	L	T	GF	GA	
Washington Freedom	35	14	11	1	2	32	7
Long Island Rough Riders	29	14	9	3	2	28	13
Boston Renegades	29	14	9	3	2	32	12
Jersey Sky Blue	26	14	8	4	2	14	10
Connecticut Passion	23	14	7	5	2	24	23
Northern Virginia Majestics	14	14	3	8	5	17	23
New York Magic	13	14	3	7	4	14	23
New Jersey Wildcats	8	14	2	10	2	17	35
Fredericksburg Lady Gunners	1	14	0	13	1	5	37

Western Conference

Pts	GP	W	L	T	GF	GA	
Pali Blues	36	12	12	0	0	39	4
Vancouver Whitecaps	24	12	7	2	3	21	18
Seattle Sounders	19	12	5	3	4	19	11
Real Colorado Cougars	18	12	5	4	3	15	19
Fort Collins Force	12	12	3	6	3	15	19
Los Angeles Legends	5	12	1	9	2	11	26
Ventura County Fusion	4	12	1	10	1	9	32

2008 W-LEAGUE PLAYOFFS

Central Conference

Conference Playoffs
 Divisional Rd - July 23
 Laval 2 :: 0 Toronto
 Semifinals - July 25 (Indiana)
 Laval 1 :: 5 FC Indiana
 Chicago 2 :: 3 Ottawa
 Final - July 27
 Ottawa 3 :: OT :: 4 FC Indiana

Eastern Conference

Divisional Rd - July 23
 Boston 0 :: 1 Long Island
 Semifinals - July 25 (Atlanta)
 Long Island 0 :: 1 Atlanta
 Charlotte 5 :: OT :: 5 Washington
 Final - July 26
 Washington 2 :: OT :: 1 Atlanta

Western Conference

Final - July 26
 Seattle 1 :: 0 Vancouver

W-League Semifinals

July 31 - Virginia Beach
 Seattle 0 :: 1 FC Indiana
 Washington 0 :: 2 Pali

Third Place

August 2
 Seattle 0 :: 2 Washington

W-League Championship

August 2
 FC Indiana 1 :: 2 Pali





W-LEAGUE HISTORY

2007 W-LEAGUE STANDINGS

Central Conference							
Atlantic Division							
Pts	GP	W	L	T	GF	GA	
Atlanta Silverbacks	28	12	9	2	1	25	10
Richmond Kickers Destiny	28	12	9	2	1	25	10
Charlotte Lady Eagles	26	12	8	2	2	31	10
Cocoa Expos	18	11	5	3	3	20	8
Hampton Roads Piranhas	7	11	2	8	1	9	22
Bradenton Athletics	4	11	1	9	1	9	32
Fredericksburg Lady Gunners	4	11	1	9	1	6	33
Midwest Division							
Pts	GP	W	L	T	GF	GA	
Minnesota Lightning	31	12	10	1	1	27	8
Michigan Hawks	25	12	8	3	1	27	13
Cleveland Internationals	24	12	8	4	0	30	16
Chicago Gaels	22	12	7	4	1	39	17
London Gryphons	12	12	4	8	0	19	41
Fort Wayne Fever	5	12	1	9	2	8	27
West Michigan Firewomen	4	12	1	10	1	7	35
Eastern Conference							
Northeast Division							
Pts	GP	W	L	T	GF	GA	
Washington Freedom	37	14	12	1	1	48	10
Jersey Sky Blue	36	14	12	2	0	48	6
Northern Virginia Majestics	22	14	7	6	1	28	26
Boston Renegades	21	14	7	7	0	19	31
New Jersey Wildcats	19	14	5	5	4	16	13
Long Island Rough Riders	17	14	5	7	2	20	24
New York Magic	6	14	1	10	3	8	32
Western Mass Lady Pioneers	4	14	1	12	1	9	54
Northern Division							
Pts	GP	W	L	T	GF	GA	
Ottawa Fury	34	12	11	0	1	47	9
Toronto Lady Lynx	23	12	7	3	2	29	16
Laval Comets	22	12	7	4	1	35	10
Rochester Raging Rhinos	15	12	5	7	0	21	28
Hamilton Avalanche	6	12	2	10	0	11	42
Vermont Lady Voltage	6	12	2	10	0	9	47
Western Conference							
Pts	GP	W	L	T	GF	GA	
San Diego Sunwaves	25	12	8	3	1	28	12
Seattle Sounders	22	12	7	4	1	21	14
Vancouver Whitecaps	21	12	6	3	3	24	17
Fort Collins Force	13	12	4	7	1	18	31
Mile High Edge	11	12	3	7	2	16	26
Real Colorado Cougars	11	12	3	7	2	11	18

2007 W-LEAGUE PLAYOFFS

Central Conference
 Conference Playoffs
 Semifinals - July 27 (Minnesota)
 Michigan 0 :: 4 Atlanta
 Richmond 2 :: OT :: 4 Minnesota
 Final - July 28
 Atlanta 5 :: 2 Minnesota

Eastern Conference
 Divisional Playoffs
 Northern Division - July 25
 Laval 1 :: 3 Toronto
 Northeast Division - July 25
 Northern Virginia 1 :: 3 Jersey
 Conference Playoffs
 Semifinals - July 28 (Ottawa)
 Toronto 1 :: 6 Washington
 Jersey 0 :: 4 Ottawa
 Final - July 29
 Washington 1 :: 0 Ottawa

Western Conference
 Final - July 30 (San Diego)
 Seattle 2 :: 1 San Diego

W-League Semifinals
 August 3 - Rochester, NY
 Seattle 1 :: 4 Atlanta
 Rochester 0 :: 3 Washington

Third Place
 August 5
 Rochester 1 :: 2 Seattle

W-League Championship
 August 5 - Rochester, NY
 Atlanta 1 :: 3 Washington

2006 W-LEAGUE STANDINGS

Central Conference							
Atlantic Division							
Pts	GP	W	L	T	GF	GA	
Charlotte Lady Eagles	30	14	10	4	0	32	14
Richmond Kickers Destiny	28	14	9	4	1	31	13
Cocoa Expos	28	14	9	4	1	17	16
Central Florida Krush	23	14	7	5	2	25	21
Atlanta Silverbacks	19	14	6	7	1	23	17
Hampton Roads Piranhas	16	14	5	8	1	18	28
Bradenton Athletics	11	14	2	7	5	12	27
Carolina Dynamo Women	6	14	1	10	3	7	29
Midwest Division							
Pts	GP	W	L	T	GF	GA	
Michigan Hawks	32	14	10	2	2	41	13
Minnesota Lightning	29	14	9	3	2	34	19
Cleveland Internationals	28	14	9	4	1	36	22
Chicago Gaels	24	14	7	4	3	29	19
Cincinnati Ladyhawks	18	14	5	6	3	33	33
London Gryphons	13	14	4	9	1	28	45
Fort Wayne Fever	11	14	3	9	2	16	37
West Michigan Firewomen	6	14	2	12	0	9	38
Eastern Conference							
Northeast Division							
Pts	GP	W	L	T	GF	GA	
New Jersey Wildcats	42	14	14	0	0	61	3
Western Mass Lady Pioneers	31	14	10	3	1	43	10
Boston Renegades	29	14	9	3	2	52	16
Long Island Lady Riders	23	14	7	5	2	28	17
Northern Virginia Majestics	15	14	5	9	0	28	28
New York Magic	14	14	4	8	2	20	26
South Jersey Banshees	7	14	2	11	1	10	50
New Hampshire Lady Phantoms	2	14	0	12	2	4	96
Northern Division							
Pts	GP	W	L	T	GF	GA	
Ottawa Fury	31	12	10	1	1	38	7
Toronto Lady Lynx	25	12	7	1	4	37	4
Laval Comets	21	12	6	3	3	30	13
Hamilton Avalanche	19	12	6	5	1	20	25
Vermont Lady Voltage	13	12	4	7	1	12	24
Rochester Raging Rhinos	12	12	4	8	0	22	30
Sudbury Canadians	0	12	0	12	0	2	58
Western Conference							
Pts	GP	W	L	T	GF	GA	
Vancouver Whitecaps	34	12	11	0	1	38	7
Seattle Sounders	18	12	5	4	3	21	18
Mile High Edge	14	12	4	6	2	22	23
Real Colorado Cougars	14	12	3	4	5	25	27
Fort Collins Force	11	12	3	7	2	15	25
San Diego Gauchos Women	9	12	2	7	3	14	35

2006 W-LEAGUE PLAYOFFS

Central Conference
 Conference Playoffs
 Semifinals - July 28 (Charlotte)
 Richmond 2 :: 0 Michigan
 Minnesota (4) 1 :: PK :: 1 (5) Charlotte
 Final - July 31
 Richmond 0 :: 1 Charlotte

Eastern Conference
 Divisional Playoffs
 Northern Division - July 26
 Toronto 2 :: 3 Ottawa
 Northeast Division - July 26
 Long Island 1 :: 0 Boston
 Northern Virginia 0 :: 1 Long Island
 Conference Playoffs
 Semifinals - July 29 (New Jersey)
 Western Mass 0 :: 3 Ottawa
 Long Island 2 :: OT :: 3 New Jersey
 Final - July 30
 Ottawa 3 :: 2 New Jersey

Western Conference
 Final - July 30 (Seattle)
 Mile High 0 :: 1 Seattle

W-League Semifinals
 August 4 - Vancouver, BC
 Charlotte 1 :: 2 Ottawa
 Seattle 0 :: 5 Vancouver

Third Place
 August 6
 Seattle 1 :: 0 Charlotte

W-League Championship
 August 6
 Ottawa 0 :: 3 Vancouver
 VAN: Sinclair (Milbrett) 33
 VAN: Franko 45
 VAN: Andrews (Franko) 74



W-LEAGUE HISTORY

2005 W-LEAGUE STANDINGS

Central Conference							
Atlantic Division							
	Pts	GP	W	L	T	GF	GA
Charlotte Lady Eagles	34	14	11	2	1	37	11
Central Florida Krush	33	14	11	3	0	32	13
Atlanta Silverbacks	25	14	8	5	1	30	20
Richmond Kickers Destiny	18	14	6	8	0	20	23
Hampton Roads Piranhas	18	14	5	6	3	28	29
Northern Virginia Majestics	15	14	5	9	0	22	33
Bradenton Athletics	15	14	4	7	3	12	25
Carolina Dynamo	5	14	1	11	2	10	37
Midwest Division							
	Pts	GP	W	L	T	GF	GA
Detroit Jaguars	33	14	11	3	0	39	13
Cleveland Internationals	27	14	9	5	0	36	20
London Gryphons	26	14	8	4	2	31	18
Cincinnati Ladyhawks	19	14	6	7	1	33	40
Fort Wayne Fever	15	14	5	9	0	24	36
Chicago Gaels	14	14	4	8	2	27	38
West Michigan Firewomen	10	14	3	10	1	21	45
Eastern Conference							
Northeast Division							
	Pts	GP	W	L	T	GF	GA
New Jersey Wildcats	39	14	13	1	0	57	2
Boston Renegades	27	14	9	5	0	43	23
Long Island Lady Riders	24	14	8	6	0	24	14
Western Mass Lady Pioneers	22	14	7	6	1	17	16
New York Magic	16	14	5	8	1	19	26
New Hampshire Lady Phantoms (-3)	6	14	3	11	0	14	56
South Jersey Banshees	3	14	1	13	0	6	57
Northern Division							
	Pts	GP	W	L	T	GF	GA
Ottawa Fury Women	39	14	13	1	0	64	7
Toronto Lady Lynx	33	14	11	3	0	44	16
Vermont Lady Voltage	21	14	7	7	0	21	21
Sudbury Canadians	9	14	3	11	0	15	50
Rochester Ravens	9	14	3	11	0	14	50
Western Conference							
	Pts	GP	W	L	T	GF	GA
Vancouver Whitecaps	39	14	13	1	0	47	4
Arizona Heatwave	31	14	10	3	1	40	17
Mile High Mustangs	30	14	10	4	0	40	20
Denver Lady Cougars	22	14	7	6	1	26	24
Seattle Sounders	16	14	5	8	1	25	27
Fort Collins Force	7	14	2	11	1	13	44
San Diego Gauchos	0	14	0	14	0	4	59

2005 W-LEAGUE PLAYOFFS

Central Conference	
Conference Playoffs	
Semifinals - July 30 (Cincinnati)	
Final - Florida 3 :: 2 Detroit	
Cleveland 2 :: 6 Charlotte	
Final - July 31	
Central Florida 1 :: 0 Charlotte	
Eastern Conference	
Divisional Playoffs	
Northern Division - July 27	
Vermont 0 :: 6 Toronto	
Northeast Division - July 27	
Western Mass 1 :: 3 Long Island	
New York 0 :: 4 Boston	
Conference Playoffs	
Semifinals - July 30 (Ottawa)	
Boston 1 :: 2 Toronto	
Long Island 1 :: 5 Ottawa	
Final - July 31	
Toronto 0 :: 2 Ottawa	
Western Conference	
Final - July 30 (Vancouver)	
Arizona 0 :: 4 Vancouver	
W-League Semifinals	
August 5 - Trenton, New Jersey	
Vancouver 1 :: 2 New Jersey	
Central Florida 1 :: 2 Ottawa	
Third Place	
August 7	
Central Florida 1 :: 3 Vancouver	
W-League Championship	
August 7	
Ottawa 0 :: 3 New Jersey	
NJ: Unitt (Welsh) 13	
NJ: White (penalty) 62	
NJ: O'Reilly (White) 70	

2004 W-LEAGUE STANDINGS

Central Conference							
Atlantic Division							
	Pts	GP	W	L	T	GF	GA
Hampton Roads Piranhas	37	14	12	1	1	30	9
Charlotte Lady Eagles	34	14	11	2	1	45	16
Asheville Splash	24	14	7	4	3	32	13
Richmond Kickers Destiny	17	14	5	7	2	32	29
Carolina Dynamo Women	16	14	5	8	1	24	35
Northern Virginia Majestics	7	14	2	11	1	17	44
Bradenton Athletics	7	14	2	11	1	18	53
Midwest Division							
	Pts	GP	W	L	T	GF	GA
Chicago Cobras	37	13	12	0	1	42	12
Fort Wayne Fever Women	31	13	10	2	1	48	16
Detroit Jaguars	24	13	8	5	0	33	18
Cleveland Internationals Women	21	13	7	6	0	27	16
Cincinnati Ladyhawks	12	13	4	9	0	14	28
Windy City Bluez	12	13	4	9	0	21	39
West Michigan Edge Women	3	13	1	12	0	6	36
London Gryphons	3	3	1	2	0	4	16
St Louis Archers	0	2	0	2	0	1	15
Eastern Conference							
New England Division							
	Pts	GP	W	L	T	GF	GA
Boston Renegades	30	14	10	4	0	56	28
Western Mass Lady Pioneers	21	14	7	7	0	30	23
New Hampshire Lady Phantoms	9	14	3	11	0	13	40
Rhode Island Lady Stingrays	6	14	2	12	0	10	68
North Central Division							
	Pts	GP	W	L	T	GF	GA
Ottawa Fury	39	14	13	1	0	68	7
Montreal Xtreme	33	14	11	3	0	57	19
Rochester Ravens	24	14	8	6	0	33	26
Toronto Inferno	9	14	3	11	0	18	38
Sudbury Canadians	3	14	1	13	0	15	77
Northeast Division							
	Pts	GP	W	L	T	GF	GA
New Jersey Wildcats	42	14	14	0	0	76	5
Long Island Lady Riders	33	14	11	3	0	48	29
New Jersey Lady Stallions	30	14	10	4	0	44	22
New York Magic	9	14	3	11	0	13	47
South Jersey Banshees	6	14	2	12	0	13	65
Western Conference							
	Pts	GP	W	L	T	GF	GA
Vancouver Whitecaps Women	40	14	13	0	1	57	11
Seattle Sounders Women	34	14	11	2	1	44	12
Edmonton Aviators Women	23	14	7	5	2	21	16
Denver Lady Cougars	19	14	6	7	1	24	25
Arizona Heatwave	19	14	6	7	1	25	36
Mile High Mustangs	15	14	4	7	3	18	34
Calgary Wildfire	6	14	2	12	0	13	41
Fort Collins Force	6	14	1	10	3	18	45

2004 W-LEAGUE PLAYOFFS

Central Conference	
Division Finals	
Charlotte 2 :: 0 Hampton Roads	
Fort Wayne 2 :: 3 Chicago	
Conference Final	
Charlotte 1 :: OT :: 2 Chicago	
Eastern Conference	
Division Finals	
Rochester 0 :: 3 Montreal	
New Jersey LS 0 :: OT :: 1 Long Island	
Western Mass 0 :: OT :: 1 Boston	
Conference Semifinals	
Montreal 5 :: OT :: 4 Long Island	
Boston 0 :: 2 New Jersey W	
Conference Final	
Montreal 5 :: 6 New Jersey W	
Western Conference	
Conference Final	
Seattle 0 :: 1 Vancouver	
Championship Tournament	
@ Ottawa, Ontario	
August 7-8	
Semifinals	
Chicago 1 :: 2 Vancouver	
Ottawa 1 :: 2 New Jersey W	
Third Place	
Chicago 0 :: 1 Ottawa	
W-League Championship	
Vancouver (4) 0 :: PK :: 0 (2) New Jersey W	



W-LEAGUE HISTORY

2003 W-LEAGUE STANDINGS

Central Conference									
Atlantic Division									
	Pts	GP	W	L	T	GF	GA		
Hampton Roads Piranhas	36	12	12	0	0	33	5		
Charlotte Lady Eagles	27	12	9	3	0	35	11		
Northern Virginia Majestics	15	12	5	7	0	16	21		
Asheville Splash	9	12	3	9	0	14	24		
Greensboro Twisters	6	12	2	10	0	8	34		
Midwest Division									
	Pts	GP	W	L	T	GF	GA		
Chicago Cobras	31	12	10	1	1	33	8		
Northern Kentucky TC Stars	17	12	5	5	2	16	21		
Columbus Lady Shooting Stars	15	12	4	5	3	11	15		
Cincinnati Ladyhawks	13	12	4	7	1	12	17		
Windy City Bluez	10	12	3	8	1	18	29		
Eastern Conference									
Northeast Division									
	Pts	GP	W	L	T	GF	GA		
New Jersey Lady Stallions	33	14	11	3	0	36	11		
Long Island Lady Riders	27	14	9	5	0	35	21		
New Jersey Wildcats	21	14	7	7	0	29	20		
New York Magic	21	14	7	7	0	33	25		
South Jersey Banshees ^A	0	14	1	13	0	8	48		
Northern Division									
	Pts	GP	W	L	T	GF	GA		
Boston Renegades	40	14	13	0	1	60	5		
Ottawa Fury	34	14	11	2	1	61	9		
Toronto Inferno	19	14	6	7	1	32	31		
New Hampshire Lady Phantoms	9	14	3	11	0	21	53		
Rochester Ravens	1	14	0	13	1	4	96		
Western Conference									
	Pts	GP	W	L	T	GF	GA		
Vancouver Whitecaps Women	31	12	10	1	1	51	10		
Seattle Sounders Women	25	12	8	3	1	35	8		
Denver Lady Cougars	20	12	6	4	2	36	24		
Arizona Heatwave	18	12	6	6	0	21	24		
Fort Collins Force	10	12	3	8	1	16	39		
Mile High Mustangs	1	12	0	11	1	5	62		

Note: ^A denotes forfeited match and three point deduction

2003 W-LEAGUE PLAYOFFS

Central Conference
Division Finals
 Northern Kentucky 1 :: 9 Chicago
 Northern Virginia 1 :: 4 Charlotte
Conference Final
 Charlotte 1 :: 3 Chicago
Eastern Conference
Division Finals
 Ottawa 3 :: 2 Boston
 Long Island 1 :: 3 New Jersey
Conference Final
 New Jersey 2 :: 4 Ottawa
Western Conference
Conference Final
 Seattle (3) 2 : PK : 2 (1) Vancouver
Championship Tournament
 @ Virginia Beach, VA
 August 8 & 10
Semifinals
 Ottawa 0 :: 3 Chicago
 Seattle 1 :: 4 Hampton Roads
Third Place
 Seattle 4 :: 1 Ottawa
Championship
 Chicago 0 : OT : 1 Hampton Roads

2002 W-LEAGUE STANDINGS

Central Conference											
Atlantic Division											
	Pts	Pt%	GP	W	L	T	GF	GA	GD	BP	
Charlotte Lady Eagles	56	0.80	14	12	2	0	42	15	27	8	
Northern Virginia Majestics	43	0.61	14	9	5	0	32	24	8	7	
Hampton Roads Piranhas	42	0.60	14	8	5	1	36	21	15	9	
Jacksonville Jade	34	0.49	14	7	6	1	40	38	2	5	
Greensboro Twisters	23	0.33	14	5	7	2	14	18	-4	1	
Asheville Splash	15	0.21	14	3	9	2	11	27	-16	1	
Tampa Bay Extreme	13	0.19	14	2	10	2	14	41	-27	3	
Midwest Division											
	Pts	Pt%	GP	W	L	T	GF	GA	GD	BP	
Kansas City Mystics	52	0.80	13	11	2	0	45	16	29	8	
Memphis Mercury	50	0.77	13	10	2	1	41	20	21	9	
Chicago Cobras	42	0.65	13	9	3	1	32	18	14	5	
Windy City Bluez	31	0.48	13	7	6	0	26	25	1	3	
Cincinnati Ladyhawks	19	0.29	13	4	9	0	21	31	-10	3	
Northern Kentucky TC Stars	8	0.12	13	2	11	0	9	26	-17	0	
Kentucky Fillies	0	0.00	4	0	4	0	0	18	-18	0	
Eastern Conference											
Northeast Division											
	Pts	Pt%	GP	W	L	T	GF	GA	GD	BP	
Long Island Lady Riders	48	0.69	14	11	3	0	35	13	22	4	
New York Magic	45	0.64	14	9	3	2	44	21	23	7	
Maryland Pride	38	0.54	14	7	5	2	48	30	18	8	
New Jersey Wildcats	33	0.47	14	7	6	1	29	21	8	4	
New Jersey Lady Stallions	26	0.37	14	5	8	1	33	28	5	5	
South Jersey Banshees	13	0.19	14	3	11	0	21	39	-18	1	
Rochester Ravens	1	0.01	14	0	14	0	8	101	-93	1	
Northern Division											
	Pts	Pt%	GP	W	L	T	GF	GA	GD	BP	
Boston Renegades	55	0.92	12	11	1	0	55	13	42	11	
Toronto Inferno	33	0.55	12	7	4	1	26	12	14	4	
New Hampshire Lady Phantoms	28	0.47	12	6	6	0	23	29	-6	4	
Ottawa Fury	26	0.43	12	5	5	2	32	15	17	4	
Rhode Island Rays	0	0.00	11	0	11	0	7	51	-44	0	
Western Conference											
	Pts	Pt%	GP	W	L	T	GF	GA	GD	BP	
Vancouver Breakers	49	0.82	12	11	1	0	35	11	24	5	
Denver Lady Cougars	46	0.77	12	10	2	0	32	14	18	6	
Arizona Heatwave	37	0.62	12	8	4	0	30	19	11	5	
Seattle Sounders Select	33	0.55	12	7	5	0	27	16	11	5	
Mile High Mustangs	15	0.25	12	3	8	1	16	30	-14	2	
Oklahoma Outrage	16	0.27	12	3	8	1	20	33	-13	3	
Fort Collins Force	9	0.15	12	2	10	0	14	33	-19	1	
Albuquerque Crush	6	0.10	12	1	11	0	11	44	-33	2	

2002 W-LEAGUE PLAYOFFS

First Round
 Chicago 2 @ Memphis 4
 Hampton Roads 3 @ Northern Virginia 2
Conference Semifinals
 @ Kansas City
 Memphis 2, Charlotte 4
 Hampton Roads 6, Kansas City 0
Conference Final
 @ Kansas City
 Hampton Roads 1, Charlotte 2 (OT)
Eastern Conference
Conference Semifinals
 Toronto 0 @ Boston 8
 New York 1 @ Long Island 3
Conference Final
 Long Island 2 @ Boston 4
Western Conference
First Round
 @ Denver
 Seattle 5, Arizona 1
Conference Final
 @ Denver
 Seattle 1, Denver 2 (OT)
Semifinals
 @ Vancouver
 Denver 1, Boston 2
 Charlotte 1 (5), Vancouver 1 (4) (PK)
Third Place
 @ Vancouver
 Denver 0, Vancouver 2
Championship
 @ Vancouver
 Saturday, August 9, 2002
 Charlotte 0, Boston 3



W-LEAGUE HISTORY

2001 W-1 STANDINGS

Eastern Conference								
GP	W	L	T	GF	GA	BP	Pts	
Maryland Pride	14	13	0	1	32	11	6	59
Hampton Roads Piranhas	14	10	2	2	38	9	7	49
Tampa Bay Extreme	14	5	7	2	22	22	3	25
New Jersey Lady Stallions	14	5	9	0	19	26	3	23
Jacksonville Jade	14	5	8	1	19	30	2	23
Northern Conference								
GP	W	L	T	GF	GA	BP	Pts	
Long Island Lady Riders	14	11	2	1	36	11	6	51
Toronto Inferno	14	9	3	2	40	18	9	47
Boston Renegades	14	9	2	3	40	9	2	44
Springfield Sirens	14	9	3	2	33	14	5	43
Ottawa Fury	14	5	6	3	22	17	3	26
Laval Dynamites	14	3	10	1	22	32	5	18
New York Magic	14	2	10	2	21	36	3	13
Rochester Ravens	14	0	14	0	1	85	0	0
Western Conference								
GP	W	L	T	GF	GA	BP	Pts	
Vancouver Breakers	14	12	1	1	39	9	7	56
Texas Odyssey	14	7	6	1	34	21	5	34
Seattle Sounders Select Women	14	7	3	4	19	15	2	34
Fort Collins Force	14	6	7	1	20	25	3	28
Mile High Mustangs	14	5	6	3	23	22	4	27
Arizona Heatwave	14	5	9	0	18	30	3	23

2001 W-2 STANDINGS

Central Conference ^A								
GP	W	L	T	GF	GA	BP	Pts	
Chicago Cobras	11	9	2	0	29	6	6	42
Cincinnati Ladyhawks	12	8	3	1	35	20	6	39
Kentucky Fillies	12	7	4	1	22	21	3	32
Indiana Blaze	12	4	7	1	14	17	1	18
Cleveland Eclipse	11	3	7	1	14	23	1	14
Windy City BlueZ	12	0	10	2	10	37	0	2
Eastern Conference ^A								
GP	W	L	T	GF	GA	BP	Pts	
Charlotte Lady Eagles	12	11	1	0	50	9	11	55
South Jersey Banshees	12	7	4	1	23	15	5	34
New Hampshire Lady Phantoms	11	5	6	0	23	35	5	25
Northern Virginia Majestics	12	4	7	1	23	21	4	21
Piedmont Spark	12	4	8	0	19	35	1	17
Rhode Island Rays	9	2	7	0	13	29	2	10
New Jersey Wildcats	10	2	8	0	10	41	0	8
Western Conference								
GP	W	L	T	GF	GA	BP	Pts	
Memphis Mercury	12	11	1	0	54	12	10	54
Kansas City Mystics	12	7	4	1	27	23	5	34
Oklahoma Outrage	12	6	5	1	36	29	4	29
Denver Lady Cougars	12	5	6	1	29	22	2	23
Houston Tornados	12	0	12	0	1	74	0	0

^A - Denotes standings based on point percentage (points divided by points possible) for unequal games

2001 W-1 PLAYOFFS

Northern Conference
Semifinals
 Boston 4 @ Toronto 1
 Springfield 1 @ Long Island 2
Final
 Boston 3 @ Long Island 1

Eastern Conference
Final
 Tampa Bay 0 @ Maryland 2

Western Conference
Final
 Texas 0 @ Vancouver 3

Semifinals
 Boston 3, Maryland 0
 Vancouver 1, Hampton Roads 0

Final
 Boston 5, Vancouver 1

2001 W-2 PLAYOFFS

Central Conference
 Cincinnati 0 @ Chicago 3

Western Conference
 Oklahoma 8 @ Kansas City 5

Eastern Conference
 South Jersey 0 @ Charlotte 4

Semifinals
 Memphis 3, Chicago 2
 Charlotte 3, Oklahoma 1

Final
 Charlotte 3, Memphis 1

2000 W-1 STANDINGS

Northern Conference								
GP	W	L	T	GF	GA	BP	Pts	
Toronto Inferno	14	8	5	1	24	28	2	35
Laval Dynamites	14	7	6	1	29	18	6	35
Ottawa Fury	14	6	5	3	21	15	2	29
Rochester Ravens	14	2	12	0	19	40	3	11
Northeastern Conference								
GP	W	L	T	GF	GA	BP	Pts	
Boston Renegades	14	11	2	1	43	11	7	52
Long Island Lady Riders	14	10	3	1	40	14	7	48
Maryland Pride	14	9	4	1	32	19	6	43
New Jersey Lady Stallions	14	4	9	1	20	29	3	20
Southern Conference								
GP	W	L	T	GF	GA	BP	Pts	
Raleigh Wings	14	12	0	2	50	7	8	58
Tampa Bay Extreme	14	7	6	1	30	20	6	35
Hampton Roads Piranhas	14	7	6	1	32	21	6	35
Jacksonville Jade	14	3	11	0	11	47	1	13
Western Conference								
GP	W	L	T	GF	GA	BP	Pts	
Chicago Cobras	14	14	0	0	51	2	10	66
Denver Diamonds	14	9	4	1	49	8	8	45
Fort Collins Force	14	8	5	1	36	21	6	39
North Texas Heat	14	7	7	0	35	25	5	33

2000 W-1 PLAYOFFS

Semifinals
 @ Raleigh, North Carolina
Friday, August 11, 2000
 Toronto 1 vs. Chicago 3
 Boston 0 vs. Raleigh 3

Third Place
 @ Raleigh, North Carolina
 Sunday, August 13, 2000
 Toronto 1 vs. Boston 6

Championship
 @ Raleigh, North Carolina
Sunday, August 13, 2000
 Raleigh 1 (2) vs. Chicago 1 (4) (PK)



W-LEAGUE HISTORY

2000 W-2 STANDINGS

Atlantic Conference								
GP	W	L	T	GF	GA	BP	Pts	
Charlotte Lady Eagles	12	8	3	1	24	20	4	37
Atlanta Classics	12	7	4	1	20	21	3	32
Northern Virginia Majestics	12	5	5	2	30	18	5	27
Piedmont Spark	12	2	10	0	25	38	3	11
Delaware Genies	12	2	10	0	7	46	1	9
Central Conference								
GP	W	L	T	GF	GA	BP	Pts	
Indiana Blaze	12	9	2	1	34	20	6	43
Cincinnati Ladyhawks	12	6	4	2	35	21	6	32
Cleveland Eclipse	12	4	7	1	26	28	4	21
Kentucky Filices	12	3	7	2	21	30	3	17
Rockford Dactyls	12	2	10	0	12	61	3	11
Northern Conference								
GP	W	L	T	GF	GA	BP	Pts	
Springfield Sirens	12	11	1	0	35	19	6	50
New Brunswick Power	12	6	5	1	29	19	6	31
New York Magic	12	6	5	1	27	20	4	29
New Hampshire Lady Phantoms	12	5	7	0	23	37	4	24
Rhode Island Rays	12	4	8	0	22	39	4	20
New Jersey Wildcats	12	2	10	0	15	44	3	11
Oklahoma Outrage								
GP	W	L	T	GF	GA	BP	Pts	
Oklahoma Outrage	12	7	4	1	29	24	5	34
Colorado Gold	12	7	4	1	33	18	4	33
Houston Tornados	12	3	9	0	13	54	0	12
Austin Lady Lone Stars	12	0	12	0	3	52	0	0

2000 W-2 PLAYOFFS

@ Springfield, Massachusetts
Friday, August 4, 2000

Charlotte 2 vs. Indiana 1 (OT)
 Oklahoma 1 vs. Springfield (OT)

Third Place

@ Springfield, Massachusetts
Sunday, August 6, 2000

Oklahoma 1 vs. Indiana 2 (OT)

Championship

@ Springfield, Massachusetts
Sunday, August 6, 2000

Charlotte 1 vs. Springfield 2

1999 W-1 STANDINGS

Northern Conference										
GP	W	L	SW	SL	GF	GA	BP	Pts		
Maryland Pride	14	10	4	0	1	43	15	7	48	
Long Island Lady Riders	14	10	4	1	1	30	12	7	46	
Boston Renegades	14	11	3	2	1	35	12	4	45	
New Jersey Lady Stallions	14	9	5	1	2	39	21	4	40	
Laval Dynamites	14	5	9	0	1	19	28	3	24	
Delaware Genies	14	2	12	2	0	5	47	0	4	
Southern Conference										
GP	W	L	SW	SL	GF	GA	BP	Pts		
Raleigh Wings	14	13	1	1	0	51	5	8	58	
Atlanta Classics	14	10	4	0	0	52	21	8	48	
Tampa Bay Extreme	14	8	6	1	0	20	28	3	33	
Charlotte Speed	14	4	10	0	1	19	45	2	19	
Jackson Calypso	14	1	13	0	0	8	52	1	5	
Central Conference										
GP	W	L	SW	SL	GF	GA	BP	Pts		
Chicago Cobras	14	14	0	0	0	54	4	10	66	
Denver Diamonds	14	12	2	0	0	36	10	10	55	
Fort Collins Force	14	6	8	0	1	18	28	1	26	
Toronto Inferno	14	3	11	0	0	24	40	3	15	
Rochester Ravens	14	2	12	0	1	10	38	1	10	

1999 W-1 PLAYOFFS

Divisional Playoffs

Long Island 1 @ Maryland 4
 Tampa Bay 0 @ Atlanta 1
 Denver 1 @ Chicago 1

W-1 Championship

Friday August 13, 1999
 @ Raleigh, North Carolina

Atlanta 1, Chicago 4

Maryland 1, Raleigh 4

Sunday August 15, 1999

@ Raleigh, North Carolina

Third Place

Atlanta 0, Maryland 3

Championship

Raleigh 3, Chicago 2 (SO)

1999 W-2 STANDINGS

North Conference										
GP	W	L	SW	SL	GF	GA	BP	PTS		
Springfield Sirens	12	9	3	0	0	27	10	5	41	
New York Magic	12	8	4	0	0	45	17	6	39	
Central Jersey Splash	12	8	4	0	0	30	15	5	37	
New Jersey Wildcats*	12	4	8	0	1	29	37	3	17	
Rhode Island Rays	11	3	8	0	0	11	36	1	13	
New Hampshire Lady Phantoms*	12	1	11	1	0	10	61	0	0	
South Conference										
GP	W	L	SW	SL	GF	GA	BP	Pts		
Piedmont Spark	12	9	3	0	1	33	22	6	43	
Hampton Roads Piranhas	12	8	4	0	0	32	23	7	39	
Jacksonville Jade	12	6	6	1	0	20	22	2	24	
Miami Gliders^	11	4	7	1	0	16	19	3	11	
Northern Virginia Majestics	11	0	11	0	0	10	53	0	0	
Central Conference										
Midwest Division										
GP	W	L	SW	SL	GF	GA	BP	Pts		
Indiana Blaze	12	8	4	0	0	33	16	7	39	
Cleveland Eclipse	12	8	4	0	0	31	18	6	38	
Kalamazoo Quest	12	5	7	1	0	15	35	3	21	
Rockford Dactyls	12	1	11	0	1	11	35	2	7	
Southwest Division										
GP	W	L	SW	SL	GF	GA	BP	Pts		
North Texas Heat	10	8	2	0	1	46	8	7	40	
Austin Lady Lone Stars	10	6	4	1	0	23	16	3	25	
Houston Tornados	10	2	8	0	0	11	28	1	9	

* New Jersey & New Hampshire received a three point deduction, Miami six points, due to forfeits

1999 W-2 PLAYOFFS

Hampton Roads 1 @ Piedmont 0
 New York 4 @ Cent. Jersey 3 (SO)
 Indiana 0 @ North Texas 1 (OT)

Championships

Friday August 6, 1999

@ Springfield, Massachusetts

New York 0, North Texas 1 (SO)

Hampton Roads 3, Springfield 4

Sunday August 8, 1999

@ Springfield, Massachusetts

Third Place

Hampton Roads 0, New York 1

Championship

North Texas 5, Springfield 1



W-LEAGUE HISTORY

1998 W-1 STANDINGS

Northern Conference								
GP	W	L	GF	GA	PTS	SW	SL	
Boston Renegades	14	11	3	30	14	33	0	0
Maryland Pride	14	10	4	24	11	28	1	0
Long Island Lady Riders	14	10	4	31	14	24	3	0
Delaware Genies	14	5	9	23	27	13	1	2
New Jersey Wildcats	14	3	11	18	53	7	1	1
Central Conference								
GP	W	L	GF	GA	PTS	SW	SL	
Chicago Cobras	14	11	3	54	15	33	0	0
Denver Diamonds	14	11	3	45	21	33	0	0
New Jersey Lady Stallions	14	11	3	43	10	33	0	0
Columbus Ziggx	14	7	7	34	31	21	0	0
Rochester Ravens	14	4	10	18	29	12	0	2
Buffalo Fillies	6	0	6	6	24	0	0	0
Southern Conference								
GP	W	L	GF	GA	PTS	SW	SL	
Raleigh Wings	14	14	0	58	9	42	0	0
Atlanta Classics	14	9	5	38	27	27	0	0
Jackson Calypso	14	6	8	25	36	18	0	0
Tampa Bay Extreme	14	6	8	32	24	18	0	0
Charlotte Speed	14	5	9	36	31	15	0	1

1998 W-2 STANDINGS

Northern Conference								
GP	W	L	GF	GA	Pts	SW	SL	
New York Magic	11	9	2	33	2	27	0	1
Finger Lakes Heartbreakers	12	6	6	14	24	16	1	1
Central Jersey Splash	12	5	7	16	19	15	0	0
Connecticut Lady Wolves	12	4	8	11	20	12	0	0
New Hampshire Lady Phantoms	12	5	7	11	32	9	3	0
Rhode Island Rays	12	2	10	11	34	6	0	2
Central Conference								
GP	W	L	GF	GA	PTS	SW	SL	
Cleveland Eclipse	12	9	3	31	20	23	2	0
Fort Collins Force	12	7	5	36	23	21	0	0
Indiana Blaze	12	5	7	17	34	13	1	1
Kalamazoo Quest	12	4	8	14	44	10	1	0
Rockford Dactyls	12	2	10	18	30	6	0	3
Southern Conference								
GP	W	L	GF	GA	PTS	SW	SL	
Miami Gliders	12	9	3	51	18	27	0	0
Hampton Roads Piranhas	12	5	7	21	28	13	1	0
Alabama Angels	12	2	10	7	62	6	0	0
Orlando Ladyhawks	12	0	12	4	61	0	0	0

1997 W-LEAGUE STANDINGS

West Division								
GP	W	L	GF	GA	PTS	SW	SL	
California Storm	10	9	1	27	12	27	0	0
Denver Diamonds	10	9	1	25	5	25	1	0
NorCal Shockwaves	10	5	5	20	17	13	1	1
Silicon Valley Red Devils	10	4	6	15	17	12	0	2
San Francisco Night Hawks	10	2	8	14	23	6	0	0
Fort Collins Force	10	1	9	10	37	1	1	0
Midwest Division								
GP	W	L	GF	GA	PTS	SW	SL	
Chicago Cobras	10	9	1	24	8	27	0	0
Columbus Ziggx	10	6	4	26	22	16	1	0
Indiana Blaze	10	5	5	28	20	15	0	1
Rockford Dactyls	10	5	5	21	16	15	0	0
Cleveland Eclipse	10	4	6	17	27	12	0	0
Madison Freeze	10	1	9	13	36	3	0	0
Northeast Division								
GP	W	L	GF	GA	PTS	SW	SL	
Long Island Lady Riders	10	9	1	19	5	25	1	1
Rochester Ravens	10	8	2	23	12	24	0	0
Boston Renegades	10	7	3	23	13	21	0	0
Connecticut Lady Wolves	10	4	6	26	19	12	0	0
New York Magic	10	3	7	15	18	9	0	1
Buffalo Fillies	10	3	7	14	26	9	0	0
Rhode Island Rays	10	1	9	7	33	3	0	0
Mid-Atlantic Division								
GP	W	L	GF	GA	PTS	SW	SL	
Maryland Pride	9	8	1	24	12	22	1	0
Hampton Roads Piranhas	10	7	3	20	14	21	0	0
Delaware Genies	10	6	4	19	15	18	0	0
Central Jersey Splash	9	4	5	22	15	12	0	1
Philadelphia Frenzy	10	3	7	12	23	3	0	0
New Jersey Wildcats	9	1	8	12	29	3	0	0
South Division								
GP	W	L	GF	GA	PTS	SW	SL	
Atlanta Classics	10	7	3	30	8	21	0	2
Carolina Speed	10	7	3	20	10	19	1	0
Dallas Lightning	9	6	3	25	14	16	1	0
Tampa Bay Extreme	10	5	5	17	16	15	0	0
Jackson Calypso	10	5	5	17	24	15	0	0
Mississippi Gulf Coast Chaos	9	3	6	8	15	7	1	1
Alabama Angels	10	2	8	12	28	6	0	0

1998 W-1 PLAYOFFS

Conference Finals
Northern Conference
 Maryland 2, Long Island 1
Southern Conference
 Raleigh 2, Atlanta 1
Central Conference
 New Jersey 1, Chicago 0

Semifinals
 Raleigh 5, Maryland 0
 Boston 2, New Jersey 0

Third Place Game
 New Jersey 1, Maryland 0 (SO)

W-1 Championship
 Raleigh 4, Boston 3

1998 W-2 PLAYOFFS

Conference Finals
Northern Conference
 New York 1, Finger Lakes 0
Central Conference
 Fort Collins 1, Cleveland 0

Semifinals
 Hampton Roads 2, New York 1
 Fort Collins 4, Miami 0

Third Place
 New York 3, Miami 0

Championship
 Fort Collins 3, Hampton Roads 1

1997 W-LEAGUE PLAYOFFS

Divisional Playoffs
West Division
 Long Island 1, Boston 0 (SO)
Mid-Atlantic Division
 Maryland 7, Hampton Roads 0

South Division
 Atlanta 1, Carolina 0

Midwest Division
 Chicago 2, Columbus 1 (OT)

West Division
 California 5, NorCal 1

Swizzlin' Six
 Long Island 1, Maryland 0
 California 2, Atlanta 0
 Chicago 5, Rochester 0
 Maryland 3, Chicago 2
 California 3, Long Island 2
 Rochester 1, Atlanta 0

Third Place
 Maryland 4, California 3

W-League Championship
 Long Island 2, Chicago 1 (SO)



W-LEAGUE HISTORY

1996 W-LEAGUE STANDINGS

Western Conference							
GP	W	L	GF	GA	Pts	SW	
Denver Diamonds	10	8	2	23	8	24	0
Nitemares of Southern California	10	7	3	24	15	21	0
Silicon Valley Red Devils	10	7	3	26	20	19	1
Sacramento Storm	10	6	4	20	18	18	0
San Francisco Night Hawks	9	4	5	11	15	12	0
NorCal Shockwaves	10	1	9	11	23	1	1
Central Conference							
GP	W	L	GF	GA	Pts	SW	
Dallas Lightning	10	9	1	41	10	27	0
Chicago Cobras	10	8	2	35	11	24	0
Columbus Ziggys	10	7	3	27	15	21	0
Rockford Dactyls	9	4	5	21	23	12	0
Cleveland Eclipse	5	3	2	17	10	9	0
Madison Freeze	6	2	4	9	16	6	0
Buffalo Ffillies	10	0	10	6	41	0	0
Eastern Conference							
GP	W	L	GF	GA	Pts	SW	
Maryland Pride	10	9	1	34	11	27	0
Long Island Lady Riders	10	7	3	18	9	21	0
Connecticut Lady Wolves	10	6	4	20	14	18	0
Rochester Ravens	10	7	3	20	11	17	2
Hampton Roads Piranhas	10	5	5	16	12	15	0
Boston Renegades	9	5	4	14	12	13	1
New Jersey Wildcats	10	5	5	19	26	13	1
Philadelphia Frenzy	10	4	6	16	18	12	0
Alabama Angels	5	3	2	11	9	9	0
Rhode Island Lady Rays	10	1	9	13	32	3	0

1996 W-LEAGUE PLAYOFFS

Swizzlin' Six

Denver 3, Columbus 1
 Maryland 1, Chicago 0
 Dallas 4, Rockford 0
 Chicago 3, Denver 0
 Columbus 1, Dallas 0 (SO)
 Maryland 4, Rockford 0

W-League Championship

Maryland 3, Dallas 0

1995 W-LEAGUE STANDINGS

Western Division								
GP	W	L	GF	GA	PTS	SW	SL	
Southern California Nitemares	9	7	2	31	12	64	0	0
San Francisco Wings	9	7	2	20	12	62	0	0
Sacramento Storm	9	5	4	22	17	49	0	0
San Diego Lady Top Guns	9	2	7	16	20	24	0	1
Arizona Heatwave	8	2	6	5	25	15	1	0
Central Division								
GP	W	L	GF	GA	PTS	SW	SL	
Rockford Dactyls	9	8	1	38	5	72	0	0
Texas Lightning	8	6	2	31	12	56	0	0
Cincinnati Leopards	9	5	4	22	26	49	0	0
Columbus Ziggys	10	5	5	24	26	47	0	0
Eastern Division								
GP	W	L	GF	GA	PTS	SW	SL	
Long Island Lady Riders	10	9	1	30	11	78	1	0
Pennsylvania Freedom	10	7	3	11	10	53	1	1
Connecticut Lady Wolves	10	4	6	16	16	52	1	1
Massachusetts Bay Crusaders	10	6	4	20	14	49	2	1
Boston Tornado	10	4	6	16	17	44	0	2
Baltimore Lady Bays	9	4	5	16	14	37	0	0
Hampton Roads Piranhas	6	0	6	7	26	7	0	0
Rhode Island Rays	9	0	9	2	22	2	0	0

1995 W-LEAGUE PLAYOFFS

Swizzlin' Six

Southern California 3, Rockford 0
 Texas 1, Pennsylvania 0
 Long Island 0, Cincinnati 0
 Rockford 2, Pennsylvania 1
 Long Island 1, Texas 0
 Southern California 2, Cincinnati 0

W-League Championship

Long Island 2, Southern California 0





PARTNERSHIPS

UNITED SOCCER LEAGUES MOVES TO THE NIKE BRAND

Following the sale of the Umbro Brand by NIKE, Inc., the sponsorship of United Soccer Leagues (USL) has transferred from Umbro to Nike, starting with the 2013 season. The sponsorship will continue to involve support of USL PRO teams and events.

USL is the organizer of several soccer leagues with teams in the United States, Canada and the Caribbean. It includes men's and women's leagues. In 2011 it also assumed the operations of the Major Indoor Soccer League.

"We are really excited to be developing the relationship between USL and NIKE, Inc. and


look forward working with USL and member teams to elevate the game of soccer in the U.S.," commented U.S. Soccer Sports Marketing Director, Joe Elsmore.

"We are very excited about this new partnership with Nike," USL CEO Alec Papadakis said. "We've gone from a partnership with an iconic soccer brand to a partnership with the world's biggest sports and soccer brand, which is great news for everyone involved with USL. We expect this relationship to benefit all USL clubs, and we are eager to start working with Nike to develop programs that will benefit USL's properties both now and in the future."



USL PARTNERSHIPS

United Soccer Leagues has outstanding partners in various categories which enhance the operations of its leagues and teams. The current partnership roster includes National Guard, The Sport Source, Demosphere, Uni-Sport and Enterprise Rent-A-Car.





FEDERATION DIRECTORIES



Canadian Soccer Association

237 Metcalfe Street
Ottawa, ON K2P 1R2
media@soccercan.ca • www.canadasoccer.com
P: (613) 237-7678 • F: (613) 237-1516
Administration
General Secretary - Peter Montopoli
Acting Director of Communications – Michele Dion
National Teams Communications Manager – Max Bell



Bermuda Football Association

48 Cedar Avenue
P.O. Box HM 745 • Hamilton, Bermuda
bfa@northrock.bm • www.bermudafa.com
P: 441.295.2199 • F: 441.295.0773
Administration
General Secretary - David Sabir



United States Soccer Federation

1801 South Prairie Avenue
Chicago, IL 60616
(first initial)(last name)@ussoccer.org • www.ussoccer.com
P: (312) 808-1300 • F: (312) 808-1301
Administration
President - Sunil Gulati
Executive Vice President - Mike Edwards
Chief Executive Officer / Secretary General - Dan Flynn
Communications
Senior Manager of Communications - Neil Buethe
Men's National Team Press Officer - Michael Kammarman
Women's National Teams Press Officer - Aaron Heifetz
Communications Coordinators - David Applegate, Elizabeth Sanchez,
Kate McMaster, Phillip Faniola

At Large Council Members - US Soccer Federation

American Youth Soccer Organization (AYSO)

P: 800-USA-AYSO
F: 310-643-5310
www.soccer.org

Soccer Association for Youth (SAY)

P: 513-769-3800
F: 769-0500
www.saysoccer.org

United States Specialty Sports Association

www.ussssa.com

US Power Soccer

www.powersoccerusa.net



**NIKE IS A PROUD SPONSOR OF
UNITED SOCCER LEAGUES**

NIKESOCCER.COM