

# ZAMBIA



**12.9 million** Population (2010)  
**16.2 billion USD** GDP (2010)  
**1,253 USD** GDP per capita (2010)

FIGURE 1: GDP PER CAPITA FOR 2010

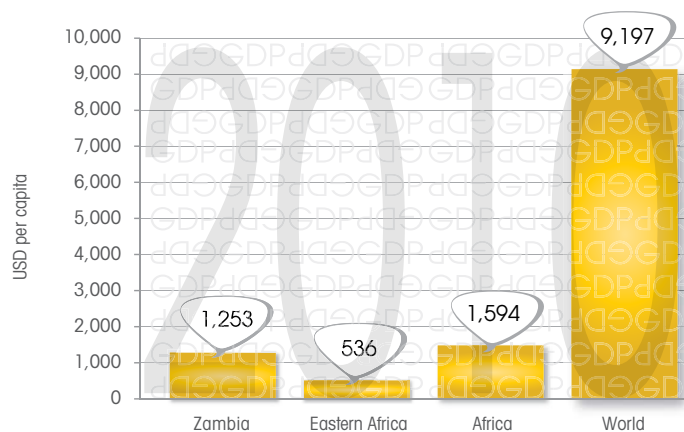



FIGURE 2: ELECTRICITY USE PER CAPITA FOR 2008



Eastern Africa includes Burundi, Comoros, Djibouti, Eritrea, Ethiopia, Kenya, Madagascar, Malawi, Mauritius, Mozambique, Rwanda, Seychelles, Somalia, the United Republic of Tanzania, Uganda, Zambia and Zimbabwe.

## ENERGY NATIONAL PROFILE 2009

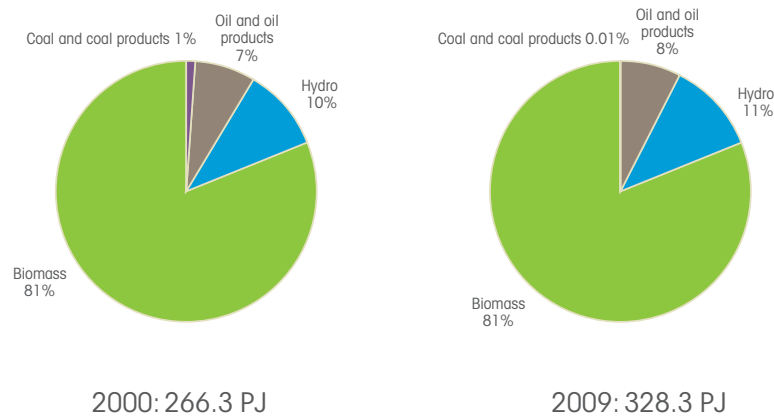
- Total Primary Energy Supply: 328.9 PJ - Of which renewables: 303.2 PJ (92.2 %)
- Energy self-sufficiency: 92.2%
- Fuel imports: 529 million USD (13.9 % of total imports)
- Electricity generation: 10.3 TWh - Of which renewables: 10.3 TWh (99.7 %)
- Electricity use per capita: 625 kWh
- Electrical capacity\*: 1,680 MW - Of which renewables: 1,672 MW (99.5 %)
- Electricity access rate: 18.8%
- Share of population using solid fuels: 86%

\* 2008

### TARGETS:

- No information available

FIGURE 3: TOTAL PRIMARY ENERGY SUPPLY\* IN 2000 AND 2009



\*excluding electricity trade

POLICIES IN PLACE TO PROMOTE RENEWABLE ENERGY SINCE THE RIO CONFERENCE OF 1992



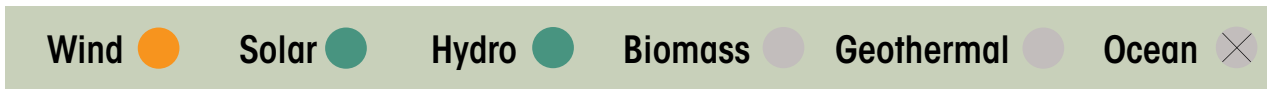
WORLD BANK EASE OF DOING BUSINESS INDEX FOR 2012: Ranked 84 out of 183

RENEWABLE ENERGY PROJECTS FROM THE GOVERNMENT AND PRIVATE SECTORS:

- 8 MW of small hydro capacity addition announced (3 projects)

NUMBER OF REGISTERED CLEAN DEVELOPMENT MECHANISM PROJECTS FOCUSING ON RENEWABLE ENERGY: 0

RENEWABLE ENERGY RESOURCES: ● High ● Medium ● Low ● Unknown ✕ Not applicable



Note: The information on resources should be taken as an indication only. It refers to a general trend of available resources, and does not prejudge the feasibility of individual projects. The thresholds are indicative, and do not refer to any technological choice. The analysis is based on the literature.

Sources: Population and GDP: World Bank; Energy data: IEA, IRENA analysis based on UN data; Share of fuel imports in total imports: World Trade Organisation; Electrical capacity: IEA, EIA; Electricity access rate: World Energy Outlook 2010 database (IEA); Share of population using solid fuels: World Health Organisation; Targets: REN21, IRENA; Policy/legislation: IEA, Reegle, IRENA research; Ease of doing business index: World Bank; Renewable energy projects: Bloomberg New Energy Finance, IRENA research; Clean Development Mechanism projects: UNFCCC; Renewable energy resources: IRENA analysis.

Units: USD: United States dollar; kWh: kilowatt-hour; GWh: gigawatt-hour (1GWh = 10<sup>6</sup> kWh); TWh: terawatt-hour (1 TWh=10<sup>9</sup> GWh); PJ: petajoule; MW: megawatt; GW: gigawatt (1 GW=10<sup>3</sup> MW).