

CHAPTER 2

CRIMES IN CITIES OF TAMIL NADU

INTRODUCTION:

1. Police Commissionerates system is in vogue in 6 cities of Tamil Nadu, namely Chennai, Coimbatore, Trichy, Madurai, Salem and Tirunelveli. Each City is divided into Districts under the charge of Deputy Commissioners of Police. Policing in the cities is essentially urban in nature and involves a substantial number of crimes arising out of the problems of urban migration, slums and organized criminal activities.

Cognizable Crimes:

2. Of the 7,19,087 Cognizable crimes (IPC + SLL) registered in the State, 1,81,506 (25.24%) were reported in the Cities (Commissionerates).

Crime Trends - Total Crimes (IPC + SLL):

3. Of the 1,81,506 cases reported in Cities (Commissionerates), (36,424) i.e. (20.07%) were IPC cases and remaining (1,45,082) i.e. (79.93%) cases were booked under SLL. IPC offences' share to total cognizable crimes has increased by about 5.97%.

Crime under IPC:

4. 36,424 IPC cases were reported in the Cities, accounting for 20.04% of the State share. **Chart - 2.1** shows the share of Cities in total incidence of Cognizable IPC cases registered during 2011.

5. 36,424 cognizable IPC crimes were reported in 6 Cities during 2011 as against 34,980 in 2010, registering an increase of 4.0%. City-wise incidence of IPC crimes during 2011 is presented in **Table-2.1** and percentage variation in 2011 over 2010 is shown in **Table-2.4**.

Crime Pattern (IPC Crimes):

6. Distribution of IPC Crimes in 6 Cities is depicted in **Chart-2.1**. Percentage variation in incidence of IPC Crimes in Cities is depicted in **Chart -2.2**.

Incidence:

7. Highest incidence of IPC cases was reported in Chennai City (21,346) followed by Coimbatore City (4,030), Trichy City (3,496), Salem City (3,445), Madurai City (2,873) and Tirunelveli City (1,234). Incidence of IPC Crimes (Head wise) for 2011 and the share of Cities to the total IPC Crimes reported in the State are given in **Table-2.1**.

Crime Rate:

8. City-wise Crime Rate is presented in **Table-2.1**. Average IPC Crime Rate in the Commissionerates for 2011 was 267.37 compared to 277.08 during 2010. Crime Rate was the highest in Salem City (374.80) followed by Trichy City (342.17), Tirunelveli City (247.30), Chennai City (244.33), Madurai City (196.46) and Coimbatore City (187.31).

HEAD-WISE ANALYSIS OF IPC OFFENCES

(i) MURDER:

Increase: 2.34%

Of 1,877 **Murder** cases reported in the State during 2011, 6 Commissionerates put together recorded 306 cases (16.30%) and increased by 2.34% compared to 2010. Chennai City reported the highest 168 cases accounting for 54.90% share amongst the Cities, followed by Madurai City (35), Salem City (28), Trichy City (27), Coimbatore City (26) and Tirunelveli City (22 cases).

(ii) ATTEMPT TO COMMIT MURDER:

Increase: 6.01%

2,962 cases of **Attempt to Commit Murder** were registered for the entire State during 2011. 6 Commissionerates put together recorded 529 cases (17.86%) and increased by 6.01% compared to previous year. Chennai City reported the highest (332) accounting for 62.76% share amongst the Cities, followed by Madurai City (56), Tirunelveli City (53), Coimbatore City (41), Salem City (26) and Trichy City (21).

(iii) CULPABLE HOMICIDE NOT AMOUNTING TO MURDER:

Decrease: 33.33%

28 cases were reported during 2011 in the State. 6 Commissionerates together has contributed only 2 cases of **Culpable Homicide not amounting to Murder** during 2011. Of these, 3 cases contributing to 7.14% of the State share were reported from the cities, a decrease of 33.33% compared to 2010.

(iv) RAPE:

Decrease: 5.19%

677 cases were reported during 2011 in the State, 6 Commissionerates accounted for 128 of them, 18.91% of the State's share and a decrease by 5.19% compared to previous year. Chennai City reported the highest number of cases (76) followed by Salem City [23], Coimbatore City (9), Madurai City and Tirunelveli City (each 7) and Trichy City (6 cases).

(v) KIDNAPPING AND ABDUCTION:

Decrease: 2.55%

Commissionerates reported 191 cases under this head, out of a total of 1,984 (9.63%) cases reported in the State in 2011 as against 196 cases in 2010, showing a decrease of 2.55%. Chennai City recorded the highest incidence of 56, followed by Salem City (38), Trichy City (28), Coimbatore City (27), Madurai City (25) and Tirunelveli City (17 cases).

(vi) DACOITY:

Increase: 33.33 %

101 cases were reported during 2011 in the State. 8 cases alone reported from the Commissionerates and increased by 33.33% compared to previous year. Chennai City and Salem City reported the highest number of cases (each 3) followed by Madurai City, and Tirunelveli City (each 1 case). No case was reported in Coimbatore City and Trichy City.

(vii) PAREPARATION AND ASSEMBLY FOR DACOITY:

Decrease: 100%

11 cases have been reported during 2011 in the State whereas, no case was reported during 2010 in 6 Commissionerates thus showing a decrease of 100% compared to previous year.

(viii) ROBBERY:

Increase: 23.83%

2,066 cases were reported in the State during 2011. The Commissionerates contributed 478 cases (23.14%) and increased by 23.83% compared to previous year. Chennai City reported the highest incidence of (219) cases followed by Madurai City (85), Salem City (60), Coimbatore City (48), Tirunelveli City (36) and Trichy City (30).

(ix) BURGLARY:

Decrease: 0.09%

4,848 cases were reported in the State during 2011. The Commissionerates contributed 1123 (23.16%) and decreased by 0.09% compared to previous year. Chennai City (766) reported the highest incidence followed by Madurai City (106), Coimbatore City (105), Salem and Trichy City (each 55), and Tirunelveli City (36).

(x) THEFT:

Increase: 1.02%

13,924 cases were reported in the State during 2011. The Commissionerates contributed 4,947 (35.53%) and increased by 1.02% compared to previous year. Chennai City reported the highest incidence (2,866) followed by Coimbatore City (824), Madurai City (455), Trichy City (437), Salem City (273) and Tirunelveli City (92 Cases).

(xi) RIOTS:

Increase: 10.04%

3,009 cases were reported in the State during 2011. The Commissionerates contributed 252 (8.37%) and increased by 10.04% compared to previous year. Chennai City reported the highest incidence (160) followed by Coimbatore City

(30), Salem City (27), Madurai City (25) and Trichy City (10). No case was reported in Tirunelveli City.

(xii) CRIMINAL BREACH OF TRUST:
Decrease: 7.84%

238 cases were registered in the State during 2011. The Commissionerates contributed 47 cases (19.75%) and decreased by 7.84% compared to previous year. Chennai City reported the highest incidence (22) followed by Madurai City (10), Salem City (8), Coimbatore City (6) and Tirunelveli City (1). No case was reported in Trichy City.

(xiii) CHEATING:
Increase: 8.33%

3,872 cases were reported in the State during 2011. The Commissionerates contributed 1,314 cases (33.94%) and increased by 8.33% compared to previous year. Chennai City (767) reported the highest incidence, followed by Madurai City (183), Coimbatore City (171), Tirunelveli City (75), Salem City (61) and Trichy City (57 cases).

(iv) COUNTERFEITING:
Increase: 1.37%

275 cases were reported in the State during 2011. The Commissionerates contributed 148 cases (53.82%) and increased by 1.37% compared to previous year. Chennai City (99) registered the highest number of cases followed by Madurai City (20), Coimbatore City (19), Trichy City (8), and Salem City and Tirunelveli City (each 1 case).

(xv) ARSON:
Increase: 34.48%

706 cases were reported in the State during 2011. The Commissionerates contributed 39 cases (5.52%) and increased by 34.48% compared to previous year. Coimbatore City reported the highest number of cases (23) followed by Chennai City (7), Tirunelveli City (3) and Madurai City, Salem City and Tirunelveli City (each 2 cases).

(xvi) HURT/ GRIEVOUS HURT:
Decrease: 9.70%

21,167 cases were registered in the State during 2011. The Commissionerates contributed 2,663 cases (12.58%) and decreased by 9.70% compared to previous year. Chennai City reported the highest incidence (1466) followed by Coimbatore City (398), Salem City (355), Madurai City (171), Trichy City (142) and Tirunelveli City (131 cases).

(xvii) DOWRY DEATHS:
Decrease: 43.64%

152 cases were reported in the State during 2011. The Commissionerates contributed 31 cases (20.39%) and decreased by 43.64% compared to previous year. Chennai City reported the highest incidence (20) followed by Madurai City (5), Coimbatore City, Salem City and Trichy City (each 2). No case was reported in Tirunelveli City.

(xviii) MOLESTATION:
Decrease: 10.78%

1,467 cases were reported in the State during 2011. The Commissionerates contributed 172 cases (11.72%) and decreased by 10.88% compared to previous year. Chennai City reported the highest incidence (73), followed by Coimbatore City (32), Madurai City (22), Salem City (21), Trichy City (17) and Tirunelveli City (7).

(xix) SEXUAL HARASSMENT:
Decrease: 32.93%

464 cases were reported in the State during 2011. The Commissionerates contributed 165 cases (35.56%) and decreased by 32.93% compared to previous year. Chennai City reported the highest incidence (121) followed by Trichy City (26), Salem City (9) and Coimbatore City (5). No case was reported in Tirunelveli City.

(xx) CRUELTY BY HUSBAND AND HIS RELATIVES:

Increase: 19.0 %

1,812 cases were reported in the State during 2011. The Commissionerates contributed 451 cases (24.89%) and increased by 19.0% compared to previous year. Chennai City reported the highest incidence (229) followed by Coimbatore City (83), Madurai City (71), Salem City (38), Trichy City (33) and Tirunelveli City (2).

(xx) Importation of Girls

No Incidence of **Importation of Girls** case was reported during this year also.

(xxi) Causing Death by Negligence:

Decrease: 0.44%

16,076 cases were registered in the State during 2011. The Commissionerates

contributed 2,240 cases (13.93%) and increased by 0.44% compared to previous year. Chennai City reported the highest incidence (1,431) followed by Coimbatore City (283), Trichy City (174), Salem City (126), Madurai City (123) and Tirunelveli City (103 cases).

(xxii) OTHER IPC OFFENCES:

Increase: 7.62%

Under the head “Other IPC offences”, 1,15,163 cases were reported in the State during 2011. The Commissionerates contributed 21,190 cases (18.40%) and increased by 7.62% compared to previous year. Chennai City reported the highest incidence (12,464) followed by Trichy City (3,496), Salem City (3,445), Madurai City (2,873) Coimbatore City (1,898) and Tirunelveli City (1234 cases).

CHART - 2.1

DISTRIBUTION OF TOTAL COGNIZABLE IPC CRIMES IN 6 CITIES DURING - 2011

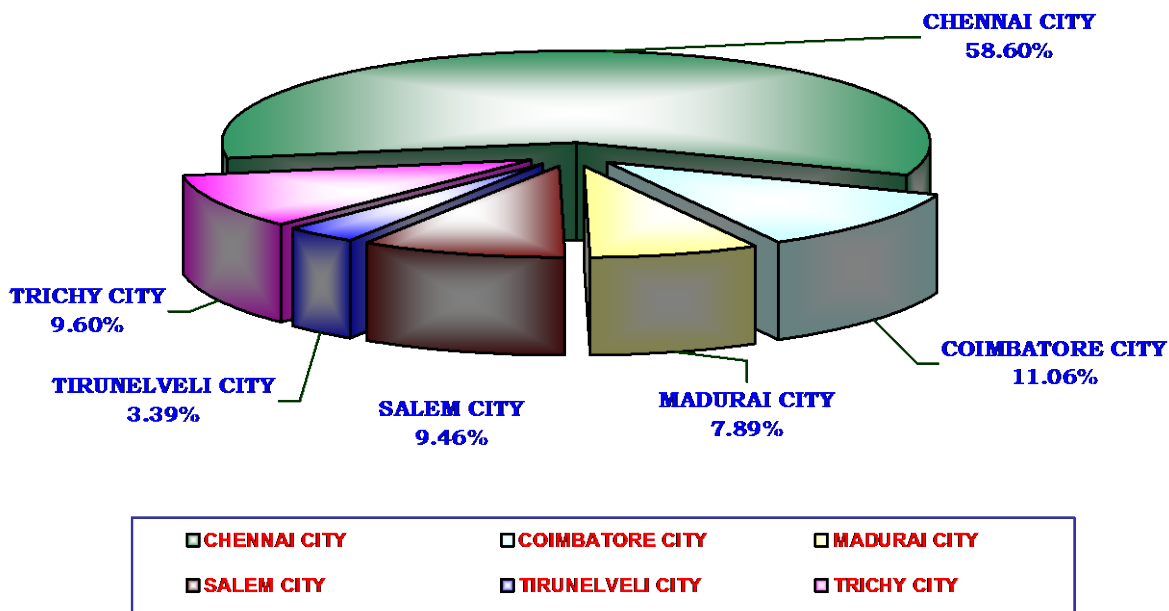


CHART- 2.2

**PERCENTAGE SHARE OF 6 CITIES TOWARDS
VARIOUS OFFENCES DURING 2011**

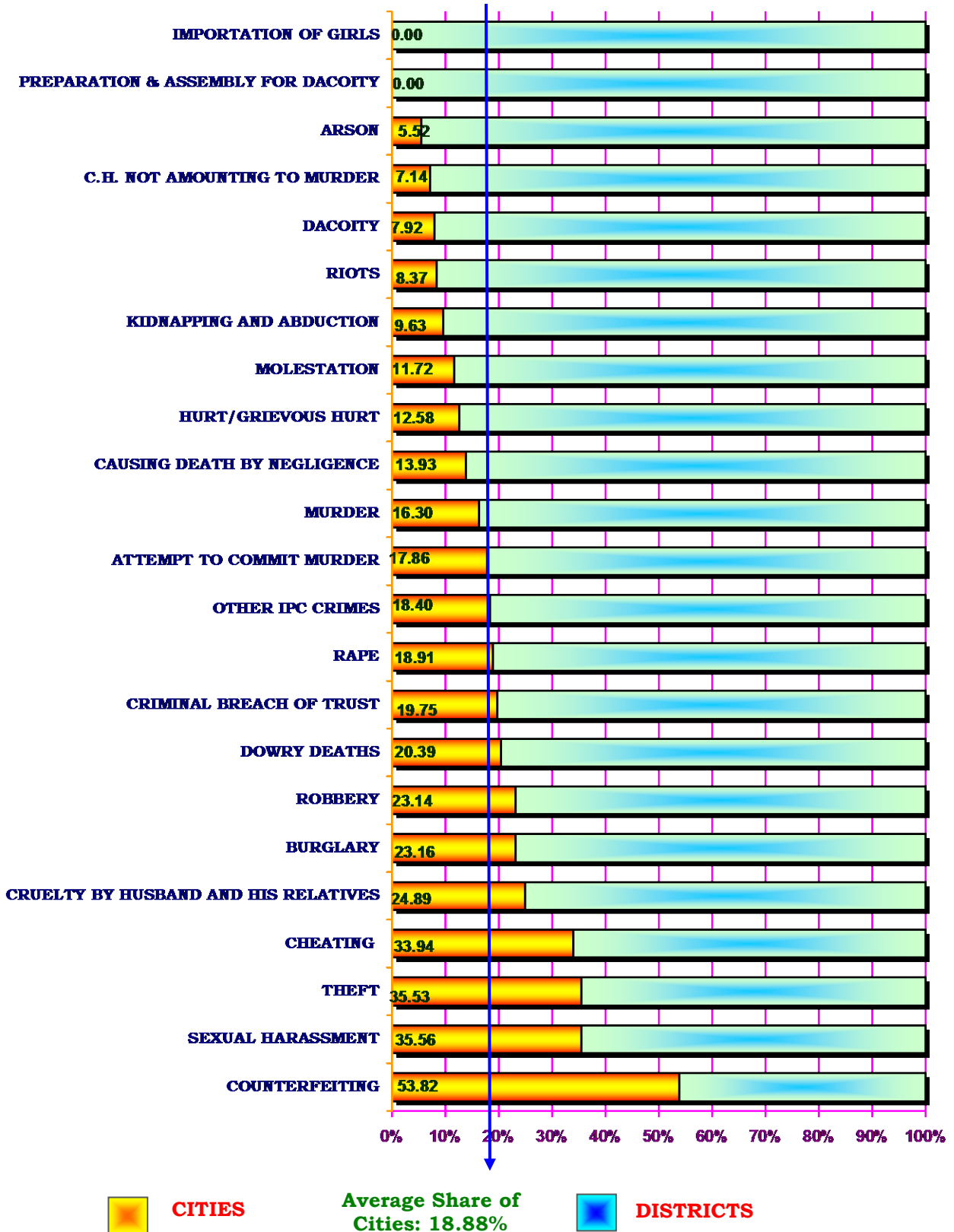
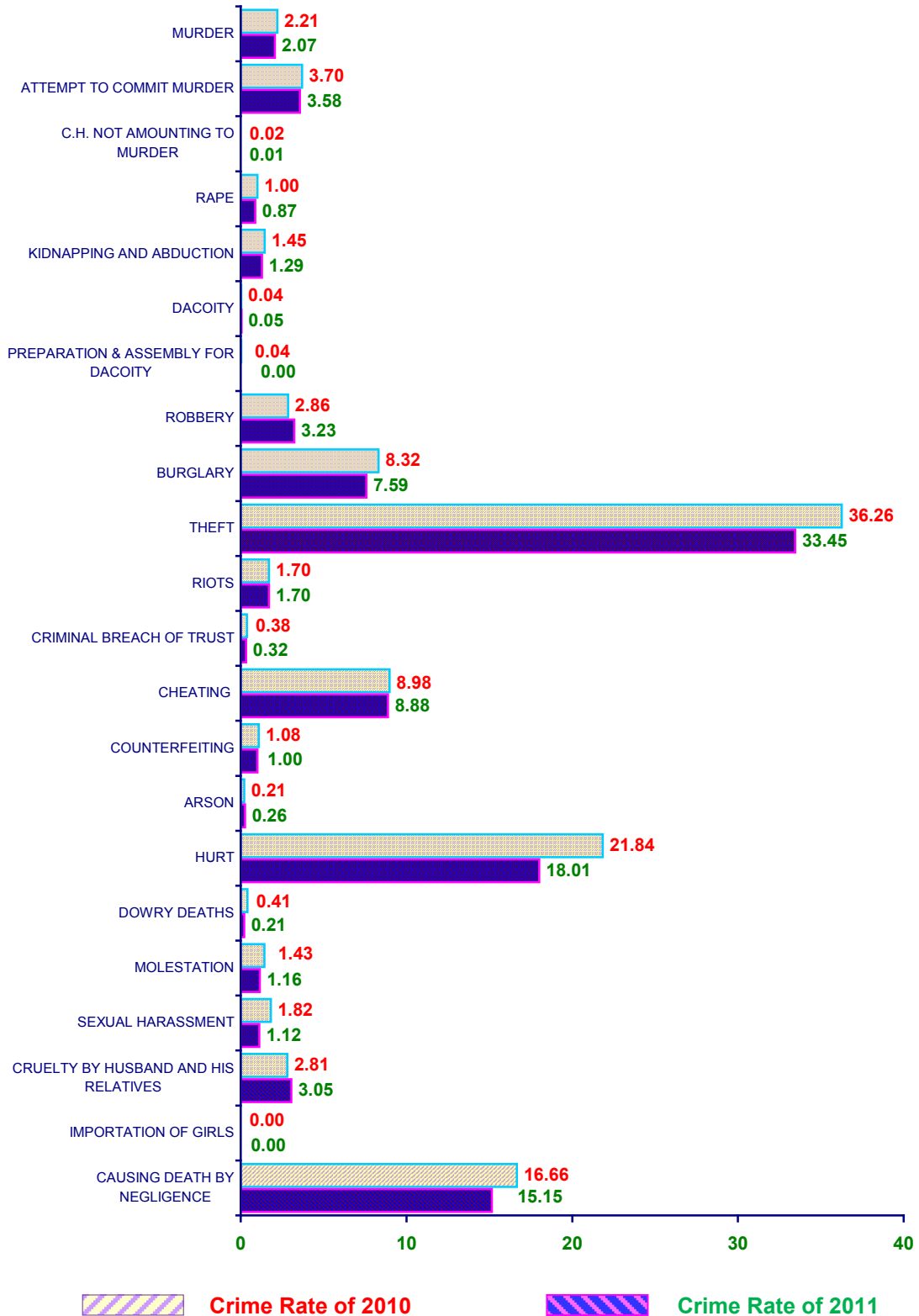


CHART- 2.3

RATE OF COGNIZABLE IPC CRIMES IN CITIES
UNDER DIFFERENT CRIME HEADS DURING 2010 AND 2011



5. SPECIAL & LOCAL LAWS (SLL)

Enforcement of SLL resulted in registration of 5,26,208 cases in the State during 2011. The Commissionerates contributed 1,45,082 cases, accounting for 27.56% of the total, a marginal increase of 0.72% over the previous year. Incidence of SLL Crimes is shown in **Table-2.5**. Percentage variation over the previous year is available in **Table-2.6**.

Head-wise incidence of crime under SLL and share of cities to overall figures for Tamil Nadu are presented in **Table -2.7**.

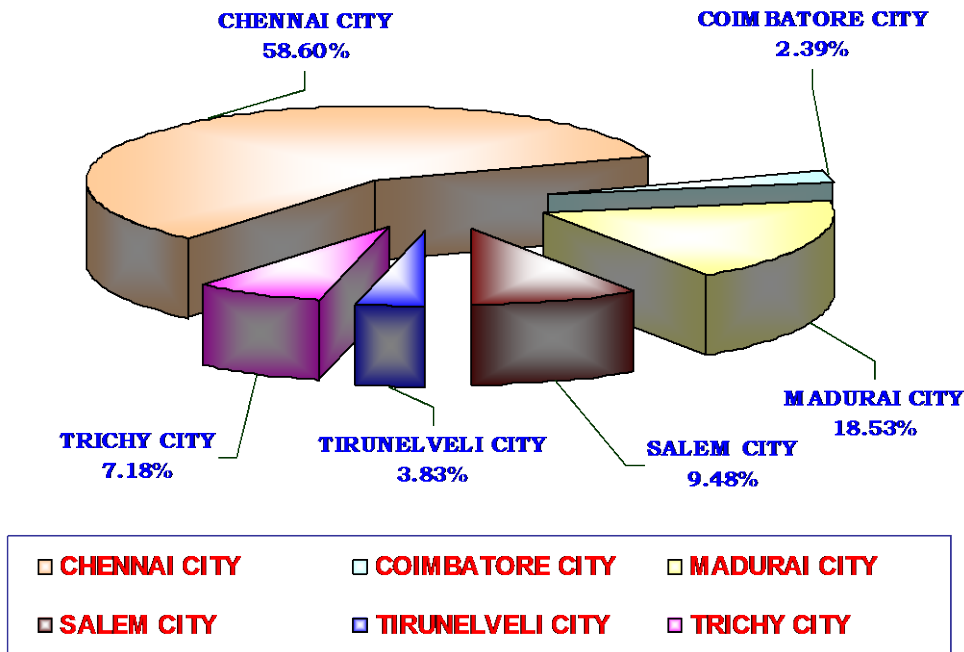
89.28% of all SLL cases registered in the Commissionerates belong to the category 'Other SLL Crimes'.

No case was reported from the Commissionerates under Excise act, Indian Railways Act, PCR Act, Terrorist & Disruptive Activities Act, Antiquity and art Treasure act, Child Marriage Restraint Act, Indecent Representation of Women (P) Act, and Sati Prevention Act during this year.

Distribution of SLL Crimes in the 6 Cities is depicted in **Chart-2.4**. Percentage variation in incidence of SLL Crimes in Cities is given in **Chart-2.5**.

CHART - 2.4

DISTRIBUTION OF TOTAL COGNIZABLE SLL CRIMES IN 6 CITIES DURING -2011



6. SLL CRIME PATTERN IN CITIES

(i) ARMS ACT:
Decrease: 90.00%

138 cases were registered in the State during 2011. The Commissionerates contributed 8 cases (5.80%) and decreased by 57.89% compared to previous year. The highest incidence was reported in Chennai City (4) followed by Tirunelveli City (3) and

Trichy City (1). No case was reported in Coimbatore, Madurai and Salem Cities.

(ii) NDPS ACT:
Increase: 36.30%

1,417 cases were registered under **Narcotic Drugs & Psychotropic Substances Act** during 2011 in the State. The Commissionerates contributed 368 cases (25.97%) and increased by 36.30%

compared to previous year. The highest incidence was reported in Chennai City (131) followed by Coimbatore City (118), Madurai City (64), Trichy City (32), Tirunelveli City (12) and Salem City (11).

(iii) GAMBLING ACT:

Decrease: 20.47%

8,618 cases were booked under this Act in the State during 2011. The Commissionerates contributed 897 cases (10.41%) of the total cases reported and decreased by 20.47% compared to previous year. Chennai City (403) has reported the highest number of cases followed by Coimbatore City (159), Tirunelveli City (142), Madurai City (86), Salem City (70), and Trichy City (37 cases).

(iv) PROHIBITION ACT:

Increase: 54.24 %

95,311 cases were booked in the State in 2011. The Commissionerates contributed 12,640 cases (13.26%) of the total cases reported and increased by 54.24% compared to previous year. Chennai City has reported the highest incidence (9,492) followed by Salem City (913), Madurai City (860), Trichy City (572), Tirunelveli City (539) and Coimbatore City (264 cases).

(v) EXPLOSIVES AND EXPLOSIVE SUBSTANCES ACT:

Increase : 200%

The State recorded 325 cases under this Act during 2011. The Commissionerates contributed 9 cases (2.77%) and increased by 200% compared to previous year. The highest incidence was reported in Tirunelveli City (4) followed by Madurai City (3) and Salem and Trichy Cities (each 1). No case was reported in Chennai and Coimbatore Cities.

(vi) IMMORAL TRAFFIC (PREVENTION) ACT:

Decrease: 21.32%

420 cases were booked under this Act in the State during 2011. The Commissionerates contributed 251 cases (59.76%) of the total cases reported and has decreased by 21.32% compared to previous year. Chennai City (137) has reported the highest incidence followed by Coimbatore City (50), Trichy City (38), Madurai City (9), Tirunelveli City (4) and Salem City (3).

(vii) REGISTRATION OF FOREIGNERS ACT :

Decrease: 18.18%

9 out of 14 cases registered in the State were contributed by the Commissionerates, accounting for 64.29% of the state share and decreased by 18.18% compared to previous year. Trichy City (7) followed by Chennai City (2). No case was reported in the remaining 4 Cities.

(viii) INDIAN PASSPORT ACT:

Decrease: 38.46%

195 cases were registered under the Indian Passport Act in the State during 2011. 152 cases (77.95%) were reported in the Commissionerates and decreased by 38.46% compared to previous year. Chennai City (103) has reported the highest incidence followed by Trichy City (37) and Coimbatore City (12). No case was reported in Madurai, Salem and Tirunelveli Cities.

(ix) ESSENTIAL COMMODITIES ACT:

No Change

193 cases were registered under **Essential Commodities Act** during 2011 in the State. 12 cases were registered in the Commissionerates contributing thereby 6.22% to the state share and no change when compared to previous year. Madurai City registered (8) followed by Chennai City and Coimbatore City (each 2). No case was registered in other three Cities under this head.

(x) DOWRY PROHIBITION ACT:

Decrease : 46.67%

195 cases were booked under this Act in the State during 2011. The Commissionerates registered 8 cases contributing 4.10% to the state share and decreased by 46.67% compared to previous year. All the 8 cases were reported in Tirunelveli City and no case was registered in other Commissionerates under this head.

(xi) INDECENT REPRESENTATION OF WOMEN (P) ACT:

Decrease: 100%

Only 10 cases were registered in the state during 2011. No case was reported in Commissionerates and decreased by 100% compared to previous year.

(xii) COPYRIGHTS ACT:

Increase: 24.43%

2,636 cases were registered in the State during this year. The Commissionerates registered 1,146 cases contributing 43.47% of the total offences and increased by 24.43% compared to previous year. High incidence of violation of this Act was reported in Chennai City (675) followed by Salem City (182), Coimbatore

City (134), Madurai City (74) Trichy City (51) and Tirunelveli City (30).

(xiii) SC/ST (PREVENTION OF ATROCITIES) ACT:

Increase: 6.12%

1,015 cases were reported under SC/ST (Prevention of atrocities) Act in the State during 2011. 52 cases were registered in the Commissionerates, amounting to 5.12% of the total and increased by 6.12% compared to previous year. Highest incidence was reported in Coimbatore City and Tirunelveli City (12), Chennai City (11), Trichy City (10), Salem City (6) and Madurai City (6).

(xiv) OTHER SLL :

Decrease: 2.50%

4,15,690 cases were registered in the State during 2011. The Commissionerates contributed 1,29,529 cases were registered in the Commissionerates amounting to 31.16% of the total and decreased by 2.50% compared to previous year. Chennai City registered highest number (74,058) followed by Madurai City (25,777), Salem City (12,561), Trichy City (9,616), Tirunelveli City (4,797) and Coimbatore City (2,720 cases).

CHART - 2.5
PERCENTAGE VARIATION OF SLL CRIMES IN CITIES
IN 2010 OVER 2011

