



REPUBLIC OF MAURITIUS

MINISTRY OF FINANCE AND ECONOMIC DEVELOPMENT

STATISTICS MAURITIUS

**2011**

# **HOUSING AND POPULATION CENSUS**

Republic of Mauritius

**VOLUME II: DEMOGRAPHIC AND FERTILITY CHARACTERISTICS**

October 2012

## FOREWORD

This report is the second in the series showing the results of the 2011 Housing and Population Census. The first was published in November 2011 and contained the results of the Housing Census which preceded the Population Census by a few months. The present report presents data on the demographic and fertility characteristics of the population. The longer delay in producing the Population Census tables is due to the larger volume and greater complexity of the population data as compared to the housing data.

Data published in this report have been prepared at different geographical area levels. The code in the left-hand margin of the table of contents indicates the geographical level at which the tables are presented, namely, I: island level, D: district level and R: Municipal Council Ward and Village Council Area level.

Like all census data, the figures presented in the tables may still contain slight inaccuracies, which will be too costly to identify and correct. However, these do not in any way detract from the quality of the data and their usefulness. It is hoped that the present report will be particularly useful to administrators, planners and policy makers, and the public in general.

This report is the result of the efforts of many persons and organisations and I am grateful to all of them. In particular, I would like to thank members of the public for their understanding and co-operation, the census fieldstaff, the Mauritius Broadcasting Corporation, the Government Printer, the firm Urgence Informatique Europe which provided scanning services, and my own staff.

L.F.Cheung Kai Suet (Ms)  
**Director of Statistics**

Statistics Mauritius  
Port Louis  
**MAURITIUS**

October 2012

## CONTENTS

| Area<br>Level | Table   | Page |
|---------------|---|------|
|               | Introduction .....  | i    |
|               | Concepts and Definitions .....  | iii  |
| D             | D1 - Resident population and resident population in private households by geographical district, single year of age and sex .....                 | 1    |
| R             | D2 - Resident population by geographical location, age and sex .....  | 37   |
| D             | D3 - Resident population by geographical district, marital status, age and sex .....  | 53   |
| I             | D4 - Population present on Census night and resident population by nationality and sex .....  | 65   |
| I             | D5 - Resident population by religion and sex .....  | 68   |
| R             | D6 - Resident population by geographical location and religious group .....   | 71   |
| I             | D7 - Resident population by language of forefathers and sex .....   | 75   |
| I             | D8 - Resident population by language usually spoken at home and sex .....   | 81   |
| R             | D9 - Resident population by geographical location and language usually spoken at home .....   | 87   |
| I             | D10 - Resident population by language of forefathers and language usually spoken at home .....  | 91   |
| I             | F1 - Ever-married resident female population 10 years of age and over by geographical district, age and number of children ever born alive .....  | 94   |
| I             | F2 - Ever-married resident female population 10 years of age and over by age, number of children ever born alive and educational attainment ..... | 98   |

## CONTENTS (cont'd)

| Area<br>Level   | Table  | Page |
|---|--|------|
| I   | F3 - Ever-married resident female population 10 years of age and over by age, number of children ever born alive and type of economic activity .....                         | 104  |
| I   | F4 - Employed ever-married resident female population 10 years of age and over by age, number of children ever born alive and major occupational group .....                 | 110  |
| I   | F5 - Female resident population 10 years of age and over, currently married only once, by age at marriage, duration of marriage and number of children ever born alive ..... | 125  |
| Appendix I - Map of Island of Mauritius showing Municipal and Village Council Areas by district ..... |  | 137  |
| Appendix II – Description of codes of Municipal and Village Council Areas .....                       |  | 138  |
| Appendix III - Map of Island of Rodrigues showing six local regions .....                             |  | 140  |
| Appendix IV - List of localities within each local region defined for Rodrigues .....                 |  | 141  |
| Specimen of Population Census questionnaire .....   |  | 142  |

## **Introduction**

### **1. Background**

The history of census taking in Mauritius dates back to the eighteenth century. The Population Census conducted in year 2011 was the eighteenth for the Island of Mauritius and the eighth for the Island of Rodrigues.

### **2. Strategy**

The 2011 Housing and Population Census, which cost about 200 million rupees and mobilised some 7,200 field officers, was taken in two distinct rounds: the Housing Census followed by the Population Census. The main reason for adopting this procedure was to obtain at the Housing Census a list of names and addresses of heads of households which served as frame for the Population Census.

The Housing Census was conducted from 31 January to 19 June 2011 and the Population Census from 20 June to 31 July 2011 in respect of all persons alive on the night of 3 - 4 July 2011.

The Population Census questionnaire, a copy of which is at the end of the report, was filled in by fieldstaff with information provided by respondents. The data was captured by making use of scanning and recognition technology. The software EDMS.Imaging® was used to check for scanning errors and for correction using the Key from Image (KFI) technique. Coding was done through a computer-assisted program while validation and tabulation were done using the software Integrated Microcomputer Processing System (IMPS) for Censuses and Surveys, which was developed by the International Programs Center of the US Bureau of the Census.

### **3. Coverage**

The Housing and Population Census covered the Islands of Mauritius, Rodrigues and Agalega. As regards St Brandon, only a count of persons spending the census night was made; these islands are mainly fishing outposts, with no permanent residents.

### **4. Population enumerated**

The Census counted all persons present on Census night in all private households and communal establishments, including collective quarters, as well as usual residents who were absent on Census night. Combinations of answers to questions asked on whereabouts and usual address enable both the present population (de facto) and the resident population (de jure) counts.

At the 2011 Census the "de facto" population was 1,237,299 in the Republic of Mauritius whereas the resident population was 1,237,091. Census tables, unless otherwise stated, show the resident population; the distribution by the different islands was as follows:

| <b>Island</b>                    | <b>Area<br/>(sq. km)</b> | <b>Male</b>    | <b>Female</b>  | <b>Both sexes</b> |
|----------------------------------|--------------------------|----------------|----------------|-------------------|
| Island of Mauritius              | 1,865                    | 590,944        | 605,439        | 1,196,383         |
| Island of Rodrigues              | 104                      | 19,904         | 20,530         | 40,434            |
| Agalega                          | 70                       | 174            | 100            | 274               |
| St. Brandon                      | 1                        | -              | -              | -                 |
| <b>Republic of<br/>Mauritius</b> | <b>2,040</b>             | <b>611,022</b> | <b>626,069</b> | <b>1,237,091</b>  |

None of the published tables include Agalega and St. Brandon. The exclusion of the very small resident population in Agalega does not affect the usefulness of the tables. As for St. Brandon, there were no permanent residents at the time of the census, although 25 men, mostly fishermen, were present on the island on Census night.

## **5. Area level of tabulation**

Different area levels of tabulation are used in this publication. An indication on the area levels at which tables are presented is given in the table of contents.

Several census tables have been prepared down to the level of Municipal Council Wards or Village Council Areas (MCW/VCA). Maps showing boundaries of the Municipal Council Wards and Village Council Areas are included in the Appendices together with a list of these areas within each district and their codes. All Municipal Ward and Village Council Area boundaries are given as they were on 3 July 2011, and all census data are in relation to these boundaries. Comparison of the 2011 Census data with the 2000 Census data at MCW/VCA level should be made with caution since there have been revisions of boundaries between the two censuses.

As regards Rodrigues, 6 local regions grouping adjacent localities were demarcated at the 2011 Census and some tables are published accordingly. A map showing the boundaries of these 6 local regions as well as a list of localities found therein are included in the Appendices.

## 6. Publication of results

The Housing Census data were published in November 2011 as Volume I of the series of the 2011 Census reports. The present report is the second in the series and contains data on the demographic and fertility characteristics of the population. In the coming month, several additional reports will be published showing information on economic, education, household, migration and disability characteristics.

## 7. Concepts, definitions and classifications

### (a) Household

A household is either:

- (i) a one-person household, i.e., a person who makes provision for his own food or other essentials for living without combining with any other person to form part of a multi-person household; or
- (ii) a multi-person household, i.e., a group of two or more persons living together who make common provision for food or other essentials for living. The persons in the group may pool their incomes and have a common budget to a greater or lesser extent; they may be related or unrelated persons or a combination of both.

### (b) Family nucleus

A family nucleus is either a couple with or without unmarried children, or a lone parent with unmarried children.

### (c) Household type

One person household is defined as a private household with only one usual resident.

A nuclear household is defined as a private household consisting entirely of a single family nucleus.

An extended household is defined as a private household consisting of any one of the following:

- (i) a single family nucleus plus other persons related to the nucleus
- (ii) two or more family nuclei related to each other, without any other persons
- (iii) two or more family nuclei related to each other with other persons related to at least one of the family nuclei
- (iv) two or more persons related to each other, none of whom constitute a family nucleus

A composite household is defined as a private household consisting of any one of the following:

- (i) a single family nucleus plus other persons, some or none of whom being related to the nucleus
- (ii) two or more family nuclei related to each other plus other persons, some or none of whom being related to any of the nuclei
- (iii) two or more persons related to each other, none of whom constitute a family nucleus plus other unrelated persons
- (iv) two or more family nuclei not related to each other
- (v) Non-related persons only

(d) Enumerated population This category includes all persons who spent census night in the household (whether private or communal) as well as persons who usually live in the household but were absent on census night.

(e) Present population This category includes all persons who spent census night in the household.

(f) Resident population The resident population is a count of all usual residents of a country at the time of the census. For census purposes, "usual residence" is defined as the place at which the person lives at the time of the census, and has been there continuously for the past 12 months or intends to live there continuously for at least 12 months.

(g) Languages read and written (literacy) Persons were asked to state the language(s) in which they could, with understanding, both read and write a short, simple statement in their everyday life.

(h) Educational attainment For persons not attending school, this refers to the highest level of education completed, whereas for persons attending school it refers to the standard, form or course being attended.

Post-secondary education of the type that leads to an award not equivalent to a first university degree has been classified as vocational and technical training if the course has a "practical" orientation aimed at skilled and responsible employment.



(i) Disability                      Persons were asked about any long-term disability, i.e. any limitation to perform a daily life activity in a manner considered normal for persons of their age.

Persons were asked to report all disabilities that they had. However, each disabled person was counted only once. The classification used for tabulation is as follows:

- EYE                                      -    A: Seeing even if wearing glasses
- EAR                                      -    B: Hearing even if using a hearing aid
- MTION                                   -    C: Walking or climbing stairs
- LEARN                                   -    D: Remembering, concentrating or acquiring education and learning
- PERSONAL CARE                      -    E: Looking after oneself with regard to feeding, personal care and hygiene
- SPEECH                                   -    F: Speaking and talking
- MANU                                     -    G: Manual activities such as gripping and holding
- BEHAVIOUR                            -    H: Disturbances of behaviour, including antisocial behaviour, maladjustment and liability to self injury

(j) Currently employed                      This category includes (i) any person, aged 16 years and over who worked for at least one hour during the week from Monday 27 June to Sunday 3 July 2011, and (ii) any person who held a job during that week although he/she did not do any work. Work means any work for pay, profit or family gain, including self-employment with or without employees as well as work without pay in a family enterprise or farm; but it excludes housework in one's own home.

(k) Currently unemployed                      These are persons aged 16 years and over who had not worked for at least one hour during the week from Monday 27 June to Sunday 3 July 2011, and did not hold a job during that week, and took active steps to look for work anytime during the previous 4 weeks, and were available for work during the week ending 3 July 2011.

(l) Currently active                              This category consists of the currently employed and the currently unemployed population.

- (m) Currently inactive      This category consists of persons who were currently neither employed nor unemployed.
- (n) Occupation      This was the job at which the person worked the most hours during the reference period. The National Standard Classification of Occupations, an adapted version of the 2008 International Standard Classification of Occupations was used for coding.
- (o) Kind of business, industry or service      This was the kind of business, industry or service activities carried on at the person's place of work. The National Standard Industrial Classification of Economic Activities, based on the International Standard Industrial Classification of Economic Activities – ISIC Rev.4 of 2007, was used for coding.

Table D1 - Resident population and resident population in private households by geographical district, single year of age and sex

| Country, Island,<br>Geographical District,<br>and Age (in years) | Resident population |         |         | Resident population in private households |         |         |
|--|---------------------|---------|---------|---|---------|---------|
|  | Both sexes          | Male    | Female  | Both sexes                                | Male    | Female  |
| REPUBLIC OF MAURITIUS  |                     |         |         |   |         |         |
| All ages . . . . .   | 1,236,817           | 610,848 | 625,969 | 1,210,329                                 | 595,496 | 614,833 |
| 0 - 4 . . . . .  | 73,078              | 36,702  | 36,376  | 72,888                                    | 36,595  | 36,293  |
| Under 1 . . . . .  | 12,307              | 6,151   | 6,156   | 12,225                                    | 6,103   | 6,122   |
| 1 . . . . .  | 14,211              | 7,117   | 7,094   | 14,183                                    | 7,099   | 7,084   |
| 2 . . . . .  | 14,832              | 7,449   | 7,383   | 14,802                                    | 7,433   | 7,369   |
| 3 . . . . .  | 15,638              | 7,819   | 7,819   | 15,618                                    | 7,810   | 7,808   |
| 4 . . . . .  | 16,090              | 8,166   | 7,924   | 16,060                                    | 8,150   | 7,910   |
| 5 - 9 . . . . .  | 89,015              | 44,947  | 44,068  | 88,888                                    | 44,885  | 44,003  |
| 5 . . . . .  | 16,786              | 8,619   | 8,167   | 16,762                                    | 8,604   | 8,158   |
| 6 . . . . .  | 17,635              | 8,853   | 8,782   | 17,606                                    | 8,838   | 8,768   |
| 7 . . . . .  | 17,935              | 9,090   | 8,845   | 17,914                                    | 9,082   | 8,832   |
| 8 . . . . .  | 18,464              | 9,248   | 9,216   | 18,436                                    | 9,235   | 9,201   |
| 9 . . . . .  | 18,195              | 9,137   | 9,058   | 18,170                                    | 9,126   | 9,044   |
| 10 - 14 . . . . .  | 93,639              | 47,302  | 46,337  | 93,434                                    | 47,220  | 46,214  |
| 10 . . . . .   | 19,201              | 9,699   | 9,502   | 19,162                                    | 9,680   | 9,482   |
| 11 . . . . .   | 18,963              | 9,640   | 9,323   | 18,932                                    | 9,626   | 9,306   |
| 12 . . . . .   | 18,371              | 9,298   | 9,073   | 18,337                                    | 9,284   | 9,053   |
| 13 . . . . .   | 18,365              | 9,319   | 9,046   | 18,311                                    | 9,308   | 9,003   |
| 14 . . . . .   | 18,739              | 9,346   | 9,393   | 18,692                                    | 9,322   | 9,370   |
| 15 - 19 . . . . .  | 101,008             | 50,715  | 50,293  | 100,665                                   | 50,534  | 50,131  |
| 15 . . . . .   | 19,246              | 9,636   | 9,610   | 19,197                                    | 9,621   | 9,576   |
| 16 . . . . .   | 19,995              | 10,042  | 9,953   | 19,927                                    | 10,013  | 9,914   |
| 17 . . . . .   | 20,218              | 10,156  | 10,062  | 20,145                                    | 10,110  | 10,035  |
| 18 . . . . .   | 20,921              | 10,384  | 10,537  | 20,854                                    | 10,347  | 10,507  |
| 19 . . . . .   | 20,628              | 10,497  | 10,131  | 20,542                                    | 10,443  | 10,099  |
| 20 - 24 . . . . .  | 92,671              | 46,871  | 45,800  | 89,031                                    | 44,663  | 44,368  |
| 20 . . . . .   | 19,812              | 10,108  | 9,704   | 19,537                                    | 9,912   | 9,625   |
| 21 . . . . .   | 19,221              | 9,678   | 9,543   | 18,734                                    | 9,398   | 9,336   |
| 22 . . . . .   | 18,846              | 9,550   | 9,296   | 18,060                                    | 9,100   | 8,960   |
| 23 . . . . .   | 18,004              | 9,061   | 8,943   | 16,920                                    | 8,405   | 8,515   |
| 24 . . . . .   | 16,788              | 8,474   | 8,314   | 15,780                                    | 7,848   | 7,932   |
| 25 - 29 . . . . .  | 90,937              | 45,589  | 45,348  | 83,131                                    | 41,461  | 41,670  |
| 25 . . . . .   | 16,580              | 8,361   | 8,219   | 15,300                                    | 7,620   | 7,680   |
| 26 . . . . .   | 17,515              | 8,763   | 8,752   | 15,837                                    | 7,920   | 7,917   |
| 27 . . . . .   | 18,051              | 9,047   | 9,004   | 16,481                                    | 8,232   | 8,249   |
| 28 . . . . .   | 18,562              | 9,303   | 9,259   | 16,900                                    | 8,451   | 8,449   |
| 29 . . . . .   | 20,229              | 10,115  | 10,114  | 18,613                                    | 9,238   | 9,375   |
| 30 - 34 . . . . .  | 103,429             | 52,182  | 51,247  | 98,290                                    | 49,046  | 49,244  |
| 30 . . . . .   | 20,715              | 10,472  | 10,243  | 19,481                                    | 9,719   | 9,762   |
| 31 . . . . .   | 22,060              | 11,043  | 11,017  | 20,783                                    | 10,319  | 10,464  |
| 32 . . . . .   | 21,009              | 10,660  | 10,349  | 19,992                                    | 10,020  | 9,972   |
| 33 . . . . .   | 20,434              | 10,258  | 10,176  | 19,574                                    | 9,720   | 9,854   |
| 34 . . . . .   | 19,211              | 9,749   | 9,462   | 18,460                                    | 9,268   | 9,192   |
| 35 - 39 . . . . .  | 87,797              | 44,241  | 43,556  | 84,927                                    | 42,398  | 42,529  |
| 35 . . . . .   | 18,145              | 9,118   | 9,027   | 17,434                                    | 8,641   | 8,793   |
| 36 . . . . .   | 18,700              | 9,490   | 9,210   | 18,024                                    | 9,057   | 8,967   |
| 37 . . . . .   | 18,287              | 9,139   | 9,148   | 17,797                                    | 8,825   | 8,972   |
| 38 . . . . .   | 16,082              | 8,153   | 7,929   | 15,574                                    | 7,829   | 7,745   |
| 39 . . . . .   | 16,583              | 8,341   | 8,242   | 16,098                                    | 8,046   | 8,052   |

Table D1 - Resident population and resident population in private households by geographical district, single year of age and sex

| Country, Island,<br>Geographical District,<br>and Age (in years) | Resident population |        |        | Resident population in private households |        |        |
|--|---------------------|--------|--------|---|--------|--------|
|  | Both sexes          | Male   | Female | Both sexes                                | Male   | Female |
| REPUBLIC OF MAURITIUS  |                     |        |        |   |        |        |
| 40 - 44 . . . . .  | 89,386              | 45,150 | 44,236 | 87,648                                    | 44,019 | 43,629 |
| 40 . . . . .   | 16,829              | 8,534  | 8,295  | 16,332                                    | 8,223  | 8,109  |
| 41 . . . . .   | 18,167              | 9,215  | 8,952  | 17,783                                    | 8,974  | 8,809  |
| 42 . . . . .   | 17,019              | 8,597  | 8,422  | 16,692                                    | 8,393  | 8,299  |
| 43 . . . . .   | 19,005              | 9,496  | 9,509  | 18,728                                    | 9,299  | 9,429  |
| 44 . . . . .   | 18,366              | 9,308  | 9,058  | 18,113                                    | 9,130  | 8,983  |
| 45 - 49 . . . . .  | 99,341              | 49,800 | 49,541 | 98,346                                    | 49,048 | 49,298 |
| 45 . . . . .   | 20,664              | 10,439 | 10,225 | 20,388                                    | 10,230 | 10,158 |
| 46 . . . . .   | 19,655              | 9,826  | 9,829  | 19,436                                    | 9,669  | 9,767  |
| 47 . . . . .   | 20,272              | 10,194 | 10,078 | 20,110                                    | 10,069 | 10,041 |
| 48 . . . . .   | 19,294              | 9,684  | 9,610  | 19,119                                    | 9,552  | 9,567  |
| 49 . . . . .   | 19,456              | 9,657  | 9,799  | 19,293                                    | 9,528  | 9,765  |
| 50 - 54 . . . . .  | 86,337              | 42,996 | 43,341 | 85,695                                    | 42,559 | 43,136 |
| 50 . . . . .   | 17,872              | 9,019  | 8,853  | 17,730                                    | 8,926  | 8,804  |
| 51 . . . . .   | 17,496              | 8,701  | 8,795  | 17,348                                    | 8,594  | 8,754  |
| 52 . . . . .   | 17,365              | 8,552  | 8,813  | 17,235                                    | 8,461  | 8,774  |
| 53 . . . . .   | 16,661              | 8,206  | 8,455  | 16,560                                    | 8,142  | 8,418  |
| 54 . . . . .   | 16,943              | 8,518  | 8,425  | 16,822                                    | 8,436  | 8,386  |
| 55 - 59 . . . . .  | 73,054              | 35,713 | 37,341 | 72,555                                    | 35,400 | 37,155 |
| 55 . . . . .   | 16,184              | 8,009  | 8,175  | 16,087                                    | 7,946  | 8,141  |
| 56 . . . . .   | 14,326              | 6,995  | 7,331  | 14,239                                    | 6,931  | 7,308  |
| 57 . . . . .   | 14,364              | 6,930  | 7,434  | 14,268                                    | 6,876  | 7,392  |
| 58 . . . . .   | 14,741              | 7,189  | 7,552  | 14,628                                    | 7,127  | 7,501  |
| 59 . . . . .   | 13,439              | 6,590  | 6,849  | 13,333                                    | 6,520  | 6,813  |
| 60 - 64 . . . . .  | 57,342              | 27,143 | 30,199 | 56,930                                    | 26,932 | 29,998 |
| 60 . . . . .   | 14,551              | 7,034  | 7,517  | 14,447                                    | 6,970  | 7,477  |
| 61 . . . . .   | 12,658              | 6,043  | 6,615  | 12,593                                    | 6,010  | 6,583  |
| 62 . . . . .   | 10,953              | 5,143  | 5,810  | 10,849                                    | 5,093  | 5,756  |
| 63 . . . . .   | 10,156              | 4,684  | 5,472  | 10,092                                    | 4,658  | 5,434  |
| 64 . . . . .   | 9,024               | 4,239  | 4,785  | 8,949                                     | 4,201  | 4,748  |
| 65 - 69 . . . . .  | 35,439              | 15,846 | 19,593 | 35,112                                    | 15,687 | 19,425 |
| 65 . . . . .   | 7,557               | 3,406  | 4,151  | 7,486                                     | 3,372  | 4,114  |
| 66 . . . . .   | 8,468               | 3,807  | 4,661  | 8,404                                     | 3,775  | 4,629  |
| 67 . . . . .   | 7,859               | 3,501  | 4,358  | 7,786                                     | 3,465  | 4,321  |
| 68 . . . . .   | 5,787               | 2,531  | 3,256  | 5,727                                     | 2,506  | 3,221  |
| 69 . . . . .   | 5,768               | 2,601  | 3,167  | 5,709                                     | 2,569  | 3,140  |
| 70 - 74 . . . . .  | 25,375              | 10,986 | 14,389 | 25,018                                    | 10,808 | 14,210 |
| 70 . . . . .   | 5,362               | 2,367  | 2,995  | 5,281                                     | 2,323  | 2,958  |
| 71 . . . . .   | 5,611               | 2,443  | 3,168  | 5,543                                     | 2,404  | 3,139  |
| 72 . . . . .   | 5,004               | 2,170  | 2,834  | 4,938                                     | 2,135  | 2,803  |
| 73 . . . . .   | 4,724               | 2,025  | 2,699  | 4,653                                     | 1,996  | 2,657  |
| 74 . . . . .   | 4,674               | 1,981  | 2,693  | 4,603                                     | 1,950  | 2,653  |
| 75 - 79 . . . . .  | 18,044              | 7,349  | 10,695 | 17,746                                    | 7,237  | 10,509 |
| 75 . . . . .   | 4,295               | 1,771  | 2,524  | 4,229                                     | 1,746  | 2,483  |
| 76 . . . . .   | 4,070               | 1,658  | 2,412  | 3,997                                     | 1,629  | 2,368  |
| 77 . . . . .   | 3,797               | 1,578  | 2,219  | 3,745                                     | 1,558  | 2,187  |
| 78 . . . . .   | 3,253               | 1,300  | 1,953  | 3,200                                     | 1,280  | 1,920  |
| 79 . . . . .   | 2,629               | 1,042  | 1,587  | 2,575                                     | 1,024  | 1,551  |

Table D1 - Resident population and resident population in private households by geographical district, single year of age and sex

| Country, Island,<br>Geographical District,<br>and Age (in years) | Resident population |       |        | Resident population in private households |       |        |
|--|---------------------|-------|--------|---|-------|--------|
|  | Both sexes          | Male  | Female | Both sexes                                | Male  | Female |
| REPUBLIC OF MAURITIUS  |                     |       |        |   |       |        |
| 80 - 84. . . . .   | 11,369              | 4,176 | 7,193  | 11,055                                    | 4,088 | 6,967  |
| 80 . . . . .   | 2,493               | 901   | 1,592  | 2,424                                     | 886   | 1,538  |
| 81 . . . . .   | 2,448               | 939   | 1,509  | 2,383                                     | 920   | 1,463  |
| 82 . . . . .   | 2,327               | 847   | 1,480  | 2,269                                     | 831   | 1,438  |
| 83 . . . . .   | 2,171               | 801   | 1,370  | 2,112                                     | 788   | 1,324  |
| 84 . . . . .   | 1,930               | 688   | 1,242  | 1,867                                     | 663   | 1,204  |
| 85 - 89. . . . .   | 6,368               | 2,135 | 4,233  | 6,123                                     | 2,065 | 4,058  |
| 85 . . . . .   | 1,888               | 663   | 1,225  | 1,835                                     | 650   | 1,185  |
| 86 . . . . .   | 1,500               | 510   | 990    | 1,445                                     | 495   | 950    |
| 87 . . . . .   | 1,295               | 422   | 873    | 1,239                                     | 408   | 831    |
| 88 . . . . .   | 910                 | 303   | 607    | 870                                       | 290   | 580    |
| 89 . . . . .   | 775                 | 237   | 538    | 734                                       | 222   | 512    |
| 90 - 94. . . . .   | 1,982               | 512   | 1,470  | 1,853                                     | 487   | 1,366  |
| 90 . . . . .   | 644                 | 167   | 477    | 607                                       | 160   | 447    |
| 91 . . . . .   | 467                 | 118   | 349    | 445                                       | 114   | 331    |
| 92 . . . . .   | 343                 | 83    | 260    | 319                                       | 78    | 241    |
| 93 . . . . .   | 283                 | 74    | 209    | 263                                       | 70    | 193    |
| 94 . . . . .   | 245                 | 70    | 175    | 219                                       | 65    | 154    |
| 95 - 99. . . . .   | 491                 | 107   | 384    | 440                                       | 96    | 344    |
| 95 . . . . .   | 157                 | 39    | 118    | 140                                       | 37    | 103    |
| 96 . . . . .   | 133                 | 28    | 105    | 117                                       | 22    | 95     |
| 97 . . . . .   | 101                 | 24    | 77     | 90  | 21    | 69     |
| 98 . . . . .   | 55                  | 9     | 46     | 51  | 9     | 42     |
| 99 . . . . .   | 45                  | 7     | 38     | 42  | 7     | 35     |
| 100 & Over. . . . .  | 96                  | 13    | 83     | 91  | 13    | 78     |
| 100 . . . . .  | 35                  | 5     | 30     | 34  | 5     | 29     |
| 101 . . . . .  | 22                  | 4     | 18     | 21  | 4     | 17     |
| 102 . . . . .  | 16                  | 1     | 15     | 14  | 1     | 13     |
| 103 . . . . .  | 9                   | 3     | 6      | 8   | 3     | 5      |
| 104+. . . . .  | 14                  | -     | 14     | 14  | -     | 14     |
| Not Stated . . . . .   | 619                 | 373   | 246    | 463                                       | 255   | 208    |

Table D1 - Resident population and resident population in private households by geographical district, single year of age and sex

| Country, Island,<br>Geographical District,<br>and Age (in years) | Resident population |         |         | Resident population in private households |         |         |
|--|---------------------|---------|---------|---|---------|---------|
|  | Both sexes          | Male    | Female  | Both sexes                                | Male    | Female  |
| ISLAND OF MAURITIUS  |                     |         |         |   |         |         |
| All ages. . . . .  | 1,196,383           | 590,944 | 605,439 | 1,170,127                                 | 575,766 | 594,361 |
| 0 - 4 . . . . .  | 69,300              | 34,800  | 34,500  | 69,122                                    | 34,698  | 34,424  |
| Under 1. . . . .   | 11,680              | 5,827   | 5,853   | 11,600                                    | 5,780   | 5,820   |
| 1 . . . . .  | 13,457              | 6,744   | 6,713   | 13,431                                    | 6,727   | 6,704   |
| 2 . . . . .  | 14,098              | 7,060   | 7,038   | 14,072                                    | 7,047   | 7,025   |
| 3 . . . . .  | 14,818              | 7,400   | 7,418   | 14,799                                    | 7,391   | 7,408   |
| 4 . . . . .  | 15,247              | 7,769   | 7,478   | 15,220                                    | 7,753   | 7,467   |
| 5 - 9 . . . . .  | 84,828              | 42,832  | 41,996  | 84,712                                    | 42,777  | 41,935  |
| 5 . . . . .  | 15,994              | 8,228   | 7,766   | 15,972                                    | 8,215   | 7,757   |
| 6 . . . . .  | 16,763              | 8,393   | 8,370   | 16,737                                    | 8,381   | 8,356   |
| 7 . . . . .  | 17,070              | 8,666   | 8,404   | 17,050                                    | 8,658   | 8,392   |
| 8 . . . . .  | 17,636              | 8,828   | 8,808   | 17,611                                    | 8,816   | 8,795   |
| 9 . . . . .  | 17,365              | 8,717   | 8,648   | 17,342                                    | 8,707   | 8,635   |
| 10 - 14. . . . .   | 89,806              | 45,370  | 44,436  | 89,609                                    | 45,291  | 44,318  |
| 10 . . . . .   | 18,391              | 9,288   | 9,103   | 18,358                                    | 9,272   | 9,086   |
| 11 . . . . .   | 18,118              | 9,207   | 8,911   | 18,087                                    | 9,193   | 8,894   |
| 12 . . . . .   | 17,620              | 8,930   | 8,690   | 17,586                                    | 8,916   | 8,670   |
| 13 . . . . .   | 17,653              | 8,964   | 8,689   | 17,600                                    | 8,953   | 8,647   |
| 14 . . . . .   | 18,024              | 8,981   | 9,043   | 17,978                                    | 8,957   | 9,021   |
| 15 - 19. . . . .   | 97,437              | 48,975  | 48,462  | 97,100                                    | 48,800  | 48,300  |
| 15 . . . . .   | 18,510              | 9,297   | 9,213   | 18,461                                    | 9,282   | 9,179   |
| 16 . . . . .   | 19,223              | 9,665   | 9,558   | 19,155                                    | 9,636   | 9,519   |
| 17 . . . . .   | 19,468              | 9,776   | 9,692   | 19,396                                    | 9,731   | 9,665   |
| 18 . . . . .   | 20,278              | 10,073  | 10,205  | 20,216                                    | 10,041  | 10,175  |
| 19 . . . . .   | 19,958              | 10,164  | 9,794   | 19,872                                    | 10,110  | 9,762   |
| 20 - 24. . . . .   | 89,719              | 45,433  | 44,286  | 86,123                                    | 43,257  | 42,866  |
| 20 . . . . .   | 19,189              | 9,806   | 9,383   | 18,916                                    | 9,612   | 9,304   |
| 21 . . . . .   | 18,639              | 9,383   | 9,256   | 18,156                                    | 9,107   | 9,049   |
| 22 . . . . .   | 18,219              | 9,247   | 8,972   | 17,463                                    | 8,817   | 8,646   |
| 23 . . . . .   | 17,443              | 8,798   | 8,645   | 16,362                                    | 8,144   | 8,218   |
| 24 . . . . .   | 16,229              | 8,199   | 8,030   | 15,226                                    | 7,577   | 7,649   |
| 25 - 29. . . . .   | 87,746              | 44,037  | 43,709  | 79,964                                    | 39,929  | 40,035  |
| 25 . . . . .   | 16,064              | 8,100   | 7,964   | 14,786                                    | 7,361   | 7,425   |
| 26 . . . . .   | 16,920              | 8,464   | 8,456   | 15,252                                    | 7,629   | 7,623   |
| 27 . . . . .   | 17,354              | 8,711   | 8,643   | 15,787                                    | 7,899   | 7,888   |
| 28 . . . . .   | 17,896              | 8,979   | 8,917   | 16,238                                    | 8,130   | 8,108   |
| 29 . . . . .   | 19,512              | 9,783   | 9,729   | 17,901                                    | 8,910   | 8,991   |
| 30 - 34. . . . .   | 100,036             | 50,524  | 49,512  | 94,917                                    | 47,405  | 47,512  |
| 30 . . . . .   | 19,956              | 10,119  | 9,837   | 18,727                                    | 9,371   | 9,356   |
| 31 . . . . .   | 21,329              | 10,671  | 10,658  | 20,055                                    | 9,950   | 10,105  |
| 32 . . . . .   | 20,351              | 10,347  | 10,004  | 19,337                                    | 9,709   | 9,628   |
| 33 . . . . .   | 19,807              | 9,944   | 9,863   | 18,951                                    | 9,409   | 9,542   |
| 34 . . . . .   | 18,593              | 9,443   | 9,150   | 17,847                                    | 8,966   | 8,881   |
| 35 - 39. . . . .   | 85,037              | 42,879  | 42,158  | 82,187                                    | 41,054  | 41,133  |
| 35 . . . . .   | 17,564              | 8,825   | 8,739   | 16,859                                    | 8,354   | 8,505   |
| 36 . . . . .   | 18,121              | 9,197   | 8,924   | 17,449                                    | 8,768   | 8,681   |
| 37 . . . . .   | 17,709              | 8,857   | 8,852   | 17,222                                    | 8,546   | 8,676   |
| 38 . . . . .   | 15,535              | 7,888   | 7,647   | 15,030                                    | 7,565   | 7,465   |
| 39 . . . . .   | 16,108              | 8,112   | 7,996   | 15,627                                    | 7,821   | 7,806   |

Table D1 - Resident population and resident population in private households by geographical district, single year of age and sex

| Country, Island,<br>Geographical District,<br>and Age (in years) | Resident population |        |        | Resident population in private households |        |        |
|--|---------------------|--------|--------|---|--------|--------|
|  | Both sexes          | Male   | Female | Both sexes                                | Male   | Female |
| ISLAND OF MAURITIUS  |                     |        |        |   |        |        |
| 40 - 44. . . . .   | 86,885              | 43,929 | 42,956 | 85,161                                    | 42,808 | 42,353 |
| 40 . . . . .   | 16,288              | 8,271  | 8,017  | 15,798                                    | 7,965  | 7,833  |
| 41 . . . . .   | 17,601              | 8,942  | 8,659  | 17,220                                    | 8,704  | 8,516  |
| 42 . . . . .   | 16,583              | 8,391  | 8,192  | 16,257                                    | 8,188  | 8,069  |
| 43 . . . . .   | 18,507              | 9,246  | 9,261  | 18,230                                    | 9,049  | 9,181  |
| 44 . . . . .   | 17,906              | 9,079  | 8,827  | 17,656                                    | 8,902  | 8,754  |
| 45 - 49. . . . .   | 97,019              | 48,658 | 48,361 | 96,038                                    | 47,919 | 48,119 |
| 45 . . . . .   | 20,128              | 10,172 | 9,956  | 19,854                                    | 9,965  | 9,889  |
| 46 . . . . .   | 19,206              | 9,604  | 9,602  | 18,991                                    | 9,451  | 9,540  |
| 47 . . . . .   | 19,809              | 9,960  | 9,849  | 19,650                                    | 9,838  | 9,812  |
| 48 . . . . .   | 18,839              | 9,459  | 9,380  | 18,668                                    | 9,331  | 9,337  |
| 49 . . . . .   | 19,037              | 9,463  | 9,574  | 18,875                                    | 9,334  | 9,541  |
| 50 - 54. . . . .   | 84,186              | 41,896 | 42,290 | 83,571                                    | 41,480 | 42,091 |
| 50 . . . . .   | 17,392              | 8,775  | 8,617  | 17,252                                    | 8,682  | 8,570  |
| 51 . . . . .   | 17,114              | 8,516  | 8,598  | 16,975                                    | 8,416  | 8,559  |
| 52 . . . . .   | 16,927              | 8,326  | 8,601  | 16,803                                    | 8,240  | 8,563  |
| 53 . . . . .   | 16,244              | 8,004  | 8,240  | 16,146                                    | 7,943  | 8,203  |
| 54 . . . . .   | 16,509              | 8,275  | 8,234  | 16,395                                    | 8,199  | 8,196  |
| 55 - 59. . . . .   | 71,491              | 34,923 | 36,568 | 71,002                                    | 34,618 | 36,384 |
| 55 . . . . .   | 15,808              | 7,813  | 7,995  | 15,713                                    | 7,752  | 7,961  |
| 56 . . . . .   | 14,011              | 6,824  | 7,187  | 13,927                                    | 6,763  | 7,164  |
| 57 . . . . .   | 14,023              | 6,764  | 7,259  | 13,928                                    | 6,711  | 7,217  |
| 58 . . . . .   | 14,500              | 7,058  | 7,442  | 14,389                                    | 6,997  | 7,392  |
| 59 . . . . .   | 13,149              | 6,464  | 6,685  | 13,045                                    | 6,395  | 6,650  |
| 60 - 64. . . . .   | 56,151              | 26,528 | 29,623 | 55,745                                    | 26,320 | 29,425 |
| 60 . . . . .   | 14,261              | 6,883  | 7,378  | 14,158                                    | 6,820  | 7,338  |
| 61 . . . . .   | 12,404              | 5,904  | 6,500  | 12,341                                    | 5,872  | 6,469  |
| 62 . . . . .   | 10,728              | 5,024  | 5,704  | 10,625                                    | 4,975  | 5,650  |
| 63 . . . . .   | 9,946               | 4,579  | 5,367  | 9,882                                     | 4,553  | 5,329  |
| 64 . . . . .   | 8,812               | 4,138  | 4,674  | 8,739                                     | 4,100  | 4,639  |
| 65 - 69. . . . .   | 34,381              | 15,357 | 19,024 | 34,061                                    | 15,201 | 18,860 |
| 65 . . . . .   | 7,334               | 3,297  | 4,037  | 7,265                                     | 3,263  | 4,002  |
| 66 . . . . .   | 8,224               | 3,688  | 4,536  | 8,161                                     | 3,656  | 4,505  |
| 67 . . . . .   | 7,665               | 3,425  | 4,240  | 7,593                                     | 3,390  | 4,203  |
| 68 . . . . .   | 5,584               | 2,436  | 3,148  | 5,525                                     | 2,411  | 3,114  |
| 69 . . . . .   | 5,574               | 2,511  | 3,063  | 5,517                                     | 2,481  | 3,036  |
| 70 - 74. . . . .   | 24,522              | 10,590 | 13,932 | 24,167                                    | 10,414 | 13,753 |
| 70 . . . . .   | 5,148               | 2,255  | 2,893  | 5,068                                     | 2,212  | 2,856  |
| 71 . . . . .   | 5,433               | 2,356  | 3,077  | 5,365                                     | 2,317  | 3,048  |
| 72 . . . . .   | 4,845               | 2,106  | 2,739  | 4,779                                     | 2,071  | 2,708  |
| 73 . . . . .   | 4,559               | 1,959  | 2,600  | 4,488                                     | 1,930  | 2,558  |
| 74 . . . . .   | 4,537               | 1,914  | 2,623  | 4,467                                     | 1,884  | 2,583  |
| 75 - 79. . . . .   | 17,489              | 7,112  | 10,377 | 17,193                                    | 7,001  | 10,192 |
| 75 . . . . .   | 4,157               | 1,711  | 2,446  | 4,092                                     | 1,686  | 2,406  |
| 76 . . . . .   | 3,949               | 1,607  | 2,342  | 3,877                                     | 1,579  | 2,298  |
| 77 . . . . .   | 3,690               | 1,537  | 2,153  | 3,638                                     | 1,517  | 2,121  |
| 78 . . . . .   | 3,163               | 1,256  | 1,907  | 3,110                                     | 1,236  | 1,874  |
| 79 . . . . .   | 2,530               | 1,001  | 1,529  | 2,476                                     | 983    | 1,493  |

Table D1 - Resident population and resident population in private households by geographical district, single year of age and sex

| Country, Island,<br>Geographical District,<br>and Age (in years) | Resident population |       |        | Resident population in private households |       |        |
|--|---------------------|-------|--------|---|-------|--------|
|  | Both sexes          | Male  | Female | Both sexes                                | Male  | Female |
| ISLAND OF MAURITIUS  |                     |       |        |   |       |        |
| 80 - 84. . . . .   | 11,069              | 4,048 | 7,021  | 10,756                                    | 3,961 | 6,795  |
| 80 . . . . .   | 2,411               | 871   | 1,540  | 2,342                                     | 856   | 1,486  |
| 81 . . . . .   | 2,394               | 908   | 1,486  | 2,330                                     | 890   | 1,440  |
| 82 . . . . .   | 2,271               | 822   | 1,449  | 2,213                                     | 806   | 1,407  |
| 83 . . . . .   | 2,118               | 785   | 1,333  | 2,059                                     | 772   | 1,287  |
| 84 . . . . .   | 1,875               | 662   | 1,213  | 1,812                                     | 637   | 1,175  |
| 85 - 89. . . . .   | 6,216               | 2,089 | 4,127  | 5,973                                     | 2,021 | 3,952  |
| 85 . . . . .   | 1,841               | 647   | 1,194  | 1,789                                     | 635   | 1,154  |
| 86 . . . . .   | 1,467               | 501   | 966    | 1,412                                     | 486   | 926    |
| 87 . . . . .   | 1,265               | 413   | 852    | 1,209                                     | 399   | 810    |
| 88 . . . . .   | 889                 | 298   | 591    | 849                                       | 285   | 564    |
| 89 . . . . .   | 754                 | 230   | 524    | 714                                       | 216   | 498    |
| 90 - 94. . . . .   | 1,913               | 493   | 1,420  | 1,784                                     | 468   | 1,316  |
| 90 . . . . .   | 617                 | 159   | 458    | 580                                       | 152   | 428    |
| 91 . . . . .   | 455                 | 115   | 340    | 433                                       | 111   | 322    |
| 92 . . . . .   | 329                 | 80    | 249    | 305                                       | 75    | 230    |
| 93 . . . . .   | 275                 | 72    | 203    | 255                                       | 68    | 187    |
| 94 . . . . .   | 237                 | 67    | 170    | 211                                       | 62    | 149    |
| 95 - 99. . . . .   | 466                 | 102   | 364    | 416                                       | 92    | 324    |
| 95 . . . . .   | 150                 | 38    | 112    | 134                                       | 37    | 97     |
| 96 . . . . .   | 129                 | 26    | 103    | 113                                       | 20    | 93     |
| 97 . . . . .   | 95                  | 24    | 71     | 84  | 21    | 63     |
| 98 . . . . .   | 53                  | 9     | 44     | 49  | 9     | 40     |
| 99 . . . . .   | 39                  | 5     | 34     | 36  | 5     | 31     |
| 100 & Over. . . . .  | 93                  | 13    | 80     | 88  | 13    | 75     |
| 100 . . . . .  | 33                  | 5     | 28     | 32  | 5     | 27     |
| 101 . . . . .  | 21                  | 4     | 17     | 20  | 4     | 16     |
| 102 . . . . .  | 16                  | 1     | 15     | 14  | 1     | 13     |
| 103 . . . . .  | 9                   | 3     | 6      | 8   | 3     | 5      |
| 104+. . . . .  | 14                  | -     | 14     | 14  | -     | 14     |
| Not Stated . . . . .   | 593                 | 356   | 237    | 438                                       | 239   | 199    |



Table D1 - Resident population and resident population in private households by geographical district, single year of age and sex

| Country, Island,<br>Geographical District,<br>and Age (in years) | Resident population |        |        | Resident population in private households |        |        |
|--|---------------------|--------|--------|---|--------|--------|
|  | Both sexes          | Male   | Female | Both sexes                                | Male   | Female |
| PORT LOUIS DISTRICT  |                     |        |        |   |        |        |
| All ages . . . . .   | 118,431             | 58,615 | 59,816 | 116,450                                   | 57,234 | 59,216 |
| 0 - 4 . . . . .  | 6,934               | 3,473  | 3,461  | 6,897                                     | 3,453  | 3,444  |
| Under 1 . . . . .  | 1,201               | 576    | 625    | 1,171                                     | 558    | 613    |
| 1 . . . . .  | 1,291               | 650    | 641    | 1,290                                     | 650    | 640    |
| 2 . . . . .  | 1,442               | 728    | 714    | 1,440                                     | 727    | 713    |
| 3 . . . . .  | 1,432               | 724    | 708    | 1,430                                     | 724    | 706    |
| 4 . . . . .  | 1,568               | 795    | 773    | 1,566                                     | 794    | 772    |
| 5 - 9 . . . . .  | 8,455               | 4,275  | 4,180  | 8,429                                     | 4,260  | 4,169  |
| 5 . . . . .  | 1,528               | 794    | 734    | 1,524                                     | 793    | 731    |
| 6 . . . . .  | 1,675               | 837    | 838    | 1,667                                     | 832    | 835    |
| 7 . . . . .  | 1,750               | 922    | 828    | 1,745                                     | 919    | 826    |
| 8 . . . . .  | 1,754               | 885    | 869    | 1,749                                     | 883    | 866    |
| 9 . . . . .  | 1,748               | 837    | 911    | 1,744                                     | 833    | 911    |
| 10 - 14 . . . . .  | 9,064               | 4,612  | 4,452  | 9,030                                     | 4,596  | 4,434  |
| 10 . . . . .   | 1,904               | 943    | 961    | 1,892                                     | 939    | 953    |
| 11 . . . . .   | 1,820               | 929    | 891    | 1,816                                     | 926    | 890    |
| 12 . . . . .   | 1,779               | 930    | 849    | 1,774                                     | 927    | 847    |
| 13 . . . . .   | 1,766               | 905    | 861    | 1,761                                     | 904    | 857    |
| 14 . . . . .   | 1,795               | 905    | 890    | 1,787                                     | 900    | 887    |
| 15 - 19 . . . . .  | 10,043              | 5,011  | 5,032  | 9,989                                     | 4,981  | 5,008  |
| 15 . . . . .   | 1,938               | 991    | 947    | 1,932                                     | 988    | 944    |
| 16 . . . . .   | 1,933               | 959    | 974    | 1,924                                     | 956    | 968    |
| 17 . . . . .   | 1,995               | 1,016  | 979    | 1,987                                     | 1,012  | 975    |
| 18 . . . . .   | 2,118               | 998    | 1,120  | 2,103                                     | 989    | 1,114  |
| 19 . . . . .   | 2,059               | 1,047  | 1,012  | 2,043                                     | 1,036  | 1,007  |
| 20 - 24 . . . . .  | 9,441               | 4,985  | 4,456  | 9,200                                     | 4,784  | 4,416  |
| 20 . . . . .   | 2,044               | 1,066  | 978    | 2,029                                     | 1,056  | 973    |
| 21 . . . . .   | 1,925               | 1,014  | 911    | 1,893                                     | 991    | 902    |
| 22 . . . . .   | 1,899               | 1,010  | 889    | 1,848                                     | 971    | 877    |
| 23 . . . . .   | 1,846               | 994    | 852    | 1,759                                     | 912    | 847    |
| 24 . . . . .   | 1,727               | 901    | 826    | 1,671                                     | 854    | 817    |
| 25 - 29 . . . . .  | 8,113               | 4,188  | 3,925  | 7,728                                     | 3,887  | 3,841  |
| 25 . . . . .   | 1,572               | 778    | 794    | 1,517                                     | 739    | 778    |
| 26 . . . . .   | 1,662               | 855    | 807    | 1,572                                     | 784    | 788    |
| 27 . . . . .   | 1,551               | 812    | 739    | 1,478                                     | 750    | 728    |
| 28 . . . . .   | 1,616               | 836    | 780    | 1,534                                     | 774    | 760    |
| 29 . . . . .   | 1,712               | 907    | 805    | 1,627                                     | 840    | 787    |
| 30 - 34 . . . . .  | 8,672               | 4,504  | 4,168  | 8,342                                     | 4,258  | 4,084  |
| 30 . . . . .   | 1,774               | 923    | 851    | 1,701                                     | 863    | 838    |
| 31 . . . . .   | 1,887               | 970    | 917    | 1,805                                     | 912    | 893    |
| 32 . . . . .   | 1,752               | 931    | 821    | 1,692                                     | 884    | 808    |
| 33 . . . . .   | 1,740               | 879    | 861    | 1,680                                     | 838    | 842    |
| 34 . . . . .   | 1,519               | 801    | 718    | 1,464                                     | 761    | 703    |
| 35 - 39 . . . . .  | 7,686               | 3,910  | 3,776  | 7,475                                     | 3,737  | 3,738  |
| 35 . . . . .   | 1,623               | 820    | 803    | 1,583                                     | 786    | 797    |
| 36 . . . . .   | 1,636               | 867    | 769    | 1,577                                     | 822    | 755    |
| 37 . . . . .   | 1,573               | 774    | 799    | 1,542                                     | 748    | 794    |
| 38 . . . . .   | 1,407               | 719    | 688    | 1,364                                     | 684    | 680    |
| 39 . . . . .   | 1,447               | 730    | 717    | 1,409                                     | 697    | 712    |

Table D1 - Resident population and resident population in private households by geographical district, single year of age and sex

| Country, Island,<br>Geographical District,<br>and Age (in years) | Resident population |       |        | Resident population in private households |       |        |
|--|---------------------|-------|--------|---|-------|--------|
|  | Both sexes          | Male  | Female | Both sexes                                | Male  | Female |
| PORT LOUIS DISTRICT  |                     |       |        |   |       |        |
| 40 - 44. . . . .   | 7,915               | 3,905 | 4,010  | 7,789                                     | 3,804 | 3,985  |
| 40 . . . . .   | 1,454               | 699   | 755    | 1,426                                     | 676   | 750    |
| 41 . . . . .   | 1,565               | 783   | 782    | 1,532                                     | 758   | 774    |
| 42 . . . . .   | 1,509               | 728   | 781    | 1,484                                     | 710   | 774    |
| 43 . . . . .   | 1,681               | 840   | 841    | 1,657                                     | 820   | 837    |
| 44 . . . . .   | 1,706               | 855   | 851    | 1,690                                     | 840   | 850    |
| 45 - 49. . . . .   | 9,763               | 4,818 | 4,945  | 9,646                                     | 4,733 | 4,913  |
| 45 . . . . .   | 1,965               | 1,021 | 944    | 1,934                                     | 1,002 | 932    |
| 46 . . . . .   | 1,928               | 916   | 1,012  | 1,901                                     | 897   | 1,004  |
| 47 . . . . .   | 1,953               | 960   | 993    | 1,931                                     | 942   | 989    |
| 48 . . . . .   | 1,941               | 937   | 1,004  | 1,924                                     | 926   | 998    |
| 49 . . . . .   | 1,976               | 984   | 992    | 1,956                                     | 966   | 990    |
| 50 - 54. . . . .   | 8,438               | 4,296 | 4,142  | 8,350                                     | 4,234 | 4,116  |
| 50 . . . . .   | 1,747               | 872   | 875    | 1,731                                     | 860   | 871    |
| 51 . . . . .   | 1,742               | 927   | 815    | 1,719                                     | 908   | 811    |
| 52 . . . . .   | 1,678               | 814   | 864    | 1,654                                     | 797   | 857    |
| 53 . . . . .   | 1,592               | 833   | 759    | 1,581                                     | 827   | 754    |
| 54 . . . . .   | 1,679               | 850   | 829    | 1,665                                     | 842   | 823    |
| 55 - 59. . . . .   | 7,123               | 3,469 | 3,654  | 7,068                                     | 3,443 | 3,625  |
| 55 . . . . .   | 1,541               | 735   | 806    | 1,529                                     | 728   | 801    |
| 56 . . . . .   | 1,407               | 729   | 678    | 1,396                                     | 720   | 676    |
| 57 . . . . .   | 1,447               | 690   | 757    | 1,437                                     | 686   | 751    |
| 58 . . . . .   | 1,356               | 636   | 720    | 1,340                                     | 632   | 708    |
| 59 . . . . .   | 1,372               | 679   | 693    | 1,366                                     | 677   | 689    |
| 60 - 64. . . . .   | 5,562               | 2,606 | 2,956  | 5,526                                     | 2,589 | 2,937  |
| 60 . . . . .   | 1,433               | 706   | 727    | 1,425                                     | 700   | 725    |
| 61 . . . . .   | 1,192               | 570   | 622    | 1,185                                     | 568   | 617    |
| 62 . . . . .   | 1,053               | 486   | 567    | 1,049                                     | 485   | 564    |
| 63 . . . . .   | 984                 | 447   | 537    | 978                                       | 444   | 534    |
| 64 . . . . .   | 900                 | 397   | 503    | 889                                       | 392   | 497    |
| 65 - 69. . . . .   | 3,656               | 1,558 | 2,098  | 3,615                                     | 1,540 | 2,075  |
| 65 . . . . .   | 780                 | 327   | 453    | 777                                       | 326   | 451    |
| 66 . . . . .   | 877                 | 380   | 497    | 863                                       | 375   | 488    |
| 67 . . . . .   | 762                 | 334   | 428    | 752                                       | 330   | 422    |
| 68 . . . . .   | 636                 | 270   | 366    | 629                                       | 265   | 364    |
| 69 . . . . .   | 601                 | 247   | 354    | 594                                       | 244   | 350    |
| 70 - 74. . . . .   | 2,956               | 1,261 | 1,695  | 2,900                                     | 1,234 | 1,666  |
| 70 . . . . .   | 607                 | 256   | 351    | 597                                       | 250   | 347    |
| 71 . . . . .   | 671                 | 289   | 382    | 661                                       | 283   | 378    |
| 72 . . . . .   | 626                 | 285   | 341    | 608                                       | 276   | 332    |
| 73 . . . . .   | 512                 | 210   | 302    | 505                                       | 208   | 297    |
| 74 . . . . .   | 540                 | 221   | 319    | 529                                       | 217   | 312    |
| 75 - 79. . . . .   | 2,053               | 814   | 1,239  | 2,015                                     | 802   | 1,213  |
| 75 . . . . .   | 464                 | 176   | 288    | 458                                       | 173   | 285    |
| 76 . . . . .   | 475                 | 182   | 293    | 467                                       | 181   | 286    |
| 77 . . . . .   | 436                 | 163   | 273    | 427                                       | 160   | 267    |
| 78 . . . . .   | 380                 | 170   | 210    | 372                                       | 166   | 206    |
| 79 . . . . .   | 298                 | 123   | 175    | 291                                       | 122   | 169    |

Table D1 - Resident population and resident population in private households by geographical district, single year of age and sex

| Country, Island,<br>Geographical District,<br>and Age (in years) | Resident population |      |        | Resident population in private households |      |        |
|--|---------------------|------|--------|---|------|--------|
|  | Both sexes          | Male | Female | Both sexes                                | Male | Female |
| PORT LOUIS DISTRICT  |                     |      |        |   |      |        |
| 80 - 84. . . . .   | 1,400               | 527  | 873    | 1,358                                     | 514  | 844    |
| 80 . . . . .   | 324                 | 119  | 205    | 314                                       | 116  | 198    |
| 81 . . . . .   | 309                 | 111  | 198    | 300                                       | 110  | 190    |
| 82 . . . . .   | 293                 | 115  | 178    | 285                                       | 112  | 173    |
| 83 . . . . .   | 246                 | 93   | 153    | 238                                       | 91   | 147    |
| 84 . . . . .   | 228                 | 89   | 139    | 221                                       | 85   | 136    |
| 85 - 89. . . . .   | 745                 | 255  | 490    | 714                                       | 250  | 464    |
| 85 . . . . .   | 195                 | 68   | 127    | 188                                       | 66   | 122    |
| 86 . . . . .   | 169                 | 53   | 116    | 165                                       | 53   | 112    |
| 87 . . . . .   | 171                 | 62   | 109    | 162                                       | 61   | 101    |
| 88 . . . . .   | 106                 | 35   | 71     | 98  | 33   | 65     |
| 89 . . . . .   | 104                 | 37   | 67     | 101                                       | 37   | 64     |
| 90 - 94. . . . .   | 216                 | 55   | 161    | 200                                       | 53   | 147    |
| 90 . . . . .   | 71                  | 18   | 53     | 67  | 18   | 49     |
| 91 . . . . .   | 45                  | 9    | 36     | 42  | 9    | 33     |
| 92 . . . . .   | 45                  | 11   | 34     | 42  | 11   | 31     |
| 93 . . . . .   | 28                  | 5    | 23     | 26  | 5    | 21     |
| 94 . . . . .   | 27                  | 12   | 15     | 23  | 10   | 13     |
| 95 - 99. . . . .   | 62                  | 15   | 47     | 57  | 13   | 44     |
| 95 . . . . .   | 15                  | 5    | 10     | 14  | 5    | 9      |
| 96 . . . . .   | 21                  | 4    | 17     | 18  | 2    | 16     |
| 97 . . . . .   | 12                  | 3    | 9      | 11  | 3    | 8      |
| 98 . . . . .   | 7                   | 2    | 5      | 7   | 2    | 5      |
| 99 . . . . .   | 7                   | 1    | 6      | 7   | 1    | 6      |
| 100 & Over. . . . .  | 15                  | 2    | 13     | 13  | 2    | 11     |
| 100 . . . . .  | 8                   | 2    | 6      | 7   | 2    | 5      |
| 101 . . . . .  | 2                   | -    | 2      | 2   | -    | 2      |
| 102 . . . . .  | 2                   | 1    | 2      | 1   | -    | 1      |
| 103 . . . . .  | -                   | -    | -      | -   | -    | -      |
| 104+. . . . .  | 3                   | -    | 3      | 3   | -    | 3      |
| Not Stated . . . . .   | 119                 | 76   | 43     | 109                                       | 67   | 42     |

Table D1 - Resident population and resident population in private households by geographical district, single year of age and sex

| Country, Island,<br>Geographical District,<br>and Age (in years) | Resident population |        |        | Resident population in private households |        |        |
|--|---------------------|--------|--------|---|--------|--------|
|  | Both sexes          | Male   | Female | Both sexes                                | Male   | Female |
| <b>PAMPLEMOUSSES DISTRICT</b>                                    |                     |        |        |   |        |        |
| All ages . . . . .   | 136,268             | 67,898 | 68,370 | 132,798                                   | 65,658 | 67,140 |
| 0 - 4 . . . . .  | 8,532               | 4,284  | 4,248  | 8,504                                     | 4,269  | 4,235  |
| Under 1 . . . . .  | 1,453               | 717    | 736    | 1,434                                     | 707    | 727    |
| 1 . . . . .  | 1,677               | 875    | 802    | 1,674                                     | 874    | 800    |
| 2 . . . . .  | 1,720               | 860    | 860    | 1,718                                     | 860    | 858    |
| 3 . . . . .  | 1,792               | 881    | 911    | 1,790                                     | 879    | 911    |
| 4 . . . . .  | 1,890               | 951    | 939    | 1,888                                     | 949    | 939    |
| 5 - 9 . . . . .  | 10,218              | 5,127  | 5,091  | 10,209                                    | 5,125  | 5,084  |
| 5 . . . . .  | 1,945               | 986    | 959    | 1,943                                     | 984    | 959    |
| 6 . . . . .  | 2,015               | 1,029  | 986    | 2,012                                     | 1,029  | 983    |
| 7 . . . . .  | 2,060               | 1,019  | 1,041  | 2,059                                     | 1,019  | 1,040  |
| 8 . . . . .  | 2,083               | 1,048  | 1,035  | 2,082                                     | 1,048  | 1,034  |
| 9 . . . . .  | 2,115               | 1,045  | 1,070  | 2,113                                     | 1,045  | 1,068  |
| 10 - 14 . . . . .  | 10,431              | 5,312  | 5,119  | 10,418                                    | 5,306  | 5,112  |
| 10 . . . . .   | 2,129               | 1,100  | 1,029  | 2,123                                     | 1,097  | 1,026  |
| 11 . . . . .   | 2,115               | 1,072  | 1,043  | 2,113                                     | 1,071  | 1,042  |
| 12 . . . . .   | 2,094               | 1,074  | 1,020  | 2,094                                     | 1,074  | 1,020  |
| 13 . . . . .   | 2,010               | 1,028  | 982    | 2,009                                     | 1,028  | 981    |
| 14 . . . . .   | 2,083               | 1,038  | 1,045  | 2,079                                     | 1,036  | 1,043  |
| 15 - 19 . . . . .  | 11,276              | 5,666  | 5,610  | 11,250                                    | 5,653  | 5,597  |
| 15 . . . . .   | 2,141               | 1,054  | 1,087  | 2,139                                     | 1,054  | 1,085  |
| 16 . . . . .   | 2,325               | 1,187  | 1,138  | 2,317                                     | 1,183  | 1,134  |
| 17 . . . . .   | 2,196               | 1,104  | 1,092  | 2,190                                     | 1,099  | 1,091  |
| 18 . . . . .   | 2,339               | 1,156  | 1,183  | 2,334                                     | 1,153  | 1,181  |
| 19 . . . . .   | 2,275               | 1,165  | 1,110  | 2,270                                     | 1,164  | 1,106  |
| 20 - 24 . . . . .  | 10,546              | 5,342  | 5,204  | 10,155                                    | 5,058  | 5,097  |
| 20 . . . . .   | 2,161               | 1,095  | 1,066  | 2,138                                     | 1,078  | 1,060  |
| 21 . . . . .   | 2,182               | 1,123  | 1,059  | 2,131                                     | 1,084  | 1,047  |
| 22 . . . . .   | 2,169               | 1,078  | 1,091  | 2,109                                     | 1,038  | 1,071  |
| 23 . . . . .   | 2,111               | 1,048  | 1,063  | 1,975                                     | 943    | 1,032  |
| 24 . . . . .   | 1,923               | 998    | 925    | 1,802                                     | 915    | 887    |
| 25 - 29 . . . . .  | 10,526              | 5,296  | 5,230  | 9,545                                     | 4,698  | 4,847  |
| 25 . . . . .   | 1,867               | 951    | 916    | 1,706                                     | 849    | 857    |
| 26 . . . . .   | 1,982               | 988    | 994    | 1,799                                     | 870    | 929    |
| 27 . . . . .   | 2,121               | 1,090  | 1,031  | 1,906                                     | 959    | 947    |
| 28 . . . . .   | 2,161               | 1,089  | 1,072  | 1,950                                     | 973    | 977    |
| 29 . . . . .   | 2,395               | 1,178  | 1,217  | 2,184                                     | 1,047  | 1,137  |
| 30 - 34 . . . . .  | 12,000              | 6,060  | 5,940  | 11,189                                    | 5,613  | 5,576  |
| 30 . . . . .   | 2,358               | 1,162  | 1,196  | 2,153                                     | 1,060  | 1,093  |
| 31 . . . . .   | 2,548               | 1,297  | 1,251  | 2,344                                     | 1,190  | 1,154  |
| 32 . . . . .   | 2,447               | 1,217  | 1,230  | 2,276                                     | 1,126  | 1,150  |
| 33 . . . . .   | 2,391               | 1,225  | 1,166  | 2,264                                     | 1,145  | 1,119  |
| 34 . . . . .   | 2,256               | 1,159  | 1,097  | 2,152                                     | 1,092  | 1,060  |
| 35 - 39 . . . . .  | 10,187              | 5,273  | 4,914  | 9,750                                     | 4,954  | 4,796  |
| 35 . . . . .   | 2,073               | 1,047  | 1,026  | 1,948                                     | 963    | 985    |
| 36 . . . . .   | 2,170               | 1,159  | 1,011  | 2,070                                     | 1,086  | 984    |
| 37 . . . . .   | 2,174               | 1,111  | 1,063  | 2,107                                     | 1,062  | 1,045  |
| 38 . . . . .   | 1,913               | 1,023  | 890    | 1,843                                     | 964    | 879    |
| 39 . . . . .   | 1,857               | 933    | 924    | 1,782                                     | 879    | 903    |

Table D1 - Resident population and resident population in private households by geographical district, single year of age and sex

| Country, Island,<br>Geographical District,<br>and Age (in years) | Resident population |       |        | Resident population in private households |       |        |
|--|---------------------|-------|--------|---|-------|--------|
|  | Both sexes          | Male  | Female | Both sexes                                | Male  | Female |
| PAMPLEMOUSSES DISTRICT   |                     |       |        |   |       |        |
| 40 - 44. . . . .   | 10,071              | 5,124 | 4,947  | 9,848                                     | 4,938 | 4,910  |
| 40 . . . . .   | 1,899               | 984   | 915    | 1,838                                     | 939   | 899    |
| 41 . . . . .   | 2,082               | 1,085 | 997    | 2,029                                     | 1,035 | 994    |
| 42 . . . . .   | 1,959               | 1,008 | 951    | 1,909                                     | 965   | 944    |
| 43 . . . . .   | 2,078               | 1,040 | 1,038  | 2,052                                     | 1,020 | 1,032  |
| 44 . . . . .   | 2,053               | 1,007 | 1,046  | 2,020                                     | 979   | 1,041  |
| 45 - 49. . . . .   | 10,676              | 5,332 | 5,344  | 10,549                                    | 5,229 | 5,320  |
| 45 . . . . .   | 2,276               | 1,124 | 1,152  | 2,242                                     | 1,098 | 1,144  |
| 46 . . . . .   | 2,135               | 1,065 | 1,070  | 2,099                                     | 1,037 | 1,062  |
| 47 . . . . .   | 2,179               | 1,102 | 1,077  | 2,160                                     | 1,084 | 1,076  |
| 48 . . . . .   | 2,011               | 1,005 | 1,006  | 1,991                                     | 987   | 1,004  |
| 49 . . . . .   | 2,075               | 1,036 | 1,039  | 2,057                                     | 1,023 | 1,034  |
| 50 - 54. . . . .   | 9,251               | 4,575 | 4,676  | 9,185                                     | 4,534 | 4,651  |
| 50 . . . . .   | 1,878               | 948   | 930    | 1,860                                     | 939   | 921    |
| 51 . . . . .   | 1,882               | 894   | 988    | 1,874                                     | 891   | 983    |
| 52 . . . . .   | 1,857               | 928   | 929    | 1,847                                     | 919   | 928    |
| 53 . . . . .   | 1,807               | 869   | 938    | 1,794                                     | 863   | 931    |
| 54 . . . . .   | 1,827               | 936   | 891    | 1,810                                     | 922   | 888    |
| 55 - 59. . . . .   | 7,923               | 3,917 | 4,006  | 7,861                                     | 3,876 | 3,985  |
| 55 . . . . .   | 1,767               | 846   | 921    | 1,755                                     | 840   | 915    |
| 56 . . . . .   | 1,506               | 741   | 765    | 1,500                                     | 737   | 763    |
| 57 . . . . .   | 1,554               | 740   | 814    | 1,542                                     | 735   | 807    |
| 58 . . . . .   | 1,624               | 812   | 812    | 1,611                                     | 802   | 809    |
| 59 . . . . .   | 1,472               | 778   | 694    | 1,453                                     | 762   | 691    |
| 60 - 64. . . . .   | 5,963               | 2,896 | 3,067  | 5,904                                     | 2,864 | 3,040  |
| 60 . . . . .   | 1,549               | 750   | 799    | 1,536                                     | 744   | 792    |
| 61 . . . . .   | 1,375               | 666   | 709    | 1,364                                     | 659   | 705    |
| 62 . . . . .   | 1,112               | 548   | 564    | 1,094                                     | 538   | 556    |
| 63 . . . . .   | 1,019               | 484   | 535    | 1,010                                     | 480   | 530    |
| 64 . . . . .   | 908                 | 448   | 460    | 900                                       | 443   | 457    |
| 65 - 69. . . . .   | 3,391               | 1,563 | 1,828  | 3,344                                     | 1,535 | 1,809  |
| 65 . . . . .   | 721                 | 330   | 391    | 712                                       | 325   | 387    |
| 66 . . . . .   | 769                 | 341   | 428    | 764                                       | 337   | 427    |
| 67 . . . . .   | 809                 | 395   | 414    | 799                                       | 390   | 409    |
| 68 . . . . .   | 549                 | 246   | 303    | 536                                       | 240   | 296    |
| 69 . . . . .   | 543                 | 251   | 292    | 533                                       | 243   | 290    |
| 70 - 74. . . . .   | 2,109               | 922   | 1,187  | 2,047                                     | 880   | 1,167  |
| 70 . . . . .   | 485                 | 230   | 255    | 467                                       | 219   | 248    |
| 71 . . . . .   | 440                 | 178   | 262    | 428                                       | 169   | 259    |
| 72 . . . . .   | 397                 | 175   | 222    | 387                                       | 170   | 217    |
| 73 . . . . .   | 427                 | 177   | 250    | 415                                       | 166   | 249    |
| 74 . . . . .   | 360                 | 162   | 198    | 350                                       | 156   | 194    |
| 75 - 79. . . . .   | 1,491               | 616   | 875    | 1,444                                     | 585   | 859    |
| 75 . . . . .   | 350                 | 142   | 208    | 340                                       | 136   | 204    |
| 76 . . . . .   | 350                 | 155   | 195    | 338                                       | 148   | 190    |
| 77 . . . . .   | 314                 | 120   | 194    | 306                                       | 116   | 190    |
| 78 . . . . .   | 273                 | 110   | 163    | 267                                       | 105   | 162    |
| 79 . . . . .   | 204                 | 89    | 115    | 193                                       | 80    | 113    |

Table D1 - Resident population and resident population in private households by geographical district, single year of age and sex

| Country, Island,<br>Geographical District,<br>and Age (in years) | Resident population |      |        | Resident population in private households |      |        |
|--|---------------------|------|--------|---|------|--------|
|  | Both sexes          | Male | Female | Both sexes                                | Male | Female |
| PAMPLEMOUSSES DISTRICT   |                     |      |        |   |      |        |
| 80 - 84. . . . .   | 915                 | 337  | 578    | 884                                       | 316  | 568    |
| 80 . . . . .   | 184                 | 72   | 112    | 176                                       | 68   | 108    |
| 81 . . . . .   | 203                 | 77   | 126    | 197                                       | 71   | 126    |
| 82 . . . . .   | 189                 | 62   | 127    | 183                                       | 58   | 125    |
| 83 . . . . .   | 194                 | 66   | 128    | 190                                       | 65   | 125    |
| 84 . . . . .   | 145                 | 60   | 85     | 138                                       | 54   | 84     |
| 85 - 89. . . . .   | 494                 | 171  | 323    | 473                                       | 158  | 315    |
| 85 . . . . .   | 165                 | 45   | 120    | 162                                       | 45   | 117    |
| 86 . . . . .   | 120                 | 44   | 76     | 115                                       | 42   | 73     |
| 87 . . . . .   | 90                  | 32   | 58     | 85  | 28   | 57     |
| 88 . . . . .   | 63                  | 24   | 39     | 61  | 22   | 39     |
| 89 . . . . .   | 56                  | 26   | 30     | 50  | 21   | 29     |
| 90 - 94. . . . .   | 170                 | 45   | 125    | 158                                       | 40   | 118    |
| 90 . . . . .   | 53                  | 15   | 38     | 49  | 14   | 35     |
| 91 . . . . .   | 45                  | 8    | 37     | 42  | 8    | 34     |
| 92 . . . . .   | 25                  | 9    | 16     | 21  | 5    | 16     |
| 93 . . . . .   | 24                  | 7    | 17     | 24  | 7    | 17     |
| 94 . . . . .   | 23                  | 6    | 17     | 22  | 6    | 16     |
| 95 - 99. . . . .   | 34                  | 8    | 26     | 31  | 6    | 25     |
| 95 . . . . .   | 12                  | 2    | 10     | 11  | 2    | 9      |
| 96 . . . . .   | 12                  | 3    | 9      | 11  | 2    | 9      |
| 97 . . . . .   | 6                   | 2    | 4      | 5   | 1    | 4      |
| 98 . . . . .   | 3                   | 1    | 2      | 3   | 1    | 2      |
| 99 . . . . .   | 1                   | -    | 1      | 1   | -    | 1      |
| 100 & Over. . . . .  | 9                   | -    | 9      | 9   | -    | 9      |
| 100 . . . . .  | 3                   | -    | 3      | 3   | -    | 3      |
| 101 . . . . .  | 2                   | -    | 2      | 2   | -    | 2      |
| 102 . . . . .  | 2                   | -    | 2      | 2   | -    | 2      |
| 103 . . . . .  | -                   | -    | -      | -   | -    | -      |
| 104+. . . . .  | 2                   | -    | 2      | 2   | -    | 2      |
| Not Stated . . . . .   | 55                  | 32   | 23     | 41  | 21   | 20     |

Table D1 - Resident population and resident population in private households by geographical district, single year of age and sex

| Country, Island,<br>Geographical District,<br>and Age (in years) | Resident population |        |        | Resident population in private households |        |        |
|--|---------------------|--------|--------|---|--------|--------|
|  | Both sexes          | Male   | Female | Both sexes                                | Male   | Female |
| R. DU REMPART DISTRICT   |                     |        |        |   |        |        |
| All ages . . . . .   | 106,267             | 52,672 | 53,595 | 104,886                                   | 51,996 | 52,890 |
| 0 - 4 . . . . .  | 6,322               | 3,215  | 3,107  | 6,320                                     | 3,213  | 3,107  |
| Under 1. . . . .   | 1,000               | 507    | 493    | 1,000                                     | 507    | 493    |
| 1 . . . . .  | 1,258               | 636    | 622    | 1,257                                     | 635    | 622    |
| 2 . . . . .  | 1,260               | 648    | 612    | 1,259                                     | 647    | 612    |
| 3 . . . . .  | 1,437               | 730    | 707    | 1,437                                     | 730    | 707    |
| 4 . . . . .  | 1,367               | 694    | 673    | 1,367                                     | 694    | 673    |
| 5 - 9 . . . . .  | 7,790               | 4,034  | 3,756  | 7,787                                     | 4,031  | 3,756  |
| 5 . . . . .  | 1,452               | 761    | 691    | 1,451                                     | 760    | 691    |
| 6 . . . . .  | 1,562               | 785    | 777    | 1,562                                     | 785    | 777    |
| 7 . . . . .  | 1,571               | 853    | 718    | 1,570                                     | 852    | 718    |
| 8 . . . . .  | 1,605               | 818    | 787    | 1,605                                     | 818    | 787    |
| 9 . . . . .  | 1,600               | 817    | 783    | 1,599                                     | 816    | 783    |
| 10 - 14. . . . .   | 8,282               | 4,281  | 4,001  | 8,278                                     | 4,278  | 4,000  |
| 10 . . . . .   | 1,654               | 880    | 774    | 1,653                                     | 879    | 774    |
| 11 . . . . .   | 1,694               | 891    | 803    | 1,693                                     | 891    | 802    |
| 12 . . . . .   | 1,621               | 858    | 763    | 1,619                                     | 856    | 763    |
| 13 . . . . .   | 1,610               | 817    | 793    | 1,610                                     | 817    | 793    |
| 14 . . . . .   | 1,703               | 835    | 868    | 1,703                                     | 835    | 868    |
| 15 - 19. . . . .   | 8,816               | 4,399  | 4,417  | 8,811                                     | 4,395  | 4,416  |
| 15 . . . . .   | 1,625               | 792    | 833    | 1,625                                     | 792    | 833    |
| 16 . . . . .   | 1,771               | 897    | 874    | 1,770                                     | 896    | 874    |
| 17 . . . . .   | 1,757               | 856    | 901    | 1,755                                     | 855    | 900    |
| 18 . . . . .   | 1,829               | 879    | 950    | 1,829                                     | 879    | 950    |
| 19 . . . . .   | 1,834               | 975    | 859    | 1,832                                     | 973    | 859    |
| 20 - 24. . . . .   | 7,792               | 3,862  | 3,930  | 7,567                                     | 3,779  | 3,788  |
| 20 . . . . .   | 1,612               | 824    | 788    | 1,611                                     | 823    | 788    |
| 21 . . . . .   | 1,655               | 814    | 841    | 1,635                                     | 808    | 827    |
| 22 . . . . .   | 1,588               | 763    | 825    | 1,507                                     | 750    | 757    |
| 23 . . . . .   | 1,506               | 748    | 758    | 1,455                                     | 716    | 739    |
| 24 . . . . .   | 1,431               | 713    | 718    | 1,359                                     | 682    | 677    |
| 25 - 29. . . . .   | 7,611               | 3,810  | 3,801  | 7,118                                     | 3,596  | 3,522  |
| 25 . . . . .   | 1,350               | 647    | 703    | 1,256                                     | 616    | 640    |
| 26 . . . . .   | 1,383               | 685    | 698    | 1,304                                     | 650    | 654    |
| 27 . . . . .   | 1,498               | 761    | 737    | 1,405                                     | 718    | 687    |
| 28 . . . . .   | 1,576               | 819    | 757    | 1,468                                     | 765    | 703    |
| 29 . . . . .   | 1,804               | 898    | 906    | 1,685                                     | 847    | 838    |
| 30 - 34. . . . .   | 9,352               | 4,613  | 4,739  | 9,032                                     | 4,453  | 4,579  |
| 30 . . . . .   | 1,885               | 952    | 933    | 1,800                                     | 909    | 891    |
| 31 . . . . .   | 1,954               | 959    | 995    | 1,867                                     | 920    | 947    |
| 32 . . . . .   | 1,858               | 929    | 929    | 1,796                                     | 895    | 901    |
| 33 . . . . .   | 1,826               | 861    | 965    | 1,779                                     | 841    | 938    |
| 34 . . . . .   | 1,829               | 912    | 917    | 1,790                                     | 888    | 902    |
| 35 - 39. . . . .   | 8,424               | 4,250  | 4,174  | 8,285                                     | 4,170  | 4,115  |
| 35 . . . . .   | 1,700               | 859    | 841    | 1,662                                     | 837    | 825    |
| 36 . . . . .   | 1,779               | 867    | 912    | 1,740                                     | 845    | 895    |
| 37 . . . . .   | 1,757               | 885    | 872    | 1,738                                     | 875    | 863    |
| 38 . . . . .   | 1,549               | 799    | 750    | 1,528                                     | 784    | 744    |
| 39 . . . . .   | 1,639               | 840    | 799    | 1,617                                     | 829    | 788    |

Table D1 - Resident population and resident population in private households by geographical district, single year of age and sex

| Country, Island,<br>Geographical District,<br>and Age (in years) | Resident population |       |        | Resident population in private households |       |        |
|--|---------------------|-------|--------|---|-------|--------|
|  | Both sexes          | Male  | Female | Both sexes                                | Male  | Female |
| <b>R. DU REMPART DISTRICT</b>                                    |                     |       |        |   |       |        |
| 40 - 44 . . . . .  | 8,217               | 4,209 | 4,008  | 8,165                                     | 4,173 | 3,992  |
| 40 . . . . .   | 1,581               | 810   | 771    | 1,571                                     | 804   | 767    |
| 41 . . . . .   | 1,693               | 869   | 824    | 1,679                                     | 860   | 819    |
| 42 . . . . .   | 1,613               | 859   | 754    | 1,605                                     | 853   | 752    |
| 43 . . . . .   | 1,754               | 875   | 879    | 1,743                                     | 868   | 875    |
| 44 . . . . .   | 1,576               | 796   | 780    | 1,567                                     | 788   | 779    |
| 45 - 49 . . . . .  | 8,479               | 4,221 | 4,258  | 8,454                                     | 4,203 | 4,251  |
| 45 . . . . .   | 1,828               | 905   | 923    | 1,820                                     | 898   | 922    |
| 46 . . . . .   | 1,643               | 808   | 835    | 1,639                                     | 805   | 834    |
| 47 . . . . .   | 1,836               | 927   | 909    | 1,829                                     | 922   | 907    |
| 48 . . . . .   | 1,570               | 795   | 775    | 1,569                                     | 795   | 774    |
| 49 . . . . .   | 1,602               | 786   | 816    | 1,597                                     | 783   | 814    |
| 50 - 54 . . . . .  | 7,135               | 3,567 | 3,568  | 7,104                                     | 3,546 | 3,558  |
| 50 . . . . .   | 1,486               | 752   | 734    | 1,478                                     | 745   | 733    |
| 51 . . . . .   | 1,401               | 706   | 695    | 1,397                                     | 704   | 693    |
| 52 . . . . .   | 1,467               | 727   | 740    | 1,462                                     | 725   | 737    |
| 53 . . . . .   | 1,407               | 690   | 717    | 1,400                                     | 685   | 715    |
| 54 . . . . .   | 1,374               | 692   | 682    | 1,367                                     | 687   | 680    |
| 55 - 59 . . . . .  | 6,127               | 2,926 | 3,201  | 6,114                                     | 2,917 | 3,197  |
| 55 . . . . .   | 1,445               | 703   | 742    | 1,442                                     | 700   | 742    |
| 56 . . . . .   | 1,167               | 552   | 615    | 1,166                                     | 551   | 615    |
| 57 . . . . .   | 1,193               | 542   | 651    | 1,188                                     | 539   | 649    |
| 58 . . . . .   | 1,237               | 589   | 648    | 1,234                                     | 587   | 647    |
| 59 . . . . .   | 1,085               | 540   | 545    | 1,084                                     | 540   | 544    |
| 60 - 64 . . . . .  | 4,821               | 2,267 | 2,554  | 4,806                                     | 2,260 | 2,546  |
| 60 . . . . .   | 1,196               | 565   | 631    | 1,189                                     | 562   | 627    |
| 61 . . . . .   | 1,120               | 540   | 580    | 1,118                                     | 539   | 579    |
| 62 . . . . .   | 929                 | 431   | 498    | 925                                       | 428   | 497    |
| 63 . . . . .   | 827                 | 389   | 438    | 826                                       | 389   | 437    |
| 64 . . . . .   | 749                 | 342   | 407    | 748                                       | 342   | 406    |
| 65 - 69 . . . . .  | 2,875               | 1,295 | 1,580  | 2,863                                     | 1,286 | 1,577  |
| 65 . . . . .   | 616                 | 285   | 331    | 612                                       | 282   | 330    |
| 66 . . . . .   | 670                 | 297   | 373    | 666                                       | 295   | 371    |
| 67 . . . . .   | 703                 | 318   | 385    | 701                                       | 316   | 385    |
| 68 . . . . .   | 430                 | 177   | 253    | 429                                       | 176   | 253    |
| 69 . . . . .   | 456                 | 218   | 238    | 455                                       | 217   | 238    |
| 70 - 74 . . . . .  | 1,773               | 776   | 997    | 1,755                                     | 760   | 995    |
| 70 . . . . .   | 415                 | 195   | 220    | 410                                       | 190   | 220    |
| 71 . . . . .   | 412                 | 182   | 230    | 409                                       | 179   | 230    |
| 72 . . . . .   | 341                 | 147   | 194    | 338                                       | 144   | 194    |
| 73 . . . . .   | 319                 | 137   | 182    | 314                                       | 134   | 180    |
| 74 . . . . .   | 286                 | 115   | 171    | 284                                       | 113   | 171    |
| 75 - 79 . . . . .  | 1,199               | 511   | 688    | 1,191                                     | 505   | 686    |
| 75 . . . . .   | 301                 | 143   | 158    | 301                                       | 143   | 158    |
| 76 . . . . .   | 266                 | 106   | 160    | 263                                       | 104   | 159    |
| 77 . . . . .   | 259                 | 115   | 144    | 256                                       | 112   | 144    |
| 78 . . . . .   | 229                 | 92    | 137    | 229                                       | 92    | 137    |
| 79 . . . . .   | 144                 | 55    | 89     | 142                                       | 54    | 88     |



Table D1 - Resident population and resident population in private households by geographical district, single year of age and sex

| Country, Island,<br>Geographical District,<br>and Age (in years) | Resident population |      |        | Resident population in private households |      |        |
|--|---------------------|------|--------|---|------|--------|
|  | Both sexes          | Male | Female | Both sexes                                | Male | Female |
| R. DU REMPART DISTRICT   |                     |      |        |   |      |        |
| 80 - 84. . . . .   | 668                 | 234  | 434    | 662                                       | 232  | 430    |
| 80 . . . . .   | 138                 | 50   | 88     | 137                                       | 50   | 87     |
| 81 . . . . .   | 140                 | 52   | 88     | 140                                       | 52   | 88     |
| 82 . . . . .   | 149                 | 48   | 101    | 146                                       | 46   | 100    |
| 83 . . . . .   | 113                 | 42   | 71     | 112                                       | 42   | 70     |
| 84 . . . . .   | 128                 | 42   | 86     | 127                                       | 42   | 85     |
| 85 - 89. . . . .   | 396                 | 137  | 259    | 389                                       | 134  | 255    |
| 85 . . . . .   | 119                 | 42   | 77     | 117                                       | 41   | 76     |
| 86 . . . . .   | 104                 | 41   | 63     | 100                                       | 40   | 60     |
| 87 . . . . .   | 84                  | 30   | 54     | 83  | 29   | 54     |
| 88 . . . . .   | 40                  | 14   | 26     | 40  | 14   | 26     |
| 89 . . . . .   | 49                  | 10   | 39     | 49  | 10   | 39     |
| 90 - 94. . . . .   | 124                 | 35   | 89     | 123                                       | 35   | 88     |
| 90 . . . . .   | 40                  | 11   | 29     | 40  | 11   | 29     |
| 91 . . . . .   | 21                  | 4    | 17     | 21  | 4    | 17     |
| 92 . . . . .   | 25                  | 7    | 18     | 24  | 7    | 17     |
| 93 . . . . .   | 25                  | 6    | 19     | 25  | 6    | 19     |
| 94 . . . . .   | 13                  | 7    | 6      | 13  | 7    | 6      |
| 95 - 99. . . . .   | 24                  | 4    | 20     | 23  | 4    | 19     |
| 95 . . . . .   | 11                  | 1    | 10     | 11  | 1    | 10     |
| 96 . . . . .   | 5                   | 2    | 3      | 5   | 2    | 3      |
| 97 . . . . .   | 4                   | 1    | 3      | 4   | 1    | 3      |
| 98 . . . . .   | 2                   | -    | 2      | 1   | -    | 1      |
| 99 . . . . .   | 2                   | -    | 2      | 2   | -    | 2      |
| 100 & Over. . . . .  | 4                   | -    | 4      | 3   | -    | 3      |
| 100 . . . . .  | 1                   | -    | 1      | 1   | -    | 1      |
| 101 . . . . .  | 2                   | -    | 2      | 1   | -    | 1      |
| 102 . . . . .  | 1                   | -    | 1      | 1   | -    | 1      |
| 103 . . . . .  | -                   | -    | -      | -   | -    | -      |
| 104+. . . . .  | -                   | -    | -      | -   | -    | -      |
| Not Stated . . . . .   | 36                  | 26   | 10     | 36  | 26   | 10     |

Table D1 - Resident population and resident population in private households by geographical district, single year of age and sex

| Country, Island,<br>Geographical District,<br>and Age (in years) | Resident population |        |        | Resident population in private households |        |        |
|--|---------------------|--------|--------|---|--------|--------|
|  | Both sexes          | Male   | Female | Both sexes                                | Male   | Female |
| FLACQ DISTRICT   |                     |        |        |   |        |        |
| All ages . . . . .   | 135,406             | 67,156 | 68,250 | 134,378                                   | 66,343 | 68,035 |
| 0 - 4 . . . . .  | 8,537               | 4,215  | 4,322  | 8,510                                     | 4,204  | 4,306  |
| Under 1 . . . . .  | 1,526               | 738    | 788    | 1,514                                     | 733    | 781    |
| 1 . . . . .  | 1,697               | 806    | 891    | 1,692                                     | 803    | 889    |
| 2 . . . . .  | 1,721               | 854    | 867    | 1,716                                     | 851    | 865    |
| 3 . . . . .  | 1,750               | 873    | 877    | 1,748                                     | 873    | 875    |
| 4 . . . . .  | 1,843               | 944    | 899    | 1,840                                     | 944    | 896    |
| 5 - 9 . . . . .  | 10,492              | 5,305  | 5,187  | 10,485                                    | 5,301  | 5,184  |
| 5 . . . . .  | 1,982               | 1,040  | 942    | 1,981                                     | 1,039  | 942    |
| 6 . . . . .  | 2,058               | 1,044  | 1,014  | 2,055                                     | 1,042  | 1,013  |
| 7 . . . . .  | 2,081               | 1,038  | 1,043  | 2,080                                     | 1,038  | 1,042  |
| 8 . . . . .  | 2,186               | 1,104  | 1,082  | 2,184                                     | 1,103  | 1,081  |
| 9 . . . . .  | 2,185               | 1,079  | 1,106  | 2,185                                     | 1,079  | 1,106  |
| 10 - 14 . . . . .  | 11,267              | 5,704  | 5,563  | 11,258                                    | 5,701  | 5,557  |
| 10 . . . . .   | 2,379               | 1,186  | 1,193  | 2,377                                     | 1,185  | 1,192  |
| 11 . . . . .   | 2,331               | 1,179  | 1,152  | 2,329                                     | 1,178  | 1,151  |
| 12 . . . . .   | 2,210               | 1,148  | 1,062  | 2,210                                     | 1,148  | 1,062  |
| 13 . . . . .   | 2,199               | 1,147  | 1,052  | 2,194                                     | 1,146  | 1,048  |
| 14 . . . . .   | 2,148               | 1,044  | 1,104  | 2,148                                     | 1,044  | 1,104  |
| 15 - 19 . . . . .  | 11,763              | 5,933  | 5,830  | 11,749                                    | 5,929  | 5,820  |
| 15 . . . . .   | 2,199               | 1,098  | 1,101  | 2,199                                     | 1,098  | 1,101  |
| 16 . . . . .   | 2,388               | 1,199  | 1,189  | 2,387                                     | 1,199  | 1,188  |
| 17 . . . . .   | 2,412               | 1,242  | 1,170  | 2,410                                     | 1,242  | 1,168  |
| 18 . . . . .   | 2,452               | 1,204  | 1,248  | 2,447                                     | 1,203  | 1,244  |
| 19 . . . . .   | 2,312               | 1,190  | 1,122  | 2,306                                     | 1,187  | 1,119  |
| 20 - 24 . . . . .  | 9,724               | 4,844  | 4,880  | 9,540                                     | 4,700  | 4,840  |
| 20 . . . . .   | 2,195               | 1,141  | 1,054  | 2,149                                     | 1,098  | 1,051  |
| 21 . . . . .   | 2,027               | 1,012  | 1,015  | 1,981                                     | 981    | 1,000  |
| 22 . . . . .   | 1,983               | 979    | 1,004  | 1,953                                     | 953    | 1,000  |
| 23 . . . . .   | 1,849               | 897    | 952    | 1,810                                     | 870    | 940    |
| 24 . . . . .   | 1,670               | 815    | 855    | 1,647                                     | 798    | 849    |
| 25 - 29 . . . . .  | 9,612               | 4,783  | 4,829  | 9,338                                     | 4,538  | 4,800  |
| 25 . . . . .   | 1,814               | 934    | 880    | 1,755                                     | 883    | 872    |
| 26 . . . . .   | 1,851               | 943    | 908    | 1,801                                     | 896    | 905    |
| 27 . . . . .   | 1,913               | 934    | 979    | 1,858                                     | 882    | 976    |
| 28 . . . . .   | 1,914               | 941    | 973    | 1,862                                     | 895    | 967    |
| 29 . . . . .   | 2,120               | 1,031  | 1,089  | 2,062                                     | 982    | 1,080  |
| 30 - 34 . . . . .  | 12,058              | 6,115  | 5,943  | 11,816                                    | 5,898  | 5,918  |
| 30 . . . . .   | 2,359               | 1,231  | 1,128  | 2,302                                     | 1,181  | 1,121  |
| 31 . . . . .   | 2,501               | 1,238  | 1,263  | 2,456                                     | 1,195  | 1,261  |
| 32 . . . . .   | 2,537               | 1,311  | 1,226  | 2,468                                     | 1,247  | 1,221  |
| 33 . . . . .   | 2,393               | 1,202  | 1,191  | 2,343                                     | 1,158  | 1,185  |
| 34 . . . . .   | 2,268               | 1,133  | 1,135  | 2,247                                     | 1,117  | 1,130  |
| 35 - 39 . . . . .  | 10,457              | 5,392  | 5,065  | 10,368                                    | 5,316  | 5,052  |
| 35 . . . . .   | 2,179               | 1,106  | 1,073  | 2,146                                     | 1,077  | 1,069  |
| 36 . . . . .   | 2,247               | 1,159  | 1,088  | 2,228                                     | 1,144  | 1,084  |
| 37 . . . . .   | 2,145               | 1,077  | 1,068  | 2,130                                     | 1,064  | 1,066  |
| 38 . . . . .   | 1,889               | 996    | 893    | 1,880                                     | 988    | 892    |
| 39 . . . . .   | 1,997               | 1,054  | 943    | 1,984                                     | 1,043  | 941    |

Table D1 - Resident population and resident population in private households by geographical district, single year of age and sex

| Country, Island,<br>Geographical District,<br>and Age (in years) | Resident population |       |        | Resident population in private households |       |        |
|--|---------------------|-------|--------|---|-------|--------|
|  | Both sexes          | Male  | Female | Both sexes                                | Male  | Female |
| FLACQ DISTRICT   |                     |       |        |   |       |        |
| 40 - 44 . . . . .  | 10,366              | 5,340 | 5,026  | 10,324                                    | 5,307 | 5,017  |
| 40 . . . . .   | 2,028               | 1,028 | 1,000  | 2,015                                     | 1,017 | 998    |
| 41 . . . . .   | 2,150               | 1,136 | 1,014  | 2,143                                     | 1,129 | 1,014  |
| 42 . . . . .   | 1,962               | 996   | 966    | 1,954                                     | 990   | 964    |
| 43 . . . . .   | 2,127               | 1,100 | 1,027  | 2,123                                     | 1,096 | 1,027  |
| 44 . . . . .   | 2,099               | 1,080 | 1,019  | 2,089                                     | 1,075 | 1,014  |
| 45 - 49 . . . . .  | 10,455              | 5,290 | 5,165  | 10,428                                    | 5,271 | 5,157  |
| 45 . . . . .   | 2,185               | 1,067 | 1,118  | 2,175                                     | 1,058 | 1,117  |
| 46 . . . . .   | 2,086               | 1,076 | 1,010  | 2,079                                     | 1,072 | 1,007  |
| 47 . . . . .   | 2,220               | 1,147 | 1,073  | 2,214                                     | 1,143 | 1,071  |
| 48 . . . . .   | 1,938               | 996   | 942    | 1,936                                     | 995   | 941    |
| 49 . . . . .   | 2,026               | 1,004 | 1,022  | 2,024                                     | 1,003 | 1,021  |
| 50 - 54 . . . . .  | 9,105               | 4,625 | 4,480  | 9,079                                     | 4,608 | 4,471  |
| 50 . . . . .   | 1,812               | 955   | 857    | 1,808                                     | 952   | 856    |
| 51 . . . . .   | 1,814               | 910   | 904    | 1,809                                     | 905   | 904    |
| 52 . . . . .   | 1,869               | 942   | 927    | 1,867                                     | 941   | 926    |
| 53 . . . . .   | 1,781               | 903   | 878    | 1,773                                     | 898   | 875    |
| 54 . . . . .   | 1,829               | 915   | 914    | 1,822                                     | 912   | 910    |
| 55 - 59 . . . . .  | 7,466               | 3,621 | 3,845  | 7,446                                     | 3,607 | 3,839  |
| 55 . . . . .   | 1,632               | 813   | 819    | 1,627                                     | 808   | 819    |
| 56 . . . . .   | 1,449               | 685   | 764    | 1,447                                     | 684   | 763    |
| 57 . . . . .   | 1,513               | 725   | 788    | 1,513                                     | 725   | 788    |
| 58 . . . . .   | 1,483               | 727   | 756    | 1,476                                     | 725   | 751    |
| 59 . . . . .   | 1,389               | 671   | 718    | 1,383                                     | 665   | 718    |
| 60 - 64 . . . . .  | 5,701               | 2,666 | 3,035  | 5,681                                     | 2,655 | 3,026  |
| 60 . . . . .   | 1,585               | 773   | 812    | 1,579                                     | 767   | 812    |
| 61 . . . . .   | 1,256               | 610   | 646    | 1,252                                     | 607   | 645    |
| 62 . . . . .   | 1,107               | 494   | 613    | 1,102                                     | 492   | 610    |
| 63 . . . . .   | 976                 | 429   | 547    | 973                                       | 429   | 544    |
| 64 . . . . .   | 777                 | 360   | 417    | 775                                       | 360   | 415    |
| 65 - 69 . . . . .  | 3,285               | 1,419 | 1,866  | 3,273                                     | 1,412 | 1,861  |
| 65 . . . . .   | 711                 | 313   | 398    | 707                                       | 310   | 397    |
| 66 . . . . .   | 792                 | 354   | 438    | 790                                       | 353   | 437    |
| 67 . . . . .   | 721                 | 317   | 404    | 720                                       | 316   | 404    |
| 68 . . . . .   | 510                 | 207   | 303    | 507                                       | 206   | 301    |
| 69 . . . . .   | 551                 | 228   | 323    | 549                                       | 227   | 322    |
| 70 - 74 . . . . .  | 2,063               | 845   | 1,218  | 2,049                                     | 842   | 1,207  |
| 70 . . . . .   | 431                 | 179   | 252    | 427                                       | 179   | 248    |
| 71 . . . . .   | 523                 | 197   | 326    | 518                                       | 195   | 323    |
| 72 . . . . .   | 382                 | 164   | 218    | 382                                       | 164   | 218    |
| 73 . . . . .   | 382                 | 157   | 225    | 380                                       | 156   | 224    |
| 74 . . . . .   | 345                 | 148   | 197    | 342                                       | 148   | 194    |
| 75 - 79 . . . . .  | 1,456               | 566   | 890    | 1,446                                     | 564   | 882    |
| 75 . . . . .   | 361                 | 138   | 223    | 359                                       | 138   | 221    |
| 76 . . . . .   | 324                 | 130   | 194    | 321                                       | 130   | 191    |
| 77 . . . . .   | 294                 | 129   | 165    | 293                                       | 128   | 165    |
| 78 . . . . .   | 286                 | 95    | 191    | 283                                       | 94    | 189    |
| 79 . . . . .   | 191                 | 74    | 117    | 190                                       | 74    | 116    |

Table D1 - Resident population and resident population in private households by geographical district, single year of age and sex

| Country, Island,<br>Geographical District,<br>and Age (in years) | Resident population |      |        | Resident population in private households |      |        |
|--|---------------------|------|--------|---|------|--------|
|  | Both sexes          | Male | Female | Both sexes                                | Male | Female |
| FLACQ DISTRICT   |                     |      |        |   |      |        |
| 80 - 84. . . . .   | 903                 | 303  | 600    | 895                                       | 300  | 595    |
| 80 . . . . .   | 199                 | 61   | 138    | 197                                       | 61   | 136    |
| 81 . . . . .   | 204                 | 67   | 137    | 202                                       | 66   | 136    |
| 82 . . . . .   | 179                 | 59   | 120    | 179                                       | 59   | 120    |
| 83 . . . . .   | 166                 | 60   | 106    | 165                                       | 60   | 105    |
| 84 . . . . .   | 155                 | 56   | 99     | 152                                       | 54   | 98     |
| 85 - 89. . . . .   | 494                 | 137  | 357    | 493                                       | 137  | 356    |
| 85 . . . . .   | 142                 | 38   | 104    | 142                                       | 38   | 104    |
| 86 . . . . .   | 129                 | 38   | 91     | 128                                       | 38   | 90     |
| 87 . . . . .   | 103                 | 28   | 75     | 103                                       | 28   | 75     |
| 88 . . . . .   | 66                  | 21   | 45     | 66  | 21   | 45     |
| 89 . . . . .   | 54                  | 12   | 42     | 54  | 12   | 42     |
| 90 - 94. . . . .   | 153                 | 37   | 116    | 152                                       | 37   | 115    |
| 90 . . . . .   | 45                  | 8    | 37     | 44  | 8    | 36     |
| 91 . . . . .   | 42                  | 11   | 31     | 42  | 11   | 31     |
| 92 . . . . .   | 28                  | 6    | 22     | 28  | 6    | 22     |
| 93 . . . . .   | 20                  | 7    | 13     | 20  | 7    | 13     |
| 94 . . . . .   | 18                  | 5    | 13     | 18  | 5    | 13     |
| 95 - 99. . . . .   | 32                  | 11   | 21     | 32  | 11   | 21     |
| 95 . . . . .   | 14                  | 5    | 9      | 14  | 5    | 9      |
| 96 . . . . .   | 10                  | 5    | 5      | 10  | 5    | 5      |
| 97 . . . . .   | 4                   | 1    | 3      | 4   | 1    | 3      |
| 98 . . . . .   | 3                   | -    | 3      | 3   | -    | 3      |
| 99 . . . . .   | 1                   | -    | 1      | 1   | -    | 1      |
| 100 & Over. . . . .  | 7                   | 1    | 6      | 7   | 1    | 6      |
| 100 . . . . .  | 2                   | -    | 2      | 2   | -    | 2      |
| 101 . . . . .  | 4                   | 1    | 3      | 4   | 1    | 3      |
| 102 . . . . .  | -                   | -    | -      | -   | -    | -      |
| 103 . . . . .  | 1                   | -    | 1      | 1   | -    | 1      |
| 104+ . . . . .   | -                   | -    | -      | -   | -    | -      |
| Not Stated . . . . .   | 10                  | 4    | 6      | 9   | 4    | 5      |

Table D1 - Resident population and resident population in private households by geographical district, single year of age and sex

| Country, Island,<br>Geographical District,<br>and Age (in years) | Resident population |        |        | Resident population in private households |        |        |
|--|---------------------|--------|--------|---|--------|--------|
|  | Both sexes          | Male   | Female | Both sexes                                | Male   | Female |
| GRAND PORT DISTRICT  |                     |        |        |   |        |        |
| All ages. . . . .  | 110,907             | 55,066 | 55,841 | 109,951                                   | 54,346 | 55,605 |
| 0 - 4 . . . . .  | 6,341               | 3,183  | 3,158  | 6,337                                     | 3,180  | 3,157  |
| Under 1. . . . .   | 1,101               | 549    | 552    | 1,099                                     | 548    | 551    |
| 1 . . . . .  | 1,224               | 592    | 632    | 1,224                                     | 592    | 632    |
| 2 . . . . .  | 1,243               | 631    | 612    | 1,242                                     | 630    | 612    |
| 3 . . . . .  | 1,355               | 680    | 675    | 1,355                                     | 680    | 675    |
| 4 . . . . .  | 1,418               | 731    | 687    | 1,417                                     | 730    | 687    |
| 5 - 9 . . . . .  | 8,147               | 4,000  | 4,147  | 8,145                                     | 4,000  | 4,145  |
| 5 . . . . .  | 1,587               | 798    | 789    | 1,586                                     | 798    | 788    |
| 6 . . . . .  | 1,647               | 790    | 857    | 1,647                                     | 790    | 857    |
| 7 . . . . .  | 1,578               | 781    | 797    | 1,577                                     | 781    | 796    |
| 8 . . . . .  | 1,723               | 843    | 880    | 1,723                                     | 843    | 880    |
| 9 . . . . .  | 1,612               | 788    | 824    | 1,612                                     | 788    | 824    |
| 10 - 14. . . . .   | 8,881               | 4,447  | 4,434  | 8,877                                     | 4,447  | 4,430  |
| 10 . . . . .   | 1,762               | 882    | 880    | 1,762                                     | 882    | 880    |
| 11 . . . . .   | 1,854               | 942    | 912    | 1,853                                     | 942    | 911    |
| 12 . . . . .   | 1,681               | 859    | 822    | 1,680                                     | 859    | 821    |
| 13 . . . . .   | 1,760               | 893    | 867    | 1,760                                     | 893    | 867    |
| 14 . . . . .   | 1,824               | 871    | 953    | 1,822                                     | 871    | 951    |
| 15 - 19. . . . .   | 9,448               | 4,794  | 4,654  | 9,435                                     | 4,789  | 4,646  |
| 15 . . . . .   | 1,784               | 933    | 851    | 1,783                                     | 933    | 850    |
| 16 . . . . .   | 1,806               | 919    | 887    | 1,806                                     | 919    | 887    |
| 17 . . . . .   | 1,933               | 961    | 972    | 1,932                                     | 960    | 972    |
| 18 . . . . .   | 1,939               | 965    | 974    | 1,935                                     | 964    | 971    |
| 19 . . . . .   | 1,986               | 1,016  | 970    | 1,979                                     | 1,013  | 966    |
| 20 - 24. . . . .   | 8,167               | 4,171  | 3,996  | 8,060                                     | 4,093  | 3,967  |
| 20 . . . . .   | 1,821               | 949    | 872    | 1,816                                     | 947    | 869    |
| 21 . . . . .   | 1,747               | 895    | 852    | 1,737                                     | 888    | 849    |
| 22 . . . . .   | 1,679               | 881    | 798    | 1,647                                     | 861    | 786    |
| 23 . . . . .   | 1,528               | 737    | 791    | 1,500                                     | 715    | 785    |
| 24 . . . . .   | 1,392               | 709    | 683    | 1,360                                     | 682    | 678    |
| 25 - 29. . . . .   | 7,803               | 4,060  | 3,743  | 7,618                                     | 3,919  | 3,699  |
| 25 . . . . .   | 1,439               | 766    | 673    | 1,409                                     | 739    | 670    |
| 26 . . . . .   | 1,459               | 767    | 692    | 1,421                                     | 735    | 686    |
| 27 . . . . .   | 1,528               | 810    | 718    | 1,495                                     | 785    | 710    |
| 28 . . . . .   | 1,604               | 800    | 804    | 1,566                                     | 774    | 792    |
| 29 . . . . .   | 1,773               | 917    | 856    | 1,727                                     | 886    | 841    |
| 30 - 34. . . . .   | 9,355               | 4,796  | 4,559  | 9,206                                     | 4,667  | 4,539  |
| 30 . . . . .   | 1,846               | 960    | 886    | 1,804                                     | 922    | 882    |
| 31 . . . . .   | 1,888               | 949    | 939    | 1,852                                     | 919    | 933    |
| 32 . . . . .   | 1,887               | 974    | 913    | 1,863                                     | 956    | 907    |
| 33 . . . . .   | 1,894               | 957    | 937    | 1,872                                     | 936    | 936    |
| 34 . . . . .   | 1,840               | 956    | 884    | 1,815                                     | 934    | 881    |
| 35 - 39. . . . .   | 8,111               | 4,130  | 3,981  | 7,979                                     | 4,006  | 3,973  |
| 35 . . . . .   | 1,689               | 823    | 866    | 1,661                                     | 795    | 866    |
| 36 . . . . .   | 1,694               | 864    | 830    | 1,664                                     | 835    | 829    |
| 37 . . . . .   | 1,709               | 899    | 810    | 1,679                                     | 870    | 809    |
| 38 . . . . .   | 1,391               | 719    | 672    | 1,372                                     | 704    | 668    |
| 39 . . . . .   | 1,628               | 825    | 803    | 1,603                                     | 802    | 801    |

Table D1 - Resident population and resident population in private households by geographical district, single year of age and sex

| Country, Island,<br>Geographical District,<br>and Age (in years) | Resident population |       |        | Resident population in private households |       |        |
|--|---------------------|-------|--------|---|-------|--------|
|  | Both sexes          | Male  | Female | Both sexes                                | Male  | Female |
| GRAND PORT DISTRICT  |                     |       |        |   |       |        |
| 40 - 44. . . . .   | 8,470               | 4,444 | 4,026  | 8,351                                     | 4,339 | 4,012  |
| 40 . . . . .   | 1,537               | 824   | 713    | 1,510                                     | 801   | 709    |
| 41 . . . . .   | 1,768               | 916   | 852    | 1,744                                     | 893   | 851    |
| 42 . . . . .   | 1,573               | 829   | 744    | 1,552                                     | 809   | 743    |
| 43 . . . . .   | 1,841               | 940   | 901    | 1,816                                     | 919   | 897    |
| 44 . . . . .   | 1,751               | 935   | 816    | 1,729                                     | 917   | 812    |
| 45 - 49. . . . .   | 9,145               | 4,693 | 4,452  | 9,073                                     | 4,631 | 4,442  |
| 45 . . . . .   | 1,964               | 1,039 | 925    | 1,933                                     | 1,012 | 921    |
| 46 . . . . .   | 1,824               | 928   | 896    | 1,816                                     | 922   | 894    |
| 47 . . . . .   | 1,812               | 940   | 872    | 1,802                                     | 932   | 870    |
| 48 . . . . .   | 1,782               | 905   | 877    | 1,772                                     | 895   | 877    |
| 49 . . . . .   | 1,763               | 881   | 882    | 1,750                                     | 870   | 880    |
| 50 - 54. . . . .   | 7,633               | 3,722 | 3,911  | 7,601                                     | 3,697 | 3,904  |
| 50 . . . . .   | 1,615               | 815   | 800    | 1,607                                     | 809   | 798    |
| 51 . . . . .   | 1,579               | 744   | 835    | 1,571                                     | 737   | 834    |
| 52 . . . . .   | 1,542               | 749   | 793    | 1,538                                     | 746   | 792    |
| 53 . . . . .   | 1,428               | 672   | 756    | 1,423                                     | 668   | 755    |
| 54 . . . . .   | 1,469               | 742   | 727    | 1,462                                     | 737   | 725    |
| 55 - 59. . . . .   | 6,178               | 3,034 | 3,144  | 6,146                                     | 3,018 | 3,128  |
| 55 . . . . .   | 1,361               | 698   | 663    | 1,353                                     | 696   | 657    |
| 56 . . . . .   | 1,190               | 563   | 627    | 1,183                                     | 559   | 624    |
| 57 . . . . .   | 1,141               | 549   | 592    | 1,136                                     | 546   | 590    |
| 58 . . . . .   | 1,349               | 682   | 667    | 1,344                                     | 680   | 664    |
| 59 . . . . .   | 1,137               | 542   | 595    | 1,130                                     | 537   | 593    |
| 60 - 64. . . . .   | 5,077               | 2,336 | 2,741  | 5,048                                     | 2,326 | 2,722  |
| 60 . . . . .   | 1,288               | 592   | 696    | 1,284                                     | 591   | 693    |
| 61 . . . . .   | 1,097               | 508   | 589    | 1,094                                     | 506   | 588    |
| 62 . . . . .   | 974                 | 451   | 523    | 964                                       | 445   | 519    |
| 63 . . . . .   | 914                 | 414   | 500    | 907                                       | 413   | 494    |
| 64 . . . . .   | 804                 | 371   | 433    | 799                                       | 371   | 428    |
| 65 - 69. . . . .   | 2,876               | 1,252 | 1,624  | 2,859                                     | 1,243 | 1,616  |
| 65 . . . . .   | 574                 | 272   | 302    | 572                                       | 272   | 300    |
| 66 . . . . .   | 733                 | 316   | 417    | 728                                       | 313   | 415    |
| 67 . . . . .   | 700                 | 296   | 404    | 696                                       | 294   | 402    |
| 68 . . . . .   | 426                 | 181   | 245    | 424                                       | 180   | 244    |
| 69 . . . . .   | 443                 | 187   | 256    | 439                                       | 184   | 255    |
| 70 - 74. . . . .   | 2,121               | 859   | 1,262  | 2,106                                     | 853   | 1,253  |
| 70 . . . . .   | 396                 | 164   | 232    | 392                                       | 163   | 229    |
| 71 . . . . .   | 466                 | 183   | 283    | 464                                       | 182   | 282    |
| 72 . . . . .   | 417                 | 145   | 272    | 416                                       | 145   | 271    |
| 73 . . . . .   | 394                 | 169   | 225    | 390                                       | 168   | 222    |
| 74 . . . . .   | 448                 | 198   | 250    | 444                                       | 195   | 249    |
| 75 - 79. . . . .   | 1,491               | 568   | 923    | 1,485                                     | 568   | 917    |
| 75 . . . . .   | 363                 | 142   | 221    | 360                                       | 142   | 218    |
| 76 . . . . .   | 353                 | 134   | 219    | 352                                       | 134   | 218    |
| 77 . . . . .   | 326                 | 126   | 200    | 325                                       | 126   | 199    |
| 78 . . . . .   | 253                 | 93    | 160    | 252                                       | 93    | 159    |
| 79 . . . . .   | 196                 | 73    | 123    | 196                                       | 73    | 123    |

Table D1 - Resident population and resident population in private households by geographical district, single year of age and sex

| Country, Island,<br>Geographical District,<br>and Age (in years) | Resident population |      |        | Resident population in private households |      |        |
|--|---------------------|------|--------|---|------|--------|
|  | Both sexes          | Male | Female | Both sexes                                | Male | Female |
| GRAND PORT DISTRICT  |                     |      |        |   |      |        |
| 80 - 84. . . . .   | 930                 | 353  | 577    | 909                                       | 349  | 560    |
| 80 . . . . .   | 198                 | 64   | 134    | 190                                       | 62   | 128    |
| 81 . . . . .   | 206                 | 90   | 116    | 203                                       | 90   | 113    |
| 82 . . . . .   | 184                 | 71   | 113    | 179                                       | 70   | 109    |
| 83 . . . . .   | 174                 | 69   | 105    | 172                                       | 68   | 104    |
| 84 . . . . .   | 168                 | 59   | 109    | 165                                       | 59   | 106    |
| 85 - 89. . . . .   | 515                 | 161  | 354    | 504                                       | 160  | 344    |
| 85 . . . . .   | 158                 | 52   | 106    | 156                                       | 52   | 104    |
| 86 . . . . .   | 119                 | 40   | 79     | 118                                       | 40   | 78     |
| 87 . . . . .   | 104                 | 30   | 74     | 99  | 30   | 69     |
| 88 . . . . .   | 67                  | 19   | 48     | 66  | 19   | 47     |
| 89 . . . . .   | 67                  | 20   | 47     | 65  | 19   | 46     |
| 90 - 94. . . . .   | 159                 | 43   | 116    | 154                                       | 41   | 113    |
| 90 . . . . .   | 58                  | 17   | 41     | 57  | 17   | 40     |
| 91 . . . . .   | 42                  | 11   | 31     | 42  | 11   | 31     |
| 92 . . . . .   | 17                  | 2    | 15     | 16  | 1    | 15     |
| 93 . . . . .   | 25                  | 10   | 15     | 24  | 9    | 15     |
| 94 . . . . .   | 17                  | 3    | 14     | 15  | 3    | 12     |
| 95 - 99. . . . .   | 27                  | 5    | 22     | 26  | 5    | 21     |
| 95 . . . . .   | 5                   | 2    | 3      | 5   | 2    | 3      |
| 96 . . . . .   | 10                  | 1    | 9      | 10  | 1    | 9      |
| 97 . . . . .   | 6                   | 1    | 5      | 5   | 1    | 4      |
| 98 . . . . .   | 2                   | 1    | 1      | 2   | 1    | 1      |
| 99 . . . . .   | 4                   | -    | 4      | 4   | -    | 4      |
| 100 & Over. . . . .  | 4                   | 2    | 2      | 4   | 2    | 2      |
| 100 . . . . .  | 1                   | 1    | -      | 1   | 1    | -      |
| 101 . . . . .  | 1                   | 1    | -      | 1   | 1    | -      |
| 102 . . . . .  | -                   | -    | -      | -   | -    | -      |
| 103 . . . . .  | -                   | -    | -      | -   | -    | -      |
| 104+. . . . .  | 2                   | -    | 2      | 2   | -    | 2      |
| Not Stated . . . . .   | 28                  | 13   | 15     | 28  | 13   | 15     |

Table D1 - Resident population and resident population in private households by geographical district, single year of age and sex

| Country, Island,<br>Geographical District,<br>and Age (in years) | Resident population |        |        | Resident population in private households |        |        |
|--|---------------------|--------|--------|---|--------|--------|
|  | Both sexes          | Male   | Female | Both sexes                                | Male   | Female |
| SAVANNE DISTRICT   |                     |        |        |   |        |        |
| All ages. . . . .  | 67,906              | 33,485 | 34,421 | 66,766                                    | 33,069 | 33,697 |
| 0 - 4 . . . . .  | 4,136               | 2,068  | 2,068  | 4,136                                     | 2,068  | 2,068  |
| Under 1. . . . .   | 687                 | 339    | 348    | 687                                       | 339    | 348    |
| 1 . . . . .  | 790                 | 398    | 392    | 790                                       | 398    | 392    |
| 2 . . . . .  | 872                 | 414    | 458    | 872                                       | 414    | 458    |
| 3 . . . . .  | 858                 | 424    | 434    | 858                                       | 424    | 434    |
| 4 . . . . .  | 929                 | 493    | 436    | 929                                       | 493    | 436    |
| 5 - 9 . . . . .  | 5,010               | 2,557  | 2,453  | 5,010                                     | 2,557  | 2,453  |
| 5 . . . . .  | 923                 | 456    | 467    | 923                                       | 456    | 467    |
| 6 . . . . .  | 1,018               | 524    | 494    | 1,018                                     | 524    | 494    |
| 7 . . . . .  | 974                 | 504    | 470    | 974                                       | 504    | 470    |
| 8 . . . . .  | 1,069               | 541    | 528    | 1,069                                     | 541    | 528    |
| 9 . . . . .  | 1,026               | 532    | 494    | 1,026                                     | 532    | 494    |
| 10 - 14. . . . .   | 5,100               | 2,639  | 2,461  | 5,100                                     | 2,639  | 2,461  |
| 10 . . . . .   | 1,064               | 546    | 518    | 1,064                                     | 546    | 518    |
| 11 . . . . .   | 1,012               | 535    | 477    | 1,012                                     | 535    | 477    |
| 12 . . . . .   | 968                 | 495    | 473    | 968                                       | 495    | 473    |
| 13 . . . . .   | 1,042               | 557    | 485    | 1,042                                     | 557    | 485    |
| 14 . . . . .   | 1,014               | 506    | 508    | 1,014                                     | 506    | 508    |
| 15 - 19. . . . .   | 5,695               | 2,872  | 2,823  | 5,693                                     | 2,872  | 2,821  |
| 15 . . . . .   | 1,112               | 556    | 556    | 1,112                                     | 556    | 556    |
| 16 . . . . .   | 1,060               | 525    | 535    | 1,060                                     | 525    | 535    |
| 17 . . . . .   | 1,137               | 567    | 570    | 1,136                                     | 567    | 569    |
| 18 . . . . .   | 1,242               | 635    | 607    | 1,241                                     | 635    | 606    |
| 19 . . . . .   | 1,144               | 589    | 555    | 1,144                                     | 589    | 555    |
| 20 - 24. . . . .   | 5,133               | 2,667  | 2,466  | 5,029                                     | 2,602  | 2,427  |
| 20 . . . . .   | 1,160               | 594    | 566    | 1,155                                     | 589    | 566    |
| 21 . . . . .   | 1,065               | 556    | 509    | 1,060                                     | 551    | 509    |
| 22 . . . . .   | 1,005               | 519    | 486    | 985                                       | 504    | 481    |
| 23 . . . . .   | 999                 | 539    | 460    | 967                                       | 518    | 449    |
| 24 . . . . .   | 904                 | 459    | 445    | 862                                       | 440    | 422    |
| 25 - 29. . . . .   | 5,067               | 2,392  | 2,675  | 4,509                                     | 2,264  | 2,245  |
| 25 . . . . .   | 950                 | 463    | 487    | 896                                       | 441    | 455    |
| 26 . . . . .   | 974                 | 450    | 524    | 853                                       | 424    | 429    |
| 27 . . . . .   | 1,012               | 460    | 552    | 880                                       | 432    | 448    |
| 28 . . . . .   | 997                 | 481    | 516    | 858                                       | 450    | 408    |
| 29 . . . . .   | 1,134               | 538    | 596    | 1,022                                     | 517    | 505    |
| 30 - 34. . . . .   | 5,671               | 2,872  | 2,799  | 5,399                                     | 2,757  | 2,642  |
| 30 . . . . .   | 1,128               | 590    | 538    | 1,066                                     | 565    | 501    |
| 31 . . . . .   | 1,224               | 605    | 619    | 1,143                                     | 572    | 571    |
| 32 . . . . .   | 1,124               | 569    | 555    | 1,062                                     | 541    | 521    |
| 33 . . . . .   | 1,133               | 560    | 573    | 1,095                                     | 548    | 547    |
| 34 . . . . .   | 1,062               | 548    | 514    | 1,033                                     | 531    | 502    |
| 35 - 39. . . . .   | 4,500               | 2,261  | 2,239  | 4,421                                     | 2,213  | 2,208  |
| 35 . . . . .   | 989                 | 515    | 474    | 960                                       | 500    | 460    |
| 36 . . . . .   | 946                 | 480    | 466    | 923                                       | 467    | 456    |
| 37 . . . . .   | 922                 | 444    | 478    | 909                                       | 435    | 474    |
| 38 . . . . .   | 802                 | 393    | 409    | 790                                       | 384    | 406    |
| 39 . . . . .   | 841                 | 429    | 412    | 839                                       | 427    | 412    |



Table D1 - Resident population and resident population in private households by geographical district, single year of age and sex

| Country, Island,<br>Geographical District,<br>and Age (in years) | Resident population |       |        | Resident population in private households |       |        |
|--|---------------------|-------|--------|---|-------|--------|
|  | Both sexes          | Male  | Female | Both sexes                                | Male  | Female |
| SAVANNE DISTRICT   |                     |       |        |   |       |        |
| 40 - 44. . . . .   | 5,000               | 2,543 | 2,457  | 4,985                                     | 2,534 | 2,451  |
| 40 . . . . .   | 850                 | 419   | 431    | 847                                       | 416   | 431    |
| 41 . . . . .   | 1,054               | 532   | 522    | 1,047                                     | 529   | 518    |
| 42 . . . . .   | 963                 | 480   | 483    | 960                                       | 478   | 482    |
| 43 . . . . .   | 1,101               | 553   | 548    | 1,100                                     | 552   | 548    |
| 44 . . . . .   | 1,032               | 559   | 473    | 1,031                                     | 559   | 472    |
| 45 - 49. . . . .   | 5,737               | 2,954 | 2,783  | 5,726                                     | 2,946 | 2,780  |
| 45 . . . . .   | 1,200               | 614   | 586    | 1,199                                     | 613   | 586    |
| 46 . . . . .   | 1,087               | 554   | 533    | 1,084                                     | 553   | 531    |
| 47 . . . . .   | 1,195               | 600   | 595    | 1,193                                     | 599   | 594    |
| 48 . . . . .   | 1,144               | 589   | 555    | 1,141                                     | 586   | 555    |
| 49 . . . . .   | 1,111               | 597   | 514    | 1,109                                     | 595   | 514    |
| 50 - 54. . . . .   | 4,709               | 2,397 | 2,312  | 4,697                                     | 2,388 | 2,309  |
| 50 . . . . .   | 1,002               | 502   | 500    | 1,001                                     | 501   | 500    |
| 51 . . . . .   | 1,017               | 511   | 506    | 1,015                                     | 509   | 506    |
| 52 . . . . .   | 904                 | 477   | 427    | 903                                       | 477   | 426    |
| 53 . . . . .   | 905                 | 436   | 469    | 904                                       | 436   | 468    |
| 54 . . . . .   | 881                 | 471   | 410    | 874                                       | 465   | 409    |
| 55 - 59. . . . .   | 3,722               | 1,782 | 1,940  | 3,714                                     | 1,775 | 1,939  |
| 55 . . . . .   | 863                 | 435   | 428    | 862                                       | 434   | 428    |
| 56 . . . . .   | 732                 | 352   | 380    | 730                                       | 350   | 380    |
| 57 . . . . .   | 702                 | 328   | 374    | 699                                       | 325   | 374    |
| 58 . . . . .   | 810                 | 377   | 433    | 809                                       | 376   | 433    |
| 59 . . . . .   | 615                 | 290   | 325    | 614                                       | 290   | 324    |
| 60 - 64. . . . .   | 3,128               | 1,419 | 1,709  | 3,115                                     | 1,410 | 1,705  |
| 60 . . . . .   | 779                 | 371   | 408    | 775                                       | 368   | 407    |
| 61 . . . . .   | 690                 | 315   | 375    | 688                                       | 313   | 375    |
| 62 . . . . .   | 647                 | 299   | 348    | 644                                       | 297   | 347    |
| 63 . . . . .   | 561                 | 252   | 309    | 561                                       | 252   | 309    |
| 64 . . . . .   | 451                 | 182   | 269    | 447                                       | 180   | 267    |
| 65 - 69. . . . .   | 1,905               | 790   | 1,115  | 1,896                                     | 788   | 1,108  |
| 65 . . . . .   | 419                 | 184   | 235    | 414                                       | 183   | 231    |
| 66 . . . . .   | 470                 | 190   | 280    | 469                                       | 190   | 279    |
| 67 . . . . .   | 489                 | 200   | 289    | 486                                       | 199   | 287    |
| 68 . . . . .   | 261                 | 109   | 152    | 261                                       | 109   | 152    |
| 69 . . . . .   | 266                 | 107   | 159    | 266                                       | 107   | 159    |
| 70 - 74. . . . .   | 1,314               | 537   | 777    | 1,304                                     | 533   | 771    |
| 70 . . . . .   | 215                 | 93    | 122    | 214                                       | 93    | 121    |
| 71 . . . . .   | 301                 | 115   | 186    | 301                                       | 115   | 186    |
| 72 . . . . .   | 248                 | 108   | 140    | 246                                       | 107   | 139    |
| 73 . . . . .   | 259                 | 104   | 155    | 254                                       | 101   | 153    |
| 74 . . . . .   | 291                 | 117   | 174    | 289                                       | 117   | 172    |
| 75 - 79. . . . .   | 941                 | 362   | 579    | 928                                       | 358   | 570    |
| 75 . . . . .   | 249                 | 88    | 161    | 247                                       | 88    | 159    |
| 76 . . . . .   | 206                 | 85    | 121    | 204                                       | 83    | 121    |
| 77 . . . . .   | 190                 | 89    | 101    | 189                                       | 88    | 101    |
| 78 . . . . .   | 169                 | 52    | 117    | 163                                       | 51    | 112    |
| 79 . . . . .   | 127                 | 48    | 79     | 125                                       | 48    | 77     |

Table D1 - Resident population and resident population in private households by geographical district, single year of age and sex

| Country, Island,<br>Geographical District,<br>and Age (in years) | Resident population |      |        | Resident population in private households |      |        |
|--|---------------------|------|--------|---|------|--------|
|  | Both sexes          | Male | Female | Both sexes                                | Male | Female |
| SAVANNE DISTRICT   |                     |      |        |   |      |        |
| 80 - 84. . . . .   | 639                 | 215  | 424    | 621                                       | 212  | 409    |
| 80 . . . . .   | 136                 | 51   | 85     | 131                                       | 50   | 81     |
| 81 . . . . .   | 127                 | 45   | 82     | 124                                       | 45   | 79     |
| 82 . . . . .   | 133                 | 46   | 87     | 132                                       | 46   | 86     |
| 83 . . . . .   | 131                 | 40   | 91     | 126                                       | 38   | 88     |
| 84 . . . . .   | 112                 | 33   | 79     | 108                                       | 33   | 75     |
| 85 - 89. . . . .   | 374                 | 126  | 248    | 365                                       | 123  | 242    |
| 85 . . . . .   | 96                  | 36   | 60     | 95  | 36   | 59     |
| 86 . . . . .   | 76                  | 30   | 46     | 76  | 30   | 46     |
| 87 . . . . .   | 90                  | 27   | 63     | 88  | 26   | 62     |
| 88 . . . . .   | 70                  | 21   | 49     | 68  | 21   | 47     |
| 89 . . . . .   | 42                  | 12   | 30     | 38  | 10   | 28     |
| 90 - 94. . . . .   | 94                  | 21   | 73     | 91  | 21   | 70     |
| 90 . . . . .   | 24                  | 4    | 20     | 23  | 4    | 19     |
| 91 . . . . .   | 26                  | 7    | 19     | 26  | 7    | 19     |
| 92 . . . . .   | 21                  | 4    | 17     | 20  | 4    | 16     |
| 93 . . . . .   | 10                  | 2    | 8      | 10  | 2    | 8      |
| 94 . . . . .   | 13                  | 4    | 9      | 12  | 4    | 8      |
| 95 - 99. . . . .   | 19                  | 6    | 13     | 18  | 6    | 12     |
| 95 . . . . .   | 8                   | 4    | 4      | 8   | 4    | 4      |
| 96 . . . . .   | 4                   | -    | 4      | 3   | -    | 3      |
| 97 . . . . .   | 5                   | 1    | 4      | 5   | 1    | 4      |
| 98 . . . . .   | 1                   | 1    | -      | 1   | 1    | -      |
| 99 . . . . .   | 1                   | -    | 1      | 1   | -    | 1      |
| 100 & Over. . . . .  | 4                   | 1    | 3      | 4   | 1    | 3      |
| 100 . . . . .  | 1                   | -    | 1      | 1   | -    | 1      |
| 101 . . . . .  | -                   | -    | -      | -   | -    | -      |
| 102 . . . . .  | 2                   | -    | 2      | 2   | -    | 2      |
| 103 . . . . .  | 1                   | 1    | -      | 1   | 1    | -      |
| 104+ . . . . .   | -                   | -    | -      | -   | -    | -      |
| Not Stated . . . . .   | 8                   | 4    | 4      | 5   | 2    | 3      |

Table D1 - Resident population and resident population in private households by geographical district, single year of age and sex

| Country, Island,<br>Geographical District,<br>and Age (in years) | Resident population |         |         | Resident population in private households |         |         |
|--|---------------------|---------|---------|---|---------|---------|
|  | Both sexes          | Male    | Female  | Both sexes                                | Male    | Female  |
| PLAINES WILHEMS DISTRICT   |                     |         |         |   |         |         |
| All ages . . . . .   | 362,292             | 176,603 | 185,689 | 351,163                                   | 170,838 | 180,325 |
| 0 - 4 . . . . .  | 18,212              | 9,166   | 9,046   | 18,149                                    | 9,125   | 9,024   |
| Under 1 . . . . .  | 3,001               | 1,505   | 1,496   | 2,984                                     | 1,492   | 1,492   |
| 1 . . . . .  | 3,549               | 1,793   | 1,756   | 3,539                                     | 1,786   | 1,753   |
| 2 . . . . .  | 3,718               | 1,841   | 1,877   | 3,705                                     | 1,835   | 1,870   |
| 3 . . . . .  | 3,919               | 1,960   | 1,959   | 3,910                                     | 1,955   | 1,955   |
| 4 . . . . .  | 4,025               | 2,067   | 1,958   | 4,011                                     | 2,057   | 1,954   |
| 5 - 9 . . . . .  | 22,265              | 11,204  | 11,061  | 22,217                                    | 11,186  | 11,031  |
| 5 . . . . .  | 4,212               | 2,161   | 2,051   | 4,201                                     | 2,155   | 2,046   |
| 6 . . . . .  | 4,345               | 2,157   | 2,188   | 4,337                                     | 2,154   | 2,183   |
| 7 . . . . .  | 4,460               | 2,269   | 2,191   | 4,454                                     | 2,267   | 2,187   |
| 8 . . . . .  | 4,634               | 2,268   | 2,366   | 4,623                                     | 2,263   | 2,360   |
| 9 . . . . .  | 4,614               | 2,349   | 2,265   | 4,602                                     | 2,347   | 2,255   |
| 10 - 14 . . . . .  | 24,664              | 12,214  | 12,450  | 24,562                                    | 12,181  | 12,381  |
| 10 . . . . .   | 4,974               | 2,479   | 2,495   | 4,968                                     | 2,476   | 2,492   |
| 11 . . . . .   | 4,799               | 2,383   | 2,416   | 4,784                                     | 2,377   | 2,407   |
| 12 . . . . .   | 4,898               | 2,405   | 2,493   | 4,879                                     | 2,400   | 2,479   |
| 13 . . . . .   | 4,963               | 2,421   | 2,542   | 4,925                                     | 2,415   | 2,510   |
| 14 . . . . .   | 5,030               | 2,526   | 2,504   | 5,006                                     | 2,513   | 2,493   |
| 15 - 19 . . . . .  | 27,946              | 14,010  | 13,936  | 27,762                                    | 13,907  | 13,855  |
| 15 . . . . .   | 5,287               | 2,658   | 2,629   | 5,252                                     | 2,648   | 2,604   |
| 16 . . . . .   | 5,478               | 2,733   | 2,745   | 5,431                                     | 2,714   | 2,717   |
| 17 . . . . .   | 5,555               | 2,775   | 2,780   | 5,504                                     | 2,742   | 2,762   |
| 18 . . . . .   | 5,846               | 2,976   | 2,870   | 5,825                                     | 2,960   | 2,865   |
| 19 . . . . .   | 5,780               | 2,868   | 2,912   | 5,750                                     | 2,843   | 2,907   |
| 20 - 24 . . . . .  | 26,331              | 13,083  | 13,248  | 25,164                                    | 12,524  | 12,640  |
| 20 . . . . .   | 5,550               | 2,751   | 2,799   | 5,484                                     | 2,705   | 2,779   |
| 21 . . . . .   | 5,479               | 2,699   | 2,780   | 5,348                                     | 2,635   | 2,713   |
| 22 . . . . .   | 5,264               | 2,656   | 2,608   | 5,027                                     | 2,540   | 2,487   |
| 23 . . . . .   | 5,160               | 2,591   | 2,569   | 4,794                                     | 2,437   | 2,357   |
| 24 . . . . .   | 4,878               | 2,386   | 2,492   | 4,511                                     | 2,207   | 2,304   |
| 25 - 29 . . . . .  | 26,335              | 12,943  | 13,392  | 23,172                                    | 11,534  | 11,638  |
| 25 . . . . .   | 4,812               | 2,359   | 2,453   | 4,318                                     | 2,130   | 2,188   |
| 26 . . . . .   | 5,180               | 2,511   | 2,669   | 4,481                                     | 2,241   | 2,240   |
| 27 . . . . .   | 5,205               | 2,549   | 2,656   | 4,576                                     | 2,285   | 2,291   |
| 28 . . . . .   | 5,376               | 2,642   | 2,734   | 4,682                                     | 2,317   | 2,365   |
| 29 . . . . .   | 5,762               | 2,882   | 2,880   | 5,115                                     | 2,561   | 2,554   |
| 30 - 34 . . . . .  | 28,938              | 14,483  | 14,455  | 26,843                                    | 13,257  | 13,586  |
| 30 . . . . .   | 5,902               | 2,937   | 2,965   | 5,423                                     | 2,660   | 2,763   |
| 31 . . . . .   | 6,264               | 3,143   | 3,121   | 5,746                                     | 2,873   | 2,873   |
| 32 . . . . .   | 5,892               | 2,962   | 2,930   | 5,496                                     | 2,717   | 2,779   |
| 33 . . . . .   | 5,684               | 2,842   | 2,842   | 5,319                                     | 2,618   | 2,701   |
| 34 . . . . .   | 5,196               | 2,599   | 2,597   | 4,859                                     | 2,389   | 2,470   |
| 35 - 39 . . . . .  | 23,778              | 11,540  | 12,238  | 22,546                                    | 10,854  | 11,692  |
| 35 . . . . .   | 4,889               | 2,394   | 2,495   | 4,600                                     | 2,226   | 2,374   |
| 36 . . . . .   | 5,056               | 2,467   | 2,589   | 4,789                                     | 2,308   | 2,481   |
| 37 . . . . .   | 4,964               | 2,408   | 2,556   | 4,740                                     | 2,285   | 2,455   |
| 38 . . . . .   | 4,395               | 2,126   | 2,269   | 4,155                                     | 2,003   | 2,152   |
| 39 . . . . .   | 4,474               | 2,145   | 2,329   | 4,262                                     | 2,032   | 2,230   |

Table D1 - Resident population and resident population in private households by geographical district, single year of age and sex

| Country, Island,<br>Geographical District,<br>and Age (in years) | Resident population |        |        | Resident population in private households |        |        |
|--|---------------------|--------|--------|---|--------|--------|
|  | Both sexes          | Male   | Female | Both sexes                                | Male   | Female |
| PLAINES WILHEMS DISTRICT   |                     |        |        |   |        |        |
| 40 - 44 . . . . .  | 25,357              | 12,497 | 12,860 | 24,548                                    | 12,000 | 12,548 |
| 40 . . . . .   | 4,785               | 2,397  | 2,388  | 4,543                                     | 2,254  | 2,289  |
| 41 . . . . .   | 4,965               | 2,432  | 2,533  | 4,802                                     | 2,340  | 2,462  |
| 42 . . . . .   | 4,772               | 2,322  | 2,450  | 4,629                                     | 2,244  | 2,385  |
| 43 . . . . .   | 5,415               | 2,638  | 2,777  | 5,281                                     | 2,541  | 2,740  |
| 44 . . . . .   | 5,420               | 2,708  | 2,712  | 5,293                                     | 2,621  | 2,672  |
| 45 - 49 . . . . .  | 30,513              | 15,129 | 15,384 | 30,033                                    | 14,765 | 15,268 |
| 45 . . . . .   | 6,118               | 3,094  | 3,024  | 5,998                                     | 2,999  | 2,999  |
| 46 . . . . .   | 5,999               | 2,946  | 3,053  | 5,899                                     | 2,874  | 3,025  |
| 47 . . . . .   | 6,158               | 3,055  | 3,103  | 6,087                                     | 3,000  | 3,087  |
| 48 . . . . .   | 6,100               | 3,021  | 3,079  | 5,998                                     | 2,947  | 3,051  |
| 49 . . . . .   | 6,138               | 3,013  | 3,125  | 6,051                                     | 2,945  | 3,106  |
| 50 - 54 . . . . .  | 27,641              | 13,631 | 14,010 | 27,328                                    | 13,425 | 13,903 |
| 50 . . . . .   | 5,729               | 2,872  | 2,857  | 5,657                                     | 2,827  | 2,830  |
| 51 . . . . .   | 5,642               | 2,812  | 2,830  | 5,558                                     | 2,754  | 2,804  |
| 52 . . . . .   | 5,494               | 2,681  | 2,813  | 5,425                                     | 2,634  | 2,791  |
| 53 . . . . .   | 5,318               | 2,608  | 2,710  | 5,276                                     | 2,581  | 2,695  |
| 54 . . . . .   | 5,458               | 2,658  | 2,800  | 5,412                                     | 2,629  | 2,783  |
| 55 - 59 . . . . .  | 24,038              | 11,896 | 12,142 | 23,773                                    | 11,727 | 12,046 |
| 55 . . . . .   | 5,260               | 2,659  | 2,601  | 5,211                                     | 2,625  | 2,586  |
| 56 . . . . .   | 4,779               | 2,361  | 2,418  | 4,733                                     | 2,330  | 2,403  |
| 57 . . . . .   | 4,754               | 2,354  | 2,400  | 4,700                                     | 2,323  | 2,377  |
| 58 . . . . .   | 4,833               | 2,350  | 2,483  | 4,772                                     | 2,311  | 2,461  |
| 59 . . . . .   | 4,412               | 2,172  | 2,240  | 4,357                                     | 2,138  | 2,219  |
| 60 - 64 . . . . .  | 18,892              | 8,976  | 9,916  | 18,675                                    | 8,866  | 9,809  |
| 60 . . . . .   | 4,647               | 2,245  | 2,402  | 4,588                                     | 2,207  | 2,381  |
| 61 . . . . .   | 4,089               | 1,939  | 2,150  | 4,058                                     | 1,927  | 2,131  |
| 62 . . . . .   | 3,529               | 1,668  | 1,861  | 3,478                                     | 1,648  | 1,830  |
| 63 . . . . .   | 3,444               | 1,589  | 1,855  | 3,408                                     | 1,573  | 1,835  |
| 64 . . . . .   | 3,183               | 1,535  | 1,648  | 3,143                                     | 1,511  | 1,632  |
| 65 - 69 . . . . .  | 12,470              | 5,691  | 6,779  | 12,306                                    | 5,617  | 6,689  |
| 65 . . . . .   | 2,665               | 1,205  | 1,460  | 2,628                                     | 1,187  | 1,441  |
| 66 . . . . .   | 2,942               | 1,360  | 1,582  | 2,914                                     | 1,346  | 1,568  |
| 67 . . . . .   | 2,604               | 1,172  | 1,432  | 2,565                                     | 1,154  | 1,411  |
| 68 . . . . .   | 2,133               | 963    | 1,170  | 2,102                                     | 952    | 1,150  |
| 69 . . . . .   | 2,126               | 991    | 1,135  | 2,097                                     | 978    | 1,119  |
| 70 - 74 . . . . .  | 9,541               | 4,233  | 5,308  | 9,376                                     | 4,161  | 5,215  |
| 70 . . . . .   | 2,000               | 880    | 1,120  | 1,966                                     | 863    | 1,103  |
| 71 . . . . .   | 2,021               | 944    | 1,077  | 1,988                                     | 929    | 1,059  |
| 72 . . . . .   | 1,934               | 867    | 1,067  | 1,903                                     | 850    | 1,053  |
| 73 . . . . .   | 1,774               | 772    | 1,002  | 1,741                                     | 764    | 977    |
| 74 . . . . .   | 1,812               | 770    | 1,042  | 1,778                                     | 755    | 1,023  |
| 75 - 79 . . . . .  | 7,042               | 2,953  | 4,089  | 6,883                                     | 2,899  | 3,984  |
| 75 . . . . .   | 1,639               | 706    | 933    | 1,600                                     | 691    | 909    |
| 76 . . . . .   | 1,560               | 655    | 905    | 1,520                                     | 639    | 881    |
| 77 . . . . .   | 1,487               | 631    | 856    | 1,463                                     | 624    | 839    |
| 78 . . . . .   | 1,230               | 511    | 719    | 1,204                                     | 502    | 702    |
| 79 . . . . .   | 1,126               | 450    | 676    | 1,096                                     | 443    | 653    |

Table D1 - Resident population and resident population in private households by geographical district, single year of age and sex

| Country, Island,<br>Geographical District,<br>and Age (in years) | Resident population |       |        | Resident population in private households |       |        |
|--|---------------------|-------|--------|---|-------|--------|
|  | Both sexes          | Male  | Female | Both sexes                                | Male  | Female |
| PLAINES WILHEMS DISTRICT   |                     |       |        |   |       |        |
| 80 - 84. . . . .   | 4,477               | 1,676 | 2,801  | 4,307                                     | 1,640 | 2,667  |
| 80 . . . . .   | 1,006               | 366   | 640    | 973                                       | 361   | 612    |
| 81 . . . . .   | 960                 | 379   | 581    | 921                                       | 369   | 552    |
| 82 . . . . .   | 917                 | 342   | 575    | 884                                       | 336   | 548    |
| 83 . . . . .   | 858                 | 334   | 524    | 826                                       | 329   | 497    |
| 84 . . . . .   | 736                 | 255   | 481    | 703                                       | 245   | 458    |
| 85 - 89. . . . .   | 2,555               | 881   | 1,674  | 2,414                                     | 846   | 1,568  |
| 85 . . . . .   | 768                 | 287   | 481    | 737                                       | 281   | 456    |
| 86 . . . . .   | 602                 | 211   | 391    | 570                                       | 202   | 368    |
| 87 . . . . .   | 488                 | 158   | 330    | 457                                       | 152   | 305    |
| 88 . . . . .   | 379                 | 134   | 245    | 355                                       | 125   | 230    |
| 89 . . . . .   | 318                 | 91    | 227    | 295                                       | 86    | 209    |
| 90 - 94. . . . .   | 803                 | 215   | 588    | 720                                       | 201   | 519    |
| 90 . . . . .   | 265                 | 73    | 192    | 241                                       | 68    | 173    |
| 91 . . . . .   | 179                 | 50    | 129    | 164                                       | 47    | 117    |
| 92 . . . . .   | 131                 | 33    | 98     | 119                                       | 33    | 86     |
| 93 . . . . .   | 125                 | 33    | 92     | 109                                       | 30    | 79     |
| 94 . . . . .   | 103                 | 26    | 77     | 87  | 23    | 64     |
| 95 - 99. . . . .   | 226                 | 45    | 181    | 191                                       | 39    | 152    |
| 95 . . . . .   | 69                  | 16    | 53     | 56  | 15    | 41     |
| 96 . . . . .   | 59                  | 9     | 50     | 48  | 6     | 42     |
| 97 . . . . .   | 45                  | 12    | 33     | 38  | 10    | 28     |
| 98 . . . . .   | 32                  | 4     | 28     | 30  | 4     | 26     |
| 99 . . . . .   | 21                  | 4     | 17     | 19  | 4     | 15     |
| 100 & Over. . . . .  | 39                  | 5     | 34     | 37  | 5     | 32     |
| 100 . . . . .  | 14                  | 2     | 12     | 14  | 2     | 12     |
| 101 . . . . .  | 5                   | -     | 5      | 5   | -     | 5      |
| 102 . . . . .  | 8                   | 1     | 7      | 7   | 1     | 6      |
| 103 . . . . .  | 6                   | 2     | 4      | 5   | 2     | 3      |
| 104+. . . . .  | 6                   | -     | 6      | 6   | -     | 6      |
| Not Stated . . . . .   | 229                 | 132   | 97     | 157                                       | 79    | 78     |

Table D1 - Resident population and resident population in private households by geographical district, single year of age and sex

| Country, Island,<br>Geographical District,<br>and Age (in years) | Resident population |        |        | Resident population in private households |        |        |
|--|---------------------|--------|--------|---|--------|--------|
|  | Both sexes          | Male   | Female | Both sexes                                | Male   | Female |
| MOKA DISTRICT  |                     |        |        |   |        |        |
| All ages. . . . .  | 82,301              | 40,909 | 41,392 | 80,546                                    | 39,724 | 40,822 |
| 0 - 4 . . . . .  | 4,871               | 2,493  | 2,378  | 4,866                                     | 2,491  | 2,375  |
| Under 1. . . . .   | 833                 | 440    | 393    | 833                                       | 440    | 393    |
| 1 . . . . .  | 904                 | 452    | 452    | 901                                       | 450    | 451    |
| 2 . . . . .  | 1,025               | 538    | 487    | 1,024                                     | 538    | 486    |
| 3 . . . . .  | 1,072               | 538    | 534    | 1,072                                     | 538    | 534    |
| 4 . . . . .  | 1,037               | 525    | 512    | 1,036                                     | 525    | 511    |
| 5 - 9 . . . . .  | 6,119               | 3,149  | 2,970  | 6,118                                     | 3,149  | 2,969  |
| 5 . . . . .  | 1,132               | 616    | 516    | 1,132                                     | 616    | 516    |
| 6 . . . . .  | 1,167               | 581    | 586    | 1,167                                     | 581    | 586    |
| 7 . . . . .  | 1,306               | 650    | 656    | 1,306                                     | 650    | 656    |
| 8 . . . . .  | 1,269               | 665    | 604    | 1,268                                     | 665    | 603    |
| 9 . . . . .  | 1,245               | 637    | 608    | 1,245                                     | 637    | 608    |
| 10 - 14. . . . .   | 6,336               | 3,206  | 3,130  | 6,335                                     | 3,205  | 3,130  |
| 10 . . . . .   | 1,297               | 648    | 649    | 1,297                                     | 648    | 649    |
| 11 . . . . .   | 1,311               | 663    | 648    | 1,311                                     | 663    | 648    |
| 12 . . . . .   | 1,238               | 603    | 635    | 1,237                                     | 602    | 635    |
| 13 . . . . .   | 1,238               | 640    | 598    | 1,238                                     | 640    | 598    |
| 14 . . . . .   | 1,252               | 652    | 600    | 1,252                                     | 652    | 600    |
| 15 - 19. . . . .   | 6,544               | 3,285  | 3,259  | 6,519                                     | 3,277  | 3,242  |
| 15 . . . . .   | 1,231               | 612    | 619    | 1,231                                     | 612    | 619    |
| 16 . . . . .   | 1,361               | 715    | 646    | 1,361                                     | 715    | 646    |
| 17 . . . . .   | 1,311               | 651    | 660    | 1,310                                     | 650    | 660    |
| 18 . . . . .   | 1,300               | 635    | 665    | 1,292                                     | 634    | 658    |
| 19 . . . . .   | 1,341               | 672    | 669    | 1,325                                     | 666    | 659    |
| 20 - 24. . . . .   | 6,226               | 3,122  | 3,104  | 5,858                                     | 2,906  | 2,952  |
| 20 . . . . .   | 1,347               | 686    | 661    | 1,280                                     | 646    | 634    |
| 21 . . . . .   | 1,328               | 642    | 686    | 1,239                                     | 614    | 625    |
| 22 . . . . .   | 1,289               | 650    | 639    | 1,213                                     | 608    | 605    |
| 23 . . . . .   | 1,185               | 600    | 585    | 1,101                                     | 541    | 560    |
| 24 . . . . .   | 1,077               | 544    | 533    | 1,025                                     | 497    | 528    |
| 25 - 29. . . . .   | 5,992               | 3,122  | 2,870  | 5,536                                     | 2,743  | 2,793  |
| 25 . . . . .   | 1,057               | 537    | 520    | 975                                       | 467    | 508    |
| 26 . . . . .   | 1,118               | 571    | 547    | 1,021                                     | 504    | 517    |
| 27 . . . . .   | 1,200               | 629    | 571    | 1,106                                     | 551    | 555    |
| 28 . . . . .   | 1,248               | 637    | 611    | 1,165                                     | 561    | 604    |
| 29 . . . . .   | 1,369               | 748    | 621    | 1,269                                     | 660    | 609    |
| 30 - 34. . . . .   | 7,112               | 3,578  | 3,534  | 6,794                                     | 3,333  | 3,461  |
| 30 . . . . .   | 1,333               | 683    | 650    | 1,258                                     | 617    | 641    |
| 31 . . . . .   | 1,606               | 792    | 814    | 1,539                                     | 732    | 807    |
| 32 . . . . .   | 1,422               | 697    | 725    | 1,360                                     | 652    | 708    |
| 33 . . . . .   | 1,412               | 723    | 689    | 1,353                                     | 682    | 671    |
| 34 . . . . .   | 1,339               | 683    | 656    | 1,284                                     | 650    | 634    |
| 35 - 39. . . . .   | 6,215               | 3,189  | 3,026  | 5,964                                     | 3,036  | 2,928  |
| 35 . . . . .   | 1,243               | 624    | 619    | 1,189                                     | 583    | 606    |
| 36 . . . . .   | 1,351               | 691    | 660    | 1,287                                     | 657    | 630    |
| 37 . . . . .   | 1,265               | 649    | 616    | 1,230                                     | 631    | 599    |
| 38 . . . . .   | 1,179               | 615    | 564    | 1,133                                     | 582    | 551    |
| 39 . . . . .   | 1,177               | 610    | 567    | 1,125                                     | 583    | 542    |

Table D1 - Resident population and resident population in private households by geographical district, single year of age and sex

| Country, Island,<br>Geographical District,<br>and Age (in years) | Resident population |       |        | Resident population in private households |       |        |
|--|---------------------|-------|--------|---|-------|--------|
|  | Both sexes          | Male  | Female | Both sexes                                | Male  | Female |
| MOKA DISTRICT  |                     |       |        |   |       |        |
| 40 - 44 . . . . .  | 6,077               | 3,114 | 2,963  | 5,913                                     | 3,030 | 2,883  |
| 40 . . . . .   | 1,138               | 584   | 554    | 1,093                                     | 555   | 538    |
| 41 . . . . .   | 1,253               | 657   | 596    | 1,217                                     | 640   | 577    |
| 42 . . . . .   | 1,171               | 606   | 565    | 1,134                                     | 590   | 544    |
| 43 . . . . .   | 1,353               | 679   | 674    | 1,326                                     | 665   | 661    |
| 44 . . . . .   | 1,162               | 588   | 574    | 1,143                                     | 580   | 563    |
| 45 - 49 . . . . .  | 6,664               | 3,377 | 3,287  | 6,594                                     | 3,332 | 3,262  |
| 45 . . . . .   | 1,442               | 737   | 705    | 1,421                                     | 724   | 697    |
| 46 . . . . .   | 1,356               | 722   | 634    | 1,333                                     | 707   | 626    |
| 47 . . . . .   | 1,332               | 650   | 682    | 1,322                                     | 644   | 678    |
| 48 . . . . .   | 1,260               | 651   | 609    | 1,251                                     | 646   | 605    |
| 49 . . . . .   | 1,274               | 617   | 657    | 1,267                                     | 611   | 656    |
| 50 - 54 . . . . .  | 5,537               | 2,716 | 2,821  | 5,512                                     | 2,701 | 2,811  |
| 50 . . . . .   | 1,148               | 570   | 578    | 1,144                                     | 567   | 577    |
| 51 . . . . .   | 1,095               | 532   | 563    | 1,092                                     | 530   | 562    |
| 52 . . . . .   | 1,111               | 527   | 584    | 1,107                                     | 525   | 582    |
| 53 . . . . .   | 1,100               | 555   | 545    | 1,092                                     | 550   | 542    |
| 54 . . . . .   | 1,083               | 532   | 551    | 1,077                                     | 529   | 548    |
| 55 - 59 . . . . .  | 4,763               | 2,245 | 2,518  | 4,750                                     | 2,239 | 2,511  |
| 55 . . . . .   | 1,035               | 489   | 546    | 1,034                                     | 488   | 546    |
| 56 . . . . .   | 932                 | 437   | 495    | 930                                       | 435   | 495    |
| 57 . . . . .   | 935                 | 437   | 498    | 932                                       | 436   | 496    |
| 58 . . . . .   | 952                 | 450   | 502    | 949                                       | 450   | 499    |
| 59 . . . . .   | 909                 | 432   | 477    | 905                                       | 430   | 475    |
| 60 - 64 . . . . .  | 3,923               | 1,856 | 2,067  | 3,921                                     | 1,855 | 2,066  |
| 60 . . . . .   | 1,003               | 480   | 523    | 1,003                                     | 480   | 523    |
| 61 . . . . .   | 841                 | 403   | 438    | 840                                       | 402   | 438    |
| 62 . . . . .   | 796                 | 368   | 428    | 795                                       | 368   | 427    |
| 63 . . . . .   | 713                 | 326   | 387    | 713                                       | 326   | 387    |
| 64 . . . . .   | 570                 | 279   | 291    | 570                                       | 279   | 291    |
| 65 - 69 . . . . .  | 2,193               | 979   | 1,214  | 2,184                                     | 973   | 1,211  |
| 65 . . . . .   | 463                 | 213   | 250    | 461                                       | 212   | 249    |
| 66 . . . . .   | 578                 | 259   | 319    | 576                                       | 257   | 319    |
| 67 . . . . .   | 501                 | 222   | 279    | 499                                       | 220   | 279    |
| 68 . . . . .   | 347                 | 148   | 199    | 347                                       | 148   | 199    |
| 69 . . . . .   | 304                 | 137   | 167    | 301                                       | 136   | 165    |
| 70 - 74 . . . . .  | 1,464               | 634   | 830    | 1,461                                     | 631   | 830    |
| 70 . . . . .   | 320                 | 136   | 184    | 319                                       | 135   | 184    |
| 71 . . . . .   | 315                 | 137   | 178    | 313                                       | 135   | 178    |
| 72 . . . . .   | 292                 | 131   | 161    | 292                                       | 131   | 161    |
| 73 . . . . .   | 277                 | 126   | 151    | 277                                       | 126   | 151    |
| 74 . . . . .   | 260                 | 104   | 156    | 260                                       | 104   | 156    |
| 75 - 79 . . . . .  | 1,048               | 407   | 641    | 1,043                                     | 407   | 636    |
| 75 . . . . .   | 234                 | 87    | 147    | 233                                       | 87    | 146    |
| 76 . . . . .   | 247                 | 90    | 157    | 245                                       | 90    | 155    |
| 77 . . . . .   | 221                 | 94    | 127    | 219                                       | 94    | 125    |
| 78 . . . . .   | 203                 | 84    | 119    | 203                                       | 84    | 119    |
| 79 . . . . .   | 143                 | 52    | 91     | 143                                       | 52    | 91     |

Table D1 - Resident population and resident population in private households by geographical district, single year of age and sex

| Country, Island,<br>Geographical District,<br>and Age (in years) | Resident population |      |        | Resident population in private households |      |        |
|--|---------------------|------|--------|---|------|--------|
|  | Both sexes          | Male | Female | Both sexes                                | Male | Female |
| MOKA DISTRICT  |                     |      |        |   |      |        |
| 80 - 84. . . . .   | 662                 | 232  | 430    | 658                                       | 232  | 426    |
| 80 . . . . .   | 138                 | 57   | 81     | 137                                       | 57   | 80     |
| 81 . . . . .   | 128                 | 45   | 83     | 127                                       | 45   | 82     |
| 82 . . . . .   | 141                 | 51   | 90     | 141                                       | 51   | 90     |
| 83 . . . . .   | 140                 | 44   | 96     | 138                                       | 44   | 94     |
| 84 . . . . .   | 115                 | 35   | 80     | 115                                       | 35   | 80     |
| 85 - 89. . . . .   | 359                 | 137  | 222    | 357                                       | 136  | 221    |
| 85 . . . . .   | 112                 | 47   | 65     | 111                                       | 46   | 65     |
| 86 . . . . .   | 85                  | 29   | 56     | 84  | 29   | 55     |
| 87 . . . . .   | 71                  | 25   | 46     | 71  | 25   | 46     |
| 88 . . . . .   | 52                  | 20   | 32     | 52  | 20   | 32     |
| 89 . . . . .   | 39                  | 16   | 23     | 39  | 16   | 23     |
| 90 - 94. . . . .   | 105                 | 27   | 78     | 103                                       | 25   | 78     |
| 90 . . . . .   | 32                  | 8    | 24     | 31  | 7    | 24     |
| 91 . . . . .   | 36                  | 13   | 23     | 35  | 12   | 23     |
| 92 . . . . .   | 16                  | 4    | 12     | 16  | 4    | 12     |
| 93 . . . . .   | 11                  | 2    | 9      | 11  | 2    | 9      |
| 94 . . . . .   | 10                  | -    | 10     | 10  | -    | 10     |
| 95 - 99. . . . .   | 17                  | 4    | 13     | 17  | 4    | 13     |
| 95 . . . . .   | 8                   | 2    | 6      | 8   | 2    | 6      |
| 96 . . . . .   | 3                   | -    | 3      | 3   | -    | 3      |
| 97 . . . . .   | 5                   | 2    | 3      | 5   | 2    | 3      |
| 98 . . . . .   | -                   | -    | -      | -   | -    | -      |
| 99 . . . . .   | 1                   | -    | 1      | 1   | -    | 1      |
| 100 & Over. . . . .  | 9                   | 2    | 7      | 9   | 2    | 7      |
| 100 . . . . .  | 3                   | -    | 3      | 3   | -    | 3      |
| 101 . . . . .  | 4                   | 2    | 2      | 4   | 2    | 2      |
| 102 . . . . .  | 1                   | -    | 1      | 1   | -    | 1      |
| 103 . . . . .  | 1                   | -    | 1      | 1   | -    | 1      |
| 104+. . . . .  | -                   | -    | -      | -   | -    | -      |
| Not Stated . . . . .   | 65                  | 35   | 30     | 34  | 17   | 17     |



Table D1 - Resident population and resident population in private households by geographical district, single year of age and sex

| Country, Island,<br>Geographical District,<br>and Age (in years) | Resident population |        |        | Resident population in private households |        |        |
|--|---------------------|--------|--------|---|--------|--------|
|  | Both sexes          | Male   | Female | Both sexes                                | Male   | Female |
| BLACK RIVER DISTRICT   |                     |        |        |   |        |        |
| All ages. . . . .  | 76,605              | 38,540 | 38,065 | 73,189                                    | 36,558 | 36,631 |
| 0 - 4 . . . . .  | 5,415               | 2,703  | 2,712  | 5,403                                     | 2,695  | 2,708  |
| Under 1. . . . .   | 878                 | 456    | 422    | 878                                       | 456    | 422    |
| 1 . . . . .  | 1,067               | 542    | 525    | 1,064                                     | 539    | 525    |
| 2 . . . . .  | 1,097               | 546    | 551    | 1,096                                     | 545    | 551    |
| 3 . . . . .  | 1,203               | 590    | 613    | 1,199                                     | 588    | 611    |
| 4 . . . . .  | 1,170               | 569    | 601    | 1,166                                     | 567    | 599    |
| 5 - 9 . . . . .  | 6,332               | 3,181  | 3,151  | 6,312                                     | 3,168  | 3,144  |
| 5 . . . . .  | 1,233               | 616    | 617    | 1,231                                     | 614    | 617    |
| 6 . . . . .  | 1,276               | 646    | 630    | 1,272                                     | 644    | 628    |
| 7 . . . . .  | 1,290               | 630    | 660    | 1,285                                     | 628    | 657    |
| 8 . . . . .  | 1,313               | 656    | 657    | 1,308                                     | 652    | 656    |
| 9 . . . . .  | 1,220               | 633    | 587    | 1,216                                     | 630    | 586    |
| 10 - 14. . . . .   | 5,781               | 2,955  | 2,826  | 5,751                                     | 2,938  | 2,813  |
| 10 . . . . .   | 1,228               | 624    | 604    | 1,222                                     | 620    | 602    |
| 11 . . . . .   | 1,182               | 613    | 569    | 1,176                                     | 610    | 566    |
| 12 . . . . .   | 1,131               | 558    | 573    | 1,125                                     | 555    | 570    |
| 13 . . . . .   | 1,065               | 556    | 509    | 1,061                                     | 553    | 508    |
| 14 . . . . .   | 1,175               | 604    | 571    | 1,167                                     | 600    | 567    |
| 15 - 19. . . . .   | 5,906               | 3,005  | 2,901  | 5,892                                     | 2,997  | 2,895  |
| 15 . . . . .   | 1,193               | 603    | 590    | 1,188                                     | 601    | 587    |
| 16 . . . . .   | 1,101               | 531    | 570    | 1,099                                     | 529    | 570    |
| 17 . . . . .   | 1,172               | 604    | 568    | 1,172                                     | 604    | 568    |
| 18 . . . . .   | 1,213               | 625    | 588    | 1,210                                     | 624    | 586    |
| 19 . . . . .   | 1,227               | 642    | 585    | 1,223                                     | 639    | 584    |
| 20 - 24. . . . .   | 6,359               | 3,357  | 3,002  | 5,550                                     | 2,811  | 2,739  |
| 20 . . . . .   | 1,299               | 700    | 599    | 1,254                                     | 670    | 584    |
| 21 . . . . .   | 1,231               | 628    | 603    | 1,132                                     | 555    | 577    |
| 22 . . . . .   | 1,343               | 711    | 632    | 1,174                                     | 592    | 582    |
| 23 . . . . .   | 1,259               | 644    | 615    | 1,001                                     | 492    | 509    |
| 24 . . . . .   | 1,227               | 674    | 553    | 989                                       | 502    | 487    |
| 25 - 29. . . . .   | 6,687               | 3,443  | 3,244  | 5,400                                     | 2,750  | 2,650  |
| 25 . . . . .   | 1,203               | 665    | 538    | 954                                       | 497    | 457    |
| 26 . . . . .   | 1,311               | 694    | 617    | 1,000                                     | 525    | 475    |
| 27 . . . . .   | 1,326               | 666    | 660    | 1,083                                     | 537    | 546    |
| 28 . . . . .   | 1,404               | 734    | 670    | 1,153                                     | 621    | 532    |
| 29 . . . . .   | 1,443               | 684    | 759    | 1,210                                     | 570    | 640    |
| 30 - 34. . . . .   | 6,878               | 3,503  | 3,375  | 6,296                                     | 3,169  | 3,127  |
| 30 . . . . .   | 1,371               | 681    | 690    | 1,220                                     | 594    | 626    |
| 31 . . . . .   | 1,457               | 718    | 739    | 1,303                                     | 637    | 666    |
| 32 . . . . .   | 1,432               | 757    | 675    | 1,324                                     | 691    | 633    |
| 33 . . . . .   | 1,334               | 695    | 639    | 1,246                                     | 643    | 603    |
| 34 . . . . .   | 1,284               | 652    | 632    | 1,203                                     | 604    | 599    |
| 35 - 39. . . . .   | 5,679               | 2,934  | 2,745  | 5,399                                     | 2,768  | 2,631  |
| 35 . . . . .   | 1,179               | 637    | 542    | 1,110                                     | 587    | 523    |
| 36 . . . . .   | 1,242               | 643    | 599    | 1,171                                     | 604    | 567    |
| 37 . . . . .   | 1,200               | 610    | 590    | 1,147                                     | 576    | 571    |
| 38 . . . . .   | 1,010               | 498    | 512    | 965                                       | 472    | 493    |
| 39 . . . . .   | 1,048               | 546    | 502    | 1,006                                     | 529    | 477    |

Table D1 - Resident population and resident population in private households by geographical district, single year of age and sex

| Country, Island,<br>Geographical District,<br>and Age (in years) | Resident population |       |        | Resident population in private households |       |        |
|--|---------------------|-------|--------|---|-------|--------|
|  | Both sexes          | Male  | Female | Both sexes                                | Male  | Female |
| BLACK RIVER DISTRICT   |                     |       |        |   |       |        |
| 40 - 44. . . . .   | 5,412               | 2,753 | 2,659  | 5,238                                     | 2,683 | 2,555  |
| 40 . . . . .   | 1,016               | 526   | 490    | 955                                       | 503   | 452    |
| 41 . . . . .   | 1,071               | 532   | 539    | 1,027                                     | 520   | 507    |
| 42 . . . . .   | 1,061               | 563   | 498    | 1,030                                     | 549   | 481    |
| 43 . . . . .   | 1,157               | 581   | 576    | 1,132                                     | 568   | 564    |
| 44 . . . . .   | 1,107               | 551   | 556    | 1,094                                     | 543   | 551    |
| 45 - 49. . . . .   | 5,587               | 2,844 | 2,743  | 5,535                                     | 2,809 | 2,726  |
| 45 . . . . .   | 1,150               | 571   | 579    | 1,132                                     | 561   | 571    |
| 46 . . . . .   | 1,148               | 589   | 559    | 1,141                                     | 584   | 557    |
| 47 . . . . .   | 1,124               | 579   | 545    | 1,112                                     | 572   | 540    |
| 48 . . . . .   | 1,093               | 560   | 533    | 1,086                                     | 554   | 532    |
| 49 . . . . .   | 1,072               | 545   | 527    | 1,064                                     | 538   | 526    |
| 50 - 54. . . . .   | 4,737               | 2,367 | 2,370  | 4,715                                     | 2,347 | 2,368  |
| 50 . . . . .   | 975                 | 489   | 486    | 966                                       | 482   | 484    |
| 51 . . . . .   | 942                 | 480   | 462    | 940                                       | 478   | 462    |
| 52 . . . . .   | 1,005               | 481   | 524    | 1,000                                     | 476   | 524    |
| 53 . . . . .   | 906                 | 438   | 468    | 903                                       | 435   | 468    |
| 54 . . . . .   | 909                 | 479   | 430    | 906                                       | 476   | 430    |
| 55 - 59. . . . .   | 4,151               | 2,033 | 2,118  | 4,130                                     | 2,016 | 2,114  |
| 55 . . . . .   | 904                 | 435   | 469    | 900                                       | 433   | 467    |
| 56 . . . . .   | 849                 | 404   | 445    | 842                                       | 397   | 445    |
| 57 . . . . .   | 784                 | 399   | 385    | 781                                       | 396   | 385    |
| 58 . . . . .   | 856                 | 435   | 421    | 854                                       | 434   | 420    |
| 59 . . . . .   | 758                 | 360   | 398    | 753                                       | 356   | 397    |
| 60 - 64. . . . .   | 3,084               | 1,506 | 1,578  | 3,069                                     | 1,495 | 1,574  |
| 60 . . . . .   | 781                 | 401   | 380    | 779                                       | 401   | 378    |
| 61 . . . . .   | 744                 | 353   | 391    | 742                                       | 351   | 391    |
| 62 . . . . .   | 581                 | 279   | 302    | 574                                       | 274   | 300    |
| 63 . . . . .   | 508                 | 249   | 259    | 506                                       | 247   | 259    |
| 64 . . . . .   | 470                 | 224   | 246    | 468                                       | 222   | 246    |
| 65 - 69. . . . .   | 1,730               | 810   | 920    | 1,721                                     | 807   | 914    |
| 65 . . . . .   | 385                 | 168   | 217    | 382                                       | 166   | 216    |
| 66 . . . . .   | 393                 | 191   | 202    | 391                                       | 190   | 201    |
| 67 . . . . .   | 376                 | 171   | 205    | 375                                       | 171   | 204    |
| 68 . . . . .   | 292                 | 135   | 157    | 290                                       | 135   | 155    |
| 69 . . . . .   | 284                 | 145   | 139    | 283                                       | 145   | 138    |
| 70 - 74. . . . .   | 1,181               | 523   | 658    | 1,169                                     | 520   | 649    |
| 70 . . . . .   | 279                 | 122   | 157    | 276                                       | 120   | 156    |
| 71 . . . . .   | 284                 | 131   | 153    | 283                                       | 130   | 153    |
| 72 . . . . .   | 208                 | 84    | 124    | 207                                       | 84    | 123    |
| 73 . . . . .   | 215                 | 107   | 108    | 212                                       | 107   | 105    |
| 74 . . . . .   | 195                 | 79    | 116    | 191                                       | 79    | 112    |
| 75 - 79. . . . .   | 768                 | 315   | 453    | 758                                       | 313   | 445    |
| 75 . . . . .   | 196                 | 89    | 107    | 194                                       | 88    | 106    |
| 76 . . . . .   | 168                 | 70    | 98     | 167                                       | 70    | 97     |
| 77 . . . . .   | 163                 | 70    | 93     | 160                                       | 69    | 91     |
| 78 . . . . .   | 140                 | 49    | 91     | 137                                       | 49    | 88     |
| 79 . . . . .   | 101                 | 37    | 64     | 100                                       | 37    | 63     |

Table D1 - Resident population and resident population in private households by geographical district, single year of age and sex

| Country, Island,<br>Geographical District,<br>and Age (in years) | Resident population |      |        | Resident population in private households |      |        |
|--|---------------------|------|--------|---|------|--------|
|  | Both sexes          | Male | Female | Both sexes                                | Male | Female |
| BLACK RIVER DISTRICT   |                     |      |        |   |      |        |
| 80 - 84. . . . .   | 475                 | 171  | 304    | 462                                       | 166  | 296    |
| 80 . . . . .   | 88                  | 31   | 57     | 87  | 31   | 56     |
| 81 . . . . .   | 117                 | 42   | 75     | 116                                       | 42   | 74     |
| 82 . . . . .   | 86                  | 28   | 58     | 84  | 28   | 56     |
| 83 . . . . .   | 96                  | 37   | 59     | 92  | 35   | 57     |
| 84 . . . . .   | 88                  | 33   | 55     | 83  | 30   | 53     |
| 85 - 89. . . . .   | 284                 | 84   | 200    | 264                                       | 77   | 187    |
| 85 . . . . .   | 86                  | 32   | 54     | 81  | 30   | 51     |
| 86 . . . . .   | 63                  | 15   | 48     | 56  | 12   | 44     |
| 87 . . . . .   | 64                  | 21   | 43     | 61  | 20   | 41     |
| 88 . . . . .   | 46                  | 10   | 36     | 43  | 10   | 33     |
| 89 . . . . .   | 25                  | 6    | 19     | 23  | 5    | 18     |
| 90 - 94. . . . .   | 89                  | 15   | 74     | 83  | 15   | 68     |
| 90 . . . . .   | 29                  | 5    | 24     | 28  | 5    | 23     |
| 91 . . . . .   | 19                  | 2    | 17     | 19  | 2    | 17     |
| 92 . . . . .   | 21                  | 4    | 17     | 19  | 4    | 15     |
| 93 . . . . .   | 7                   | -    | 7      | 6   | -    | 6      |
| 94 . . . . .   | 13                  | 4    | 9      | 11  | 4    | 7      |
| 95 - 99. . . . .   | 25                  | 4    | 21     | 21  | 4    | 17     |
| 95 . . . . .   | 8                   | 1    | 7      | 7   | 1    | 6      |
| 96 . . . . .   | 5                   | 2    | 3      | 5   | 2    | 3      |
| 97 . . . . .   | 8                   | 1    | 7      | 7   | 1    | 6      |
| 98 . . . . .   | 3                   | -    | 3      | 2   | -    | 2      |
| 99 . . . . .   | 1                   | -    | 1      | -   | -    | -      |
| 100 & Over. . . . .  | 2                   | -    | 2      | 2   | -    | 2      |
| 100 . . . . .  | -                   | -    | -      | -   | -    | -      |
| 101 . . . . .  | 1                   | -    | 1      | 1   | -    | 1      |
| 102 . . . . .  | -                   | -    | -      | -   | -    | -      |
| 103 . . . . .  | -                   | -    | -      | -   | -    | -      |
| 104+. . . . .  | 1                   | -    | 1      | 1   | -    | 1      |
| Not Stated . . . . .   | 43                  | 34   | 9      | 19  | 10   | 9      |

Table D1 - Resident population and resident population in private households by geographical district, single year of age and sex

| Country, Island,<br>Geographical District,<br>and Age (in years) | Resident population |        |        | Resident population in private households |        |        |
|--|---------------------|--------|--------|---|--------|--------|
|  | Both sexes          | Male   | Female | Both sexes                                | Male   | Female |
| ISLAND OF RODRIGUES  |                     |        |        |   |        |        |
| All ages . . . . .   | 40,434              | 19,904 | 20,530 | 40,202                                    | 19,730 | 20,472 |
| 0 - 4 . . . . .  | 3,778               | 1,902  | 1,876  | 3,766                                     | 1,897  | 1,869  |
| Under 1 . . . . .  | 627                 | 324    | 303    | 625                                       | 323    | 302    |
| 1 . . . . .  | 754                 | 373    | 381    | 752                                       | 372    | 380    |
| 2 . . . . .  | 734                 | 389    | 345    | 730                                       | 386    | 344    |
| 3 . . . . .  | 820                 | 419    | 401    | 819                                       | 419    | 400    |
| 4 . . . . .  | 843                 | 397    | 446    | 840                                       | 397    | 443    |
| 5 - 9 . . . . .  | 4,187               | 2,115  | 2,072  | 4,176                                     | 2,108  | 2,068  |
| 5 . . . . .  | 792                 | 391    | 401    | 790                                       | 389    | 401    |
| 6 . . . . .  | 872                 | 460    | 412    | 869                                       | 457    | 412    |
| 7 . . . . .  | 865                 | 424    | 441    | 864                                       | 424    | 440    |
| 8 . . . . .  | 828                 | 420    | 408    | 825                                       | 419    | 406    |
| 9 . . . . .  | 830                 | 420    | 410    | 828                                       | 419    | 409    |
| 10 - 14 . . . . .  | 3,833               | 1,932  | 1,901  | 3,825                                     | 1,929  | 1,896  |
| 10 . . . . .   | 810                 | 411    | 399    | 804                                       | 408    | 396    |
| 11 . . . . .   | 845                 | 433    | 412    | 845                                       | 433    | 412    |
| 12 . . . . .   | 751                 | 368    | 383    | 751                                       | 368    | 383    |
| 13 . . . . .   | 712                 | 355    | 357    | 711                                       | 355    | 356    |
| 14 . . . . .   | 715                 | 365    | 350    | 714                                       | 365    | 349    |
| 15 - 19 . . . . .  | 3,571               | 1,740  | 1,831  | 3,565                                     | 1,734  | 1,831  |
| 15 . . . . .   | 736                 | 339    | 397    | 736                                       | 339    | 397    |
| 16 . . . . .   | 772                 | 377    | 395    | 772                                       | 377    | 395    |
| 17 . . . . .   | 750                 | 380    | 370    | 749                                       | 379    | 370    |
| 18 . . . . .   | 643                 | 311    | 332    | 638                                       | 306    | 332    |
| 19 . . . . .   | 670                 | 333    | 337    | 670                                       | 333    | 337    |
| 20 - 24 . . . . .  | 2,952               | 1,438  | 1,514  | 2,908                                     | 1,406  | 1,502  |
| 20 . . . . .   | 623                 | 302    | 321    | 621                                       | 300    | 321    |
| 21 . . . . .   | 582                 | 295    | 287    | 578                                       | 291    | 287    |
| 22 . . . . .   | 627                 | 303    | 324    | 597                                       | 283    | 314    |
| 23 . . . . .   | 561                 | 263    | 298    | 558                                       | 261    | 297    |
| 24 . . . . .   | 559                 | 275    | 284    | 554                                       | 271    | 283    |
| 25 - 29 . . . . .  | 3,191               | 1,552  | 1,639  | 3,167                                     | 1,532  | 1,635  |
| 25 . . . . .   | 516                 | 261    | 255    | 514                                       | 259    | 255    |
| 26 . . . . .   | 595                 | 299    | 296    | 585                                       | 291    | 294    |
| 27 . . . . .   | 697                 | 336    | 361    | 694                                       | 333    | 361    |
| 28 . . . . .   | 666                 | 324    | 342    | 662                                       | 321    | 341    |
| 29 . . . . .   | 717                 | 332    | 385    | 712                                       | 328    | 384    |
| 30 - 34 . . . . .  | 3,393               | 1,658  | 1,735  | 3,373                                     | 1,641  | 1,732  |
| 30 . . . . .   | 759                 | 353    | 406    | 754                                       | 348    | 406    |
| 31 . . . . .   | 731                 | 372    | 359    | 728                                       | 369    | 359    |
| 32 . . . . .   | 658                 | 313    | 345    | 655                                       | 311    | 344    |
| 33 . . . . .   | 627                 | 314    | 313    | 623                                       | 311    | 312    |
| 34 . . . . .   | 618                 | 306    | 312    | 613                                       | 302    | 311    |
| 35 - 39 . . . . .  | 2,760               | 1,362  | 1,398  | 2,740                                     | 1,344  | 1,396  |
| 35 . . . . .   | 581                 | 293    | 288    | 575                                       | 287    | 288    |
| 36 . . . . .   | 579                 | 293    | 286    | 575                                       | 289    | 286    |
| 37 . . . . .   | 578                 | 282    | 296    | 575                                       | 279    | 296    |
| 38 . . . . .   | 547                 | 265    | 282    | 544                                       | 264    | 280    |
| 39 . . . . .   | 475                 | 229    | 246    | 471                                       | 225    | 246    |

Table D1 - Resident population and resident population in private households by geographical district, single year of age and sex

| Country, Island,<br>Geographical District,<br>and Age (in years) | Resident population |       |        | Resident population in private households |       |        |
|--|---------------------|-------|--------|---|-------|--------|
|  | Both sexes          | Male  | Female | Both sexes                                | Male  | Female |
| ISLAND OF RODRIGUES  |                     |       |        |   |       |        |
| 40 - 44. . . . .   | 2,501               | 1,221 | 1,280  | 2,487                                     | 1,211 | 1,276  |
| 40 . . . . .   | 541                 | 263   | 278    | 534                                       | 258   | 276    |
| 41 . . . . .   | 566                 | 273   | 293    | 563                                       | 270   | 293    |
| 42 . . . . .   | 436                 | 206   | 230    | 435                                       | 205   | 230    |
| 43 . . . . .   | 498                 | 250   | 248    | 498                                       | 250   | 248    |
| 44 . . . . .   | 460                 | 229   | 231    | 457                                       | 228   | 229    |
| 45 - 49. . . . .   | 2,322               | 1,142 | 1,180  | 2,308                                     | 1,129 | 1,179  |
| 45 . . . . .   | 536                 | 267   | 269    | 534                                       | 265   | 269    |
| 46 . . . . .   | 449                 | 222   | 227    | 445                                       | 218   | 227    |
| 47 . . . . .   | 463                 | 234   | 229    | 460                                       | 231   | 229    |
| 48 . . . . .   | 455                 | 225   | 230    | 451                                       | 221   | 230    |
| 49 . . . . .   | 419                 | 194   | 225    | 418                                       | 194   | 224    |
| 50 - 54. . . . .   | 2,151               | 1,100 | 1,051  | 2,124                                     | 1,079 | 1,045  |
| 50 . . . . .   | 480                 | 244   | 236    | 478                                       | 244   | 234    |
| 51 . . . . .   | 382                 | 185   | 197    | 373                                       | 178   | 195    |
| 52 . . . . .   | 438                 | 226   | 212    | 432                                       | 221   | 211    |
| 53 . . . . .   | 417                 | 202   | 215    | 414                                       | 199   | 215    |
| 54 . . . . .   | 434                 | 243   | 191    | 427                                       | 237   | 190    |
| 55 - 59. . . . .   | 1,563               | 790   | 773    | 1,553                                     | 782   | 771    |
| 55 . . . . .   | 376                 | 196   | 180    | 374                                       | 194   | 180    |
| 56 . . . . .   | 315                 | 171   | 144    | 312                                       | 168   | 144    |
| 57 . . . . .   | 341                 | 166   | 175    | 340                                       | 165   | 175    |
| 58 . . . . .   | 241                 | 131   | 110    | 239                                       | 130   | 109    |
| 59 . . . . .   | 290                 | 126   | 164    | 288                                       | 125   | 163    |
| 60 - 64. . . . .   | 1,191               | 615   | 576    | 1,185                                     | 612   | 573    |
| 60 . . . . .   | 290                 | 151   | 139    | 289                                       | 150   | 139    |
| 61 . . . . .   | 254                 | 139   | 115    | 252                                       | 138   | 114    |
| 62 . . . . .   | 225                 | 119   | 106    | 224                                       | 118   | 106    |
| 63 . . . . .   | 210                 | 105   | 105    | 210                                       | 105   | 105    |
| 64 . . . . .   | 212                 | 101   | 111    | 210                                       | 101   | 109    |
| 65 - 69. . . . .   | 1,058               | 489   | 569    | 1,051                                     | 486   | 565    |
| 65 . . . . .   | 223                 | 109   | 114    | 221                                       | 109   | 112    |
| 66 . . . . .   | 244                 | 119   | 125    | 243                                       | 119   | 124    |
| 67 . . . . .   | 194                 | 76    | 118    | 193                                       | 75    | 118    |
| 68 . . . . .   | 203                 | 95    | 108    | 202                                       | 95    | 107    |
| 69 . . . . .   | 194                 | 90    | 104    | 192                                       | 88    | 104    |
| 70 - 74. . . . .   | 853                 | 396   | 457    | 851                                       | 394   | 457    |
| 70 . . . . .   | 214                 | 112   | 102    | 213                                       | 111   | 102    |
| 71 . . . . .   | 178                 | 87    | 91     | 178                                       | 87    | 91     |
| 72 . . . . .   | 159                 | 64    | 95     | 159                                       | 64    | 95     |
| 73 . . . . .   | 165                 | 66    | 99     | 165                                       | 66    | 99     |
| 74 . . . . .   | 137                 | 67    | 70     | 136                                       | 66    | 70     |
| 75 - 79. . . . .   | 555                 | 237   | 318    | 553                                       | 236   | 317    |
| 75 . . . . .   | 138                 | 60    | 78     | 137                                       | 60    | 77     |
| 76 . . . . .   | 121                 | 51    | 70     | 120                                       | 50    | 70     |
| 77 . . . . .   | 107                 | 41    | 66     | 107                                       | 41    | 66     |
| 78 . . . . .   | 90                  | 44    | 46     | 90  | 44    | 46     |
| 79 . . . . .   | 99                  | 41    | 58     | 99  | 41    | 58     |

Table D1 - Resident population and resident population in private households by geographical district, single year of age and sex

| Country, Island,<br>Geographical District,<br>and Age (in years) | Resident population |      |        | Resident population in private households |      |        |
|--|---------------------|------|--------|---|------|--------|
|  | Both sexes          | Male | Female | Both sexes                                | Male | Female |
| ISLAND OF RODRIGUES  |                     |      |        |   |      |        |
| 80 - 84. . . . .   | 300                 | 128  | 172    | 299                                       | 127  | 172    |
| 80 . . . . .   | 82                  | 30   | 52     | 82  | 30   | 52     |
| 81 . . . . .   | 54                  | 31   | 23     | 53  | 30   | 23     |
| 82 . . . . .   | 56                  | 25   | 31     | 56  | 25   | 31     |
| 83 . . . . .   | 53                  | 16   | 37     | 53  | 16   | 37     |
| 84 . . . . .   | 55                  | 26   | 29     | 55  | 26   | 29     |
| 85 - 89. . . . .   | 152                 | 46   | 106    | 150                                       | 44   | 106    |
| 85 . . . . .   | 47                  | 16   | 31     | 46  | 15   | 31     |
| 86 . . . . .   | 33                  | 9    | 24     | 33  | 9    | 24     |
| 87 . . . . .   | 30                  | 9    | 21     | 30  | 9    | 21     |
| 88 . . . . .   | 21                  | 5    | 16     | 21  | 5    | 16     |
| 89 . . . . .   | 21                  | 7    | 14     | 20  | 6    | 14     |
| 90 - 94. . . . .   | 69                  | 19   | 50     | 69  | 19   | 50     |
| 90 . . . . .   | 27                  | 8    | 19     | 27  | 8    | 19     |
| 91 . . . . .   | 12                  | 3    | 9      | 12  | 3    | 9      |
| 92 . . . . .   | 14                  | 3    | 11     | 14  | 3    | 11     |
| 93 . . . . .   | 8                   | 2    | 6      | 8   | 2    | 6      |
| 94 . . . . .   | 8                   | 3    | 5      | 8   | 3    | 5      |
| 95 - 99. . . . .   | 25                  | 5    | 20     | 24  | 4    | 20     |
| 95 . . . . .   | 7                   | 1    | 6      | 6   | -    | 6      |
| 96 . . . . .   | 4                   | 2    | 2      | 4   | 2    | 2      |
| 97 . . . . .   | 6                   | -    | 6      | 6   | -    | 6      |
| 98 . . . . .   | 2                   | -    | 2      | 2   | -    | 2      |
| 99 . . . . .   | 6                   | 2    | 4      | 6   | 2    | 4      |
| 100 & Over. . . . .  | 3                   | -    | 3      | 3   | -    | 3      |
| 100 . . . . .  | 2                   | -    | 2      | 2   | -    | 2      |
| 101 . . . . .  | 1                   | -    | 1      | 1   | -    | 1      |
| 102 . . . . .  | -                   | -    | -      | -   | -    | -      |
| 103 . . . . .  | -                   | -    | -      | -   | -    | -      |
| 104+ . . . . .   | -                   | -    | -      | -   | -    | -      |
| Not Stated . . . . .   | 26                  | 17   | 9      | 25  | 16   | 9      |

Table D2 - Resident population by geographical location, age and sex

| Country, District<br>Municipal Ward/Village Council Area<br>and Sex | Age in years |        |        |        |         |         |         |         |         |         |         |         |         |         |         |        | Not<br>stated |
|---|--------------|--------|--------|--------|---------|---------|---------|---------|---------|---------|---------|---------|---------|---------|---------|--------|---------------|
|   | All<br>ages  | <1     | 1 - 4  | 5 - 9  | 10 - 14 | 15 - 19 | 20 - 24 | 25 - 29 | 30 - 34 | 35 - 39 | 40 - 44 | 45 - 49 | 50 - 54 | 55 - 59 | 60 - 64 | 65+    |               |
| REPUBLIC OF MAURITIUS   |              |        |        |        |         |         |         |         |         |         |         |         |         |         |         |        |               |
| Both sexes. . . . .   | 1,236,817    | 12,307 | 60,771 | 89,015 | 93,639  | 101,008 | 92,671  | 90,937  | 103,429 | 87,797  | 89,386  | 99,341  | 86,337  | 73,054  | 57,342  | 99,164 | 619           |
| Male. . . . .   | 610,848      | 6,151  | 30,551 | 44,947 | 47,302  | 50,715  | 46,871  | 45,589  | 52,182  | 44,241  | 45,150  | 49,800  | 42,996  | 35,713  | 27,143  | 41,124 | 373           |
| Female. . . . .   | 625,969      | 6,156  | 30,220 | 44,068 | 46,337  | 50,293  | 45,800  | 45,348  | 51,247  | 43,556  | 44,236  | 49,541  | 43,341  | 37,341  | 30,199  | 58,040 | 246           |
| REPUBLIC OF MAURITIUS - Urban                                       |              |        |        |        |         |         |         |         |         |         |         |         |         |         |         |        |               |
| Both sexes. . . . .   | 499,349      | 4,388  | 21,909 | 32,036 | 35,028  | 39,403  | 37,224  | 35,908  | 39,099  | 32,781  | 34,449  | 41,705  | 37,429  | 32,421  | 25,449  | 49,745 | 375           |
| Male. . . . .   | 244,688      | 2,172  | 11,048 | 16,177 | 17,523  | 19,725  | 18,836  | 17,899  | 19,805  | 16,142  | 17,010  | 20,637  | 18,627  | 15,983  | 12,058  | 20,813 | 233           |
| Female. . . . .   | 254,661      | 2,216  | 10,861 | 15,859 | 17,505  | 19,678  | 18,388  | 18,009  | 19,294  | 16,639  | 17,439  | 21,068  | 18,802  | 16,438  | 13,391  | 28,932 | 142           |
| REPUBLIC OF MAURITIUS - Rural                                       |              |        |        |        |         |         |         |         |         |         |         |         |         |         |         |        |               |
| Both sexes. . . . .   | 737,468      | 7,919  | 38,862 | 56,979 | 58,611  | 61,605  | 55,447  | 55,029  | 64,330  | 55,016  | 54,937  | 57,636  | 48,908  | 40,633  | 31,893  | 49,419 | 244           |
| Male. . . . .   | 366,160      | 3,979  | 19,503 | 28,770 | 29,779  | 30,990  | 28,035  | 27,690  | 32,377  | 28,099  | 28,140  | 29,163  | 24,369  | 19,730  | 15,085  | 20,311 | 140           |
| Female. . . . .   | 371,308      | 3,940  | 19,359 | 28,209 | 28,832  | 30,615  | 27,412  | 27,339  | 31,953  | 26,917  | 26,797  | 28,473  | 24,539  | 20,903  | 16,808  | 29,108 | 104           |
| ISLAND OF MAURITIUS   |              |        |        |        |         |         |         |         |         |         |         |         |         |         |         |        |               |
| Both sexes. . . . .   | 1,196,383    | 11,680 | 57,620 | 84,828 | 89,806  | 97,437  | 89,719  | 87,746  | 100,036 | 85,037  | 86,885  | 97,019  | 84,186  | 71,491  | 56,151  | 96,149 | 593           |
| Male. . . . .   | 590,944      | 5,827  | 28,973 | 42,832 | 45,370  | 48,975  | 45,433  | 44,037  | 50,524  | 42,879  | 43,929  | 48,658  | 41,896  | 34,923  | 26,528  | 39,804 | 356           |
| Female. . . . .   | 605,439      | 5,853  | 28,647 | 41,996 | 44,436  | 48,462  | 44,286  | 43,709  | 49,512  | 42,158  | 42,956  | 48,361  | 42,290  | 36,568  | 29,623  | 56,345 | 237           |
| ISLAND OF MAURITIUS - Urban   |              |        |        |        |         |         |         |         |         |         |         |         |         |         |         |        |               |
| Both sexes. . . . .   | 499,349      | 4,388  | 21,909 | 32,036 | 35,028  | 39,403  | 37,224  | 35,908  | 39,099  | 32,781  | 34,449  | 41,705  | 37,429  | 32,421  | 25,449  | 49,745 | 375           |
| Male. . . . .   | 244,688      | 2,172  | 11,048 | 16,177 | 17,523  | 19,725  | 18,836  | 17,899  | 19,805  | 16,142  | 17,010  | 20,637  | 18,627  | 15,983  | 12,058  | 20,813 | 233           |
| Female. . . . .   | 254,661      | 2,216  | 10,861 | 15,859 | 17,505  | 19,678  | 18,388  | 18,009  | 19,294  | 16,639  | 17,439  | 21,068  | 18,802  | 16,438  | 13,391  | 28,932 | 142           |
| ISLAND OF MAURITIUS - Rural   |              |        |        |        |         |         |         |         |         |         |         |         |         |         |         |        |               |
| Both sexes. . . . .   | 697,034      | 7,292  | 35,711 | 52,792 | 54,778  | 58,034  | 52,495  | 51,838  | 60,937  | 52,256  | 52,436  | 55,314  | 46,757  | 39,070  | 30,702  | 46,404 | 218           |
| Male. . . . .   | 346,256      | 3,655  | 17,925 | 26,655 | 27,847  | 29,250  | 26,597  | 26,138  | 30,719  | 26,737  | 26,919  | 28,021  | 23,269  | 18,940  | 14,470  | 18,991 | 123           |
| Female. . . . .   | 350,778      | 3,637  | 17,786 | 26,137 | 26,931  | 28,784  | 25,898  | 25,700  | 30,218  | 25,519  | 25,517  | 27,293  | 23,488  | 20,130  | 16,232  | 27,413 | 95            |
| PORT LOUIS DISTRICT-wholly urban                                    |              |        |        |        |         |         |         |         |         |         |         |         |         |         |         |        |               |
| Both sexes. . . . .   | 118,431      | 1,201  | 5,733  | 8,455  | 9,064   | 10,043  | 9,441   | 8,113   | 8,672   | 7,686   | 7,915   | 9,763   | 8,438   | 7,123   | 5,562   | 11,103 | 119           |
| Male. . . . .   | 58,615       | 576    | 2,897  | 4,275  | 4,612   | 5,011   | 4,985   | 4,188   | 4,504   | 3,910   | 3,905   | 4,818   | 4,296   | 3,469   | 2,606   | 4,487  | 76            |
| Female. . . . .   | 59,816       | 625    | 2,836  | 4,180  | 4,452   | 5,032   | 4,456   | 3,925   | 4,168   | 3,776   | 4,010   | 4,945   | 4,142   | 3,654   | 2,956   | 6,616  | 43            |
| Town of Port Louis-Ward 1 East                                      |              |        |        |        |         |         |         |         |         |         |         |         |         |         |         |        |               |
| Both sexes. . . . .   | 12,553       | 118    | 612    | 883    | 902     | 1,062   | 1,082   | 841     | 956     | 874     | 875     | 1,066   | 854     | 776     | 558     | 1,083  | 11            |
| Male. . . . .   | 6,426        | 59     | 315    | 465    | 464     | 537     | 597     | 452     | 515     | 478     | 450     | 553     | 448     | 417     | 264     | 402    | 10            |
| Female. . . . .   | 6,127        | 59     | 297    | 418    | 438     | 525     | 485     | 389     | 441     | 396     | 425     | 513     | 406     | 359     | 294     | 681    | 1             |
| Town of Port Louis-Ward 2   |              |        |        |        |         |         |         |         |         |         |         |         |         |         |         |        |               |
| Both sexes. . . . .   | 12,956       | 148    | 515    | 800    | 878     | 968     | 899     | 821     | 890     | 745     | 838     | 1,132   | 1,007   | 887     | 701     | 1,718  | 9             |
| Male. . . . .   | 6,366        | 72     | 241    | 408    | 444     | 482     | 461     | 423     | 485     | 371     | 395     | 567     | 533     | 417     | 327     | 735    | 5             |
| Female. . . . .   | 6,590        | 76     | 274    | 392    | 434     | 486     | 438     | 398     | 405     | 374     | 443     | 565     | 474     | 470     | 374     | 983    | 4             |
| Town of Port Louis-Ward 3   |              |        |        |        |         |         |         |         |         |         |         |         |         |         |         |        |               |
| Both sexes. . . . .   | 21,544       | 216    | 982    | 1,471  | 1,642   | 1,881   | 1,739   | 1,390   | 1,476   | 1,375   | 1,509   | 1,747   | 1,547   | 1,262   | 1,067   | 2,234  | 6             |
| Male. . . . .   | 10,506       | 102    | 490    | 731    | 859     | 959     | 910     | 672     | 776     | 685     | 707     | 839     | 765     | 607     | 471     | 928    | 5             |
| Female. . . . .   | 11,038       | 114    | 492    | 740    | 783     | 922     | 829     | 718     | 700     | 690     | 802     | 908     | 782     | 655     | 596     | 1,306  | 1             |
| Town of Port Louis-Ward 4   |              |        |        |        |         |         |         |         |         |         |         |         |         |         |         |        |               |
| Both sexes. . . . .   | 18,443       | 153    | 730    | 1,214  | 1,336   | 1,546   | 1,361   | 1,211   | 1,271   | 1,109   | 1,193   | 1,538   | 1,459   | 1,240   | 1,053   | 2,021  | 8             |
| Male. . . . .   | 8,902        | 71     | 340    | 605    | 653     | 731     | 732     | 618     | 633     | 563     | 573     | 765     | 713     | 592     | 468     | 838    | 7             |
| Female. . . . .   | 9,541        | 82     | 390    | 609    | 683     | 815     | 629     | 593     | 638     | 546     | 620     | 773     | 746     | 648     | 585     | 1,183  | 1             |
| Town of Port Louis-Ward 5   |              |        |        |        |         |         |         |         |         |         |         |         |         |         |         |        |               |
| Both sexes. . . . .   | 22,316       | 228    | 1,181  | 1,673  | 1,804   | 1,892   | 1,815   | 1,643   | 1,717   | 1,475   | 1,374   | 1,743   | 1,518   | 1,285   | 1,015   | 1,899  | 54            |
| Male. . . . .   | 11,257       | 107    | 618    | 854    | 922     | 937     | 987     | 923     | 902     | 772     | 716     | 848     | 784     | 602     | 503     | 748    | 34            |
| Female. . . . .   | 11,059       | 121    | 563    | 819    | 882     | 955     | 828     | 720     | 815     | 703     | 658     | 895     | 734     | 683     | 512     | 1,151  | 20            |

Table D2 - Resident population by geographical location, age and sex

| Country, District<br>Municipal Ward/Village Council Area<br>and Sex | Age in years |       |       |        |         |         |         |         |         |         |         |         |         |         |         |       | Not<br>stated |
|---|--------------|-------|-------|--------|---------|---------|---------|---------|---------|---------|---------|---------|---------|---------|---------|-------|---------------|
|   | All<br>ages  | <1    | 1 - 4 | 5 - 9  | 10 - 14 | 15 - 19 | 20 - 24 | 25 - 29 | 30 - 34 | 35 - 39 | 40 - 44 | 45 - 49 | 50 - 54 | 55 - 59 | 60 - 64 | 65+   |               |
| Town of Port Louis-Ward 6   |              |       |       |        |         |         |         |         |         |         |         |         |         |         |         |       |               |
| Both sexes. . . . .   | 30,619       | 338   | 1,713 | 2,414  | 2,502   | 2,694   | 2,545   | 2,207   | 2,362   | 2,108   | 2,126   | 2,537   | 2,053   | 1,673   | 1,168   | 2,148 | 31            |
| Male. . . . .   | 15,158       | 165   | 893   | 1,212  | 1,270   | 1,365   | 1,298   | 1,100   | 1,193   | 1,041   | 1,064   | 1,246   | 1,053   | 834     | 573     | 836   | 15            |
| Female. . . . .   | 15,461       | 173   | 820   | 1,202  | 1,232   | 1,329   | 1,247   | 1,107   | 1,169   | 1,067   | 1,062   | 1,291   | 1,000   | 839     | 595     | 1,312 | 16            |
| PAMPLEMOUSSES DISTRICT-wholly rural                                 |              |       |       |        |         |         |         |         |         |         |         |         |         |         |         |       |               |
| Both sexes. . . . .   | 136,268      | 1,453 | 7,079 | 10,218 | 10,431  | 11,276  | 10,546  | 10,526  | 12,000  | 10,187  | 10,071  | 10,676  | 9,251   | 7,923   | 5,963   | 8,613 | 55            |
| Male. . . . .   | 67,898       | 717   | 3,567 | 5,127  | 5,312   | 5,666   | 5,342   | 5,296   | 6,060   | 5,273   | 5,124   | 5,332   | 4,575   | 3,917   | 2,896   | 3,662 | 32            |
| Female. . . . .   | 68,370       | 736   | 3,512 | 5,091  | 5,119   | 5,610   | 5,204   | 5,230   | 5,940   | 4,914   | 4,947   | 5,344   | 4,676   | 4,006   | 3,067   | 4,951 | 23            |
| Arsenal VCA   |              |       |       |        |         |         |         |         |         |         |         |         |         |         |         |       |               |
| Both sexes. . . . .   | 2,937        | 31    | 167   | 247    | 223     | 234     | 218     | 223     | 295     | 212     | 229     | 225     | 207     | 155     | 130     | 140   | 1             |
| Male. . . . .   | 1,480        | 13    | 86    | 125    | 112     | 116     | 111     | 117     | 163     | 118     | 113     | 114     | 105     | 66      | 68      | 52    | 1             |
| Female. . . . .   | 1,457        | 18    | 81    | 122    | 111     | 118     | 107     | 106     | 132     | 94      | 116     | 111     | 102     | 89      | 62      | 88    | -             |
| Baie du Tombeau VCA   |              |       |       |        |         |         |         |         |         |         |         |         |         |         |         |       |               |
| Both sexes. . . . .   | 14,687       | 180   | 830   | 1,080  | 1,110   | 1,173   | 1,265   | 1,405   | 1,325   | 979     | 939     | 1,092   | 963     | 825     | 548     | 971   | 2             |
| Male. . . . .   | 7,253        | 89    | 410   | 544    | 573     | 577     | 638     | 697     | 632     | 492     | 483     | 553     | 469     | 383     | 303     | 410   | -             |
| Female. . . . .   | 7,434        | 91    | 420   | 536    | 537     | 596     | 627     | 708     | 693     | 487     | 456     | 539     | 494     | 442     | 245     | 561   | 2             |
| Calebasses VCA  |              |       |       |        |         |         |         |         |         |         |         |         |         |         |         |       |               |
| Both sexes. . . . .   | 4,816        | 52    | 242   | 379    | 380     | 360     | 336     | 332     | 426     | 365     | 333     | 401     | 361     | 320     | 227     | 302   | -             |
| Male. . . . .   | 2,395        | 26    | 130   | 197    | 196     | 186     | 168     | 136     | 215     | 193     | 178     | 195     | 185     | 148     | 114     | 128   | -             |
| Female. . . . .   | 2,421        | 26    | 112   | 182    | 184     | 174     | 168     | 196     | 211     | 172     | 155     | 206     | 176     | 172     | 113     | 174   | -             |
| Congomah VCA  |              |       |       |        |         |         |         |         |         |         |         |         |         |         |         |       |               |
| Both sexes. . . . .   | 1,895        | 19    | 104   | 148    | 162     | 142     | 138     | 142     | 173     | 150     | 163     | 154     | 123     | 102     | 69      | 106   | -             |
| Male. . . . .   | 920          | 8     | 51    | 73     | 81      | 62      | 75      | 66      | 79      | 79      | 86      | 80      | 54      | 55      | 30      | 41    | -             |
| Female. . . . .   | 975          | 11    | 53    | 75     | 81      | 80      | 63      | 76      | 94      | 71      | 77      | 74      | 69      | 47      | 39      | 65    | -             |
| Crève Coeur VCA   |              |       |       |        |         |         |         |         |         |         |         |         |         |         |         |       |               |
| Both sexes. . . . .   | 2,790        | 35    | 125   | 195    | 209     | 259     | 180     | 186     | 240     | 219     | 217     | 230     | 202     | 178     | 131     | 184   | -             |
| Male. . . . .   | 1,396        | 18    | 65    | 100    | 104     | 123     | 84      | 95      | 120     | 114     | 112     | 118     | 107     | 94      | 59      | 83    | -             |
| Female. . . . .   | 1,394        | 17    | 60    | 95     | 105     | 136     | 96      | 91      | 120     | 105     | 105     | 112     | 95      | 84      | 72      | 101   | -             |
| D'Épinay VCA  |              |       |       |        |         |         |         |         |         |         |         |         |         |         |         |       |               |
| Both sexes. . . . .   | 5,304        | 55    | 286   | 392    | 443     | 426     | 366     | 384     | 453     | 423     | 423     | 436     | 354     | 308     | 229     | 326   | -             |
| Male. . . . .   | 2,623        | 35    | 148   | 207    | 226     | 229     | 173     | 178     | 212     | 225     | 213     | 222     | 170     | 151     | 116     | 118   | -             |
| Female. . . . .   | 2,681        | 20    | 138   | 185    | 217     | 197     | 193     | 206     | 241     | 198     | 210     | 214     | 184     | 157     | 113     | 208   | -             |
| Fond du Sac VCA   |              |       |       |        |         |         |         |         |         |         |         |         |         |         |         |       |               |
| Both sexes. . . . .   | 5,186        | 38    | 224   | 354    | 374     | 414     | 432     | 434     | 442     | 383     | 422     | 376     | 348     | 337     | 263     | 343   | 2             |
| Male. . . . .   | 2,606        | 20    | 114   | 165    | 188     | 231     | 229     | 222     | 231     | 215     | 203     | 183     | 161     | 173     | 130     | 140   | 1             |
| Female. . . . .   | 2,580        | 18    | 110   | 189    | 186     | 183     | 203     | 212     | 211     | 168     | 219     | 193     | 187     | 164     | 133     | 203   | 1             |
| Grand Baie VCA-West (East in R/R)                                   |              |       |       |        |         |         |         |         |         |         |         |         |         |         |         |       |               |
| Both sexes. . . . .   | 2,507        | 23    | 125   | 173    | 151     | 181     | 162     | 186     | 230     | 199     | 194     | 225     | 190     | 153     | 126     | 176   | 13            |
| Male. . . . .   | 1,207        | 13    | 60    | 76     | 76      | 99      | 80      | 66      | 92      | 101     | 103     | 111     | 94      | 82      | 60      | 87    | 7             |
| Female. . . . .   | 1,300        | 10    | 65    | 97     | 75      | 82      | 82      | 120     | 138     | 98      | 91      | 114     | 96      | 71      | 66      | 89    | 6             |
| Le Hochet VCA   |              |       |       |        |         |         |         |         |         |         |         |         |         |         |         |       |               |
| Both sexes. . . . .   | 15,034       | 132   | 857   | 1,181  | 1,111   | 1,206   | 1,227   | 1,141   | 1,365   | 1,072   | 1,059   | 1,151   | 1,056   | 884     | 625     | 955   | 12            |
| Male. . . . .   | 7,696        | 56    | 450   | 595    | 585     | 603     | 662     | 607     | 708     | 576     | 558     | 607     | 530     | 444     | 300     | 406   | 9             |
| Female. . . . .   | 7,338        | 76    | 407   | 586    | 526     | 603     | 565     | 534     | 657     | 496     | 501     | 544     | 526     | 440     | 325     | 549   | 3             |
| Long Mountain VCA   |              |       |       |        |         |         |         |         |         |         |         |         |         |         |         |       |               |
| Both sexes. . . . .   | 6,995        | 55    | 326   | 462    | 502     | 556     | 537     | 543     | 574     | 499     | 516     | 591     | 579     | 418     | 309     | 524   | 4             |
| Male. . . . .   | 3,477        | 29    | 159   | 240    | 256     | 268     | 275     | 296     | 295     | 252     | 222     | 304     | 293     | 206     | 168     | 211   | 3             |
| Female. . . . .   | 3,518        | 26    | 167   | 222    | 246     | 288     | 262     | 247     | 279     | 247     | 294     | 287     | 286     | 212     | 141     | 313   | 1             |



Table D2 - Resident population by geographical location, age and sex

| Country, District<br>Municipal Ward/Village Council Area<br>and Sex | Age in years |       |       |       |         |         |         |         |         |         |         |         |         |         |         |       |               |
|---|--------------|-------|-------|-------|---------|---------|---------|---------|---------|---------|---------|---------|---------|---------|---------|-------|---------------|
|   | All<br>ages  | <1    | 1 - 4 | 5 - 9 | 10 - 14 | 15 - 19 | 20 - 24 | 25 - 29 | 30 - 34 | 35 - 39 | 40 - 44 | 45 - 49 | 50 - 54 | 55 - 59 | 60 - 64 | 65+   | Not<br>stated |
| Mapou VCA South(North in R/R)                                       |              |       |       |       |         |         |         |         |         |         |         |         |         |         |         |       |               |
| Both sexes. . . . .   | 254          | 1     | 19    | 19    | 13      | 21      | 15      | 25      | 36      | 18      | 11      | 21      | 12      | 15      | 17      | 11    | -             |
| Male. . . . .   | 117          | 1     | 8     | 8     | 7       | 6       | 8       | 8       | 22      | 8       | 4       | 10      | 7       | 8       | 8       | 4     | -             |
| Female. . . . .   | 137          | -     | 11    | 11    | 6       | 15      | 7       | 17      | 14      | 10      | 7       | 11      | 5       | 7       | 9       | 7     | -             |
| Morcellement St André VCA   |              |       |       |       |         |         |         |         |         |         |         |         |         |         |         |       |               |
| Both sexes. . . . .   | 5,750        | 47    | 250   | 450   | 422     | 463     | 428     | 391     | 486     | 415     | 417     | 449     | 445     | 361     | 305     | 413   | 8             |
| Male. . . . .   | 2,838        | 20    | 126   | 222   | 200     | 239     | 224     | 183     | 242     | 215     | 207     | 202     | 226     | 174     | 169     | 185   | 4             |
| Female. . . . .   | 2,912        | 27    | 124   | 228   | 222     | 224     | 204     | 208     | 244     | 200     | 210     | 247     | 219     | 187     | 136     | 228   | 4             |
| Notre Dame VCA  |              |       |       |       |         |         |         |         |         |         |         |         |         |         |         |       |               |
| Both sexes. . . . .   | 4,216        | 50    | 196   | 322   | 327     | 361     | 370     | 327     | 368     | 307     | 296     | 360     | 275     | 236     | 189     | 232   | -             |
| Male. . . . .   | 2,004        | 27    | 91    | 163   | 161     | 181     | 182     | 143     | 164     | 129     | 152     | 168     | 145     | 110     | 90      | 98    | -             |
| Female. . . . .   | 2,212        | 23    | 105   | 159   | 166     | 180     | 188     | 184     | 204     | 178     | 144     | 192     | 130     | 126     | 99      | 134   | -             |
| Pamplemousses VCA   |              |       |       |       |         |         |         |         |         |         |         |         |         |         |         |       |               |
| Both sexes. . . . .   | 9,295        | 123   | 458   | 673   | 695     | 787     | 705     | 756     | 773     | 710     | 721     | 732     | 598     | 510     | 387     | 664   | 3             |
| Male. . . . .   | 4,733        | 73    | 233   | 343   | 365     | 419     | 328     | 392     | 415     | 346     | 377     | 369     | 310     | 271     | 178     | 313   | 1             |
| Female. . . . .   | 4,562        | 50    | 225   | 330   | 330     | 368     | 377     | 364     | 358     | 364     | 344     | 363     | 288     | 239     | 209     | 351   | 2             |
| Piton VCA-West(East in R/R)   |              |       |       |       |         |         |         |         |         |         |         |         |         |         |         |       |               |
| Both sexes. . . . .   | 1,535        | 23    | 72    | 97    | 94      | 123     | 111     | 130     | 155     | 103     | 115     | 122     | 101     | 104     | 67      | 118   | -             |
| Male. . . . .   | 784          | 8     | 40    | 51    | 47      | 61      | 63      | 77      | 85      | 58      | 55      | 68      | 48      | 47      | 31      | 45    | -             |
| Female. . . . .   | 751          | 15    | 32    | 46    | 47      | 62      | 48      | 53      | 70      | 45      | 60      | 54      | 53      | 57      | 36      | 73    | -             |
| Plaine des Papayes VCA  |              |       |       |       |         |         |         |         |         |         |         |         |         |         |         |       |               |
| Both sexes. . . . .   | 7,607        | 78    | 375   | 525   | 590     | 650     | 550     | 549     | 694     | 573     | 591     | 593     | 502     | 451     | 385     | 501   | -             |
| Male. . . . .   | 3,771        | 29    | 188   | 267   | 325     | 315     | 279     | 268     | 348     | 295     | 294     | 305     | 243     | 209     | 185     | 221   | -             |
| Female. . . . .   | 3,836        | 49    | 187   | 258   | 265     | 335     | 271     | 281     | 346     | 278     | 297     | 288     | 259     | 242     | 200     | 280   | -             |
| Pointe aux Piments VCA  |              |       |       |       |         |         |         |         |         |         |         |         |         |         |         |       |               |
| Both sexes. . . . .   | 9,079        | 103   | 511   | 732   | 675     | 819     | 687     | 668     | 829     | 719     | 698     | 692     | 555     | 512     | 349     | 527   | 3             |
| Male. . . . .   | 4,602        | 49    | 263   | 364   | 351     | 422     | 349     | 366     | 427     | 382     | 365     | 338     | 257     | 263     | 181     | 223   | 2             |
| Female. . . . .   | 4,477        | 54    | 248   | 368   | 324     | 397     | 338     | 302     | 402     | 337     | 333     | 354     | 298     | 249     | 168     | 304   | 1             |
| Terre Rouge VCA   |              |       |       |       |         |         |         |         |         |         |         |         |         |         |         |       |               |
| Both sexes. . . . .   | 10,760       | 132   | 675   | 937   | 922     | 948     | 880     | 802     | 931     | 823     | 827     | 806     | 635     | 528     | 391     | 521   | 2             |
| Male. . . . .   | 5,348        | 63    | 324   | 446   | 457     | 480     | 459     | 409     | 495     | 418     | 429     | 414     | 306     | 269     | 173     | 205   | 1             |
| Female. . . . .   | 5,412        | 69    | 351   | 491   | 465     | 468     | 421     | 393     | 436     | 405     | 398     | 392     | 329     | 259     | 218     | 316   | 1             |
| Triplet VCA   |              |       |       |       |         |         |         |         |         |         |         |         |         |         |         |       |               |
| Both sexes. . . . .   | 23,386       | 249   | 1,143 | 1,697 | 1,826   | 1,962   | 1,796   | 1,731   | 2,014   | 1,823   | 1,722   | 1,870   | 1,600   | 1,388   | 1,115   | 1,445 | 5             |
| Male. . . . .   | 11,558       | 126   | 575   | 866   | 906     | 957     | 884     | 878     | 1,017   | 959     | 884     | 895     | 789     | 696     | 489     | 634   | 3             |
| Female. . . . .   | 11,828       | 123   | 568   | 831   | 920     | 1,005   | 912     | 853     | 997     | 864     | 838     | 975     | 811     | 692     | 626     | 811   | 2             |
| Villebague VCA-West(East in R/R)                                    |              |       |       |       |         |         |         |         |         |         |         |         |         |         |         |       |               |
| Both sexes. . . . .   | 2,235        | 27    | 94    | 155   | 202     | 191     | 143     | 171     | 191     | 195     | 178     | 150     | 145     | 138     | 101     | 154   | -             |
| Male. . . . .   | 1,090        | 14    | 46    | 75    | 96      | 92      | 71      | 92      | 98      | 98      | 86      | 76      | 76      | 68      | 44      | 58    | -             |
| Female. . . . .   | 1,145        | 13    | 48    | 80    | 106     | 99      | 72      | 79      | 93      | 97      | 92      | 74      | 69      | 70      | 57      | 96    | -             |
| R. DU REMPART DISTRICT-wholly rural                                 |              |       |       |       |         |         |         |         |         |         |         |         |         |         |         |       |               |
| Both sexes. . . . .   | 106,267      | 1,000 | 5,322 | 7,790 | 8,282   | 8,816   | 7,792   | 7,611   | 9,352   | 8,424   | 8,217   | 8,479   | 7,135   | 6,127   | 4,821   | 7,063 | 36            |
| Male. . . . .   | 52,672       | 507   | 2,708 | 4,034 | 4,281   | 4,399   | 3,862   | 3,810   | 4,613   | 4,250   | 4,209   | 4,221   | 3,567   | 2,926   | 2,267   | 2,992 | 26            |
| Female. . . . .   | 53,595       | 493   | 2,614 | 3,756 | 4,001   | 4,417   | 3,930   | 3,801   | 4,739   | 4,174   | 4,008   | 4,258   | 3,568   | 3,201   | 2,554   | 4,071 | 10            |
| Amaury VCA-North(South in Flacq )                                   |              |       |       |       |         |         |         |         |         |         |         |         |         |         |         |       |               |
| Both sexes. . . . .   | 2,641        | 29    | 114   | 215   | 224     | 206     | 167     | 157     | 252     | 219     | 216     | 200     | 164     | 139     | 142     | 197   | -             |
| Male. . . . .   | 1,272        | 16    | 54    | 112   | 114     | 99      | 78      | 79      | 105     | 115     | 118     | 111     | 81      | 58      | 58      | 74    | -             |
| Female. . . . .   | 1,369        | 13    | 60    | 103   | 110     | 107     | 89      | 78      | 147     | 104     | 98      | 89      | 83      | 81      | 84      | 123   | -             |

Table D2 - Resident population by geographical location, age and sex

| Country, District<br>Municipal Ward/Village Council Area<br>and Sex | Age in years |     |       |       |         |         |         |         |         |         |         |         |         |         |         |       | Not<br>stated |
|---|--------------|-----|-------|-------|---------|---------|---------|---------|---------|---------|---------|---------|---------|---------|---------|-------|---------------|
|   | All<br>ages  | <1  | 1 - 4 | 5 - 9 | 10 - 14 | 15 - 19 | 20 - 24 | 25 - 29 | 30 - 34 | 35 - 39 | 40 - 44 | 45 - 49 | 50 - 54 | 55 - 59 | 60 - 64 | 65+   |               |
| Amitié VCA-East (West in Pamp)                                      |              |     |       |       |         |         |         |         |         |         |         |         |         |         |         |       |               |
| Both sexes. . . . .   | 2,256        | 20  | 93    | 140   | 171     | 153     | 138     | 251     | 244     | 193     | 170     | 161     | 135     | 126     | 109     | 152   | -             |
| Male. . . . .   | 1,019        | 12  | 55    | 76    | 97      | 79      | 63      | 56      | 89      | 85      | 88      | 89      | 62      | 50      | 53      | 65    | -             |
| Female. . . . .   | 1,237        | 8   | 38    | 64    | 74      | 74      | 75      | 195     | 155     | 108     | 82      | 72      | 73      | 76      | 56      | 87    | -             |
| Belle Vue Maurel VCA-South  |              |     |       |       |         |         |         |         |         |         |         |         |         |         |         |       |               |
| Both sexes. . . . .   | 4,518        | 36  | 210   | 303   | 335     | 348     | 285     | 383     | 422     | 369     | 333     | 366     | 294     | 271     | 236     | 327   | -             |
| Male. . . . .   | 2,219        | 13  | 109   | 156   | 176     | 182     | 146     | 201     | 211     | 175     | 172     | 163     | 151     | 130     | 100     | 134   | -             |
| Female. . . . .   | 2,299        | 23  | 101   | 147   | 159     | 166     | 139     | 182     | 211     | 194     | 161     | 203     | 143     | 141     | 136     | 193   | -             |
| Cap Malheureux VCA  |              |     |       |       |         |         |         |         |         |         |         |         |         |         |         |       |               |
| Both sexes. . . . .   | 5,070        | 61  | 277   | 396   | 360     | 456     | 373     | 342     | 400     | 382     | 380     | 437     | 365     | 300     | 235     | 304   | 2             |
| Male. . . . .   | 2,480        | 30  | 147   | 194   | 163     | 224     | 189     | 181     | 185     | 190     | 192     | 204     | 187     | 146     | 108     | 139   | 1             |
| Female. . . . .   | 2,590        | 31  | 130   | 202   | 197     | 232     | 184     | 161     | 215     | 192     | 188     | 233     | 178     | 154     | 127     | 165   | 1             |
| Cottage VCA   |              |     |       |       |         |         |         |         |         |         |         |         |         |         |         |       |               |
| Both sexes. . . . .   | 4,192        | 35  | 214   | 351   | 347     | 346     | 317     | 279     | 380     | 360     | 306     | 313     | 286     | 221     | 188     | 249   | -             |
| Male. . . . .   | 2,021        | 20  | 110   | 171   | 162     | 168     | 145     | 143     | 170     | 179     | 156     | 156     | 153     | 111     | 93      | 84    | -             |
| Female. . . . .   | 2,171        | 15  | 104   | 180   | 185     | 178     | 172     | 136     | 210     | 181     | 150     | 157     | 133     | 110     | 95      | 165   | -             |
| Espérance Trébuchet VCA   |              |     |       |       |         |         |         |         |         |         |         |         |         |         |         |       |               |
| Both sexes. . . . .   | 2,148        | 17  | 101   | 155   | 153     | 175     | 164     | 120     | 184     | 166     | 171     | 199     | 158     | 124     | 102     | 159   | -             |
| Male. . . . .   | 1,051        | 7   | 51    | 81    | 81      | 87      | 84      | 59      | 89      | 93      | 74      | 89      | 83      | 59      | 48      | 66    | -             |
| Female. . . . .   | 1,097        | 10  | 50    | 74    | 72      | 88      | 80      | 61      | 95      | 73      | 97      | 110     | 75      | 65      | 54      | 93    | -             |
| Goodlands VCA   |              |     |       |       |         |         |         |         |         |         |         |         |         |         |         |       |               |
| Both sexes. . . . .   | 20,712       | 192 | 1,035 | 1,536 | 1,554   | 1,756   | 1,645   | 1,484   | 1,797   | 1,554   | 1,590   | 1,655   | 1,388   | 1,129   | 883     | 1,508 | 6             |
| Male. . . . .   | 10,207       | 96  | 509   | 776   | 775     | 852     | 799     | 779     | 901     | 803     | 823     | 841     | 683     | 526     | 397     | 641   | 6             |
| Female. . . . .   | 10,505       | 96  | 526   | 760   | 779     | 904     | 846     | 705     | 896     | 751     | 767     | 814     | 705     | 603     | 486     | 867   | -             |
| Grand Baie VCA-East (West in Pamp)                                  |              |     |       |       |         |         |         |         |         |         |         |         |         |         |         |       |               |
| Both sexes. . . . .   | 9,403        | 110 | 557   | 703   | 704     | 781     | 673     | 643     | 790     | 761     | 764     | 760     | 594     | 541     | 404     | 594   | 24            |
| Male. . . . .   | 4,737        | 69  | 282   | 376   | 365     | 410     | 312     | 314     | 391     | 397     | 383     | 399     | 297     | 261     | 199     | 266   | 16            |
| Female. . . . .   | 4,666        | 41  | 275   | 327   | 339     | 371     | 361     | 329     | 399     | 364     | 381     | 361     | 297     | 280     | 205     | 328   | 8             |
| Grand Gaube VCA   |              |     |       |       |         |         |         |         |         |         |         |         |         |         |         |       |               |
| Both sexes. . . . .   | 7,578        | 90  | 406   | 624   | 626     | 635     | 528     | 533     | 660     | 587     | 555     | 581     | 473     | 407     | 333     | 540   | -             |
| Male. . . . .   | 3,815        | 44  | 192   | 304   | 328     | 312     | 266     | 276     | 350     | 300     | 299     | 300     | 241     | 208     | 158     | 237   | -             |
| Female. . . . .   | 3,763        | 46  | 214   | 320   | 298     | 323     | 262     | 257     | 310     | 287     | 256     | 281     | 232     | 199     | 175     | 303   | -             |
| Mapou VCA-North (South in Pamp)                                     |              |     |       |       |         |         |         |         |         |         |         |         |         |         |         |       |               |
| Both sexes. . . . .   | 1,275        | 6   | 69    | 105   | 106     | 112     | 86      | 70      | 133     | 117     | 101     | 91      | 78      | 70      | 57      | 74    | -             |
| Male. . . . .   | 626          | 3   | 36    | 61    | 55      | 57      | 44      | 28      | 64      | 56      | 57      | 45      | 41      | 24      | 20      | 35    | -             |
| Female. . . . .   | 649          | 3   | 33    | 44    | 51      | 55      | 42      | 42      | 69      | 61      | 44      | 46      | 37      | 46      | 37      | 39    | -             |
| Petit Raffray VCA   |              |     |       |       |         |         |         |         |         |         |         |         |         |         |         |       |               |
| Both sexes. . . . .   | 9,254        | 75  | 460   | 678   | 776     | 754     | 695     | 643     | 845     | 771     | 765     | 696     | 601     | 531     | 398     | 566   | -             |
| Male. . . . .   | 4,628        | 39  | 225   | 369   | 403     | 375     | 356     | 338     | 412     | 385     | 394     | 353     | 296     | 261     | 179     | 243   | -             |
| Female. . . . .   | 4,626        | 36  | 235   | 309   | 373     | 379     | 339     | 305     | 433     | 386     | 371     | 343     | 305     | 270     | 219     | 323   | -             |
| Piton VCA-East (West in Pamp)                                       |              |     |       |       |         |         |         |         |         |         |         |         |         |         |         |       |               |
| Both sexes. . . . .   | 3,407        | 42  | 154   | 210   | 258     | 278     | 212     | 194     | 273     | 285     | 285     | 282     | 229     | 204     | 194     | 307   | -             |
| Male. . . . .   | 1,643        | 21  | 84    | 112   | 124     | 130     | 98      | 91      | 129     | 138     | 143     | 148     | 119     | 86      | 87      | 133   | -             |
| Female. . . . .   | 1,764        | 21  | 70    | 98    | 134     | 148     | 114     | 103     | 144     | 147     | 142     | 134     | 110     | 118     | 107     | 174   | -             |
| Plaines des Roches VCA-North  |              |     |       |       |         |         |         |         |         |         |         |         |         |         |         |       |               |
| Both sexes. . . . .   | 3,755        | 37  | 181   | 265   | 278     | 334     | 305     | 254     | 311     | 280     | 295     | 342     | 242     | 223     | 174     | 234   | -             |
| Male. . . . .   | 1,887        | 20  | 96    | 128   | 145     | 154     | 156     | 141     | 155     | 135     | 142     | 164     | 136     | 115     | 96      | 104   | -             |
| Female. . . . .   | 1,868        | 17  | 85    | 137   | 133     | 180     | 149     | 113     | 156     | 145     | 153     | 178     | 106     | 108     | 78      | 130   | -             |

Table D2 - Resident population by geographical location, age and sex

| Country, District<br>Municipal Ward/Village Council Area<br>and Sex | Age in years |       |       |        |         |         |         |         |         |         |         |         |         |         |         |       |               |
|---|--------------|-------|-------|--------|---------|---------|---------|---------|---------|---------|---------|---------|---------|---------|---------|-------|---------------|
|   | All<br>ages  | <1    | 1 - 4 | 5 - 9  | 10 - 14 | 15 - 19 | 20 - 24 | 25 - 29 | 30 - 34 | 35 - 39 | 40 - 44 | 45 - 49 | 50 - 54 | 55 - 59 | 60 - 64 | 65+   | Not<br>stated |
| Poudre d'Or Hamlet VCA  |              |       |       |        |         |         |         |         |         |         |         |         |         |         |         |       |               |
| Both sexes. . . . .   | 2,335        | 21    | 98    | 137    | 150     | 214     | 178     | 202     | 190     | 152     | 178     | 212     | 178     | 152     | 132     | 141   | -             |
| Male. . . . .   | 1,192        | 10    | 58    | 87     | 92      | 94      | 92      | 107     | 106     | 80      | 92      | 95      | 83      | 70      | 70      | 56    | -             |
| Female. . . . .   | 1,143        | 11    | 40    | 50     | 58      | 120     | 86      | 95      | 84      | 72      | 86      | 117     | 95      | 82      | 62      | 85    | -             |
| Poudre d'Or VCA   |              |       |       |        |         |         |         |         |         |         |         |         |         |         |         |       |               |
| Both sexes. . . . .   | 4,142        | 47    | 233   | 317    | 335     | 335     | 265     | 307     | 401     | 333     | 283     | 316     | 263     | 243     | 191     | 273   | -             |
| Male. . . . .   | 2,055        | 22    | 119   | 170    | 168     | 153     | 137     | 146     | 215     | 178     | 148     | 168     | 108     | 124     | 83      | 116   | -             |
| Female. . . . .   | 2,087        | 25    | 114   | 147    | 167     | 182     | 128     | 161     | 186     | 155     | 135     | 148     | 155     | 119     | 108     | 157   | -             |
| Rivière du Rempart VCA  |              |       |       |        |         |         |         |         |         |         |         |         |         |         |         |       |               |
| Both sexes. . . . .   | 10,825       | 89    | 506   | 723    | 874     | 850     | 826     | 804     | 932     | 828     | 773     | 871     | 797     | 713     | 502     | 733   | 4             |
| Male. . . . .   | 5,450        | 40    | 264   | 366    | 480     | 460     | 420     | 420     | 482     | 409     | 396     | 416     | 397     | 350     | 246     | 301   | 3             |
| Female. . . . .   | 5,375        | 49    | 242   | 357    | 394     | 390     | 406     | 384     | 450     | 419     | 377     | 455     | 400     | 363     | 256     | 432   | 1             |
| Roche Terre VCA   |              |       |       |        |         |         |         |         |         |         |         |         |         |         |         |       |               |
| Both sexes. . . . .   | 3,162        | 21    | 152   | 230    | 250     | 265     | 247     | 213     | 270     | 278     | 270     | 257     | 230     | 169     | 132     | 178   | -             |
| Male. . . . .   | 1,544        | 9     | 80    | 115    | 136     | 135     | 113     | 101     | 118     | 137     | 140     | 121     | 119     | 86      | 59      | 75    | -             |
| Female. . . . .   | 1,618        | 12    | 72    | 115    | 114     | 130     | 134     | 112     | 152     | 141     | 130     | 136     | 111     | 83      | 73      | 103   | -             |
| Roches Noires VCA-North   |              |       |       |        |         |         |         |         |         |         |         |         |         |         |         |       |               |
| Both sexes. . . . .   | 5,683        | 42    | 255   | 395    | 426     | 474     | 414     | 487     | 525     | 487     | 472     | 435     | 380     | 352     | 235     | 304   | -             |
| Male. . . . .   | 2,843        | 22    | 134   | 216    | 234     | 244     | 212     | 229     | 276     | 240     | 239     | 208     | 184     | 155     | 119     | 131   | -             |
| Female. . . . .   | 2,840        | 20    | 121   | 179    | 192     | 230     | 202     | 258     | 249     | 247     | 233     | 227     | 196     | 197     | 116     | 173   | -             |
| The Vale VCA  |              |       |       |        |         |         |         |         |         |         |         |         |         |         |         |       |               |
| Both sexes. . . . .   | 3,840        | 30    | 204   | 303    | 347     | 338     | 268     | 241     | 341     | 295     | 304     | 299     | 272     | 209     | 171     | 218   | -             |
| Male. . . . .   | 1,951        | 14    | 103   | 162    | 178     | 184     | 149     | 118     | 165     | 152     | 150     | 149     | 141     | 105     | 91      | 90    | -             |
| Female. . . . .   | 1,889        | 16    | 101   | 141    | 169     | 154     | 119     | 123     | 176     | 143     | 154     | 150     | 131     | 104     | 80      | 128   | -             |
| Villebague VCA-East   |              |       |       |        |         |         |         |         |         |         |         |         |         |         |         |       |               |
| Both sexes. . . . .   | 71           | -     | 3     | 4      | 8       | 6       | 6       | 4       | 2       | 7       | 6       | 6       | 8       | 3       | 3       | 5     | -             |
| Male. . . . .   | 32           | -     | -     | 2      | 5       | -       | 3       | 3       | -       | 3       | 3       | 2       | 5       | 1       | 3       | 2     | -             |
| Female. . . . .   | 39           | -     | 3     | 2      | 3       | 6       | 3       | 1       | 2       | 4       | 3       | 4       | 3       | 2       | -       | 3     | -             |
| FLACQ DISTRICT-wholly rural   |              |       |       |        |         |         |         |         |         |         |         |         |         |         |         |       |               |
| Both sexes. . . . .   | 135,406      | 1,526 | 7,011 | 10,492 | 11,267  | 11,763  | 9,724   | 9,612   | 12,058  | 10,457  | 10,366  | 10,455  | 9,105   | 7,466   | 5,701   | 8,393 | 10            |
| Male. . . . .   | 67,156       | 738   | 3,477 | 5,305  | 5,704   | 5,933   | 4,844   | 4,783   | 6,115   | 5,392   | 5,340   | 5,290   | 4,625   | 3,621   | 2,666   | 3,319 | 4             |
| Female. . . . .   | 68,250       | 788   | 3,534 | 5,187  | 5,563   | 5,830   | 4,880   | 4,829   | 5,943   | 5,065   | 5,026   | 5,165   | 4,480   | 3,845   | 3,035   | 5,074 | 6             |
| Amaury VCA-South(North in RR)                                       |              |       |       |        |         |         |         |         |         |         |         |         |         |         |         |       |               |
| Both sexes. . . . .   | 319          | 5     | 21    | 24     | 27      | 25      | 26      | 29      | 32      | 24      | 18      | 25      | 17      | 19      | 17      | 10    | -             |
| Male. . . . .   | 157          | 1     | 11    | 12     | 17      | 13      | 10      | 17      | 16      | 13      | 10      | 11      | 7       | 8       | 9       | 2     | -             |
| Female. . . . .   | 162          | 4     | 10    | 12     | 10      | 12      | 16      | 12      | 16      | 11      | 8       | 14      | 10      | 11      | 8       | 8     | -             |
| Bel Air Riv. Sèche VCA  |              |       |       |        |         |         |         |         |         |         |         |         |         |         |         |       |               |
| Both sexes. . . . .   | 17,605       | 226   | 988   | 1,348  | 1,487   | 1,522   | 1,199   | 1,280   | 1,652   | 1,330   | 1,317   | 1,302   | 1,195   | 976     | 740     | 1,043 | -             |
| Male. . . . .   | 8,731        | 112   | 480   | 693    | 766     | 782     | 577     | 602     | 882     | 668     | 689     | 678     | 593     | 471     | 348     | 390   | -             |
| Female. . . . .   | 8,874        | 114   | 508   | 655    | 721     | 740     | 622     | 678     | 770     | 662     | 628     | 624     | 602     | 505     | 392     | 653   | -             |
| Bon Accueil VCA   |              |       |       |        |         |         |         |         |         |         |         |         |         |         |         |       |               |
| Both sexes. . . . .   | 6,203        | 60    | 294   | 495    | 518     | 510     | 437     | 452     | 510     | 497     | 455     | 523     | 396     | 322     | 287     | 447   | -             |
| Male. . . . .   | 3,045        | 32    | 152   | 258    | 265     | 247     | 212     | 222     | 240     | 267     | 225     | 262     | 205     | 147     | 120     | 191   | -             |
| Female. . . . .   | 3,158        | 28    | 142   | 237    | 253     | 263     | 225     | 230     | 270     | 230     | 230     | 261     | 191     | 175     | 167     | 256   | -             |
| Brisée Verdière VCA-South(N.in RR)                                  |              |       |       |        |         |         |         |         |         |         |         |         |         |         |         |       |               |
| Both sexes. . . . .   | 7,512        | 102   | 399   | 610    | 650     | 658     | 509     | 511     | 700     | 608     | 571     | 531     | 478     | 413     | 323     | 449   | -             |
| Male. . . . .   | 3,740        | 54    | 205   | 337    | 321     | 327     | 229     | 241     | 349     | 306     | 300     | 273     | 237     | 208     | 149     | 204   | -             |
| Female. . . . .   | 3,772        | 48    | 194   | 273    | 329     | 331     | 280     | 270     | 351     | 302     | 271     | 258     | 241     | 205     | 174     | 245   | -             |

Table D2 - Resident population by geographical location, age and sex

| Country, District<br>Municipal Ward/Village Council Area<br>and Sex | Age in years |     |       |       |         |         |         |         |         |         |         |         |         |         |         |       |               |
|---|--------------|-----|-------|-------|---------|---------|---------|---------|---------|---------|---------|---------|---------|---------|---------|-------|---------------|
|   | All<br>ages  | <1  | 1 - 4 | 5 - 9 | 10 - 14 | 15 - 19 | 20 - 24 | 25 - 29 | 30 - 34 | 35 - 39 | 40 - 44 | 45 - 49 | 50 - 54 | 55 - 59 | 60 - 64 | 65+   | Not<br>stated |
| Camp de Masque Pavé VCA   |              |     |       |       |         |         |         |         |         |         |         |         |         |         |         |       |               |
| Both sexes. . . . .   | 4,260        | 49  | 203   | 342   | 363     | 363     | 304     | 305     | 400     | 332     | 313     | 330     | 274     | 227     | 186     | 269   | -             |
| Male. . . . .   | 2,043        | 23  | 93    | 161   | 175     | 185     | 145     | 143     | 201     | 177     | 165     | 168     | 140     | 91      | 88      | 88    | -             |
| Female. . . . .   | 2,217        | 26  | 110   | 181   | 188     | 178     | 159     | 162     | 199     | 155     | 148     | 162     | 134     | 136     | 98      | 181   | -             |
| Camp de Masque VCA  |              |     |       |       |         |         |         |         |         |         |         |         |         |         |         |       |               |
| Both sexes. . . . .   | 2,720        | 32  | 131   | 191   | 222     | 252     | 198     | 198     | 227     | 189     | 205     | 237     | 175     | 159     | 124     | 180   | -             |
| Male. . . . .   | 1,297        | 11  | 66    | 92    | 88      | 140     | 88      | 98      | 116     | 99      | 106     | 107     | 88      | 79      | 54      | 65    | -             |
| Female. . . . .   | 1,423        | 21  | 65    | 99    | 134     | 112     | 110     | 100     | 111     | 90      | 99      | 130     | 87      | 80      | 70      | 115   | -             |
| Camp Ithier VCA   |              |     |       |       |         |         |         |         |         |         |         |         |         |         |         |       |               |
| Both sexes. . . . .   | 4,269        | 52  | 200   | 328   | 368     | 430     | 321     | 316     | 327     | 306     | 357     | 352     | 266     | 210     | 159     | 277   | -             |
| Male. . . . .   | 2,141        | 25  | 103   | 163   | 182     | 245     | 158     | 157     | 168     | 153     | 160     | 172     | 153     | 112     | 73      | 117   | -             |
| Female. . . . .   | 2,128        | 27  | 97    | 165   | 186     | 185     | 163     | 159     | 159     | 153     | 197     | 180     | 113     | 98      | 86      | 160   | -             |
| Centre de Flacq VCA   |              |     |       |       |         |         |         |         |         |         |         |         |         |         |         |       |               |
| Both sexes. . . . .   | 15,791       | 154 | 794   | 1,095 | 1,223   | 1,380   | 1,093   | 1,037   | 1,296   | 1,157   | 1,204   | 1,327   | 1,227   | 943     | 694     | 1,167 | -             |
| Male. . . . .   | 7,732        | 76  | 382   | 542   | 613     | 690     | 538     | 507     | 619     | 582     | 584     | 665     | 644     | 478     | 333     | 479   | -             |
| Female. . . . .   | 8,059        | 78  | 412   | 553   | 610     | 690     | 555     | 530     | 677     | 575     | 620     | 662     | 583     | 465     | 361     | 688   | -             |
| Clémencia VCA   |              |     |       |       |         |         |         |         |         |         |         |         |         |         |         |       |               |
| Both sexes. . . . .   | 1,825        | 21  | 105   | 150   | 155     | 159     | 135     | 131     | 169     | 144     | 143     | 149     | 123     | 101     | 59      | 81    | -             |
| Male. . . . .   | 894          | 11  | 52    | 72    | 75      | 84      | 59      | 62      | 80      | 78      | 74      | 78      | 61      | 49      | 33      | 26    | -             |
| Female. . . . .   | 931          | 10  | 53    | 78    | 80      | 75      | 76      | 69      | 89      | 66      | 69      | 71      | 62      | 52      | 26      | 55    | -             |
| Écroignard VCA  |              |     |       |       |         |         |         |         |         |         |         |         |         |         |         |       |               |
| Both sexes. . . . .   | 6,189        | 74  | 329   | 430   | 517     | 524     | 452     | 473     | 622     | 483     | 463     | 442     | 416     | 333     | 260     | 370   | 1             |
| Male. . . . .   | 3,105        | 42  | 168   | 214   | 277     | 275     | 222     | 241     | 329     | 257     | 244     | 220     | 208     | 141     | 128     | 139   | -             |
| Female. . . . .   | 3,084        | 32  | 161   | 216   | 240     | 249     | 230     | 232     | 293     | 226     | 219     | 222     | 208     | 192     | 132     | 231   | 1             |
| Grand River South-East VCA  |              |     |       |       |         |         |         |         |         |         |         |         |         |         |         |       |               |
| Both sexes. . . . .   | 2,107        | 20  | 98    | 181   | 189     | 188     | 148     | 131     | 188     | 160     | 170     | 175     | 135     | 109     | 96      | 119   | -             |
| Male. . . . .   | 1,083        | 11  | 51    | 81    | 109     | 101     | 80      | 65      | 82      | 85      | 100     | 98      | 67      | 59      | 39      | 55    | -             |
| Female. . . . .   | 1,024        | 9   | 47    | 100   | 80      | 87      | 68      | 66      | 106     | 75      | 70      | 77      | 68      | 50      | 57      | 64    | -             |
| Lalmatie VCA-East(West in Moka)                                     |              |     |       |       |         |         |         |         |         |         |         |         |         |         |         |       |               |
| Both sexes. . . . .   | 10,387       | 104 | 482   | 823   | 825     | 919     | 787     | 769     | 878     | 829     | 828     | 754     | 713     | 580     | 468     | 628   | -             |
| Male. . . . .   | 5,097        | 46  | 234   | 408   | 418     | 463     | 399     | 382     | 427     | 447     | 423     | 381     | 342     | 286     | 212     | 229   | -             |
| Female. . . . .   | 5,290        | 58  | 248   | 415   | 407     | 456     | 388     | 387     | 451     | 382     | 405     | 373     | 371     | 294     | 256     | 399   | -             |
| Laventure VCA   |              |     |       |       |         |         |         |         |         |         |         |         |         |         |         |       |               |
| Both sexes. . . . .   | 5,995        | 53  | 276   | 472   | 517     | 533     | 399     | 412     | 528     | 483     | 478     | 491     | 406     | 321     | 255     | 370   | 1             |
| Male. . . . .   | 2,980        | 23  | 146   | 244   | 246     | 266     | 202     | 209     | 265     | 238     | 242     | 245     | 220     | 164     | 123     | 147   | -             |
| Female. . . . .   | 3,015        | 30  | 130   | 228   | 271     | 267     | 197     | 203     | 263     | 245     | 236     | 246     | 186     | 157     | 132     | 223   | 1             |
| Mare La Chaux VCA   |              |     |       |       |         |         |         |         |         |         |         |         |         |         |         |       |               |
| Both sexes. . . . .   | 1,925        | 23  | 118   | 168   | 171     | 142     | 130     | 112     | 182     | 171     | 138     | 128     | 131     | 113     | 77      | 121   | -             |
| Male. . . . .   | 953          | 13  | 61    | 90    | 97      | 68      | 68      | 53      | 75      | 86      | 75      | 66      | 73      | 53      | 29      | 46    | -             |
| Female. . . . .   | 972          | 10  | 57    | 78    | 74      | 74      | 62      | 59      | 107     | 85      | 63      | 62      | 58      | 60      | 48      | 75    | -             |
| Médine Camp de Masque East VCA                                      |              |     |       |       |         |         |         |         |         |         |         |         |         |         |         |       |               |
| Both sexes. . . . .   | 5,602        | 73  | 284   | 440   | 447     | 484     | 384     | 367     | 479     | 432     | 378     | 476     | 367     | 292     | 259     | 438   | 2             |
| Male. . . . .   | 2,754        | 21  | 161   | 226   | 202     | 253     | 183     | 173     | 242     | 216     | 213     | 243     | 180     | 150     | 118     | 173   | -             |
| Female. . . . .   | 2,848        | 52  | 123   | 214   | 245     | 231     | 201     | 194     | 237     | 216     | 165     | 233     | 187     | 142     | 141     | 265   | 2             |
| Montagne Blanche VCA - East   |              |     |       |       |         |         |         |         |         |         |         |         |         |         |         |       |               |
| Both sexes. . . . .   | 1,053        | 10  | 59    | 83    | 89      | 94      | 70      | 76      | 91      | 68      | 99      | 76      | 73      | 50      | 42      | 73    | -             |
| Male. . . . .   | 509          | 4   | 28    | 46    | 45      | 42      | 32      | 36      | 39      | 34      | 54      | 40      | 44      | 21      | 17      | 27    | -             |
| Female. . . . .   | 544          | 6   | 31    | 37    | 44      | 52      | 38      | 40      | 52      | 34      | 45      | 36      | 29      | 29      | 25      | 46    | -             |

Table D2 - Resident population by geographical location, age and sex

| Country, District<br>Municipal Ward/Village Council Area<br>and Sex | Age in years |       |       |       |         |         |         |         |         |         |         |         |         |         |         |       |               |
|---|--------------|-------|-------|-------|---------|---------|---------|---------|---------|---------|---------|---------|---------|---------|---------|-------|---------------|
|   | All<br>ages  | <1    | 1 - 4 | 5 - 9 | 10 - 14 | 15 - 19 | 20 - 24 | 25 - 29 | 30 - 34 | 35 - 39 | 40 - 44 | 45 - 49 | 50 - 54 | 55 - 59 | 60 - 64 | 65+   | Not<br>stated |
| Olivia VCA  |              |       |       |       |         |         |         |         |         |         |         |         |         |         |         |       |               |
| Both sexes. . . . .   | 3,667        | 40    | 234   | 301   | 304     | 287     | 274     | 284     | 334     | 280     | 236     | 250     | 227     | 202     | 170     | 244   | -             |
| Male. . . . .   | 1,838        | 21    | 108   | 158   | 159     | 139     | 143     | 129     | 185     | 160     | 125     | 120     | 115     | 91      | 84      | 101   | -             |
| Female. . . . .   | 1,829        | 19    | 126   | 143   | 145     | 148     | 131     | 155     | 149     | 120     | 111     | 130     | 112     | 111     | 86      | 143   | -             |
| Plaines des Roches VCA - South                                      |              |       |       |       |         |         |         |         |         |         |         |         |         |         |         |       |               |
| Both sexes. . . . .   | 265          | 2     | 8     | 21    | 24      | 21      | 23      | 12      | 19      | 26      | 20      | 25      | 16      | 18      | 10      | 20    | -             |
| Male. . . . .   | 126          | -     | 3     | 12    | 12      | 7       | 10      | 8       | 7       | 15      | 9       | 13      | 7       | 8       | 6       | 9     | -             |
| Female. . . . .   | 139          | 2     | 5     | 9     | 12      | 14      | 13      | 4       | 12      | 11      | 11      | 12      | 9       | 10      | 4       | 11    | -             |
| Poste de Flacq VCA  |              |       |       |       |         |         |         |         |         |         |         |         |         |         |         |       |               |
| Both sexes. . . . .   | 8,454        | 101   | 476   | 672   | 712     | 725     | 624     | 617     | 770     | 713     | 689     | 638     | 555     | 459     | 303     | 400   | -             |
| Male. . . . .   | 4,205        | 50    | 227   | 324   | 367     | 371     | 323     | 301     | 419     | 368     | 352     | 326     | 265     | 216     | 140     | 156   | -             |
| Female. . . . .   | 4,249        | 51    | 249   | 348   | 345     | 354     | 301     | 316     | 351     | 345     | 337     | 312     | 290     | 243     | 163     | 244   | -             |
| Quatre Cocos VCA  |              |       |       |       |         |         |         |         |         |         |         |         |         |         |         |       |               |
| Both sexes. . . . .   | 5,872        | 72    | 325   | 519   | 521     | 522     | 448     | 433     | 526     | 433     | 462     | 432     | 352     | 332     | 222     | 273   | -             |
| Male. . . . .   | 2,907        | 35    | 160   | 245   | 280     | 243     | 239     | 216     | 244     | 222     | 240     | 196     | 188     | 174     | 108     | 117   | -             |
| Female. . . . .   | 2,965        | 37    | 165   | 274   | 241     | 279     | 209     | 217     | 282     | 211     | 222     | 236     | 164     | 158     | 114     | 156   | -             |
| Quatre Soeurs VCA   |              |       |       |       |         |         |         |         |         |         |         |         |         |         |         |       |               |
| Both sexes. . . . .   | 3,317        | 37    | 172   | 260   | 285     | 294     | 284     | 243     | 287     | 257     | 253     | 229     | 251     | 181     | 130     | 149   | 5             |
| Male. . . . .   | 1,675        | 21    | 87    | 131   | 154     | 142     | 141     | 132     | 158     | 125     | 137     | 114     | 127     | 86      | 63      | 53    | 4             |
| Female. . . . .   | 1,642        | 16    | 85    | 129   | 131     | 152     | 143     | 111     | 129     | 132     | 116     | 115     | 124     | 95      | 67      | 96    | 1             |
| Queen Victoria VCA  |              |       |       |       |         |         |         |         |         |         |         |         |         |         |         |       |               |
| Both sexes. . . . .   | 2,898        | 29    | 150   | 229   | 204     | 236     | 193     | 185     | 306     | 214     | 224     | 203     | 194     | 188     | 149     | 194   | -             |
| Male. . . . .   | 1,404        | 9     | 80    | 116   | 93      | 121     | 92      | 77      | 169     | 121     | 114     | 98      | 94      | 80      | 66      | 74    | -             |
| Female. . . . .   | 1,494        | 20    | 70    | 113   | 111     | 115     | 101     | 108     | 137     | 93      | 110     | 105     | 100     | 108     | 83      | 120   | -             |
| Sébastopol VCA  |              |       |       |       |         |         |         |         |         |         |         |         |         |         |         |       |               |
| Both sexes. . . . .   | 5,553        | 65    | 273   | 470   | 486     | 508     | 393     | 391     | 484     | 472     | 453     | 421     | 353     | 261     | 224     | 298   | 1             |
| Male. . . . .   | 2,795        | 30    | 132   | 242   | 246     | 266     | 199     | 219     | 217     | 245     | 255     | 216     | 179     | 120     | 102     | 127   | -             |
| Female. . . . .   | 2,758        | 35    | 141   | 228   | 240     | 242     | 194     | 172     | 267     | 227     | 198     | 205     | 174     | 141     | 122     | 171   | 1             |
| St Julien (Haut de Flacq) VCA-East                                  |              |       |       |       |         |         |         |         |         |         |         |         |         |         |         |       |               |
| Both sexes. . . . .   | 2,676        | 23    | 123   | 185   | 192     | 200     | 176     | 288     | 321     | 201     | 172     | 208     | 188     | 149     | 95      | 155   | -             |
| Male. . . . .   | 1,430        | 10    | 60    | 90    | 92      | 91      | 98      | 207     | 213     | 109     | 80      | 106     | 100     | 74      | 45      | 55    | -             |
| Female. . . . .   | 1,246        | 13    | 63    | 95    | 100     | 109     | 78      | 81      | 108     | 92      | 92      | 102     | 88      | 75      | 50      | 100   | -             |
| St Julien D'Hotman VCA-East   |              |       |       |       |         |         |         |         |         |         |         |         |         |         |         |       |               |
| Both sexes. . . . .   | 3,270        | 31    | 149   | 215   | 277     | 282     | 227     | 188     | 255     | 225     | 276     | 287     | 226     | 208     | 156     | 268   | -             |
| Male. . . . .   | 1,598        | 23    | 79    | 112   | 138     | 136     | 108     | 99      | 114     | 101     | 144     | 146     | 113     | 105     | 78      | 102   | -             |
| Female. . . . .   | 1,672        | 8     | 70    | 103   | 139     | 146     | 119     | 89      | 141     | 124     | 132     | 141     | 113     | 103     | 78      | 166   | -             |
| Trou D'Eau Douce VCA  |              |       |       |       |         |         |         |         |         |         |         |         |         |         |         |       |               |
| Both sexes. . . . .   | 5,672        | 68    | 320   | 440   | 494     | 505     | 490     | 372     | 475     | 423     | 444     | 444     | 351     | 300     | 196     | 350   | -             |
| Male. . . . .   | 2,917        | 34    | 148   | 236   | 267     | 236     | 289     | 187     | 259     | 220     | 220     | 248     | 175     | 150     | 101     | 147   | -             |
| Female. . . . .   | 2,755        | 34    | 172   | 204   | 227     | 269     | 201     | 185     | 216     | 203     | 224     | 196     | 176     | 150     | 95      | 203   | -             |
| GRAND PORT DISTRICT-wholly rural                                    |              |       |       |       |         |         |         |         |         |         |         |         |         |         |         |       |               |
| Both sexes. . . . .   | 110,907      | 1,101 | 5,240 | 8,147 | 8,881   | 9,448   | 8,167   | 7,803   | 9,355   | 8,111   | 8,470   | 9,145   | 7,633   | 6,178   | 5,077   | 8,123 | 28            |
| Male. . . . .   | 55,066       | 549   | 2,634 | 4,000 | 4,447   | 4,794   | 4,171   | 4,060   | 4,796   | 4,130   | 4,444   | 4,693   | 3,722   | 3,034   | 2,336   | 3,243 | 13            |
| Female. . . . .   | 55,841       | 552   | 2,606 | 4,147 | 4,434   | 4,654   | 3,996   | 3,743   | 4,559   | 3,981   | 4,026   | 4,452   | 3,911   | 3,144   | 2,741   | 4,880 | 15            |
| Bambous Virieux VCA   |              |       |       |       |         |         |         |         |         |         |         |         |         |         |         |       |               |
| Both sexes. . . . .   | 1,496        | 9     | 85    | 139   | 123     | 144     | 114     | 101     | 138     | 106     | 113     | 121     | 97      | 67      | 51      | 88    | -             |
| Male. . . . .   | 756          | 5     | 37    | 56    | 54      | 81      | 55      | 58      | 76      | 61      | 60      | 65      | 48      | 32      | 27      | 41    | -             |
| Female. . . . .   | 740          | 4     | 48    | 83    | 69      | 63      | 59      | 43      | 62      | 45      | 53      | 56      | 49      | 35      | 24      | 47    | -             |

Table D2 - Resident population by geographical location, age and sex

| Country, District<br>Municipal Ward/Village Council Area<br>and Sex | Age in years |     |       |       |         |         |         |         |         |         |         |         |         |         |         |       |               |
|---|--------------|-----|-------|-------|---------|---------|---------|---------|---------|---------|---------|---------|---------|---------|---------|-------|---------------|
|   | All<br>ages  | <1  | 1 - 4 | 5 - 9 | 10 - 14 | 15 - 19 | 20 - 24 | 25 - 29 | 30 - 34 | 35 - 39 | 40 - 44 | 45 - 49 | 50 - 54 | 55 - 59 | 60 - 64 | 65+   | Not<br>stated |
| Bananes VCA   |              |     |       |       |         |         |         |         |         |         |         |         |         |         |         |       |               |
| Both sexes. . . . .   | 660          | 1   | 35    | 50    | 54      | 49      | 49      | 47      | 67      | 51      | 55      | 54      | 48      | 36      | 29      | 35    | -             |
| Male. . . . .   | 314          | 1   | 13    | 26    | 31      | 24      | 20      | 25      | 32      | 24      | 31      | 26      | 29      | 10      | 9       | 13    | -             |
| Female. . . . .   | 346          | -   | 22    | 24    | 23      | 25      | 29      | 22      | 35      | 27      | 24      | 28      | 19      | 26      | 20      | 22    | -             |
| Beau Vallon VCA   |              |     |       |       |         |         |         |         |         |         |         |         |         |         |         |       |               |
| Both sexes. . . . .   | 6,904        | 83  | 357   | 512   | 581     | 607     | 522     | 463     | 567     | 470     | 530     | 523     | 440     | 381     | 358     | 504   | 6             |
| Male. . . . .   | 3,458        | 39  | 175   | 255   | 282     | 325     | 284     | 256     | 298     | 239     | 263     | 265     | 216     | 178     | 155     | 225   | 3             |
| Female. . . . .   | 3,446        | 44  | 182   | 257   | 299     | 282     | 238     | 207     | 269     | 231     | 267     | 258     | 224     | 203     | 203     | 279   | 3             |
| Bois des Amourettes VCA   |              |     |       |       |         |         |         |         |         |         |         |         |         |         |         |       |               |
| Both sexes. . . . .   | 1,880        | 24  | 125   | 169   | 149     | 182     | 161     | 139     | 145     | 129     | 138     | 140     | 106     | 97      | 55      | 121   | -             |
| Male. . . . .   | 937          | 15  | 64    | 78    | 67      | 103     | 77      | 69      | 77      | 73      | 71      | 65      | 56      | 49      | 25      | 48    | -             |
| Female. . . . .   | 943          | 9   | 61    | 91    | 82      | 79      | 84      | 70      | 68      | 56      | 67      | 75      | 50      | 48      | 30      | 73    | -             |
| Cluny VCA   |              |     |       |       |         |         |         |         |         |         |         |         |         |         |         |       |               |
| Both sexes. . . . .   | 1,549        | 16  | 72    | 126   | 112     | 116     | 123     | 103     | 136     | 112     | 128     | 137     | 115     | 78      | 58      | 117   | -             |
| Male. . . . .   | 779          | 9   | 35    | 59    | 58      | 66      | 67      | 51      | 69      | 61      | 69      | 74      | 55      | 37      | 25      | 44    | -             |
| Female. . . . .   | 770          | 7   | 37    | 67    | 54      | 50      | 56      | 52      | 67      | 51      | 59      | 63      | 60      | 41      | 33      | 73    | -             |
| Grand Bel Air VCA   |              |     |       |       |         |         |         |         |         |         |         |         |         |         |         |       |               |
| Both sexes. . . . .   | 1,538        | 15  | 78    | 127   | 142     | 138     | 147     | 98      | 121     | 91      | 131     | 146     | 85      | 66      | 47      | 106   | -             |
| Male. . . . .   | 771          | 10  | 40    | 56    | 75      | 65      | 68      | 54      | 61      | 46      | 66      | 81      | 45      | 32      | 23      | 49    | -             |
| Female. . . . .   | 767          | 5   | 38    | 71    | 67      | 73      | 79      | 44      | 60      | 45      | 65      | 65      | 40      | 34      | 24      | 57    | -             |
| Grand Sable VCA   |              |     |       |       |         |         |         |         |         |         |         |         |         |         |         |       |               |
| Both sexes. . . . .   | 2,182        | 39  | 143   | 162   | 212     | 203     | 182     | 145     | 173     | 173     | 157     | 155     | 140     | 105     | 85      | 108   | -             |
| Male. . . . .   | 1,108        | 23  | 78    | 84    | 112     | 101     | 93      | 89      | 89      | 86      | 88      | 77      | 63      | 51      | 37      | 37    | -             |
| Female. . . . .   | 1,074        | 16  | 65    | 78    | 100     | 102     | 89      | 56      | 84      | 87      | 69      | 78      | 77      | 54      | 48      | 71    | -             |
| L'Escalier VCA - East   |              |     |       |       |         |         |         |         |         |         |         |         |         |         |         |       |               |
| Both sexes. . . . .   | 7,755        | 70  | 350   | 543   | 635     | 604     | 537     | 548     | 632     | 544     | 572     | 657     | 593     | 482     | 408     | 580   | -             |
| Male. . . . .   | 3,812        | 39  | 177   | 259   | 332     | 288     | 282     | 288     | 312     | 274     | 307     | 340     | 278     | 236     | 174     | 226   | -             |
| Female. . . . .   | 3,943        | 31  | 173   | 284   | 303     | 316     | 255     | 260     | 320     | 270     | 265     | 317     | 315     | 246     | 234     | 354   | -             |
| Mahébourg VCA   |              |     |       |       |         |         |         |         |         |         |         |         |         |         |         |       |               |
| Both sexes. . . . .   | 15,176       | 150 | 635   | 1,009 | 1,126   | 1,300   | 1,125   | 1,049   | 1,097   | 948     | 1,078   | 1,355   | 1,215   | 942     | 729     | 1,417 | 1             |
| Male. . . . .   | 7,479        | 69  | 325   | 513   | 570     | 676     | 527     | 540     | 575     | 452     | 539     | 666     | 600     | 496     | 333     | 597   | 1             |
| Female. . . . .   | 7,697        | 81  | 310   | 496   | 556     | 624     | 598     | 509     | 522     | 496     | 539     | 689     | 615     | 446     | 396     | 820   | -             |
| Mare Chicose VCA  |              |     |       |       |         |         |         |         |         |         |         |         |         |         |         |       |               |
| Both sexes. . . . .   | 325          | 3   | 15    | 25    | 25      | 27      | 19      | 24      | 26      | 24      | 24      | 30      | 25      | 20      | 21      | 17    | -             |
| Male. . . . .   | 165          | 1   | 10    | 10    | 12      | 17      | 8       | 14      | 14      | 11      | 13      | 20      | 11      | 9       | 11      | 4     | -             |
| Female. . . . .   | 160          | 2   | 5     | 15    | 13      | 10      | 11      | 10      | 12      | 13      | 11      | 10      | 14      | 11      | 10      | 13    | -             |
| Mare d'Albert VCA   |              |     |       |       |         |         |         |         |         |         |         |         |         |         |         |       |               |
| Both sexes. . . . .   | 4,666        | 50  | 210   | 335   | 343     | 386     | 337     | 322     | 444     | 384     | 345     | 389     | 316     | 263     | 224     | 318   | -             |
| Male. . . . .   | 2,253        | 21  | 102   | 157   | 157     | 198     | 155     | 161     | 221     | 196     | 185     | 181     | 153     | 129     | 100     | 137   | -             |
| Female. . . . .   | 2,413        | 29  | 108   | 178   | 186     | 188     | 182     | 161     | 223     | 188     | 160     | 208     | 163     | 134     | 124     | 181   | -             |
| Mare Tabac VCA  |              |     |       |       |         |         |         |         |         |         |         |         |         |         |         |       |               |
| Both sexes. . . . .   | 2,731        | 32  | 122   | 208   | 219     | 225     | 196     | 212     | 259     | 221     | 218     | 219     | 178     | 156     | 113     | 153   | -             |
| Male. . . . .   | 1,371        | 14  | 61    | 109   | 103     | 106     | 116     | 110     | 135     | 117     | 122     | 105     | 84      | 79      | 50      | 60    | -             |
| Female. . . . .   | 1,360        | 18  | 61    | 99    | 116     | 119     | 80      | 102     | 124     | 104     | 96      | 114     | 94      | 77      | 63      | 93    | -             |
| New Grove VCA   |              |     |       |       |         |         |         |         |         |         |         |         |         |         |         |       |               |
| Both sexes. . . . .   | 10,518       | 88  | 481   | 812   | 831     | 834     | 756     | 705     | 930     | 811     | 836     | 830     | 742     | 576     | 514     | 765   | 7             |
| Male. . . . .   | 5,229        | 52  | 252   | 389   | 429     | 418     | 396     | 352     | 469     | 377     | 437     | 434     | 359     | 298     | 245     | 318   | 4             |
| Female. . . . .   | 5,289        | 36  | 229   | 423   | 402     | 416     | 360     | 353     | 461     | 434     | 399     | 396     | 383     | 278     | 269     | 447   | 3             |

Table D2 - Resident population by geographical location, age and sex

| Country, District<br>Municipal Ward/Village Council Area<br>and Sex | Age in years |     |       |       |         |         |         |         |         |         |         |         |         |         |         |       | Not<br>stated |  |
|---|--------------|-----|-------|-------|---------|---------|---------|---------|---------|---------|---------|---------|---------|---------|---------|-------|---------------|--|
|   | All<br>ages  | <1  | 1 - 4 | 5 - 9 | 10 - 14 | 15 - 19 | 20 - 24 | 25 - 29 | 30 - 34 | 35 - 39 | 40 - 44 | 45 - 49 | 50 - 54 | 55 - 59 | 60 - 64 | 65+   |               |  |
| Nouvelle France VCA   |              |     |       |       |         |         |         |         |         |         |         |         |         |         |         |       |               |  |
| Both sexes. . . . .   | 7,165        | 68  | 313   | 518   | 584     | 583     | 494     | 568     | 661     | 518     | 555     | 623     | 474     | 392     | 306     | 508   | -             |  |
| Male. . . . .   | 3,570        | 30  | 149   | 259   | 311     | 303     | 258     | 303     | 326     | 266     | 293     | 297     | 243     | 195     | 135     | 202   | -             |  |
| Female. . . . .   | 3,595        | 38  | 164   | 259   | 273     | 280     | 236     | 265     | 335     | 252     | 262     | 326     | 231     | 197     | 171     | 306   | -             |  |
| Old Grand Port VCA  |              |     |       |       |         |         |         |         |         |         |         |         |         |         |         |       |               |  |
| Both sexes. . . . .   | 2,969        | 34  | 164   | 235   | 249     | 258     | 211     | 214     | 244     | 237     | 238     | 222     | 195     | 152     | 133     | 182   | 1             |  |
| Male. . . . .   | 1,502        | 17  | 72    | 118   | 129     | 130     | 116     | 101     | 123     | 127     | 137     | 113     | 94      | 76      | 61      | 87    | 1             |  |
| Female. . . . .   | 1,467        | 17  | 92    | 117   | 120     | 128     | 95      | 113     | 121     | 110     | 101     | 109     | 101     | 76      | 72      | 95    | -             |  |
| Petit Bel Air VCA   |              |     |       |       |         |         |         |         |         |         |         |         |         |         |         |       |               |  |
| Both sexes. . . . .   | 1,186        | 9   | 60    | 89    | 104     | 88      | 87      | 81      | 117     | 84      | 99      | 88      | 79      | 74      | 51      | 76    | -             |  |
| Male. . . . .   | 579          | 6   | 33    | 44    | 41      | 48      | 32      | 42      | 63      | 45      | 54      | 42      | 36      | 34      | 31      | 28    | -             |  |
| Female. . . . .   | 607          | 3   | 27    | 45    | 63      | 40      | 55      | 39      | 54      | 39      | 45      | 46      | 43      | 40      | 20      | 48    | -             |  |
| Plaine Magnien VCA  |              |     |       |       |         |         |         |         |         |         |         |         |         |         |         |       |               |  |
| Both sexes. . . . .   | 10,443       | 104 | 485   | 725   | 853     | 977     | 757     | 744     | 895     | 860     | 837     | 863     | 648     | 546     | 447     | 701   | 1             |  |
| Male. . . . .   | 5,332        | 41  | 247   | 370   | 413     | 482     | 414     | 382     | 476     | 475     | 480     | 497     | 318     | 254     | 207     | 275   | 1             |  |
| Female. . . . .   | 5,111        | 63  | 238   | 355   | 440     | 495     | 343     | 362     | 419     | 385     | 357     | 366     | 330     | 292     | 240     | 426   | -             |  |
| Rivière des Créoles VCA   |              |     |       |       |         |         |         |         |         |         |         |         |         |         |         |       |               |  |
| Both sexes. . . . .   | 3,066        | 22  | 160   | 225   | 252     | 252     | 220     | 216     | 267     | 233     | 261     | 251     | 192     | 179     | 139     | 197   | -             |  |
| Male. . . . .   | 1,518        | 11  | 85    | 112   | 118     | 136     | 111     | 102     | 150     | 113     | 147     | 126     | 87      | 92      | 60      | 68    | -             |  |
| Female. . . . .   | 1,548        | 11  | 75    | 113   | 134     | 116     | 109     | 114     | 117     | 120     | 114     | 125     | 105     | 87      | 79      | 129   | -             |  |
| Riv. du Poste VCA-East  |              |     |       |       |         |         |         |         |         |         |         |         |         |         |         |       |               |  |
| Both sexes. . . . .   | 1,281        | 6   | 63    | 99    | 97      | 103     | 85      | 89      | 123     | 81      | 107     | 115     | 80      | 64      | 66      | 103   | -             |  |
| Male. . . . .   | 611          | 5   | 26    | 42    | 53      | 56      | 37      | 44      | 57      | 49      | 44      | 60      | 39      | 36      | 28      | 35    | -             |  |
| Female. . . . .   | 670          | 1   | 37    | 57    | 44      | 47      | 48      | 45      | 66      | 32      | 63      | 55      | 41      | 28      | 38      | 68    | -             |  |
| Rose Belle VCA  |              |     |       |       |         |         |         |         |         |         |         |         |         |         |         |       |               |  |
| Both sexes. . . . .   | 12,035       | 114 | 565   | 838   | 911     | 1,017   | 915     | 876     | 949     | 857     | 874     | 1,006   | 824     | 684     | 558     | 1,042 | 5             |  |
| Male. . . . .   | 5,873        | 62  | 282   | 384   | 461     | 500     | 466     | 440     | 484     | 441     | 438     | 523     | 404     | 324     | 265     | 398   | 1             |  |
| Female. . . . .   | 6,162        | 52  | 283   | 454   | 450     | 517     | 449     | 436     | 465     | 416     | 436     | 483     | 420     | 360     | 293     | 644   | 4             |  |
| St Hubert VCA   |              |     |       |       |         |         |         |         |         |         |         |         |         |         |         |       |               |  |
| Both sexes. . . . .   | 3,153        | 35  | 166   | 253   | 291     | 290     | 237     | 196     | 269     | 243     | 254     | 239     | 213     | 150     | 102     | 209   | 6             |  |
| Male. . . . .   | 1,587        | 20  | 88    | 140   | 142     | 143     | 126     | 105     | 140     | 118     | 145     | 130     | 108     | 74      | 44      | 62    | 2             |  |
| Female. . . . .   | 1,566        | 15  | 78    | 113   | 149     | 147     | 111     | 91      | 129     | 125     | 109     | 109     | 105     | 76      | 58      | 147   | 4             |  |
| Trois Boutiques VCA   |              |     |       |       |         |         |         |         |         |         |         |         |         |         |         |       |               |  |
| Both sexes. . . . .   | 7,322        | 79  | 326   | 571   | 612     | 638     | 524     | 504     | 676     | 582     | 550     | 554     | 479     | 406     | 360     | 460   | 1             |  |
| Male. . . . .   | 3,653        | 35  | 172   | 294   | 306     | 324     | 267     | 279     | 342     | 302     | 281     | 288     | 227     | 191     | 175     | 170   | -             |  |
| Female. . . . .   | 3,669        | 44  | 154   | 277   | 306     | 314     | 257     | 225     | 334     | 280     | 269     | 266     | 252     | 215     | 185     | 290   | 1             |  |
| Union Park VCA  |              |     |       |       |         |         |         |         |         |         |         |         |         |         |         |       |               |  |
| Both sexes. . . . .   | 4,907        | 50  | 230   | 377   | 376     | 427     | 369     | 359     | 419     | 352     | 370     | 428     | 349     | 262     | 223     | 316   | -             |  |
| Male. . . . .   | 2,409        | 24  | 111   | 186   | 191     | 204     | 196     | 195     | 207     | 177     | 174     | 218     | 169     | 122     | 116     | 119   | -             |  |
| Female. . . . .   | 2,498        | 26  | 119   | 191   | 185     | 223     | 173     | 164     | 212     | 175     | 196     | 210     | 180     | 140     | 107     | 197   | -             |  |
| SAVANNE DISTRICT-wholly rural                                       |              |     |       |       |         |         |         |         |         |         |         |         |         |         |         |       |               |  |
| Both sexes. . . . .   | 67,906       | 687 | 3,449 | 5,010 | 5,100   | 5,695   | 5,133   | 5,067   | 5,671   | 4,500   | 5,000   | 5,737   | 4,709   | 3,722   | 3,128   | 5,290 | 8             |  |
| Male. . . . .   | 33,485       | 339 | 1,729 | 2,557 | 2,639   | 2,872   | 2,667   | 2,392   | 2,872   | 2,261   | 2,543   | 2,954   | 2,397   | 1,782   | 1,419   | 2,058 | 4             |  |
| Female. . . . .   | 34,421       | 348 | 1,720 | 2,453 | 2,461   | 2,823   | 2,466   | 2,675   | 2,799   | 2,239   | 2,457   | 2,783   | 2,312   | 1,940   | 1,709   | 3,232 | 4             |  |
| Baie du Cap VCA   |              |     |       |       |         |         |         |         |         |         |         |         |         |         |         |       |               |  |
| Both sexes. . . . .   | 2,388        | 25  | 151   | 208   | 185     | 175     | 203     | 175     | 187     | 165     | 164     | 188     | 149     | 137     | 105     | 171   | -             |  |
| Male. . . . .   | 1,202        | 11  | 69    | 109   | 87      | 103     | 101     | 90      | 94      | 84      | 81      | 107     | 80      | 67      | 47      | 72    | -             |  |
| Female. . . . .   | 1,186        | 14  | 82    | 99    | 98      | 72      | 102     | 85      | 93      | 81      | 83      | 81      | 69      | 70      | 58      | 99    | -             |  |

Table D2 - Resident population by geographical location, age and sex

| Country, District<br>Municipal Ward/Village Council Area<br>and Sex | Age in years |     |       |       |         |         |         |         |         |         |         |         |         |         |         |     | Not<br>stated |
|---|--------------|-----|-------|-------|---------|---------|---------|---------|---------|---------|---------|---------|---------|---------|---------|-----|---------------|
|   | All<br>ages  | <1  | 1 - 4 | 5 - 9 | 10 - 14 | 15 - 19 | 20 - 24 | 25 - 29 | 30 - 34 | 35 - 39 | 40 - 44 | 45 - 49 | 50 - 54 | 55 - 59 | 60 - 64 | 65+ |               |
| Bel Ombre VCA   |              |     |       |       |         |         |         |         |         |         |         |         |         |         |         |     |               |
| Both sexes. . . . .   | 2,417        | 36  | 166   | 225   | 203     | 195     | 205     | 189     | 217     | 178     | 142     | 176     | 125     | 111     | 101     | 148 | -             |
| Male. . . . .   | 1,214        | 12  | 78    | 107   | 120     | 106     | 106     | 95      | 110     | 99      | 73      | 91      | 67      | 50      | 44      | 56  | -             |
| Female. . . . .   | 1,203        | 24  | 88    | 118   | 83      | 89      | 99      | 94      | 107     | 79      | 69      | 85      | 58      | 61      | 57      | 92  | -             |
| Bénarès VCA   |              |     |       |       |         |         |         |         |         |         |         |         |         |         |         |     |               |
| Both sexes. . . . .   | 2,209        | 19  | 125   | 217   | 191     | 203     | 159     | 129     | 180     | 149     | 174     | 192     | 143     | 96      | 87      | 145 | -             |
| Male. . . . .   | 1,091        | 14  | 63    | 106   | 98      | 97      | 90      | 67      | 84      | 83      | 91      | 101     | 69      | 40      | 37      | 51  | -             |
| Female. . . . .   | 1,118        | 5   | 62    | 111   | 93      | 106     | 69      | 62      | 96      | 66      | 83      | 91      | 74      | 56      | 50      | 94  | -             |
| Bois Chéri VCA  |              |     |       |       |         |         |         |         |         |         |         |         |         |         |         |     |               |
| Both sexes. . . . .   | 3,482        | 42  | 177   | 234   | 262     | 311     | 271     | 240     | 307     | 235     | 290     | 295     | 177     | 208     | 172     | 261 | -             |
| Male. . . . .   | 1,718        | 23  | 95    | 110   | 134     | 155     | 143     | 121     | 168     | 121     | 151     | 152     | 85      | 94      | 69      | 97  | -             |
| Female. . . . .   | 1,764        | 19  | 82    | 124   | 128     | 156     | 128     | 119     | 139     | 114     | 139     | 143     | 92      | 114     | 103     | 164 | -             |
| Britannia VCA   |              |     |       |       |         |         |         |         |         |         |         |         |         |         |         |     |               |
| Both sexes. . . . .   | 1,278        | 15  | 63    | 94    | 89      | 107     | 93      | 90      | 114     | 81      | 100     | 111     | 103     | 65      | 62      | 91  | -             |
| Male. . . . .   | 626          | 6   | 28    | 35    | 40      | 54      | 48      | 51      | 66      | 40      | 58      | 53      | 50      | 33      | 28      | 36  | -             |
| Female. . . . .   | 652          | 9   | 35    | 59    | 49      | 53      | 45      | 39      | 48      | 41      | 42      | 58      | 53      | 32      | 34      | 55  | -             |
| Camp Diable VCA   |              |     |       |       |         |         |         |         |         |         |         |         |         |         |         |     |               |
| Both sexes. . . . .   | 4,796        | 52  | 242   | 374   | 388     | 466     | 361     | 331     | 356     | 307     | 365     | 447     | 329     | 250     | 185     | 343 | -             |
| Male. . . . .   | 2,359        | 24  | 126   | 172   | 192     | 233     | 177     | 166     | 188     | 140     | 180     | 236     | 181     | 121     | 83      | 140 | -             |
| Female. . . . .   | 2,437        | 28  | 116   | 202   | 196     | 233     | 184     | 165     | 168     | 167     | 185     | 211     | 148     | 129     | 102     | 203 | -             |
| Chamouny VCA  |              |     |       |       |         |         |         |         |         |         |         |         |         |         |         |     |               |
| Both sexes. . . . .   | 4,721        | 40  | 245   | 367   | 349     | 385     | 322     | 323     | 403     | 327     | 357     | 385     | 340     | 281     | 217     | 379 | 1             |
| Male. . . . .   | 2,353        | 21  | 123   | 177   | 175     | 203     | 173     | 146     | 211     | 174     | 194     | 194     | 175     | 139     | 98      | 149 | 1             |
| Female. . . . .   | 2,368        | 19  | 122   | 190   | 174     | 182     | 149     | 177     | 192     | 153     | 163     | 191     | 165     | 142     | 119     | 230 | -             |
| Chemin Grenier VCA  |              |     |       |       |         |         |         |         |         |         |         |         |         |         |         |     |               |
| Both sexes. . . . .   | 12,223       | 123 | 642   | 888   | 928     | 1,001   | 910     | 920     | 1,023   | 829     | 876     | 1,046   | 860     | 674     | 561     | 940 | 2             |
| Male. . . . .   | 5,976        | 50  | 341   | 478   | 496     | 494     | 438     | 397     | 511     | 384     | 463     | 555     | 418     | 327     | 273     | 351 | -             |
| Female. . . . .   | 6,247        | 73  | 301   | 410   | 432     | 507     | 472     | 523     | 512     | 445     | 413     | 491     | 442     | 347     | 288     | 589 | 2             |
| Grand Bois VCA  |              |     |       |       |         |         |         |         |         |         |         |         |         |         |         |     |               |
| Both sexes. . . . .   | 7,982        | 80  | 357   | 566   | 616     | 664     | 595     | 796     | 756     | 580     | 612     | 602     | 471     | 396     | 379     | 512 | -             |
| Male. . . . .   | 3,784        | 39  | 165   | 311   | 333     | 315     | 317     | 264     | 343     | 308     | 315     | 301     | 242     | 172     | 165     | 194 | -             |
| Female. . . . .   | 4,198        | 41  | 192   | 255   | 283     | 349     | 278     | 532     | 413     | 272     | 297     | 301     | 229     | 224     | 214     | 318 | -             |
| L'Escalier VCA-West (East in G/P)                                   |              |     |       |       |         |         |         |         |         |         |         |         |         |         |         |     |               |
| Both sexes. . . . .   | 15           | -   | 1     | 2     | 1       | 1       | -       | -       | 2       | 1       | -       | 1       | 4       | 1       | 1       | -   | -             |
| Male. . . . .   | 9            | -   | 1     | 1     | 1       | 1       | -       | -       | 1       | 1       | -       | -       | 2       | 1       | -       | -   | -             |
| Female. . . . .   | 6            | -   | -     | 1     | -       | -       | -       | -       | 1       | -       | -       | 1       | 2       | -       | 1       | -   | -             |
| Rivière des Anguilles VCA   |              |     |       |       |         |         |         |         |         |         |         |         |         |         |         |     |               |
| Both sexes. . . . .   | 9,242        | 79  | 405   | 601   | 594     | 760     | 699     | 610     | 718     | 563     | 639     | 850     | 771     | 563     | 464     | 924 | 2             |
| Male. . . . .   | 4,528        | 39  | 185   | 311   | 318     | 388     | 368     | 322     | 351     | 278     | 315     | 421     | 376     | 291     | 204     | 360 | 1             |
| Female. . . . .   | 4,714        | 40  | 220   | 290   | 276     | 372     | 331     | 288     | 367     | 285     | 324     | 429     | 395     | 272     | 260     | 564 | 1             |
| Rivière du Poste VCA - West   |              |     |       |       |         |         |         |         |         |         |         |         |         |         |         |     |               |
| Both sexes. . . . .   | 889          | 5   | 39    | 66    | 74      | 64      | 50      | 55      | 99      | 60      | 73      | 74      | 49      | 52      | 56      | 73  | -             |
| Male. . . . .   | 449          | 3   | 21    | 33    | 39      | 31      | 29      | 29      | 57      | 32      | 35      | 41      | 21      | 24      | 24      | 30  | -             |
| Female. . . . .   | 440          | 2   | 18    | 33    | 35      | 33      | 21      | 26      | 42      | 28      | 38      | 33      | 28      | 28      | 32      | 43  | -             |
| Saint Aubin VCA   |              |     |       |       |         |         |         |         |         |         |         |         |         |         |         |     |               |
| Both sexes. . . . .   | 1,346        | 16  | 68    | 103   | 118     | 129     | 100     | 90      | 103     | 86      | 118     | 106     | 102     | 69      | 45      | 90  | 3             |
| Male. . . . .   | 675          | 7   | 30    | 52    | 59      | 67      | 60      | 44      | 48      | 44      | 67      | 56      | 57      | 32      | 21      | 29  | 2             |
| Female. . . . .   | 671          | 9   | 38    | 51    | 59      | 62      | 40      | 46      | 55      | 42      | 51      | 50      | 45      | 37      | 24      | 61  | 1             |



Table D2 - Resident population by geographical location, age and sex

| Country, District<br>Municipal Ward/Village Council Area<br>and Sex | Age in years |       |        |        |         |         |         |         |         |         |         |         |         |         |         |        |               |
|---|--------------|-------|--------|--------|---------|---------|---------|---------|---------|---------|---------|---------|---------|---------|---------|--------|---------------|
|   | All<br>ages  | <1    | 1 - 4  | 5 - 9  | 10 - 14 | 15 - 19 | 20 - 24 | 25 - 29 | 30 - 34 | 35 - 39 | 40 - 44 | 45 - 49 | 50 - 54 | 55 - 59 | 60 - 64 | 65+    | Not<br>stated |
| Souillac VCA  |              |       |        |        |         |         |         |         |         |         |         |         |         |         |         |        |               |
| Both sexes. . . . .   | 4,411        | 51    | 240    | 309    | 316     | 333     | 310     | 324     | 348     | 282     | 318     | 343     | 335     | 258     | 207     | 437    | -             |
| Male. . . . .   | 2,171        | 31    | 123    | 153    | 160     | 171     | 158     | 160     | 175     | 138     | 155     | 175     | 175     | 131     | 97      | 169    | -             |
| Female. . . . .   | 2,240        | 20    | 117    | 156    | 156     | 162     | 152     | 164     | 173     | 144     | 163     | 168     | 160     | 127     | 110     | 268    | -             |
| Surinam VCA   |              |       |        |        |         |         |         |         |         |         |         |         |         |         |         |        |               |
| Both sexes. . . . .   | 10,507       | 104   | 528    | 756    | 786     | 901     | 855     | 795     | 858     | 657     | 772     | 921     | 751     | 561     | 486     | 776    | -             |
| Male. . . . .   | 5,330        | 59    | 281    | 402    | 387     | 454     | 459     | 440     | 465     | 335     | 365     | 471     | 399     | 260     | 229     | 324    | -             |
| Female. . . . .   | 5,177        | 45    | 247    | 354    | 399     | 447     | 396     | 355     | 393     | 322     | 407     | 450     | 352     | 301     | 257     | 452    | -             |
| PLAINES WILHEMS DISTRICT  |              |       |        |        |         |         |         |         |         |         |         |         |         |         |         |        |               |
| Both sexes. . . . .   | 362,292      | 3,001 | 15,211 | 22,265 | 24,664  | 27,946  | 26,331  | 26,335  | 28,938  | 23,778  | 25,357  | 30,513  | 27,641  | 24,038  | 18,892  | 37,153 | 229           |
| Male. . . . .   | 176,603      | 1,505 | 7,661  | 11,204 | 12,214  | 14,010  | 13,083  | 12,943  | 14,483  | 11,540  | 12,497  | 15,129  | 13,631  | 11,896  | 8,976   | 15,699 | 132           |
| Female. . . . .   | 185,689      | 1,496 | 7,550  | 11,061 | 12,450  | 13,936  | 13,248  | 13,392  | 14,455  | 12,238  | 12,860  | 15,384  | 14,010  | 12,142  | 9,916   | 21,454 | 97            |
| PLAINES WILHEMS DISTRICT - Urban                                    |              |       |        |        |         |         |         |         |         |         |         |         |         |         |         |        |               |
| Both sexes. . . . .   | 356,468      | 2,934 | 14,895 | 21,812 | 24,166  | 27,472  | 25,910  | 25,889  | 28,413  | 23,339  | 24,859  | 30,020  | 27,288  | 23,759  | 18,675  | 36,809 | 228           |
| Male. . . . .   | 173,724      | 1,468 | 7,485  | 10,992 | 11,978  | 13,761  | 12,882  | 12,720  | 14,219  | 11,323  | 12,252  | 14,866  | 13,449  | 11,769  | 8,872   | 15,556 | 132           |
| Female. . . . .   | 182,744      | 1,466 | 7,410  | 10,820 | 12,188  | 13,711  | 13,028  | 13,169  | 14,194  | 12,016  | 12,607  | 15,154  | 13,839  | 11,990  | 9,803   | 21,253 | 96            |
| Town of B-Bassin/R-Hill   |              |       |        |        |         |         |         |         |         |         |         |         |         |         |         |        |               |
| Both sexes. . . . .   | 103,098      | 857   | 4,242  | 6,203  | 6,845   | 7,960   | 7,475   | 7,459   | 8,099   | 6,915   | 7,062   | 8,618   | 7,958   | 7,023   | 5,179   | 11,149 | 54            |
| Male. . . . .   | 51,114       | 452   | 2,122  | 3,123  | 3,437   | 4,018   | 3,898   | 3,999   | 4,150   | 3,407   | 3,507   | 4,345   | 3,912   | 3,513   | 2,474   | 4,717  | 40            |
| Female. . . . .   | 51,984       | 405   | 2,120  | 3,080  | 3,408   | 3,942   | 3,577   | 3,460   | 3,949   | 3,508   | 3,555   | 4,273   | 4,046   | 3,510   | 2,705   | 6,432  | 14            |
| Town of B-Bassin/R-Hill-Ward 1                                      |              |       |        |        |         |         |         |         |         |         |         |         |         |         |         |        |               |
| Both sexes. . . . .   | 24,597       | 198   | 1,135  | 1,623  | 1,854   | 2,120   | 1,850   | 1,626   | 1,996   | 1,601   | 1,684   | 2,083   | 1,839   | 1,526   | 1,153   | 2,295  | 14            |
| Male. . . . .   | 12,132       | 103   | 572    | 799    | 922     | 1,080   | 934     | 835     | 985     | 812     | 831     | 1,059   | 897     | 749     | 545     | 1,001  | 8             |
| Female. . . . .   | 12,465       | 95    | 563    | 824    | 932     | 1,040   | 916     | 791     | 1,011   | 789     | 853     | 1,024   | 942     | 777     | 608     | 1,294  | 6             |
| Town of B-Bassin/R-Hill-Ward 2                                      |              |       |        |        |         |         |         |         |         |         |         |         |         |         |         |        |               |
| Both sexes. . . . .   | 25,350       | 224   | 1,034  | 1,490  | 1,664   | 1,943   | 1,961   | 1,854   | 1,747   | 1,514   | 1,577   | 2,182   | 2,086   | 1,809   | 1,290   | 2,962  | 13            |
| Male. . . . .   | 12,451       | 111   | 503    | 749    | 835     | 987     | 1,018   | 1,015   | 882     | 749     | 798     | 1,054   | 1,020   | 924     | 620     | 1,177  | 9             |
| Female. . . . .   | 12,899       | 113   | 531    | 741    | 829     | 956     | 943     | 839     | 865     | 765     | 779     | 1,128   | 1,066   | 885     | 670     | 1,785  | 4             |
| Town of B-Bassin/R-Hill-Ward 3                                      |              |       |        |        |         |         |         |         |         |         |         |         |         |         |         |        |               |
| Both sexes. . . . .   | 24,200       | 194   | 936    | 1,387  | 1,457   | 1,821   | 1,671   | 1,832   | 1,990   | 1,673   | 1,684   | 2,068   | 1,848   | 1,645   | 1,223   | 2,748  | 23            |
| Male. . . . .   | 12,458       | 107   | 477    | 712    | 765     | 918     | 914     | 1,044   | 1,102   | 881     | 899     | 1,095   | 939     | 835     | 560     | 1,188  | 22            |
| Female. . . . .   | 11,742       | 87    | 459    | 675    | 692     | 903     | 757     | 788     | 888     | 792     | 785     | 973     | 909     | 810     | 663     | 1,560  | 1             |
| Town of B-Bassin/R-Hill-Ward 4                                      |              |       |        |        |         |         |         |         |         |         |         |         |         |         |         |        |               |
| Both sexes. . . . .   | 28,951       | 241   | 1,137  | 1,703  | 1,870   | 2,076   | 1,993   | 2,147   | 2,366   | 2,127   | 2,117   | 2,285   | 2,185   | 2,043   | 1,513   | 3,144  | 4             |
| Male. . . . .   | 14,073       | 131   | 570    | 863    | 915     | 1,033   | 1,032   | 1,105   | 1,181   | 965     | 979     | 1,137   | 1,056   | 1,005   | 749     | 1,351  | 1             |
| Female. . . . .   | 14,878       | 110   | 567    | 840    | 955     | 1,043   | 961     | 1,042   | 1,185   | 1,162   | 1,138   | 1,148   | 1,129   | 1,038   | 764     | 1,793  | 3             |
| Town of Quatre Bornes   |              |       |        |        |         |         |         |         |         |         |         |         |         |         |         |        |               |
| Both sexes. . . . .   | 71,633       | 587   | 2,912  | 4,253  | 4,776   | 5,414   | 5,001   | 4,772   | 5,628   | 4,615   | 5,019   | 6,043   | 5,529   | 4,963   | 4,000   | 8,049  | 72            |
| Male. . . . .   | 34,924       | 280   | 1,489  | 2,150  | 2,393   | 2,687   | 2,514   | 2,465   | 2,863   | 2,216   | 2,420   | 3,019   | 2,713   | 2,420   | 1,891   | 3,359  | 45            |
| Female. . . . .   | 36,709       | 307   | 1,423  | 2,103  | 2,383   | 2,727   | 2,487   | 2,307   | 2,765   | 2,399   | 2,599   | 3,024   | 2,816   | 2,543   | 2,109   | 4,690  | 27            |
| Town of Q-Bornes-Ward 1   |              |       |        |        |         |         |         |         |         |         |         |         |         |         |         |        |               |
| Both sexes. . . . .   | 21,715       | 145   | 772    | 1,196  | 1,433   | 1,610   | 1,359   | 1,347   | 1,529   | 1,358   | 1,573   | 1,882   | 1,693   | 1,588   | 1,272   | 2,917  | 41            |
| Male. . . . .   | 10,439       | 65    | 406    | 585    | 705     | 800     | 684     | 690     | 752     | 647     | 751     | 936     | 860     | 759     | 580     | 1,191  | 28            |
| Female. . . . .   | 11,276       | 80    | 366    | 611    | 728     | 810     | 675     | 657     | 777     | 711     | 822     | 946     | 833     | 829     | 692     | 1,726  | 13            |
| Town of Q-Bornes-Ward 2   |              |       |        |        |         |         |         |         |         |         |         |         |         |         |         |        |               |
| Both sexes. . . . .   | 21,470       | 173   | 815    | 1,122  | 1,279   | 1,456   | 1,428   | 1,423   | 1,564   | 1,321   | 1,424   | 1,724   | 1,709   | 1,650   | 1,413   | 2,943  | 26            |
| Male. . . . .   | 10,385       | 82    | 414    | 570    | 656     | 720     | 702     | 732     | 803     | 625     | 671     | 828     | 822     | 787     | 692     | 1,266  | 15            |
| Female. . . . .   | 11,085       | 91    | 401    | 552    | 623     | 736     | 726     | 691     | 761     | 696     | 753     | 896     | 887     | 863     | 721     | 1,677  | 11            |

Table D2 - Resident population by geographical location, age and sex

| Country, District<br>Municipal Ward/Village Council Area<br>and Sex | Age in years |     |       |       |         |         |         |         |         |         |         |         |         |         |         |       | Not<br>stated |
|---|--------------|-----|-------|-------|---------|---------|---------|---------|---------|---------|---------|---------|---------|---------|---------|-------|---------------|
|   | All<br>ages  | <1  | 1 - 4 | 5 - 9 | 10 - 14 | 15 - 19 | 20 - 24 | 25 - 29 | 30 - 34 | 35 - 39 | 40 - 44 | 45 - 49 | 50 - 54 | 55 - 59 | 60 - 64 | 65+   |               |
| Town of Q-Bornes-Ward 3 East  |              |     |       |       |         |         |         |         |         |         |         |         |         |         |         |       |               |
| Both sexes. . . . .   | 28,448       | 269 | 1,325 | 1,935 | 2,064   | 2,348   | 2,214   | 2,002   | 2,535   | 1,936   | 2,022   | 2,437   | 2,127   | 1,725   | 1,315   | 2,189 | 5             |
| Male. . . . .   | 14,100       | 133 | 669   | 995   | 1,032   | 1,167   | 1,128   | 1,043   | 1,308   | 944     | 998     | 1,255   | 1,031   | 874     | 619     | 902   | 2             |
| Female. . . . .   | 14,348       | 136 | 656   | 940   | 1,032   | 1,181   | 1,086   | 959     | 1,227   | 992     | 1,024   | 1,182   | 1,096   | 851     | 696     | 1,287 | 3             |
| Town of Vac/Phoenix   |              |     |       |       |         |         |         |         |         |         |         |         |         |         |         |       |               |
| Both sexes. . . . .   | 104,271      | 851 | 4,561 | 6,536 | 7,257   | 8,243   | 7,671   | 7,866   | 8,686   | 7,068   | 7,662   | 8,782   | 7,753   | 6,522   | 5,405   | 9,368 | 40            |
| Male. . . . .   | 50,317       | 413 | 2,308 | 3,292 | 3,596   | 4,089   | 3,591   | 3,628   | 4,288   | 3,401   | 3,807   | 4,244   | 3,841   | 3,273   | 2,537   | 3,988 | 21            |
| Female. . . . .   | 53,954       | 438 | 2,253 | 3,244 | 3,661   | 4,154   | 4,080   | 4,238   | 4,398   | 3,667   | 3,855   | 4,538   | 3,912   | 3,249   | 2,868   | 5,380 | 19            |
| Town of Vac/Phoenix-Ward 1  |              |     |       |       |         |         |         |         |         |         |         |         |         |         |         |       |               |
| Both sexes. . . . .   | 28,339       | 241 | 1,236 | 1,857 | 1,977   | 2,267   | 2,081   | 2,062   | 2,368   | 1,938   | 2,055   | 2,487   | 2,098   | 1,747   | 1,462   | 2,455 | 8             |
| Male. . . . .   | 13,787       | 115 | 639   | 951   | 1,013   | 1,113   | 1,023   | 1,004   | 1,126   | 943     | 1,043   | 1,202   | 1,027   | 873     | 681     | 1,030 | 4             |
| Female. . . . .   | 14,552       | 126 | 597   | 906   | 964     | 1,154   | 1,058   | 1,058   | 1,242   | 995     | 1,012   | 1,285   | 1,071   | 874     | 781     | 1,425 | 4             |
| Town of Vac/Phoenix-Ward 2  |              |     |       |       |         |         |         |         |         |         |         |         |         |         |         |       |               |
| Both sexes. . . . .   | 25,830       | 201 | 1,154 | 1,643 | 1,784   | 2,091   | 1,869   | 1,814   | 2,070   | 1,816   | 1,900   | 2,189   | 1,962   | 1,686   | 1,321   | 2,325 | 5             |
| Male. . . . .   | 12,621       | 102 | 585   | 837   | 870     | 1,047   | 896     | 914     | 1,071   | 878     | 953     | 1,065   | 991     | 836     | 607     | 967   | 2             |
| Female. . . . .   | 13,209       | 99  | 569   | 806   | 914     | 1,044   | 973     | 900     | 999     | 938     | 947     | 1,124   | 971     | 850     | 714     | 1,358 | 3             |
| Town of Vac/Phoenix-Ward 3  |              |     |       |       |         |         |         |         |         |         |         |         |         |         |         |       |               |
| Both sexes. . . . .   | 22,740       | 180 | 944   | 1,340 | 1,565   | 1,784   | 1,579   | 1,513   | 1,847   | 1,419   | 1,674   | 1,973   | 1,817   | 1,534   | 1,221   | 2,328 | 22            |
| Male. . . . .   | 11,047       | 85  | 462   | 648   | 772     | 869     | 795     | 746     | 934     | 687     | 783     | 962     | 893     | 794     | 579     | 1,025 | 13            |
| Female. . . . .   | 11,693       | 95  | 482   | 692   | 793     | 915     | 784     | 767     | 913     | 732     | 891     | 1,011   | 924     | 740     | 642     | 1,303 | 9             |
| Town of Vac/Phoenix-Ward 4 West                                     |              |     |       |       |         |         |         |         |         |         |         |         |         |         |         |       |               |
| Both sexes. . . . .   | 27,362       | 229 | 1,227 | 1,696 | 1,931   | 2,101   | 2,142   | 2,477   | 2,401   | 1,895   | 2,033   | 2,133   | 1,876   | 1,555   | 1,401   | 2,260 | 5             |
| Male. . . . .   | 12,862       | 111 | 622   | 856   | 941     | 1,060   | 877     | 964     | 1,157   | 893     | 1,028   | 1,015   | 930     | 770     | 670     | 966   | 2             |
| Female. . . . .   | 14,500       | 118 | 605   | 840   | 990     | 1,041   | 1,265   | 1,513   | 1,244   | 1,002   | 1,005   | 1,118   | 946     | 785     | 731     | 1,294 | 3             |
| Town of Curepipe  |              |     |       |       |         |         |         |         |         |         |         |         |         |         |         |       |               |
| Both sexes. . . . .   | 77,466       | 639 | 3,180 | 4,820 | 5,288   | 5,855   | 5,763   | 5,792   | 6,000   | 4,741   | 5,116   | 6,577   | 6,048   | 5,251   | 4,091   | 8,243 | 62            |
| Male. . . . .   | 37,369       | 323 | 1,566 | 2,427 | 2,552   | 2,967   | 2,879   | 2,628   | 2,918   | 2,299   | 2,518   | 3,258   | 2,983   | 2,563   | 1,970   | 3,492 | 26            |
| Female. . . . .   | 40,097       | 316 | 1,614 | 2,393 | 2,736   | 2,888   | 2,884   | 3,164   | 3,082   | 2,442   | 2,598   | 3,319   | 3,065   | 2,688   | 2,121   | 4,751 | 36            |
| Town of Curepipe-Ward 1   |              |     |       |       |         |         |         |         |         |         |         |         |         |         |         |       |               |
| Both sexes. . . . .   | 25,074       | 226 | 1,016 | 1,612 | 1,784   | 1,903   | 1,862   | 1,751   | 1,981   | 1,637   | 1,727   | 2,141   | 1,893   | 1,645   | 1,313   | 2,559 | 24            |
| Male. . . . .   | 12,257       | 118 | 504   | 805   | 884     | 965     | 970     | 886     | 1,022   | 763     | 845     | 1,048   | 965     | 786     | 601     | 1,084 | 11            |
| Female. . . . .   | 12,817       | 108 | 512   | 807   | 900     | 938     | 892     | 865     | 959     | 874     | 882     | 1,093   | 928     | 859     | 712     | 1,475 | 13            |
| Town of Curepipe-Ward 2 West  |              |     |       |       |         |         |         |         |         |         |         |         |         |         |         |       |               |
| Both sexes. . . . .   | 23,797       | 192 | 945   | 1,508 | 1,666   | 1,874   | 1,701   | 1,545   | 1,780   | 1,453   | 1,586   | 2,023   | 1,899   | 1,667   | 1,293   | 2,640 | 25            |
| Male. . . . .   | 11,496       | 108 | 451   | 763   | 757     | 932     | 841     | 764     | 882     | 713     | 796     | 1,001   | 904     | 822     | 643     | 1,107 | 12            |
| Female. . . . .   | 12,301       | 84  | 494   | 745   | 909     | 942     | 860     | 781     | 898     | 740     | 790     | 1,022   | 995     | 845     | 650     | 1,533 | 13            |
| Town of Curepipe-Ward 3   |              |     |       |       |         |         |         |         |         |         |         |         |         |         |         |       |               |
| Both sexes. . . . .   | 28,595       | 221 | 1,219 | 1,700 | 1,838   | 2,078   | 2,200   | 2,496   | 2,239   | 1,651   | 1,803   | 2,413   | 2,256   | 1,939   | 1,485   | 3,044 | 13            |
| Male. . . . .   | 13,616       | 97  | 611   | 859   | 911     | 1,070   | 1,068   | 978     | 1,014   | 823     | 877     | 1,209   | 1,114   | 955     | 726     | 1,301 | 3             |
| Female. . . . .   | 14,979       | 124 | 608   | 841   | 927     | 1,008   | 1,132   | 1,518   | 1,225   | 828     | 926     | 1,204   | 1,142   | 984     | 759     | 1,743 | 10            |
| PLAINES WILHEMS DISTRICT - Rural                                    |              |     |       |       |         |         |         |         |         |         |         |         |         |         |         |       |               |
| Both sexes. . . . .   | 5,824        | 67  | 316   | 453   | 498     | 474     | 421     | 446     | 525     | 439     | 498     | 493     | 353     | 279     | 217     | 344   | 1             |
| Male. . . . .   | 2,879        | 37  | 176   | 212   | 236     | 249     | 201     | 223     | 264     | 217     | 245     | 263     | 182     | 127     | 104     | 143   | -             |
| Female. . . . .   | 2,945        | 30  | 140   | 241   | 262     | 225     | 220     | 223     | 261     | 222     | 253     | 230     | 171     | 152     | 113     | 201   | 1             |
| Midlands VCA  |              |     |       |       |         |         |         |         |         |         |         |         |         |         |         |       |               |
| Both sexes. . . . .   | 5,303        | 60  | 282   | 431   | 477     | 461     | 395     | 346     | 432     | 390     | 461     | 463     | 329     | 257     | 206     | 313   | -             |
| Male. . . . .   | 2,618        | 33  | 159   | 205   | 226     | 241     | 194     | 173     | 210     | 192     | 226     | 249     | 169     | 116     | 98      | 127   | -             |
| Female. . . . .   | 2,685        | 27  | 123   | 226   | 251     | 220     | 201     | 173     | 222     | 198     | 235     | 214     | 160     | 141     | 108     | 186   | -             |

Table D2 - Resident population by geographical location, age and sex

| Country, District<br>Municipal Ward/Village Council Area<br>and Sex | Age in years |     |       |       |         |         |         |         |         |         |         |         |         |         |         |       |               |
|---|--------------|-----|-------|-------|---------|---------|---------|---------|---------|---------|---------|---------|---------|---------|---------|-------|---------------|
|   | All<br>ages  | <1  | 1 - 4 | 5 - 9 | 10 - 14 | 15 - 19 | 20 - 24 | 25 - 29 | 30 - 34 | 35 - 39 | 40 - 44 | 45 - 49 | 50 - 54 | 55 - 59 | 60 - 64 | 65+   | Not<br>stated |
| Moka VCA-West(East in Moka)   |              |     |       |       |         |         |         |         |         |         |         |         |         |         |         |       |               |
| Both sexes. . . . .   | 521          | 7   | 34    | 22    | 21      | 13      | 26      | 100     | 93      | 49      | 37      | 30      | 24      | 22      | 11      | 31    | 1             |
| Male. . . . .   | 261          | 4   | 17    | 7     | 10      | 8       | 7       | 50      | 54      | 25      | 19      | 14      | 13      | 11      | 6       | 16    | -             |
| Female. . . . .   | 260          | 3   | 17    | 15    | 11      | 5       | 19      | 50      | 39      | 24      | 18      | 16      | 11      | 11      | 5       | 15    | 1             |
| MOKA DISTRICT   |              |     |       |       |         |         |         |         |         |         |         |         |         |         |         |       |               |
| Both sexes. . . . .   | 82,301       | 833 | 4,038 | 6,119 | 6,336   | 6,544   | 6,226   | 5,992   | 7,112   | 6,215   | 6,077   | 6,664   | 5,537   | 4,763   | 3,923   | 5,857 | 65            |
| Male. . . . .   | 40,909       | 440 | 2,053 | 3,149 | 3,206   | 3,285   | 3,122   | 3,122   | 3,578   | 3,189   | 3,114   | 3,377   | 2,716   | 2,245   | 1,856   | 2,422 | 35            |
| Female. . . . .   | 41,392       | 393 | 1,985 | 2,970 | 3,130   | 3,259   | 3,104   | 2,870   | 3,534   | 3,026   | 2,963   | 3,287   | 2,821   | 2,518   | 2,067   | 3,435 | 30            |
| MOKA DISTRICT - Urban   |              |     |       |       |         |         |         |         |         |         |         |         |         |         |         |       |               |
| Both sexes. . . . .   | 1,293        | 8   | 72    | 97    | 119     | 91      | 83      | 83      | 105     | 105     | 106     | 108     | 82      | 62      | 71      | 101   | -             |
| Male. . . . .   | 648          | 5   | 48    | 50    | 63      | 51      | 48      | 41      | 49      | 47      | 54      | 53      | 43      | 30      | 25      | 41    | -             |
| Female. . . . .   | 645          | 3   | 24    | 47    | 56      | 40      | 35      | 42      | 56      | 58      | 52      | 55      | 39      | 32      | 46      | 60    | -             |
| Town of Curepipe-Ward 2 East  |              |     |       |       |         |         |         |         |         |         |         |         |         |         |         |       |               |
| Both sexes. . . . .   | 5            | -   | -     | 1     | 1       | 1       | -       | -       | -       | -       | -       | 1       | 1       | -       | -       | -     | -             |
| Male. . . . .   | 2            | -   | -     | -     | 1       | -       | -       | -       | -       | -       | -       | -       | 1       | -       | -       | -     | -             |
| Female. . . . .   | 3            | -   | -     | 1     | -       | 1       | -       | -       | -       | -       | -       | 1       | -       | -       | -       | -     | -             |
| Town of Vac/Phoenix-Ward 4 East                                     |              |     |       |       |         |         |         |         |         |         |         |         |         |         |         |       |               |
| Both sexes. . . . .   | 1,288        | 8   | 72    | 96    | 118     | 90      | 83      | 83      | 105     | 105     | 106     | 107     | 81      | 62      | 71      | 101   | -             |
| Male. . . . .   | 646          | 5   | 48    | 50    | 62      | 51      | 48      | 41      | 49      | 47      | 54      | 53      | 42      | 30      | 25      | 41    | -             |
| Female. . . . .   | 642          | 3   | 24    | 46    | 56      | 39      | 35      | 42      | 56      | 58      | 52      | 54      | 39      | 32      | 46      | 60    | -             |
| MOKA DISTRICT - Rural   |              |     |       |       |         |         |         |         |         |         |         |         |         |         |         |       |               |
| Both sexes. . . . .   | 81,008       | 825 | 3,966 | 6,022 | 6,217   | 6,453   | 6,143   | 5,909   | 7,007   | 6,110   | 5,971   | 6,556   | 5,455   | 4,701   | 3,852   | 5,756 | 65            |
| Male. . . . .   | 40,261       | 435 | 2,005 | 3,099 | 3,143   | 3,234   | 3,074   | 3,081   | 3,529   | 3,142   | 3,060   | 3,324   | 2,673   | 2,215   | 1,831   | 2,381 | 35            |
| Female. . . . .   | 40,747       | 390 | 1,961 | 2,923 | 3,074   | 3,219   | 3,069   | 2,828   | 3,478   | 2,968   | 2,911   | 3,232   | 2,782   | 2,486   | 2,021   | 3,375 | 30            |
| Camp Thorel VCA   |              |     |       |       |         |         |         |         |         |         |         |         |         |         |         |       |               |
| Both sexes. . . . .   | 2,128        | 14  | 97    | 165   | 178     | 161     | 167     | 142     | 162     | 178     | 150     | 187     | 152     | 125     | 94      | 154   | 2             |
| Male. . . . .   | 1,033        | 6   | 44    | 79    | 99      | 81      | 81      | 76      | 71      | 89      | 75      | 88      | 79      | 53      | 55      | 57    | -             |
| Female. . . . .   | 1,095        | 8   | 53    | 86    | 79      | 80      | 86      | 66      | 91      | 89      | 75      | 99      | 73      | 72      | 39      | 97    | 2             |
| Dagotièrè VCA   |              |     |       |       |         |         |         |         |         |         |         |         |         |         |         |       |               |
| Both sexes. . . . .   | 7,146        | 69  | 343   | 584   | 543     | 554     | 498     | 508     | 634     | 571     | 531     | 625     | 483     | 390     | 354     | 454   | 5             |
| Male. . . . .   | 3,513        | 33  | 179   | 292   | 282     | 268     | 258     | 240     | 301     | 277     | 271     | 321     | 243     | 192     | 169     | 184   | 3             |
| Female. . . . .   | 3,633        | 36  | 164   | 292   | 261     | 286     | 240     | 268     | 333     | 294     | 260     | 304     | 240     | 198     | 185     | 270   | 2             |
| Dubreuil VCA-West (East in Flacq)                                   |              |     |       |       |         |         |         |         |         |         |         |         |         |         |         |       |               |
| Both sexes. . . . .   | 2,840        | 29  | 137   | 222   | 168     | 224     | 291     | 249     | 256     | 253     | 268     | 232     | 161     | 117     | 99      | 133   | 1             |
| Male. . . . .   | 1,496        | 16  | 68    | 119   | 90      | 115     | 174     | 148     | 140     | 137     | 148     | 116     | 85      | 50      | 39      | 51    | -             |
| Female. . . . .   | 1,344        | 13  | 69    | 103   | 78      | 109     | 117     | 101     | 116     | 116     | 120     | 116     | 76      | 67      | 60      | 82    | 1             |
| Espérance VCA   |              |     |       |       |         |         |         |         |         |         |         |         |         |         |         |       |               |
| Both sexes. . . . .   | 1,884        | 21  | 92    | 167   | 148     | 151     | 127     | 128     | 177     | 150     | 174     | 121     | 120     | 101     | 91      | 116   | -             |
| Male. . . . .   | 944          | 12  | 45    | 91    | 76      | 74      | 67      | 63      | 84      | 84      | 87      | 66      | 58      | 47      | 43      | 47    | -             |
| Female. . . . .   | 940          | 9   | 47    | 76    | 72      | 77      | 60      | 65      | 93      | 66      | 87      | 55      | 62      | 54      | 48      | 69    | -             |
| La Laura - Malenga VCA  |              |     |       |       |         |         |         |         |         |         |         |         |         |         |         |       |               |
| Both sexes. . . . .   | 1,288        | 16  | 68    | 95    | 110     | 90      | 93      | 104     | 118     | 113     | 99      | 88      | 87      | 73      | 59      | 75    | -             |
| Male. . . . .   | 647          | 10  | 35    | 48    | 61      | 44      | 44      | 58      | 62      | 58      | 46      | 54      | 43      | 26      | 31      | 27    | -             |
| Female. . . . .   | 641          | 6   | 33    | 47    | 49      | 46      | 49      | 46      | 56      | 55      | 53      | 34      | 44      | 47      | 28      | 48    | -             |
| L'Avenir VCA  |              |     |       |       |         |         |         |         |         |         |         |         |         |         |         |       |               |
| Both sexes. . . . .   | 2,701        | 26  | 127   | 192   | 230     | 201     | 196     | 195     | 258     | 206     | 204     | 194     | 172     | 160     | 131     | 209   | -             |
| Male. . . . .   | 1,353        | 15  | 61    | 96    | 104     | 110     | 105     | 111     | 124     | 110     | 108     | 103     | 84      | 71      | 66      | 85    | -             |
| Female. . . . .   | 1,348        | 11  | 66    | 96    | 126     | 91      | 91      | 84      | 134     | 96      | 96      | 91      | 88      | 89      | 65      | 124   | -             |

Table D2 - Resident population by geographical location, age and sex

| Country, District<br>Municipal Ward/Village Council Area<br>and Sex | Age in years |     |       |       |         |         |         |         |         |         |         |         |         |         |         |       |               |
|---|--------------|-----|-------|-------|---------|---------|---------|---------|---------|---------|---------|---------|---------|---------|---------|-------|---------------|
|   | All<br>ages  | <1  | 1 - 4 | 5 - 9 | 10 - 14 | 15 - 19 | 20 - 24 | 25 - 29 | 30 - 34 | 35 - 39 | 40 - 44 | 45 - 49 | 50 - 54 | 55 - 59 | 60 - 64 | 65+   | Not<br>stated |
| Médine - Camp de Masque VCA-West                                    |              |     |       |       |         |         |         |         |         |         |         |         |         |         |         |       |               |
| Both sexes. . . . .   | 1,514        | 22  | 83    | 99    | 121     | 136     | 120     | 104     | 126     | 104     | 108     | 124     | 112     | 88      | 68      | 99    | -             |
| Male. . . . .   | 728          | 10  | 40    | 44    | 65      | 65      | 55      | 52      | 63      | 52      | 42      | 62      | 62      | 41      | 32      | 43    | -             |
| Female. . . . .   | 786          | 12  | 43    | 55    | 56      | 71      | 65      | 52      | 63      | 52      | 66      | 62      | 50      | 47      | 36      | 56    | -             |
| Melrose VCA   |              |     |       |       |         |         |         |         |         |         |         |         |         |         |         |       |               |
| Both sexes. . . . .   | 1,955        | 21  | 90    | 126   | 168     | 156     | 148     | 146     | 179     | 153     | 155     | 148     | 112     | 103     | 104     | 146   | -             |
| Male. . . . .   | 947          | 8   | 42    | 55    | 88      | 72      | 71      | 76      | 95      | 81      | 80      | 81      | 54      | 38      | 49      | 57    | -             |
| Female. . . . .   | 1,008        | 13  | 48    | 71    | 80      | 84      | 77      | 70      | 84      | 72      | 75      | 67      | 58      | 65      | 55      | 89    | -             |
| Moka VCA-East(West in Pl.Wilhems)                                   |              |     |       |       |         |         |         |         |         |         |         |         |         |         |         |       |               |
| Both sexes. . . . .   | 8,325        | 75  | 351   | 539   | 584     | 627     | 584     | 534     | 667     | 552     | 595     | 734     | 619     | 575     | 458     | 799   | 32            |
| Male. . . . .   | 4,071        | 46  | 166   | 278   | 303     | 300     | 302     | 275     | 324     | 270     | 284     | 356     | 297     | 283     | 223     | 345   | 19            |
| Female. . . . .   | 4,254        | 29  | 185   | 261   | 281     | 327     | 282     | 259     | 343     | 282     | 311     | 378     | 322     | 292     | 235     | 454   | 13            |
| Montagne Blanche VCA-West   |              |     |       |       |         |         |         |         |         |         |         |         |         |         |         |       |               |
| Both sexes. . . . .   | 8,000        | 82  | 389   | 641   | 652     | 670     | 576     | 563     | 753     | 648     | 611     | 623     | 517     | 404     | 328     | 543   | -             |
| Male. . . . .   | 4,052        | 46  | 211   | 342   | 328     | 342     | 286     | 302     | 394     | 330     | 328     | 327     | 256     | 182     | 154     | 224   | -             |
| Female. . . . .   | 3,948        | 36  | 178   | 299   | 324     | 328     | 290     | 261     | 359     | 318     | 283     | 296     | 261     | 222     | 174     | 319   | -             |
| Pailles VCA   |              |     |       |       |         |         |         |         |         |         |         |         |         |         |         |       |               |
| Both sexes. . . . .   | 11,618       | 127 | 592   | 942   | 937     | 1,061   | 916     | 856     | 915     | 809     | 819     | 909     | 805     | 668     | 541     | 716   | 5             |
| Male. . . . .   | 5,804        | 73  | 312   | 511   | 448     | 550     | 456     | 437     | 464     | 423     | 418     | 446     | 386     | 315     | 269     | 293   | 3             |
| Female. . . . .   | 5,814        | 54  | 280   | 431   | 489     | 511     | 460     | 419     | 451     | 386     | 401     | 463     | 419     | 353     | 272     | 423   | 2             |
| Providence VCA  |              |     |       |       |         |         |         |         |         |         |         |         |         |         |         |       |               |
| Both sexes. . . . .   | 3,285        | 34  | 179   | 264   | 258     | 270     | 242     | 263     | 279     | 232     | 250     | 295     | 226     | 178     | 121     | 194   | -             |
| Male. . . . .   | 1,638        | 17  | 85    | 144   | 137     | 144     | 120     | 111     | 139     | 131     | 126     | 146     | 115     | 98      | 51      | 74    | -             |
| Female. . . . .   | 1,647        | 17  | 94    | 120   | 121     | 126     | 122     | 152     | 140     | 101     | 124     | 149     | 111     | 80      | 70      | 120   | -             |
| Quartier Militaire VCA  |              |     |       |       |         |         |         |         |         |         |         |         |         |         |         |       |               |
| Both sexes. . . . .   | 7,046        | 91  | 395   | 527   | 535     | 536     | 650     | 602     | 700     | 547     | 492     | 538     | 396     | 349     | 276     | 409   | 3             |
| Male. . . . .   | 3,542        | 42  | 206   | 271   | 268     | 274     | 298     | 357     | 386     | 272     | 257     | 263     | 200     | 164     | 123     | 160   | 1             |
| Female. . . . .   | 3,504        | 49  | 189   | 256   | 267     | 262     | 352     | 245     | 314     | 275     | 235     | 275     | 196     | 185     | 153     | 249   | 2             |
| Nouvelle Decouverte VCA   |              |     |       |       |         |         |         |         |         |         |         |         |         |         |         |       |               |
| Both sexes. . . . .   | 3,024        | 36  | 150   | 240   | 272     | 226     | 217     | 179     | 258     | 255     | 237     | 227     | 184     | 168     | 147     | 228   | -             |
| Male. . . . .   | 1,460        | 16  | 71    | 120   | 135     | 107     | 108     | 80      | 107     | 125     | 133     | 130     | 94      | 82      | 56      | 96    | -             |
| Female. . . . .   | 1,564        | 20  | 79    | 120   | 137     | 119     | 109     | 99      | 151     | 130     | 104     | 97      | 90      | 86      | 91      | 132   | -             |
| St Julien d'Hotman VCA-West   |              |     |       |       |         |         |         |         |         |         |         |         |         |         |         |       |               |
| Both sexes. . . . .   | 91           | 1   | 3     | 6     | 6       | 5       | 7       | 8       | 10      | 7       | 11      | 4       | 5       | 9       | 7       | 2     | -             |
| Male. . . . .   | 41           | 1   | 3     | 1     | 3       | 1       | 2       | 2       | 5       | 4       | 4       | 2       | 4       | 5       | 3       | 1     | -             |
| Female. . . . .   | 50           | -   | -     | 5     | 3       | 4       | 5       | 6       | 5       | 3       | 7       | 2       | 1       | 4       | 4       | 1     | -             |
| St Pierre VCA   |              |     |       |       |         |         |         |         |         |         |         |         |         |         |         |       |               |
| Both sexes. . . . .   | 15,982       | 139 | 756   | 1,057 | 1,149   | 1,231   | 1,155   | 1,157   | 1,321   | 1,168   | 1,131   | 1,329   | 1,156   | 1,046   | 861     | 1,313 | 13            |
| Male. . . . .   | 7,917        | 72  | 392   | 528   | 571     | 600     | 569     | 600     | 675     | 608     | 584     | 670     | 544     | 509     | 415     | 572   | 8             |
| Female. . . . .   | 8,065        | 67  | 364   | 529   | 578     | 631     | 586     | 557     | 646     | 560     | 547     | 659     | 612     | 537     | 446     | 741   | 5             |
| Verdun VCA  |              |     |       |       |         |         |         |         |         |         |         |         |         |         |         |       |               |
| Both sexes. . . . .   | 2,181        | 22  | 114   | 156   | 158     | 154     | 156     | 171     | 194     | 164     | 136     | 178     | 148     | 147     | 113     | 166   | 4             |
| Male. . . . .   | 1,075        | 12  | 45    | 80    | 85      | 87      | 78      | 93      | 95      | 91      | 69      | 93      | 69      | 59      | 53      | 65    | 1             |
| Female. . . . .   | 1,106        | 10  | 69    | 76    | 73      | 67      | 78      | 78      | 99      | 73      | 67      | 85      | 79      | 88      | 60      | 101   | 3             |
| BLACK RIVER DISTRICT  |              |     |       |       |         |         |         |         |         |         |         |         |         |         |         |       |               |
| Both sexes. . . . .   | 76,605       | 878 | 4,537 | 6,332 | 5,781   | 5,906   | 6,359   | 6,687   | 6,878   | 5,679   | 5,412   | 5,587   | 4,737   | 4,151   | 3,084   | 4,554 | 43            |
| Male. . . . .   | 38,540       | 456 | 2,247 | 3,181 | 2,955   | 3,005   | 3,357   | 3,443   | 3,503   | 2,934   | 2,753   | 2,844   | 2,367   | 2,033   | 1,506   | 1,922 | 34            |
| Female. . . . .   | 38,065       | 422 | 2,290 | 3,151 | 2,826   | 2,901   | 3,002   | 3,244   | 3,375   | 2,745   | 2,659   | 2,743   | 2,370   | 2,118   | 1,578   | 2,632 | 9             |

Table D2 - Resident population by geographical location, age and sex

| Country, District<br>Municipal Ward/Village Council Area<br>and Sex | Age in years |     |       |       |         |         |         |         |         |         |         |         |         |         |         |       | Not<br>stated |
|---|--------------|-----|-------|-------|---------|---------|---------|---------|---------|---------|---------|---------|---------|---------|---------|-------|---------------|
|   | All<br>ages  | <1  | 1 - 4 | 5 - 9 | 10 - 14 | 15 - 19 | 20 - 24 | 25 - 29 | 30 - 34 | 35 - 39 | 40 - 44 | 45 - 49 | 50 - 54 | 55 - 59 | 60 - 64 | 65+   |               |
| BLACK RIVER DISTRICT - Urban  |              |     |       |       |         |         |         |         |         |         |         |         |         |         |         |       |               |
| Both sexes. . . . .   | 23,157       | 245 | 1,209 | 1,672 | 1,679   | 1,797   | 1,790   | 1,823   | 1,909   | 1,651   | 1,569   | 1,814   | 1,621   | 1,477   | 1,141   | 1,732 | 28            |
| Male. . . . .   | 11,701       | 123 | 618   | 860   | 870     | 902     | 921     | 950     | 1,033   | 862     | 799     | 900     | 839     | 715     | 555     | 729   | 25            |
| Female. . . . .   | 11,456       | 122 | 591   | 812   | 809     | 895     | 869     | 873     | 876     | 789     | 770     | 914     | 782     | 762     | 586     | 1,003 | 3             |
| Town of Port Louis-Ward 1 West                                      |              |     |       |       |         |         |         |         |         |         |         |         |         |         |         |       |               |
| Both sexes. . . . .   | 19,177       | 208 | 999   | 1,384 | 1,391   | 1,466   | 1,530   | 1,511   | 1,568   | 1,361   | 1,278   | 1,507   | 1,357   | 1,235   | 937     | 1,417 | 28            |
| Male. . . . .   | 9,755        | 106 | 516   | 712   | 724     | 741     | 792     | 809     | 863     | 713     | 648     | 738     | 704     | 591     | 463     | 610   | 25            |
| Female. . . . .   | 9,422        | 102 | 483   | 672   | 667     | 725     | 738     | 702     | 705     | 648     | 630     | 769     | 653     | 644     | 474     | 807   | 3             |
| Town of Q/Bornes-Ward 3 West  |              |     |       |       |         |         |         |         |         |         |         |         |         |         |         |       |               |
| Both sexes. . . . .   | 3,980        | 37  | 210   | 288   | 288     | 331     | 260     | 312     | 341     | 290     | 291     | 307     | 264     | 242     | 204     | 315   | -             |
| Male. . . . .   | 1,946        | 17  | 102   | 148   | 146     | 161     | 129     | 141     | 170     | 149     | 151     | 162     | 135     | 124     | 92      | 119   | -             |
| Female. . . . .   | 2,034        | 20  | 108   | 140   | 142     | 170     | 131     | 171     | 171     | 141     | 140     | 145     | 129     | 118     | 112     | 196   | -             |
| BLACK RIVER DISTRICT - Rural  |              |     |       |       |         |         |         |         |         |         |         |         |         |         |         |       |               |
| Both sexes. . . . .   | 53,448       | 633 | 3,328 | 4,660 | 4,102   | 4,109   | 4,569   | 4,864   | 4,969   | 4,028   | 3,843   | 3,773   | 3,116   | 2,674   | 1,943   | 2,822 | 15            |
| Male. . . . .   | 26,839       | 333 | 1,629 | 2,321 | 2,085   | 2,103   | 2,436   | 2,493   | 2,470   | 2,072   | 1,954   | 1,944   | 1,528   | 1,318   | 951     | 1,193 | 9             |
| Female. . . . .   | 26,609       | 300 | 1,699 | 2,339 | 2,017   | 2,006   | 2,133   | 2,371   | 2,499   | 1,956   | 1,889   | 1,829   | 1,588   | 1,356   | 992     | 1,629 | 6             |
| Albion VCA  |              |     |       |       |         |         |         |         |         |         |         |         |         |         |         |       |               |
| Both sexes. . . . .   | 5,205        | 78  | 334   | 461   | 411     | 391     | 345     | 362     | 474     | 460     | 359     | 388     | 325     | 279     | 192     | 344   | 2             |
| Male. . . . .   | 2,651        | 45  | 158   | 244   | 235     | 219     | 173     | 174     | 220     | 227     | 175     | 212     | 169     | 140     | 102     | 157   | 1             |
| Female. . . . .   | 2,554        | 33  | 176   | 217   | 176     | 172     | 172     | 188     | 254     | 233     | 184     | 176     | 156     | 139     | 90      | 187   | 1             |
| Bambous VCA   |              |     |       |       |         |         |         |         |         |         |         |         |         |         |         |       |               |
| Both sexes. . . . .   | 15,345       | 199 | 1,085 | 1,458 | 1,341   | 1,306   | 1,226   | 1,130   | 1,409   | 1,178   | 1,117   | 1,093   | 868     | 716     | 533     | 686   | -             |
| Male. . . . .   | 7,697        | 97  | 529   | 730   | 692     | 685     | 624     | 600     | 712     | 613     | 589     | 565     | 408     | 335     | 233     | 285   | -             |
| Female. . . . .   | 7,648        | 102 | 556   | 728   | 649     | 621     | 602     | 530     | 697     | 565     | 528     | 528     | 460     | 381     | 300     | 401   | -             |
| Cascavelle VCA-West (East in P/W)                                   |              |     |       |       |         |         |         |         |         |         |         |         |         |         |         |       |               |
| Both sexes. . . . .   | 2,479        | 23  | 166   | 226   | 184     | 178     | 209     | 198     | 246     | 171     | 175     | 177     | 167     | 149     | 85      | 125   | -             |
| Male. . . . .   | 1,219        | 10  | 82    | 108   | 79      | 92      | 105     | 97      | 128     | 92      | 85      | 92      | 86      | 71      | 43      | 49    | -             |
| Female. . . . .   | 1,260        | 13  | 84    | 118   | 105     | 86      | 104     | 101     | 118     | 79      | 90      | 85      | 81      | 78      | 42      | 76    | -             |
| Case Noyale VCA   |              |     |       |       |         |         |         |         |         |         |         |         |         |         |         |       |               |
| Both sexes. . . . .   | 1,703        | 25  | 119   | 183   | 147     | 140     | 133     | 119     | 143     | 134     | 111     | 125     | 112     | 70      | 50      | 92    | -             |
| Male. . . . .   | 868          | 18  | 65    | 84    | 78      | 66      | 70      | 58      | 79      | 70      | 58      | 69      | 52      | 31      | 29      | 41    | -             |
| Female. . . . .   | 835          | 7   | 54    | 99    | 69      | 74      | 63      | 61      | 64      | 64      | 53      | 56      | 60      | 39      | 21      | 51    | -             |
| Chamarel VCA-West (East in Sav.)                                    |              |     |       |       |         |         |         |         |         |         |         |         |         |         |         |       |               |
| Both sexes. . . . .   | 784          | 13  | 58    | 98    | 64      | 49      | 59      | 78      | 67      | 44      | 54      | 54      | 53      | 36      | 23      | 34    | -             |
| Male. . . . .   | 401          | 8   | 28    | 51    | 30      | 22      | 26      | 43      | 36      | 22      | 28      | 31      | 25      | 22      | 13      | 16    | -             |
| Female. . . . .   | 383          | 5   | 30    | 47    | 34      | 27      | 33      | 35      | 31      | 22      | 26      | 23      | 28      | 14      | 10      | 18    | -             |
| Flic en Flac VCA  |              |     |       |       |         |         |         |         |         |         |         |         |         |         |         |       |               |
| Both sexes. . . . .   | 2,197        | 24  | 102   | 150   | 121     | 143     | 127     | 163     | 187     | 139     | 179     | 184     | 181     | 158     | 130     | 208   | 1             |
| Male. . . . .   | 1,092        | 13  | 57    | 67    | 61      | 70      | 70      | 84      | 87      | 67      | 91      | 87      | 87      | 77      | 74      | 99    | 1             |
| Female. . . . .   | 1,105        | 11  | 45    | 83    | 60      | 73      | 57      | 79      | 100     | 72      | 88      | 97      | 94      | 81      | 56      | 109   | -             |
| Grande Rivière Noire VCA  |              |     |       |       |         |         |         |         |         |         |         |         |         |         |         |       |               |
| Both sexes. . . . .   | 2,668        | 37  | 172   | 229   | 176     | 212     | 216     | 202     | 213     | 179     | 200     | 192     | 162     | 127     | 119     | 223   | 9             |
| Male. . . . .   | 1,318        | 21  | 90    | 108   | 82      | 91      | 109     | 108     | 106     | 96      | 109     | 99      | 72      | 62      | 56      | 105   | 4             |
| Female. . . . .   | 1,350        | 16  | 82    | 121   | 94      | 121     | 107     | 94      | 107     | 83      | 91      | 93      | 90      | 65      | 63      | 118   | 5             |
| Gros Cailloux VCA   |              |     |       |       |         |         |         |         |         |         |         |         |         |         |         |       |               |
| Both sexes. . . . .   | 3,189        | 34  | 186   | 275   | 253     | 262     | 244     | 250     | 323     | 262     | 236     | 224     | 181     | 198     | 124     | 137   | -             |
| Male. . . . .   | 1,594        | 19  | 89    | 133   | 126     | 136     | 123     | 131     | 163     | 159     | 122     | 120     | 73      | 92      | 60      | 48    | -             |
| Female. . . . .   | 1,595        | 15  | 97    | 142   | 127     | 126     | 121     | 119     | 160     | 103     | 114     | 104     | 108     | 106     | 64      | 89    | -             |

Table D2 - Resident population by geographical location, age and sex

| Country, District<br>Municipal Ward/Village Council Area<br>and Sex | Age in years |     |       |       |         |         |         |         |         |         |         |         |         |         |         |       | Not<br>stated |
|---|--------------|-----|-------|-------|---------|---------|---------|---------|---------|---------|---------|---------|---------|---------|---------|-------|---------------|
|   | All<br>ages  | <1  | 1 - 4 | 5 - 9 | 10 - 14 | 15 - 19 | 20 - 24 | 25 - 29 | 30 - 34 | 35 - 39 | 40 - 44 | 45 - 49 | 50 - 54 | 55 - 59 | 60 - 64 | 65+   |               |
| La Gaulette VCA   |              |     |       |       |         |         |         |         |         |         |         |         |         |         |         |       |               |
| Both sexes. . . . .   | 2,315        | 28  | 149   | 177   | 189     | 184     | 189     | 156     | 188     | 173     | 180     | 198     | 149     | 124     | 87      | 144   | -             |
| Male. . . . .   | 1,170        | 12  | 70    | 89    | 100     | 101     | 93      | 83      | 89      | 85      | 91      | 101     | 86      | 66      | 47      | 57    | -             |
| Female. . . . .   | 1,145        | 16  | 79    | 88    | 89      | 83      | 96      | 73      | 99      | 88      | 89      | 97      | 63      | 58      | 40      | 87    | -             |
| Le Morne VCA  |              |     |       |       |         |         |         |         |         |         |         |         |         |         |         |       |               |
| Both sexes. . . . .   | 1,300        | 24  | 106   | 126   | 111     | 114     | 113     | 101     | 112     | 76      | 84      | 87      | 76      | 64      | 51      | 55    | -             |
| Male. . . . .   | 644          | 12  | 48    | 60    | 50      | 62      | 55      | 67      | 52      | 44      | 44      | 34      | 41      | 32      | 24      | 19    | -             |
| Female. . . . .   | 656          | 12  | 58    | 66    | 61      | 52      | 58      | 34      | 60      | 32      | 40      | 53      | 35      | 32      | 27      | 36    | -             |
| Petite Rivière VCA  |              |     |       |       |         |         |         |         |         |         |         |         |         |         |         |       |               |
| Both sexes. . . . .   | 4,591        | 36  | 253   | 441   | 367     | 396     | 351     | 315     | 414     | 355     | 334     | 358     | 280     | 297     | 169     | 225   | -             |
| Male. . . . .   | 2,317        | 22  | 123   | 229   | 190     | 203     | 195     | 162     | 207     | 175     | 172     | 181     | 143     | 153     | 81      | 81    | -             |
| Female. . . . .   | 2,274        | 14  | 130   | 212   | 177     | 193     | 156     | 153     | 207     | 180     | 162     | 177     | 137     | 144     | 88      | 144   | -             |
| Richelieu VCA   |              |     |       |       |         |         |         |         |         |         |         |         |         |         |         |       |               |
| Both sexes. . . . .   | 7,906        | 69  | 353   | 502   | 432     | 450     | 1,138   | 1,547   | 919     | 545     | 501     | 389     | 298     | 241     | 202     | 318   | 2             |
| Male. . . . .   | 4,026        | 33  | 168   | 259   | 214     | 231     | 678     | 770     | 464     | 265     | 239     | 199     | 153     | 120     | 97      | 134   | 2             |
| Female. . . . .   | 3,880        | 36  | 185   | 243   | 218     | 219     | 460     | 777     | 455     | 280     | 262     | 190     | 145     | 121     | 105     | 184   | -             |
| Tamarin VCA   |              |     |       |       |         |         |         |         |         |         |         |         |         |         |         |       |               |
| Both sexes. . . . .   | 3,766        | 43  | 245   | 334   | 306     | 284     | 219     | 243     | 274     | 312     | 313     | 304     | 264     | 215     | 178     | 231   | 1             |
| Male. . . . .   | 1,842        | 23  | 122   | 159   | 148     | 125     | 115     | 116     | 127     | 157     | 151     | 154     | 133     | 117     | 92      | 102   | 1             |
| Female. . . . .   | 1,924        | 20  | 123   | 175   | 158     | 159     | 104     | 127     | 147     | 155     | 162     | 150     | 131     | 98      | 86      | 129   | -             |
| ISLAND OF RODRIGUES   |              |     |       |       |         |         |         |         |         |         |         |         |         |         |         |       |               |
| Both sexes. . . . .   | 40,434       | 627 | 3,151 | 4,187 | 3,833   | 3,571   | 2,952   | 3,191   | 3,393   | 2,760   | 2,501   | 2,322   | 2,151   | 1,563   | 1,191   | 3,015 | 26            |
| Male. . . . .   | 19,904       | 324 | 1,578 | 2,115 | 1,932   | 1,740   | 1,438   | 1,552   | 1,658   | 1,362   | 1,221   | 1,142   | 1,100   | 790     | 615     | 1,320 | 17            |
| Female. . . . .   | 20,530       | 303 | 1,573 | 2,072 | 1,901   | 1,831   | 1,514   | 1,639   | 1,735   | 1,398   | 1,280   | 1,180   | 1,051   | 773     | 576     | 1,695 | 9             |
| Region 1  |              |     |       |       |         |         |         |         |         |         |         |         |         |         |         |       |               |
| Both sexes. . . . .   | 6,901        | 102 | 561   | 751   | 657     | 573     | 499     | 556     | 575     | 458     | 470     | 393     | 341     | 253     | 193     | 516   | 3             |
| Male. . . . .   | 3,400        | 50  | 286   | 371   | 339     | 269     | 231     | 255     | 288     | 232     | 230     | 203     | 171     | 130     | 111     | 232   | 2             |
| Female. . . . .   | 3,501        | 52  | 275   | 380   | 318     | 304     | 268     | 301     | 287     | 226     | 240     | 190     | 170     | 123     | 82      | 284   | 1             |
| Region 2  |              |     |       |       |         |         |         |         |         |         |         |         |         |         |         |       |               |
| Both sexes. . . . .   | 5,690        | 87  | 423   | 563   | 549     | 505     | 436     | 426     | 455     | 419     | 355     | 323     | 299     | 201     | 181     | 468   | -             |
| Male. . . . .   | 2,819        | 47  | 195   | 303   | 265     | 259     | 219     | 223     | 201     | 217     | 186     | 150     | 160     | 94      | 95      | 205   | -             |
| Female. . . . .   | 2,871        | 40  | 228   | 260   | 284     | 246     | 217     | 203     | 254     | 202     | 169     | 173     | 139     | 107     | 86      | 263   | -             |
| Region 3  |              |     |       |       |         |         |         |         |         |         |         |         |         |         |         |       |               |
| Both sexes. . . . .   | 7,494        | 122 | 615   | 801   | 694     | 671     | 541     | 667     | 670     | 504     | 424     | 388     | 369     | 291     | 236     | 498   | 3             |
| Male. . . . .   | 3,607        | 64  | 304   | 401   | 332     | 334     | 252     | 313     | 339     | 234     | 202     | 188     | 172     | 149     | 109     | 213   | 1             |
| Female. . . . .   | 3,887        | 58  | 311   | 400   | 362     | 337     | 289     | 354     | 331     | 270     | 222     | 200     | 197     | 142     | 127     | 285   | 2             |
| Region 4  |              |     |       |       |         |         |         |         |         |         |         |         |         |         |         |       |               |
| Both sexes. . . . .   | 6,077        | 89  | 427   | 569   | 556     | 522     | 464     | 438     | 483     | 397     | 378     | 424     | 374     | 277     | 181     | 494   | 4             |
| Male. . . . .   | 3,008        | 45  | 220   | 290   | 265     | 231     | 231     | 225     | 233     | 220     | 173     | 214     | 200     | 144     | 92      | 223   | 2             |
| Female. . . . .   | 3,069        | 44  | 207   | 279   | 291     | 291     | 233     | 213     | 250     | 177     | 205     | 210     | 174     | 133     | 89      | 271   | 2             |
| Region 5  |              |     |       |       |         |         |         |         |         |         |         |         |         |         |         |       |               |
| Both sexes. . . . .   | 7,705        | 115 | 603   | 806   | 738     | 686     | 534     | 601     | 640     | 525     | 465     | 420     | 445     | 314     | 218     | 585   | 10            |
| Male. . . . .   | 3,839        | 58  | 302   | 395   | 394     | 355     | 259     | 305     | 307     | 248     | 220     | 211     | 234     | 165     | 119     | 258   | 9             |
| Female. . . . .   | 3,866        | 57  | 301   | 411   | 344     | 331     | 275     | 296     | 333     | 277     | 245     | 209     | 211     | 149     | 99      | 327   | 1             |
| Region 6  |              |     |       |       |         |         |         |         |         |         |         |         |         |         |         |       |               |
| Both sexes. . . . .   | 6,567        | 112 | 522   | 697   | 639     | 614     | 478     | 503     | 570     | 457     | 409     | 374     | 323     | 227     | 182     | 454   | 6             |
| Male. . . . .   | 3,231        | 60  | 271   | 355   | 337     | 292     | 246     | 231     | 290     | 211     | 210     | 176     | 163     | 108     | 89      | 189   | 3             |
| Female. . . . .   | 3,336        | 52  | 251   | 342   | 302     | 322     | 232     | 272     | 280     | 246     | 199     | 198     | 160     | 119     | 93      | 265   | 3             |

Table D3 - Resident population by geographical district, marital status, age and sex

| Country, Geographical District,<br>Age in years and Sex | Total     | Marital status |                                       |                                |                            |                         |         |          |           |                     |                               |
|---|-----------|----------------|---------------------------------------|--------------------------------|----------------------------|-------------------------|---------|----------|-----------|---------------------|-------------------------------|
|   |           | Single         | Married<br>religiously<br>and civilly | Married<br>religiously<br>only | Married<br>civilly<br>only | Consensually<br>married | Widowed | Divorced | Separated | Unmarried<br>parent | Other and<br>Not<br>stated(1) |
| REPUBLIC OF MAURITIUS                                   |           |                |                                       |                                |                            |                         |         |          |           |                     |                               |
| Both sexes  |           |                |                                       |                                |                            |                         |         |          |           |                     |                               |
| All ages . . . . .                                      | 1,236,817 | 526,856        | 492,141                               | 35,411                         | 23,727                     | 27,060                  | 79,975  | 15,314   | 25,714    | 3,848               | 6,771                         |
| Under 15 . . . . .                                      | 255,732   | 255,712        | -                                     | 6                              | -                          | 7                       | -       | -        | 2         | 3                   | 2                             |
| 15 - 19 . . . . .                                       | 101,008   | 96,791         | 1,185                                 | 702                            | 416                        | 1,308                   | 9       | 9        | 157       | 285                 | 146                           |
| 20 - 24 . . . . .                                       | 92,671    | 69,110         | 11,398                                | 2,977                          | 2,692                      | 3,734                   | 59      | 176      | 1,087     | 642                 | 796                           |
| 25 - 29 . . . . .                                       | 90,937    | 39,406         | 32,910                                | 5,439                          | 4,147                      | 4,127                   | 196     | 731      | 2,300     | 606                 | 1,075                         |
| 30 - 34 . . . . .                                       | 103,429   | 21,372         | 60,364                                | 6,005                          | 4,113                      | 4,337                   | 571     | 1,656    | 3,340     | 489                 | 1,182                         |
| 35 - 39 . . . . .                                       | 87,797    | 10,612         | 59,351                                | 4,539                          | 2,867                      | 3,100                   | 1,051   | 1,860    | 3,243     | 361                 | 813                           |
| 40 - 44 . . . . .                                       | 89,386    | 7,776          | 63,513                                | 4,046                          | 2,378                      | 2,802                   | 2,193   | 2,326    | 3,359     | 318                 | 675                           |
| 45 - 49 . . . . .                                       | 99,341    | 7,619          | 71,424                                | 3,896                          | 2,288                      | 2,693                   | 4,294   | 2,657    | 3,604     | 287                 | 579                           |
| 50 - 54 . . . . .                                       | 86,337    | 6,012          | 61,670                                | 2,812                          | 1,704                      | 1,890                   | 6,537   | 2,035    | 3,014     | 225                 | 438                           |
| 55 - 59 . . . . .                                       | 73,054    | 4,718          | 50,126                                | 2,123                          | 1,216                      | 1,292                   | 9,189   | 1,555    | 2,308     | 177                 | 350                           |
| 60 - 64 . . . . .                                       | 57,342    | 3,433          | 36,232                                | 1,337                          | 834                        | 803                     | 11,696  | 1,001    | 1,567     | 155                 | 284                           |
| 65 - 69 . . . . .                                       | 35,439    | 1,724          | 19,824                                | 620                            | 426                        | 404                     | 10,934  | 542      | 785       | 101                 | 79                            |
| 70 - 74 . . . . .                                       | 25,375    | 1,010          | 12,166                                | 392                            | 327                        | 254                     | 10,333  | 338      | 469       | 73                  | 13                            |
| 75+ . . . . .   | 38,350    | 1,465          | 11,912                                | 496                            | 312                        | 296                     | 22,848  | 408      | 449       | 125                 | 39                            |
| Not stated . . . . .                                    | 619       | 96             | 66                                    | 21                             | 7                          | 13                      | 65      | 20       | 30        | 1                   | 300                           |
| Male  |           |                |                                       |                                |                            |                         |         |          |           |                     |                               |
| All ages . . . . .                                      | 610,848   | 288,779        | 246,322                               | 17,712                         | 11,857                     | 13,409                  | 10,583  | 6,691    | 10,595    | 301                 | 4,599                         |
| Under 15 . . . . .                                      | 128,951   | 128,950        | -                                     | -                              | -                          | -                       | -       | -        | -         | -                   | 1                             |
| 15 - 19 . . . . .                                       | 50,715    | 50,214         | 137                                   | 41                             | 36                         | 174                     | 3       | 1        | 14        | 5                   | 90                            |
| 20 - 24 . . . . .                                       | 46,871    | 40,969         | 2,027                                 | 709                            | 800                        | 1,480                   | 4       | 27       | 236       | 42                  | 577                           |
| 25 - 29 . . . . .                                       | 45,589    | 26,874         | 10,391                                | 2,367                          | 1,986                      | 2,090                   | 47      | 196      | 825       | 50                  | 763                           |
| 30 - 34 . . . . .                                       | 52,182    | 15,917         | 25,518                                | 3,239                          | 2,174                      | 2,259                   | 104     | 628      | 1,420     | 50                  | 873                           |
| 35 - 39 . . . . .                                       | 44,241    | 7,882          | 27,636                                | 2,460                          | 1,513                      | 1,664                   | 147     | 846      | 1,522     | 35                  | 536                           |
| 40 - 44 . . . . .                                       | 45,150    | 5,451          | 31,274                                | 2,196                          | 1,258                      | 1,488                   | 277     | 1,082    | 1,658     | 29                  | 437                           |
| 45 - 49 . . . . .                                       | 49,800    | 4,768          | 36,430                                | 2,208                          | 1,233                      | 1,404                   | 476     | 1,264    | 1,563     | 28                  | 426                           |
| 50 - 54 . . . . .                                       | 42,996    | 3,141          | 33,056                                | 1,566                          | 973                        | 1,028                   | 680     | 925      | 1,295     | 28                  | 304                           |
| 55 - 59 . . . . .                                       | 35,713    | 1,819          | 28,551                                | 1,227                          | 680                        | 752                     | 933     | 706      | 805       | 15                  | 225                           |
| 60 - 64 . . . . .                                       | 27,143    | 1,178          | 21,951                                | 751                            | 487                        | 467                     | 1,170   | 449      | 543       | 9                   | 138                           |
| 65 - 69 . . . . .                                       | 15,846    | 657            | 12,470                                | 369                            | 271                        | 244                     | 1,283   | 226      | 296       | 4                   | 26                            |
| 70 - 74 . . . . .                                       | 10,986    | 406            | 8,099                                 | 253                            | 208                        | 160                     | 1,494   | 164      | 195       | 1                   | 6                             |
| 75+ . . . . .   | 14,292    | 481            | 8,745                                 | 315                            | 233                        | 190                     | 3,947   | 164      | 202       | 5                   | 10                            |
| Not stated . . . . .                                    | 373       | 72             | 37                                    | 11                             | 5                          | 9                       | 18      | 13       | 21        | -                   | 187                           |
| Female  |           |                |                                       |                                |                            |                         |         |          |           |                     |                               |
| All ages . . . . .                                      | 625,969   | 238,077        | 245,819                               | 17,699                         | 11,870                     | 13,651                  | 69,392  | 8,623    | 15,119    | 3,547               | 2,172                         |
| Under 15 . . . . .                                      | 126,781   | 126,762        | -                                     | 6                              | -                          | 7                       | -       | -        | 2         | 3                   | 1                             |
| 15 - 19 . . . . .                                       | 50,293    | 46,577         | 1,048                                 | 661                            | 380                        | 1,134                   | 6       | 8        | 143       | 280                 | 56                            |
| 20 - 24 . . . . .                                       | 45,800    | 28,141         | 9,371                                 | 2,268                          | 1,892                      | 2,254                   | 55      | 149      | 851       | 600                 | 219                           |
| 25 - 29 . . . . .                                       | 45,348    | 12,532         | 22,519                                | 3,072                          | 2,161                      | 2,037                   | 149     | 535      | 1,475     | 556                 | 312                           |
| 30 - 34 . . . . .                                       | 51,247    | 5,455          | 34,846                                | 2,766                          | 1,939                      | 2,078                   | 467     | 1,028    | 1,920     | 439                 | 309                           |
| 35 - 39 . . . . .                                       | 43,556    | 2,730          | 31,715                                | 2,079                          | 1,354                      | 1,436                   | 904     | 1,014    | 1,721     | 326                 | 277                           |
| 40 - 44 . . . . .                                       | 44,236    | 2,325          | 32,239                                | 1,850                          | 1,120                      | 1,314                   | 1,916   | 1,244    | 1,701     | 289                 | 238                           |
| 45 - 49 . . . . .                                       | 49,541    | 2,851          | 34,994                                | 1,688                          | 1,055                      | 1,289                   | 3,818   | 1,393    | 2,041     | 259                 | 153                           |
| 50 - 54 . . . . .                                       | 43,341    | 2,871          | 28,614                                | 1,246                          | 731                        | 862                     | 5,857   | 1,110    | 1,719     | 197                 | 134                           |
| 55 - 59 . . . . .                                       | 37,341    | 2,899          | 21,575                                | 896                            | 536                        | 540                     | 8,256   | 849      | 1,503     | 162                 | 125                           |
| 60 - 64 . . . . .                                       | 30,199    | 2,255          | 14,281                                | 586                            | 347                        | 336                     | 10,526  | 552      | 1,024     | 146                 | 146                           |
| 65 - 69 . . . . .                                       | 19,593    | 1,067          | 7,354                                 | 251                            | 155                        | 160                     | 9,651   | 316      | 489       | 97                  | 53                            |
| 70 - 74 . . . . .                                       | 14,389    | 604            | 4,067                                 | 139                            | 119                        | 94                      | 8,839   | 174      | 274       | 72                  | 7                             |
| 75+ . . . . .   | 24,058    | 984            | 3,167                                 | 181                            | 79                         | 106                     | 18,901  | 244      | 247       | 120                 | 29                            |
| Not stated . . . . .                                    | 246       | 24             | 29                                    | 10                             | 2                          | 4                       | 47      | 7        | 9         | 1                   | 113                           |

(1) Comprising mostly residents of institutions and collective quarters.

Table D3 - Resident population by geographical district, marital status, age and sex

| Country, Geographical District,<br>Age in years and Sex | Total     | Marital status |                                       |                                |                            |                         |         |          |           |                     |                               |
|---|-----------|----------------|---------------------------------------|--------------------------------|----------------------------|-------------------------|---------|----------|-----------|---------------------|-------------------------------|
|   |           | Single         | Married<br>religiously<br>and civilly | Married<br>religiously<br>only | Married<br>civilly<br>only | Consensually<br>married | Widowed | Divorced | Separated | Unmarried<br>parent | Other and<br>Not<br>stated(1) |
| ISLAND OF MAURITIUS                                     |           |                |                                       |                                |                            |                         |         |          |           |                     |                               |
| Both sexes  |           |                |                                       |                                |                            |                         |         |          |           |                     |                               |
| All ages . . . . .                                      | 1,196,383 | 507,512        | 482,747                               | 35,287                         | 20,833                     | 23,355                  | 78,134  | 14,892   | 24,301    | 2,686               | 6,636                         |
| Under 15 . . . . .                                      | 243,934   | 243,916        | -                                     | 6                              | -                          | 6                       | -       | -        | 2         | 2                   | 2                             |
| 15 - 19 . . . . .                                       | 97,437    | 93,533         | 1,177                                 | 700                            | 393                        | 1,122                   | 8       | 9        | 142       | 213                 | 140                           |
| 20 - 24 . . . . .                                       | 89,719    | 67,293         | 11,302                                | 2,969                          | 2,466                      | 3,219                   | 58      | 168      | 1,004     | 487                 | 753                           |
| 25 - 29 . . . . .                                       | 87,746    | 38,396         | 32,459                                | 5,430                          | 3,545                      | 3,445                   | 186     | 716      | 2,109     | 400                 | 1,060                         |
| 30 - 34 . . . . .                                       | 100,036   | 20,828         | 59,385                                | 5,990                          | 3,432                      | 3,634                   | 550     | 1,615    | 3,121     | 312                 | 1,169                         |
| 35 - 39 . . . . .                                       | 85,037    | 10,314         | 58,222                                | 4,524                          | 2,412                      | 2,679                   | 1,024   | 1,803    | 3,055     | 203                 | 801                           |
| 40 - 44 . . . . .                                       | 86,885    | 7,575          | 62,342                                | 4,032                          | 2,063                      | 2,440                   | 2,139   | 2,262    | 3,175     | 197                 | 660                           |
| 45 - 49 . . . . .                                       | 97,019    | 7,449          | 70,182                                | 3,881                          | 2,075                      | 2,423                   | 4,219   | 2,581    | 3,441     | 195                 | 573                           |
| 50 - 54 . . . . .                                       | 84,186    | 5,916          | 60,336                                | 2,802                          | 1,553                      | 1,689                   | 6,415   | 1,979    | 2,893     | 176                 | 427                           |
| 55 - 59 . . . . .                                       | 71,491    | 4,678          | 49,165                                | 2,110                          | 1,122                      | 1,149                   | 9,032   | 1,515    | 2,221     | 156                 | 343                           |
| 60 - 64 . . . . .                                       | 56,151    | 3,400          | 35,525                                | 1,331                          | 784                        | 719                     | 11,496  | 982      | 1,512     | 123                 | 279                           |
| 65 - 69 . . . . .                                       | 34,381    | 1,697          | 19,263                                | 616                            | 383                        | 344                     | 10,666  | 521      | 742       | 71                  | 78                            |
| 70 - 74 . . . . .                                       | 24,522    | 991            | 11,752                                | 389                            | 307                        | 218                     | 10,037  | 325      | 438       | 52                  | 13                            |
| 75+ . . . . .   | 37,246    | 1,437          | 11,574                                | 489                            | 293                        | 255                     | 22,246  | 396      | 419       | 98                  | 39                            |
| Not stated . . . . .                                    | 593       | 89             | 63                                    | 18                             | 5                          | 13                      | 58      | 20       | 27        | 1                   | 299                           |
| Male  |           |                |                                       |                                |                            |                         |         |          |           |                     |                               |
| All ages . . . . .                                      | 590,944   | 278,174        | 241,606                               | 17,649                         | 10,419                     | 11,560                  | 10,223  | 6,515    | 10,024    | 271                 | 4,503                         |
| Under 15 . . . . .                                      | 123,002   | 123,001        | -                                     | -                              | -                          | -                       | -       | -        | -         | -                   | 1                             |
| 15 - 19 . . . . .                                       | 48,975    | 48,500         | 135                                   | 41                             | 36                         | 157                     | 3       | 1        | 13        | 4                   | 85                            |
| 20 - 24 . . . . .                                       | 45,433    | 39,822         | 2,010                                 | 705                            | 756                        | 1,306                   | 4       | 27       | 217       | 40                  | 546                           |
| 25 - 29 . . . . .                                       | 44,037    | 26,119         | 10,258                                | 2,363                          | 1,747                      | 1,754                   | 46      | 194      | 756       | 47                  | 753                           |
| 30 - 34 . . . . .                                       | 50,524    | 15,517         | 25,127                                | 3,233                          | 1,820                      | 1,864                   | 101     | 617      | 1,341     | 41                  | 863                           |
| 35 - 39 . . . . .                                       | 42,879    | 7,671          | 27,092                                | 2,455                          | 1,263                      | 1,429                   | 144     | 820      | 1,449     | 30                  | 526                           |
| 40 - 44 . . . . .                                       | 43,929    | 5,300          | 30,712                                | 2,188                          | 1,080                      | 1,295                   | 266     | 1,059    | 1,575     | 26                  | 428                           |
| 45 - 49 . . . . .                                       | 48,658    | 4,634          | 35,815                                | 2,200                          | 1,111                      | 1,251                   | 465     | 1,236    | 1,499     | 26                  | 421                           |
| 50 - 54 . . . . .                                       | 41,896    | 3,076          | 32,360                                | 1,560                          | 871                        | 914                     | 665     | 899      | 1,228     | 26                  | 297                           |
| 55 - 59 . . . . .                                       | 34,923    | 1,796          | 28,016                                | 1,221                          | 629                        | 662                     | 910     | 689      | 765       | 15                  | 220                           |
| 60 - 64 . . . . .                                       | 26,528    | 1,161          | 21,544                                | 745                            | 452                        | 414                     | 1,124   | 434      | 512       | 7                   | 135                           |
| 65 - 69 . . . . .                                       | 15,357    | 643            | 12,142                                | 367                            | 240                        | 203                     | 1,235   | 213      | 284       | 4                   | 26                            |
| 70 - 74 . . . . .                                       | 10,590    | 397            | 7,851                                 | 252                            | 191                        | 135                     | 1,425   | 154      | 178       | 1                   | 6                             |
| 75+ . . . . .   | 13,857    | 469            | 8,509                                 | 310                            | 219                        | 167                     | 3,822   | 159      | 188       | 4                   | 10                            |
| Not stated . . . . .                                    | 356       | 68             | 35                                    | 9                              | 4                          | 9                       | 13      | 13       | 19        | -                   | 186                           |
| Female  |           |                |                                       |                                |                            |                         |         |          |           |                     |                               |
| All ages . . . . .                                      | 605,439   | 229,338        | 241,141                               | 17,638                         | 10,414                     | 11,795                  | 67,911  | 8,377    | 14,277    | 2,415               | 2,133                         |
| Under 15 . . . . .                                      | 120,932   | 120,915        | -                                     | 6                              | -                          | 6                       | -       | -        | 2         | 2                   | 1                             |
| 15 - 19 . . . . .                                       | 48,462    | 45,033         | 1,042                                 | 659                            | 357                        | 965                     | 5       | 8        | 129       | 209                 | 55                            |
| 20 - 24 . . . . .                                       | 44,286    | 27,471         | 9,292                                 | 2,264                          | 1,710                      | 1,913                   | 54      | 141      | 787       | 447                 | 207                           |
| 25 - 29 . . . . .                                       | 43,709    | 12,277         | 22,201                                | 3,067                          | 1,798                      | 1,691                   | 140     | 522      | 1,353     | 353                 | 307                           |
| 30 - 34 . . . . .                                       | 49,512    | 5,311          | 34,258                                | 2,757                          | 1,612                      | 1,770                   | 449     | 998      | 1,780     | 271                 | 306                           |
| 35 - 39 . . . . .                                       | 42,158    | 2,643          | 31,130                                | 2,069                          | 1,149                      | 1,250                   | 880     | 983      | 1,606     | 173                 | 275                           |
| 40 - 44 . . . . .                                       | 42,956    | 2,275          | 31,630                                | 1,844                          | 983                        | 1,145                   | 1,873   | 1,203    | 1,600     | 171                 | 232                           |
| 45 - 49 . . . . .                                       | 48,361    | 2,815          | 34,367                                | 1,681                          | 964                        | 1,172                   | 3,754   | 1,345    | 1,942     | 169                 | 152                           |
| 50 - 54 . . . . .                                       | 42,290    | 2,840          | 27,976                                | 1,242                          | 682                        | 775                     | 5,750   | 1,080    | 1,665     | 150                 | 130                           |
| 55 - 59 . . . . .                                       | 36,568    | 2,882          | 21,149                                | 889                            | 493                        | 487                     | 8,122   | 826      | 1,456     | 141                 | 123                           |
| 60 - 64 . . . . .                                       | 29,623    | 2,239          | 13,981                                | 586                            | 332                        | 305                     | 10,372  | 548      | 1,000     | 116                 | 144                           |
| 65 - 69 . . . . .                                       | 19,024    | 1,054          | 7,121                                 | 249                            | 143                        | 141                     | 9,431   | 308      | 458       | 67                  | 52                            |
| 70 - 74 . . . . .                                       | 13,932    | 594            | 3,901                                 | 137                            | 116                        | 83                      | 8,612   | 171      | 260       | 51                  | 7                             |
| 75+ . . . . .   | 23,389    | 968            | 3,065                                 | 179                            | 74                         | 88                      | 18,424  | 237      | 231       | 94                  | 29                            |
| Not stated . . . . .                                    | 237       | 21             | 28                                    | 9                              | 1                          | 4                       | 45      | 7        | 8         | 1                   | 113                           |

(1) Comprising mostly residents of institutions and collective quarters.



Table D3 - Resident population by geographical district, marital status, age and sex

| Country, Geographical District,<br>Age in years and Sex | Total   | Marital status |                                       |                                |                            |                         |         |          |           |                     | Other and<br>Not<br>stated(1) |
|---|---------|----------------|---------------------------------------|--------------------------------|----------------------------|-------------------------|---------|----------|-----------|---------------------|-------------------------------|
|   |         | Single         | Married<br>religiously<br>and civilly | Married<br>religiously<br>only | Married<br>civilly<br>only | Consensually<br>married | Widowed | Divorced | Separated | Unmarried<br>parent |                               |
| PORT LOUIS DISTRICT                                     |         |                |                                       |                                |                            |                         |         |          |           |                     |                               |
| Both sexes  |         |                |                                       |                                |                            |                         |         |          |           |                     |                               |
| All ages . . . . .                                      | 118,431 | 51,339         | 40,640                                | 6,858                          | 2,529                      | 2,948                   | 8,332   | 1,578    | 3,010     | 450                 | 747                           |
| Under 15 . . . . .                                      | 24,453  | 24,448         | -                                     | 4                              | -                          | -                       | -       | -        | -         | 1                   | -                             |
| 15 - 19 . . . . .                                       | 10,043  | 9,529          | 82                                    | 157                            | 48                         | 142                     | 1       | 1        | 26        | 30                  | 27                            |
| 20 - 24 . . . . .                                       | 9,441   | 6,771          | 894                                   | 679                            | 287                        | 446                     | 10      | 21       | 142       | 81                  | 110                           |
| 25 - 29 . . . . .                                       | 8,113   | 3,304          | 2,330                                 | 1,101                          | 410                        | 428                     | 17      | 70       | 273       | 73                  | 107                           |
| 30 - 34 . . . . .                                       | 8,672   | 1,836          | 4,057                                 | 1,182                          | 389                        | 408                     | 71      | 161      | 391       | 50                  | 127                           |
| 35 - 39 . . . . .                                       | 7,686   | 1,089          | 4,331                                 | 872                            | 268                        | 337                     | 92      | 207      | 364       | 45                  | 81                            |
| 40 - 44 . . . . .                                       | 7,915   | 847            | 4,893                                 | 741                            | 241                        | 283                     | 210     | 220      | 392       | 27                  | 61                            |
| 45 - 49 . . . . .                                       | 9,763   | 971            | 6,164                                 | 757                            | 303                        | 315                     | 408     | 293      | 434       | 44                  | 74                            |
| 50 - 54 . . . . .                                       | 8,438   | 803            | 5,500                                 | 534                            | 200                        | 198                     | 576     | 216      | 331       | 22                  | 58                            |
| 55 - 59 . . . . .                                       | 7,123   | 617            | 4,529                                 | 386                            | 126                        | 151                     | 824     | 156      | 278       | 29                  | 27                            |
| 60 - 64 . . . . .                                       | 5,562   | 446            | 3,299                                 | 191                            | 104                        | 105                     | 1,108   | 102      | 169       | 15                  | 23                            |
| 65 - 69 . . . . .                                       | 3,656   | 250            | 1,905                                 | 99                             | 48                         | 41                      | 1,160   | 47       | 90        | 12                  | 4                             |
| 70 - 74 . . . . .                                       | 2,956   | 172            | 1,353                                 | 78                             | 50                         | 37                      | 1,165   | 34       | 54        | 9                   | 4                             |
| 75+ . . . . .   | 4,491   | 221            | 1,289                                 | 74                             | 55                         | 49                      | 2,680   | 47       | 62        | 12                  | 2                             |
| Not stated . . . . .                                    | 119     | 35             | 14                                    | 3                              | -                          | 8                       | 10      | 3        | 4         | -                   | 42                            |
| Male  |         |                |                                       |                                |                            |                         |         |          |           |                     |                               |
| All ages . . . . .                                      | 58,615  | 28,417         | 20,271                                | 3,468                          | 1,265                      | 1,462                   | 1,241   | 682      | 1,193     | 52                  | 564                           |
| Under 15 . . . . .                                      | 12,360  | 12,360         | -                                     | -                              | -                          | -                       | -       | -        | -         | -                   | -                             |
| 15 - 19 . . . . .                                       | 5,011   | 4,945          | 9                                     | 15                             | 4                          | 19                      | -       | -        | 1         | 1                   | 17                            |
| 20 - 24 . . . . .                                       | 4,985   | 4,213          | 176                                   | 185                            | 100                        | 186                     | 1       | 3        | 27        | 10                  | 84                            |
| 25 - 29 . . . . .                                       | 4,188   | 2,315          | 739                                   | 501                            | 196                        | 228                     | 3       | 20       | 94        | 8                   | 84                            |
| 30 - 34 . . . . .                                       | 4,504   | 1,395          | 1,734                                 | 632                            | 214                        | 206                     | 12      | 53       | 144       | 6                   | 108                           |
| 35 - 39 . . . . .                                       | 3,910   | 798            | 1,939                                 | 484                            | 130                        | 192                     | 21      | 96       | 175       | 5                   | 70                            |
| 40 - 44 . . . . .                                       | 3,905   | 580            | 2,317                                 | 403                            | 120                        | 140                     | 26      | 88       | 178       | 4                   | 49                            |
| 45 - 49 . . . . .                                       | 4,818   | 637            | 3,006                                 | 425                            | 158                        | 157                     | 51      | 141      | 184       | 7                   | 52                            |
| 50 - 54 . . . . .                                       | 4,296   | 438            | 2,938                                 | 313                            | 127                        | 106                     | 74      | 108      | 144       | 4                   | 44                            |
| 55 - 59 . . . . .                                       | 3,469   | 279            | 2,529                                 | 231                            | 66                         | 80                      | 91      | 73       | 99        | 5                   | 16                            |
| 60 - 64 . . . . .                                       | 2,606   | 177            | 1,923                                 | 112                            | 53                         | 62                      | 147     | 50       | 67        | -                   | 15                            |
| 65 - 69 . . . . .                                       | 1,558   | 99             | 1,136                                 | 64                             | 32                         | 25                      | 147     | 19       | 36        | -                   | -                             |
| 70 - 74 . . . . .                                       | 1,261   | 72             | 873                                   | 50                             | 29                         | 25                      | 176     | 14       | 19        | -                   | 3                             |
| 75+ . . . . .   | 1,668   | 80             | 944                                   | 51                             | 36                         | 30                      | 487     | 15       | 22        | 2                   | 1                             |
| Not stated . . . . .                                    | 76      | 29             | 8                                     | 2                              | -                          | 6                       | 5       | 2        | 3         | -                   | 21                            |
| Female  |         |                |                                       |                                |                            |                         |         |          |           |                     |                               |
| All ages . . . . .                                      | 59,816  | 22,922         | 20,369                                | 3,390                          | 1,264                      | 1,486                   | 7,091   | 896      | 1,817     | 398                 | 183                           |
| Under 15 . . . . .                                      | 12,093  | 12,088         | -                                     | 4                              | -                          | -                       | -       | -        | -         | 1                   | -                             |
| 15 - 19 . . . . .                                       | 5,032   | 4,584          | 73                                    | 142                            | 44                         | 123                     | 1       | 1        | 25        | 29                  | 10                            |
| 20 - 24 . . . . .                                       | 4,456   | 2,558          | 718                                   | 494                            | 187                        | 260                     | 9       | 18       | 115       | 71                  | 26                            |
| 25 - 29 . . . . .                                       | 3,925   | 989            | 1,591                                 | 600                            | 214                        | 200                     | 14      | 50       | 179       | 65                  | 23                            |
| 30 - 34 . . . . .                                       | 4,168   | 441            | 2,323                                 | 550                            | 175                        | 202                     | 59      | 108      | 247       | 44                  | 19                            |
| 35 - 39 . . . . .                                       | 3,776   | 291            | 2,392                                 | 388                            | 138                        | 145                     | 71      | 111      | 189       | 40                  | 11                            |
| 40 - 44 . . . . .                                       | 4,010   | 267            | 2,576                                 | 338                            | 121                        | 143                     | 184     | 132      | 214       | 23                  | 12                            |
| 45 - 49 . . . . .                                       | 4,945   | 334            | 3,158                                 | 332                            | 145                        | 158                     | 357     | 152      | 250       | 37                  | 22                            |
| 50 - 54 . . . . .                                       | 4,142   | 365            | 2,562                                 | 221                            | 73                         | 92                      | 502     | 108      | 187       | 18                  | 14                            |
| 55 - 59 . . . . .                                       | 3,654   | 338            | 2,000                                 | 155                            | 60                         | 71                      | 733     | 83       | 179       | 24                  | 11                            |
| 60 - 64 . . . . .                                       | 2,956   | 269            | 1,376                                 | 79                             | 51                         | 43                      | 961     | 52       | 102       | 15                  | 8                             |
| 65 - 69 . . . . .                                       | 2,098   | 151            | 769                                   | 35                             | 16                         | 16                      | 1,013   | 28       | 54        | 12                  | 4                             |
| 70 - 74 . . . . .                                       | 1,695   | 100            | 480                                   | 28                             | 21                         | 12                      | 989     | 20       | 35        | 9                   | 1                             |
| 75+ . . . . .   | 2,823   | 141            | 345                                   | 23                             | 19                         | 19                      | 2,193   | 32       | 40        | 10                  | 1                             |
| Not stated . . . . .                                    | 43      | 6              | 6                                     | 1                              | -                          | 2                       | 5       | 1        | 1         | -                   | 21                            |

(1) Comprising mostly residents of institutions and collective quarters.

Table D3 - Resident population by geographical district, marital status, age and sex

| Country, Geographical District,<br>Age in years and Sex | Total   | Marital status |                                       |                                |                            |                         |         |          |           |                     |                               |
|---|---------|----------------|---------------------------------------|--------------------------------|----------------------------|-------------------------|---------|----------|-----------|---------------------|-------------------------------|
|   |         | Single         | Married<br>religiously<br>and civilly | Married<br>religiously<br>only | Married<br>civilly<br>only | Consensually<br>married | Widowed | Divorced | Separated | Unmarried<br>parent | Other and<br>Not<br>stated(1) |
| <b>PAMPLEMOUSSES DISTRICT</b>                           |         |                |                                       |                                |                            |                         |         |          |           |                     |                               |
| Both sexes  |         |                |                                       |                                |                            |                         |         |          |           |                     |                               |
| All ages . . . . .                                      | 136,268 | 58,878         | 55,156                                | 3,977                          | 2,312                      | 2,652                   | 8,318   | 1,494    | 2,805     | 231                 | 445                           |
| Under 15. . . . .                                       | 29,181  | 29,179         | -                                     | 1                              | -                          | 1                       | -       | -        | -         | -                   | -                             |
| 15 - 19 . . . . .                                       | 11,276  | 10,799         | 155                                   | 57                             | 40                         | 160                     | 4       | 1        | 24        | 27                  | 9                             |
| 20 - 24 . . . . .                                       | 10,546  | 7,838          | 1,431                                 | 346                            | 273                        | 389                     | 11      | 30       | 128       | 46                  | 54                            |
| 25 - 29 . . . . .                                       | 10,526  | 4,476          | 4,128                                 | 666                            | 362                        | 402                     | 29      | 90       | 283       | 29                  | 61                            |
| 30 - 34 . . . . .                                       | 12,000  | 2,426          | 7,205                                 | 738                            | 404                        | 461                     | 75      | 193      | 414       | 30                  | 54                            |
| 35 - 39 . . . . .                                       | 10,187  | 1,207          | 7,030                                 | 552                            | 282                        | 324                     | 154     | 200      | 381       | 19                  | 38                            |
| 40 - 44 . . . . .                                       | 10,071  | 802            | 7,349                                 | 433                            | 241                        | 297                     | 288     | 231      | 369       | 22                  | 39                            |
| 45 - 49 . . . . .                                       | 10,676  | 670            | 7,929                                 | 408                            | 244                        | 238                     | 544     | 227      | 358       | 10                  | 48                            |
| 50 - 54 . . . . .                                       | 9,251   | 522            | 6,804                                 | 288                            | 142                        | 145                     | 818     | 187      | 294       | 8                   | 43                            |
| 55 - 59 . . . . .                                       | 7,923   | 388            | 5,618                                 | 214                            | 123                        | 108                     | 1,043   | 145      | 226       | 16                  | 42                            |
| 60 - 64 . . . . .                                       | 5,963   | 315            | 3,800                                 | 132                            | 94                         | 61                      | 1,262   | 92       | 160       | 10                  | 37                            |
| 65 - 69 . . . . .                                       | 3,391   | 130            | 1,838                                 | 64                             | 45                         | 37                      | 1,126   | 44       | 91        | 5                   | 11                            |
| 70 - 74 . . . . .                                       | 2,109   | 44             | 954                                   | 31                             | 31                         | 16                      | 961     | 26       | 42        | 3                   | 1                             |
| 75+. . . . .  | 3,113   | 74             | 891                                   | 40                             | 31                         | 11                      | 1,997   | 27       | 32        | 6                   | 4                             |
| Not stated. . . . .                                     | 55      | 8              | 24                                    | 7                              | -                          | 2                       | 6       | 1        | 3         | -                   | 4                             |
| Male  |         |                |                                       |                                |                            |                         |         |          |           |                     |                               |
| All ages . . . . .                                      | 67,898  | 32,490         | 27,730                                | 2,072                          | 1,151                      | 1,318                   | 1,078   | 629      | 1,167     | 16                  | 247                           |
| Under 15. . . . .                                       | 14,723  | 14,723         | -                                     | -                              | -                          | -                       | -       | -        | -         | -                   | -                             |
| 15 - 19 . . . . .                                       | 5,666   | 5,615          | 16                                    | 5                              | 2                          | 22                      | 2       | -        | 1         | -                   | 3                             |
| 20 - 24 . . . . .                                       | 5,342   | 4,711          | 255                                   | 71                             | 85                         | 155                     | -       | 3        | 28        | 1                   | 33                            |
| 25 - 29 . . . . .                                       | 5,296   | 3,145          | 1,299                                 | 305                            | 172                        | 200                     | 9       | 26       | 110       | 1                   | 29                            |
| 30 - 34 . . . . .                                       | 6,060   | 1,773          | 3,104                                 | 398                            | 218                        | 261                     | 17      | 70       | 182       | 3                   | 34                            |
| 35 - 39 . . . . .                                       | 5,273   | 924            | 3,390                                 | 332                            | 136                        | 179                     | 18      | 98       | 178       | 2                   | 16                            |
| 40 - 44 . . . . .                                       | 5,124   | 586            | 3,641                                 | 268                            | 123                        | 159                     | 38      | 98       | 187       | 2                   | 22                            |
| 45 - 49 . . . . .                                       | 5,332   | 405            | 4,090                                 | 240                            | 144                        | 121                     | 53      | 93       | 153       | -                   | 33                            |
| 50 - 54 . . . . .                                       | 4,575   | 258            | 3,671                                 | 169                            | 80                         | 86                      | 80      | 83       | 120       | 3                   | 25                            |
| 55 - 59 . . . . .                                       | 3,917   | 123            | 3,283                                 | 129                            | 63                         | 60                      | 95      | 64       | 73        | -                   | 27                            |
| 60 - 64 . . . . .                                       | 2,896   | 103            | 2,385                                 | 74                             | 56                         | 36                      | 122     | 40       | 60        | 3                   | 17                            |
| 65 - 69 . . . . .                                       | 1,563   | 48             | 1,254                                 | 36                             | 30                         | 19                      | 121     | 19       | 31        | 1                   | 4                             |
| 70 - 74 . . . . .                                       | 922     | 21             | 665                                   | 18                             | 16                         | 12                      | 153     | 18       | 19        | -                   | -                             |
| 75+. . . . .  | 1,177   | 49             | 662                                   | 25                             | 26                         | 8                       | 368     | 16       | 22        | -                   | 1                             |
| Not stated. . . . .                                     | 32      | 6              | 15                                    | 2                              | -                          | -                       | 2       | 1        | 3         | -                   | 3                             |
| Female  |         |                |                                       |                                |                            |                         |         |          |           |                     |                               |
| All ages . . . . .                                      | 68,370  | 26,388         | 27,426                                | 1,905                          | 1,161                      | 1,334                   | 7,240   | 865      | 1,638     | 215                 | 198                           |
| Under 15. . . . .                                       | 14,458  | 14,456         | -                                     | 1                              | -                          | 1                       | -       | -        | -         | -                   | -                             |
| 15 - 19 . . . . .                                       | 5,610   | 5,184          | 139                                   | 52                             | 38                         | 138                     | 2       | 1        | 23        | 27                  | 6                             |
| 20 - 24 . . . . .                                       | 5,204   | 3,127          | 1,176                                 | 275                            | 188                        | 234                     | 11      | 27       | 100       | 45                  | 21                            |
| 25 - 29 . . . . .                                       | 5,230   | 1,331          | 2,829                                 | 361                            | 190                        | 202                     | 20      | 64       | 173       | 28                  | 32                            |
| 30 - 34 . . . . .                                       | 5,940   | 653            | 4,101                                 | 340                            | 186                        | 200                     | 58      | 123      | 232       | 27                  | 20                            |
| 35 - 39 . . . . .                                       | 4,914   | 283            | 3,640                                 | 220                            | 146                        | 145                     | 136     | 102      | 203       | 17                  | 22                            |
| 40 - 44 . . . . .                                       | 4,947   | 216            | 3,708                                 | 165                            | 118                        | 138                     | 250     | 133      | 182       | 20                  | 17                            |
| 45 - 49 . . . . .                                       | 5,344   | 265            | 3,839                                 | 168                            | 100                        | 117                     | 491     | 134      | 205       | 10                  | 15                            |
| 50 - 54 . . . . .                                       | 4,676   | 264            | 3,133                                 | 119                            | 62                         | 59                      | 738     | 104      | 174       | 5                   | 18                            |
| 55 - 59 . . . . .                                       | 4,006   | 265            | 2,335                                 | 85                             | 60                         | 48                      | 948     | 81       | 153       | 16                  | 15                            |
| 60 - 64 . . . . .                                       | 3,067   | 212            | 1,415                                 | 58                             | 38                         | 25                      | 1,140   | 52       | 100       | 7                   | 20                            |
| 65 - 69 . . . . .                                       | 1,828   | 82             | 584                                   | 28                             | 15                         | 18                      | 1,005   | 25       | 60        | 4                   | 7                             |
| 70 - 74 . . . . .                                       | 1,187   | 23             | 289                                   | 13                             | 15                         | 4                       | 808     | 8        | 23        | 3                   | 1                             |
| 75+. . . . .  | 1,936   | 25             | 229                                   | 15                             | 5                          | 3                       | 1,629   | 11       | 10        | 6                   | 3                             |
| Not stated. . . . .                                     | 23      | 2              | 9                                     | 5                              | -                          | 2                       | 4       | -        | -         | -                   | 1                             |

(1) Comprising mostly residents of institutions and collective quarters.

Table D3 - Resident population by geographical district, marital status, age and sex

| Country, Geographical District,<br>Age in years and Sex | Total   | Marital status |                                       |                                |                            |                         |         |          |           |                     |                               |
|---|---------|----------------|---------------------------------------|--------------------------------|----------------------------|-------------------------|---------|----------|-----------|---------------------|-------------------------------|
|   |         | Single         | Married<br>religiously<br>and civilly | Married<br>religiously<br>only | Married<br>civilly<br>only | Consensually<br>married | Widowed | Divorced | Separated | Unmarried<br>parent | Other and<br>Not<br>stated(1) |
| <b>R. DU REMPART DISTRICT</b>                           |         |                |                                       |                                |                            |                         |         |          |           |                     |                               |
| Both sexes  |         |                |                                       |                                |                            |                         |         |          |           |                     |                               |
| All ages . . . . .                                      | 106,267 | 45,247         | 45,626                                | 2,645                          | 1,321                      | 1,415                   | 6,728   | 1,067    | 1,937     | 132                 | 149                           |
| Under 15. . . . .                                       | 22,394  | 22,391         | -                                     | -                              | -                          | 1                       | -       | -        | -         | -                   | 2                             |
| 15 - 19 . . . . .                                       | 8,816   | 8,475          | 163                                   | 55                             | 24                         | 79                      | 1       | -        | 10        | 6                   | 3                             |
| 20 - 24 . . . . .                                       | 7,792   | 5,851          | 1,242                                 | 221                            | 150                        | 199                     | 3       | 10       | 73        | 23                  | 20                            |
| 25 - 29 . . . . .                                       | 7,611   | 3,275          | 3,192                                 | 427                            | 205                        | 215                     | 27      | 55       | 166       | 17                  | 32                            |
| 30 - 34 . . . . .                                       | 9,352   | 1,830          | 6,121                                 | 474                            | 203                        | 244                     | 46      | 130      | 260       | 18                  | 26                            |
| 35 - 39 . . . . .                                       | 8,424   | 968            | 6,235                                 | 340                            | 189                        | 169                     | 119     | 147      | 235       | 9                   | 13                            |
| 40 - 44 . . . . .                                       | 8,217   | 594            | 6,357                                 | 288                            | 139                        | 144                     | 218     | 169      | 288       | 14                  | 6                             |
| 45 - 49 . . . . .                                       | 8,479   | 567            | 6,465                                 | 256                            | 134                        | 135                     | 439     | 200      | 274       | 5                   | 4                             |
| 50 - 54 . . . . .                                       | 7,135   | 466            | 5,287                                 | 192                            | 93                         | 98                      | 621     | 137      | 219       | 13                  | 9                             |
| 55 - 59 . . . . .                                       | 6,127   | 362            | 4,252                                 | 173                            | 69                         | 62                      | 898     | 101      | 192       | 12                  | 6                             |
| 60 - 64 . . . . .                                       | 4,821   | 257            | 3,087                                 | 111                            | 49                         | 31                      | 1,114   | 58       | 104       | 6                   | 4                             |
| 65 - 69 . . . . .                                       | 2,875   | 119            | 1,602                                 | 48                             | 37                         | 14                      | 966     | 25       | 58        | 3                   | 3                             |
| 70 - 74 . . . . .                                       | 1,773   | 42             | 853                                   | 25                             | 18                         | 12                      | 775     | 13       | 34        | -                   | 1                             |
| 75+. . . . .  | 2,415   | 47             | 768                                   | 32                             | 10                         | 11                      | 1,501   | 19       | 21        | 6                   | -                             |
| Not stated. . . . .                                     | 36      | 3              | 2                                     | 3                              | 1                          | 1                       | -       | 3        | 3         | -                   | 20                            |
| Male  |         |                |                                       |                                |                            |                         |         |          |           |                     |                               |
| All ages . . . . .                                      | 52,672  | 24,970         | 22,785                                | 1,369                          | 652                        | 698                     | 807     | 474      | 812       | 12                  | 93                            |
| Under 15. . . . .                                       | 11,530  | 11,529         | -                                     | -                              | -                          | -                       | -       | -        | -         | -                   | 1                             |
| 15 - 19 . . . . .                                       | 4,399   | 4,359          | 20                                    | 3                              | 5                          | 7                       | 1       | -        | -         | -                   | 2                             |
| 20 - 24 . . . . .                                       | 3,862   | 3,441          | 216                                   | 53                             | 37                         | 81                      | -       | 3        | 16        | 1                   | 14                            |
| 25 - 29 . . . . .                                       | 3,810   | 2,284          | 972                                   | 229                            | 104                        | 111                     | 7       | 15       | 61        | 2                   | 25                            |
| 30 - 34 . . . . .                                       | 4,613   | 1,396          | 2,529                                 | 257                            | 110                        | 124                     | 12      | 53       | 116       | 3                   | 13                            |
| 35 - 39 . . . . .                                       | 4,250   | 719            | 2,929                                 | 207                            | 94                         | 99                      | 14      | 66       | 112       | -                   | 10                            |
| 40 - 44 . . . . .                                       | 4,209   | 415            | 3,235                                 | 150                            | 69                         | 73                      | 29      | 83       | 149       | 2                   | 4                             |
| 45 - 49 . . . . .                                       | 4,221   | 326            | 3,327                                 | 146                            | 75                         | 70                      | 44      | 98       | 133       | -                   | 2                             |
| 50 - 54 . . . . .                                       | 3,567   | 229            | 2,915                                 | 109                            | 48                         | 55                      | 62      | 59       | 80        | 3                   | 7                             |
| 55 - 59 . . . . .                                       | 2,926   | 109            | 2,475                                 | 90                             | 32                         | 39                      | 73      | 46       | 61        | -                   | 1                             |
| 60 - 64 . . . . .                                       | 2,267   | 73             | 1,924                                 | 60                             | 33                         | 15                      | 107     | 25       | 29        | -                   | 1                             |
| 65 - 69 . . . . .                                       | 1,295   | 44             | 1,060                                 | 29                             | 24                         | 9                       | 96      | 7        | 25        | 1                   | -                             |
| 70 - 74 . . . . .                                       | 776     | 23             | 595                                   | 15                             | 12                         | 7                       | 97      | 9        | 17        | -                   | 1                             |
| 75+. . . . .  | 921     | 20             | 586                                   | 19                             | 8                          | 7                       | 265     | 7        | 9         | -                   | -                             |
| Not stated. . . . .                                     | 26      | 3              | 2                                     | 2                              | 1                          | 1                       | -       | 3        | 2         | -                   | 12                            |
| Female  |         |                |                                       |                                |                            |                         |         |          |           |                     |                               |
| All ages . . . . .                                      | 53,595  | 20,277         | 22,841                                | 1,276                          | 669                        | 717                     | 5,921   | 593      | 1,125     | 120                 | 56                            |
| Under 15. . . . .                                       | 10,864  | 10,862         | -                                     | -                              | -                          | 1                       | -       | -        | -         | -                   | 1                             |
| 15 - 19 . . . . .                                       | 4,417   | 4,116          | 143                                   | 52                             | 19                         | 72                      | -       | -        | 8         | 6                   | 1                             |
| 20 - 24 . . . . .                                       | 3,930   | 2,410          | 1,026                                 | 168                            | 113                        | 118                     | 3       | 7        | 57        | 22                  | 6                             |
| 25 - 29 . . . . .                                       | 3,801   | 991            | 2,220                                 | 198                            | 101                        | 104                     | 20      | 40       | 105       | 15                  | 7                             |
| 30 - 34 . . . . .                                       | 4,739   | 434            | 3,592                                 | 217                            | 93                         | 120                     | 34      | 77       | 144       | 15                  | 13                            |
| 35 - 39 . . . . .                                       | 4,174   | 249            | 3,306                                 | 133                            | 95                         | 70                      | 105     | 81       | 123       | 9                   | 3                             |
| 40 - 44 . . . . .                                       | 4,008   | 179            | 3,122                                 | 138                            | 70                         | 71                      | 189     | 86       | 139       | 12                  | 2                             |
| 45 - 49 . . . . .                                       | 4,258   | 241            | 3,138                                 | 110                            | 59                         | 65                      | 395     | 102      | 141       | 5                   | 2                             |
| 50 - 54 . . . . .                                       | 3,568   | 237            | 2,372                                 | 83                             | 45                         | 43                      | 559     | 78       | 139       | 10                  | 2                             |
| 55 - 59 . . . . .                                       | 3,201   | 253            | 1,777                                 | 83                             | 37                         | 23                      | 825     | 55       | 131       | 12                  | 5                             |
| 60 - 64 . . . . .                                       | 2,554   | 184            | 1,163                                 | 51                             | 16                         | 16                      | 1,007   | 33       | 75        | 6                   | 3                             |
| 65 - 69 . . . . .                                       | 1,580   | 75             | 542                                   | 19                             | 13                         | 5                       | 870     | 18       | 33        | 2                   | 3                             |
| 70 - 74 . . . . .                                       | 997     | 19             | 258                                   | 10                             | 6                          | 5                       | 678     | 4        | 17        | -                   | -                             |
| 75+. . . . .  | 1,494   | 27             | 182                                   | 13                             | 2                          | 4                       | 1,236   | 12       | 12        | 6                   | -                             |
| Not stated. . . . .                                     | 10      | -              | -                                     | 1                              | -                          | -                       | -       | -        | 1         | -                   | 8                             |

(1) Comprising mostly residents of institutions and collective quarters.

Table D3 - Resident population by geographical district, marital status, age and sex

| Country, Geographical District,<br>Age in years and Sex | Total   | Marital status |                                       |                                |                            |                         |         |          |           |                     |                               |
|---|---------|----------------|---------------------------------------|--------------------------------|----------------------------|-------------------------|---------|----------|-----------|---------------------|-------------------------------|
|   |         | Single         | Married<br>religiously<br>and civilly | Married<br>religiously<br>only | Married<br>civilly<br>only | Consensually<br>married | Widowed | Divorced | Separated | Unmarried<br>parent | Other and<br>Not<br>stated(1) |
| FLACQ DISTRICT  |         |                |                                       |                                |                            |                         |         |          |           |                     |                               |
| Both sexes  |         |                |                                       |                                |                            |                         |         |          |           |                     |                               |
| All ages . . . . .                                      | 135,406 | 58,718         | 57,968                                | 3,407                          | 1,134                      | 1,672                   | 8,545   | 1,121    | 2,464     | 150                 | 227                           |
| Under 15. . . . .                                       | 30,296  | 30,295         | -                                     | -                              | -                          | 1                       | -       | -        | -         | -                   | -                             |
| 15 - 19 . . . . .                                       | 11,763  | 11,333         | 192                                   | 73                             | 37                         | 90                      | -       | 1        | 14        | 11                  | 12                            |
| 20 - 24 . . . . .                                       | 9,724   | 7,185          | 1,710                                 | 248                            | 174                        | 224                     | 10      | 13       | 91        | 30                  | 39                            |
| 25 - 29 . . . . .                                       | 9,612   | 3,826          | 4,480                                 | 499                            | 238                        | 223                     | 24      | 82       | 193       | 21                  | 26                            |
| 30 - 34 . . . . .                                       | 12,058  | 2,202          | 8,221                                 | 564                            | 198                        | 292                     | 89      | 151      | 309       | 9                   | 23                            |
| 35 - 39 . . . . .                                       | 10,457  | 1,069          | 7,953                                 | 425                            | 112                        | 227                     | 149     | 157      | 333       | 9                   | 23                            |
| 40 - 44 . . . . .                                       | 10,366  | 735            | 8,129                                 | 378                            | 104                        | 164                     | 279     | 210      | 342       | 12                  | 13                            |
| 45 - 49 . . . . .                                       | 10,455  | 635            | 8,113                                 | 380                            | 94                         | 161                     | 530     | 173      | 335       | 15                  | 19                            |
| 50 - 54 . . . . .                                       | 9,105   | 533            | 6,811                                 | 283                            | 73                         | 123                     | 814     | 127      | 310       | 10                  | 21                            |
| 55 - 59 . . . . .                                       | 7,466   | 407            | 5,250                                 | 254                            | 46                         | 68                      | 1,086   | 87       | 239       | 10                  | 19                            |
| 60 - 64 . . . . .                                       | 5,701   | 268            | 3,540                                 | 157                            | 30                         | 43                      | 1,389   | 63       | 181       | 12                  | 18                            |
| 65 - 69 . . . . .                                       | 3,285   | 117            | 1,774                                 | 51                             | 12                         | 31                      | 1,205   | 24       | 61        | 2                   | 8                             |
| 70 - 74 . . . . .                                       | 2,063   | 52             | 917                                   | 32                             | 11                         | 14                      | 994     | 9        | 29        | 5                   | -                             |
| 75+ . . . . .   | 3,045   | 59             | 878                                   | 63                             | 5                          | 11                      | 1,974   | 23       | 27        | 4                   | 1                             |
| Not stated. . . . .                                     | 10      | 2              | -                                     | -                              | -                          | -                       | 2       | 1        | -         | -                   | 5                             |
| Male  |         |                |                                       |                                |                            |                         |         |          |           |                     |                               |
| All ages . . . . .                                      | 67,156  | 32,530         | 28,901                                | 1,710                          | 569                        | 828                     | 990     | 488      | 1,008     | 15                  | 117                           |
| Under 15. . . . .                                       | 15,224  | 15,224         | -                                     | -                              | -                          | -                       | -       | -        | -         | -                   | -                             |
| 15 - 19 . . . . .                                       | 5,933   | 5,900          | 12                                    | 1                              | 2                          | 12                      | -       | -        | 2         | -                   | 4                             |
| 20 - 24 . . . . .                                       | 4,844   | 4,346          | 244                                   | 59                             | 52                         | 99                      | -       | 3        | 23        | 3                   | 15                            |
| 25 - 29 . . . . .                                       | 4,783   | 2,931          | 1,281                                 | 226                            | 119                        | 105                     | 12      | 25       | 66        | 5                   | 13                            |
| 30 - 34 . . . . .                                       | 6,115   | 1,854          | 3,444                                 | 312                            | 123                        | 154                     | 21      | 67       | 130       | 2                   | 8                             |
| 35 - 39 . . . . .                                       | 5,392   | 862            | 3,834                                 | 224                            | 62                         | 123                     | 24      | 75       | 176       | -                   | 12                            |
| 40 - 44 . . . . .                                       | 5,340   | 526            | 4,126                                 | 211                            | 56                         | 95                      | 34      | 109      | 173       | 2                   | 8                             |
| 45 - 49 . . . . .                                       | 5,290   | 376            | 4,284                                 | 206                            | 46                         | 84                      | 45      | 84       | 151       | 1                   | 13                            |
| 50 - 54 . . . . .                                       | 4,625   | 236            | 3,880                                 | 157                            | 38                         | 57                      | 70      | 52       | 121       | 1                   | 13                            |
| 55 - 59 . . . . .                                       | 3,621   | 116            | 3,069                                 | 143                            | 29                         | 42                      | 100     | 34       | 74        | -                   | 14                            |
| 60 - 64 . . . . .                                       | 2,666   | 73             | 2,276                                 | 88                             | 21                         | 19                      | 117     | 20       | 43        | -                   | 9                             |
| 65 - 69 . . . . .                                       | 1,419   | 44             | 1,162                                 | 28                             | 9                          | 20                      | 130     | 5        | 18        | -                   | 3                             |
| 70 - 74 . . . . .                                       | 845     | 18             | 635                                   | 18                             | 9                          | 9                       | 138     | 3        | 14        | 1                   | -                             |
| 75+ . . . . .   | 1,055   | 24             | 654                                   | 37                             | 3                          | 9                       | 299     | 11       | 17        | -                   | 1                             |
| Not stated. . . . .                                     | 4       | -              | -                                     | -                              | -                          | -                       | -       | -        | -         | -                   | 4                             |
| Female  |         |                |                                       |                                |                            |                         |         |          |           |                     |                               |
| All ages . . . . .                                      | 68,250  | 26,188         | 29,067                                | 1,697                          | 565                        | 844                     | 7,555   | 633      | 1,456     | 135                 | 110                           |
| Under 15. . . . .                                       | 15,072  | 15,071         | -                                     | -                              | -                          | 1                       | -       | -        | -         | -                   | -                             |
| 15 - 19 . . . . .                                       | 5,830   | 5,433          | 180                                   | 72                             | 35                         | 78                      | -       | 1        | 12        | 11                  | 8                             |
| 20 - 24 . . . . .                                       | 4,880   | 2,839          | 1,466                                 | 189                            | 122                        | 125                     | 10      | 10       | 68        | 27                  | 24                            |
| 25 - 29 . . . . .                                       | 4,829   | 895            | 3,199                                 | 273                            | 119                        | 118                     | 12      | 57       | 127       | 16                  | 13                            |
| 30 - 34 . . . . .                                       | 5,943   | 348            | 4,777                                 | 252                            | 75                         | 138                     | 68      | 84       | 179       | 7                   | 15                            |
| 35 - 39 . . . . .                                       | 5,065   | 207            | 4,119                                 | 201                            | 50                         | 104                     | 125     | 82       | 157       | 9                   | 11                            |
| 40 - 44 . . . . .                                       | 5,026   | 209            | 4,003                                 | 167                            | 48                         | 69                      | 245     | 101      | 169       | 10                  | 5                             |
| 45 - 49 . . . . .                                       | 5,165   | 259            | 3,829                                 | 174                            | 48                         | 77                      | 485     | 89       | 184       | 14                  | 6                             |
| 50 - 54 . . . . .                                       | 4,480   | 297            | 2,931                                 | 126                            | 35                         | 66                      | 744     | 75       | 189       | 9                   | 8                             |
| 55 - 59 . . . . .                                       | 3,845   | 291            | 2,181                                 | 111                            | 17                         | 26                      | 986     | 53       | 165       | 10                  | 5                             |
| 60 - 64 . . . . .                                       | 3,035   | 195            | 1,264                                 | 69                             | 9                          | 24                      | 1,272   | 43       | 138       | 12                  | 9                             |
| 65 - 69 . . . . .                                       | 1,866   | 73             | 612                                   | 23                             | 3                          | 11                      | 1,075   | 19       | 43        | 2                   | 5                             |
| 70 - 74 . . . . .                                       | 1,218   | 34             | 282                                   | 14                             | 2                          | 5                       | 856     | 6        | 15        | 4                   | -                             |
| 75+ . . . . .   | 1,990   | 35             | 224                                   | 26                             | 2                          | 2                       | 1,675   | 12       | 10        | 4                   | -                             |
| Not stated. . . . .                                     | 6       | 2              | -                                     | -                              | -                          | -                       | 2       | 1        | -         | -                   | 1                             |

(1) Comprising mostly residents of institutions and collective quarters.

Table D3 - Resident population by geographical district, marital status, age and sex

| Country, Geographical District,<br>Age in years and Sex | Total   | Marital status |                                       |                                |                            |                         |         |          |           |                     |                               |
|---|---------|----------------|---------------------------------------|--------------------------------|----------------------------|-------------------------|---------|----------|-----------|---------------------|-------------------------------|
|   |         | Single         | Married<br>religiously<br>and civilly | Married<br>religiously<br>only | Married<br>civilly<br>only | Consensually<br>married | Widowed | Divorced | Separated | Unmarried<br>parent | Other and<br>Not<br>stated(1) |
| <b>GRAND PORT DISTRICT</b>                              |         |                |                                       |                                |                            |                         |         |          |           |                     |                               |
| <b>Both sexes</b>                                       |         |                |                                       |                                |                            |                         |         |          |           |                     |                               |
| All ages . . . . .                                      | 110,907 | 46,946         | 46,084                                | 2,937                          | 1,797                      | 1,976                   | 7,408   | 1,104    | 2,201     | 196                 | 258                           |
| Under 15. . . . .                                       | 23,369  | 23,366         | -                                     | -                              | -                          | 2                       | -       | -        | 1         | -                   | -                             |
| 15 - 19 . . . . .                                       | 9,448   | 9,073          | 126                                   | 72                             | 47                         | 90                      | 1       | -        | 9         | 18                  | 12                            |
| 20 - 24 . . . . .                                       | 8,167   | 6,039          | 1,156                                 | 270                            | 240                        | 289                     | 4       | 19       | 85        | 30                  | 35                            |
| 25 - 29 . . . . .                                       | 7,803   | 3,222          | 3,287                                 | 371                            | 342                        | 278                     | 13      | 58       | 175       | 25                  | 32                            |
| 30 - 34 . . . . .                                       | 9,355   | 1,734          | 6,051                                 | 448                            | 288                        | 291                     | 59      | 127      | 302       | 20                  | 35                            |
| 35 - 39 . . . . .                                       | 8,111   | 863            | 5,863                                 | 351                            | 227                        | 225                     | 98      | 164      | 288       | 12                  | 20                            |
| 40 - 44 . . . . .                                       | 8,470   | 635            | 6,321                                 | 353                            | 209                        | 213                     | 221     | 189      | 292       | 17                  | 20                            |
| 45 - 49 . . . . .                                       | 9,145   | 589            | 6,891                                 | 353                            | 165                        | 190                     | 403     | 196      | 314       | 14                  | 30                            |
| 50 - 54 . . . . .                                       | 7,633   | 495            | 5,499                                 | 255                            | 114                        | 152                     | 652     | 145      | 278       | 23                  | 20                            |
| 55 - 59 . . . . .                                       | 6,178   | 377            | 4,269                                 | 165                            | 74                         | 97                      | 880     | 92       | 191       | 14                  | 19                            |
| 60 - 64 . . . . .                                       | 5,077   | 286            | 3,136                                 | 158                            | 42                         | 72                      | 1,162   | 59       | 132       | 9                   | 21                            |
| 65 - 69 . . . . .                                       | 2,876   | 116            | 1,587                                 | 54                             | 20                         | 39                      | 967     | 20       | 63        | 4                   | 6                             |
| 70 - 74 . . . . .                                       | 2,121   | 63             | 946                                   | 42                             | 14                         | 15                      | 987     | 17       | 35        | 2                   | -                             |
| 75+. . . . .  | 3,126   | 78             | 947                                   | 44                             | 15                         | 23                      | 1,957   | 18       | 34        | 7                   | 3                             |
| Not stated. . . . .                                     | 28      | 10             | 5                                     | 1                              | -                          | -                       | 4       | -        | 2         | 1                   | 5                             |
| <b>Male</b>   |         |                |                                       |                                |                            |                         |         |          |           |                     |                               |
| All ages . . . . .                                      | 55,066  | 26,058         | 23,035                                | 1,462                          | 1,055                      | 977                     | 870     | 530      | 928       | 20                  | 131                           |
| Under 15. . . . .                                       | 11,630  | 11,630         | -                                     | -                              | -                          | -                       | -       | -        | -         | -                   | -                             |
| 15 - 19 . . . . .                                       | 4,794   | 4,763          | 13                                    | 2                              | 4                          | 9                       | -       | -        | -         | -                   | 3                             |
| 20 - 24 . . . . .                                       | 4,171   | 3,691          | 169                                   | 73                             | 79                         | 116                     | 1       | 2        | 21        | 1                   | 18                            |
| 25 - 29 . . . . .                                       | 4,060   | 2,427          | 1,014                                 | 155                            | 210                        | 149                     | 2       | 24       | 61        | 2                   | 16                            |
| 30 - 34 . . . . .                                       | 4,796   | 1,453          | 2,554                                 | 246                            | 176                        | 140                     | 8       | 51       | 142       | 5                   | 21                            |
| 35 - 39 . . . . .                                       | 4,130   | 707            | 2,698                                 | 186                            | 158                        | 125                     | 11      | 84       | 147       | 3                   | 11                            |
| 40 - 44 . . . . .                                       | 4,444   | 493            | 3,214                                 | 186                            | 159                        | 118                     | 23      | 98       | 143       | 4                   | 6                             |
| 45 - 49 . . . . .                                       | 4,693   | 356            | 3,612                                 | 208                            | 104                        | 95                      | 43      | 115      | 138       | 1                   | 21                            |
| 50 - 54 . . . . .                                       | 3,722   | 218            | 2,960                                 | 135                            | 68                         | 78                      | 52      | 69       | 123       | 3                   | 16                            |
| 55 - 59 . . . . .                                       | 3,034   | 131            | 2,514                                 | 96                             | 41                         | 55                      | 90      | 40       | 58        | -                   | 9                             |
| 60 - 64 . . . . .                                       | 2,336   | 79             | 1,919                                 | 90                             | 21                         | 43                      | 102     | 32       | 41        | -                   | 9                             |
| 65 - 69 . . . . .                                       | 1,252   | 56             | 1,009                                 | 34                             | 13                         | 28                      | 86      | 3        | 22        | -                   | 1                             |
| 70 - 74 . . . . .                                       | 859     | 28             | 638                                   | 25                             | 11                         | 6                       | 128     | 8        | 15        | -                   | -                             |
| 75+. . . . .  | 1,132   | 19             | 719                                   | 25                             | 11                         | 15                      | 322     | 4        | 16        | 1                   | -                             |
| Not stated. . . . .                                     | 13      | 7              | 2                                     | 1                              | -                          | -                       | 2       | -        | 1         | -                   | -                             |
| <b>Female</b>   |         |                |                                       |                                |                            |                         |         |          |           |                     |                               |
| All ages . . . . .                                      | 55,841  | 20,888         | 23,049                                | 1,475                          | 742                        | 999                     | 6,538   | 574      | 1,273     | 176                 | 127                           |
| Under 15. . . . .                                       | 11,739  | 11,736         | -                                     | -                              | -                          | 2                       | -       | -        | 1         | -                   | -                             |
| 15 - 19 . . . . .                                       | 4,654   | 4,310          | 113                                   | 70                             | 43                         | 81                      | 1       | -        | 9         | 18                  | 9                             |
| 20 - 24 . . . . .                                       | 3,996   | 2,348          | 987                                   | 197                            | 161                        | 173                     | 3       | 17       | 64        | 29                  | 17                            |
| 25 - 29 . . . . .                                       | 3,743   | 795            | 2,273                                 | 216                            | 132                        | 129                     | 11      | 34       | 114       | 23                  | 16                            |
| 30 - 34 . . . . .                                       | 4,559   | 281            | 3,497                                 | 202                            | 112                        | 151                     | 51      | 76       | 160       | 15                  | 14                            |
| 35 - 39 . . . . .                                       | 3,981   | 156            | 3,165                                 | 165                            | 69                         | 100                     | 87      | 80       | 141       | 9                   | 9                             |
| 40 - 44 . . . . .                                       | 4,026   | 142            | 3,107                                 | 167                            | 50                         | 95                      | 198     | 91       | 149       | 13                  | 14                            |
| 45 - 49 . . . . .                                       | 4,452   | 233            | 3,279                                 | 145                            | 61                         | 95                      | 360     | 81       | 176       | 13                  | 9                             |
| 50 - 54 . . . . .                                       | 3,911   | 277            | 2,539                                 | 120                            | 46                         | 74                      | 600     | 76       | 155       | 20                  | 4                             |
| 55 - 59 . . . . .                                       | 3,144   | 246            | 1,755                                 | 69                             | 33                         | 42                      | 790     | 52       | 133       | 14                  | 10                            |
| 60 - 64 . . . . .                                       | 2,741   | 207            | 1,217                                 | 68                             | 21                         | 29                      | 1,060   | 27       | 91        | 9                   | 12                            |
| 65 - 69 . . . . .                                       | 1,624   | 60             | 578                                   | 20                             | 7                          | 11                      | 881     | 17       | 41        | 4                   | 5                             |
| 70 - 74 . . . . .                                       | 1,262   | 35             | 308                                   | 17                             | 3                          | 9                       | 859     | 9        | 20        | 2                   | -                             |
| 75+. . . . .  | 1,994   | 59             | 228                                   | 19                             | 4                          | 8                       | 1,635   | 14       | 18        | 6                   | 3                             |
| Not stated. . . . .                                     | 15      | 3              | 3                                     | -                              | -                          | -                       | 2       | -        | 1         | 1                   | 5                             |

(1) Comprising mostly residents of institutions and collective quarters.

Table D3 - Resident population by geographical district, marital status, age and sex

| Country, Geographical District,<br>Age in years and Sex | Total  | Marital status |                                       |                                |                            |                         |         |          |           |                     |                               |
|---|--------|----------------|---------------------------------------|--------------------------------|----------------------------|-------------------------|---------|----------|-----------|---------------------|-------------------------------|
|   |        | Single         | Married<br>religiously<br>and civilly | Married<br>religiously<br>only | Married<br>civilly<br>only | Consensually<br>married | Widowed | Divorced | Separated | Unmarried<br>parent | Other and<br>Not<br>stated(1) |
| SAVANNE DISTRICT  |        |                |                                       |                                |                            |                         |         |          |           |                     |                               |
| Both sexes  |        |                |                                       |                                |                            |                         |         |          |           |                     |                               |
| All ages . . . . .                                      | 67,906 | 28,703         | 26,351                                | 2,964                          | 887                        | 1,650                   | 4,755   | 664      | 1,772     | 101                 | 59                            |
| Under 15. . . . .                                       | 14,246 | 14,245         | -                                     | -                              | -                          | -                       | -       | -        | -         | 1                   | -                             |
| 15 - 19 . . . . .                                       | 5,695  | 5,393          | 85                                    | 68                             | 21                         | 99                      | -       | 2        | 16        | 9                   | 2                             |
| 20 - 24 . . . . .                                       | 5,133  | 3,705          | 673                                   | 250                            | 150                        | 230                     | 2       | 2        | 96        | 17                  | 8                             |
| 25 - 29 . . . . .                                       | 5,067  | 1,952          | 1,842                                 | 610                            | 187                        | 235                     | 11      | 31       | 170       | 17                  | 12                            |
| 30 - 34 . . . . .                                       | 5,671  | 1,125          | 3,223                                 | 536                            | 147                        | 268                     | 31      | 83       | 240       | 10                  | 8                             |
| 35 - 39 . . . . .                                       | 4,500  | 511            | 3,056                                 | 327                            | 83                         | 174                     | 47      | 75       | 213       | 8                   | 6                             |
| 40 - 44 . . . . .                                       | 5,000  | 423            | 3,553                                 | 307                            | 75                         | 173                     | 114     | 107      | 239       | 5                   | 4                             |
| 45 - 49 . . . . .                                       | 5,737  | 426            | 4,138                                 | 339                            | 74                         | 159                     | 225     | 111      | 256       | 6                   | 3                             |
| 50 - 54 . . . . .                                       | 4,709  | 289            | 3,331                                 | 194                            | 74                         | 139                     | 386     | 104      | 183       | 8                   | 1                             |
| 55 - 59 . . . . .                                       | 3,722  | 264            | 2,469                                 | 141                            | 33                         | 76                      | 506     | 72       | 150       | 7                   | 4                             |
| 60 - 64 . . . . .                                       | 3,128  | 193            | 1,895                                 | 74                             | 23                         | 52                      | 749     | 41       | 95        | 3                   | 3                             |
| 65 - 69 . . . . .                                       | 1,905  | 85             | 977                                   | 48                             | 6                          | 26                      | 685     | 13       | 59        | 3                   | 3                             |
| 70 - 74 . . . . .                                       | 1,314  | 46             | 565                                   | 29                             | 9                          | 6                       | 622     | 10       | 21        | 6                   | -                             |
| 75+. . . . .  | 2,071  | 43             | 542                                   | 41                             | 5                          | 13                      | 1,377   | 13       | 34        | 1                   | 2                             |
| Not stated. . . . .                                     | 8      | 3              | 2                                     | -                              | -                          | -                       | -       | -        | -         | -                   | 3                             |
| Male  |        |                |                                       |                                |                            |                         |         |          |           |                     |                               |
| All ages . . . . .                                      | 33,485 | 16,057         | 13,157                                | 1,320                          | 437                        | 816                     | 583     | 338      | 747       | 7                   | 23                            |
| Under 15. . . . .                                       | 7,264  | 7,264          | -                                     | -                              | -                          | -                       | -       | -        | -         | -                   | -                             |
| 15 - 19 . . . . .                                       | 2,872  | 2,845          | 7                                     | 2                              | 2                          | 12                      | -       | -        | 3         | -                   | 1                             |
| 20 - 24 . . . . .                                       | 2,667  | 2,309          | 129                                   | 54                             | 50                         | 100                     | 1       | 1        | 17        | 1                   | 5                             |
| 25 - 29 . . . . .                                       | 2,392  | 1,405          | 533                                   | 154                            | 94                         | 127                     | 2       | 8        | 65        | 1                   | 3                             |
| 30 - 34 . . . . .                                       | 2,872  | 883            | 1,390                                 | 254                            | 78                         | 133                     | 4       | 39       | 86        | 1                   | 4                             |
| 35 - 39 . . . . .                                       | 2,261  | 410            | 1,376                                 | 176                            | 46                         | 98                      | 3       | 43       | 105       | 1                   | 3                             |
| 40 - 44 . . . . .                                       | 2,543  | 316            | 1,723                                 | 169                            | 36                         | 83                      | 18      | 62       | 135       | -                   | 1                             |
| 45 - 49 . . . . .                                       | 2,954  | 273            | 2,148                                 | 201                            | 44                         | 78                      | 33      | 63       | 112       | 2                   | -                             |
| 50 - 54 . . . . .                                       | 2,397  | 140            | 1,835                                 | 111                            | 40                         | 79                      | 36      | 51       | 103       | 1                   | 1                             |
| 55 - 59 . . . . .                                       | 1,782  | 88             | 1,400                                 | 79                             | 22                         | 42                      | 61      | 35       | 53        | -                   | 2                             |
| 60 - 64 . . . . .                                       | 1,419  | 59             | 1,174                                 | 42                             | 10                         | 35                      | 57      | 20       | 22        | -                   | -                             |
| 65 - 69 . . . . .                                       | 790    | 22             | 626                                   | 31                             | 4                          | 15                      | 64      | 6        | 21        | -                   | 1                             |
| 70 - 74 . . . . .                                       | 537    | 21             | 399                                   | 21                             | 7                          | 4                       | 71      | 4        | 10        | -                   | -                             |
| 75+. . . . .  | 731    | 21             | 416                                   | 26                             | 4                          | 10                      | 233     | 6        | 15        | -                   | -                             |
| Not stated. . . . .                                     | 4      | 1              | 1                                     | -                              | -                          | -                       | -       | -        | -         | -                   | 2                             |
| Female  |        |                |                                       |                                |                            |                         |         |          |           |                     |                               |
| All ages . . . . .                                      | 34,421 | 12,646         | 13,194                                | 1,644                          | 450                        | 834                     | 4,172   | 326      | 1,025     | 94                  | 36                            |
| Under 15. . . . .                                       | 6,982  | 6,981          | -                                     | -                              | -                          | -                       | -       | -        | -         | 1                   | -                             |
| 15 - 19 . . . . .                                       | 2,823  | 2,548          | 78                                    | 66                             | 19                         | 87                      | -       | 2        | 13        | 9                   | 1                             |
| 20 - 24 . . . . .                                       | 2,466  | 1,396          | 544                                   | 196                            | 100                        | 130                     | 1       | 1        | 79        | 16                  | 3                             |
| 25 - 29 . . . . .                                       | 2,675  | 547            | 1,309                                 | 456                            | 93                         | 108                     | 9       | 23       | 105       | 16                  | 9                             |
| 30 - 34 . . . . .                                       | 2,799  | 242            | 1,833                                 | 282                            | 69                         | 135                     | 27      | 44       | 154       | 9                   | 4                             |
| 35 - 39 . . . . .                                       | 2,239  | 101            | 1,680                                 | 151                            | 37                         | 76                      | 44      | 32       | 108       | 7                   | 3                             |
| 40 - 44 . . . . .                                       | 2,457  | 107            | 1,830                                 | 138                            | 39                         | 90                      | 96      | 45       | 104       | 5                   | 3                             |
| 45 - 49 . . . . .                                       | 2,783  | 153            | 1,990                                 | 138                            | 30                         | 81                      | 192     | 48       | 144       | 4                   | 3                             |
| 50 - 54 . . . . .                                       | 2,312  | 149            | 1,496                                 | 83                             | 34                         | 60                      | 350     | 53       | 80        | 7                   | -                             |
| 55 - 59 . . . . .                                       | 1,940  | 176            | 1,069                                 | 62                             | 11                         | 34                      | 445     | 37       | 97        | 7                   | 2                             |
| 60 - 64 . . . . .                                       | 1,709  | 134            | 721                                   | 32                             | 13                         | 17                      | 692     | 21       | 73        | 3                   | 3                             |
| 65 - 69 . . . . .                                       | 1,115  | 63             | 351                                   | 17                             | 2                          | 11                      | 621     | 7        | 38        | 3                   | 2                             |
| 70 - 74 . . . . .                                       | 777    | 25             | 166                                   | 8                              | 2                          | 2                       | 551     | 6        | 11        | 6                   | -                             |
| 75+. . . . .  | 1,340  | 22             | 126                                   | 15                             | 1                          | 3                       | 1,144   | 7        | 19        | 1                   | 2                             |
| Not stated. . . . .                                     | 4      | 2              | 1                                     | -                              | -                          | -                       | -       | -        | -         | -                   | 1                             |

(1) Comprising mostly residents of institutions and collective quarters.

Table D3 - Resident population by geographical district, marital status, age and sex

| Country, Geographical District,<br>Age in years and Sex | Total   | Marital status |                                       |                                |                            |                         |         |          |           |                     |                               |
|---|---------|----------------|---------------------------------------|--------------------------------|----------------------------|-------------------------|---------|----------|-----------|---------------------|-------------------------------|
|   |         | Single         | Married<br>religiously<br>and civilly | Married<br>religiously<br>only | Married<br>civilly<br>only | Consensually<br>married | Widowed | Divorced | Separated | Unmarried<br>parent | Other and<br>Not<br>stated(1) |
| <b>PLAINES WILHEMS DISTRICT</b>                         |         |                |                                       |                                |                            |                         |         |          |           |                     |                               |
| <b>Both sexes</b>                                       |         |                |                                       |                                |                            |                         |         |          |           |                     |                               |
| All ages . . . . .                                      | 362,292 | 148,992        | 148,245                               | 8,809                          | 7,003                      | 6,627                   | 25,059  | 5,859    | 6,780     | 955                 | 3,963                         |
| Under 15 . . . . .                                      | 65,141  | 65,139         | -                                     | -                              | -                          | 1                       | -       | -        | 1         | -                   | -                             |
| 15 - 19 . . . . .                                       | 27,946  | 27,134         | 222                                   | 119                            | 91                         | 233                     | -       | 3        | 17        | 73                  | 54                            |
| 20 - 24 . . . . .                                       | 26,331  | 20,844         | 2,461                                 | 632                            | 735                        | 800                     | 11      | 46       | 229       | 173                 | 400                           |
| 25 - 29 . . . . .                                       | 26,335  | 12,982         | 8,354                                 | 1,256                          | 1,163                      | 961                     | 41      | 218      | 534       | 145                 | 681                           |
| 30 - 34 . . . . .                                       | 28,938  | 6,945          | 16,083                                | 1,418                          | 1,165                      | 994                     | 114     | 539      | 772       | 122                 | 786                           |
| 35 - 39 . . . . .                                       | 23,778  | 3,289          | 15,595                                | 1,205                          | 787                        | 713                     | 234     | 599      | 800       | 61                  | 495                           |
| 40 - 44 . . . . .                                       | 25,357  | 2,605          | 17,611                                | 1,126                          | 642                        | 702                     | 539     | 850      | 825       | 59                  | 398                           |
| 45 - 49 . . . . .                                       | 30,513  | 2,752          | 21,743                                | 1,001                          | 686                        | 757                     | 1,136   | 1,029    | 1,005     | 72                  | 332                           |
| 50 - 54 . . . . .                                       | 27,641  | 2,202          | 19,734                                | 718                            | 595                        | 570                     | 1,803   | 815      | 895       | 66                  | 243                           |
| 55 - 59 . . . . .                                       | 24,038  | 1,760          | 16,731                                | 540                            | 416                        | 383                     | 2,629   | 671      | 655       | 47                  | 206                           |
| 60 - 64 . . . . .                                       | 18,892  | 1,300          | 12,334                                | 339                            | 296                        | 223                     | 3,303   | 426      | 467       | 45                  | 159                           |
| 65 - 69 . . . . .                                       | 12,470  | 710            | 7,382                                 | 186                            | 147                        | 106                     | 3,353   | 277      | 243       | 28                  | 38                            |
| 70 - 74 . . . . .                                       | 9,541   | 498            | 4,891                                 | 114                            | 134                        | 80                      | 3,468   | 168      | 165       | 19                  | 4                             |
| 75+ . . . . .   | 15,142  | 815            | 5,093                                 | 151                            | 145                        | 103                     | 8,396   | 211      | 160       | 45                  | 23                            |
| Not stated . . . . .                                    | 229     | 17             | 11                                    | 4                              | 1                          | 1                       | 32      | 7        | 12        | -                   | 144                           |
| <b>Male</b>   |         |                |                                       |                                |                            |                         |         |          |           |                     |                               |
| All ages . . . . .                                      | 176,603 | 79,558         | 74,272                                | 4,378                          | 3,394                      | 3,267                   | 3,498   | 2,523    | 2,828     | 109                 | 2,776                         |
| Under 15 . . . . .                                      | 32,584  | 32,584         | -                                     | -                              | -                          | -                       | -       | -        | -         | -                   | -                             |
| 15 - 19 . . . . .                                       | 14,010  | 13,869         | 38                                    | 6                              | 9                          | 39                      | -       | 1        | 3         | 3                   | 42                            |
| 20 - 24 . . . . .                                       | 13,083  | 11,616         | 436                                   | 123                            | 208                        | 309                     | -       | 9        | 53        | 19                  | 310                           |
| 25 - 29 . . . . .                                       | 12,943  | 7,897          | 2,697                                 | 565                            | 553                        | 463                     | 10      | 48       | 192       | 21                  | 497                           |
| 30 - 34 . . . . .                                       | 14,483  | 4,681          | 6,770                                 | 783                            | 591                        | 499                     | 16      | 200      | 345       | 17                  | 581                           |
| 35 - 39 . . . . .                                       | 11,540  | 2,247          | 6,997                                 | 584                            | 385                        | 346                     | 36      | 250      | 362       | 11                  | 322                           |
| 40 - 44 . . . . .                                       | 12,497  | 1,726          | 8,380                                 | 572                            | 306                        | 378                     | 60      | 397      | 399       | 7                   | 272                           |
| 45 - 49 . . . . .                                       | 15,129  | 1,731          | 10,782                                | 561                            | 342                        | 402                     | 137     | 477      | 433       | 10                  | 254                           |
| 50 - 54 . . . . .                                       | 13,631  | 1,248          | 10,252                                | 392                            | 319                        | 308                     | 210     | 357      | 374       | 7                   | 164                           |
| 55 - 59 . . . . .                                       | 11,896  | 771            | 9,352                                 | 321                            | 239                        | 227                     | 284     | 304      | 251       | 8                   | 139                           |
| 60 - 64 . . . . .                                       | 8,976   | 483            | 7,236                                 | 191                            | 164                        | 125                     | 330     | 185      | 182       | 3                   | 77                            |
| 65 - 69 . . . . .                                       | 5,691   | 277            | 4,491                                 | 104                            | 84                         | 57                      | 434     | 127      | 99        | 2                   | 16                            |
| 70 - 74 . . . . .                                       | 4,233   | 186            | 3,180                                 | 77                             | 79                         | 50                      | 520     | 77       | 62        | -                   | 2                             |
| 75+ . . . . .   | 5,775   | 227            | 3,656                                 | 97                             | 114                        | 63                      | 1,458   | 87       | 65        | 1                   | 7                             |
| Not stated . . . . .                                    | 132     | 15             | 5                                     | 2                              | 1                          | 1                       | 3       | 4        | 8         | -                   | 93                            |
| <b>Female</b>   |         |                |                                       |                                |                            |                         |         |          |           |                     |                               |
| All ages . . . . .                                      | 185,689 | 69,434         | 73,973                                | 4,431                          | 3,609                      | 3,360                   | 21,561  | 3,336    | 3,952     | 846                 | 1,187                         |
| Under 15 . . . . .                                      | 32,557  | 32,555         | -                                     | -                              | -                          | 1                       | -       | -        | 1         | -                   | -                             |
| 15 - 19 . . . . .                                       | 13,936  | 13,265         | 184                                   | 113                            | 82                         | 194                     | -       | 2        | 14        | 70                  | 12                            |
| 20 - 24 . . . . .                                       | 13,248  | 9,228          | 2,025                                 | 509                            | 527                        | 491                     | 11      | 37       | 176       | 154                 | 90                            |
| 25 - 29 . . . . .                                       | 13,392  | 5,085          | 5,657                                 | 691                            | 610                        | 498                     | 31      | 170      | 342       | 124                 | 184                           |
| 30 - 34 . . . . .                                       | 14,455  | 2,264          | 9,313                                 | 635                            | 574                        | 495                     | 98      | 339      | 427       | 105                 | 205                           |
| 35 - 39 . . . . .                                       | 12,238  | 1,042          | 8,598                                 | 621                            | 402                        | 367                     | 198     | 349      | 438       | 50                  | 173                           |
| 40 - 44 . . . . .                                       | 12,860  | 879            | 9,231                                 | 554                            | 336                        | 324                     | 479     | 453      | 426       | 52                  | 126                           |
| 45 - 49 . . . . .                                       | 15,384  | 1,021          | 10,961                                | 440                            | 344                        | 355                     | 999     | 552      | 572       | 62                  | 78                            |
| 50 - 54 . . . . .                                       | 14,010  | 954            | 9,482                                 | 326                            | 276                        | 262                     | 1,593   | 458      | 521       | 59                  | 79                            |
| 55 - 59 . . . . .                                       | 12,142  | 989            | 7,379                                 | 219                            | 177                        | 156                     | 2,345   | 367      | 404       | 39                  | 67                            |
| 60 - 64 . . . . .                                       | 9,916   | 817            | 5,098                                 | 148                            | 132                        | 98                      | 2,973   | 241      | 285       | 42                  | 82                            |
| 65 - 69 . . . . .                                       | 6,779   | 433            | 2,891                                 | 82                             | 63                         | 49                      | 2,919   | 150      | 144       | 26                  | 22                            |
| 70 - 74 . . . . .                                       | 5,308   | 312            | 1,711                                 | 37                             | 55                         | 30                      | 2,948   | 91       | 103       | 19                  | 2                             |
| 75+ . . . . .   | 9,367   | 588            | 1,437                                 | 54                             | 31                         | 40                      | 6,938   | 124      | 95        | 44                  | 16                            |
| Not stated . . . . .                                    | 97      | 2              | 6                                     | 2                              | -                          | -                       | 29      | 3        | 4         | -                   | 51                            |

(1) Comprising mostly residents of institutions and collective quarters.

Table D3 - Resident population by geographical district, marital status, age and sex

| Country, Geographical District,<br>Age in years and Sex | Total  | Marital status |                                       |                                |                            |                         |         |          |           |                     |                               |
|---|--------|----------------|---------------------------------------|--------------------------------|----------------------------|-------------------------|---------|----------|-----------|---------------------|-------------------------------|
|   |        | Single         | Married<br>religiously<br>and civilly | Married<br>religiously<br>only | Married<br>civilly<br>only | Consensually<br>married | Widowed | Divorced | Separated | Unmarried<br>parent | Other and<br>Not<br>stated(1) |
| <b>MOKA DISTRICT</b>                                    |        |                |                                       |                                |                            |                         |         |          |           |                     |                               |
| <b>Both sexes</b>                                       |        |                |                                       |                                |                            |                         |         |          |           |                     |                               |
| All ages . . . . .                                      | 82,301 | 34,758         | 34,668                                | 2,939                          | 889                        | 1,063                   | 5,189   | 893      | 1,424     | 105                 | 373                           |
| Under 15. . . . .                                       | 17,326 | 17,325         | -                                     | 1                              | -                          | -                       | -       | -        | -         | -                   | -                             |
| 15 - 19 . . . . .                                       | 6,544  | 6,295          | 76                                    | 71                             | 28                         | 52                      | 1       | 1        | 11        | 6                   | 3                             |
| 20 - 24 . . . . .                                       | 6,226  | 4,638          | 921                                   | 274                            | 138                        | 144                     | 4       | 13       | 52        | 15                  | 27                            |
| 25 - 29 . . . . .                                       | 5,992  | 2,463          | 2,544                                 | 426                            | 163                        | 164                     | 8       | 57       | 111       | 15                  | 41                            |
| 30 - 34 . . . . .                                       | 7,112  | 1,343          | 4,551                                 | 525                            | 160                        | 152                     | 30      | 111      | 190       | 12                  | 38                            |
| 35 - 39 . . . . .                                       | 6,215  | 689            | 4,504                                 | 378                            | 81                         | 129                     | 63      | 107      | 201       | 9                   | 54                            |
| 40 - 44 . . . . .                                       | 6,077  | 500            | 4,507                                 | 324                            | 73                         | 114                     | 157     | 121      | 190       | 7                   | 84                            |
| 45 - 49 . . . . .                                       | 6,664  | 462            | 4,972                                 | 311                            | 91                         | 110                     | 312     | 162      | 195       | 7                   | 42                            |
| 50 - 54 . . . . .                                       | 5,537  | 339            | 4,119                                 | 241                            | 48                         | 69                      | 416     | 110      | 172       | 6                   | 17                            |
| 55 - 59 . . . . .                                       | 4,763  | 287            | 3,303                                 | 162                            | 43                         | 61                      | 659     | 86       | 144       | 7                   | 11                            |
| 60 - 64 . . . . .                                       | 3,923  | 196            | 2,575                                 | 116                            | 26                         | 38                      | 814     | 58       | 84        | 10                  | 6                             |
| 65 - 69 . . . . .                                       | 2,193  | 116            | 1,211                                 | 46                             | 16                         | 13                      | 726     | 26       | 30        | 6                   | 3                             |
| 70 - 74 . . . . .                                       | 1,464  | 44             | 708                                   | 31                             | 11                         | 9                       | 612     | 19       | 25        | 3                   | 2                             |
| 75+. . . . .  | 2,200  | 54             | 672                                   | 33                             | 8                          | 8                       | 1,385   | 20       | 17        | 2                   | 1                             |
| Not stated. . . . .                                     | 65     | 7              | 5                                     | -                              | 3                          | -                       | 2       | 2        | 2         | -                   | 44                            |
| <b>Male</b>   |        |                |                                       |                                |                            |                         |         |          |           |                     |                               |
| All ages . . . . .                                      | 40,909 | 19,246         | 17,425                                | 1,505                          | 438                        | 527                     | 608     | 365      | 589       | 7                   | 199                           |
| Under 15. . . . .                                       | 8,848  | 8,848          | -                                     | -                              | -                          | -                       | -       | -        | -         | -                   | -                             |
| 15 - 19 . . . . .                                       | 3,285  | 3,259          | 10                                    | 3                              | 1                          | 9                       | -       | -        | -         | -                   | 3                             |
| 20 - 24 . . . . .                                       | 3,122  | 2,758          | 155                                   | 72                             | 51                         | 56                      | -       | 3        | 9         | -                   | 18                            |
| 25 - 29 . . . . .                                       | 3,122  | 1,853          | 849                                   | 191                            | 73                         | 83                      | -       | 13       | 32        | 2                   | 26                            |
| 30 - 34 . . . . .                                       | 3,578  | 1,066          | 1,877                                 | 303                            | 90                         | 87                      | 5       | 36       | 88        | 1                   | 25                            |
| 35 - 39 . . . . .                                       | 3,189  | 519            | 2,159                                 | 223                            | 48                         | 61                      | 9       | 50       | 98        | 2                   | 20                            |
| 40 - 44 . . . . .                                       | 3,114  | 334            | 2,288                                 | 186                            | 36                         | 67                      | 16      | 48       | 104       | 4                   | 35                            |
| 45 - 49 . . . . .                                       | 3,377  | 271            | 2,634                                 | 166                            | 47                         | 54                      | 23      | 75       | 80        | -                   | 27                            |
| 50 - 54 . . . . .                                       | 2,716  | 160            | 2,188                                 | 125                            | 28                         | 30                      | 41      | 52       | 79        | 1                   | 12                            |
| 55 - 59 . . . . .                                       | 2,245  | 76             | 1,860                                 | 98                             | 25                         | 36                      | 55      | 38       | 51        | -                   | 6                             |
| 60 - 64 . . . . .                                       | 1,856  | 48             | 1,598                                 | 65                             | 15                         | 25                      | 62      | 22       | 17        | 1                   | 3                             |
| 65 - 69 . . . . .                                       | 979    | 30             | 795                                   | 25                             | 10                         | 8                       | 92      | 9        | 10        | -                   | -                             |
| 70 - 74 . . . . .                                       | 634    | 10             | 486                                   | 25                             | 7                          | 6                       | 76      | 12       | 12        | -                   | -                             |
| 75+. . . . .  | 809    | 11             | 524                                   | 23                             | 5                          | 5                       | 228     | 6        | 7         | -                   | -                             |
| Not stated. . . . .                                     | 35     | 3              | 2                                     | -                              | 2                          | -                       | 1       | 1        | 2         | -                   | 24                            |
| <b>Female</b>   |        |                |                                       |                                |                            |                         |         |          |           |                     |                               |
| All ages . . . . .                                      | 41,392 | 15,512         | 17,243                                | 1,434                          | 451                        | 536                     | 4,581   | 528      | 835       | 98                  | 174                           |
| Under 15. . . . .                                       | 8,478  | 8,477          | -                                     | 1                              | -                          | -                       | -       | -        | -         | -                   | -                             |
| 15 - 19 . . . . .                                       | 3,259  | 3,036          | 66                                    | 68                             | 27                         | 43                      | 1       | 1        | 11        | 6                   | -                             |
| 20 - 24 . . . . .                                       | 3,104  | 1,880          | 766                                   | 202                            | 87                         | 88                      | 4       | 10       | 43        | 15                  | 9                             |
| 25 - 29 . . . . .                                       | 2,870  | 610            | 1,695                                 | 235                            | 90                         | 81                      | 8       | 44       | 79        | 13                  | 15                            |
| 30 - 34 . . . . .                                       | 3,534  | 277            | 2,674                                 | 222                            | 70                         | 65                      | 25      | 75       | 102       | 11                  | 13                            |
| 35 - 39 . . . . .                                       | 3,026  | 170            | 2,345                                 | 155                            | 33                         | 68                      | 54      | 57       | 103       | 7                   | 34                            |
| 40 - 44 . . . . .                                       | 2,963  | 166            | 2,219                                 | 138                            | 37                         | 47                      | 141     | 73       | 86        | 7                   | 49                            |
| 45 - 49 . . . . .                                       | 3,287  | 191            | 2,338                                 | 145                            | 44                         | 56                      | 289     | 87       | 115       | 7                   | 15                            |
| 50 - 54 . . . . .                                       | 2,821  | 179            | 1,931                                 | 116                            | 20                         | 39                      | 375     | 58       | 93        | 5                   | 5                             |
| 55 - 59 . . . . .                                       | 2,518  | 211            | 1,443                                 | 64                             | 18                         | 25                      | 604     | 48       | 93        | 7                   | 5                             |
| 60 - 64 . . . . .                                       | 2,067  | 148            | 977                                   | 51                             | 11                         | 13                      | 752     | 36       | 67        | 9                   | 3                             |
| 65 - 69 . . . . .                                       | 1,214  | 86             | 416                                   | 21                             | 6                          | 5                       | 634     | 17       | 20        | 6                   | 3                             |
| 70 - 74 . . . . .                                       | 830    | 34             | 222                                   | 6                              | 4                          | 3                       | 536     | 7        | 13        | 3                   | 2                             |
| 75+. . . . .  | 1,391  | 43             | 148                                   | 10                             | 3                          | 3                       | 1,157   | 14       | 10        | 2                   | 1                             |
| Not stated. . . . .                                     | 30     | 4              | 3                                     | -                              | 1                          | -                       | 1       | 1        | -         | -                   | 20                            |

(1) Comprising mostly residents of institutions and collective quarters.



Table D3 - Resident population by geographical district, marital status, age and sex

| Country, Geographical District,<br>Age in years and Sex | Total  | Marital status |                                       |                                |                            |                         |         |          |           |                     |                               |
|---|--------|----------------|---------------------------------------|--------------------------------|----------------------------|-------------------------|---------|----------|-----------|---------------------|-------------------------------|
|   |        | Single         | Married<br>religiously<br>and civilly | Married<br>religiously<br>only | Married<br>civilly<br>only | Consensually<br>married | Widowed | Divorced | Separated | Unmarried<br>parent | Other and<br>Not<br>stated(1) |
| <b>BLACK RIVER DISTRICT</b>                             |        |                |                                       |                                |                            |                         |         |          |           |                     |                               |
| Both sexes  |        |                |                                       |                                |                            |                         |         |          |           |                     |                               |
| All ages . . . . .                                      | 76,605 | 33,931         | 28,009                                | 751                            | 2,961                      | 3,352                   | 3,800   | 1,112    | 1,908     | 366                 | 415                           |
| Under 15. . . . .                                       | 17,528 | 17,528         | -                                     | -                              | -                          | -                       | -       | -        | -         | -                   | -                             |
| 15 - 19 . . . . .                                       | 5,906  | 5,502          | 76                                    | 28                             | 57                         | 177                     | -       | -        | 15        | 33                  | 18                            |
| 20 - 24 . . . . .                                       | 6,359  | 4,422          | 814                                   | 49                             | 319                        | 498                     | 3       | 14       | 108       | 72                  | 60                            |
| 25 - 29 . . . . .                                       | 6,687  | 2,896          | 2,302                                 | 74                             | 475                        | 539                     | 16      | 55       | 204       | 58                  | 68                            |
| 30 - 34 . . . . .                                       | 6,878  | 1,387          | 3,873                                 | 105                            | 478                        | 524                     | 35      | 120      | 243       | 41                  | 72                            |
| 35 - 39 . . . . .                                       | 5,679  | 629            | 3,655                                 | 74                             | 383                        | 381                     | 68      | 147      | 240       | 31                  | 71                            |
| 40 - 44 . . . . .                                       | 5,412  | 434            | 3,622                                 | 82                             | 339                        | 350                     | 113     | 165      | 238       | 34                  | 35                            |
| 45 - 49 . . . . .                                       | 5,587  | 377            | 3,767                                 | 76                             | 284                        | 358                     | 222     | 190      | 270       | 22                  | 21                            |
| 50 - 54 . . . . .                                       | 4,737  | 267            | 3,251                                 | 97                             | 214                        | 195                     | 329     | 138      | 211       | 20                  | 15                            |
| 55 - 59 . . . . .                                       | 4,151  | 216            | 2,744                                 | 75                             | 192                        | 143                     | 507     | 105      | 146       | 14                  | 9                             |
| 60 - 64 . . . . .                                       | 3,084  | 139            | 1,859                                 | 53                             | 120                        | 94                      | 595     | 83       | 120       | 13                  | 8                             |
| 65 - 69 . . . . .                                       | 1,730  | 54             | 987                                   | 20                             | 52                         | 37                      | 478     | 45       | 47        | 8                   | 2                             |
| 70 - 74 . . . . .                                       | 1,181  | 30             | 565                                   | 7                              | 29                         | 29                      | 453     | 29       | 33        | 5                   | 1                             |
| 75+. . . . .  | 1,643  | 46             | 494                                   | 11                             | 19                         | 26                      | 979     | 18       | 32        | 15                  | 3                             |
| Not stated. . . . .                                     | 43     | 4              | -                                     | -                              | -                          | 1                       | 2       | 3        | 1         | -                   | 32                            |
| Male  |        |                |                                       |                                |                            |                         |         |          |           |                     |                               |
| All ages . . . . .                                      | 38,540 | 18,848         | 14,030                                | 365                            | 1,458                      | 1,667                   | 548     | 486      | 752       | 33                  | 353                           |
| Under 15. . . . .                                       | 8,839  | 8,839          | -                                     | -                              | -                          | -                       | -       | -        | -         | -                   | -                             |
| 15 - 19 . . . . .                                       | 3,005  | 2,945          | 10                                    | 4                              | 7                          | 28                      | -       | -        | 1         | -                   | 10                            |
| 20 - 24 . . . . .                                       | 3,357  | 2,737          | 230                                   | 15                             | 94                         | 204                     | 1       | -        | 23        | 4                   | 49                            |
| 25 - 29 . . . . .                                       | 3,443  | 1,862          | 874                                   | 37                             | 226                        | 288                     | 1       | 15       | 75        | 5                   | 60                            |
| 30 - 34 . . . . .                                       | 3,503  | 1,016          | 1,725                                 | 48                             | 220                        | 260                     | 6       | 48       | 108       | 3                   | 69                            |
| 35 - 39 . . . . .                                       | 2,934  | 485            | 1,770                                 | 39                             | 204                        | 206                     | 8       | 58       | 96        | 6                   | 62                            |
| 40 - 44 . . . . .                                       | 2,753  | 324            | 1,788                                 | 43                             | 175                        | 182                     | 22      | 76       | 107       | 5                   | 31                            |
| 45 - 49 . . . . .                                       | 2,844  | 259            | 1,932                                 | 47                             | 151                        | 190                     | 36      | 90       | 115       | 5                   | 19                            |
| 50 - 54 . . . . .                                       | 2,367  | 149            | 1,721                                 | 49                             | 123                        | 115                     | 40      | 68       | 84        | 3                   | 15                            |
| 55 - 59 . . . . .                                       | 2,033  | 103            | 1,534                                 | 34                             | 112                        | 81                      | 61      | 55       | 45        | 2                   | 6                             |
| 60 - 64 . . . . .                                       | 1,506  | 66             | 1,109                                 | 23                             | 79                         | 54                      | 80      | 40       | 51        | -                   | 4                             |
| 65 - 69 . . . . .                                       | 810    | 23             | 609                                   | 16                             | 34                         | 22                      | 65      | 18       | 22        | -                   | 1                             |
| 70 - 74 . . . . .                                       | 523    | 18             | 380                                   | 3                              | 21                         | 16                      | 66      | 9        | 10        | -                   | -                             |
| 75+. . . . .  | 589    | 18             | 348                                   | 7                              | 12                         | 20                      | 162     | 7        | 15        | -                   | -                             |
| Not stated. . . . .                                     | 34     | 4              | -                                     | -                              | -                          | 1                       | -       | 2        | -         | -                   | 27                            |
| Female  |        |                |                                       |                                |                            |                         |         |          |           |                     |                               |
| All ages . . . . .                                      | 38,065 | 15,083         | 13,979                                | 386                            | 1,503                      | 1,685                   | 3,252   | 626      | 1,156     | 333                 | 62                            |
| Under 15. . . . .                                       | 8,689  | 8,689          | -                                     | -                              | -                          | -                       | -       | -        | -         | -                   | -                             |
| 15 - 19 . . . . .                                       | 2,901  | 2,557          | 66                                    | 24                             | 50                         | 149                     | -       | -        | 14        | 33                  | 8                             |
| 20 - 24 . . . . .                                       | 3,002  | 1,685          | 584                                   | 34                             | 225                        | 294                     | 2       | 14       | 85        | 68                  | 11                            |
| 25 - 29 . . . . .                                       | 3,244  | 1,034          | 1,428                                 | 37                             | 249                        | 251                     | 15      | 40       | 129       | 53                  | 8                             |
| 30 - 34 . . . . .                                       | 3,375  | 371            | 2,148                                 | 57                             | 258                        | 264                     | 29      | 72       | 135       | 38                  | 3                             |
| 35 - 39 . . . . .                                       | 2,745  | 144            | 1,885                                 | 35                             | 179                        | 175                     | 60      | 89       | 144       | 25                  | 9                             |
| 40 - 44 . . . . .                                       | 2,659  | 110            | 1,834                                 | 39                             | 164                        | 168                     | 91      | 89       | 131       | 29                  | 4                             |
| 45 - 49 . . . . .                                       | 2,743  | 118            | 1,835                                 | 29                             | 133                        | 168                     | 186     | 100      | 155       | 17                  | 2                             |
| 50 - 54 . . . . .                                       | 2,370  | 118            | 1,530                                 | 48                             | 91                         | 80                      | 289     | 70       | 127       | 17                  | -                             |
| 55 - 59 . . . . .                                       | 2,118  | 113            | 1,210                                 | 41                             | 80                         | 62                      | 446     | 50       | 101       | 12                  | 3                             |
| 60 - 64 . . . . .                                       | 1,578  | 73             | 750                                   | 30                             | 41                         | 40                      | 515     | 43       | 69        | 13                  | 4                             |
| 65 - 69 . . . . .                                       | 920    | 31             | 378                                   | 4                              | 18                         | 15                      | 413     | 27       | 25        | 8                   | 1                             |
| 70 - 74 . . . . .                                       | 658    | 12             | 185                                   | 4                              | 8                          | 13                      | 387     | 20       | 23        | 5                   | 1                             |
| 75+. . . . .  | 1,054  | 28             | 146                                   | 4                              | 7                          | 6                       | 817     | 11       | 17        | 15                  | 3                             |
| Not stated. . . . .                                     | 9      | -              | -                                     | -                              | -                          | -                       | 2       | 1        | 1         | -                   | 5                             |

(1) Comprising mostly residents of institutions and collective quarters.

Table D3 - Resident population by geographical district, marital status, age and sex

| Country, Geographical District,<br>Age in years and Sex | Total  | Marital status |                                       |                                |                            |                         |         |          |           |                     | Other and<br>Not<br>stated(1) |
|---|--------|----------------|---------------------------------------|--------------------------------|----------------------------|-------------------------|---------|----------|-----------|---------------------|-------------------------------|
|   |        | Single         | Married<br>religiously<br>and civilly | Married<br>religiously<br>only | Married<br>civilly<br>only | Consensually<br>married | Widowed | Divorced | Separated | Unmarried<br>parent |                               |
| ISLAND OF RODRIGUES                                     |        |                |                                       |                                |                            |                         |         |          |           |                     |                               |
| Both sexes  |        |                |                                       |                                |                            |                         |         |          |           |                     |                               |
| All ages . . . . .                                      | 40,434 | 19,344         | 9,394                                 | 124                            | 2,894                      | 3,705                   | 1,841   | 422      | 1,413     | 1,162               | 135                           |
| Under 15. . . . .                                       | 11,798 | 11,796         | -                                     | -                              | -                          | 1                       | -       | -        | -         | 1                   | -                             |
| 15 - 19 . . . . .                                       | 3,571  | 3,258          | 8                                     | 2                              | 23                         | 186                     | 1       | -        | 15        | 72                  | 6                             |
| 20 - 24 . . . . .                                       | 2,952  | 1,817          | 96                                    | 8                              | 226                        | 515                     | 1       | 8        | 83        | 155                 | 43                            |
| 25 - 29 . . . . .                                       | 3,191  | 1,010          | 451                                   | 9                              | 602                        | 682                     | 10      | 15       | 191       | 206                 | 15                            |
| 30 - 34 . . . . .                                       | 3,393  | 544            | 979                                   | 15                             | 681                        | 703                     | 21      | 41       | 219       | 177                 | 13                            |
| 35 - 39 . . . . .                                       | 2,760  | 298            | 1,129                                 | 15                             | 455                        | 421                     | 27      | 57       | 188       | 158                 | 12                            |
| 40 - 44 . . . . .                                       | 2,501  | 201            | 1,171                                 | 14                             | 315                        | 362                     | 54      | 64       | 184       | 121                 | 15                            |
| 45 - 49 . . . . .                                       | 2,322  | 170            | 1,242                                 | 15                             | 213                        | 270                     | 75      | 76       | 163       | 92                  | 6                             |
| 50 - 54 . . . . .                                       | 2,151  | 96             | 1,334                                 | 10                             | 151                        | 201                     | 122     | 56       | 121       | 49                  | 11                            |
| 55 - 59 . . . . .                                       | 1,563  | 40             | 961                                   | 13                             | 94                         | 143                     | 157     | 40       | 87        | 21                  | 7                             |
| 60 - 64 . . . . .                                       | 1,191  | 33             | 707                                   | 6                              | 50                         | 84                      | 200     | 19       | 55        | 32                  | 5                             |
| 65 - 69 . . . . .                                       | 1,058  | 27             | 561                                   | 4                              | 43                         | 60                      | 268     | 21       | 43        | 30                  | 1                             |
| 70 - 74 . . . . .                                       | 853    | 19             | 414                                   | 3                              | 20                         | 36                      | 296     | 13       | 31        | 21                  | -                             |
| 75+. . . . .  | 1,104  | 28             | 338                                   | 7                              | 19                         | 41                      | 602     | 12       | 30        | 27                  | -                             |
| Not stated. . . . .                                     | 26     | 7              | 3                                     | 3                              | 2                          | -                       | 7       | -        | 3         | -                   | 1                             |
| Male  |        |                |                                       |                                |                            |                         |         |          |           |                     |                               |
| All ages . . . . .                                      | 19,904 | 10,605         | 4,716                                 | 63                             | 1,438                      | 1,849                   | 360     | 176      | 571       | 30                  | 96                            |
| Under 15. . . . .                                       | 5,949  | 5,949          | -                                     | -                              | -                          | -                       | -       | -        | -         | -                   | -                             |
| 15 - 19 . . . . .                                       | 1,740  | 1,714          | 2                                     | -                              | -                          | 17                      | -       | -        | 1         | 1                   | 5                             |
| 20 - 24 . . . . .                                       | 1,438  | 1,147          | 17                                    | 4                              | 44                         | 174                     | -       | -        | 19        | 2                   | 31                            |
| 25 - 29 . . . . .                                       | 1,552  | 755            | 133                                   | 4                              | 239                        | 336                     | 1       | 2        | 69        | 3                   | 10                            |
| 30 - 34 . . . . .                                       | 1,658  | 400            | 391                                   | 6                              | 354                        | 395                     | 3       | 11       | 79        | 9                   | 10                            |
| 35 - 39 . . . . .                                       | 1,362  | 211            | 544                                   | 5                              | 250                        | 235                     | 3       | 26       | 73        | 5                   | 10                            |
| 40 - 44 . . . . .                                       | 1,221  | 151            | 562                                   | 8                              | 178                        | 193                     | 11      | 23       | 83        | 3                   | 9                             |
| 45 - 49 . . . . .                                       | 1,142  | 134            | 615                                   | 8                              | 122                        | 153                     | 11      | 28       | 64        | 2                   | 5                             |
| 50 - 54 . . . . .                                       | 1,100  | 65             | 696                                   | 6                              | 102                        | 114                     | 15      | 26       | 67        | 2                   | 7                             |
| 55 - 59 . . . . .                                       | 790    | 23             | 535                                   | 6                              | 51                         | 90                      | 23      | 17       | 40        | -                   | 5                             |
| 60 - 64 . . . . .                                       | 615    | 17             | 407                                   | 6                              | 35                         | 53                      | 46      | 15       | 31        | 2                   | 3                             |
| 65 - 69 . . . . .                                       | 489    | 14             | 328                                   | 2                              | 31                         | 41                      | 48      | 13       | 12        | -                   | -                             |
| 70 - 74 . . . . .                                       | 396    | 9              | 248                                   | 1                              | 17                         | 25                      | 69      | 10       | 17        | -                   | -                             |
| 75+. . . . .  | 435    | 12             | 236                                   | 5                              | 14                         | 23                      | 125     | 5        | 14        | 1                   | -                             |
| Not stated. . . . .                                     | 17     | 4              | 2                                     | 2                              | 1                          | -                       | 5       | -        | 2         | -                   | 1                             |
| Female  |        |                |                                       |                                |                            |                         |         |          |           |                     |                               |
| All ages . . . . .                                      | 20,530 | 8,739          | 4,678                                 | 61                             | 1,456                      | 1,856                   | 1,481   | 246      | 842       | 1,132               | 39                            |
| Under 15. . . . .                                       | 5,849  | 5,847          | -                                     | -                              | -                          | 1                       | -       | -        | -         | 1                   | -                             |
| 15 - 19 . . . . .                                       | 1,831  | 1,544          | 6                                     | 2                              | 23                         | 169                     | 1       | -        | 14        | 71                  | 1                             |
| 20 - 24 . . . . .                                       | 1,514  | 670            | 79                                    | 4                              | 182                        | 341                     | 1       | 8        | 64        | 153                 | 12                            |
| 25 - 29 . . . . .                                       | 1,639  | 255            | 318                                   | 5                              | 363                        | 346                     | 9       | 13       | 122       | 203                 | 5                             |
| 30 - 34 . . . . .                                       | 1,735  | 144            | 588                                   | 9                              | 327                        | 308                     | 18      | 30       | 140       | 168                 | 3                             |
| 35 - 39 . . . . .                                       | 1,398  | 87             | 585                                   | 10                             | 205                        | 186                     | 24      | 31       | 115       | 153                 | 2                             |
| 40 - 44 . . . . .                                       | 1,280  | 50             | 609                                   | 6                              | 137                        | 169                     | 43      | 41       | 101       | 118                 | 6                             |
| 45 - 49 . . . . .                                       | 1,180  | 36             | 627                                   | 7                              | 91                         | 117                     | 64      | 48       | 99        | 90                  | 1                             |
| 50 - 54 . . . . .                                       | 1,051  | 31             | 638                                   | 4                              | 49                         | 87                      | 107     | 30       | 54        | 47                  | 4                             |
| 55 - 59 . . . . .                                       | 773    | 17             | 426                                   | 7                              | 43                         | 53                      | 134     | 23       | 47        | 21                  | 2                             |
| 60 - 64 . . . . .                                       | 576    | 16             | 300                                   | -                              | 15                         | 31                      | 154     | 4        | 24        | 30                  | 2                             |
| 65 - 69 . . . . .                                       | 569    | 13             | 233                                   | 2                              | 12                         | 19                      | 220     | 8        | 31        | 30                  | 1                             |
| 70 - 74 . . . . .                                       | 457    | 10             | 166                                   | 2                              | 3                          | 11                      | 227     | 3        | 14        | 21                  | -                             |
| 75+. . . . .  | 669    | 16             | 102                                   | 2                              | 5                          | 18                      | 477     | 7        | 16        | 26                  | -                             |
| Not stated. . . . .                                     | 9      | 3              | 1                                     | 1                              | 1                          | -                       | 2       | -        | 1         | -                   | -                             |

(1) Comprising mostly residents of institutions and collective quarters.

Table D4 - Population present on Census night and resident population by nationality and sex

| Country, Island and Nationality | Present population |         |         | Resident population |         |         |
|---------------------------------|--------------------|---------|---------|---------------------|---------|---------|
|                                 | Both sexes         | Male    | Female  | Both sexes          | Male    | Female  |
| REPUBLIC OF MAURITIUS           |                    |         |         |                     |         |         |
| Total . . . . .                 | 1,237,000          | 611,053 | 625,947 | 1,236,817           | 610,848 | 625,969 |
| Mauritian . . . . .             | 1,201,293          | 591,824 | 609,469 | 1,210,789           | 596,667 | 614,122 |
| By birth . . . . .              | 1,195,240          | 589,210 | 606,030 | 1,204,702           | 594,074 | 610,628 |
| By descent . . . . .            | 1,653              | 848     | 805     | 1,594               | 812     | 782     |
| By registration . . . . .       | 1,554              | 603     | 951     | 1,577               | 601     | 976     |
| By naturalisation . . . . .     | 2,846              | 1,163   | 1,683   | 2,916               | 1,180   | 1,736   |
| Non-Mauritian . . . . .         | 35,707             | 19,229  | 16,478  | 26,028              | 14,181  | 11,847  |
| Africa . . . . .                | 5,811              | 2,912   | 2,899   | 3,194               | 1,622   | 1,572   |
| Madagascar . . . . .            | 2,143              | 1,165   | 978     | 2,075               | 1,117   | 958     |
| Seychelles . . . . .            | 164                | 52      | 112     | 114                 | 40      | 74      |
| South Africa . . . . .          | 2,591              | 1,259   | 1,332   | 568                 | 254     | 314     |
| Other . . . . .                 | 913                | 436     | 477     | 437                 | 211     | 226     |
| America, North . . . . .        | 175                | 86      | 89      | 89                  | 44      | 45      |
| Canada . . . . .                | 50                 | 23      | 27      | 34                  | 18      | 16      |
| USA . . . . .                   | 111                | 57      | 54      | 46                  | 22      | 24      |
| Other . . . . .                 | 14                 | 6       | 8       | 9                   | 4       | 5       |
| Asia . . . . .                  | 21,060             | 11,677  | 9,383   | 19,687              | 10,850  | 8,837   |
| Bangladesh . . . . .            | 7,788              | 2,884   | 4,904   | 7,583               | 2,729   | 4,854   |
| China . . . . .                 | 2,849              | 1,136   | 1,713   | 2,688               | 1,048   | 1,640   |
| India . . . . .                 | 8,612              | 6,984   | 1,628   | 7,878               | 6,561   | 1,317   |
| Pakistan . . . . .              | 172                | 71      | 101     | 171                 | 72      | 99      |
| Sri Lanka . . . . .             | 1,027              | 264     | 763     | 1,027               | 258     | 769     |
| Other . . . . .                 | 612                | 338     | 274     | 340                 | 182     | 158     |
| Europe . . . . .                | 7,620              | 4,054   | 3,566   | 2,473               | 1,405   | 1,068   |
| Belgium . . . . .               | 283                | 182     | 101     | 108                 | 84      | 24      |
| France . . . . .                | 3,045              | 1,689   | 1,356   | 1,371               | 816     | 555     |
| Germany . . . . .               | 879                | 462     | 417     | 125                 | 63      | 62      |
| Ireland . . . . .               | 70                 | 38      | 32      | 47                  | 25      | 22      |
| Italy . . . . .                 | 665                | 341     | 324     | 134                 | 78      | 56      |
| Spain . . . . .                 | 116                | 61      | 55      | 26                  | 16      | 10      |
| Switzerland . . . . .           | 243                | 140     | 103     | 97                  | 70      | 27      |
| United Kingdom . . . . .        | 1,670              | 840     | 830     | 415                 | 205     | 210     |
| Other . . . . .                 | 649                | 301     | 348     | 150                 | 48      | 102     |
| Oceania . . . . .               | 253                | 133     | 120     | 65                  | 35      | 30      |
| Australia . . . . .             | 238                | 124     | 114     | 60                  | 34      | 26      |
| Other . . . . .                 | 15                 | 9       | 6       | 5                   | 1       | 4       |
| Other . . . . .                 | 106                | 54      | 52      | 19                  | 7       | 12      |
| Not stated . . . . .            | 682                | 313     | 369     | 501                 | 218     | 283     |
| Not Stated . . . . .            | -                  | -       | -       | -                   | -       | -       |

Table D4 - Population present on Census night and resident population by nationality and sex

| Country, Island and Nationality | Present population |         |         | Resident population |         |         |
|---------------------------------|--------------------|---------|---------|---------------------|---------|---------|
|                                 | Both sexes         | Male    | Female  | Both sexes          | Male    | Female  |
| ISLAND OF MAURITIUS             |                    |         |         |                     |         |         |
| Total . . . . .                 | 1,197,935          | 591,917 | 606,018 | 1,196,383           | 590,944 | 605,439 |
| Mauritian . . . . .             | 1,162,383          | 572,785 | 589,598 | 1,170,443           | 576,821 | 593,622 |
| By birth . . . . .              | 1,156,379          | 570,195 | 586,184 | 1,164,407           | 574,252 | 590,155 |
| By descent . . . . .            | 1,639              | 839     | 800     | 1,580               | 803     | 777     |
| By registration . . . . .       | 1,542              | 598     | 944     | 1,564               | 596     | 968     |
| By naturalisation . . . . .     | 2,823              | 1,153   | 1,670   | 2,892               | 1,170   | 1,722   |
| Non-Mauritian . . . . .         | 35,552             | 19,132  | 16,420  | 25,940              | 14,123  | 11,817  |
| Africa . . . . .                | 5,771              | 2,896   | 2,875   | 3,171               | 1,613   | 1,558   |
| Madagascar . . . . .            | 2,137              | 1,164   | 973     | 2,067               | 1,116   | 951     |
| Seychelles . . . . .            | 157                | 48      | 109     | 108                 | 37      | 71      |
| South Africa . . . . .          | 2,588              | 1,259   | 1,329   | 567                 | 254     | 313     |
| Other . . . . .                 | 889                | 425     | 464     | 429                 | 206     | 223     |
| America, North . . . . .        | 174                | 85      | 89      | 88                  | 43      | 45      |
| Canada . . . . .                | 50                 | 23      | 27      | 34                  | 18      | 16      |
| USA . . . . .                   | 111                | 57      | 54      | 46                  | 22      | 24      |
| Other . . . . .                 | 13                 | 5       | 8       | 8                   | 3       | 5       |
| Asia . . . . .                  | 21,037             | 11,660  | 9,377   | 19,679              | 10,847  | 8,832   |
| Bangladesh . . . . .            | 7,788              | 2,884   | 4,904   | 7,583               | 2,729   | 4,854   |
| China . . . . .                 | 2,848              | 1,136   | 1,712   | 2,687               | 1,048   | 1,639   |
| India . . . . .                 | 8,605              | 6,981   | 1,624   | 7,871               | 6,558   | 1,313   |
| Pakistan . . . . .              | 172                | 71      | 101     | 171                 | 72      | 99      |
| Sri Lanka . . . . .             | 1,027              | 264     | 763     | 1,027               | 258     | 769     |
| Other . . . . .                 | 597                | 324     | 273     | 340                 | 182     | 158     |
| Europe . . . . .                | 7,543              | 4,003   | 3,540   | 2,427               | 1,369   | 1,058   |
| Belgium . . . . .               | 281                | 180     | 101     | 106                 | 82      | 24      |
| France . . . . .                | 2,993              | 1,654   | 1,339   | 1,344               | 793     | 551     |
| Germany . . . . .               | 875                | 460     | 415     | 122                 | 62      | 60      |
| Ireland . . . . .               | 70                 | 38      | 32      | 47                  | 25      | 22      |
| Italy . . . . .                 | 658                | 337     | 321     | 130                 | 74      | 56      |
| Spain . . . . .                 | 115                | 60      | 55      | 25                  | 15      | 10      |
| Switzerland . . . . .           | 241                | 139     | 102     | 95                  | 69      | 26      |
| United Kingdom . . . . .        | 1,663              | 835     | 828     | 410                 | 202     | 208     |
| Other . . . . .                 | 647                | 300     | 347     | 148                 | 47      | 101     |
| Oceania . . . . .               | 252                | 132     | 120     | 64                  | 34      | 30      |
| Australia . . . . .             | 237                | 123     | 114     | 59                  | 33      | 26      |
| Other . . . . .                 | 15                 | 9       | 6       | 5                   | 1       | 4       |
| Other . . . . .                 | 105                | 54      | 51      | 19                  | 7       | 12      |
| Not stated . . . . .            | 670                | 302     | 368     | 492                 | 210     | 282     |
| Not Stated . . . . .            | -                  | -       | -       | -                   | -       | -       |

Table D4 - Population present on Census night and resident population by nationality and sex

| Country, Island and Nationality | Present population |        |        | Resident population |        |        |
|---------------------------------|--------------------|--------|--------|---------------------|--------|--------|
|                                 | Both sexes         | Male   | Female | Both sexes          | Male   | Female |
| ISLAND OF RODRIGUES             |                    |        |        |                     |        |        |
| Total . . . . .                 | 39,065             | 19,136 | 19,929 | 40,434              | 19,904 | 20,530 |
| Mauritian . . . . .             | 38,910             | 19,039 | 19,871 | 40,346              | 19,846 | 20,500 |
| By birth . . . . .              | 38,861             | 19,015 | 19,846 | 40,295              | 19,822 | 20,473 |
| By descent . . . . .            | 14                 | 9      | 5      | 14                  | 9      | 5      |
| By registration . . . . .       | 12                 | 5      | 7      | 13                  | 5      | 8      |
| By naturalisation . . . . .     | 23                 | 10     | 13     | 24                  | 10     | 14     |
| Non-Mauritian . . . . .         | 155                | 97     | 58     | 88                  | 58     | 30     |
| Africa . . . . .                | 40                 | 16     | 24     | 23                  | 9      | 14     |
| Madagascar . . . . .            | 6                  | 1      | 5      | 8                   | 1      | 7      |
| Seychelles . . . . .            | 7                  | 4      | 3      | 6                   | 3      | 3      |
| South Africa . . . . .          | 3                  | -      | 3      | 1                   | -      | 1      |
| Other . . . . .                 | 24                 | 11     | 13     | 8                   | 5      | 3      |
| America, North . . . . .        | 1                  | 1      | -      | 1                   | 1      | -      |
| Canada . . . . .                | -                  | -      | -      | -                   | -      | -      |
| USA . . . . .                   | -                  | -      | -      | -                   | -      | -      |
| Other . . . . .                 | 1                  | 1      | -      | 1                   | 1      | -      |
| Asia . . . . .                  | 23                 | 17     | 6      | 8                   | 3      | 5      |
| Bangladesh . . . . .            | -                  | -      | -      | -                   | -      | -      |
| China . . . . .                 | 1                  | -      | 1      | 1                   | -      | 1      |
| India . . . . .                 | 7                  | 3      | 4      | 7                   | 3      | 4      |
| Pakistan . . . . .              | -                  | -      | -      | -                   | -      | -      |
| Sri Lanka . . . . .             | -                  | -      | -      | -                   | -      | -      |
| Other . . . . .                 | 15                 | 14     | 1      | -                   | -      | -      |
| Europe . . . . .                | 77                 | 51     | 26     | 46                  | 36     | 10     |
| Belgium . . . . .               | 2                  | 2      | -      | 2                   | 2      | -      |
| France . . . . .                | 52                 | 35     | 17     | 27                  | 23     | 4      |
| Germany . . . . .               | 4                  | 2      | 2      | 3                   | 1      | 2      |
| Ireland . . . . .               | -                  | -      | -      | -                   | -      | -      |
| Italy . . . . .                 | 7                  | 4      | 3      | 4                   | 4      | -      |
| Spain . . . . .                 | 1                  | 1      | -      | 1                   | 1      | -      |
| Switzerland . . . . .           | 2                  | 1      | 1      | 2                   | 1      | 1      |
| United Kingdom . . . . .        | 7                  | 5      | 2      | 5                   | 3      | 2      |
| Other . . . . .                 | 2                  | 1      | 1      | 2                   | 1      | 1      |
| Oceania . . . . .               | 1                  | 1      | -      | 1                   | 1      | -      |
| Australia . . . . .             | 1                  | 1      | -      | 1                   | 1      | -      |
| Other . . . . .                 | -                  | -      | -      | -                   | -      | -      |
| Other . . . . .                 | 1                  | -      | 1      | -                   | -      | -      |
| Not stated . . . . .            | 12                 | 11     | 1      | 9                   | 8      | 1      |
| Not Stated . . . . .            | -                  | -      | -      | -                   | -      | -      |

Table D5 - Resident population by religion and sex

| Country, Island and Religion           | Both sexes | Male    | Female  |
|--|------------|---------|---------|
| REPUBLIC OF MAURITIUS                  |            |         |         |
| Total . . . . .                        | 1,236,817  | 610,848 | 625,969 |
| No religion . . . . .                  | 8,772      | 5,000   | 3,772   |
| Buddhist . . . . .                     | 2,172      | 905     | 1,267   |
| Chinese . . . . .                      | 3,040      | 1,241   | 1,799   |
| Other Chinese . . . . .                | 63         | 23      | 40      |
| Adventist . . . . .                    | 4,428      | 2,064   | 2,364   |
| Apostholic . . . . .                   | 70         | 28      | 42      |
| Assemblée de Dieu . . . . .            | 8,692      | 4,108   | 4,584   |
| Christian . . . . .                    | 47,774     | 24,534  | 23,240  |
| Christian Orthodox . . . . .           | 34         | 6       | 28      |
| Christian Tamil . . . . .              | 53         | 29      | 24      |
| Church of England . . . . .            | 2,788      | 1,416   | 1,372   |
| Evangelic . . . . .                    | 199        | 108     | 91      |
| Eglise Chrétienne . . . . .            | 142        | 70      | 72      |
| Full Gospel Church . . . . .           | 77         | 32      | 45      |
| La Voix de la Délivrance . . . . .     | 731        | 326     | 405     |
| Methodist . . . . .                    | 29         | 16      | 13      |
| Mission Salut et Guérison . . . . .    | 3,731      | 1,747   | 1,984   |
| Mormon . . . . .                       | 40         | 23      | 17      |
| Peniel Tabernacle . . . . .            | 43         | 25      | 18      |
| Pentecotiste Church . . . . .          | 6,817      | 3,237   | 3,580   |
| Presbyterian . . . . .                 | 501        | 239     | 262     |
| Protestant . . . . .                   | 620        | 338     | 282     |
| Roman Catholic . . . . .               | 324,811    | 161,178 | 163,633 |
| Témoin de Jehovah . . . . .            | 2,173      | 983     | 1,190   |
| The Baptiste Church . . . . .          | 52         | 28      | 24      |
| Other Christian . . . . .              | 748        | 333     | 415     |
| Ahir . . . . .                         | 10         | 5       | 5       |
| Aryan . . . . .                        | 134        | 66      | 68      |
| Arya Samajist . . . . .                | 271        | 116     | 155     |
| Arya Samajist, Other . . . . .         | 25         | 9       | 16      |
| Hindu . . . . .                        | 469,313    | 231,799 | 237,514 |
| Kabir Panthis . . . . .                | 66         | 30      | 36      |
| Marathi & Marathi Hindu . . . . .      | 20,654     | 10,097  | 10,557  |
| Puranic . . . . .                      | 48         | 25      | 23      |
| Rajput . . . . .                       | 2,320      | 1,180   | 1,140   |
| Ravived . . . . .                      | 223        | 123     | 100     |
| Sanatanist . . . . .                   | 639        | 306     | 333     |
| Sanatanist, Hindi speaking . . . . .   | 136        | 66      | 70      |
| Sanatanist, Marathi speaking . . . . . | 16         | 10      | 6       |
| Sanatanist, Other . . . . .            | 77         | 32      | 45      |
| Tamil and Tamil Hindu . . . . .        | 72,036     | 35,082  | 36,954  |
| Telugu and Telugu Hindu . . . . .      | 27,809     | 13,512  | 14,297  |
| Vaish . . . . .                        | 49         | 28      | 21      |
| Vedic . . . . .                        | 6,318      | 3,127   | 3,191   |
| Other Hindu . . . . .                  | 183        | 121     | 62      |
| Ahmadhya . . . . .                     | 1,265      | 646     | 619     |
| Islam . . . . .                        | 59,178     | 29,186  | 29,992  |
| Muslim . . . . .                       | 153,505    | 75,190  | 78,315  |
| Other Muslim . . . . .                 | 21         | 13      | 8       |
| Bahai . . . . .                        | 645        | 324     | 321     |
| Jewish . . . . .                       | 43         | 26      | 17      |
| Other Religions . . . . .              | 1,835      | 949     | 886     |
| Not stated . . . . .                   | 1,398      | 743     | 655     |

Table D5 - Resident population by religion and sex

| Country, Island and Religion           | Both sexes | Male    | Female  |
|--|------------|---------|---------|
| ISLAND OF MAURITIUS                    |            |         |         |
| Total . . . . .                        | 1,196,383  | 590,944 | 605,439 |
| No religion . . . . .                  | 8,634      | 4,910   | 3,724   |
| Buddhist . . . . .                     | 2,170      | 905     | 1,265   |
| Chinese . . . . .                      | 3,031      | 1,237   | 1,794   |
| Other Chinese . . . . .                | 63         | 23      | 40      |
| Adventist . . . . .                    | 4,239      | 1,974   | 2,265   |
| Apostholic . . . . .                   | 54         | 21      | 33      |
| Assemblée de Dieu . . . . .            | 8,002      | 3,792   | 4,210   |
| Christian . . . . .                    | 47,089     | 24,167  | 22,922  |
| Christian Orthodox . . . . .           | 34         | 6       | 28      |
| Christian Tamil . . . . .              | 53         | 29      | 24      |
| Church of England . . . . .            | 2,642      | 1,329   | 1,313   |
| Evangelic . . . . .                    | 197        | 108     | 89      |
| Eglise Chrétienne . . . . .            | 122        | 63      | 59      |
| Full Gospel Church . . . . .           | 73         | 31      | 42      |
| La Voix de la Délivrance . . . . .     | 613        | 282     | 331     |
| Methodist . . . . .                    | 29         | 16      | 13      |
| Mission Salut et Guérison . . . . .    | 3,578      | 1,677   | 1,901   |
| Mormon . . . . .                       | 40         | 23      | 17      |
| Peniel Tabernacle . . . . .            | 17         | 9       | 8       |
| Pentecotiste Church . . . . .          | 6,422      | 3,061   | 3,361   |
| Presbyterian . . . . .                 | 501        | 239     | 262     |
| Protestant . . . . .                   | 617        | 338     | 279     |
| Roman Catholic . . . . .               | 288,059    | 143,101 | 144,958 |
| Témoin de Jehovah . . . . .            | 2,103      | 954     | 1,149   |
| The Baptiste Church . . . . .          | 45         | 23      | 22      |
| Other Christian . . . . .              | 521        | 235     | 286     |
| Ahir . . . . .                         | 10         | 5       | 5       |
| Aryan . . . . .                        | 134        | 66      | 68      |
| Arya Samajist . . . . .                | 271        | 116     | 155     |
| Arya Samajist, Other . . . . .         | 25         | 9       | 16      |
| Hindu . . . . .                        | 469,042    | 231,654 | 237,388 |
| Kabir Panthis . . . . .                | 66         | 30      | 36      |
| Marathi & Marathi Hindu . . . . .      | 20,650     | 10,095  | 10,555  |
| Puranic . . . . .                      | 48         | 25      | 23      |
| Rajput . . . . .                       | 2,320      | 1,180   | 1,140   |
| Ravived . . . . .                      | 223        | 123     | 100     |
| Sanatanist . . . . .                   | 639        | 306     | 333     |
| Sanatanist, Hindi speaking . . . . .   | 136        | 66      | 70      |
| Sanatanist, Marathi speaking . . . . . | 16         | 10      | 6       |
| Sanatanist, Other . . . . .            | 77         | 32      | 45      |
| Tamil and Tamil Hindu . . . . .        | 71,994     | 35,055  | 36,939  |
| Telugu and Telugu Hindu . . . . .      | 27,787     | 13,497  | 14,290  |
| Vaish . . . . .                        | 49         | 28      | 21      |
| Vedic . . . . .                        | 6,318      | 3,127   | 3,191   |
| Other Hindu . . . . .                  | 183        | 121     | 62      |
| Ahmadhya . . . . .                     | 1,259      | 645     | 614     |
| Islam . . . . .                        | 59,059     | 29,126  | 29,933  |
| Muslim . . . . .                       | 153,244    | 75,057  | 78,187  |
| Other Muslim . . . . .                 | 21         | 13      | 8       |
| Bahai . . . . .                        | 639        | 322     | 317     |
| Jewish . . . . .                       | 43         | 26      | 17      |
| Other Religions . . . . .              | 1,832      | 947     | 885     |
| Not stated . . . . .                   | 1,350      | 710     | 640     |

Table D5 - Resident population by religion and sex

| Country, Island and Religion           | Both sexes | Male   | Female |
|--|------------|--------|--------|
| ISLAND OF RODRIGUES                    |            |        |        |
| Total . . . . .                        | 40,434     | 19,904 | 20,530 |
| No religion . . . . .                  | 138        | 90     | 48     |
| Buddhist . . . . .                     | 2          | -      | 2      |
| Chinese . . . . .                      | 9          | 4      | 5      |
| Other Chinese . . . . .                | -          | -      | -      |
| Adventist . . . . .                    | 189        | 90     | 99     |
| Apostholic . . . . .                   | 16         | 7      | 9      |
| Assemblée de Dieu . . . . .            | 690        | 316    | 374    |
| Christian . . . . .                    | 685        | 367    | 318    |
| Christian Orthodox . . . . .           | -          | -      | -      |
| Christian Tamil . . . . .              | -          | -      | -      |
| Church of England . . . . .            | 146        | 87     | 59     |
| Evangelic . . . . .                    | 2          | -      | 2      |
| Eglise Chrétienne . . . . .            | 20         | 7      | 13     |
| Full Gospel Church . . . . .           | 4          | 1      | 3      |
| La Voix de la Délivrance . . . . .     | 118        | 44     | 74     |
| Methodist . . . . .                    | -          | -      | -      |
| Mission Salut et Guérison . . . . .    | 153        | 70     | 83     |
| Mormon . . . . .                       | -          | -      | -      |
| Peniel Tabernacle . . . . .            | 26         | 16     | 10     |
| Pentecotiste Church . . . . .          | 395        | 176    | 219    |
| Presbyterian . . . . .                 | -          | -      | -      |
| Protestant . . . . .                   | 3          | -      | 3      |
| Roman Catholic . . . . .               | 36,752     | 18,077 | 18,675 |
| Témoin de Jehovah . . . . .            | 70         | 29     | 41     |
| The Baptiste Church . . . . .          | 7          | 5      | 2      |
| Other Christian . . . . .              | 227        | 98     | 129    |
| Ahir . . . . .                         | -          | -      | -      |
| Aryan . . . . .                        | -          | -      | -      |
| Arya Samajist . . . . .                | -          | -      | -      |
| Arya Samajist, Other . . . . .         | -          | -      | -      |
| Hindu . . . . .                        | 271        | 145    | 126    |
| Kabir Panthis . . . . .                | -          | -      | -      |
| Marathi & Marathi Hindu . . . . .      | 4          | 2      | 2      |
| Puranic . . . . .                      | -          | -      | -      |
| Rajput . . . . .                       | -          | -      | -      |
| Ravived . . . . .                      | -          | -      | -      |
| Sanatanist . . . . .                   | -          | -      | -      |
| Sanatanist, Hindi speaking . . . . .   | -          | -      | -      |
| Sanatanist, Marathi speaking . . . . . | -          | -      | -      |
| Sanatanist, Other . . . . .            | -          | -      | -      |
| Tamil and Tamil Hindu . . . . .        | 42         | 27     | 15     |
| Telugu and Telugu Hindu . . . . .      | 22         | 15     | 7      |
| Vaish . . . . .                        | -          | -      | -      |
| Vedic . . . . .                        | -          | -      | -      |
| Other Hindu . . . . .                  | -          | -      | -      |
| Ahmadhya . . . . .                     | 6          | 1      | 5      |
| Islam . . . . .                        | 119        | 60     | 59     |
| Muslim . . . . .                       | 261        | 133    | 128    |
| Other Muslim . . . . .                 | -          | -      | -      |
| Bahai . . . . .                        | 6          | 2      | 4      |
| Jewish . . . . .                       | -          | -      | -      |
| Other Religions . . . . .              | 3          | 2      | 1      |
| Not stated . . . . .                   | 48         | 33     | 15     |



Table D6 - Resident population by geographical location and religious group

| Country, District<br>Municipal Ward or<br>Village Council Area | Total     | Religious group      |  |                      |                   |                    |                  |                |                 |                     |                                 |                            |                     |
|--|-----------|----------------------|--|----------------------|-------------------|--------------------|------------------|----------------|-----------------|---------------------|---------------------------------|----------------------------|---------------------|
|  |           | Buddhist/<br>Chinese | Assemblée<br>de Dieu<br>& M.S et<br>Guérison | Church of<br>England | Roman<br>Catholic | Other<br>Christian | Marathi<br>Hindu | Tamil<br>Hindu | Telugu<br>Hindu | Vedic<br>&<br>Aryan | Hindi Hindu<br>& Other<br>Hindu | Islam &<br>Other<br>Muslim | Other &<br>N.stated |
| REPUBLIC OF MAURITIUS. . . . .                                 | 1,236,817 | 5,275                | 12,423                                       | 2,788                | 324,811           | 64,531             | 20,670           | 72,036         | 27,809          | 6,748               | 473,064                         | 213,969                    | 12,693              |
| REPUBLIC OF MAURITIUS - Urban. . . . .                         | 499,349   | 3,510                | 5,459  | 1,892                | 154,987           | 30,649             | 8,527            | 35,213         | 7,122           | 1,215               | 131,624                         | 113,099                    | 6,052               |
| REPUBLIC OF MAURITIUS - Rural. . . . .                         | 737,468   | 1,765                | 6,964  | 896                  | 169,824           | 33,882             | 12,143           | 36,823         | 20,687          | 5,533               | 341,440                         | 100,870                    | 6,641               |
| ISLAND OF MAURITIUS. . . . .                                   | 1,196,383 | 5,264                | 11,580                                       | 2,642                | 288,059           | 62,769             | 20,666           | 71,994         | 27,787          | 6,748               | 472,793                         | 213,583                    | 12,498              |
| ISLAND OF MAURITIUS - Urban. . . . .                           | 499,349   | 3,510                | 5,459  | 1,892                | 154,987           | 30,649             | 8,527            | 35,213         | 7,122           | 1,215               | 131,624                         | 113,099                    | 6,052               |
| ISLAND OF MAURITIUS - Rural. . . . .                           | 697,034   | 1,754                | 6,121  | 750                  | 133,072           | 32,120             | 12,139           | 36,781         | 20,665          | 5,533               | 341,169                         | 100,484                    | 6,446               |
| PORT LOUIS DISTRICT-wholly urban . . . . .                     | 118,431   | 970                  | 905  | 384                  | 38,376            | 5,848              | 435              | 5,136          | 665             | 48                  | 17,045                          | 47,665                     | 954                 |
| Town of Port Louis-Ward 1 East. . . . .                        | 12,553    | 34                   | 147  | 61                   | 5,482             | 1,024              | 145              | 671            | 53              | 9                   | 1,760                           | 3,055                      | 112                 |
| Town of Port Louis-Ward 2 . . . . .                            | 12,956    | 378                  | 90   | 87                   | 4,568             | 1,065              | 191              | 1,275          | 134             | 5                   | 2,273                           | 2,715                      | 175                 |
| Town of Port Louis-Ward 3 . . . . .                            | 21,544    | 262                  | 80   | 95                   | 4,372             | 544                | 38               | 697            | 93              | 28                  | 4,400                           | 10,784                     | 151                 |
| Town of Port Louis-Ward 4 . . . . .                            | 18,443    | 102                  | 3  | 12                   | 421               | 117                | -                | 137            | 8               | -                   | 371                             | 17,205                     | 67                  |
| Town of Port Louis-Ward 5 . . . . .                            | 22,316    | 135                  | 237  | 38                   | 9,817             | 1,163              | 19               | 1,201          | 268             | 2                   | 1,429                           | 7,774                      | 233                 |
| Town of Port Louis-Ward 6 . . . . .                            | 30,619    | 59                   | 348  | 91                   | 13,716            | 1,935              | 42               | 1,155          | 109             | 4                   | 6,812                           | 6,132                      | 216                 |
| PAMPLEMOUSSES DISTRICT-wholly rural. . . . .                   | 136,268   | 528                  | 723  | 325                  | 26,732            | 6,904              | 243              | 6,205          | 1,985           | 993                 | 68,425                          | 22,420                     | 785                 |
| Arsenal VCA . . . . .  | 2,937     | 25                   | 10   | -                    | 534               | 100                | 4                | 171            | 45              | 20                  | 1,951                           | 69                         | 8                   |
| Baie du Tombeau VCA . . . . .                                  | 14,687    | 306                  | 213  | 163                  | 9,037             | 1,492              | 9                | 375            | 96              | 15                  | 1,875                           | 849                        | 257                 |
| Calebasses VCA. . . . .  | 4,816     | 8                    | 13   | 7                    | 274               | 151                | 13               | 102            | 32              | 21                  | 2,553                           | 1,624                      | 18                  |
| Congomah VCA. . . . .  | 1,895     | 3                    | -  | -                    | 80                | 4                  | -                | 11             | 1               | -                   | 1,789                           | 7                          | -                   |
| Crève Coeur VCA . . . . .                                      | 2,790     | -                    | -  | -                    | 29                | 69                 | 49               | 23             | 3               | 33                  | 2,573                           | 6                          | 5                   |
| D'Épinay VCA. . . . .  | 5,304     | 2                    | 28   | 1                    | 397               | 177                | -                | 413            | 341             | 58                  | 3,630                           | 249                        | 8                   |
| Fond du Sac VCA . . . . .                                      | 5,186     | -                    | 19   | -                    | 34                | 46                 | 5                | 263            | 62              | 48                  | 4,487                           | 220                        | 2                   |
| Grand Baie VCA-West(East in R/R). . . . .                      | 2,507     | 19                   | 13   | 14                   | 827               | 357                | 3                | 97             | 7               | -                   | 878                             | 211                        | 81                  |
| Le Hochet VCA . . . . .  | 15,034    | 83                   | 118  | 51                   | 3,647             | 1,246              | 65               | 1,305          | 210             | 5                   | 4,274                           | 3,929                      | 101                 |
| Long Mountain VCA . . . . .                                    | 6,995     | -                    | 13   | -                    | 402               | 170                | 6                | 660            | 48              | 36                  | 5,558                           | 93                         | 9                   |
| Mapou VCA South(North in R/R) . . . . .                        | 254       | -                    | -  | -                    | 86                | 21                 | -                | 30             | 7               | -                   | 104                             | 3                          | 3                   |
| Morcellement St André VCA . . . . .                            | 5,750     | 3                    | 4  | -                    | 18                | 32                 | -                | 229            | 156             | 127                 | 3,921                           | 1,251                      | 9                   |
| Notre Dame VCA. . . . .  | 4,216     | -                    | 6  | -                    | 570               | 119                | 2                | 15             | 6               | 3                   | 1,777                           | 1,715                      | 3                   |
| Pamplemousses VCA . . . . .                                    | 9,295     | 12                   | 66   | 14                   | 2,374             | 340                | 3                | 352            | 150             | 51                  | 4,197                           | 1,702                      | 34                  |
| Piton VCA-West(East in R/R) . . . . .                          | 1,535     | -                    | 28   | 3                    | 178               | 10                 | 1                | 158            | 11              | 7                   | 956                             | 183                        | -                   |
| Plaine des Papayes VCA. . . . .                                | 7,607     | 2                    | 45   | 3                    | 432               | 157                | 2                | 554            | 59              | 51                  | 3,842                           | 2,437                      | 23                  |
| Pointe aux Piments VCA. . . . .                                | 9,079     | 56                   | 33   | 24                   | 3,277             | 978                | 5                | 102            | 59              | 40                  | 3,902                           | 459                        | 144                 |
| Terre Rouge VCA . . . . .                                      | 10,760    | -                    | 92   | 43                   | 2,977             | 841                | 42               | 560            | 93              | 13                  | 4,104                           | 1,956                      | 39                  |
| Triplet VCA . . . . .  | 23,386    | 9                    | 14   | 2                    | 1,515             | 569                | 34               | 640            | 501             | 453                 | 14,235                          | 5,376                      | 38                  |
| Villebague VCA-West(East in R/R). . . . .                      | 2,235     | -                    | 8  | -                    | 44                | 25                 | -                | 145            | 98              | 12                  | 1,819                           | 81                         | 3                   |
| R. DU REMPART DISTRICT-wholly rural. . . . .                   | 106,267   | 79                   | 1,208  | 61                   | 16,365            | 3,941              | 71               | 6,314          | 4,347           | 1,062               | 59,311                          | 12,697                     | 811                 |
| Amaury VCA-North(South in Flacq) . . . . .                     | 2,641     | -                    | 4  | -                    | 69                | -                  | -                | 423            | 25              | 25                  | 1,252                           | 838                        | 5                   |
| Amitié VCA-East(West in Pamp) . . . . .                        | 2,256     | -                    | 6  | 4                    | 95                | 28                 | -                | 157            | 223             | 1                   | 1,356                           | 374                        | 12                  |
| Belle Vue Maurel VCA-South. . . . .                            | 4,518     | 5                    | 12   | 4                    | 253               | 81                 | 4                | 472            | 529             | 70                  | 2,701                           | 351                        | 36                  |
| Cap Malheureux VCA. . . . .                                    | 5,070     | 6                    | 64   | 11                   | 1,614             | 431                | 1                | 798            | 16              | 1                   | 1,627                           | 398                        | 103                 |
| Cottage VCA . . . . .  | 4,192     | 2                    | 36   | -                    | 215               | 177                | -                | 163            | 456             | 21                  | 3,050                           | 48                         | 24                  |
| Espérance Trébuchet VCA . . . . .                              | 2,148     | -                    | -  | -                    | 9                 | 5                  | -                | 36             | 79              | 23                  | 1,975                           | -                          | 21                  |
| Goodlands VCA . . . . .  | 20,712    | 1                    | 315  | 4                    | 3,699             | 784                | 59               | 1,326          | 591             | 424                 | 10,100                          | 3,262                      | 147                 |
| Grand Baie VCA-East(West in Pamp) . . . . .                    | 9,403     | 45                   | 93   | 12                   | 2,971             | 579                | 6                | 630            | 30              | 13                  | 3,174                           | 1,639                      | 211                 |
| Grand Gaube VCA . . . . .                                      | 7,578     | 8                    | 97   | 6                    | 3,673             | 785                | -                | 302            | 14              | 4                   | 2,550                           | 92                         | 47                  |
| Mapou VCA-North (South in Pamp) . . . . .                      | 1,275     | -                    | 21   | 2                    | 396               | 11                 | -                | 195            | 30              | -                   | 591                             | 25                         | 4                   |
| Petit Raffray VCA . . . . .                                    | 9,254     | -                    | 147  | 2                    | 163               | 78                 | -                | 256            | 47              | 144                 | 8,340                           | 50                         | 27                  |
| Piton VCA-East(West in Pamp). . . . .                          | 3,407     | 1                    | -  | 14                   | 67                | 82                 | -                | 293            | 454             | 97                  | 2,190                           | 195                        | 14                  |
| Plaines des Roches VCA-North. . . . .                          | 3,755     | -                    | 39   | -                    | 155               | 58                 | -                | 1              | 76              | 50                  | 2,639                           | 736                        | 1                   |
| Poudre d'Or Hamlet VCA. . . . .                                | 2,335     | 5                    | 20   | 1                    | 25                | 17                 | -                | 148            | 222             | 19                  | 1,869                           | 8                          | 1                   |
| Poudre d'Or VCA . . . . .                                      | 4,142     | -                    | 19   | 1                    | 1,207             | 204                | 1                | 256            | 49              | -                   | 2,213                           | 173                        | 19                  |
| Rivière du Rempart VCA. . . . .                                | 10,825    | 6                    | 67   | -                    | 1,033             | 293                | -                | 468            | 807             | 33                  | 6,338                           | 1,763                      | 17                  |

Table D6 - Resident population by geographical location and religious group

| Country, District<br>Municipal Ward or<br>Village Council Area | Total   | Religious group      |  |                      |                   |                    |                  |                |                 |                     |                                 |                            |                     |
|--|---------|----------------------|--|----------------------|-------------------|--------------------|------------------|----------------|-----------------|---------------------|---------------------------------|----------------------------|---------------------|
|  |         | Buddhist/<br>Chinese | Assemblée<br>de Dieu<br>& M.S et<br>Guérison | Church of<br>England | Roman<br>Catholic | Other<br>Christian | Marathi<br>Hindu | Tamil<br>Hindu | Telugu<br>Hindu | Vedic<br>&<br>Aryan | Hindi Hindu<br>& Other<br>Hindu | Islam &<br>Other<br>Muslim | Other &<br>N.stated |
| Roche Terre VCA . . . . .                                      | 3,162   | -                    | 204  | -                    | 237               | 98                 | -                | 172            | 61              | 91                  | 2,199                           | 92                         | 8                   |
| Roches Noires VCA-North . . . . .                              | 5,683   | -                    | 50   | -                    | 413               | 188                | -                | 69             | 452             | 46                  | 4,108                           | 244                        | 113                 |
| The Vale VCA. . . . .  | 3,840   | -                    | 14   | -                    | 62                | 42                 | -                | 149            | 186             | -                   | 1,026                           | 2,360                      | 1                   |
| Villebague VCA-East . . . . .                                  | 71      | -                    | -  | -                    | 9                 | -                  | -                | -              | -               | -                   | 13                              | 49                         | -                   |
| FLACQ DISTRICT-wholly rural. . . . .                           | 135,406 | 60                   | 743  | 59                   | 20,437            | 5,532              | 1,129            | 6,160          | 3,270           | 1,214               | 79,720                          | 16,617                     | 465                 |
| Amaury VCA-South(North in RR) . . . . .                        | 319     | -                    | 6  | -                    | 145               | 6                  | -                | 15             | 33              | -                   | 94                              | 12                         | 8                   |
| Bel Air Riv. Sèche VCA. . . . .                                | 17,605  | 18                   | 116  | 33                   | 2,796             | 693                | 317              | 991            | 660             | 30                  | 8,206                           | 3,700                      | 45                  |
| Bon Accueil VCA . . . . .                                      | 6,203   | -                    | 7  | -                    | 48                | 51                 | 2                | 612            | 4               | 329                 | 4,382                           | 753                        | 15                  |
| Brisée Verdière VCA-South(N.in RR) . . . . .                   | 7,512   | -                    | 34   | -                    | 607               | 91                 | 41               | 55             | 110             | 23                  | 4,098                           | 2,429                      | 24                  |
| Camp de Masque Pavé VCA . . . . .                              | 4,260   | 1                    | 19   | -                    | 194               | 80                 | 1                | 69             | 165             | 79                  | 2,762                           | 876                        | 14                  |
| Camp de Masque VCA. . . . .                                    | 2,720   | -                    | 29   | -                    | 617               | 235                | 13               | 172            | 38              | -                   | 1,254                           | 358                        | 4                   |
| Camp Ithier VCA . . . . .                                      | 4,269   | -                    | 2  | -                    | 822               | 79                 | -                | 5              | 11              | 9                   | 3,328                           | 11                         | 2                   |
| Centre de Flacq VCA . . . . .                                  | 15,791  | 14                   | 71   | 2                    | 3,279             | 690                | 83               | 1,484          | 1,002           | 33                  | 6,817                           | 2,237                      | 79                  |
| Clémencia VCA . . . . .  | 1,825   | -                    | 34   | -                    | 253               | 197                | 8                | 9              | 1               | -                   | 1,314                           | 3                          | 6                   |
| Écroignard VCA. . . . .  | 6,189   | 5                    | 20   | -                    | 545               | 141                | -                | 274            | 199             | 63                  | 4,842                           | 88                         | 12                  |
| Grand River South-East VCA. . . . .                            | 2,107   | 6                    | 8  | 8                    | 720               | 3                  | 2                | 33             | 43              | -                   | 1,275                           | 9                          | -                   |
| Lalmatie VCA-East(West in Moka) . . . . .                      | 10,387  | 9                    | 9  | -                    | 481               | 173                | 7                | 418            | 48              | 37                  | 8,014                           | 1,177                      | 14                  |
| Laventure VCA . . . . .  | 5,995   | 1                    | 11   | -                    | 487               | 225                | -                | 81             | 8               | 89                  | 4,814                           | 278                        | 1                   |
| Mare La Chaux VCA . . . . .                                    | 1,925   | 5                    | 5  | -                    | 200               | 75                 | -                | 4              | -               | 219                 | 1,409                           | 7                          | 1                   |
| Médine Camp de Masque East VCA. . . . .                        | 5,602   | -                    | 38   | -                    | 1,108             | 196                | 55               | 99             | 214             | -                   | 1,843                           | 2,039                      | 10                  |
| Montagne Blanche VCA - East . . . . .                          | 1,053   | -                    | 14   | -                    | 94                | 15                 | 31               | 8              | 14              | 30                  | 779                             | 67                         | 1                   |
| Olivia VCA. . . . .  | 3,667   | -                    | 33   | -                    | 1,488             | 129                | 199              | 66             | 84              | -                   | 1,456                           | 187                        | 25                  |
| Plaines des Roches VCA - South. . . . .                        | 265     | -                    | -  | -                    | 5                 | -                  | -                | -              | -               | -                   | 260                             | -                          | -                   |
| Poste de Flacq VCA. . . . .                                    | 8,454   | 1                    | 101  | 7                    | 1,636             | 704                | 29               | 282            | 115             | 129                 | 5,193                           | 200                        | 57                  |
| Quatre Cocos VCA. . . . .                                      | 5,872   | -                    | 42   | -                    | 1,082             | 409                | 13               | 28             | 57              | 28                  | 3,799                           | 366                        | 48                  |
| Quatre Soeurs VCA . . . . .                                    | 3,317   | -                    | 10   | -                    | 378               | 51                 | 32               | 17             | 16              | 7                   | 2,622                           | 182                        | 2                   |
| Queen Victoria VCA. . . . .                                    | 2,898   | -                    | 26   | 3                    | 499               | 255                | 39               | 409            | 83              | 3                   | 1,521                           | 45                         | 15                  |
| Sébastopol VCA. . . . .  | 5,553   | -                    | 24   | 2                    | 182               | 33                 | 65               | 19             | 6               | 62                  | 4,396                           | 755                        | 9                   |
| St Julien (Haut de Flacq) VCA-East. . . . .                    | 2,676   | -                    | 5  | -                    | 332               | 302                | 30               | 205            | 104             | -                   | 1,194                           | 484                        | 20                  |
| St Julien D'Hotman VCA-East . . . . .                          | 3,270   | -                    | 18   | -                    | 111               | 56                 | 158              | 678            | 230             | 10                  | 1,984                           | 4                          | 21                  |
| Trou D'Eau Douce VCA. . . . .                                  | 5,672   | -                    | 61   | 4                    | 2,328             | 643                | 4                | 127            | 25              | 34                  | 2,064                           | 350                        | 32                  |
| GRAND PORT DISTRICT-wholly rural . . . . .                     | 110,907 | 184                  | 933  | 76                   | 19,882            | 5,145              | 3,045            | 5,102          | 4,373           | 897                 | 55,751                          | 14,723                     | 796                 |
| Bambous Virieux VCA . . . . .                                  | 1,496   | -                    | 4  | -                    | 750               | 168                | -                | 8              | -               | 2                   | 470                             | 84                         | 10                  |
| Bananes VCA . . . . .  | 660     | -                    | -  | -                    | 18                | 5                  | 5                | -              | 21              | -                   | 611                             | -                          | -                   |
| Beau Vallon VCA . . . . .                                      | 6,904   | 4                    | 196  | 13                   | 3,227             | 612                | 5                | 371            | 505             | 43                  | 1,510                           | 302                        | 116                 |
| Bois des Amourettes VCA . . . . .                              | 1,880   | -                    | 12   | -                    | 858               | 286                | -                | 14             | 16              | 47                  | 615                             | 18                         | 14                  |
| Cluny VCA . . . . .  | 1,549   | -                    | 119  | -                    | 225               | 54                 | 292              | 187            | 37              | -                   | 623                             | 2                          | 10                  |
| Grand Bel Air VCA . . . . .                                    | 1,538   | 3                    | 16   | 1                    | 572               | 89                 | -                | 61             | 1               | -                   | 228                             | 561                        | 6                   |
| Grand Sable VCA . . . . .                                      | 2,182   | -                    | 13   | -                    | 323               | 68                 | -                | 13             | 39              | -                   | 1,405                           | 320                        | 1                   |
| L'Escalier VCA - East . . . . .                                | 7,755   | 16                   | 44   | -                    | 1,133             | 272                | 105              | 629            | 261             | 75                  | 3,273                           | 1,933                      | 14                  |
| Mahébourg VCA . . . . .  | 15,176  | 39                   | 156  | 25                   | 3,756             | 535                | 41               | 1,049          | 1,089           | 181                 | 5,904                           | 2,323                      | 78                  |
| Mare Chicose VCA. . . . .                                      | 325     | -                    | -  | -                    | 10                | -                  | 2                | 23             | 3               | -                   | 287                             | -                          | -                   |
| Mare d'Albert VCA . . . . .                                    | 4,666   | -                    | 11   | -                    | 63                | 77                 | 153              | 157            | 154             | 56                  | 3,784                           | 180                        | 31                  |
| Mare Tabac VCA. . . . .  | 2,731   | -                    | 17   | -                    | 62                | 105                | 16               | 86             | 44              | 38                  | 2,359                           | 4                          | -                   |
| New Grove VCA . . . . .  | 10,518  | 4                    | 23   | 2                    | 645               | 420                | 1,311            | 623            | 207             | 77                  | 5,524                           | 1,646                      | 36                  |
| Nouvelle France VCA . . . . .                                  | 7,165   | 21                   | 26   | -                    | 321               | 106                | 63               | 123            | 118             | 5                   | 5,268                           | 1,105                      | 9                   |
| Old Grand Port VCA. . . . .                                    | 2,969   | -                    | 25   | -                    | 1,252             | 261                | -                | 127            | 12              | 4                   | 1,028                           | 253                        | 7                   |
| Petit Bel Air VCA . . . . .                                    | 1,186   | -                    | 27   | -                    | 92                | 35                 | 10               | 117            | 48              | 9                   | 786                             | 55                         | 7                   |
| Plaine Magnien VCA. . . . .                                    | 10,443  | 64                   | 31   | 4                    | 1,515             | 483                | 201              | 120            | 414             | 29                  | 4,282                           | 2,946                      | 354                 |
| Rivière des Créoles VCA . . . . .                              | 3,066   | -                    | 23   | 4                    | 390               | 76                 | 23               | 58             | 112             | 10                  | 2,111                           | 247                        | 12                  |
| Riv. du Poste VCA-East. . . . .                                | 1,281   | -                    | 6  | -                    | 5                 | 24                 | 32               | 14             | 8               | 65                  | 1,127                           | -                          | -                   |
| Rose Belle VCA. . . . .  | 12,035  | 19                   | 113  | 16                   | 2,022             | 627                | 385              | 613            | 515             | 50                  | 5,857                           | 1,767                      | 51                  |
| St Hubert VCA . . . . .  | 3,153   | 11                   | 15   | -                    | 701               | 256                | 138              | 146            | 133             | -                   | 1,570                           | 173                        | 10                  |

Table D6 - Resident population by geographical location and religious group

| Country, District<br>Municipal Ward or<br>Village Council Area | Total   | Religious group      |  |                      |                   |                    |                  |                |                 |                     |                                 |                            |                     |
|--|---------|----------------------|--|----------------------|-------------------|--------------------|------------------|----------------|-----------------|---------------------|---------------------------------|----------------------------|---------------------|
|  |         | Buddhist/<br>Chinese | Assemblée<br>de Dieu<br>& M.S et<br>Guérison | Church of<br>England | Roman<br>Catholic | Other<br>Christian | Marathi<br>Hindu | Tamil<br>Hindu | Telugu<br>Hindu | Vedic<br>&<br>Aryan | Hindi Hindu<br>& Other<br>Hindu | Islam &<br>Other<br>Muslim | Other &<br>N.stated |
| Trois Boutiques VCA . . . . .                                  | 7,322   | -                    | 33   | 10                   | 1,415             | 292                | 106              | 171            | 539             | 201                 | 4,485                           | 45                         | 25                  |
| Union Park VCA. . . . .  | 4,907   | 3                    | 23   | 1                    | 527               | 294                | 157              | 392            | 97              | 5                   | 2,644                           | 759                        | 5                   |
| SAVANNE DISTRICT-wholly rural. . . . .                         | 67,906  | 47                   | 492  | 31                   | 13,049            | 2,681              | 2,207            | 5,983          | 3,691           | 462                 | 25,256                          | 13,822                     | 185                 |
| Baie du Cap VCA . . . . .                                      | 2,388   | 13                   | 19   | 4                    | 1,332             | 29                 | 667              | 38             | 2               | -                   | 273                             | 4                          | 7                   |
| Bel Ombre VCA . . . . .  | 2,417   | 6                    | 28   | 10                   | 1,419             | 27                 | 62               | 57             | 165             | -                   | 627                             | 7                          | 9                   |
| Bénarès VCA . . . . .  | 2,209   | -                    | 15   | -                    | 673               | 151                | 26               | 335            | 128             | 9                   | 664                             | 199                        | 9                   |
| Bois Chéri VCA. . . . .  | 3,482   | -                    | 30   | -                    | 125               | 118                | 176              | 172            | 44              | 22                  | 2,238                           | 553                        | 4                   |
| Britannia VCA . . . . .  | 1,278   | -                    | 5  | -                    | 233               | 143                | 33               | 146            | 93              | 4                   | 442                             | 171                        | 8                   |
| Camp Diable VCA . . . . .                                      | 4,796   | -                    | 6  | -                    | 443               | 109                | 9                | 384            | 28              | 10                  | 886                             | 2,917                      | 4                   |
| Chamouny VCA. . . . .  | 4,721   | -                    | 23   | -                    | 576               | 186                | 485              | 621            | 246             | 91                  | 2,371                           | 115                        | 7                   |
| Chemin Grenier VCA. . . . .                                    | 12,223  | 23                   | 90   | 11                   | 2,512             | 619                | 255              | 780            | 1,128           | 50                  | 2,820                           | 3,916                      | 19                  |
| Grand Bois VCA. . . . .  | 7,982   | -                    | 21   | 1                    | 247               | 136                | 175              | 172            | 99              | 69                  | 5,274                           | 1,786                      | 2                   |
| L'Escalier VCA-West(East in G/P). . . . .                      | 15      | -                    | -  | -                    | 3                 | 4                  | -                | 3              | -               | -                   | 5                               | -                          | -                   |
| Rivière des Anguilles VCA . . . . .                            | 9,242   | 2                    | 64   | 2                    | 1,465             | 249                | 117              | 1,284          | 1,071           | 32                  | 3,054                           | 1,849                      | 53                  |
| Rivière du Poste VCA - West . . . . .                          | 889     | -                    | 20   | -                    | 16                | 30                 | 4                | -              | -               | 136                 | 678                             | -                          | 5                   |
| Saint Aubin VCA . . . . .                                      | 1,346   | -                    | 9  | -                    | 478               | 225                | 2                | 120            | 89              | -                   | 254                             | 166                        | 3                   |
| Souillac VCA. . . . .  | 4,411   | 3                    | 62   | 2                    | 1,412             | 269                | 21               | 670            | 318             | 23                  | 844                             | 768                        | 19                  |
| Surinam VCA . . . . .  | 10,507  | -                    | 100  | 1                    | 2,115             | 386                | 175              | 1,201          | 280             | 16                  | 4,826                           | 1,371                      | 36                  |
| PLAINES WILHEMS DISTRICT . . . . .                             | 362,292 | 2,522                | 4,129  | 1,372                | 105,217           | 23,366             | 7,568            | 28,682         | 6,285           | 908                 | 112,567                         | 64,787                     | 4,889               |
| PLAINES WILHEMS DISTRICT - Urban . . . . .                     | 356,468 | 2,480                | 4,104  | 1,358                | 104,447           | 22,905             | 7,269            | 28,516         | 6,236           | 873                 | 109,563                         | 63,932                     | 4,785               |
| Town of B-Bassin/R-Hill . . . . .                              | 103,098 | 1,292                | 1,881  | 721                  | 40,749            | 8,689              | 650              | 11,193         | 751             | 55                  | 18,458                          | 17,084                     | 1,575               |
| Town of B-Bassin/R-Hill-Ward 1 . . . . .                       | 24,597  | 35                   | 499  | 67                   | 7,762             | 1,404              | 86               | 4,152          | 100             | 15                  | 5,207                           | 5,084                      | 186                 |
| Town of B-Bassin/R-Hill-Ward 2 . . . . .                       | 25,350  | 155                  | 648  | 199                  | 11,978            | 2,419              | 80               | 2,298          | 187             | 7                   | 2,975                           | 3,957                      | 447                 |
| Town of B-Bassin/R-Hill-Ward 3 . . . . .                       | 24,200  | 271                  | 518  | 203                  | 11,383            | 2,869              | 272              | 2,767          | 194             | -                   | 2,546                           | 2,699                      | 478                 |
| Town of B-Bassin/R-Hill-Ward 4 . . . . .                       | 28,951  | 831                  | 216  | 252                  | 9,626             | 1,997              | 212              | 1,976          | 270             | 33                  | 7,730                           | 5,344                      | 464                 |
| Town of Quatre Bornes . . . . .                                | 71,633  | 372                  | 667  | 180                  | 17,859            | 3,992              | 2,455            | 6,265          | 2,726           | 197                 | 28,175                          | 7,318                      | 1,427               |
| Town of Q-Bornes-Ward 1. . . . .                               | 21,715  | 164                  | 200  | 91                   | 4,917             | 1,184              | 249              | 2,223          | 756             | 17                  | 7,079                           | 4,519                      | 316                 |
| Town of Q-Bornes-Ward 2. . . . .                               | 21,470  | 153                  | 135  | 68                   | 5,672             | 1,034              | 490              | 1,406          | 796             | 64                  | 8,365                           | 2,389                      | 898                 |
| Town of Q-Bornes-Ward 3 East . . . . .                         | 28,448  | 55                   | 332  | 21                   | 7,270             | 1,774              | 1,716            | 2,636          | 1,174           | 116                 | 12,731                          | 410                        | 213                 |
| Town of Vac/Phoenix . . . . .                                  | 104,271 | 587                  | 754  | 277                  | 15,460            | 4,056              | 3,715            | 7,154          | 1,534           | 501                 | 40,731                          | 28,754                     | 748                 |
| Town of Vac/Phoenix-Ward 1 . . . . .                           | 28,339  | 80                   | 302  | 55                   | 4,842             | 1,296              | 2,971            | 2,937          | 592             | 97                  | 8,874                           | 6,091                      | 202                 |
| Town of Vac/Phoenix-Ward 2 . . . . .                           | 25,830  | 64                   | 158  | 97                   | 5,222             | 1,111              | 279              | 1,218          | 196             | 118                 | 11,184                          | 5,968                      | 215                 |
| Town of Vac/Phoenix-Ward 3 . . . . .                           | 22,740  | 43                   | 206  | 73                   | 3,274             | 929                | 234              | 1,214          | 231             | 157                 | 10,917                          | 5,220                      | 242                 |
| Town of Vac/Phoenix-Ward 4 West. . . . .                       | 27,362  | 400                  | 88   | 52                   | 2,122             | 720                | 231              | 1,785          | 515             | 129                 | 9,756                           | 11,475                     | 89                  |
| Town of Curepipe. . . . .                                      | 77,466  | 229                  | 802  | 180                  | 30,379            | 6,168              | 449              | 3,904          | 1,225           | 120                 | 22,199                          | 10,776                     | 1,035               |
| Town of Curepipe-Ward 1. . . . .                               | 25,074  | 70                   | 267  | 54                   | 8,998             | 2,033              | 95               | 1,061          | 288             | 38                  | 9,716                           | 2,130                      | 324                 |
| Town of Curepipe-Ward 2 West . . . . .                         | 23,797  | 69                   | 265  | 77                   | 8,784             | 1,945              | 183              | 1,238          | 309             | 37                  | 6,216                           | 4,340                      | 334                 |
| Town of Curepipe-Ward 3. . . . .                               | 28,595  | 90                   | 270  | 49                   | 12,597            | 2,190              | 171              | 1,605          | 628             | 45                  | 6,267                           | 4,306                      | 377                 |
| PLAINES WILHEMS DISTRICT - Rural . . . . .                     | 5,824   | 42                   | 25   | 14                   | 770               | 461                | 299              | 166            | 49              | 35                  | 3,004                           | 855                        | 104                 |
| Midlands VCA. . . . .  | 5,303   | 3                    | 25   | 14                   | 656               | 412                | 299              | 126            | 49              | 35                  | 2,831                           | 802                        | 51                  |
| Moka VCA-West(East in Moka) . . . . .                          | 521     | 39                   | -  | -                    | 114               | 49                 | -                | 40             | -               | -                   | 173                             | 53                         | 53                  |
| MOKA DISTRICT. . . . .   | 82,301  | 499                  | 942  | 67                   | 11,353            | 2,918              | 2,761            | 5,868          | 2,807           | 1,048               | 35,093                          | 18,563                     | 382                 |
| MOKA DISTRICT - Urban. . . . .                                 | 1,293   | -                    | 4  | -                    | 43                | 27                 | 4                | 206            | 99              | 288                 | 319                             | 299                        | 4                   |
| Town of Curepipe-Ward 2 East. . . . .                          | 5       | -                    | -  | -                    | 5                 | -                  | -                | -              | -               | -                   | -                               | -                          | -                   |
| Town of Vac/Phoenix-Ward 4 East . . . . .                      | 1,288   | -                    | 4  | -                    | 38                | 27                 | 4                | 206            | 99              | 288                 | 319                             | 299                        | 4                   |
| MOKA DISTRICT - Rural. . . . .                                 | 81,008  | 499                  | 938  | 67                   | 11,310            | 2,891              | 2,757            | 5,662          | 2,708           | 760                 | 34,774                          | 18,264                     | 378                 |
| Camp Thorel VCA . . . . .                                      | 2,128   | -                    | -  | -                    | 6                 | 10                 | -                | 1              | -               | 86                  | 2,024                           | -                          | 1                   |
| Dagotièrre VCA . . . . .                                       | 7,146   | -                    | 39   | -                    | 823               | 186                | 552              | 481            | 411             | 162                 | 3,881                           | 583                        | 28                  |
| Dubreuil VCA-West (East in Flacq) . . . . .                    | 2,840   | 201                  | 57   | -                    | 211               | 166                | 137              | 117            | 79              | 36                  | 1,805                           | 18                         | 13                  |
| Espérance VCA . . . . .  | 1,884   | -                    | 29   | -                    | 93                | 21                 | 179              | 41             | 230             | 13                  | 1,054                           | 223                        | 1                   |
| La Laura - Malenga VCA. . . . .                                | 1,288   | -                    | -  | -                    | -                 | 10                 | -                | 4              | 2               | 12                  | 1,251                           | 4                          | 5                   |
| L'Avenir VCA. . . . .  | 2,701   | -                    | 30   | -                    | 303               | 32                 | 8                | 126            | 24              | 34                  | 878                             | 1,262                      | 4                   |

Table D6 - Resident population by geographical location and religious group

| Country, District<br>Municipal Ward or<br>Village Council Area | Total  | Religious group      |  |                      |                   |                    |                  |                |                 |                     |                                 |                            |                     |
|--|--------|----------------------|--|----------------------|-------------------|--------------------|------------------|----------------|-----------------|---------------------|---------------------------------|----------------------------|---------------------|
|  |        | Buddhist/<br>Chinese | Assemblée<br>de Dieu<br>& M.S et<br>Guérison | Church of<br>England | Roman<br>Catholic | Other<br>Christian | Marathi<br>Hindu | Tamil<br>Hindu | Telugu<br>Hindu | Vedic<br>&<br>Aryan | Hindi Hindu<br>& Other<br>Hindu | Islam &<br>Other<br>Muslim | Other &<br>N.stated |
| Médine - Camp de Masque VCA-West. . . . .                      | 1,514  | 1                    | 22   | -                    | 75                | 47                 | 115              | 9              | 38              | 2                   | 683                             | 522                        | -                   |
| Melrose VCA . . . . .  | 1,955  | -                    | 18   | -                    | 32                | 33                 | 585              | 26             | 30              | -                   | 1,070                           | 160                        | 1                   |
| Moka VCA-East(West in Pl.Wilhems) . . . . .                    | 8,325  | 52                   | 90   | 37                   | 1,784             | 409                | 120              | 1,292          | 130             | 72                  | 3,210                           | 1,031                      | 98                  |
| Montagne Blanche VCA-West . . . . .                            | 8,000  | 11                   | 106  | -                    | 837               | 205                | 426              | 154            | 43              | -                   | 4,671                           | 1,532                      | 15                  |
| Pailles VCA . . . . .  | 11,618 | 17                   | 56   | 18                   | 2,167             | 585                | 27               | 391            | 36              | 19                  | 1,921                           | 6,335                      | 46                  |
| Providence VCA. . . . .  | 3,285  | 1                    | 24   | -                    | 201               | 21                 | 203              | 414            | 49              | -                   | 1,529                           | 841                        | 2                   |
| Quartier Militaire VCA. . . . .                                | 7,046  | 195                  | 35   | -                    | 1,137             | 356                | 147              | 249            | 430             | 143                 | 2,506                           | 1,827                      | 21                  |
| Nouvelle Decouverte VCA . . . . .                              | 3,024  | -                    | 31   | -                    | 19                | 23                 | 1                | 24             | 8               | 115                 | 1,822                           | 975                        | 6                   |
| St Julien d'Hotman VCA-West . . . . .                          | 91     | -                    | -  | -                    | -                 | -                  | -                | -              | -               | -                   | 91                              | -                          | -                   |
| St Pierre VCA . . . . .  | 15,982 | 21                   | 338  | 12                   | 3,106             | 720                | 140              | 2,179          | 1,029           | 62                  | 5,379                           | 2,867                      | 129                 |
| Verdun VCA. . . . .  | 2,181  | -                    | 63   | -                    | 516               | 67                 | 117              | 154            | 169             | 4                   | 999                             | 84                         | 8                   |
| BLACK RIVER DISTRICT . . . . .                                 | 76,605 | 375                  | 1,505  | 267                  | 36,648            | 6,434              | 3,207            | 2,544          | 364             | 116                 | 19,625                          | 2,289                      | 3,231               |
| BLACK RIVER DISTRICT - Urban . . . . .                         | 23,157 | 60                   | 446  | 150                  | 12,121            | 1,869              | 819              | 1,355          | 122             | 6                   | 4,697                           | 1,203                      | 309                 |
| Town of Port Louis-Ward 1 West. . . . .                        | 19,177 | 56                   | 409  | 150                  | 11,182            | 1,629              | 133              | 1,304          | 89              | 6                   | 2,771                           | 1,173                      | 275                 |
| Town of Q/Bornes-Ward 3 West. . . . .                          | 3,980  | 4                    | 37   | -                    | 939               | 240                | 686              | 51             | 33              | -                   | 1,926                           | 30                         | 34                  |
| BLACK RIVER DISTRICT - Rural . . . . .                         | 53,448 | 315                  | 1,059  | 117                  | 24,527            | 4,565              | 2,388            | 1,189          | 242             | 110                 | 14,928                          | 1,086                      | 2,922               |
| Albion VCA. . . . .  | 5,205  | 11                   | 39   | 35                   | 3,253             | 421                | 7                | 220            | 40              | -                   | 908                             | 96                         | 175                 |
| Bambous VCA . . . . .  | 15,345 | 12                   | 349  | 9                    | 6,644             | 1,548              | 518              | 356            | 61              | 110                 | 5,243                           | 423                        | 72                  |
| Cascavelle VCA-West(East in P/W). . . . .                      | 2,479  | -                    | 162  | -                    | 786               | 187                | 157              | 38             | 23              | -                   | 1,102                           | 13                         | 11                  |
| Case Noyale VCA . . . . .                                      | 1,703  | -                    | 59   | 2                    | 1,311             | 115                | 146              | 7              | -               | -                   | 33                              | 2                          | 28                  |
| Chamarel VCA-West(East in Sav.) . . . . .                      | 784    | -                    | -  | -                    | 339               | 315                | 9                | 66             | -               | -                   | 36                              | 5                          | 14                  |
| Flic en Flac VCA. . . . .                                      | 2,197  | 11                   | 6  | 9                    | 938               | 160                | 10               | 107            | 57              | -                   | 685                             | 105                        | 109                 |
| Grande Rivière Noire VCA. . . . .                              | 2,668  | 10                   | 3  | 6                    | 1,578             | 389                | 405              | 15             | 4               | -                   | 135                             | 5                          | 118                 |
| Gros Cailloux VCA . . . . .                                    | 3,189  | -                    | 191  | 3                    | 488               | 67                 | 30               | 88             | -               | -                   | 2,304                           | 5                          | 13                  |
| La Gaulette VCA . . . . .                                      | 2,315  | 1                    | 55   | 4                    | 1,221             | 192                | 711              | 9              | 6               | -                   | 172                             | 4                          | 40                  |
| Le Morne VCA. . . . .  | 1,300  | -                    | 12   | -                    | 881               | 144                | 55               | 14             | 8               | -                   | 72                              | 5                          | 9                   |
| Petite Rivière VCA. . . . .                                    | 4,591  | -                    | 40   | 2                    | 1,241             | 302                | 10               | 119            | 17              | -                   | 2,778                           | 63                         | 19                  |
| Richelieu VCA . . . . .  | 7,906  | 263                  | 98   | 11                   | 3,531             | 486                | 28               | 139            | 4               | -                   | 921                             | 343                        | 2,082               |
| Tamarin VCA . . . . .  | 3,766  | 7                    | 45   | 36                   | 2,316             | 239                | 302              | 11             | 22              | -                   | 539                             | 17                         | 232                 |
| ISLAND OF RODRIGUES . . . . .                                  | 40,434 | 11                   | 843  | 146                  | 36,752            | 1,762              | 4                | 42             | 22              | -                   | 271                             | 386                        | 195                 |
| Region 1. . . . .  | 6,901  | 1                    | 249  | 25                   | 6,108             | 354                | -                | 10             | -               | -                   | 30                              | 83                         | 41                  |
| Region 2. . . . .  | 5,690  | 4                    | 138  | 5                    | 5,351             | 145                | -                | 1              | 2               | -                   | 12                              | 20                         | 12                  |
| Region 3. . . . .  | 7,494  | -                    | 88   | 2                    | 7,013             | 353                | -                | -              | -               | -                   | 12                              | 10                         | 16                  |
| Region 4. . . . .  | 6,077  | -                    | 129  | 34                   | 5,425             | 312                | -                | 1              | 6               | -                   | 55                              | 72                         | 43                  |
| Region 5. . . . .  | 7,705  | 6                    | 197  | 79                   | 6,762             | 250                | 4                | 28             | 14              | -                   | 142                             | 186                        | 37                  |
| Region 6. . . . .  | 6,567  | -                    | 42   | 1                    | 6,093             | 348                | -                | 2              | -               | -                   | 20                              | 15                         | 46                  |

Table D7 - Resident population by language of forefathers and sex

| Country, Island and Language of forefathers | Both sexes | Male    | Female  |
|---|------------|---------|---------|
| REPUBLIC OF MAURITIUS                       |            |         |         |
| All linguistic groups . . . . .             | 1,236,817  | 610,848 | 625,969 |
| Creole. . . . .                             | 500,699    | 247,563 | 253,136 |
| Cantonese . . . . .                         | 407        | 206     | 201     |
| Chinese . . . . .                           | 5,197      | 2,475   | 2,722   |
| Hakka . . . . .                             | 5,332      | 2,667   | 2,665   |
| Mandarin. . . . .                           | 1,046      | 344     | 702     |
| Other Chinese . . . . .                     | 95         | 44      | 51      |
| English . . . . .                           | 1,351      | 621     | 730     |
| French. . . . .                             | 20,099     | 9,776   | 10,323  |
| Other European. . . . .                     | 165        | 92      | 73      |
| Arabic. . . . .                             | 560        | 267     | 293     |
| Bhojpuri. . . . .                           | 238,451    | 116,391 | 122,060 |
| Bengali . . . . .                           | 6,658      | 1,784   | 4,874   |
| Gujrati . . . . .                           | 1,029      | 465     | 564     |
| Hindi . . . . .                             | 13,256     | 8,467   | 4,789   |
| Marathi . . . . .                           | 7,310      | 3,546   | 3,764   |
| Sinhala . . . . .                           | 625        | 165     | 460     |
| Tamil . . . . .                             | 19,166     | 9,269   | 9,897   |
| Telugu. . . . .                             | 8,584      | 4,195   | 4,389   |
| Urdu. . . . .                               | 7,253      | 3,613   | 3,640   |
| Other Indian. . . . .                       | 511        | 322     | 189     |
| Other Oriental. . . . .                     | 122        | 54      | 68      |
| Afrikaans . . . . .                         | 170        | 90      | 80      |
| Swahili . . . . .                           | 12         | 6       | 6       |
| Malagasy. . . . .                           | 1,251      | 508     | 743     |
| Russian . . . . .                           | 94         | 12      | 82      |
| Creole & Chinese. . . . .                   | 5,661      | 2,905   | 2,756   |
| Creole & English. . . . .                   | 798        | 415     | 383     |
| Creole & French . . . . .                   | 29,361     | 14,050  | 15,311  |
| Creole & Hindi. . . . .                     | 11,001     | 5,348   | 5,653   |
| Creole & Marathi. . . . .                   | 7,903      | 3,915   | 3,988   |
| Creole & Tamil. . . . .                     | 26,927     | 13,270  | 13,657  |
| Creole & Telugu . . . . .                   | 7,401      | 3,565   | 3,836   |
| Creole & Urdu . . . . .                     | 13,198     | 6,525   | 6,673   |
| Creole & Other. . . . .                     | 1,403      | 702     | 701     |
| Chinese & Mandarin. . . . .                 | 112        | 10      | 102     |
| Chinese & European. . . . .                 | 186        | 83      | 103     |
| Other Mixed Chinese . . . . .               | 563        | 279     | 284     |
| English & French. . . . .                   | 2,028      | 1,013   | 1,015   |
| English & Other European. . . . .           | 138        | 73      | 65      |
| French & Other European . . . . .           | 240        | 163     | 77      |
| English & Oriental. . . . .                 | 880        | 422     | 458     |
| French & Oriental . . . . .                 | 505        | 223     | 282     |
| Other Mixed European. . . . .               | 603        | 304     | 299     |

Table D7 - Resident population by language of forefathers and sex

| Country, Island and<br>Language of forefathers | Both<br>sexes | Male    | Female  |
|--|---------------|---------|---------|
| REPUBLIC OF MAURITIUS                          |               |         |         |
| Bhojpuri & Creole . . . . .                    | 228,729       | 112,901 | 115,828 |
| Bhojpuri & Hindi . . . . .                     | 36,505        | 18,072  | 18,433  |
| Bhojpuri & Marathi . . . . .                   | 1,188         | 594     | 594     |
| Bhojpuri & Tamil . . . . .                     | 1,858         | 885     | 973     |
| Bhojpuri & Telugu . . . . .                    | 1,871         | 914     | 957     |
| Bhojpuri & Urdu . . . . .                      | 5,844         | 2,915   | 2,929   |
| Bhojpuri & Other . . . . .                     | 201           | 98      | 103     |
| Hindi & Marathi . . . . .                      | 288           | 140     | 148     |
| Hindi & Tamil . . . . .                        | 496           | 288     | 208     |
| Hindi & Telugu . . . . .                       | 275           | 130     | 145     |
| Hindi & Urdu . . . . .                         | 395           | 190     | 205     |
| Marathi & Tamil . . . . .                      | 41            | 20      | 21      |
| Marathi & Telugu . . . . .                     | 15            | 7       | 8       |
| Marathi & Urdu . . . . .                       | 3             | 1       | 2       |
| Tamil & Telugu . . . . .                       | 146           | 65      | 81      |
| Other Mixed Indian . . . . .                   | 1,382         | 759     | 623     |
| Other . . . . .                                | 86            | 47      | 39      |
| Not stated(1) . . . . .                        | 9,143         | 6,615   | 2,528   |

(1) Comprising mostly residents of institutions and collective quarters.

Table D7 - Resident population by language of forefathers and sex

| Country, Island and Language of forefathers | Both sexes | Male    | Female  |
|---|------------|---------|---------|
| ISLAND OF MAURITIUS                         |            |         |         |
| All linguistic groups . . . . .             | 1,196,383  | 590,944 | 605,439 |
| Creole. . . . .                             | 461,948    | 228,578 | 233,370 |
| Cantonese . . . . .                         | 398        | 200     | 198     |
| Chinese . . . . .                           | 5,175      | 2,466   | 2,709   |
| Hakka . . . . .                             | 5,298      | 2,650   | 2,648   |
| Mandarin. . . . .                           | 1,035      | 341     | 694     |
| Other Chinese . . . . .                     | 93         | 44      | 49      |
| English . . . . .                           | 1,347      | 619     | 728     |
| French. . . . .                             | 19,900     | 9,661   | 10,239  |
| Other European. . . . .                     | 163        | 90      | 73      |
| Arabic. . . . .                             | 555        | 265     | 290     |
| Bhojpuri. . . . .                           | 238,361    | 116,339 | 122,022 |
| Bengali . . . . .                           | 6,658      | 1,784   | 4,874   |
| Gujrati . . . . .                           | 1,018      | 461     | 557     |
| Hindi . . . . .                             | 13,228     | 8,452   | 4,776   |
| Marathi . . . . .                           | 7,309      | 3,545   | 3,764   |
| Sinhala . . . . .                           | 625        | 165     | 460     |
| Tamil . . . . .                             | 19,145     | 9,255   | 9,890   |
| Telugu. . . . .                             | 8,576      | 4,189   | 4,387   |
| Urdu. . . . .                               | 7,241      | 3,605   | 3,636   |
| Other Indian. . . . .                       | 511        | 322     | 189     |
| Other Oriental. . . . .                     | 122        | 54      | 68      |
| Afrikaans . . . . .                         | 169        | 90      | 79      |
| Swahili . . . . .                           | 12         | 6       | 6       |
| Malagasy. . . . .                           | 1,247      | 508     | 739     |
| Russian . . . . .                           | 94         | 12      | 82      |
| Creole & Chinese. . . . .                   | 5,356      | 2,742   | 2,614   |
| Creole & English. . . . .                   | 770        | 403     | 367     |
| Creole & French . . . . .                   | 29,111     | 13,926  | 15,185  |
| Creole & Hindi. . . . .                     | 10,884     | 5,292   | 5,592   |
| Creole & Marathi. . . . .                   | 7,901      | 3,915   | 3,986   |
| Creole & Tamil. . . . .                     | 26,880     | 13,238  | 13,642  |
| Creole & Telugu . . . . .                   | 7,382      | 3,555   | 3,827   |
| Creole & Urdu . . . . .                     | 13,155     | 6,502   | 6,653   |
| Creole & Other. . . . .                     | 1,346      | 678     | 668     |
| Chinese & Mandarin. . . . .                 | 112        | 10      | 102     |
| Chinese & European. . . . .                 | 180        | 81      | 99      |
| Other Mixed Chinese . . . . .               | 554        | 273     | 281     |
| English & French. . . . .                   | 2,013      | 1,002   | 1,011   |
| English & Other European. . . . .           | 138        | 73      | 65      |
| French & Other European . . . . .           | 235        | 160     | 75      |
| English & Oriental. . . . .                 | 878        | 421     | 457     |
| French & Oriental . . . . .                 | 503        | 221     | 282     |
| Other Mixed European. . . . .               | 597        | 301     | 296     |

Table D7 - Resident population by language of forefathers and sex

| Country, Island and Language of forefathers | Both sexes | Male    | Female  |
|---|------------|---------|---------|
| ISLAND OF MAURITIUS                         |            |         |         |
| Bhojpuri & Creole . . . . .                 | 228,601    | 112,838 | 115,763 |
| Bhojpuri & Hindi . . . . .                  | 36,498     | 18,067  | 18,431  |
| Bhojpuri & Marathi . . . . .                | 1,188      | 594     | 594     |
| Bhojpuri & Tamil . . . . .                  | 1,858      | 885     | 973     |
| Bhojpuri & Telugu . . . . .                 | 1,870      | 913     | 957     |
| Bhojpuri & Urdu . . . . .                   | 5,841      | 2,913   | 2,928   |
| Bhojpuri & Other . . . . .                  | 201        | 98      | 103     |
| Hindi & Marathi . . . . .                   | 284        | 138     | 146     |
| Hindi & Tamil . . . . .                     | 493        | 288     | 205     |
| Hindi & Telugu . . . . .                    | 275        | 130     | 145     |
| Hindi & Urdu . . . . .                      | 395        | 190     | 205     |
| Marathi & Tamil . . . . .                   | 41         | 20      | 21      |
| Marathi & Telugu . . . . .                  | 15         | 7       | 8       |
| Marathi & Urdu . . . . .                    | 3          | 1       | 2       |
| Tamil & Telugu . . . . .                    | 146        | 65      | 81      |
| Other Mixed Indian . . . . .                | 1,373      | 755     | 618     |
| Other . . . . .                             | 84         | 47      | 37      |
| Not stated(1) . . . . .                     | 8,994      | 6,501   | 2,493   |

(1) Comprising mostly residents of institutions and collective quarters.



Table D7 - Resident population by language of forefathers and sex

| Country, Island and Language of forefathers | Both sexes | Male   | Female |
|---|------------|--------|--------|
| ISLAND OF RODRIGUES                         |            |        |        |
| All linguistic groups . . . . .             | 40,434     | 19,904 | 20,530 |
| Creole. . . . .                             | 38,751     | 18,985 | 19,766 |
| Cantonese . . . . .                         | 9          | 6      | 3      |
| Chinese . . . . .                           | 22         | 9      | 13     |
| Hakka . . . . .                             | 34         | 17     | 17     |
| Mandarin. . . . .                           | 11         | 3      | 8      |
| Other Chinese . . . . .                     | 2          | -      | 2      |
| English . . . . .                           | 4          | 2      | 2      |
| French. . . . .                             | 199        | 115    | 84     |
| Other European. . . . .                     | 2          | 2      | -      |
| Arabic. . . . .                             | 5          | 2      | 3      |
| Bhojpuri. . . . .                           | 90         | 52     | 38     |
| Bengali . . . . .                           | -          | -      | -      |
| Gujrati . . . . .                           | 11         | 4      | 7      |
| Hindi . . . . .                             | 28         | 15     | 13     |
| Marathi . . . . .                           | 1          | 1      | -      |
| Sinhala . . . . .                           | -          | -      | -      |
| Tamil . . . . .                             | 21         | 14     | 7      |
| Telugu. . . . .                             | 8          | 6      | 2      |
| Urdu. . . . .                               | 12         | 8      | 4      |
| Other Indian. . . . .                       | -          | -      | -      |
| Other Oriental. . . . .                     | -          | -      | -      |
| Afrikaans . . . . .                         | 1          | -      | 1      |
| Swahili . . . . .                           | -          | -      | -      |
| Malagasy. . . . .                           | 4          | -      | 4      |
| Russian . . . . .                           | -          | -      | -      |
| Creole & Chinese. . . . .                   | 305        | 163    | 142    |
| Creole & English. . . . .                   | 28         | 12     | 16     |
| Creole & French . . . . .                   | 250        | 124    | 126    |
| Creole & Hindi. . . . .                     | 117        | 56     | 61     |
| Creole & Marathi. . . . .                   | 2          | -      | 2      |
| Creole & Tamil. . . . .                     | 47         | 32     | 15     |
| Creole & Telugu . . . . .                   | 19         | 10     | 9      |
| Creole & Urdu . . . . .                     | 43         | 23     | 20     |
| Creole & Other. . . . .                     | 57         | 24     | 33     |
| Chinese & Mandarin. . . . .                 | -          | -      | -      |
| Chinese & European. . . . .                 | 6          | 2      | 4      |
| Other Mixed Chinese . . . . .               | 9          | 6      | 3      |
| English & French. . . . .                   | 15         | 11     | 4      |
| English & Other European. . . . .           | -          | -      | -      |
| French & Other European . . . . .           | 5          | 3      | 2      |
| English & Oriental. . . . .                 | 2          | 1      | 1      |
| French & Oriental . . . . .                 | 2          | 2      | -      |
| Other Mixed European. . . . .               | 6          | 3      | 3      |

Table D7 - Resident population by language of forefathers and sex

| Country, Island and<br>Language of forefathers | Both<br>sexes | Male | Female |
|--|---------------|------|--------|
| ISLAND OF RODRIGUES                            |               |      |        |
| Bhojpuri & Creole . . . . .                    | 128           | 63   | 65     |
| Bhojpuri & Hindi . . . . .                     | 7             | 5    | 2      |
| Bhojpuri & Marathi . . . . .                   | -             | -    | -      |
| Bhojpuri & Tamil . . . . .                     | -             | -    | -      |
| Bhojpuri & Telugu . . . . .                    | 1             | 1    | -      |
| Bhojpuri & Urdu . . . . .                      | 3             | 2    | 1      |
| Bhojpuri & Other . . . . .                     | -             | -    | -      |
| Hindi & Marathi . . . . .                      | 4             | 2    | 2      |
| Hindi & Tamil . . . . .                        | 3             | -    | 3      |
| Hindi & Telugu . . . . .                       | -             | -    | -      |
| Hindi & Urdu . . . . .                         | -             | -    | -      |
| Marathi & Tamil . . . . .                      | -             | -    | -      |
| Marathi & Telugu . . . . .                     | -             | -    | -      |
| Marathi & Urdu . . . . .                       | -             | -    | -      |
| Tamil & Telugu . . . . .                       | -             | -    | -      |
| Other Mixed Indian . . . . .                   | 9             | 4    | 5      |
| Other . . . . .                                | 2             | -    | 2      |
| Not stated(1) . . . . .                        | 149           | 114  | 35     |

(1) Comprising mostly residents of institutions and collective quarters.

Table D8 - Resident population by language usually spoken at home and sex

| Country, Island and<br>Language usually spoken at home | Both<br>sexes | Male    | Female  |
|--|---------------|---------|---------|
| REPUBLIC OF MAURITIUS                                  |               |         |         |
| All languages . . . . .                                | 1,236,817     | 610,848 | 625,969 |
| Creole . . . . .                                       | 1,069,874     | 530,595 | 539,279 |
| Cantonese . . . . .                                    | 31            | 14      | 17      |
| Chinese . . . . .                                      | 2,258         | 1,001   | 1,257   |
| Hakka . . . . .  | 330           | 139     | 191     |
| Mandarin . . . . .                                     | 637           | 140     | 497     |
| Other Chinese . . . . .                                | 20            | 13      | 7       |
| English . . . . .                                      | 5,573         | 2,803   | 2,770   |
| French . . . . .                                       | 51,214        | 24,395  | 26,819  |
| Other European . . . . .                               | 84            | 50      | 34      |
| Arabic . . . . .                                       | 36            | 19      | 17      |
| Bhojpuri . . . . .                                     | 65,289        | 29,959  | 35,330  |
| Bengali . . . . .                                      | 7,139         | 2,370   | 4,769   |
| Gujrati . . . . .                                      | 253           | 147     | 106     |
| Hindi . . . . .  | 8,690         | 6,762   | 1,928   |
| Marathi . . . . .                                      | 490           | 235     | 255     |
| Sinhala . . . . .                                      | 815           | 189     | 626     |
| Tamil . . . . .  | 1,134         | 641     | 493     |
| Telugu . . . . .                                       | 1,600         | 770     | 830     |
| Urdu . . . . .   | 814           | 442     | 372     |
| Other Indian . . . . .                                 | 291           | 186     | 105     |
| Other Oriental . . . . .                               | 34            | 21      | 13      |
| Afrikaans . . . . .                                    | 36            | 25      | 11      |
| Swahili . . . . .                                      | 11            | 6       | 5       |
| Malagasy . . . . .                                     | 1,283         | 666     | 617     |
| Russian . . . . .                                      | 40            | 17      | 23      |
| Creole & Chinese . . . . .                             | 303           | 149     | 154     |
| Creole & English . . . . .                             | 340           | 167     | 173     |
| Creole & French . . . . .                              | 7,001         | 3,421   | 3,580   |
| Creole & Hindi . . . . .                               | 790           | 350     | 440     |
| Creole & Marathi . . . . .                             | 94            | 48      | 46      |
| Creole & Tamil . . . . .                               | 284           | 135     | 149     |
| Creole & Telugu . . . . .                              | 152           | 61      | 91      |
| Creole & Urdu . . . . .                                | 110           | 55      | 55      |
| Creole & Other . . . . .                               | 41            | 17      | 24      |
| Chinese & Mandarin . . . . .                           | 109           | 16      | 93      |
| Chinese & European . . . . .                           | 14            | 5       | 9       |
| Other Mixed Chinese . . . . .                          | 10            | 5       | 5       |
| English & French . . . . .                             | 322           | 163     | 159     |
| English & Other European . . . . .                     | 8             | 5       | 3       |
| French & Other European . . . . .                      | 21            | 10      | 11      |
| English & Oriental . . . . .                           | 87            | 52      | 35      |
| French & Oriental . . . . .                            | 11            | 8       | 3       |
| Other Mixed European . . . . .                         | 39            | 22      | 17      |

Table D8 - Resident population by language usually spoken at home and sex

| Country, Island and<br>Language usually spoken at home | Both<br>sexes | Male  | Female |
|--|---------------|-------|--------|
| REPUBLIC OF MAURITIUS                                  |               |       |        |
| Bhojpuri & Creole . . . . .                            | 7,104         | 3,526 | 3,578  |
| Bhojpuri & Hindi . . . . .                             | 238           | 125   | 113    |
| Bhojpuri & Marathi . . . . .                           | 2             | 1     | 1      |
| Bhojpuri & Tamil . . . . .                             | 4             | 2     | 2      |
| Bhojpuri & Telugu . . . . .                            | 1             | 1     | -      |
| Bhojpuri & Urdu . . . . .                              | -             | -     | -      |
| Bhojpuri & Other . . . . .                             | -             | -     | -      |
| Hindi & Marathi . . . . .                              | 3             | 2     | 1      |
| Hindi & Tamil . . . . .                                | -             | -     | -      |
| Hindi & Telugu . . . . .                               | -             | -     | -      |
| Hindi & Urdu . . . . .                                 | -             | -     | -      |
| Marathi & Tamil . . . . .                              | -             | -     | -      |
| Marathi & Telugu . . . . .                             | -             | -     | -      |
| Marathi & Urdu . . . . .                               | -             | -     | -      |
| Tamil & Telugu . . . . .                               | -             | -     | -      |
| Other Mixed Indian . . . . .                           | 159           | 35    | 124    |
| Other . . . . .  | 45            | 26    | 19     |
| Not stated . . . . .                                   | 1,549         | 836   | 713    |

Table D8 - Resident population by language usually spoken at home and sex

| Country, Island and Language usually spoken at home | Both sexes | Male    | Female  |
|---|------------|---------|---------|
| ISLAND OF MAURITIUS                                 |            |         |         |
| All languages . . . . .                             | 1,196,383  | 590,944 | 605,439 |
| Creole . . . . .                                    | 1,030,005  | 510,990 | 519,015 |
| Cantonese . . . . .                                 | 31         | 14      | 17      |
| Chinese . . . . .                                   | 2,258      | 1,001   | 1,257   |
| Hakka . . . . .                                     | 330        | 139     | 191     |
| Mandarin . . . . .                                  | 637        | 140     | 497     |
| Other Chinese . . . . .                             | 20         | 13      | 7       |
| English . . . . .                                   | 5,558      | 2,794   | 2,764   |
| French . . . . .                                    | 50,863     | 24,211  | 26,652  |
| Other European . . . . .                            | 84         | 50      | 34      |
| Arabic . . . . .                                    | 36         | 19      | 17      |
| Bhojpuri . . . . .                                  | 65,284     | 29,956  | 35,328  |
| Bengali . . . . .                                   | 7,139      | 2,370   | 4,769   |
| Gujrati . . . . .                                   | 253        | 147     | 106     |
| Hindi . . . . .                                     | 8,685      | 6,759   | 1,926   |
| Marathi . . . . .                                   | 490        | 235     | 255     |
| Sinhala . . . . .                                   | 815        | 189     | 626     |
| Tamil . . . . .                                     | 1,133      | 640     | 493     |
| Telugu . . . . .                                    | 1,600      | 770     | 830     |
| Urdu . . . . .                                      | 814        | 442     | 372     |
| Other Indian . . . . .                              | 291        | 186     | 105     |
| Other Oriental . . . . .                            | 34         | 21      | 13      |
| Afrikaans . . . . .                                 | 36         | 25      | 11      |
| Swahili . . . . .                                   | 11         | 6       | 5       |
| Malagasy . . . . .                                  | 1,283      | 666     | 617     |
| Russian . . . . .                                   | 40         | 17      | 23      |
| Creole & Chinese . . . . .                          | 303        | 149     | 154     |
| Creole & English . . . . .                          | 339        | 166     | 173     |
| Creole & French . . . . .                           | 6,872      | 3,358   | 3,514   |
| Creole & Hindi . . . . .                            | 790        | 350     | 440     |
| Creole & Marathi . . . . .                          | 94         | 48      | 46      |
| Creole & Tamil . . . . .                            | 284        | 135     | 149     |
| Creole & Telugu . . . . .                           | 152        | 61      | 91      |
| Creole & Urdu . . . . .                             | 110        | 55      | 55      |
| Creole & Other . . . . .                            | 37         | 17      | 20      |
| Chinese & Mandarin . . . . .                        | 109        | 16      | 93      |
| Chinese & European . . . . .                        | 14         | 5       | 9       |
| Other Mixed Chinese . . . . .                       | 10         | 5       | 5       |
| English & French . . . . .                          | 319        | 162     | 157     |
| English & Other European . . . . .                  | 8          | 5       | 3       |
| French & Other European . . . . .                   | 21         | 10      | 11      |
| English & Oriental . . . . .                        | 87         | 52      | 35      |
| French & Oriental . . . . .                         | 11         | 8       | 3       |
| Other Mixed European . . . . .                      | 39         | 22      | 17      |

Table D8 - Resident population by language usually spoken at home and sex

| Country, Island and<br>Language usually spoken at home | Both<br>sexes | Male  | Female |
|--|---------------|-------|--------|
| ISLAND OF MAURITIUS                                    |               |       |        |
| Bhojpuri & Creole . . . . .                            | 7,104         | 3,526 | 3,578  |
| Bhojpuri & Hindi . . . . .                             | 238           | 125   | 113    |
| Bhojpuri & Marathi . . . . .                           | 2             | 1     | 1      |
| Bhojpuri & Tamil . . . . .                             | 4             | 2     | 2      |
| Bhojpuri & Telugu . . . . .                            | 1             | 1     | -      |
| Bhojpuri & Urdu . . . . .                              | -             | -     | -      |
| Bhojpuri & Other . . . . .                             | -             | -     | -      |
| Hindi & Marathi . . . . .                              | 3             | 2     | 1      |
| Hindi & Tamil . . . . .                                | -             | -     | -      |
| Hindi & Telugu . . . . .                               | -             | -     | -      |
| Hindi & Urdu . . . . .                                 | -             | -     | -      |
| Marathi & Tamil . . . . .                              | -             | -     | -      |
| Marathi & Telugu . . . . .                             | -             | -     | -      |
| Marathi & Urdu . . . . .                               | -             | -     | -      |
| Tamil & Telugu . . . . .                               | -             | -     | -      |
| Other Mixed Indian . . . . .                           | 159           | 35    | 124    |
| Other . . . . .  | 45            | 26    | 19     |
| Not stated . . . . .                                   | 1,498         | 802   | 696    |

Table D8 - Resident population by language usually spoken at home and sex

| Country, Island and Language usually spoken at home | Both sexes | Male   | Female |
|---|------------|--------|--------|
| ISLAND OF RODRIGUES                                 |            |        |        |
| All languages . . . . .                             | 40,434     | 19,904 | 20,530 |
| Creole . . . . .                                    | 39,869     | 19,605 | 20,264 |
| Cantonese . . . . .                                 | -          | -      | -      |
| Chinese . . . . .                                   | -          | -      | -      |
| Hakka . . . . .                                     | -          | -      | -      |
| Mandarin . . . . .                                  | -          | -      | -      |
| Other Chinese . . . . .                             | -          | -      | -      |
| English . . . . .                                   | 15         | 9      | 6      |
| French . . . . .                                    | 351        | 184    | 167    |
| Other European . . . . .                            | -          | -      | -      |
| Arabic . . . . .                                    | -          | -      | -      |
| Bhojpuri . . . . .                                  | 5          | 3      | 2      |
| Bengali . . . . .                                   | -          | -      | -      |
| Gujrati . . . . .                                   | -          | -      | -      |
| Hindi . . . . .                                     | 5          | 3      | 2      |
| Marathi . . . . .                                   | -          | -      | -      |
| Sinhala . . . . .                                   | -          | -      | -      |
| Tamil . . . . .                                     | 1          | 1      | -      |
| Telugu . . . . .                                    | -          | -      | -      |
| Urdu . . . . .                                      | -          | -      | -      |
| Other Indian . . . . .                              | -          | -      | -      |
| Other Oriental . . . . .                            | -          | -      | -      |
| Afrikaans . . . . .                                 | -          | -      | -      |
| Swahili . . . . .                                   | -          | -      | -      |
| Malagasy . . . . .                                  | -          | -      | -      |
| Russian . . . . .                                   | -          | -      | -      |
| Creole & Chinese . . . . .                          | -          | -      | -      |
| Creole & English . . . . .                          | 1          | 1      | -      |
| Creole & French . . . . .                           | 129        | 63     | 66     |
| Creole & Hindi . . . . .                            | -          | -      | -      |
| Creole & Marathi . . . . .                          | -          | -      | -      |
| Creole & Tamil . . . . .                            | -          | -      | -      |
| Creole & Telugu . . . . .                           | -          | -      | -      |
| Creole & Urdu . . . . .                             | -          | -      | -      |
| Creole & Other . . . . .                            | 4          | -      | 4      |
| Chinese & Mandarin . . . . .                        | -          | -      | -      |
| Chinese & European . . . . .                        | -          | -      | -      |
| Other Mixed Chinese . . . . .                       | -          | -      | -      |
| English & French . . . . .                          | 3          | 1      | 2      |
| English & Other European . . . . .                  | -          | -      | -      |
| French & Other European . . . . .                   | -          | -      | -      |
| English & Oriental . . . . .                        | -          | -      | -      |
| French & Oriental . . . . .                         | -          | -      | -      |
| Other Mixed European . . . . .                      | -          | -      | -      |

Table D8 - Resident population by language usually spoken at home and sex

| Country, Island and<br>Language usually spoken at home | Both<br>sexes | Male | Female |
|--|---------------|------|--------|
| ISLAND OF RODRIGUES                                    |               |      |        |
| Bhojpuri & Creole . . . . .                            | -             | -    | -      |
| Bhojpuri & Hindi . . . . .                             | -             | -    | -      |
| Bhojpuri & Marathi . . . . .                           | -             | -    | -      |
| Bhojpuri & Tamil . . . . .                             | -             | -    | -      |
| Bhojpuri & Telugu . . . . .                            | -             | -    | -      |
| Bhojpuri & Urdu . . . . .                              | -             | -    | -      |
| Bhojpuri & Other . . . . .                             | -             | -    | -      |
| Hindi & Marathi . . . . .                              | -             | -    | -      |
| Hindi & Tamil . . . . .                                | -             | -    | -      |
| Hindi & Telugu . . . . .                               | -             | -    | -      |
| Hindi & Urdu . . . . .                                 | -             | -    | -      |
| Marathi & Tamil . . . . .                              | -             | -    | -      |
| Marathi & Telugu . . . . .                             | -             | -    | -      |
| Marathi & Urdu . . . . .                               | -             | -    | -      |
| Tamil & Telugu . . . . .                               | -             | -    | -      |
| Other Mixed Indian . . . . .                           | -             | -    | -      |
| Other . . . . .  | -             | -    | -      |
| Not stated . . . . .                                   | 51            | 34   | 17     |



Table D9 - Resident population by geographical location and language usually spoken at home

| Country, Geographical District,<br>Municipal Ward/Village Council Area | Total     | Language usually spoken at home |                      |           |         |        |       |         |       |        |      |                       |
|--|-----------|---------------------------------|----------------------|-----------|---------|--------|-------|---------|-------|--------|------|-----------------------|
|  |           | Bhojpuri                        | Chinese<br>languages | Creole    | English | French | Hindi | Marathi | Tamil | Telugu | Urdu | Other &<br>Not stated |
| REPUBLIC OF MAURITIUS . . . . .  | 1,236,817 | 65,289                          | 3,276                | 1,069,874 | 5,573   | 51,214 | 8,690 | 490     | 1,134 | 1,600  | 814  | 28,863                |
| REPUBLIC OF MAURITIUS - Urban . . . . .                                | 499,349   | 3,782                           | 2,000                | 439,692   | 2,896   | 32,605 | 2,798 | 102     | 439   | 162    | 382  | 14,491                |
| REPUBLIC OF MAURITIUS - Rural . . . . .                                | 737,468   | 61,507                          | 1,276                | 630,182   | 2,677   | 18,609 | 5,892 | 388     | 695   | 1,438  | 432  | 14,372                |
| ISLAND OF MAURITIUS . . . . .  | 1,196,383 | 65,284                          | 3,276                | 1,030,005 | 5,558   | 50,863 | 8,685 | 490     | 1,133 | 1,600  | 814  | 28,675                |
| ISLAND OF MAURITIUS - Urban . . . . .                                  | 499,349   | 3,782                           | 2,000                | 439,692   | 2,896   | 32,605 | 2,798 | 102     | 439   | 162    | 382  | 14,491                |
| ISLAND OF MAURITIUS - Rural . . . . .                                  | 697,034   | 61,502                          | 1,276                | 590,313   | 2,662   | 18,258 | 5,887 | 388     | 694   | 1,438  | 432  | 14,184                |
| PORT LOUIS DISTRICT-wholly urban . . . . .                             | 118,431   | 1,079                           | 398                  | 112,251   | 198     | 1,922  | 293   | -       | 34    | 8      | 70   | 2,178                 |
| Town of Port Louis-Ward 1 East . . . . .                               | 12,553    | 15                              | 9                    | 11,933    | 6       | 300    | 38    | -       | -     | 2      | 3    | 247                   |
| Town of Port Louis-Ward 2 . . . . .                                    | 12,956    | 27                              | 169                  | 12,272    | 24      | 273    | 11    | -       | -     | 2      | 6    | 172                   |
| Town of Port Louis-Ward 3 . . . . .                                    | 21,544    | 86                              | 86                   | 20,659    | 73      | 270    | 36    | -       | 4     | -      | 18   | 312                   |
| Town of Port Louis-Ward 4 . . . . .                                    | 18,443    | 6                               | 71                   | 18,122    | 41      | 86     | 31    | -       | -     | -      | 22   | 64                    |
| Town of Port Louis-Ward 5 . . . . .                                    | 22,316    | 28                              | 58                   | 21,056    | 22      | 355    | 100   | -       | 7     | -      | 17   | 673                   |
| Town of Port Louis-Ward 6 . . . . .                                    | 30,619    | 917                             | 5                    | 28,209    | 32      | 638    | 77    | -       | 23    | 4      | 4    | 710                   |
| PAMPLEMOUSSES DISTRICT-wholly rural . . . . .                          | 136,268   | 16,289                          | 126                  | 110,509   | 558     | 3,883  | 1,705 | 12      | 148   | 167    | 80   | 2,791                 |
| Arsenal VCA . . . . .  | 2,937     | 240                             | -                    | 2,527     | 8       | 81     | 58    | -       | 3     | 4      | -    | 16                    |
| Baie du Tombeau VCA . . . . .  | 14,687    | 43                              | 62                   | 12,501    | 56      | 813    | 474   | -       | 16    | 4      | -    | 718                   |
| Calebasses VCA . . . . .   | 4,816     | 524                             | -                    | 4,225     | 7       | 41     | 7     | -       | -     | -      | -    | 12                    |
| Congomah VCA . . . . .   | 1,895     | 756                             | -                    | 1,130     | 2       | 2      | 1     | -       | -     | -      | -    | 4                     |
| Crève Coeur VCA . . . . .  | 2,790     | 1,042                           | -                    | 1,711     | 4       | 9      | 18    | -       | -     | -      | -    | 6                     |
| D'Épinay VCA . . . . .   | 5,304     | 785                             | -                    | 4,289     | 14      | 148    | 30    | -       | -     | 9      | -    | 29                    |
| Fond du Sac VCA . . . . .  | 5,186     | 1,487                           | 2                    | 3,477     | 11      | 28     | 122   | -       | 4     | -      | -    | 55                    |
| Grand Baie VCA-West (East in R/R) . . . . .                            | 2,507     | 170                             | -                    | 1,321     | 96      | 566    | -     | -       | 2     | 4      | -    | 348                   |
| Le Hochet VCA . . . . .  | 15,034    | 308                             | 47                   | 13,552    | 38      | 398    | 70    | -       | 45    | 7      | 10   | 559                   |
| Long Mountain VCA . . . . .  | 6,995     | 949                             | -                    | 5,861     | 9       | 39     | 32    | -       | 10    | -      | -    | 95                    |
| Mapou VCA South (North in R/R) . . . . .                               | 254       | 2                               | -                    | 224       | 6       | 22     | -     | -       | -     | -      | -    | -                     |
| Morcellement St André VCA . . . . .                                    | 5,750     | 948                             | -                    | 4,440     | 23      | 20     | 50    | -       | 2     | 19     | 5    | 243                   |
| Notre Dame VCA . . . . .   | 4,216     | 449                             | -                    | 3,565     | 10      | 59     | 2     | -       | -     | -      | 4    | 127                   |
| Pamplemousses VCA . . . . .  | 9,295     | 483                             | 10                   | 8,110     | 41      | 325    | 198   | -       | -     | 35     | 2    | 91                    |
| Piton VCA-West (East in R/R) . . . . .                                 | 1,535     | 141                             | -                    | 1,299     | -       | 27     | 33    | -       | -     | -      | 1    | 34                    |
| Plaine des Papayes VCA . . . . .                                       | 7,607     | 923                             | -                    | 6,279     | 28      | 201    | 70    | -       | -     | -      | 2    | 104                   |
| Pointe aux Piments VCA . . . . .                                       | 9,079     | 1,264                           | 5                    | 6,697     | 119     | 682    | 99    | 8       | 10    | 7      | -    | 188                   |
| Terre Rouge VCA . . . . .  | 10,760    | 259                             | -                    | 10,071    | 4       | 233    | 102   | -       | 5     | 10     | 6    | 70                    |
| Triplet VCA . . . . .  | 23,386    | 5,204                           | -                    | 17,317    | 81      | 185    | 337   | 4       | 51    | 67     | 50   | 90                    |
| Villebague VCA-West (East in R/R) . . . . .                            | 2,235     | 312                             | -                    | 1,913     | 1       | 4      | 2     | -       | -     | 1      | -    | 2                     |
| R. DU REMPART DISTRICT-wholly rural . . . . .                          | 106,267   | 14,954                          | 18                   | 82,599    | 514     | 3,356  | 565   | 5       | 173   | 549    | 53   | 3,481                 |
| Amaury VCA-North (South in Flacq) . . . . .                            | 2,641     | 393                             | 1                    | 1,901     | 4       | 7      | 11    | -       | 20    | -      | -    | 304                   |
| Amitié VCA-East (West in Pamp) . . . . .                               | 2,256     | 377                             | -                    | 1,541     | 5       | 6      | 8     | -       | -     | 58     | 2    | 259                   |
| Belle Vue Maurel VCA-South . . . . .                                   | 4,518     | 950                             | -                    | 3,151     | 5       | 76     | 27    | -       | 44    | 137    | 1    | 127                   |
| Cap Malheureux VCA . . . . .   | 5,070     | 215                             | -                    | 3,974     | 93      | 625    | 3     | -       | -     | -      | 1    | 159                   |
| Cottage VCA . . . . .  | 4,192     | 881                             | -                    | 3,161     | 6       | 25     | 8     | -       | 3     | 102    | -    | 6                     |
| Espérance Trébuchet VCA . . . . .                                      | 2,148     | 481                             | -                    | 1,633     | -       | 6      | 24    | -       | -     | 2      | -    | 2                     |
| Goodlands VCA . . . . .  | 20,712    | 2,416                           | 7                    | 16,153    | 72      | 490    | 194   | 5       | 31    | 12     | 20   | 1,312                 |
| Grand Baie VCA-East (West in Pamp) . . . . .                           | 9,403     | 382                             | 3                    | 7,658     | 158     | 1,048  | 28    | -       | 10    | -      | 12   | 104                   |
| Grand Gaube VCA . . . . .  | 7,578     | 202                             | -                    | 6,635     | 46      | 377    | 50    | -       | 7     | 1      | -    | 260                   |
| Mapou VCA-North (South in Pamp) . . . . .                              | 1,275     | 59                              | -                    | 1,159     | 9       | 38     | 8     | -       | 2     | -      | -    | -                     |
| Petit Raffray VCA . . . . .  | 9,254     | 2,320                           | -                    | 6,501     | 18      | 72     | 43    | -       | 1     | 9      | 1    | 289                   |
| Piton VCA-East (West in Pamp) . . . . .                                | 3,407     | 584                             | 2                    | 2,578     | 53      | 75     | 33    | -       | 9     | 56     | -    | 17                    |
| Plaines des Roches VCA-North . . . . .                                 | 3,755     | 756                             | -                    | 2,899     | 2       | 20     | 11    | -       | -     | 39     | 1    | 27                    |
| Poudre d'Or Hamlet VCA . . . . .                                       | 2,335     | 268                             | 5                    | 2,017     | 3       | 17     | 2     | -       | 10    | 9      | -    | 4                     |
| Poudre d'Or VCA . . . . .  | 4,142     | 445                             | -                    | 3,651     | 1       | 21     | 1     | -       | 17    | 1      | -    | 5                     |
| Rivière du Rempart VCA . . . . .                                       | 10,825    | 1,650                           | -                    | 8,817     | 15      | 62     | 59    | -       | 13    | 43     | 12   | 154                   |
| Roche Terre VCA . . . . .  | 3,162     | 1,058                           | -                    | 1,743     | 6       | 46     | 7     | -       | -     | -      | -    | 302                   |
| Roches Noires VCA-North . . . . .                                      | 5,683     | 1,320                           | -                    | 3,811     | 14      | 280    | 43    | -       | 6     | 64     | -    | 145                   |

Table D9 - Resident population by geographical location and language usually spoken at home

| Country, Geographical District,<br>Municipal Ward/Village Council Area | Total   | Language usually spoken at home |                      |         |         |        |       |         |       |        |      |                       |
|--|---------|---------------------------------|----------------------|---------|---------|--------|-------|---------|-------|--------|------|-----------------------|
|  |         | Bhojpuri                        | Chinese<br>languages | Creole  | English | French | Hindi | Marathi | Tamil | Telugu | Urdu | Other &<br>Not stated |
| The Vale VCA . . . . .   | 3,840   | 197                             | -                    | 3,555   | 4       | 56     | 5     | -       | -     | 16     | 2    | 5                     |
| Villebague VCA-East . . . . .  | 71      | -                               | -                    | 61      | -       | 9      | -     | -       | -     | -      | 1    | -                     |
| FLACQ DISTRICT-wholly rural . . . . .                                  | 135,406 | 18,626                          | 27                   | 111,682 | 222     | 1,424  | 832   | 32      | 101   | 135    | 78   | 2,247                 |
| Amaury VCA-South(North in RR) . . . . .                                | 319     | 47                              | -                    | 204     | -       | 8      | -     | -       | -     | -      | -    | 60                    |
| Bel Air Riv. Sèche VCA . . . . .                                       | 17,605  | 1,015                           | 6                    | 16,127  | 15      | 87     | 62    | 9       | 5     | 9      | 12   | 258                   |
| Bon Accueil VCA . . . . .  | 6,203   | 1,367                           | -                    | 4,654   | 19      | 8      | 41    | -       | -     | -      | 2    | 112                   |
| Brisée Verdière VCA-South(N.in RR) . . . . .                           | 7,512   | 912                             | -                    | 6,506   | 5       | 23     | 18    | -       | -     | -      | 6    | 42                    |
| Camp de Masque Pavé VCA . . . . .                                      | 4,260   | 889                             | 1                    | 3,219   | 10      | 1      | 5     | -       | -     | 41     | 3    | 91                    |
| Camp de Masque VCA . . . . .   | 2,720   | 125                             | -                    | 2,527   | 6       | 29     | 12    | -       | -     | -      | -    | 21                    |
| Camp Ithier VCA . . . . .  | 4,269   | 1,227                           | -                    | 2,992   | 14      | 16     | 13    | -       | -     | -      | -    | 7                     |
| Centre de Flacq VCA . . . . .  | 15,791  | 687                             | 7                    | 14,282  | 32      | 323    | 102   | 2       | 62    | 18     | 14   | 262                   |
| Clémencia VCA . . . . .  | 1,825   | 126                             | -                    | 1,673   | -       | 23     | 1     | -       | -     | -      | -    | 2                     |
| Écroignard VCA . . . . .   | 6,189   | 1,328                           | 2                    | 4,551   | 2       | 33     | 88    | -       | -     | 48     | 19   | 118                   |
| Grand River South-East VCA . . . . .                                   | 2,107   | 345                             | -                    | 1,676   | -       | 38     | 8     | -       | -     | -      | -    | 40                    |
| Lalmatie VCA-East(West in Moka) . . . . .                              | 10,387  | 2,240                           | 8                    | 7,784   | 10      | 32     | 147   | -       | 18    | -      | 4    | 144                   |
| Laventure VCA . . . . .  | 5,995   | 1,707                           | -                    | 4,195   | 7       | 22     | 17    | -       | -     | -      | -    | 47                    |
| Mare La Chaux VCA . . . . .  | 1,925   | 527                             | -                    | 1,340   | 3       | 18     | 5     | -       | -     | -      | -    | 32                    |
| Médine Camp de Masque East VCA . . . . .                               | 5,602   | 157                             | -                    | 5,015   | 9       | 59     | 9     | 1       | -     | 3      | 12   | 337                   |
| Montagne Blanche VCA - East . . . . .                                  | 1,053   | 99                              | -                    | 936     | -       | 5      | 7     | -       | -     | -      | -    | 6                     |
| Olivia VCA . . . . .   | 3,667   | 190                             | -                    | 3,314   | -       | 88     | 4     | 3       | 5     | -      | -    | 63                    |
| Plaines des Roches VCA - South . . . . .                               | 265     | 88                              | -                    | 174     | 1       | 1      | -     | -       | -     | -      | -    | 1                     |
| Poste de Flacq VCA . . . . .   | 8,454   | 1,833                           | -                    | 6,148   | 46      | 288    | 16    | 3       | 1     | 2      | -    | 117                   |
| Quatre Cocos VCA . . . . .   | 5,872   | 1,297                           | 3                    | 4,483   | 10      | 42     | 4     | 1       | -     | -      | 1    | 31                    |
| Quatre Soeurs VCA . . . . .  | 3,317   | 662                             | -                    | 2,643   | -       | -      | -     | -       | -     | -      | -    | 12                    |
| Queen Victoria VCA . . . . .   | 2,898   | 141                             | -                    | 2,714   | 6       | 33     | 1     | 1       | -     | -      | -    | 2                     |
| Sébastienopol VCA . . . . .  | 5,553   | 879                             | -                    | 4,601   | 3       | 4      | 23    | -       | -     | -      | 1    | 42                    |
| St Julien (Haut de Flacq) VCA-East . . . . .                           | 2,676   | 169                             | -                    | 1,918   | 3       | 89     | 183   | -       | 8     | 3      | -    | 303                   |
| St Julien D'Hotman VCA-East . . . . .                                  | 3,270   | 201                             | -                    | 3,009   | 5       | 13     | -     | 12      | 2     | 11     | -    | 17                    |
| Trou D'Eau Douce VCA . . . . .   | 5,672   | 368                             | -                    | 4,997   | 16      | 141    | 66    | -       | -     | -      | 4    | 80                    |
| GRAND PORT DISTRICT-wholly rural . . . . .                             | 110,907 | 5,035                           | 396                  | 101,637 | 169     | 1,662  | 523   | 77      | 25    | 167    | 24   | 1,192                 |
| Bambous Virieux VCA . . . . .  | 1,496   | 171                             | -                    | 1,291   | -       | 14     | 14    | -       | -     | -      | -    | 6                     |
| Bananes VCA . . . . .  | 660     | 34                              | -                    | 514     | -       | 3      | -     | -       | -     | -      | -    | 109                   |
| Beau Vallon VCA . . . . .  | 6,904   | 65                              | 1                    | 6,388   | 83      | 323    | 4     | 2       | 4     | 2      | -    | 32                    |
| Bois des Amourettes VCA . . . . .                                      | 1,880   | 84                              | -                    | 1,780   | 2       | 5      | 1     | -       | -     | -      | -    | 8                     |
| Cluny VCA . . . . .  | 1,549   | 25                              | -                    | 1,498   | 5       | 5      | 1     | 2       | -     | -      | -    | 17                    |
| Grand Bel Air VCA . . . . .  | 1,538   | 12                              | -                    | 1,512   | -       | 1      | -     | -       | -     | -      | 5    | 8                     |
| Grand Sable VCA . . . . .  | 2,182   | 397                             | -                    | 1,779   | -       | -      | 4     | -       | -     | -      | -    | 2                     |
| L'Escalier VCA - East . . . . .  | 7,755   | 216                             | -                    | 7,433   | 1       | 26     | 29    | -       | 3     | 8      | 3    | 36                    |
| Mahébourg VCA . . . . .  | 15,176  | 183                             | 3                    | 14,507  | 9       | 247    | 58    | -       | 7     | 101    | 2    | 59                    |
| Mare Chicose VCA . . . . .   | 325     | 63                              | -                    | 260     | -       | 2      | -     | -       | -     | -      | -    | -                     |
| Mare d'Albert VCA . . . . .  | 4,666   | 524                             | 1                    | 4,020   | -       | 15     | 25    | 20      | 2     | 7      | -    | 52                    |
| Mare Tabac VCA . . . . .   | 2,731   | 462                             | -                    | 2,170   | 4       | 61     | 17    | -       | -     | -      | -    | 17                    |
| New Grove VCA . . . . .  | 10,518  | 403                             | 4                    | 9,697   | 5       | 99     | 97    | 24      | 1     | 5      | -    | 183                   |
| Nouvelle France VCA . . . . .  | 7,165   | 550                             | 21                   | 6,152   | 18      | 55     | 70    | 3       | -     | 2      | 4    | 290                   |
| Old Grand Port VCA . . . . .   | 2,969   | 59                              | -                    | 2,823   | 1       | 78     | 6     | -       | -     | -      | -    | 2                     |
| Petit Bel Air VCA . . . . .  | 1,186   | 71                              | -                    | 1,072   | -       | 21     | 3     | 3       | 2     | 9      | -    | 5                     |
| Plaine Magnien VCA . . . . .   | 10,443  | 277                             | 357                  | 9,439   | 5       | 120    | 41    | 14      | -     | 15     | 3    | 172                   |
| Rivière des Créoles VCA . . . . .                                      | 3,066   | 481                             | -                    | 2,545   | 1       | 19     | 10    | 3       | -     | -      | -    | 7                     |
| Riv. du Poste VCA-East . . . . .                                       | 1,281   | 242                             | -                    | 1,020   | 3       | -      | 11    | 1       | -     | -      | -    | 4                     |
| Rose Belle VCA . . . . .   | 12,035  | 230                             | 3                    | 11,356  | 15      | 246    | 62    | 5       | 2     | 9      | 7    | 100                   |
| St Hubert VCA . . . . .  | 3,153   | 21                              | 5                    | 3,026   | 5       | 72     | 5     | -       | -     | -      | -    | 19                    |
| Trois Boutiques VCA . . . . .  | 7,322   | 327                             | -                    | 6,742   | 6       | 187    | 54    | -       | -     | 5      | -    | 1                     |
| Union Park VCA . . . . .   | 4,907   | 138                             | 1                    | 4,613   | 10      | 63     | 11    | -       | 4     | 4      | -    | 63                    |

Table D9 - Resident population by geographical location and language usually spoken at home

| Country, Geographical District,<br>Municipal Ward/Village Council Area | Total   | Language usually spoken at home |                      |         |         |        |       |         |       |        |      |                       |
|--|---------|---------------------------------|----------------------|---------|---------|--------|-------|---------|-------|--------|------|-----------------------|
|  |         | Bhojpuri                        | Chinese<br>languages | Creole  | English | French | Hindi | Marathi | Tamil | Telugu | Urdu | Other &<br>Not stated |
| SAVANNE DISTRICT-wholly rural. . . . .                                 | 67,906  | 1,990                           | 12                   | 63,511  | 101     | 549    | 347   | 99      | 21    | 229    | 36   | 1,011                 |
| Baie du Cap VCA . . . . .  | 2,388   | -                               | 2                    | 2,335   | -       | 12     | -     | 14      | -     | -      | -    | 25                    |
| Bel Ombre VCA . . . . .  | 2,417   | 9                               | 2                    | 2,332   | 5       | 28     | -     | -       | -     | -      | -    | 41                    |
| Bénarès VCA . . . . .  | 2,209   | 10                              | -                    | 2,150   | 3       | 29     | 6     | -       | -     | 8      | -    | 3                     |
| Bois Chéri VCA. . . . .  | 3,482   | 332                             | -                    | 3,137   | -       | 6      | 1     | 1       | -     | 3      | -    | 2                     |
| Britannia VCA . . . . .  | 1,278   | 1                               | -                    | 1,228   | -       | 44     | -     | -       | -     | 4      | -    | 1                     |
| Camp Diabla VCA . . . . .  | 4,796   | 81                              | -                    | 4,657   | 6       | 8      | 13    | -       | 9     | -      | 20   | 2                     |
| Chamouny VCA. . . . .  | 4,721   | 228                             | -                    | 4,344   | 3       | 26     | 41    | 54      | 2     | 9      | -    | 14                    |
| Chemin Grenier VCA. . . . .  | 12,223  | 93                              | 3                    | 11,602  | 14      | 54     | 32    | 15      | 6     | 97     | 2    | 305                   |
| Grand Bois VCA. . . . .  | 7,982   | 779                             | -                    | 6,694   | 3       | 27     | 46    | 13      | -     | -      | 13   | 407                   |
| L'Escalier VCA-West (East in G/P). . . . .                             | 15      | -                               | -                    | 5       | -       | 10     | -     | -       | -     | -      | -    | -                     |
| Rivière des Anguilles VCA . . . . .                                    | 9,242   | 114                             | -                    | 8,852   | 22      | 105    | 19    | 2       | -     | 82     | 1    | 45                    |
| Rivière du Poste VCA - West . . . . .                                  | 889     | 234                             | -                    | 642     | -       | 2      | 11    | -       | -     | -      | -    | -                     |
| Saint Aubin VCA . . . . .  | 1,346   | 4                               | -                    | 1,277   | 1       | 44     | 3     | -       | -     | 9      | -    | 8                     |
| Souillac VCA. . . . .  | 4,411   | 8                               | 5                    | 4,279   | 22      | 69     | 12    | -       | 4     | 5      | -    | 7                     |
| Surinam VCA . . . . .  | 10,507  | 97                              | -                    | 9,977   | 22      | 85     | 163   | -       | -     | 12     | -    | 151                   |
| PLAINES WILHEMS DISTRICT . . . . .                                     | 362,292 | 2,644                           | 1,637                | 311,891 | 2,693   | 28,271 | 2,473 | 101     | 472   | 159    | 314  | 11,637                |
| PLAINES WILHEMS DISTRICT - Urban . . . . .                             | 356,468 | 2,537                           | 1,571                | 306,619 | 2,638   | 28,132 | 2,419 | 95      | 401   | 151    | 312  | 11,593                |
| Town of B-Bassin/R-Hill . . . . .                                      | 103,098 | 219                             | 809                  | 86,560  | 605     | 10,866 | 837   | 5       | 72    | 17     | 85   | 3,023                 |
| Town of B-Bassin/R-Hill-Ward 1 . . . . .                               | 24,597  | 84                              | 12                   | 22,907  | 56      | 1,111  | 54    | -       | 13    | -      | 8    | 352                   |
| Town of B-Bassin/R-Hill-Ward 2 . . . . .                               | 25,350  | 22                              | 88                   | 20,975  | 182     | 3,349  | 273   | -       | 12    | 8      | 17   | 424                   |
| Town of B-Bassin/R-Hill-Ward 3 . . . . .                               | 24,200  | 24                              | 106                  | 19,301  | 206     | 3,471  | 10    | -       | 11    | 7      | 8    | 1,056                 |
| Town of B-Bassin/R-Hill-Ward 4 . . . . .                               | 28,951  | 89                              | 603                  | 23,377  | 161     | 2,935  | 500   | 5       | 36    | 2      | 52   | 1,191                 |
| Town of Quatre Bornes . . . . .  | 71,633  | 482                             | 202                  | 61,817  | 870     | 5,847  | 694   | 46      | 119   | 65     | 53   | 1,438                 |
| Town of Q-Bornes-Ward 1. . . . .                                       | 21,715  | 80                              | 84                   | 18,067  | 307     | 2,421  | 234   | 9       | 32    | 21     | 25   | 435                   |
| Town of Q-Bornes-Ward 2. . . . .                                       | 21,470  | 130                             | 92                   | 17,119  | 489     | 2,753  | 369   | 25      | 49    | 28     | 28   | 388                   |
| Town of Q-Bornes-Ward 3 East . . . . .                                 | 28,448  | 272                             | 26                   | 26,631  | 74      | 673    | 91    | 12      | 38    | 16     | -    | 615                   |
| Town of Vac/Phoenix . . . . .  | 104,271 | 1,482                           | 458                  | 93,356  | 460     | 3,853  | 517   | 34      | 175   | 34     | 125  | 3,777                 |
| Town of Vac/Phoenix-Ward 1 . . . . .                                   | 28,339  | 178                             | 31                   | 26,457  | 101     | 753    | 98    | 28      | 122   | 8      | 33   | 530                   |
| Town of Vac/Phoenix-Ward 2 . . . . .                                   | 25,830  | 657                             | 20                   | 22,655  | 98      | 1,135  | 94    | 1       | 5     | 4      | 28   | 1,133                 |
| Town of Vac/Phoenix-Ward 3 . . . . .                                   | 22,740  | 302                             | 21                   | 19,960  | 172     | 1,282  | 152   | 5       | 7     | 15     | 28   | 796                   |
| Town of Vac/Phoenix-Ward 4 West. . . . .                               | 27,362  | 345                             | 386                  | 24,284  | 89      | 683    | 173   | -       | 41    | 7      | 36   | 1,318                 |
| Town of Curepipe. . . . .  | 77,466  | 354                             | 102                  | 64,886  | 703     | 7,566  | 371   | 10      | 35    | 35     | 49   | 3,355                 |
| Town of Curepipe-Ward 1. . . . .                                       | 25,074  | 166                             | 23                   | 21,372  | 295     | 2,087  | 215   | 2       | 7     | 13     | 17   | 877                   |
| Town of Curepipe-Ward 2 West . . . . .                                 | 23,797  | 114                             | 38                   | 20,129  | 226     | 2,384  | 66    | 8       | 25    | 5      | 22   | 780                   |
| Town of Curepipe-Ward 3. . . . .                                       | 28,595  | 74                              | 41                   | 23,385  | 182     | 3,095  | 90    | -       | 3     | 17     | 10   | 1,698                 |
| PLAINES WILHEMS DISTRICT - Rural . . . . .                             | 5,824   | 107                             | 66                   | 5,272   | 55      | 139    | 54    | 6       | 71    | 8      | 2    | 44                    |
| Midlands VCA. . . . .  | 5,303   | 107                             | -                    | 5,071   | 8       | 74     | 20    | 3       | -     | 4      | 2    | 14                    |
| Moka VCA-West (East in Moka) . . . . .                                 | 521     | -                               | 66                   | 201     | 47      | 65     | 34    | 3       | 71    | 4      | -    | 30                    |
| MOKA DISTRICT. . . . .   | 82,301  | 4,001                           | 202                  | 72,999  | 407     | 1,799  | 704   | 146     | 134   | 183    | 102  | 1,624                 |
| MOKA DISTRICT - Urban. . . . .   | 1,293   | 42                              | -                    | 1,028   | 1       | 4      | 1     | -       | -     | -      | -    | 217                   |
| Town of Curepipe-Ward 2 East. . . . .                                  | 5       | -                               | -                    | 5       | -       | -      | -     | -       | -     | -      | -    | -                     |
| Town of Vac/Phoenix-Ward 4 East . . . . .                              | 1,288   | 42                              | -                    | 1,023   | 1       | 4      | 1     | -       | -     | -      | -    | 217                   |
| MOKA DISTRICT - Rural. . . . .   | 81,008  | 3,959                           | 202                  | 71,971  | 406     | 1,795  | 703   | 146     | 134   | 183    | 102  | 1,407                 |
| Camp Thorel VCA . . . . .  | 2,128   | 965                             | -                    | 997     | 3       | 16     | 13    | -       | -     | -      | -    | 134                   |
| Dagotièrre VCA . . . . .   | 7,146   | 548                             | -                    | 6,210   | 12      | 161    | 43    | 84      | 4     | 42     | 4    | 38                    |
| Dubreuil VCA-West (East in Flacq) . . . . .                            | 2,840   | 83                              | 193                  | 2,354   | 103     | 6      | 100   | -       | -     | -      | -    | 1                     |
| Espérance VCA . . . . .  | 1,884   | 144                             | -                    | 1,632   | -       | 10     | 4     | 28      | -     | 65     | -    | 1                     |
| La Laura - Malenga VCA. . . . .  | 1,288   | 555                             | -                    | 708     | 2       | 5      | 14    | -       | 1     | 3      | -    | -                     |
| L'Avenir VCA. . . . .  | 2,701   | 96                              | -                    | 2,550   | 6       | 6      | 6     | -       | -     | 5      | 5    | 27                    |
| Médine - Camp de Masque VCA-West. . . . .                              | 1,514   | 92                              | -                    | 1,391   | 6       | 2      | 7     | 3       | -     | 7      | 3    | 3                     |
| Melrose VCA . . . . .  | 1,955   | 62                              | -                    | 1,867   | 3       | -      | -     | 19      | -     | -      | -    | 4                     |
| Moka VCA-East (West in Pl.Wilhems) . . . . .                           | 8,325   | 53                              | 8                    | 7,219   | 126     | 761    | 27    | 8       | 8     | 4      | -    | 111                   |
| Montagne Blanche VCA-West . . . . .                                    | 8,000   | 405                             | 1                    | 7,348   | 6       | 40     | 45    | 3       | -     | -      | 36   | 116                   |
| Pailles VCA . . . . .  | 11,618  | 62                              | -                    | 11,084  | 51      | 243    | 48    | -       | 1     | -      | 20   | 109                   |
| Providence VCA. . . . .  | 3,285   | 148                             | -                    | 2,967   | 17      | 12     | 1     | 1       | 11    | -      | 8    | 120                   |

Table D9 - Resident population by geographical location and language usually spoken at home

| Country, Geographical District,<br>Municipal Ward/Village Council Area | Total  | Language usually spoken at home |                      |        |         |        |       |         |       |        |      |                       |
|--|--------|---------------------------------|----------------------|--------|---------|--------|-------|---------|-------|--------|------|-----------------------|
|  |        | Bhojpuri                        | Chinese<br>languages | Creole | English | French | Hindi | Marathi | Tamil | Telugu | Urdu | Other &<br>Not stated |
| Quartier Militaire VCA . . . . .                                       | 7,046  | 123                             | -                    | 6,187  | 6       | 54     | 294   | -       | 3     | -      | 7    | 372                   |
| Nouvelle Decouverte VCA . . . . .                                      | 3,024  | 455                             | -                    | 2,498  | 16      | 15     | 30    | -       | -     | -      | 9    | 1                     |
| St Julien d'Hotman VCA-West . . . . .                                  | 91     | 7                               | -                    | 83     | -       | -      | 1     | -       | -     | -      | -    | -                     |
| St Pierre VCA . . . . .  | 15,982 | 128                             | -                    | 14,818 | 47      | 428    | 69    | -       | 106   | 38     | 10   | 338                   |
| Verdun VCA . . . . .   | 2,181  | 33                              | -                    | 2,058  | 2       | 36     | 1     | -       | -     | 19     | -    | 32                    |
| BLACK RIVER DISTRICT . . . . .   | 76,605 | 666                             | 460                  | 62,926 | 696     | 7,997  | 1,243 | 18      | 25    | 3      | 57   | 2,514                 |
| BLACK RIVER DISTRICT - Urban . . . . .                                 | 23,157 | 124                             | 31                   | 19,794 | 59      | 2,547  | 85    | 7       | 4     | 3      | -    | 503                   |
| Town of Port Louis-Ward 1 West . . . . .                               | 19,177 | 45                              | 31                   | 16,062 | 50      | 2,457  | 71    | 2       | 4     | 3      | -    | 452                   |
| Town of Q/Bornes-Ward 3 West . . . . .                                 | 3,980  | 79                              | -                    | 3,732  | 9       | 90     | 14    | 5       | -     | -      | -    | 51                    |
| BLACK RIVER DISTRICT - Rural . . . . .                                 | 53,448 | 542                             | 429                  | 43,132 | 637     | 5,450  | 1,158 | 11      | 21    | -      | 57   | 2,011                 |
| Albion VCA . . . . .   | 5,205  | 27                              | 1                    | 3,108  | 96      | 1,765  | 5     | -       | -     | -      | -    | 203                   |
| Bambous VCA . . . . .  | 15,345 | 245                             | -                    | 14,620 | 7       | 262    | 7     | 2       | -     | -      | 8    | 194                   |
| Cascavelle VCA-West (East in P/W) . . . . .                            | 2,479  | 32                              | -                    | 2,351  | 2       | 69     | 1     | -       | -     | -      | -    | 24                    |
| Case Noyale VCA . . . . .  | 1,703  | 2                               | -                    | 1,524  | 31      | 140    | -     | -       | -     | -      | -    | 6                     |
| Chamarel VCA-West (East in Sav.) . . . . .                             | 784    | -                               | -                    | 771    | -       | 7      | -     | -       | -     | -      | -    | 6                     |
| Flic en Flac VCA . . . . .   | 2,197  | 19                              | -                    | 1,267  | 125     | 611    | 2     | -       | 4     | -      | 1    | 168                   |
| Grande Rivière Noire VCA . . . . .                                     | 2,668  | -                               | 2                    | 1,797  | 102     | 717    | -     | 5       | -     | -      | -    | 45                    |
| Gros Cailloux VCA . . . . .  | 3,189  | 110                             | -                    | 2,948  | 1       | 76     | 7     | -       | -     | -      | -    | 47                    |
| La Gaulette VCA . . . . .  | 2,315  | -                               | -                    | 2,089  | 15      | 183    | -     | 3       | -     | -      | -    | 25                    |
| Le Morne VCA . . . . .   | 1,300  | -                               | -                    | 1,243  | 2       | 55     | -     | -       | -     | -      | -    | -                     |
| Petite Rivière VCA . . . . .   | 4,591  | 100                             | -                    | 4,335  | 4       | 39     | -     | -       | 14    | -      | -    | 99                    |
| Richelieu VCA . . . . .  | 7,906  | 6                               | 426                  | 5,038  | 3       | 160    | 1,134 | -       | 3     | -      | 48   | 1,088                 |
| Tamarin VCA . . . . .  | 3,766  | 1                               | -                    | 2,041  | 249     | 1,366  | 2     | 1       | -     | -      | -    | 106                   |
| ISLAND OF RODRIGUES . . . . .  | 40,434 | 5                               | -                    | 39,869 | 15      | 351    | 5     | -       | 1     | -      | -    | 188                   |
| Region 1 . . . . .   | 6,901  | -                               | -                    | 6,791  | 5       | 81     | -     | -       | -     | -      | -    | 24                    |
| Region 2 . . . . .   | 5,690  | -                               | -                    | 5,654  | 1       | 31     | -     | -       | -     | -      | -    | 4                     |
| Region 3 . . . . .   | 7,494  | -                               | -                    | 7,426  | -       | 35     | -     | -       | -     | -      | -    | 33                    |
| Region 4 . . . . .   | 6,077  | 3                               | -                    | 5,995  | 2       | 41     | -     | -       | -     | -      | -    | 36                    |
| Region 5 . . . . .   | 7,705  | 2                               | -                    | 7,522  | 5       | 137    | 5     | -       | -     | -      | -    | 34                    |
| Region 6 . . . . .   | 6,567  | -                               | -                    | 6,481  | 2       | 26     | -     | -       | 1     | -      | -    | 57                    |

Table D10 - Resident population by language of forefathers and language usually spoken at home

| Country, Island and<br>Language of forefathers | Total     | Language usually spoken at home |                      |           |         |        |       |         |       |        |      |                       |
|--|-----------|---------------------------------|----------------------|-----------|---------|--------|-------|---------|-------|--------|------|-----------------------|
|  |           | Bhojpuri                        | Chinese<br>languages | Creole    | English | French | Hindi | Marathi | Tamil | Telugu | Urdu | Other &<br>Not stated |
| REPUBLIC OF MAURITIUS                          |           |                                 |                      |           |         |        |       |         |       |        |      |                       |
| Total . . . . .                                | 1,236,817 | 65,289                          | 3,276                | 1,069,874 | 5,573   | 51,214 | 8,690 | 490     | 1,134 | 1,600  | 814  | 28,863                |
| Arabic . . . . .                               | 560       | -                               | -                    | 381       | 25      | 97     | 1     | -       | -     | -      | 12   | 44                    |
| Bhojpuri . . . . .                             | 238,451   | 43,878                          | -                    | 188,229   | 321     | 987    | 508   | 4       | 1     | 5      | 34   | 4,484                 |
| Chinese Languages . . . . .                    | 12,077    | 1                               | 2,798                | 8,002     | 153     | 740    | -     | -       | -     | -      | -    | 383                   |
| Creole . . . . .                               | 500,699   | 152                             | 16                   | 484,255   | 562     | 11,196 | 33    | 1       | 22    | 1      | 32   | 4,429                 |
| English . . . . .                              | 1,351     | 2                               | -                    | 109       | 1,062   | 139    | -     | -       | 2     | -      | -    | 37                    |
| French . . . . .                               | 20,099    | -                               | -                    | 991       | 146     | 18,667 | -     | -       | -     | -      | -    | 295                   |
| Hindi . . . . .                                | 13,256    | 238                             | -                    | 6,993     | 299     | 253    | 5,226 | -       | 5     | 1      | 8    | 233                   |
| Marathi . . . . .                              | 7,310     | 12                              | -                    | 6,819     | 23      | 52     | 6     | 322     | -     | -      | 1    | 75                    |
| Tamil . . . . .                                | 19,166    | 34                              | -                    | 17,788    | 96      | 274    | 26    | -       | 781   | 1      | -    | 166                   |
| Telugu . . . . .                               | 8,584     | 65                              | -                    | 6,981     | 41      | 89     | 13    | -       | -     | 1,272  | -    | 123                   |
| Urdu . . . . .                                 | 7,253     | 29                              | -                    | 6,487     | 86      | 89     | 68    | -       | -     | -      | 419  | 75                    |
| Other and not stated(1) .                      | 408,011   | 20,878                          | 462                  | 342,839   | 2,759   | 18,631 | 2,809 | 163     | 323   | 320    | 308  | 18,519                |

(1) Including non response from Communal Institutions and Collective Quarters

Table D10 - Resident population by language of forefathers and language usually spoken at home

| Country, Island and<br>Language of forefathers | Total     | Language usually spoken at home |                      |           |         |        |       |         |       |        |      |                       |
|--|-----------|---------------------------------|----------------------|-----------|---------|--------|-------|---------|-------|--------|------|-----------------------|
|  |           | Bhojpuri                        | Chinese<br>languages | Creole    | English | French | Hindi | Marathi | Tamil | Telugu | Urdu | Other &<br>Not stated |
| ISLAND OF MAURITIUS                            |           |                                 |                      |           |         |        |       |         |       |        |      |                       |
| Total . . . . .                                | 1,196,383 | 65,284                          | 3,276                | 1,030,005 | 5,558   | 50,863 | 8,685 | 490     | 1,133 | 1,600  | 814  | 28,675                |
| Arabic . . . . .                               | 555       | -                               | -                    | 376       | 25      | 97     | 1     | -       | -     | -      | 12   | 44                    |
| Bhojpuri . . . . .                             | 238,361   | 43,876                          | -                    | 188,143   | 320     | 986    | 508   | 4       | 1     | 5      | 34   | 4,484                 |
| Chinese Languages . . . . .                    | 11,999    | 1                               | 2,798                | 7,924     | 153     | 740    | -     | -       | -     | -      | -    | 383                   |
| Creole . . . . .                               | 461,948   | 152                             | 16                   | 445,717   | 559     | 11,103 | 33    | 1       | 22    | 1      | 32   | 4,312                 |
| English . . . . .                              | 1,347     | 2                               | -                    | 107       | 1,060   | 139    | -     | -       | 2     | -      | -    | 37                    |
| French . . . . .                               | 19,900    | -                               | -                    | 982       | 145     | 18,479 | -     | -       | -     | -      | -    | 294                   |
| Hindi . . . . .                                | 13,228    | 238                             | -                    | 6,972     | 298     | 252    | 5,221 | -       | 5     | 1      | 8    | 233                   |
| Marathi . . . . .                              | 7,309     | 12                              | -                    | 6,819     | 23      | 51     | 6     | 322     | -     | -      | 1    | 75                    |
| Tamil . . . . .                                | 19,145    | 34                              | -                    | 17,768    | 96      | 274    | 26    | -       | 780   | 1      | -    | 166                   |
| Telugu . . . . .                               | 8,576     | 65                              | -                    | 6,973     | 41      | 89     | 13    | -       | -     | 1,272  | -    | 123                   |
| Urdu . . . . .                                 | 7,241     | 29                              | -                    | 6,475     | 86      | 89     | 68    | -       | -     | -      | 419  | 75                    |
| Other and not stated(1) . . . . .              | 406,774   | 20,875                          | 462                  | 341,749   | 2,752   | 18,564 | 2,809 | 163     | 323   | 320    | 308  | 18,449                |

(1) Including non response from Communal Institutions and Collective Quarters

Table D10 - Resident population by language of forefathers and language usually spoken at home

| Country, Island and<br>Language of forefathers | Total  | Language usually spoken at home |                      |        |         |        |       |         |       |        |      |                       |
|--|--------|---------------------------------|----------------------|--------|---------|--------|-------|---------|-------|--------|------|-----------------------|
|  |        | Bhojpuri                        | Chinese<br>languages | Creole | English | French | Hindi | Marathi | Tamil | Telugu | Urdu | Other &<br>Not stated |
| ISLAND OF RODRIGUES                            |        |                                 |                      |        |         |        |       |         |       |        |      |                       |
| Total . . . . .                                | 40,434 | 5                               | -                    | 39,869 | 15      | 351    | 5     | -       | 1     | -      | -    | 188                   |
| Arabic . . . . .                               | 5      | -                               | -                    | 5      | -       | -      | -     | -       | -     | -      | -    | -                     |
| Bhojpuri . . . . .                             | 90     | 2                               | -                    | 86     | 1       | 1      | -     | -       | -     | -      | -    | -                     |
| Chinese Languages . . . . .                    | 78     | -                               | -                    | 78     | -       | -      | -     | -       | -     | -      | -    | -                     |
| Creole . . . . .                               | 38,751 | -                               | -                    | 38,538 | 3       | 93     | -     | -       | -     | -      | -    | 117                   |
| English . . . . .                              | 4      | -                               | -                    | 2      | 2       | -      | -     | -       | -     | -      | -    | -                     |
| French . . . . .                               | 199    | -                               | -                    | 9      | 1       | 188    | -     | -       | -     | -      | -    | 1                     |
| Hindi . . . . .                                | 28     | -                               | -                    | 21     | 1       | 1      | 5     | -       | -     | -      | -    | -                     |
| Marathi . . . . .                              | 1      | -                               | -                    | -      | -       | 1      | -     | -       | -     | -      | -    | -                     |
| Tamil . . . . .                                | 21     | -                               | -                    | 20     | -       | -      | -     | -       | 1     | -      | -    | -                     |
| Telugu . . . . .                               | 8      | -                               | -                    | 8      | -       | -      | -     | -       | -     | -      | -    | -                     |
| Urdu . . . . .                                 | 12     | -                               | -                    | 12     | -       | -      | -     | -       | -     | -      | -    | -                     |
| Other and not stated(1) . . . . .              | 1,237  | 3                               | -                    | 1,090  | 7       | 67     | -     | -       | -     | -      | -    | 70                    |

(1) Including non response from Communal Institutions and Collective Quarters

Table F1 - Ever-married resident female population 10 years of age and over by geographical district, age and number of children ever born alive

| Country, Island,<br>Geographical District<br>and Age<br>(in years) | Total<br>female<br>population | Female population with indicated number of children born alive |        |         |        |        |        |       |       |       |       |       |               | No. of<br>children<br>born<br>alive |
|--|-------------------------------|--|--------|---------|--------|--------|--------|-------|-------|-------|-------|-------|---------------|-------------------------------------|
|  |                               | 0  | 1      | 2       | 3      | 4      | 5      | 6     | 7     | 8     | 9     | 10+   | Not<br>Stated |                                     |
| <b>REPUBLIC OF MAURITIUS</b>                                       |                               |  |        |         |        |        |        |       |       |       |       |       |               |                                     |
| Total . . . . .  | 385,611                       | 29,716   | 68,210 | 130,176 | 70,342 | 31,162 | 16,132 | 9,611 | 6,168 | 4,001 | 2,427 | 3,132 | 14,534        | 934,198                             |
| 10 - 14 . . . . .  | 18                            | 8  | 5      | 1       | -      | -      | -      | -     | -     | -     | -     | -     | 4             | 7                                   |
| 15 - 19 . . . . .  | 3,660                         | 1,262  | 1,733  | 276     | 17     | 5      | -      | -     | -     | -     | -     | -     | 367           | 2,356                               |
| 20 - 24 . . . . .  | 17,440                        | 4,848  | 7,737  | 2,967   | 518    | 81     | 11     | -     | -     | -     | -     | -     | 1,275         | 15,625                              |
| 25 - 29 . . . . .  | 32,504                        | 6,052  | 12,212 | 9,294   | 2,176  | 456    | 94     | 23    | 12    | 4     | -     | -     | 2,181         | 39,876                              |
| 30 - 34 . . . . .  | 45,483                        | 4,241  | 12,364 | 19,529  | 5,882  | 1,165  | 277    | 88    | 37    | 11    | 6     | 1     | 1,882         | 76,052                              |
| 35 - 39 . . . . .  | 40,549                        | 2,284  | 7,090  | 19,321  | 7,781  | 1,872  | 517    | 151   | 58    | 32    | 17    | 4     | 1,422         | 80,909                              |
| 40 - 44 . . . . .  | 41,673                        | 1,883  | 5,907  | 19,419  | 9,435  | 2,535  | 736    | 287   | 128   | 49    | 36    | 17    | 1,241         | 90,401                              |
| 45 - 49 . . . . .  | 46,537                        | 2,223  | 6,308  | 20,475  | 11,108 | 3,454  | 1,102  | 437   | 173   | 87    | 41    | 23    | 1,106         | 105,054                             |
| 50 - 54 . . . . .  | 40,336                        | 2,028  | 4,823  | 15,377  | 10,392 | 4,285  | 1,431  | 583   | 230   | 121   | 46    | 37    | 983           | 97,939                              |
| 55 - 59 . . . . .  | 34,317                        | 1,660  | 3,709  | 10,463  | 8,996  | 4,771  | 2,174  | 943   | 347   | 175   | 93    | 76    | 910           | 92,727                              |
| 60 - 64 . . . . .  | 27,798                        | 1,192  | 2,642  | 6,340   | 6,385  | 4,762  | 2,770  | 1,507 | 741   | 366   | 151   | 157   | 785           | 87,573                              |
| 65 - 69 . . . . .  | 18,473                        | 660  | 1,413  | 2,913   | 3,369  | 3,061  | 2,406  | 1,671 | 1,047 | 654   | 324   | 323   | 632           | 70,661                              |
| 70 - 74 . . . . .  | 13,778                        | 454  | 862    | 1,621   | 1,844  | 1,962  | 1,857  | 1,494 | 1,161 | 868   | 460   | 614   | 581           | 61,725                              |
| 75+ . . . . .  | 23,045                        | 921  | 1,405  | 2,180   | 2,439  | 2,753  | 2,757  | 2,427 | 2,231 | 1,634 | 1,253 | 1,880 | 1,165         | 113,293                             |
| <b>ISLAND OF MAURITIUS</b>   |                               |  |        |         |        |        |        |       |       |       |       |       |               |                                     |
| Total . . . . .  | 373,865                       | 29,125   | 65,854 | 127,395 | 68,363 | 30,006 | 15,342 | 9,029 | 5,787 | 3,700 | 2,229 | 2,767 | 14,268        | 897,242                             |
| 10 - 14 . . . . .  | 16                            | 7  | 4      | 1       | -      | -      | -      | -     | -     | -     | -     | -     | 4             | 6                                   |
| 15 - 19 . . . . .  | 3,374                         | 1,193  | 1,554  | 258     | 17     | 5      | -      | -     | -     | -     | -     | -     | 347           | 2,141                               |
| 20 - 24 . . . . .  | 16,608                        | 4,741  | 7,245  | 2,804   | 484    | 78     | 11     | -     | 2     | -     | -     | -     | 1,243         | 14,686                              |
| 25 - 29 . . . . .  | 31,125                        | 5,949  | 11,618 | 8,837   | 2,037  | 421    | 81     | 22    | 11    | 4     | -     | -     | 2,145         | 37,733                              |
| 30 - 34 . . . . .  | 43,895                        | 4,162  | 11,943 | 18,887  | 5,584  | 1,082  | 250    | 80    | 35    | 11    | 6     | 1     | 1,854         | 72,924                              |
| 35 - 39 . . . . .  | 39,240                        | 2,241  | 6,873  | 18,872  | 7,438  | 1,724  | 469    | 133   | 49    | 25    | 15    | 4     | 1,397         | 77,688                              |
| 40 - 44 . . . . .  | 40,449                        | 1,853  | 5,779  | 19,079  | 9,072  | 2,344  | 651    | 257   | 109   | 44    | 33    | 12    | 1,216         | 86,882                              |
| 45 - 49 . . . . .  | 45,394                        | 2,199  | 6,211  | 20,184  | 10,815 | 3,284  | 975    | 358   | 143   | 76    | 37    | 20    | 1,092         | 101,342                             |
| 50 - 54 . . . . .  | 39,320                        | 2,002  | 4,753  | 15,208  | 10,176 | 4,110  | 1,301  | 478   | 173   | 95    | 32    | 24    | 968           | 94,028                              |
| 55 - 59 . . . . .  | 33,563                        | 1,642  | 3,675  | 10,375  | 8,875  | 4,647  | 2,062  | 847   | 304   | 124   | 67    | 46    | 899           | 89,258                              |
| 60 - 64 . . . . .  | 27,240                        | 1,171  | 2,612  | 6,276   | 6,326  | 4,694  | 2,689  | 1,443 | 685   | 331   | 125   | 116   | 772           | 84,827                              |
| 65 - 69 . . . . .  | 17,918                        | 641  | 1,384  | 2,869   | 3,315  | 3,006  | 2,343  | 1,613 | 997   | 605   | 279   | 250   | 616           | 67,508                              |
| 70 - 74 . . . . .  | 13,331                        | 440  | 837    | 1,606   | 1,817  | 1,922  | 1,814  | 1,440 | 1,115 | 817   | 433   | 523   | 567           | 58,853                              |
| 75+ . . . . .  | 22,392                        | 884  | 1,366  | 2,139   | 2,407  | 2,689  | 2,696  | 2,358 | 2,164 | 1,568 | 1,202 | 1,771 | 1,148         | 109,366                             |
| <b>PORT LOUIS DISTRICT</b>   |                               |  |        |         |        |        |        |       |       |       |       |       |               |                                     |
| Total . . . . .  | 36,695                        | 2,849  | 6,330  | 11,305  | 6,954  | 3,396  | 1,716  | 938   | 642   | 365   | 244   | 307   | 1,649         | 90,659                              |
| 10 - 14 . . . . .  | 5                             | -  | 2      | 1       | -      | -      | -      | -     | -     | -     | -     | -     | 2             | 4                                   |
| 15 - 19 . . . . .  | 438                           | 154  | 190    | 39      | 3      | 1      | -      | -     | -     | -     | -     | -     | 51            | 281                                 |
| 20 - 24 . . . . .  | 1,872                         | 502  | 807    | 323     | 70     | 13     | 1      | -     | -     | -     | -     | -     | 156           | 1,720                               |
| 25 - 29 . . . . .  | 2,913                         | 479  | 1,019  | 866     | 250    | 67     | 9      | 2     | -     | -     | -     | -     | 221           | 3,826                               |
| 30 - 34 . . . . .  | 3,708                         | 289  | 919    | 1,512   | 590    | 139    | 40     | 10    | 6     | 1     | 2     | -     | 200           | 6,597                               |
| 35 - 39 . . . . .  | 3,474                         | 212  | 615    | 1,460   | 721    | 234    | 80     | 19    | 7     | -     | 2     | -     | 124           | 7,215                               |
| 40 - 44 . . . . .  | 3,731                         | 183  | 534    | 1,508   | 893    | 305    | 104    | 34    | 18    | 4     | 9     | 6     | 133           | 8,484                               |
| 45 - 49 . . . . .  | 4,589                         | 251  | 646    | 1,836   | 1,060  | 416    | 152    | 54    | 29    | 12    | 9     | 4     | 120           | 10,669                              |
| 50 - 54 . . . . .  | 3,763                         | 206  | 468    | 1,326   | 919    | 459    | 161    | 61    | 29    | 17    | 4     | 6     | 107           | 9,329                               |
| 55 - 59 . . . . .  | 3,305                         | 182  | 412    | 958     | 811    | 439    | 208    | 110   | 41    | 20    | 6     | 8     | 110           | 8,813                               |
| 60 - 64 . . . . .  | 2,679                         | 126  | 259    | 641     | 655    | 412    | 225    | 121   | 72    | 39    | 13    | 15    | 101           | 8,102                               |
| 65 - 69 . . . . .  | 1,943                         | 87   | 172    | 343     | 417    | 323    | 194    | 136   | 93    | 52    | 25    | 26    | 75            | 6,763                               |
| 70 - 74 . . . . .  | 1,594                         | 56   | 95     | 211     | 246    | 246    | 213    | 136   | 119   | 67    | 51    | 54    | 100           | 6,547                               |
| 75+ . . . . .  | 2,681                         | 122  | 192    | 281     | 319    | 342    | 329    | 255   | 228   | 153   | 123   | 188   | 149           | 12,309                              |



Table F1 - Ever-married resident female population 10 years of age and over by geographical district, age and number of children ever born alive

| Country, Island,<br>Geographical District<br>and Age<br>(in years) | Total<br>female<br>population | Female population with indicated number of children born alive |       |        |       |       |       |       |     |     |     |     |               | No. of<br>children<br>born<br>alive |
|--|-------------------------------|--|-------|--------|-------|-------|-------|-------|-----|-----|-----|-----|---------------|-------------------------------------|
|  |                               | 0  | 1     | 2      | 3     | 4     | 5     | 6     | 7   | 8   | 9   | 10+ | Not<br>Stated |                                     |
| <b>PAMPLEMOUSSES DISTRICT</b>                                      |                               |  |       |        |       |       |       |       |     |     |     |     |               |                                     |
| Total . . . . .  | 41,764                        | 3,451  | 7,329 | 14,507 | 7,723 | 3,294 | 1,656 | 998   | 644 | 447 | 209 | 300 | 1,206         | 100,205                             |
| 10 - 14 . . . . .  | 2                             | 2  | -     | -      | -     | -     | -     | -     | -   | -   | -   | -   | -             | -                                   |
| 15 - 19 . . . . .  | 420                           | 163  | 202   | 28     | -     | -     | -     | -     | -   | -   | -   | -   | 27            | 258                                 |
| 20 - 24 . . . . .  | 2,056                         | 629  | 877   | 367    | 65    | 12    | 3     | -     | -   | -   | -   | -   | 103           | 1,869                               |
| 25 - 29 . . . . .  | 3,867                         | 773  | 1,464 | 1,137  | 244   | 42    | 7     | 1     | 2   | 1   | -   | -   | 196           | 4,701                               |
| 30 - 34 . . . . .  | 5,267                         | 504  | 1,324 | 2,382  | 677   | 142   | 44    | 10    | 5   | 1   | -   | -   | 178           | 9,010                               |
| 35 - 39 . . . . .  | 4,609                         | 237  | 728   | 2,309  | 936   | 200   | 55    | 20    | 5   | 3   | 1   | 1   | 114           | 9,427                               |
| 40 - 44 . . . . .  | 4,714                         | 220  | 624   | 2,248  | 1,104 | 294   | 81    | 35    | 11  | 8   | 4   | -   | 85            | 10,400                              |
| 45 - 49 . . . . .  | 5,064                         | 242  | 622   | 2,225  | 1,277 | 396   | 110   | 39    | 16  | 10  | 4   | 5   | 118           | 11,553                              |
| 50 - 54 . . . . .  | 4,394                         | 220  | 548   | 1,655  | 1,166 | 495   | 157   | 57    | 17  | 13  | 2   | 2   | 62            | 10,726                              |
| 55 - 59 . . . . .  | 3,726                         | 184  | 394   | 1,076  | 1,000 | 571   | 254   | 101   | 44  | 18  | 3   | 4   | 77            | 10,225                              |
| 60 - 64 . . . . .  | 2,835                         | 124  | 257   | 590    | 662   | 510   | 297   | 181   | 88  | 39  | 13  | 14  | 60            | 9,226                               |
| 65 - 69 . . . . .  | 1,739                         | 67   | 120   | 222    | 280   | 290   | 268   | 181   | 121 | 80  | 28  | 28  | 54            | 7,026                               |
| 70 - 74 . . . . .  | 1,163                         | 39   | 69    | 116    | 140   | 147   | 155   | 138   | 96  | 101 | 52  | 70  | 40            | 5,627                               |
| 75+ . . . . .  | 1,908                         | 47   | 100   | 152    | 172   | 195   | 225   | 235   | 239 | 173 | 102 | 176 | 92            | 10,157                              |
| <b>RIVIERE DU REMPART DISTRICT</b>                                 |                               |  |       |        |       |       |       |       |     |     |     |     |               |                                     |
| Total . . . . .  | 33,260                        | 2,487  | 5,754 | 11,743 | 6,118 | 2,584 | 1,336 | 776   | 560 | 326 | 194 | 237 | 1,145         | 80,125                              |
| 10 - 14 . . . . .  | 1                             | -  | 1     | -      | -     | -     | -     | -     | -   | -   | -   | -   | -             | 1                                   |
| 15 - 19 . . . . .  | 300                           | 114  | 124   | 22     | 1     | 1     | -     | -     | -   | -   | -   | -   | 38            | 175                                 |
| 20 - 24 . . . . .  | 1,514                         | 447  | 655   | 234    | 34    | 5     | -     | -     | -   | -   | -   | -   | 139           | 1,245                               |
| 25 - 29 . . . . .  | 2,803                         | 504  | 1,066 | 828    | 168   | 31    | 7     | 2     | 1   | -   | -   | -   | 196           | 3,404                               |
| 30 - 34 . . . . .  | 4,292                         | 360  | 1,111 | 2,063  | 510   | 85    | 15    | 1     | 2   | 1   | 1   | -   | 143           | 7,219                               |
| 35 - 39 . . . . .  | 3,922                         | 199  | 669   | 2,031  | 749   | 118   | 34    | 8     | 5   | 2   | -   | 1   | 106           | 7,729                               |
| 40 - 44 . . . . .  | 3,827                         | 168  | 507   | 1,936  | 883   | 175   | 38    | 18    | 12  | 1   | 1   | -   | 88            | 8,127                               |
| 45 - 49 . . . . .  | 4,015                         | 185  | 524   | 1,814  | 1,018 | 264   | 65    | 23    | 11  | 6   | 1   | 2   | 102           | 8,882                               |
| 50 - 54 . . . . .  | 3,329                         | 158  | 360   | 1,239  | 959   | 378   | 95    | 35    | 14  | 4   | 2   | 2   | 83            | 8,081                               |
| 55 - 59 . . . . .  | 2,943                         | 139  | 322   | 806    | 796   | 479   | 202   | 74    | 32  | 12  | 4   | 2   | 75            | 8,074                               |
| 60 - 64 . . . . .  | 2,367                         | 91   | 203   | 393    | 538   | 485   | 331   | 163   | 64  | 25  | 12  | 8   | 54            | 8,017                               |
| 65 - 69 . . . . .  | 1,502                         | 52   | 95    | 189    | 232   | 265   | 228   | 170   | 107 | 69  | 29  | 23  | 43            | 6,204                               |
| 70 - 74 . . . . .  | 978                           | 25   | 47    | 74     | 101   | 129   | 154   | 126   | 123 | 77  | 48  | 44  | 30            | 4,932                               |
| 75+ . . . . .  | 1,467                         | 45   | 70    | 114    | 129   | 169   | 167   | 156   | 189 | 129 | 96  | 155 | 48            | 8,035                               |
| <b>FLACQ DISTRICT</b>  |                               |  |       |        |       |       |       |       |     |     |     |     |               |                                     |
| Total . . . . .  | 41,949                        | 3,032  | 6,917 | 14,295 | 8,078 | 3,551 | 1,828 | 1,162 | 731 | 492 | 303 | 390 | 1,170         | 106,070                             |
| 10 - 14 . . . . .  | 1                             | 1  | -     | -      | -     | -     | -     | -     | -   | -   | -   | -   | -             | -                                   |
| 15 - 19 . . . . .  | 389                           | 161  | 160   | 25     | 2     | 1     | -     | -     | -   | -   | -   | -   | 40            | 220                                 |
| 20 - 24 . . . . .  | 2,017                         | 579  | 885   | 366    | 50    | 10    | 1     | -     | -   | -   | -   | -   | 126           | 1,812                               |
| 25 - 29 . . . . .  | 3,921                         | 677  | 1,483 | 1,258  | 269   | 40    | 3     | 4     | 1   | 1   | -   | -   | 185           | 5,020                               |
| 30 - 34 . . . . .  | 5,580                         | 401  | 1,372 | 2,652  | 857   | 128   | 23    | 9     | 2   | 2   | 2   | -   | 132           | 9,976                               |
| 35 - 39 . . . . .  | 4,847                         | 217  | 698   | 2,454  | 1,066 | 238   | 54    | 21    | 2   | 2   | 3   | -   | 92            | 10,209                              |
| 40 - 44 . . . . .  | 4,812                         | 190  | 572   | 2,304  | 1,211 | 322   | 80    | 24    | 5   | 3   | -   | -   | 99            | 10,722                              |
| 45 - 49 . . . . .  | 4,900                         | 207  | 563   | 2,130  | 1,310 | 421   | 112   | 45    | 4   | 11  | 3   | 1   | 93            | 11,423                              |
| 50 - 54 . . . . .  | 4,175                         | 209  | 411   | 1,412  | 1,262 | 533   | 155   | 58    | 22  | 5   | 2   | 3   | 103           | 10,518                              |
| 55 - 59 . . . . .  | 3,549                         | 163  | 296   | 845    | 981   | 659   | 308   | 145   | 37  | 14  | 8   | 8   | 85            | 10,500                              |
| 60 - 64 . . . . .  | 2,831                         | 98   | 242   | 487    | 555   | 567   | 391   | 216   | 130 | 49  | 16  | 16  | 64            | 10,018                              |
| 65 - 69 . . . . .  | 1,788                         | 48   | 90    | 170    | 212   | 307   | 299   | 259   | 158 | 122 | 49  | 40  | 34            | 8,290                               |
| 70 - 74 . . . . .  | 1,184                         | 31   | 48    | 75     | 124   | 137   | 155   | 174   | 141 | 116 | 59  | 78  | 46            | 6,222                               |
| 75+ . . . . .  | 1,955                         | 50   | 97    | 117    | 179   | 188   | 247   | 207   | 229 | 167 | 159 | 244 | 71            | 11,140                              |

Table F1 - Ever-married resident female population 10 years of age and over by geographical district, age and number of children ever born alive

| Country, Island,<br>Geographical District<br>and Age<br>(in years) | Total<br>female<br>population | Female population with indicated number of children born alive |        |        |        |       |       |       |       |     |     |     |               | No. of<br>children<br>born<br>alive |
|--|-------------------------------|--|--------|--------|--------|-------|-------|-------|-------|-----|-----|-----|---------------|-------------------------------------|
|  |                               | 0  | 1      | 2      | 3      | 4     | 5     | 6     | 7     | 8   | 9   | 10+ | Not<br>Stated |                                     |
| <b>GRAND PORT DISTRICT</b>   |                               |  |        |        |        |       |       |       |       |     |     |     |               |                                     |
| Total . . . . .  | 34,819                        | 2,534  | 6,020  | 11,821 | 6,472  | 2,938 | 1,544 | 947   | 605   | 389 | 266 | 271 | 1,012         | 86,944                              |
| 10 - 14 . . . . .  | 3                             | 2  | -      | -      | -      | -     | -     | -     | -     | -   | -   | -   | -             | -                                   |
| 15 - 19 . . . . .  | 335                           | 117  | 162    | 29     | -      | -     | -     | -     | -     | -   | -   | -   | 27            | 220                                 |
| 20 - 24 . . . . .  | 1,631                         | 473  | 721    | 274    | 54     | 4     | 2     | -     | 1     | -   | -   | -   | 102           | 1,464                               |
| 25 - 29 . . . . .  | 2,932                         | 512  | 1,164  | 866    | 189    | 48    | 5     | -     | 2     | 1   | -   | -   | 145           | 3,702                               |
| 30 - 34 . . . . .  | 4,264                         | 392  | 1,941  | 1,941  | 541    | 99    | 23    | 8     | 1     | -   | -   | -   | 106           | 7,224                               |
| 35 - 39 . . . . .  | 3,816                         | 168  | 651    | 1,934  | 774    | 155   | 34    | 8     | 5     | 3   | 3   | -   | 81            | 7,765                               |
| 40 - 44 . . . . .  | 3,870                         | 163  | 520    | 1,895  | 900    | 208   | 56    | 32    | 13    | 2   | 3   | 1   | 77            | 8,458                               |
| 45 - 49 . . . . .  | 4,210                         | 185  | 516    | 1,886  | 1,053  | 333   | 91    | 29    | 16    | 9   | 5   | 1   | 86            | 9,649                               |
| 50 - 54 . . . . .  | 3,630                         | 170  | 385    | 1,327  | 1,030  | 412   | 137   | 50    | 11    | 13  | 4   | 4   | 87            | 9,019                               |
| 55 - 59 . . . . .  | 2,888                         | 135  | 283    | 769    | 814    | 480   | 206   | 83    | 25    | 11  | 6   | 6   | 70            | 8,096                               |
| 60 - 64 . . . . .  | 2,522                         | 83   | 218    | 461    | 564    | 502   | 296   | 193   | 72    | 45  | 12  | 12  | 64            | 8,577                               |
| 65 - 69 . . . . .  | 1,559                         | 45   | 90     | 175    | 234    | 289   | 246   | 169   | 123   | 74  | 43  | 25  | 46            | 6,645                               |
| 70 - 74 . . . . .  | 1,227                         | 26   | 60     | 106    | 125    | 187   | 197   | 154   | 126   | 89  | 53  | 62  | 42            | 6,055                               |
| 75+ . . . . .  | 1,932                         | 63   | 97     | 158    | 194    | 221   | 251   | 221   | 210   | 142 | 137 | 160 | 78            | 10,070                              |
| <b>SAVANNE DISTRICT</b>  |                               |  |        |        |        |       |       |       |       |     |     |     |               |                                     |
| Total . . . . .  | 21,738                        | 1,711  | 3,900  | 7,334  | 3,925  | 1,775 | 999   | 596   | 396   | 242 | 170 | 176 | 514           | 54,181                              |
| 10 - 14 . . . . .  | 1                             | -  | 1      | -      | -      | -     | -     | -     | -     | -   | -   | -   | -             | 1                                   |
| 15 - 19 . . . . .  | 274                           | 118  | 121    | 20     | 2      | -     | -     | -     | -     | -   | -   | -   | 13            | 167                                 |
| 20 - 24 . . . . .  | 1,067                         | 319  | 492    | 198    | 25     | 2     | -     | -     | -     | -   | -   | -   | 31            | 971                                 |
| 25 - 29 . . . . .  | 2,119                         | 348  | 841    | 623    | 145    | 25    | 12    | 1     | 2     | -   | -   | -   | 122           | 2,702                               |
| 30 - 34 . . . . .  | 2,553                         | 225  | 674    | 1,134  | 364    | 64    | 21    | 8     | 2     | 1   | -   | -   | 60            | 4,465                               |
| 35 - 39 . . . . .  | 2,135                         | 108  | 364    | 1,076  | 415    | 99    | 27    | 11    | 2     | -   | 1   | -   | 32            | 4,381                               |
| 40 - 44 . . . . .  | 2,347                         | 102  | 356    | 1,126  | 518    | 156   | 38    | 17    | 5     | 1   | -   | 1   | 27            | 5,135                               |
| 45 - 49 . . . . .  | 2,627                         | 134  | 361    | 1,210  | 611    | 173   | 58    | 19    | 13    | 1   | 2   | -   | 45            | 5,827                               |
| 50 - 54 . . . . .  | 2,163                         | 96   | 240    | 847    | 583    | 249   | 73    | 19    | 7     | 5   | 1   | 1   | 42            | 5,266                               |
| 55 - 59 . . . . .  | 1,762                         | 89   | 164    | 515    | 483    | 277   | 140   | 40    | 15    | 6   | 5   | 3   | 25            | 4,920                               |
| 60 - 64 . . . . .  | 1,572                         | 69   | 135    | 301    | 398    | 287   | 164   | 94    | 45    | 24  | 14  | 9   | 32            | 5,196                               |
| 65 - 69 . . . . .  | 1,050                         | 26   | 65     | 134    | 181    | 194   | 163   | 120   | 71    | 35  | 22  | 14  | 25            | 4,310                               |
| 70 - 74 . . . . .  | 752                           | 19   | 30     | 54     | 84     | 99    | 128   | 105   | 82    | 58  | 35  | 42  | 16            | 3,864                               |
| 75+ . . . . .  | 1,316                         | 58   | 56     | 96     | 116    | 150   | 175   | 162   | 152   | 111 | 90  | 106 | 44            | 6,976                               |
| <b>PLAINES WILHEMS DISTRICT</b>                                    |                               |  |        |        |        |       |       |       |       |     |     |     |               |                                     |
| Total . . . . .  | 115,024                       | 9,276  | 20,976 | 40,197 | 20,234 | 8,446 | 4,259 | 2,481 | 1,510 | 962 | 584 | 730 | 5,369         | 263,591                             |
| 10 - 14 . . . . .  | 2                             | 1  | -      | -      | -      | -     | -     | -     | -     | -   | -   | -   | -             | -                                   |
| 15 - 19 . . . . .  | 659                           | 184  | 327    | 44     | 6      | 1     | -     | -     | -     | -   | -   | -   | 97            | 437                                 |
| 20 - 24 . . . . .  | 3,930                         | 1,155  | 1,721  | 574    | 110    | 12    | 1     | -     | 1     | -   | -   | -   | 356           | 3,259                               |
| 25 - 29 . . . . .  | 8,123                         | 1,870  | 3,066  | 1,904  | 430    | 84    | 20    | 5     | 1     | -   | -   | -   | 743           | 8,637                               |
| 30 - 34 . . . . .  | 11,986                        | 1,431  | 3,735  | 4,578  | 1,228  | 234   | 50    | 16    | 11    | 5   | 1   | 1   | 696           | 17,993                              |
| 35 - 39 . . . . .  | 11,023                        | 770  | 2,264  | 5,152  | 1,693  | 407   | 103   | 24    | 14    | 5   | 3   | 1   | 587           | 20,109                              |
| 40 - 44 . . . . .  | 11,855                        | 584  | 1,914  | 5,691  | 2,398  | 555   | 158   | 46    | 21    | 16  | 6   | 1   | 465           | 24,116                              |
| 45 - 49 . . . . .  | 14,285                        | 738  | 2,247  | 6,654  | 3,055  | 845   | 229   | 78    | 37    | 18  | 7   | 4   | 373           | 30,220                              |
| 50 - 54 . . . . .  | 12,977                        | 691  | 1,814  | 5,591  | 2,970  | 1,009 | 313   | 131   | 47    | 21  | 16  | 2   | 372           | 28,956                              |
| 55 - 59 . . . . .  | 11,086                        | 549  | 1,340  | 4,163  | 2,854  | 1,110 | 445   | 164   | 68    | 19  | 22  | 7   | 345           | 26,777                              |
| 60 - 64 . . . . .  | 9,017                         | 430  | 975    | 2,685  | 2,207  | 1,303 | 626   | 275   | 110   | 67  | 31  | 26  | 282           | 24,817                              |
| 65 - 69 . . . . .  | 6,324                         | 254  | 572    | 1,352  | 1,393  | 994   | 668   | 400   | 197   | 99  | 56  | 59  | 280           | 20,490                              |
| 70 - 74 . . . . .  | 4,994                         | 200  | 396    | 786    | 833    | 766   | 625   | 443   | 303   | 202 | 86  | 116 | 238           | 19,106                              |
| 75+ . . . . .  | 8,763                         | 419  | 605    | 1,023  | 1,057  | 1,126 | 1,021 | 899   | 700   | 510 | 356 | 513 | 534           | 38,674                              |

Table F1 - Ever-married resident female population 10 years of age and over by geographical district, age and number of children ever born alive

| Country, Island,<br>Geographical District<br>and Age<br>(in years) | Total<br>female<br>population | Female population with indicated number of children born alive |       |       |       |       |       |     |     |     |     |     |               | No. of<br>children<br>born<br>alive |
|--|-------------------------------|--|-------|-------|-------|-------|-------|-----|-----|-----|-----|-----|---------------|-------------------------------------|
|  |                               | 0  | 1     | 2     | 3     | 4     | 5     | 6   | 7   | 8   | 9   | 10+ | Not<br>Stated |                                     |
| <b>MOKA DISTRICT</b>   |                               |  |       |       |       |       |       |     |     |     |     |     |               |                                     |
| Total . . . . .  | 25,700                        | 2,098  | 4,296 | 8,972 | 4,782 | 2,130 | 1,063 | 601 | 356 | 272 | 135 | 189 | 806           | 61,978                              |
| 10 - 14 . . . . .  | 1                             | 1  | -     | -     | -     | -     | -     | -   | -   | -   | -   | -   | -             | -                                   |
| 15 - 19 . . . . .  | 223                           | 98   | 93    | 17    | -     | -     | -     | -   | -   | -   | -   | -   | 14            | 131                                 |
| 20 - 24 . . . . .  | 1,215                         | 378  | 481   | 201   | 30    | 7     | -     | -   | -   | -   | -   | -   | 118           | 1,001                               |
| 25 - 29 . . . . .  | 2,245                         | 448  | 786   | 690   | 153   | 34    | 10    | 3   | 1   | -   | -   | -   | 120           | 2,836                               |
| 30 - 34 . . . . .  | 3,244                         | 301  | 817   | 1,473 | 437   | 88    | 13    | 3   | 2   | -   | -   | -   | 110           | 5,523                               |
| 35 - 39 . . . . .  | 2,822                         | 180  | 442   | 1,373 | 587   | 126   | 25    | 5   | 1   | 2   | -   | 1   | 80            | 5,641                               |
| 40 - 44 . . . . .  | 2,748                         | 133  | 398   | 1,370 | 563   | 162   | 29    | 13  | 6   | 3   | 5   | -   | 66            | 5,809                               |
| 45 - 49 . . . . .  | 3,081                         | 142  | 383   | 1,425 | 766   | 200   | 62    | 27  | 6   | 3   | 2   | 2   | 63            | 6,907                               |
| 50 - 54 . . . . .  | 2,637                         | 147  | 275   | 1,007 | 736   | 287   | 98    | 28  | 6   | 4   | -   | 2   | 47            | 6,401                               |
| 55 - 59 . . . . .  | 2,302                         | 103  | 235   | 684   | 646   | 346   | 146   | 64  | 14  | 7   | 7   | 3   | 47            | 6,290                               |
| 60 - 64 . . . . .  | 1,916                         | 73   | 177   | 409   | 438   | 391   | 202   | 98  | 47  | 19  | 7   | 7   | 48            | 6,092                               |
| 65 - 69 . . . . .  | 1,125                         | 27   | 88    | 130   | 206   | 206   | 182   | 114 | 72  | 47  | 16  | 11  | 26            | 4,525                               |
| 70 - 74 . . . . .  | 794                           | 24   | 46    | 83    | 81    | 118   | 120   | 109 | 71  | 67  | 30  | 25  | 20            | 3,747                               |
| 75+ . . . . .  | 1,347                         | 43   | 75    | 110   | 139   | 164   | 176   | 137 | 130 | 120 | 68  | 138 | 47            | 7,075                               |
| <b>BLACK RIVER DISTRICT</b>  |                               |  |       |       |       |       |       |     |     |     |     |     |               |                                     |
| Total . . . . .  | 22,916                        | 1,687  | 4,332 | 7,221 | 4,077 | 1,892 | 941   | 530 | 343 | 205 | 124 | 167 | 1,397         | 53,489                              |
| 10 - 14 . . . . .  | -                             | -  | -     | -     | -     | -     | -     | -   | -   | -   | -   | -   | -             | -                                   |
| 15 - 19 . . . . .  | 336                           | 84   | 175   | 34    | 3     | -     | -     | -   | -   | -   | -   | -   | 40            | 252                                 |
| 20 - 24 . . . . .  | 1,306                         | 259  | 606   | 267   | 46    | 13    | 3     | -   | -   | -   | -   | -   | 112           | 1,345                               |
| 25 - 29 . . . . .  | 2,202                         | 338  | 729   | 665   | 189   | 50    | 8     | 4   | 1   | 1   | -   | -   | 217           | 2,905                               |
| 30 - 34 . . . . .  | 3,001                         | 259  | 838   | 1,152 | 380   | 103   | 21    | 15  | 4   | -   | -   | -   | 229           | 4,917                               |
| 35 - 39 . . . . .  | 2,592                         | 150  | 442   | 1,083 | 497   | 147   | 57    | 17  | 8   | 8   | 2   | -   | 181           | 5,212                               |
| 40 - 44 . . . . .  | 2,545                         | 110  | 354   | 1,001 | 602   | 167   | 67    | 38  | 18  | 6   | 3   | 3   | 176           | 5,631                               |
| 45 - 49 . . . . .  | 2,623                         | 115  | 349   | 1,004 | 665   | 236   | 96    | 44  | 11  | 6   | 4   | 1   | 92            | 6,212                               |
| 50 - 54 . . . . .  | 2,252                         | 105  | 252   | 804   | 551   | 288   | 112   | 39  | 20  | 13  | 1   | 2   | 65            | 5,732                               |
| 55 - 59 . . . . .  | 2,002                         | 98   | 229   | 559   | 490   | 286   | 153   | 66  | 28  | 17  | 6   | 5   | 65            | 5,563                               |
| 60 - 64 . . . . .  | 1,501                         | 77   | 146   | 309   | 309   | 237   | 157   | 102 | 57  | 24  | 7   | 9   | 67            | 4,782                               |
| 65 - 69 . . . . .  | 888                           | 35   | 92    | 154   | 160   | 138   | 95    | 64  | 55  | 27  | 11  | 24  | 33            | 3,255                               |
| 70 - 74 . . . . .  | 645                           | 20   | 46    | 101   | 83    | 93    | 67    | 55  | 54  | 40  | 19  | 32  | 35            | 2,753                               |
| 75+ . . . . .  | 1,023                         | 37   | 74    | 88    | 102   | 134   | 105   | 86  | 87  | 63  | 71  | 91  | 85            | 4,930                               |
| <b>ISLAND OF RODRIGUES</b>   |                               |  |       |       |       |       |       |     |     |     |     |     |               |                                     |
| Total . . . . .  | 11,746                        | 591  | 2,356 | 2,781 | 1,979 | 1,156 | 790   | 582 | 381 | 301 | 198 | 365 | 266           | 36,956                              |
| 10 - 14 . . . . .  | 2                             | 1  | 1     | -     | -     | -     | -     | -   | -   | -   | -   | -   | -             | 1                                   |
| 15 - 19 . . . . .  | 286                           | 69   | 179   | 18    | -     | -     | -     | -   | -   | -   | -   | -   | 20            | 215                                 |
| 20 - 24 . . . . .  | 832                           | 107  | 492   | 163   | 34    | 3     | -     | -   | 1   | -   | -   | -   | 32            | 939                                 |
| 25 - 29 . . . . .  | 1,379                         | 103  | 594   | 457   | 139   | 35    | 13    | 1   | 1   | -   | -   | -   | 36            | 2,143                               |
| 30 - 34 . . . . .  | 1,588                         | 79   | 421   | 642   | 298   | 83    | 27    | 8   | 2   | -   | -   | -   | 28            | 3,128                               |
| 35 - 39 . . . . .  | 1,309                         | 43   | 217   | 449   | 343   | 148   | 48    | 18  | 9   | 7   | 2   | -   | 25            | 3,221                               |
| 40 - 44 . . . . .  | 1,224                         | 30   | 128   | 340   | 363   | 191   | 85    | 30  | 19  | 5   | 3   | 5   | 25            | 3,519                               |
| 45 - 49 . . . . .  | 1,143                         | 24   | 97    | 291   | 293   | 170   | 127   | 79  | 30  | 11  | 4   | 3   | 14            | 3,712                               |
| 50 - 54 . . . . .  | 1,016                         | 26   | 70    | 169   | 216   | 175   | 130   | 105 | 57  | 26  | 14  | 13  | 15            | 3,911                               |
| 55 - 59 . . . . .  | 754                           | 18   | 34    | 88    | 121   | 124   | 112   | 96  | 43  | 51  | 26  | 30  | 11            | 3,469                               |
| 60 - 64 . . . . .  | 558                           | 21   | 30    | 64    | 59    | 68    | 81    | 64  | 56  | 35  | 26  | 41  | 13            | 2,746                               |
| 65 - 69 . . . . .  | 555                           | 19   | 29    | 44    | 54    | 55    | 63    | 58  | 50  | 49  | 45  | 73  | 16            | 3,153                               |
| 70 - 74 . . . . .  | 447                           | 14   | 25    | 15    | 27    | 40    | 43    | 54  | 46  | 51  | 27  | 91  | 14            | 2,872                               |
| 75+ . . . . .  | 653                           | 37   | 39    | 41    | 32    | 64    | 61    | 69  | 67  | 66  | 51  | 109 | 17            | 3,927                               |

Table F2 - Ever-married resident female population 10 years of age and over by age, number of children ever born alive and educational attainment

| Country, Island,<br>Educational Attainment<br>and Age<br>(in years) | Total<br>female<br>population | Female population with indicated number of children born alive |        |         |        |        |        |       |       |       |       |       |               | No. of<br>children<br>born<br>alive |
|---|-------------------------------|--|--------|---------|--------|--------|--------|-------|-------|-------|-------|-------|---------------|-------------------------------------|
|   |                               | 0  | 1      | 2       | 3      | 4      | 5      | 6     | 7     | 8     | 9     | 10+   | Not<br>Stated |                                     |
| REPUBLIC OF MAURITIUS   |                               |  |        |         |        |        |        |       |       |       |       |       |               |                                     |
| All levels of education   |                               |  |        |         |        |        |        |       |       |       |       |       |               |                                     |
| Total . . . . .   | 385,611                       | 29,716   | 68,210 | 130,176 | 70,342 | 31,162 | 16,132 | 9,611 | 6,168 | 4,001 | 2,427 | 3,132 | 14,534        | 934,198                             |
| 10 - 14 . . . . .   | 18                            | 8  | 5      | 1       | -      | -      | -      | -     | -     | -     | -     | -     | 4             | 7                                   |
| 15 - 19 . . . . .   | 3,660                         | 1,262  | 1,733  | 276     | 17     | 5      | -      | -     | -     | -     | -     | -     | 367           | 2,356                               |
| 20 - 24 . . . . .   | 17,440                        | 4,848  | 7,737  | 2,967   | 518    | 81     | 11     | -     | 3     | -     | -     | -     | 1,275         | 15,625                              |
| 25 - 29 . . . . .   | 32,504                        | 6,052  | 12,212 | 9,294   | 2,176  | 456    | 94     | 23    | 12    | 4     | -     | -     | 2,181         | 39,876                              |
| 30 - 34 . . . . .   | 45,483                        | 4,241  | 12,364 | 19,529  | 5,882  | 1,165  | 277    | 88    | 37    | 11    | 6     | 1     | 1,882         | 76,052                              |
| 35 - 39 . . . . .   | 40,549                        | 2,284  | 7,090  | 19,321  | 7,781  | 1,872  | 517    | 151   | 58    | 32    | 17    | 4     | 1,422         | 80,909                              |
| 40 - 44 . . . . .   | 41,673                        | 1,883  | 5,907  | 19,419  | 9,435  | 2,535  | 736    | 287   | 128   | 49    | 36    | 17    | 1,241         | 90,401                              |
| 45 - 49 . . . . .   | 46,537                        | 2,223  | 6,308  | 20,475  | 11,108 | 3,454  | 1,102  | 437   | 173   | 87    | 41    | 23    | 1,106         | 105,054                             |
| 50 - 54 . . . . .   | 40,336                        | 2,028  | 4,823  | 15,377  | 10,392 | 4,285  | 1,431  | 583   | 230   | 121   | 46    | 37    | 983           | 97,939                              |
| 55 - 59 . . . . .   | 34,317                        | 1,660  | 3,709  | 10,463  | 8,996  | 4,771  | 2,174  | 943   | 347   | 175   | 93    | 76    | 910           | 92,727                              |
| 60 - 64 . . . . .   | 27,798                        | 1,192  | 2,642  | 6,340   | 6,385  | 4,762  | 2,770  | 1,507 | 741   | 366   | 151   | 157   | 785           | 87,573                              |
| 65 - 69 . . . . .   | 18,473                        | 660  | 1,413  | 2,913   | 3,369  | 3,061  | 2,406  | 1,671 | 1,047 | 654   | 324   | 323   | 632           | 70,661                              |
| 70 - 74 . . . . .   | 13,778                        | 454  | 862    | 1,621   | 1,844  | 1,962  | 1,857  | 1,494 | 1,161 | 868   | 460   | 614   | 581           | 61,725                              |
| 75+ . . . . .   | 23,045                        | 921  | 1,405  | 2,180   | 2,439  | 2,753  | 2,757  | 2,427 | 2,231 | 1,634 | 1,253 | 1,880 | 1,165         | 113,293                             |
| Pre-primary and none  |                               |  |        |         |        |        |        |       |       |       |       |       |               |                                     |
| Total . . . . .   | 36,544                        | 1,383  | 2,722  | 4,603   | 5,315  | 5,360  | 4,545  | 3,623 | 2,816 | 1,980 | 1,270 | 1,705 | 1,222         | 159,537                             |
| 10 - 14 . . . . .   | -                             | -  | -      | -       | -      | -      | -      | -     | -     | -     | -     | -     | -             | -                                   |
| 15 - 19 . . . . .   | 12                            | 4  | 2      | 4       | -      | -      | -      | -     | -     | -     | -     | -     | 2             | 10                                  |
| 20 - 24 . . . . .   | 51                            | 7  | 15     | 13      | 11     | 3      | -      | -     | -     | -     | -     | -     | 2             | 86                                  |
| 25 - 29 . . . . .   | 129                           | 7  | 41     | 33      | 25     | 9      | 5      | 1     | 2     | -     | -     | -     | 6             | 263                                 |
| 30 - 34 . . . . .   | 217                           | 10   | 41     | 68      | 48     | 25     | 7      | 4     | 1     | -     | -     | -     | 13            | 487                                 |
| 35 - 39 . . . . .   | 282                           | 18   | 46     | 83      | 65     | 34     | 14     | 7     | 1     | 4     | 1     | -     | 9             | 703                                 |
| 40 - 44 . . . . .   | 606                           | 42   | 76     | 159     | 170    | 81     | 32     | 20    | 7     | 3     | 2     | 3     | 11            | 1,629                               |
| 45 - 49 . . . . .   | 1,272                         | 57   | 147    | 359     | 331    | 180    | 76     | 48    | 18    | 8     | 8     | 4     | 36            | 3,550                               |
| 50 - 54 . . . . .   | 2,088                         | 134  | 223    | 505     | 518    | 358    | 141    | 83    | 30    | 17    | 2     | 5     | 72            | 5,839                               |
| 55 - 59 . . . . .   | 3,909                         | 216  | 407    | 744     | 862    | 745    | 422    | 198   | 99    | 54    | 24    | 20    | 118           | 12,317                              |
| 60 - 64 . . . . .   | 5,736                         | 224  | 527    | 839     | 1,070  | 1,101  | 790    | 492   | 271   | 136   | 55    | 60    | 171           | 20,844                              |
| 65 - 69 . . . . .   | 5,714                         | 174  | 351    | 568     | 712    | 912    | 930    | 758   | 515   | 316   | 163   | 153   | 162           | 25,741                              |
| 70 - 74 . . . . .   | 5,536                         | 139  | 256    | 399     | 536    | 696    | 801    | 741   | 628   | 493   | 278   | 367   | 202           | 28,770                              |
| 75+ . . . . .   | 10,992                        | 351  | 590    | 829     | 967    | 1,216  | 1,327  | 1,271 | 1,244 | 949   | 737   | 1,093 | 418           | 59,298                              |
| Primary   |                               |  |        |         |        |        |        |       |       |       |       |       |               |                                     |
| Total . . . . .   | 152,002                       | 7,580  | 19,399 | 46,666  | 34,116 | 17,903 | 9,178  | 5,126 | 2,910 | 1,811 | 1,033 | 1,327 | 4,953         | 422,221                             |
| 10 - 14 . . . . .   | 5                             | 3  | 1      | 1       | -      | -      | -      | -     | -     | -     | -     | -     | -             | 3                                   |
| 15 - 19 . . . . .   | 532                           | 133  | 283    | 67      | 6      | 2      | -      | -     | -     | -     | -     | -     | 41            | 443                                 |
| 20 - 24 . . . . .   | 3,081                         | 483  | 1,316  | 815     | 216    | 42     | 6      | -     | 1     | -     | -     | -     | 202           | 3,799                               |
| 25 - 29 . . . . .   | 6,785                         | 576  | 2,033  | 2,523   | 897    | 252    | 56     | 11    | 4     | 1     | -     | -     | 432           | 11,160                              |
| 30 - 34 . . . . .   | 12,519                        | 772  | 2,418  | 5,470   | 2,443  | 624    | 166    | 56    | 20    | 6     | -     | -     | 544           | 24,537                              |
| 35 - 39 . . . . .   | 13,476                        | 637  | 1,839  | 5,857   | 3,142  | 1,004  | 320    | 103   | 35    | 19    | 8     | 4     | 508           | 29,722                              |
| 40 - 44 . . . . .   | 15,922                        | 679  | 1,940  | 6,528   | 4,100  | 1,373  | 456    | 184   | 88    | 35    | 20    | 9     | 510           | 37,349                              |
| 45 - 49 . . . . .   | 19,511                        | 889  | 2,456  | 7,506   | 5,037  | 1,933  | 733    | 293   | 118   | 52    | 21    | 12    | 461           | 47,295                              |
| 50 - 54 . . . . .   | 20,593                        | 986  | 2,206  | 6,735   | 5,748  | 2,728  | 961    | 405   | 166   | 88    | 38    | 30    | 502           | 53,603                              |
| 55 - 59 . . . . .   | 19,292                        | 858  | 1,883  | 5,105   | 5,317  | 3,133  | 1,454  | 655   | 211   | 101   | 57    | 47    | 471           | 55,084                              |
| 60 - 64 . . . . .   | 15,380                        | 641  | 1,341  | 3,097   | 3,566  | 2,950  | 1,687  | 890   | 403   | 207   | 85    | 89    | 424           | 50,003                              |
| 65 - 69 . . . . .   | 9,088                         | 298  | 670    | 1,294   | 1,706  | 1,670  | 1,258  | 821   | 472   | 319   | 150   | 160   | 270           | 35,239                              |
| 70 - 74 . . . . .   | 6,146                         | 203  | 387    | 686     | 861    | 969    | 889    | 682   | 488   | 351   | 172   | 239   | 219           | 27,188                              |
| 75+ . . . . .   | 9,672                         | 422  | 626    | 982     | 1,077  | 1,223  | 1,192  | 1,026 | 904   | 632   | 482   | 737   | 369           | 46,796                              |

Table F2 - Ever-married resident female population 10 years of age and over by age, number of children ever born alive and educational attainment

| Country, Island,<br>Educational Attainment<br>and Age<br>(in years) | Total<br>female<br>population | Female population with indicated number of children born alive |        |        |        |       |       |     |     |     |     |     |               | No. of<br>children<br>born<br>alive |
|---|-------------------------------|--|--------|--------|--------|-------|-------|-----|-----|-----|-----|-----|---------------|-------------------------------------|
|   |                               | 0  | 1      | 2      | 3      | 4     | 5     | 6   | 7   | 8   | 9   | 10+ | Not<br>Stated |                                     |
| REPUBLIC OF MAURITIUS   |                               |  |        |        |        |       |       |     |     |     |     |     |               |                                     |
| Secondary   |                               |  |        |        |        |       |       |     |     |     |     |     |               |                                     |
| Total . . . . .   | 182,136                       | 18,043   | 42,445 | 74,437 | 29,562 | 7,598 | 2,286 | 800 | 396 | 172 | 105 | 84  | 6,208         | 332,644                             |
| 10 - 14 . . . . .   | 13                            | 5  | 4      | -      | -      | -     | -     | -   | -   | -   | -   | -   | 4             | 4                                   |
| 15 - 19 . . . . .   | 3,106                         | 1,121  | 1,444  | 204    | 11     | 3     | -     | -   | -   | -   | -   | -   | 323           | 1,897                               |
| 20 - 24 . . . . .   | 13,819                        | 4,108  | 6,286  | 2,122  | 290    | 36    | 5     | -   | 2   | -   | -   | -   | 970           | 11,583                              |
| 25 - 29 . . . . .   | 22,608                        | 4,269  | 9,205  | 6,491  | 1,222  | 193   | 33    | 11  | 6   | 3   | -   | -   | 1,175         | 26,922                              |
| 30 - 34 . . . . .   | 29,285                        | 2,774  | 8,620  | 13,052 | 3,272  | 505   | 101   | 28  | 16  | 4   | 6   | 1   | 906           | 47,441                              |
| 35 - 39 . . . . .   | 24,576                        | 1,423  | 4,689  | 12,406 | 4,353  | 806   | 180   | 38  | 21  | 9   | 8   | -   | 643           | 47,203                              |
| 40 - 44 . . . . .   | 23,773                        | 1,057  | 3,648  | 12,082 | 4,962  | 1,058 | 245   | 80  | 33  | 10  | 14  | 5   | 579           | 49,138                              |
| 45 - 49 . . . . .   | 24,735                        | 1,186  | 3,543  | 12,140 | 5,565  | 1,302 | 292   | 96  | 36  | 26  | 11  | 7   | 531           | 52,397                              |
| 50 - 54 . . . . .   | 16,575                        | 840  | 2,230  | 7,603  | 3,914  | 1,157 | 320   | 92  | 33  | 14  | 5   | 2   | 365           | 36,366                              |
| 55 - 59 . . . . .   | 10,376                        | 543  | 1,318  | 4,267  | 2,650  | 857   | 292   | 86  | 35  | 20  | 11  | 8   | 289           | 23,799                              |
| 60 - 64 . . . . .   | 6,250                         | 304  | 725    | 2,242  | 1,644  | 678   | 266   | 116 | 64  | 20  | 10  | 8   | 173           | 15,663                              |
| 65 - 69 . . . . .   | 3,362                         | 172  | 368    | 992    | 900    | 453   | 198   | 81  | 55  | 17  | 6   | 9   | 111           | 9,010                               |
| 70 - 74 . . . . .   | 1,867                         | 104  | 205    | 500    | 432    | 277   | 153   | 64  | 36  | 14  | 9   | 5   | 68            | 5,261                               |
| 75+ . . . . .   | 1,791                         | 137  | 160    | 336    | 347    | 273   | 201   | 108 | 59  | 35  | 25  | 39  | 71            | 5,960                               |
| Tertiary  |                               |  |        |        |        |       |       |     |     |     |     |     |               |                                     |
| Total . . . . .   | 11,978                        | 2,519  | 3,303  | 4,136  | 1,133  | 180   | 33    | 14  | 3   | 4   | 2   | -   | 651           | 16,014                              |
| 10 - 14 . . . . .   | -                             | -  | -      | -      | -      | -     | -     | -   | -   | -   | -   | -   | -             | -                                   |
| 15 - 19 . . . . .   | -                             | -  | -      | -      | -      | -     | -     | -   | -   | -   | -   | -   | -             | -                                   |
| 20 - 24 . . . . .   | 345                           | 225  | 83     | 5      | -      | -     | -     | -   | -   | -   | -   | -   | 32            | 93                                  |
| 25 - 29 . . . . .   | 2,330                         | 1,129  | 790    | 166    | 11     | 1     | -     | -   | -   | -   | -   | -   | 233           | 1,159                               |
| 30 - 34 . . . . .   | 3,030                         | 644  | 1,234  | 885    | 93     | 8     | 2     | -   | -   | -   | -   | -   | 164           | 3,325                               |
| 35 - 39 . . . . .   | 1,960                         | 196  | 493    | 950    | 209    | 24    | 2     | 2   | 1   | -   | -   | -   | 83            | 3,145                               |
| 40 - 44 . . . . .   | 1,210                         | 100  | 234    | 623    | 190    | 18    | 2     | 2   | -   | 1   | -   | -   | 40            | 2,152                               |
| 45 - 49 . . . . .   | 892                           | 86   | 153    | 429    | 156    | 32    | -     | -   | -   | -   | -   | -   | 36            | 1,607                               |
| 50 - 54 . . . . .   | 974                           | 61   | 150    | 518    | 181    | 30    | 3     | 1   | -   | 2   | 1   | -   | 27            | 1,895                               |
| 55 - 59 . . . . .   | 649                           | 37   | 91     | 322    | 145    | 29    | 4     | 1   | 1   | -   | 1   | -   | 18            | 1,328                               |
| 60 - 64 . . . . .   | 333                           | 20   | 40     | 149    | 90     | 20    | 7     | -   | -   | -   | -   | -   | 7             | 723                                 |
| 65 - 69 . . . . .   | 145                           | 12   | 19     | 51     | 39     | 9     | 5     | 3   | -   | -   | -   | -   | 7             | 317                                 |
| 70 - 74 . . . . .   | 66                            | 7  | 11     | 25     | 9      | 5     | 5     | 2   | -   | -   | -   | -   | 2             | 145                                 |
| 75+ . . . . .   | 44                            | 2  | 5      | 13     | 10     | 4     | 3     | 3   | 1   | 1   | -   | -   | 2             | 125                                 |
| Not stated  |                               |  |        |        |        |       |       |     |     |     |     |     |               |                                     |
| Total . . . . .   | 2,951                         | 191  | 341    | 334    | 216    | 121   | 90    | 48  | 43  | 34  | 17  | 16  | 1,500         | 3,782                               |
| 10 - 14 . . . . .   | -                             | -  | -      | -      | -      | -     | -     | -   | -   | -   | -   | -   | -             | -                                   |
| 15 - 19 . . . . .   | 10                            | 4  | 4      | 1      | -      | -     | -     | -   | -   | -   | -   | -   | 1             | 6                                   |
| 20 - 24 . . . . .   | 144                           | 25   | 37     | 12     | 1      | -     | -     | -   | -   | -   | -   | -   | 69            | 64                                  |
| 25 - 29 . . . . .   | 652                           | 71   | 143    | 81     | 21     | 1     | -     | -   | -   | -   | -   | -   | 335           | 372                                 |
| 30 - 34 . . . . .   | 432                           | 41   | 51     | 54     | 26     | 3     | 1     | -   | -   | 1   | -   | -   | 255           | 262                                 |
| 35 - 39 . . . . .   | 255                           | 10   | 23     | 25     | 12     | 4     | 1     | 1   | -   | -   | -   | -   | 179           | 136                                 |
| 40 - 44 . . . . .   | 162                           | 5  | 9      | 27     | 13     | 5     | 1     | 1   | -   | -   | -   | -   | 101           | 133                                 |
| 45 - 49 . . . . .   | 127                           | 5  | 9      | 41     | 19     | 7     | 1     | -   | 1   | 1   | -   | -   | 42            | 205                                 |
| 50 - 54 . . . . .   | 106                           | 7  | 14     | 16     | 31     | 12    | 6     | 2   | 1   | -   | -   | -   | 17            | 236                                 |
| 55 - 59 . . . . .   | 91                            | 6  | 10     | 25     | 22     | 7     | 2     | 3   | 1   | -   | -   | 1   | 14            | 199                                 |
| 60 - 64 . . . . .   | 99                            | 3  | 9      | 13     | 15     | 13    | 20    | 9   | 3   | 3   | 1   | -   | 10            | 340                                 |
| 65 - 69 . . . . .   | 164                           | 4  | 5      | 8      | 12     | 17    | 15    | 8   | 5   | 2   | 5   | 1   | 82            | 354                                 |
| 70 - 74 . . . . .   | 163                           | 1  | 3      | 11     | 6      | 15    | 9     | 5   | 9   | 10  | 1   | 3   | 90            | 361                                 |
| 75+ . . . . .   | 546                           | 9  | 24     | 20     | 38     | 37    | 34    | 19  | 23  | 17  | 9   | 11  | 305           | 1,114                               |

Table F2 - Ever-married resident female population 10 years of age and over by age, number of children ever born alive and educational attainment

| Country, Island,<br>Educational Attainment<br>and Age<br>(in years) | Total<br>female<br>population | Female population with indicated number of children born alive |        |         |        |        |        |       |       |       |       |       |               | No. of<br>children<br>born<br>alive |  |
|---|-------------------------------|--|--------|---------|--------|--------|--------|-------|-------|-------|-------|-------|---------------|-------------------------------------|--|
|   |                               | 0  | 1      | 2       | 3      | 4      | 5      | 6     | 7     | 8     | 9     | 10+   | Not<br>Stated |                                     |  |
| ISLAND OF MAURITIUS   |                               |  |        |         |        |        |        |       |       |       |       |       |               |                                     |  |
| All levels of education   |                               |  |        |         |        |        |        |       |       |       |       |       |               |                                     |  |
| Total . . . . .   | 373,865                       | 29,125   | 65,854 | 127,395 | 68,363 | 30,006 | 15,342 | 9,029 | 5,787 | 3,700 | 2,229 | 2,767 | 14,268        | 897,242                             |  |
| 10 - 14 . . . . .   | 16                            | 7  | 4      | 1       | -      | -      | -      | -     | -     | -     | -     | -     | 4             | 6                                   |  |
| 15 - 19 . . . . .   | 3,374                         | 1,193  | 1,554  | 258     | 17     | 5      | -      | -     | -     | -     | -     | -     | 347           | 2,141                               |  |
| 20 - 24 . . . . .   | 16,608                        | 4,741  | 7,245  | 2,804   | 484    | 78     | 11     | -     | 2     | -     | -     | -     | 1,243         | 14,686                              |  |
| 25 - 29 . . . . .   | 31,125                        | 5,949  | 11,618 | 8,837   | 2,037  | 421    | 81     | 22    | 11    | 4     | -     | -     | 2,145         | 37,733                              |  |
| 30 - 34 . . . . .   | 43,895                        | 4,162  | 11,943 | 18,887  | 5,584  | 1,082  | 250    | 80    | 35    | 11    | 6     | 1     | 1,854         | 72,924                              |  |
| 35 - 39 . . . . .   | 39,240                        | 2,241  | 6,873  | 18,872  | 7,438  | 1,724  | 469    | 133   | 49    | 25    | 15    | 4     | 1,397         | 77,688                              |  |
| 40 - 44 . . . . .   | 40,449                        | 1,853  | 5,779  | 19,079  | 9,072  | 2,344  | 651    | 257   | 109   | 44    | 33    | 12    | 1,216         | 86,882                              |  |
| 45 - 49 . . . . .   | 45,394                        | 2,199  | 6,211  | 20,184  | 10,815 | 3,284  | 975    | 358   | 143   | 76    | 37    | 20    | 1,092         | 101,342                             |  |
| 50 - 54 . . . . .   | 39,320                        | 2,002  | 4,753  | 15,208  | 10,176 | 4,110  | 1,301  | 478   | 173   | 95    | 32    | 24    | 968           | 94,028                              |  |
| 55 - 59 . . . . .   | 33,563                        | 1,642  | 3,675  | 10,375  | 8,875  | 4,647  | 2,062  | 847   | 304   | 124   | 67    | 46    | 899           | 89,258                              |  |
| 60 - 64 . . . . .   | 27,240                        | 1,171  | 2,612  | 6,276   | 6,326  | 4,694  | 2,689  | 1,443 | 685   | 331   | 125   | 116   | 772           | 84,827                              |  |
| 65 - 69 . . . . .   | 17,918                        | 641  | 1,384  | 2,869   | 3,315  | 3,006  | 2,343  | 1,613 | 997   | 605   | 279   | 250   | 616           | 67,508                              |  |
| 70 - 74 . . . . .   | 13,331                        | 440  | 837    | 1,606   | 1,817  | 1,922  | 1,814  | 1,440 | 1,115 | 817   | 433   | 523   | 567           | 58,853                              |  |
| 75+ . . . . .   | 22,392                        | 884  | 1,366  | 2,139   | 2,407  | 2,689  | 2,696  | 2,358 | 2,164 | 1,568 | 1,202 | 1,771 | 1,148         | 109,366                             |  |
| Pre-primary and none  |                               |  |        |         |        |        |        |       |       |       |       |       |               |                                     |  |
| Total . . . . .   | 35,364                        | 1,347  | 2,645  | 4,499   | 5,187  | 5,210  | 4,417  | 3,480 | 2,710 | 1,889 | 1,205 | 1,576 | 1,199         | 153,231                             |  |
| 10 - 14 . . . . .   | -                             | -  | -      | -       | -      | -      | -      | -     | -     | -     | -     | -     | -             | -                                   |  |
| 15 - 19 . . . . .   | 11                            | 4  | 1      | 4       | -      | -      | -      | -     | -     | -     | -     | -     | 2             | 9                                   |  |
| 20 - 24 . . . . .   | 43                            | 7  | 10     | 12      | 9      | 3      | -      | -     | -     | -     | -     | -     | 2             | 73                                  |  |
| 25 - 29 . . . . .   | 114                           | 7  | 38     | 30      | 20     | 6      | 5      | 1     | 1     | -     | -     | -     | 6             | 220                                 |  |
| 30 - 34 . . . . .   | 181                           | 10   | 33     | 55      | 42     | 20     | 5      | 3     | 1     | -     | -     | -     | 12            | 399                                 |  |
| 35 - 39 . . . . .   | 253                           | 17   | 41     | 79      | 57     | 28     | 11     | 7     | -     | 3     | 1     | -     | 9             | 612                                 |  |
| 40 - 44 . . . . .   | 545                           | 42   | 72     | 151     | 150    | 68     | 25     | 19    | 3     | 2     | 2     | 1     | 10            | 1,400                               |  |
| 45 - 49 . . . . .   | 1,172                         | 54   | 139    | 343     | 314    | 161    | 68     | 29    | 14    | 5     | 7     | 3     | 35            | 3,158                               |  |
| 50 - 54 . . . . .   | 2,010                         | 134  | 220    | 501     | 508    | 344    | 127    | 65    | 23    | 14    | -     | 3     | 71            | 5,452                               |  |
| 55 - 59 . . . . .   | 3,776                         | 213  | 400    | 741     | 849    | 727    | 401    | 182   | 87    | 41    | 14    | 9     | 112           | 11,591                              |  |
| 60 - 64 . . . . .   | 5,581                         | 220  | 520    | 828     | 1,063  | 1,083  | 763    | 469   | 251   | 123   | 47    | 44    | 170           | 19,961                              |  |
| 65 - 69 . . . . .   | 5,543                         | 169  | 345    | 554     | 691    | 893    | 917    | 742   | 499   | 301   | 146   | 128   | 158           | 24,728                              |  |
| 70 - 74 . . . . .   | 5,399                         | 136  | 252    | 395     | 530    | 684    | 789    | 723   | 609   | 479   | 269   | 335   | 198           | 27,832                              |  |
| 75+ . . . . .   | 10,736                        | 334  | 574    | 806     | 954    | 1,193  | 1,306  | 1,240 | 1,222 | 921   | 719   | 1,053 | 414           | 57,796                              |  |
| Primary   |                               |  |        |         |        |        |        |       |       |       |       |       |               |                                     |  |
| Total . . . . .   | 145,250                       | 7,345  | 18,498 | 45,137  | 32,782 | 17,081 | 8,602  | 4,715 | 2,651 | 1,609 | 906   | 1,097 | 4,827         | 398,423                             |  |
| 10 - 14 . . . . .   | 5                             | 3  | 1      | 1       | -      | -      | -      | -     | -     | -     | -     | -     | -             | 3                                   |  |
| 15 - 19 . . . . .   | 491                           | 126  | 255    | 63      | 6      | 2      | -      | -     | -     | -     | -     | -     | 39            | 407                                 |  |
| 20 - 24 . . . . .   | 2,854                         | 468  | 1,192  | 753     | 197    | 41     | 6      | -     | 1     | -     | -     | -     | 196           | 3,490                               |  |
| 25 - 29 . . . . .   | 6,241                         | 541  | 1,843  | 2,331   | 819    | 232    | 45     | 10    | 4     | 1     | -     | -     | 415           | 10,211                              |  |
| 30 - 34 . . . . .   | 11,686                        | 734  | 2,252  | 5,126   | 2,254  | 563    | 148    | 50    | 18    | 6     | -     | -     | 535           | 22,732                              |  |
| 35 - 39 . . . . .   | 12,660                        | 613  | 1,721  | 5,604   | 2,909  | 894    | 282    | 89    | 29    | 14    | 6     | 4     | 495           | 27,585                              |  |
| 40 - 44 . . . . .   | 15,138                        | 657  | 1,876  | 6,325   | 3,861  | 1,239  | 397    | 159   | 75    | 32    | 17    | 7     | 493           | 35,017                              |  |
| 45 - 49 . . . . .   | 18,698                        | 871  | 2,392  | 7,317   | 4,823  | 1,802  | 635    | 236   | 93    | 44    | 20    | 11    | 454           | 44,596                              |  |
| 50 - 54 . . . . .   | 19,812                        | 971  | 2,159  | 6,610   | 5,584  | 2,588  | 856    | 324   | 119   | 65    | 27    | 19    | 490           | 50,510                              |  |
| 55 - 59 . . . . .   | 18,771                        | 850  | 1,861  | 5,045   | 5,233  | 3,051  | 1,369  | 577   | 182   | 65    | 41    | 30    | 467           | 52,657                              |  |
| 60 - 64 . . . . .   | 15,036                        | 631  | 1,321  | 3,057   | 3,522  | 2,906  | 1,641  | 854   | 369   | 186   | 69    | 65    | 415           | 48,337                              |  |
| 65 - 69 . . . . .   | 8,722                         | 285  | 650    | 1,265   | 1,674  | 1,635  | 1,211  | 780   | 440   | 285   | 123   | 113   | 261           | 33,166                              |  |
| 70 - 74 . . . . .   | 5,851                         | 192  | 369    | 676     | 841    | 943    | 859    | 648   | 461   | 317   | 154   | 180   | 211           | 25,311                              |  |
| 75+ . . . . .   | 9,285                         | 403  | 606    | 964     | 1,059  | 1,185  | 1,153  | 988   | 860   | 594   | 449   | 668   | 356           | 44,401                              |  |

Table F2 - Ever-married resident female population 10 years of age and over by age, number of children ever born alive and educational attainment

| Country, Island,<br>Educational Attainment<br>and Age<br>(in years) | Total<br>female<br>population | Female population with indicated number of children born alive |        |        |        |       |       |     |     |     |     |     |               | No. of<br>children<br>born<br>alive |
|---|-------------------------------|--|--------|--------|--------|-------|-------|-----|-----|-----|-----|-----|---------------|-------------------------------------|
|   |                               | 0  | 1      | 2      | 3      | 4     | 5     | 6   | 7   | 8   | 9   | 10+ | Not<br>Stated |                                     |
| <b>ISLAND OF MAURITIUS</b>  |                               |  |        |        |        |       |       |     |     |     |     |     |               |                                     |
| <b>Secondary</b>  |                               |  |        |        |        |       |       |     |     |     |     |     |               |                                     |
| Total . . . . .   | 178,460                       | 17,743   | 41,111 | 73,331 | 29,059 | 7,419 | 2,203 | 773 | 382 | 166 | 100 | 79  | 6,094         | 326,052                             |
| 10 - 14 . . . . .   | 11                            | 4  | 3      | -      | -      | -     | -     | -   | -   | -   | -   | -   | 4             | 3                                   |
| 15 - 19 . . . . .   | 2,864                         | 1,059  | 1,296  | 190    | 11     | 3     | -     | -   | -   | -   | -   | -   | 305           | 1,721                               |
| 20 - 24 . . . . .   | 13,237                        | 4,022  | 5,930  | 2,024  | 277    | 34    | 5     | -   | 1   | -   | -   | -   | 944           | 10,977                              |
| 25 - 29 . . . . .   | 21,810                        | 4,205  | 8,818  | 6,231  | 1,167  | 181   | 31    | 11  | 6   | 3   | -   | -   | 1,157         | 25,792                              |
| 30 - 34 . . . . .   | 28,611                        | 2,739  | 8,388  | 12,787 | 3,172  | 488   | 94    | 27  | 16  | 4   | 6   | 1   | 889           | 46,270                              |
| 35 - 39 . . . . .   | 24,127                        | 1,407  | 4,598  | 12,222 | 4,252  | 775   | 173   | 34  | 19  | 8   | 8   | -   | 631           | 46,236                              |
| 40 - 44 . . . . .   | 23,398                        | 1,049  | 3,589  | 11,956 | 4,858  | 1,014 | 226   | 76  | 31  | 9   | 14  | 4   | 572           | 48,187                              |
| 45 - 49 . . . . .   | 24,512                        | 1,183  | 3,519  | 12,056 | 5,507  | 1,282 | 271   | 93  | 35  | 26  | 9   | 6   | 525           | 51,793                              |
| 50 - 54 . . . . .   | 16,423                        | 830  | 2,210  | 7,564  | 3,873  | 1,137 | 309   | 87  | 30  | 14  | 4   | 2   | 363           | 35,950                              |
| 55 - 59 . . . . .   | 10,285                        | 536  | 1,313  | 4,244  | 2,629  | 835   | 286   | 84  | 34  | 18  | 11  | 7   | 288           | 23,521                              |
| 60 - 64 . . . . .   | 6,197                         | 297  | 722    | 2,231  | 1,637  | 672   | 260   | 111 | 62  | 19  | 9   | 7   | 170           | 15,492                              |
| 65 - 69 . . . . .   | 3,345                         | 171  | 365    | 991    | 899    | 452   | 195   | 80  | 53  | 17  | 5   | 8   | 109           | 8,943                               |
| 70 - 74 . . . . .   | 1,856                         | 104  | 203    | 499    | 431    | 275   | 153   | 62  | 36  | 13  | 9   | 5   | 66            | 5,226                               |
| 75+ . . . . .   | 1,784                         | 137  | 157    | 336    | 346    | 271   | 200   | 108 | 59  | 35  | 25  | 39  | 71            | 5,941                               |
| <b>Tertiary</b>   |                               |  |        |        |        |       |       |     |     |     |     |     |               |                                     |
| Total . . . . .   | 11,870                        | 2,500  | 3,265  | 4,101  | 1,122  | 178   | 32    | 14  | 2   | 4   | 2   | -   | 650           | 15,853                              |
| 10 - 14 . . . . .   | -                             | -  | -      | -      | -      | -     | -     | -   | -   | -   | -   | -   | -             | -                                   |
| 15 - 19 . . . . .   | -                             | -  | -      | -      | -      | -     | -     | -   | -   | -   | -   | -   | -             | -                                   |
| 20 - 24 . . . . .   | 334                           | 219  | 78     | 5      | -      | -     | -     | -   | -   | -   | -   | -   | 32            | 88                                  |
| 25 - 29 . . . . .   | 2,311                         | 1,125  | 777    | 165    | 10     | 1     | -     | -   | -   | -   | -   | -   | 233           | 1,141                               |
| 30 - 34 . . . . .   | 2,987                         | 638  | 1,220  | 865    | 91     | 8     | 2     | -   | -   | -   | -   | -   | 163           | 3,265                               |
| 35 - 39 . . . . .   | 1,946                         | 194  | 490    | 943    | 208    | 23    | 2     | 2   | 1   | -   | -   | -   | 83            | 3,121                               |
| 40 - 44 . . . . .   | 1,206                         | 100  | 233    | 620    | 190    | 18    | 2     | 2   | 1   | 1   | -   | -   | 40            | 2,145                               |
| 45 - 49 . . . . .   | 886                           | 86   | 152    | 427    | 153    | 32    | -     | -   | -   | -   | -   | -   | 36            | 1,593                               |
| 50 - 54 . . . . .   | 971                           | 60   | 150    | 517    | 180    | 30    | 3     | 1   | -   | 2   | 1   | -   | 27            | 1,890                               |
| 55 - 59 . . . . .   | 646                           | 37   | 91     | 322    | 143    | 28    | 4     | 1   | 1   | -   | 1   | -   | 18            | 1,318                               |
| 60 - 64 . . . . .   | 331                           | 20   | 40     | 148    | 89     | 20    | 7     | -   | -   | -   | -   | -   | 7             | 718                                 |
| 65 - 69 . . . . .   | 145                           | 12   | 19     | 51     | 39     | 9     | 5     | 3   | -   | -   | -   | -   | 7             | 317                                 |
| 70 - 74 . . . . .   | 64                            | 7  | 10     | 25     | 9      | 5     | 4     | 2   | -   | -   | -   | -   | 2             | 139                                 |
| 75+ . . . . .   | 43                            | 2  | 5      | 13     | 10     | 4     | 3     | 3   | -   | 1   | -   | -   | 2             | 118                                 |
| <b>Not stated</b>   |                               |  |        |        |        |       |       |     |     |     |     |     |               |                                     |
| Total . . . . .   | 2,921                         | 190  | 335    | 327    | 213    | 118   | 88    | 47  | 42  | 32  | 16  | 15  | 1,498         | 3,683                               |
| 10 - 14 . . . . .   | -                             | -  | -      | -      | -      | -     | -     | -   | -   | -   | -   | -   | -             | -                                   |
| 15 - 19 . . . . .   | 8                             | 4  | 2      | 1      | -      | -     | -     | -   | -   | -   | -   | -   | 1             | 4                                   |
| 20 - 24 . . . . .   | 140                           | 25   | 35     | 10     | 1      | -     | -     | -   | -   | -   | -   | -   | 69            | 58                                  |
| 25 - 29 . . . . .   | 649                           | 71   | 142    | 80     | 21     | 1     | -     | -   | -   | -   | -   | -   | 334           | 369                                 |
| 30 - 34 . . . . .   | 430                           | 41   | 50     | 54     | 25     | 3     | 1     | -   | -   | 1   | -   | -   | 255           | 258                                 |
| 35 - 39 . . . . .   | 254                           | 10   | 23     | 24     | 12     | 4     | 1     | 1   | -   | -   | -   | -   | 179           | 134                                 |
| 40 - 44 . . . . .   | 162                           | 5  | 9      | 27     | 13     | 5     | 1     | 1   | -   | -   | -   | -   | 101           | 133                                 |
| 45 - 49 . . . . .   | 126                           | 5  | 9      | 41     | 18     | 7     | 1     | -   | 1   | 1   | 1   | -   | 42            | 202                                 |
| 50 - 54 . . . . .   | 104                           | 7  | 14     | 16     | 31     | 11    | 6     | 1   | 1   | -   | -   | -   | 17            | 226                                 |
| 55 - 59 . . . . .   | 85                            | 6  | 10     | 23     | 21     | 6     | 2     | 3   | -   | -   | -   | -   | 14            | 171                                 |
| 60 - 64 . . . . .   | 95                            | 3  | 9      | 12     | 15     | 13    | 18    | 9   | 3   | 3   | -   | -   | 10            | 319                                 |
| 65 - 69 . . . . .   | 163                           | 4  | 5      | 8      | 12     | 17    | 15    | 8   | 5   | 2   | 5   | 1   | 81            | 354                                 |
| 70 - 74 . . . . .   | 161                           | 1  | 3      | 11     | 6      | 15    | 9     | 5   | 9   | 8   | 1   | 3   | 90            | 345                                 |
| 75+ . . . . .   | 544                           | 8  | 24     | 20     | 38     | 36    | 34    | 19  | 23  | 17  | 9   | 11  | 305           | 1,110                               |

Table F2 - Ever-married resident female population 10 years of age and over by age, number of children ever born alive and educational attainment

| Country, Island,<br>Educational Attainment<br>and Age<br>(in years) | Total<br>female<br>population | Female population with indicated number of children born alive |       |       |       |       |     |     |     |     |     |     |               | No. of<br>children<br>born<br>alive |
|---|-------------------------------|--|-------|-------|-------|-------|-----|-----|-----|-----|-----|-----|---------------|-------------------------------------|
|   |                               | 0  | 1     | 2     | 3     | 4     | 5   | 6   | 7   | 8   | 9   | 10+ | Not<br>Stated |                                     |
| ISLAND OF RODRIGUES   |                               |  |       |       |       |       |     |     |     |     |     |     |               |                                     |
| All levels of education   |                               |  |       |       |       |       |     |     |     |     |     |     |               |                                     |
| Total . . . . .   | 11,746                        | 591  | 2,356 | 2,781 | 1,979 | 1,156 | 790 | 582 | 381 | 301 | 198 | 365 | 266           | 36,956                              |
| 10 - 14. . . . .  | 2                             | 1  | 1     | -     | -     | -     | -   | -   | -   | -   | -   | -   | -             | 1                                   |
| 15 - 19. . . . .  | 286                           | 69   | 179   | 18    | -     | -     | -   | -   | -   | -   | -   | -   | 20            | 215                                 |
| 20 - 24. . . . .  | 832                           | 107  | 492   | 163   | 34    | 3     | -   | -   | 1   | -   | -   | -   | 32            | 939                                 |
| 25 - 29. . . . .  | 1,379                         | 103  | 594   | 457   | 139   | 35    | 13  | 1   | 1   | -   | -   | -   | 36            | 2,143                               |
| 30 - 34. . . . .  | 1,588                         | 79   | 421   | 642   | 298   | 83    | 27  | 8   | 2   | -   | -   | -   | 28            | 3,128                               |
| 35 - 39. . . . .  | 1,309                         | 43   | 217   | 449   | 343   | 148   | 48  | 18  | 9   | 7   | 2   | -   | 25            | 3,221                               |
| 40 - 44. . . . .  | 1,224                         | 30   | 128   | 340   | 363   | 191   | 85  | 30  | 19  | 5   | 3   | 5   | 25            | 3,519                               |
| 45 - 49. . . . .  | 1,143                         | 24   | 97    | 291   | 293   | 170   | 127 | 79  | 30  | 11  | 4   | 3   | 14            | 3,712                               |
| 50 - 54. . . . .  | 1,016                         | 26   | 70    | 169   | 216   | 175   | 130 | 105 | 57  | 26  | 14  | 13  | 15            | 3,911                               |
| 55 - 59. . . . .  | 754                           | 18   | 34    | 88    | 121   | 124   | 112 | 96  | 43  | 51  | 26  | 30  | 11            | 3,469                               |
| 60 - 64. . . . .  | 558                           | 21   | 30    | 64    | 59    | 68    | 81  | 64  | 56  | 35  | 26  | 41  | 13            | 2,746                               |
| 65 - 69. . . . .  | 555                           | 19   | 29    | 44    | 54    | 55    | 63  | 58  | 50  | 49  | 45  | 73  | 16            | 3,153                               |
| 70 - 74. . . . .  | 447                           | 14   | 25    | 15    | 27    | 40    | 43  | 54  | 46  | 51  | 27  | 91  | 14            | 2,872                               |
| 75+. . . . .  | 653                           | 37   | 39    | 41    | 32    | 64    | 61  | 69  | 67  | 66  | 51  | 109 | 17            | 3,927                               |
| Pre-primary and none  |                               |  |       |       |       |       |     |     |     |     |     |     |               |                                     |
| Total . . . . .   | 1,180                         | 36   | 77    | 104   | 128   | 150   | 128 | 143 | 106 | 91  | 65  | 129 | 23            | 6,306                               |
| 10 - 14. . . . .  | -                             | -  | -     | -     | -     | -     | -   | -   | -   | -   | -   | -   | -             | -                                   |
| 15 - 19. . . . .  | 1                             | -  | 1     | -     | -     | -     | -   | -   | -   | -   | -   | -   | -             | 1                                   |
| 20 - 24. . . . .  | 8                             | -  | 5     | 1     | 2     | -     | -   | -   | -   | -   | -   | -   | -             | 13                                  |
| 25 - 29. . . . .  | 15                            | -  | 3     | 3     | 5     | 3     | -   | -   | 1   | -   | -   | -   | -             | 43                                  |
| 30 - 34. . . . .  | 36                            | -  | 8     | 13    | 6     | 2     | 1   | -   | -   | -   | -   | -   | 1             | 88                                  |
| 35 - 39. . . . .  | 29                            | 1  | 5     | 4     | 8     | 6     | 3   | -   | 1   | 1   | -   | -   | -             | 91                                  |
| 40 - 44. . . . .  | 61                            | -  | 4     | 8     | 20    | 13    | 7   | 1   | 4   | 1   | -   | 2   | 1             | 229                                 |
| 45 - 49. . . . .  | 100                           | 3  | 8     | 16    | 17    | 19    | 8   | 19  | 4   | 3   | 1   | 1   | 1             | 392                                 |
| 50 - 54. . . . .  | 78                            | -  | 3     | 4     | 10    | 14    | 14  | 18  | 7   | 3   | 2   | 2   | 1             | 387                                 |
| 55 - 59. . . . .  | 133                           | 3  | 7     | 3     | 13    | 18    | 21  | 16  | 12  | 13  | 10  | 11  | 6             | 726                                 |
| 60 - 64. . . . .  | 155                           | 4  | 7     | 11    | 7     | 18    | 27  | 23  | 20  | 13  | 8   | 16  | 1             | 883                                 |
| 65 - 69. . . . .  | 171                           | 5  | 6     | 14    | 21    | 19    | 13  | 16  | 16  | 15  | 17  | 25  | 4             | 1,013                               |
| 70 - 74. . . . .  | 137                           | 3  | 4     | 4     | 6     | 12    | 12  | 18  | 19  | 14  | 9   | 32  | 4             | 938                                 |
| 75+. . . . .  | 256                           | 17   | 16    | 23    | 13    | 23    | 21  | 31  | 22  | 28  | 18  | 40  | 4             | 1,502                               |
| Primary   |                               |  |       |       |       |       |     |     |     |     |     |     |               |                                     |
| Total . . . . .   | 6,752                         | 235  | 901   | 1,529 | 1,334 | 822   | 576 | 411 | 259 | 202 | 127 | 230 | 126           | 23,798                              |
| 10 - 14. . . . .  | -                             | -  | -     | -     | -     | -     | -   | -   | -   | -   | -   | -   | -             | -                                   |
| 15 - 19. . . . .  | 41                            | 7  | 28    | 4     | -     | -     | -   | -   | -   | -   | -   | -   | 2             | 36                                  |
| 20 - 24. . . . .  | 227                           | 15   | 124   | 62    | 19    | 1     | -   | -   | -   | -   | -   | -   | 6             | 309                                 |
| 25 - 29. . . . .  | 544                           | 35   | 190   | 192   | 78    | 20    | 11  | 1   | -   | -   | -   | -   | 17            | 949                                 |
| 30 - 34. . . . .  | 833                           | 38   | 166   | 344   | 189   | 61    | 18  | 6   | 2   | -   | -   | -   | 9             | 1,805                               |
| 35 - 39. . . . .  | 816                           | 24   | 118   | 253   | 233   | 110   | 38  | 14  | 6   | 5   | 2   | -   | 13            | 2,137                               |
| 40 - 44. . . . .  | 784                           | 22   | 64    | 203   | 239   | 134   | 59  | 25  | 13  | 3   | 3   | 2   | 17            | 2,332                               |
| 45 - 49. . . . .  | 813                           | 18   | 64    | 189   | 214   | 131   | 98  | 57  | 25  | 8   | 1   | 1   | 7             | 2,699                               |
| 50 - 54. . . . .  | 781                           | 15   | 47    | 125   | 164   | 140   | 105 | 81  | 47  | 23  | 11  | 11  | 12            | 3,093                               |
| 55 - 59. . . . .  | 521                           | 8  | 22    | 60    | 84    | 82    | 85  | 78  | 29  | 36  | 16  | 17  | 4             | 2,427                               |
| 60 - 64. . . . .  | 344                           | 10   | 20    | 40    | 44    | 44    | 46  | 36  | 34  | 21  | 16  | 24  | 9             | 1,666                               |
| 65 - 69. . . . .  | 366                           | 13   | 20    | 29    | 32    | 35    | 47  | 41  | 32  | 34  | 27  | 47  | 9             | 2,073                               |
| 70 - 74. . . . .  | 295                           | 11   | 18    | 10    | 20    | 26    | 30  | 34  | 27  | 34  | 18  | 59  | 8             | 1,877                               |
| 75+. . . . .  | 387                           | 19   | 20    | 18    | 18    | 38    | 39  | 38  | 44  | 38  | 33  | 69  | 13            | 2,395                               |



Table F2 - Ever-married resident female population 10 years of age and over by age, number of children ever born alive and educational attainment

| Country, Island,<br>Educational Attainment<br>and Age<br>(in years) | Total<br>female<br>population | Female population with indicated number of children born alive |       |       |     |     |    |    |    |   |   |     |               | No. of<br>children<br>born<br>alive |
|---|-------------------------------|--|-------|-------|-----|-----|----|----|----|---|---|-----|---------------|-------------------------------------|
|   |                               | 0  | 1     | 2     | 3   | 4   | 5  | 6  | 7  | 8 | 9 | 10+ | Not<br>Stated |                                     |
| <b>ISLAND OF RODRIGUES</b>  |                               |  |       |       |     |     |    |    |    |   |   |     |               |                                     |
| <b>Secondary</b>  |                               |  |       |       |     |     |    |    |    |   |   |     |               |                                     |
| Total . . . . .   | 3,676                         | 300  | 1,334 | 1,106 | 503 | 179 | 83 | 27 | 14 | 6 | 5 | 5   | 114           | 6,592                               |
| 10 - 14 . . . . .   | 2                             | 1  | 1     | -     | -   | -   | -  | -  | -  | - | - | -   | -             | 1                                   |
| 15 - 19 . . . . .   | 242                           | 62   | 148   | 14    | -   | -   | -  | -  | -  | - | - | -   | 18            | 176                                 |
| 20 - 24 . . . . .   | 582                           | 86   | 356   | 98    | 13  | 2   | -  | -  | 1  | - | - | -   | 26            | 606                                 |
| 25 - 29 . . . . .   | 798                           | 64   | 387   | 260   | 55  | 12  | 2  | -  | -  | - | - | -   | 18            | 1,130                               |
| 30 - 34 . . . . .   | 674                           | 35   | 232   | 265   | 100 | 17  | 7  | 1  | -  | - | - | -   | 17            | 1,171                               |
| 35 - 39 . . . . .   | 449                           | 16   | 91    | 184   | 101 | 31  | 7  | 4  | 2  | 1 | - | -   | 12            | 967                                 |
| 40 - 44 . . . . .   | 375                           | 8  | 59    | 126   | 104 | 44  | 19 | 4  | 2  | 1 | - | 1   | 7             | 951                                 |
| 45 - 49 . . . . .   | 223                           | 3  | 24    | 84    | 58  | 20  | 21 | 3  | 1  | - | 2 | 1   | 6             | 604                                 |
| 50 - 54 . . . . .   | 152                           | 10   | 20    | 39    | 41  | 20  | 11 | 5  | 3  | - | 1 | -   | 2             | 416                                 |
| 55 - 59 . . . . .   | 91                            | 7  | 5     | 23    | 21  | 22  | 6  | 2  | 1  | 2 | - | 1   | 1             | 278                                 |
| 60 - 64 . . . . .   | 53                            | 7  | 3     | 11    | 7   | 6   | 6  | 5  | 2  | 1 | 1 | 1   | 3             | 171                                 |
| 65 - 69 . . . . .   | 17                            | 1  | 3     | 1     | 1   | 1   | 3  | 1  | 2  | - | 1 | 1   | 2             | 67                                  |
| 70 - 74 . . . . .   | 11                            | 2  | 1     | 1     | 1   | 2   | -  | 2  | -  | 1 | - | -   | 2             | 35                                  |
| 75+ . . . . .   | 7                             | -  | 3     | -     | 1   | 2   | 1  | -  | -  | - | - | -   | -             | 19                                  |
| <b>Tertiary</b>   |                               |  |       |       |     |     |    |    |    |   |   |     |               |                                     |
| Total . . . . .   | 108                           | 19   | 38    | 35    | 11  | 2   | 1  | -  | 1  | - | - | -   | 1             | 161                                 |
| 10 - 14 . . . . .   | -                             | -  | -     | -     | -   | -   | -  | -  | -  | - | - | -   | -             | -                                   |
| 15 - 19 . . . . .   | -                             | -  | -     | -     | -   | -   | -  | -  | -  | - | - | -   | -             | -                                   |
| 20 - 24 . . . . .   | 11                            | 6  | 5     | -     | -   | -   | -  | -  | -  | - | - | -   | -             | 5                                   |
| 25 - 29 . . . . .   | 19                            | 4  | 13    | 1     | 1   | -   | -  | -  | -  | - | - | -   | -             | 18                                  |
| 30 - 34 . . . . .   | 43                            | 6  | 14    | 20    | 2   | -   | -  | -  | -  | - | - | -   | 1             | 60                                  |
| 35 - 39 . . . . .   | 14                            | 2  | 3     | 7     | 1   | 1   | -  | -  | -  | - | - | -   | -             | 24                                  |
| 40 - 44 . . . . .   | 4                             | -  | 1     | 3     | -   | -   | -  | -  | -  | - | - | -   | -             | 7                                   |
| 45 - 49 . . . . .   | 6                             | -  | 1     | 2     | 3   | -   | -  | -  | -  | - | - | -   | -             | 14                                  |
| 50 - 54 . . . . .   | 3                             | 1  | -     | 1     | 1   | -   | -  | -  | -  | - | - | -   | -             | 5                                   |
| 55 - 59 . . . . .   | 3                             | -  | -     | -     | 2   | 1   | -  | -  | -  | - | - | -   | -             | 10                                  |
| 60 - 64 . . . . .   | 2                             | -  | -     | 1     | 1   | -   | -  | -  | -  | - | - | -   | -             | 5                                   |
| 65 - 69 . . . . .   | -                             | -  | -     | -     | -   | -   | -  | -  | -  | - | - | -   | -             | -                                   |
| 70 - 74 . . . . .   | 2                             | -  | 1     | -     | -   | -   | 1  | -  | -  | - | - | -   | -             | 6                                   |
| 75+ . . . . .   | 1                             | -  | -     | -     | -   | -   | -  | -  | 1  | - | - | -   | -             | 7                                   |
| <b>Not stated</b>   |                               |  |       |       |     |     |    |    |    |   |   |     |               |                                     |
| Total . . . . .   | 30                            | 1  | 6     | 7     | 3   | 3   | 2  | 1  | 1  | 2 | 1 | 1   | 2             | 99                                  |
| 10 - 14 . . . . .   | -                             | -  | -     | -     | -   | -   | -  | -  | -  | - | - | -   | -             | -                                   |
| 15 - 19 . . . . .   | 2                             | -  | 2     | -     | -   | -   | -  | -  | -  | - | - | -   | -             | 2                                   |
| 20 - 24 . . . . .   | 4                             | -  | 2     | 2     | -   | -   | -  | -  | -  | - | - | -   | -             | 6                                   |
| 25 - 29 . . . . .   | 3                             | -  | 1     | 1     | -   | -   | -  | -  | -  | - | - | -   | 1             | 3                                   |
| 30 - 34 . . . . .   | 2                             | -  | 1     | -     | 1   | -   | -  | -  | -  | - | - | -   | -             | 4                                   |
| 35 - 39 . . . . .   | 1                             | -  | -     | 1     | -   | -   | -  | -  | -  | - | - | -   | -             | 2                                   |
| 40 - 44 . . . . .   | -                             | -  | -     | -     | -   | -   | -  | -  | -  | - | - | -   | -             | -                                   |
| 45 - 49 . . . . .   | 1                             | -  | -     | -     | 1   | -   | -  | -  | -  | - | - | -   | -             | 3                                   |
| 50 - 54 . . . . .   | 2                             | -  | -     | -     | -   | 1   | -  | 1  | -  | - | - | -   | -             | 10                                  |
| 55 - 59 . . . . .   | 6                             | -  | -     | 2     | 1   | 1   | -  | -  | 1  | - | - | 1   | -             | 28                                  |
| 60 - 64 . . . . .   | 4                             | -  | -     | 1     | -   | -   | 2  | -  | -  | - | 1 | -   | -             | 21                                  |
| 65 - 69 . . . . .   | 1                             | -  | -     | -     | -   | -   | -  | -  | -  | - | - | -   | 1             | -                                   |
| 70 - 74 . . . . .   | 2                             | -  | -     | -     | -   | -   | -  | -  | -  | 2 | - | -   | -             | 16                                  |
| 75+ . . . . .   | 2                             | 1  | -     | -     | -   | 1   | -  | -  | -  | - | - | -   | -             | 4                                   |

Table F3 - Ever-married resident female population 10 years of age and over by age, number of children ever born alive and type of economic activity

| Country, Island,<br>Type of Activity<br>and Age<br>(in years) | Total<br>female<br>population | Female population with indicated number of children born alive |        |         |        |        |        |       |       |       |       |       |               | No. of<br>children<br>born<br>alive |
|---|-------------------------------|--|--------|---------|--------|--------|--------|-------|-------|-------|-------|-------|---------------|-------------------------------------|
|   |                               | 0  | 1      | 2       | 3      | 4      | 5      | 6     | 7     | 8     | 9     | 10+   | Not<br>Stated |                                     |
| REPUBLIC OF MAURITIUS   |                               |  |        |         |        |        |        |       |       |       |       |       |               |                                     |
| All activity types  |                               |  |        |         |        |        |        |       |       |       |       |       |               |                                     |
| Total . . . . .   | 385,611                       | 29,716   | 68,210 | 130,176 | 70,342 | 31,162 | 16,132 | 9,611 | 6,168 | 4,001 | 2,427 | 3,132 | 14,534        | 934,198                             |
| 10 - 14 . . . . .   | 18                            | 8  | 5      | 1       | -      | -      | -      | -     | -     | -     | -     | -     | 4             | 7                                   |
| 15 - 19 . . . . .   | 3,660                         | 1,262  | 1,733  | 276     | 17     | 5      | -      | -     | -     | -     | -     | -     | 367           | 2,356                               |
| 20 - 24 . . . . .   | 17,440                        | 4,848  | 7,737  | 2,967   | 518    | 81     | 11     | -     | 3     | -     | -     | -     | 1,275         | 15,625                              |
| 25 - 29 . . . . .   | 32,504                        | 6,052  | 12,212 | 9,294   | 2,176  | 456    | 94     | 23    | 12    | 4     | -     | -     | 2,181         | 39,876                              |
| 30 - 34 . . . . .   | 45,483                        | 4,241  | 12,364 | 19,529  | 5,882  | 1,165  | 277    | 88    | 37    | 11    | 6     | 1     | 1,882         | 76,052                              |
| 35 - 39 . . . . .   | 40,549                        | 2,284  | 7,090  | 19,321  | 7,781  | 1,872  | 517    | 151   | 58    | 32    | 17    | 4     | 1,422         | 80,909                              |
| 40 - 44 . . . . .   | 41,673                        | 1,883  | 5,907  | 19,419  | 9,435  | 2,535  | 736    | 287   | 128   | 49    | 36    | 17    | 1,241         | 90,401                              |
| 45 - 49 . . . . .   | 46,537                        | 2,223  | 6,308  | 20,475  | 11,108 | 3,454  | 1,102  | 437   | 173   | 87    | 41    | 23    | 1,106         | 105,054                             |
| 50 - 54 . . . . .   | 40,336                        | 2,028  | 4,823  | 15,377  | 10,392 | 4,285  | 1,431  | 583   | 230   | 121   | 46    | 37    | 983           | 97,939                              |
| 55 - 59 . . . . .   | 34,317                        | 1,660  | 3,709  | 10,463  | 8,996  | 4,771  | 2,174  | 943   | 347   | 175   | 93    | 76    | 910           | 92,727                              |
| 60 - 64 . . . . .   | 27,798                        | 1,192  | 2,642  | 6,340   | 6,385  | 4,762  | 2,770  | 1,507 | 741   | 366   | 151   | 157   | 785           | 87,573                              |
| 65 - 69 . . . . .   | 18,473                        | 660  | 1,413  | 2,913   | 3,369  | 3,061  | 2,406  | 1,671 | 1,047 | 654   | 324   | 323   | 632           | 70,661                              |
| 70 - 74 . . . . .   | 13,778                        | 454  | 862    | 1,621   | 1,844  | 1,962  | 1,857  | 1,494 | 1,161 | 868   | 460   | 614   | 581           | 61,725                              |
| 75+ . . . . .   | 23,045                        | 921  | 1,405  | 2,180   | 2,439  | 2,753  | 2,757  | 2,427 | 2,231 | 1,634 | 1,253 | 1,880 | 1,165         | 113,293                             |
| Employed  |                               |  |        |         |        |        |        |       |       |       |       |       |               |                                     |
| Total . . . . .   | 145,977                       | 14,695   | 32,163 | 55,799  | 23,645 | 7,487  | 2,832  | 1,273 | 595   | 300   | 156   | 176   | 6,856         | 276,379                             |
| 10 - 14 . . . . .   | -                             | -  | -      | -       | -      | -      | -      | -     | -     | -     | -     | -     | -             | -                                   |
| 15 - 19 . . . . .   | 544                           | 202  | 248    | 24      | 4      | 2      | -      | -     | -     | -     | -     | -     | 64            | 316                                 |
| 20 - 24 . . . . .   | 6,482                         | 2,305  | 2,647  | 755     | 109    | 21     | 2      | -     | 1     | -     | -     | -     | 642           | 4,585                               |
| 25 - 29 . . . . .   | 16,825                        | 4,287  | 6,581  | 3,580   | 692    | 136    | 22     | 5     | 4     | 2     | -     | -     | 1,516         | 16,545                              |
| 30 - 34 . . . . .   | 23,963                        | 2,828  | 7,623  | 9,358   | 2,269  | 424    | 98     | 30    | 20    | 4     | 2     | -     | 1,307         | 35,702                              |
| 35 - 39 . . . . .   | 21,708                        | 1,388  | 4,318  | 10,401  | 3,556  | 730    | 207    | 67    | 19    | 15    | 3     | 1     | 1,003         | 40,435                              |
| 40 - 44 . . . . .   | 21,829                        | 981  | 3,340  | 10,433  | 4,569  | 1,152  | 309    | 127   | 58    | 20    | 18    | 7     | 815           | 45,639                              |
| 45 - 49 . . . . .   | 21,466                        | 1,072  | 3,225  | 9,605   | 4,800  | 1,430  | 449    | 171   | 67    | 30    | 17    | 11    | 589           | 46,803                              |
| 50 - 54 . . . . .   | 16,214                        | 830  | 2,206  | 6,533   | 3,849  | 1,462  | 543    | 210   | 78    | 42    | 15    | 10    | 436           | 37,770                              |
| 55 - 59 . . . . .   | 11,109                        | 570  | 1,379  | 3,808   | 2,668  | 1,256  | 615    | 271   | 108   | 53    | 36    | 24    | 321           | 28,491                              |
| 60 - 64 . . . . .   | 3,866                         | 155  | 444    | 992     | 830    | 566    | 352    | 211   | 116   | 52    | 21    | 25    | 102           | 11,889                              |
| 65 - 69 . . . . .   | 1,158                         | 45   | 105    | 198     | 195    | 184    | 139    | 108   | 66    | 35    | 20    | 33    | 30            | 4,466                               |
| 70 - 74 . . . . .   | 522                           | 19   | 27     | 65      | 73     | 86     | 69     | 51    | 35    | 29    | 12    | 37    | 19            | 2,385                               |
| 75+ . . . . .   | 291                           | 13   | 20     | 47      | 31     | 38     | 27     | 22    | 23    | 18    | 12    | 28    | 12            | 1,353                               |
| Unemployed  |                               |  |        |         |        |        |        |       |       |       |       |       |               |                                     |
| Total . . . . .   | 14,352                        | 1,826  | 3,601  | 5,228   | 2,100  | 665    | 217    | 79    | 41    | 24    | 13    | 10    | 548           | 25,273                              |
| 10 - 14 . . . . .   | -                             | -  | -      | -       | -      | -      | -      | -     | -     | -     | -     | -     | -             | -                                   |
| 15 - 19 . . . . .   | 477                           | 183  | 204    | 27      | 2      | -      | -      | -     | -     | -     | -     | -     | 61            | 264                                 |
| 20 - 24 . . . . .   | 1,889                         | 609  | 819    | 280     | 46     | 11     | 1      | -     | -     | -     | -     | -     | 123           | 1,566                               |
| 25 - 29 . . . . .   | 2,408                         | 413  | 875    | 777     | 166    | 39     | 6      | -     | 1     | 1     | -     | -     | 130           | 3,128                               |
| 30 - 34 . . . . .   | 2,889                         | 252  | 711    | 1,334   | 395    | 84     | 16     | 4     | 1     | 1     | 1     | 1     | 89            | 5,038                               |
| 35 - 39 . . . . .   | 2,149                         | 111  | 358    | 1,008   | 431    | 131    | 33     | 7     | 7     | 3     | 2     | 3     | 55            | 4,519                               |
| 40 - 44 . . . . .   | 1,861                         | 93   | 263    | 822     | 427    | 139    | 53     | 16    | 8     | 7     | 3     | 1     | 29            | 4,254                               |
| 45 - 49 . . . . .   | 1,440                         | 74   | 224    | 581     | 336    | 111    | 50     | 22    | 10    | 4     | 2     | -     | 26            | 3,340                               |
| 50 - 54 . . . . .   | 772                           | 54   | 90     | 278     | 188    | 87     | 29     | 15    | 6     | 3     | -     | 1     | 21            | 1,869                               |
| 55 - 59 . . . . .   | 351                           | 26   | 47     | 92      | 91     | 43     | 21     | 9     | 3     | 1     | 2     | 3     | 13            | 913                                 |
| 60 - 64 . . . . .   | 79                            | 11   | 7      | 19      | 12     | 14     | 7      | 4     | 2     | -     | 2     | 1     | -             | 238                                 |
| 65 - 69 . . . . .   | 21                            | -  | 3      | 6       | 3      | 3      | 1      | 1     | 1     | 3     | -     | -     | -             | 78                                  |
| 70 - 74 . . . . .   | 8                             | -  | -      | 1       | 3      | 2      | -      | 1     | 1     | -     | -     | -     | 1             | 26                                  |
| 75+ . . . . .   | 8                             | -  | -      | 3       | -      | 1      | -      | 1     | 1     | 1     | 1     | -     | -             | 40                                  |

Table F3 - Ever-married resident female population 10 years of age and over by age, number of children ever born alive and type of economic activity

| Country, Island,<br>Type of Activity<br>and Age<br>(in years) | Total<br>female<br>population | Female population with indicated number of children born alive |        |        |        |        |       |       |       |       |       |       |               | No. of<br>children<br>born<br>alive |
|---|-------------------------------|--|--------|--------|--------|--------|-------|-------|-------|-------|-------|-------|---------------|-------------------------------------|
|   |                               | 0  | 1      | 2      | 3      | 4      | 5     | 6     | 7     | 8     | 9     | 10+   | Not<br>Stated |                                     |
| <b>REPUBLIC OF MAURITIUS</b>                                  |                               |  |        |        |        |        |       |       |       |       |       |       |               |                                     |
| <b>Housekeeper</b>  |                               |  |        |        |        |        |       |       |       |       |       |       |               |                                     |
| Total . . . . .   | 181,493                       | 10,436   | 27,177 | 59,919 | 37,207 | 17,851 | 9,335 | 5,612 | 3,623 | 2,279 | 1,367 | 1,763 | 4,924         | 485,699                             |
| 10 - 14 . . . . .   | 12                            | 6  | 3      | 1      | -      | -      | -     | -     | -     | -     | -     | -     | 2             | 5                                   |
| 15 - 19 . . . . .   | 2,260                         | 759  | 1,130  | 202    | 9      | 3      | -     | -     | -     | -     | -     | -     | 157           | 1,573                               |
| 20 - 24 . . . . .   | 8,137                         | 1,632  | 3,886  | 1,820  | 335    | 47     | 8     | -     | 1     | -     | -     | -     | 408           | 8,766                               |
| 25 - 29 . . . . .   | 12,158                        | 1,173  | 4,357  | 4,616  | 1,232  | 260    | 59    | 16    | 7     | 1     | -     | -     | 437           | 18,773                              |
| 30 - 34 . . . . .   | 17,248                        | 1,019  | 3,701  | 8,252  | 3,052  | 599    | 151   | 50    | 13    | 5     | 3     | -     | 403           | 32,970                              |
| 35 - 39 . . . . .   | 15,440                        | 686  | 2,178  | 7,388  | 3,554  | 935    | 259   | 71    | 29    | 13    | 12    | -     | 315           | 33,492                              |
| 40 - 44 . . . . .   | 16,598                        | 714  | 2,086  | 7,632  | 4,108  | 1,144  | 332   | 131   | 57    | 20    | 14    | 8     | 352           | 37,471                              |
| 45 - 49 . . . . .   | 21,665                        | 932  | 2,528  | 9,555  | 5,546  | 1,759  | 539   | 220   | 81    | 47    | 21    | 10    | 427           | 50,571                              |
| 50 - 54 . . . . .   | 20,757                        | 971  | 2,187  | 7,702  | 5,708  | 2,434  | 755   | 315   | 127   | 66    | 26    | 21    | 445           | 51,994                              |
| 55 - 59 . . . . .   | 19,060                        | 831  | 1,828  | 5,520  | 5,302  | 2,954  | 1,250 | 554   | 197   | 98    | 38    | 40    | 448           | 53,105                              |
| 60 - 64 . . . . .   | 15,846                        | 625  | 1,278  | 3,428  | 3,776  | 2,955  | 1,703 | 862   | 418   | 211   | 89    | 86    | 415           | 51,309                              |
| 65 - 69 . . . . .   | 11,123                        | 371  | 742    | 1,680  | 2,088  | 1,965  | 1,520 | 1,037 | 654   | 384   | 201   | 167   | 314           | 43,311                              |
| 70 - 74 . . . . .   | 8,100                         | 241  | 478    | 912    | 1,093  | 1,190  | 1,155 | 915   | 728   | 494   | 266   | 353   | 275           | 36,953                              |
| 75+ . . . . .   | 13,089                        | 476  | 795    | 1,211  | 1,404  | 1,606  | 1,604 | 1,441 | 1,311 | 940   | 697   | 1,078 | 526           | 65,406                              |
| <b>Other</b>  |                               |  |        |        |        |        |       |       |       |       |       |       |               |                                     |
| Total . . . . .   | 38,733                        | 2,357  | 4,247  | 7,579  | 6,661  | 4,866  | 3,617 | 2,584 | 1,867 | 1,378 | 881   | 1,171 | 1,525         | 137,449                             |
| 10 - 14 . . . . .   | 5                             | 1  | 2      | -      | -      | -      | -     | -     | -     | -     | -     | -     | 2             | 2                                   |
| 15 - 19 . . . . .   | 223                           | 69   | 84     | 6      | 2      | -      | -     | -     | -     | -     | -     | -     | 62            | 102                                 |
| 20 - 24 . . . . .   | 489                           | 193  | 188    | 34     | 13     | 2      | -     | -     | -     | -     | -     | -     | 59            | 303                                 |
| 25 - 29 . . . . .   | 454                           | 107  | 172    | 106    | 35     | 8      | 2     | -     | -     | -     | -     | -     | 24            | 531                                 |
| 30 - 34 . . . . .   | 635                           | 88   | 162    | 245    | 70     | 31     | 6     | 3     | 1     | -     | -     | -     | 29            | 1,041                               |
| 35 - 39 . . . . .   | 626                           | 67   | 143    | 239    | 119    | 30     | 10    | 2     | 1     | -     | -     | -     | 15            | 1,167                               |
| 40 - 44 . . . . .   | 850                           | 73   | 135    | 304    | 200    | 69     | 27    | 6     | 3     | 1     | -     | 1     | 31            | 1,833                               |
| 45 - 49 . . . . .   | 1,461                         | 128  | 256    | 516    | 321    | 112    | 51    | 16    | 12    | 5     | 1     | 2     | 41            | 3,204                               |
| 50 - 54 . . . . .   | 2,229                         | 159  | 295    | 741    | 558    | 257    | 89    | 34    | 13    | 9     | 5     | 3     | 66            | 5,367                               |
| 55 - 59 . . . . .   | 3,552                         | 224  | 425    | 969    | 884    | 488    | 270   | 98    | 38    | 21    | 16    | 8     | 111           | 9,566                               |
| 60 - 64 . . . . .   | 7,875                         | 392  | 893    | 1,868  | 1,737  | 1,215  | 696   | 428   | 200   | 102   | 38    | 44    | 262           | 23,776                              |
| 65 - 69 . . . . .   | 6,014                         | 240  | 557    | 1,011  | 1,072  | 890    | 732   | 520   | 323   | 230   | 102   | 122   | 215           | 22,499                              |
| 70 - 74 . . . . .   | 5,000                         | 190  | 352    | 634    | 668    | 674    | 618   | 524   | 390   | 342   | 181   | 223   | 204           | 22,086                              |
| 75+ . . . . .   | 9,320                         | 426  | 583    | 906    | 982    | 1,090  | 1,116 | 953   | 886   | 668   | 538   | 768   | 404           | 45,972                              |
| <b>Not stated</b>   |                               |  |        |        |        |        |       |       |       |       |       |       |               |                                     |
| Total . . . . .   | 5,056                         | 402  | 1,022  | 1,651  | 729    | 293    | 131   | 63    | 42    | 20    | 10    | 12    | 681           | 9,398                               |
| 10 - 14 . . . . .   | 1                             | 1  | -      | -      | -      | -      | -     | -     | -     | -     | -     | -     | -             | -                                   |
| 15 - 19 . . . . .   | 156                           | 49   | 67     | 17     | -      | -      | -     | -     | -     | -     | -     | -     | 23            | 101                                 |
| 20 - 24 . . . . .   | 443                           | 109  | 197    | 78     | 15     | -      | -     | -     | 1     | -     | -     | -     | 43            | 405                                 |
| 25 - 29 . . . . .   | 659                           | 72   | 227    | 215    | 51     | 13     | 5     | 2     | -     | -     | -     | -     | 74            | 899                                 |
| 30 - 34 . . . . .   | 748                           | 54   | 167    | 340    | 96     | 27     | 6     | 1     | 2     | 1     | -     | -     | 54            | 1,301                               |
| 35 - 39 . . . . .   | 626                           | 32   | 93     | 285    | 121    | 46     | 8     | 4     | 2     | 1     | -     | -     | 34            | 1,296                               |
| 40 - 44 . . . . .   | 535                           | 22   | 83     | 228    | 131    | 31     | 15    | 7     | 2     | 1     | 1     | -     | 14            | 1,204                               |
| 45 - 49 . . . . .   | 505                           | 17   | 75     | 218    | 105    | 42     | 13    | 8     | 3     | 1     | -     | -     | 23            | 1,136                               |
| 50 - 54 . . . . .   | 364                           | 14   | 45     | 123    | 89     | 45     | 15    | 9     | 6     | 1     | -     | 2     | 15            | 939                                 |
| 55 - 59 . . . . .   | 245                           | 9  | 30     | 74     | 51     | 30     | 18    | 11    | 1     | 2     | 1     | 1     | 17            | 652                                 |
| 60 - 64 . . . . .   | 132                           | 9  | 20     | 33     | 30     | 12     | 12    | 2     | 5     | 1     | 1     | 1     | 6             | 361                                 |
| 65 - 69 . . . . .   | 157                           | 4  | 6      | 18     | 11     | 19     | 14    | 5     | 3     | 2     | 1     | 1     | 73            | 307                                 |
| 70 - 74 . . . . .   | 148                           | 4  | 5      | 9      | 7      | 10     | 15    | 4     | 7     | 3     | 1     | 1     | 82            | 275                                 |
| 75+ . . . . .   | 337                           | 6  | 7      | 13     | 22     | 18     | 10    | 10    | 10    | 7     | 5     | 6     | 223           | 522                                 |

Table F3 - Ever-married resident female population 10 years of age and over by age, number of children ever born alive and type of economic activity

| Country, Island,<br>Type of Activity<br>and Age<br>(in years) | Total<br>female<br>population | Female population with indicated number of children born alive |        |         |        |        |        |       |       |       |       |       |               | No. of<br>children<br>born<br>alive |
|---|-------------------------------|--|--------|---------|--------|--------|--------|-------|-------|-------|-------|-------|---------------|-------------------------------------|
|   |                               | 0  | 1      | 2       | 3      | 4      | 5      | 6     | 7     | 8     | 9     | 10+   | Not<br>Stated |                                     |
| ISLAND OF MAURITIUS   |                               |  |        |         |        |        |        |       |       |       |       |       |               |                                     |
| All activity types  |                               |  |        |         |        |        |        |       |       |       |       |       |               |                                     |
| Total . . . . .   | 373,865                       | 29,125   | 65,854 | 127,395 | 68,363 | 30,006 | 15,342 | 9,029 | 5,787 | 3,700 | 2,229 | 2,767 | 14,268        | 897,242                             |
| 10 - 14 . . . . .   | 16                            | 7  | 4      | 1       | -      | -      | -      | -     | -     | -     | -     | -     | 4             | 6                                   |
| 15 - 19 . . . . .   | 3,374                         | 1,193  | 1,554  | 258     | 17     | 5      | -      | -     | -     | -     | -     | -     | 347           | 2,141                               |
| 20 - 24 . . . . .   | 16,608                        | 4,741  | 7,245  | 2,804   | 484    | 78     | 11     | -     | 2     | -     | -     | -     | 1,243         | 14,686                              |
| 25 - 29 . . . . .   | 31,125                        | 5,949  | 11,618 | 8,837   | 2,037  | 421    | 81     | 22    | 11    | 4     | -     | -     | 2,145         | 37,733                              |
| 30 - 34 . . . . .   | 43,895                        | 4,162  | 11,943 | 18,887  | 5,584  | 1,082  | 250    | 80    | 35    | 11    | 6     | 1     | 1,854         | 72,924                              |
| 35 - 39 . . . . .   | 39,240                        | 2,241  | 6,873  | 18,872  | 7,438  | 1,724  | 469    | 133   | 49    | 25    | 15    | 4     | 1,397         | 77,688                              |
| 40 - 44 . . . . .   | 40,449                        | 1,853  | 5,779  | 19,079  | 9,072  | 2,344  | 651    | 257   | 109   | 44    | 33    | 12    | 1,216         | 86,882                              |
| 45 - 49 . . . . .   | 45,394                        | 2,199  | 6,211  | 20,184  | 10,815 | 3,284  | 975    | 358   | 143   | 76    | 37    | 20    | 1,092         | 101,342                             |
| 50 - 54 . . . . .   | 39,320                        | 2,002  | 4,753  | 15,208  | 10,176 | 4,110  | 1,301  | 478   | 173   | 95    | 32    | 24    | 968           | 94,028                              |
| 55 - 59 . . . . .   | 33,563                        | 1,642  | 3,675  | 10,375  | 8,875  | 4,647  | 2,062  | 847   | 304   | 124   | 67    | 46    | 899           | 89,258                              |
| 60 - 64 . . . . .   | 27,240                        | 1,171  | 2,612  | 6,276   | 6,326  | 4,694  | 2,689  | 1,443 | 685   | 331   | 125   | 116   | 772           | 84,827                              |
| 65 - 69 . . . . .   | 17,918                        | 641  | 1,384  | 2,869   | 3,315  | 3,006  | 2,343  | 1,613 | 997   | 605   | 279   | 250   | 616           | 67,508                              |
| 70 - 74 . . . . .   | 13,331                        | 440  | 837    | 1,606   | 1,817  | 1,922  | 1,814  | 1,440 | 1,115 | 817   | 433   | 523   | 567           | 58,853                              |
| 75+ . . . . .   | 22,392                        | 884  | 1,366  | 2,139   | 2,407  | 2,689  | 2,696  | 2,358 | 2,164 | 1,568 | 1,202 | 1,771 | 1,148         | 109,366                             |
| Employed  |                               |  |        |         |        |        |        |       |       |       |       |       |               |                                     |
| Total . . . . .   | 140,782                       | 14,440   | 31,078 | 54,401  | 22,650 | 6,992  | 2,512  | 1,059 | 482   | 223   | 106   | 97    | 6,742         | 261,891                             |
| 10 - 14 . . . . .   | -                             | -  | -      | -       | -      | -      | -      | -     | -     | -     | -     | -     | -             | -                                   |
| 15 - 19 . . . . .   | 504                           | 192  | 223    | 21      | 4      | 2      | -      | -     | -     | -     | -     | -     | 62            | 285                                 |
| 20 - 24 . . . . .   | 6,196                         | 2,261  | 2,493  | 698     | 99     | 20     | -      | -     | 1     | -     | -     | -     | 622           | 4,283                               |
| 25 - 29 . . . . .   | 16,153                        | 4,220  | 6,273  | 3,371   | 635    | 126    | 15     | 4     | 4     | 2     | -     | -     | 1,503         | 15,567                              |
| 30 - 34 . . . . .   | 23,112                        | 2,784  | 7,370  | 9,014   | 2,125  | 386    | 87     | 28    | 20    | 4     | 2     | -     | 1,292         | 34,110                              |
| 35 - 39 . . . . .   | 20,969                        | 1,362  | 4,184  | 10,129  | 3,367  | 661    | 190    | 59    | 17    | 12    | 2     | 1     | 985           | 38,734                              |
| 40 - 44 . . . . .   | 21,110                        | 964  | 3,259  | 10,226  | 4,348  | 1,056  | 262    | 110   | 50    | 17    | 15    | 4     | 799           | 43,620                              |
| 45 - 49 . . . . .   | 20,835                        | 1,063  | 3,167  | 9,445   | 4,631  | 1,340  | 375    | 134   | 53    | 24    | 14    | 9     | 580           | 44,773                              |
| 50 - 54 . . . . .   | 15,710                        | 818  | 2,168  | 6,452   | 3,730  | 1,367  | 480    | 160   | 58    | 33    | 12    | 4     | 428           | 35,916                              |
| 55 - 59 . . . . .   | 10,785                        | 564  | 1,368  | 3,779   | 2,616  | 1,202  | 564    | 223   | 89    | 28    | 24    | 11    | 317           | 26,929                              |
| 60 - 64 . . . . .   | 3,684                         | 144  | 435    | 976     | 809    | 546    | 326    | 191   | 95    | 38    | 13    | 12    | 99            | 10,985                              |
| 65 - 69 . . . . .   | 1,024                         | 39   | 97     | 186     | 188    | 171    | 129    | 85    | 52    | 26    | 9     | 15    | 27            | 3,683                               |
| 70 - 74 . . . . .   | 454                           | 17   | 26     | 60      | 71     | 81     | 62     | 46    | 24    | 22    | 8     | 21    | 16            | 1,924                               |
| 75+ . . . . .   | 246                           | 12   | 15     | 44      | 27     | 34     | 20     | 19    | 19    | 17    | 7     | 20    | 12            | 1,082                               |
| Unemployed  |                               |  |        |         |        |        |        |       |       |       |       |       |               |                                     |
| Total . . . . .   | 13,568                        | 1,765  | 3,323  | 5,025   | 1,991  | 608    | 194    | 64    | 29    | 19    | 12    | 8     | 530           | 23,676                              |
| 10 - 14 . . . . .   | -                             | -  | -      | -       | -      | -      | -      | -     | -     | -     | -     | -     | -             | -                                   |
| 15 - 19 . . . . .   | 424                           | 171  | 176    | 20      | 2      | -      | -      | -     | -     | -     | -     | -     | 55            | 222                                 |
| 20 - 24 . . . . .   | 1,714                         | 586  | 707    | 252     | 40     | 10     | 1      | -     | -     | -     | -     | -     | 118           | 1,376                               |
| 25 - 29 . . . . .   | 2,227                         | 400  | 796    | 715     | 148    | 36     | 4      | -     | -     | 1     | -     | -     | 127           | 2,842                               |
| 30 - 34 . . . . .   | 2,746                         | 246  | 675    | 1,278   | 364    | 75     | 14     | 3     | 1     | 1     | 1     | 1     | 87            | 4,745                               |
| 35 - 39 . . . . .   | 2,056                         | 110  | 344    | 982     | 406    | 115    | 29     | 6     | 4     | 1     | 2     | 3     | 54            | 4,251                               |
| 40 - 44 . . . . .   | 1,788                         | 91   | 257    | 801     | 414    | 124    | 46     | 13    | 5     | 6     | 3     | -     | 28            | 4,015                               |
| 45 - 49 . . . . .   | 1,413                         | 74   | 222    | 579     | 328    | 104    | 47     | 19    | 8     | 4     | 2     | -     | 26            | 3,235                               |
| 50 - 54 . . . . .   | 749                           | 52   | 89     | 277     | 183    | 85     | 24     | 10    | 5     | 2     | -     | 1     | 21            | 1,773                               |
| 55 - 59 . . . . .   | 342                           | 26   | 47     | 92      | 88     | 41     | 21     | 8     | 2     | 1     | 1     | 2     | 13            | 864                                 |
| 60 - 64 . . . . .   | 75                            | 9  | 7      | 19      | 12     | 13     | 7      | 4     | 1     | -     | 2     | 1     | -             | 227                                 |
| 65 - 69 . . . . .   | 19                            | -  | 3      | 6       | 3      | 2      | 1      | 1     | 1     | 2     | -     | -     | -             | 66                                  |
| 70 - 74 . . . . .   | 8                             | -  | -      | 1       | 3      | 2      | -      | -     | 1     | -     | -     | -     | 1             | 26                                  |
| 75+ . . . . .   | 7                             | -  | -      | 3       | -      | 1      | -      | -     | 1     | 1     | 1     | -     | -             | 34                                  |

Table F3 - Ever-married resident female population 10 years of age and over by age, number of children ever born alive and type of economic activity

| Country, Island,<br>Type of Activity<br>and Age<br>(in years) | Total<br>female<br>population | Female population with indicated number of children born alive |        |        |        |        |       |       |       |       |       |       |               | No. of<br>children<br>born<br>alive |
|---|-------------------------------|--|--------|--------|--------|--------|-------|-------|-------|-------|-------|-------|---------------|-------------------------------------|
|   |                               | 0  | 1      | 2      | 3      | 4      | 5     | 6     | 7     | 8     | 9     | 10+   | Not<br>Stated |                                     |
| <b>ISLAND OF MAURITIUS</b>                                    |                               |  |        |        |        |        |       |       |       |       |       |       |               |                                     |
| <b>Housekeeper</b>  |                               |  |        |        |        |        |       |       |       |       |       |       |               |                                     |
| Total . . . . .   | 177,328                       | 10,262   | 26,476 | 59,001 | 36,533 | 17,394 | 9,001 | 5,366 | 3,453 | 2,134 | 1,283 | 1,586 | 4,839         | 471,036                             |
| 10 - 14 . . . . .   | 11                            | 5  | 3      | 1      | -      | -      | -     | -     | -     | -     | -     | -     | 2             | 5                                   |
| 15 - 19 . . . . .   | 2,145                         | 733  | 1,050  | 198    | 9      | 3      | -     | -     | -     | -     | -     | -     | 152           | 1,485                               |
| 20 - 24 . . . . .   | 7,874                         | 1,607  | 3,723  | 1,763  | 322    | 46     | 8     | -     | 1     | -     | -     | -     | 404           | 8,446                               |
| 25 - 29 . . . . .   | 11,769                        | 1,155  | 4,207  | 4,473  | 1,188  | 243    | 57    | 16    | 7     | 1     | -     | -     | 422           | 18,127                              |
| 30 - 34 . . . . .   | 16,793                        | 998  | 3,601  | 8,071  | 2,954  | 571    | 141   | 45    | 11    | 5     | 3     | -     | 393           | 32,008                              |
| 35 - 39 . . . . .   | 15,065                        | 675  | 2,131  | 7,261  | 3,451  | 885    | 237   | 66    | 27    | 11    | 11    | -     | 310           | 32,503                              |
| 40 - 44 . . . . .   | 16,241                        | 703  | 2,055  | 7,538  | 4,003  | 1,077  | 306   | 123   | 50    | 19    | 14    | 7     | 346           | 36,424                              |
| 45 - 49 . . . . .   | 21,263                        | 918  | 2,498  | 9,452  | 5,447  | 1,696  | 498   | 188   | 70    | 43    | 20    | 9     | 424           | 49,260                              |
| 50 - 54 . . . . .   | 20,343                        | 961  | 2,161  | 7,625  | 5,628  | 2,367  | 702   | 275   | 97    | 54    | 18    | 16    | 439           | 50,366                              |
| 55 - 59 . . . . .   | 18,704                        | 821  | 1,811  | 5,473  | 5,249  | 2,897  | 1,194 | 510   | 177   | 74    | 28    | 27    | 443           | 51,501                              |
| 60 - 64 . . . . .   | 15,567                        | 620  | 1,266  | 3,390  | 3,750  | 2,921  | 1,657 | 827   | 394   | 194   | 77    | 61    | 410           | 49,884                              |
| 65 - 69 . . . . .   | 10,839                        | 363  | 725    | 1,658  | 2,061  | 1,935  | 1,483 | 1,012 | 630   | 356   | 176   | 132   | 308           | 41,705                              |
| 70 - 74 . . . . .   | 7,884                         | 234  | 464    | 905    | 1,076  | 1,172  | 1,137 | 889   | 709   | 468   | 256   | 306   | 268           | 35,561                              |
| 75+ . . . . .   | 12,830                        | 469  | 781    | 1,193  | 1,395  | 1,581  | 1,581 | 1,415 | 1,280 | 909   | 680   | 1,028 | 518           | 63,761                              |
| <b>Other</b>  |                               |  |        |        |        |        |       |       |       |       |       |       |               |                                     |
| Total . . . . .   | 37,729                        | 2,295  | 4,132  | 7,484  | 6,549  | 4,766  | 3,532 | 2,493 | 1,792 | 1,308 | 820   | 1,068 | 1,490         | 132,618                             |
| 10 - 14 . . . . .   | 4                             | 1  | 1      | -      | -      | -      | -     | -     | -     | -     | -     | -     | 2             | 1                                   |
| 15 - 19 . . . . .   | 188                           | 60   | 62     | 6      | 2      | -      | -     | -     | -     | -     | -     | -     | 58            | 80                                  |
| 20 - 24 . . . . .   | 472                           | 190  | 177    | 32     | 12     | 2      | -     | -     | -     | -     | -     | -     | 59            | 285                                 |
| 25 - 29 . . . . .   | 441                           | 106  | 167    | 104    | 32     | 7      | 2     | -     | -     | -     | -     | -     | 23            | 509                                 |
| 30 - 34 . . . . .   | 611                           | 87   | 155    | 237    | 64     | 30     | 5     | 3     | 1     | -     | -     | -     | 29            | 991                                 |
| 35 - 39 . . . . .   | 600                           | 63   | 138    | 233    | 110    | 29     | 10    | 1     | 1     | -     | -     | -     | 15            | 1,113                               |
| 40 - 44 . . . . .   | 820                           | 73   | 130    | 297    | 189    | 65     | 25    | 6     | 3     | 1     | -     | 1     | 30            | 1,755                               |
| 45 - 49 . . . . .   | 1,424                         | 127  | 250    | 504    | 315    | 109    | 48    | 13    | 11    | 5     | 1     | 2     | 39            | 3,104                               |
| 50 - 54 . . . . .   | 2,183                         | 157  | 290    | 735    | 551    | 252    | 84    | 29    | 10    | 6     | 2     | 2     | 65            | 5,172                               |
| 55 - 59 . . . . .   | 3,501                         | 224  | 420    | 959    | 872    | 479    | 267   | 96    | 35    | 20    | 14    | 6     | 109           | 9,374                               |
| 60 - 64 . . . . .   | 7,789                         | 390  | 884    | 1,859  | 1,726  | 1,202  | 688   | 419   | 191   | 98    | 33    | 42    | 257           | 23,409                              |
| 65 - 69 . . . . .   | 5,885                         | 235  | 553    | 1,001  | 1,052  | 879    | 718   | 511   | 312   | 219   | 93    | 103   | 209           | 21,780                              |
| 70 - 74 . . . . .   | 4,837                         | 185  | 342    | 631    | 660    | 657    | 600   | 501   | 374   | 324   | 168   | 195   | 200           | 21,067                              |
| 75+ . . . . .   | 8,974                         | 397  | 563    | 886    | 964    | 1,055  | 1,085 | 914   | 854   | 635   | 509   | 717   | 395           | 43,978                              |
| <b>Not stated</b>   |                               |  |        |        |        |        |       |       |       |       |       |       |               |                                     |
| Total . . . . .   | 4,458                         | 363  | 845    | 1,484  | 640    | 246    | 103   | 47    | 31    | 16    | 8     | 8     | 667           | 8,021                               |
| 10 - 14 . . . . .   | 1                             | 1  | -      | -      | -      | -      | -     | -     | -     | -     | -     | -     | -             | -                                   |
| 15 - 19 . . . . .   | 113                           | 37   | 43     | 13     | -      | -      | -     | -     | -     | -     | -     | -     | 20            | 69                                  |
| 20 - 24 . . . . .   | 352                           | 97   | 145    | 59     | 11     | -      | -     | -     | -     | -     | -     | -     | 40            | 296                                 |
| 25 - 29 . . . . .   | 535                           | 68   | 175    | 174    | 34     | 9      | 3     | 2     | -     | -     | -     | -     | 70            | 688                                 |
| 30 - 34 . . . . .   | 633                           | 47   | 142    | 287    | 77     | 20     | 3     | 1     | 2     | 1     | -     | -     | 53            | 1,070                               |
| 35 - 39 . . . . .   | 550                           | 31   | 76     | 267    | 104    | 34     | 3     | 1     | -     | 1     | -     | -     | 33            | 1,087                               |
| 40 - 44 . . . . .   | 490                           | 22   | 78     | 217    | 118    | 22     | 12    | 5     | 1     | 1     | 1     | -     | 13            | 1,068                               |
| 45 - 49 . . . . .   | 459                           | 17   | 74     | 204    | 94     | 35     | 7     | 4     | 1     | -     | -     | -     | 23            | 970                                 |
| 50 - 54 . . . . .   | 335                           | 14   | 45     | 119    | 84     | 39     | 11    | 4     | 3     | -     | -     | 1     | 15            | 801                                 |
| 55 - 59 . . . . .   | 231                           | 7  | 29     | 72     | 50     | 28     | 16    | 10    | 1     | 1     | -     | -     | 17            | 590                                 |
| 60 - 64 . . . . .   | 125                           | 8  | 20     | 32     | 29     | 12     | 11    | 2     | 4     | 1     | -     | -     | 6             | 322                                 |
| 65 - 69 . . . . .   | 151                           | 4  | 6      | 18     | 11     | 19     | 12    | 4     | 2     | 2     | 1     | -     | 72            | 274                                 |
| 70 - 74 . . . . .   | 148                           | 4  | 5      | 9      | 7      | 10     | 15    | 4     | 7     | 3     | 1     | 1     | 82            | 275                                 |
| 75+ . . . . .   | 335                           | 6  | 7      | 13     | 21     | 18     | 10    | 10    | 10    | 6     | 5     | 6     | 223           | 511                                 |

Table F3 - Ever-married resident female population 10 years of age and over by age, number of children ever born alive and type of economic activity

| Country, Island,<br>Type of Activity<br>and Age<br>(in years) | Total<br>female<br>population | Female population with indicated number of children born alive |       |       |       |       |     |     |     |     |     |     |               | No. of<br>children<br>born<br>alive |
|---|-------------------------------|--|-------|-------|-------|-------|-----|-----|-----|-----|-----|-----|---------------|-------------------------------------|
|   |                               | 0  | 1     | 2     | 3     | 4     | 5   | 6   | 7   | 8   | 9   | 10+ | Not<br>Stated |                                     |
| ISLAND OF RODRIGUES   |                               |  |       |       |       |       |     |     |     |     |     |     |               |                                     |
| All activity types  |                               |  |       |       |       |       |     |     |     |     |     |     |               |                                     |
| Total . . . . .   | 11,746                        | 591  | 2,356 | 2,781 | 1,979 | 1,156 | 790 | 582 | 381 | 301 | 198 | 365 | 266           | 36,956                              |
| 10 - 14 . . . . .   | 2                             | 1  | 1     | -     | -     | -     | -   | -   | -   | -   | -   | -   | -             | 1                                   |
| 15 - 19 . . . . .   | 286                           | 69   | 179   | 18    | -     | -     | -   | -   | -   | -   | -   | -   | 20            | 215                                 |
| 20 - 24 . . . . .   | 832                           | 107  | 492   | 163   | 34    | 3     | -   | -   | 1   | -   | -   | -   | 32            | 939                                 |
| 25 - 29 . . . . .   | 1,379                         | 103  | 594   | 457   | 139   | 35    | 13  | 1   | 1   | -   | -   | -   | 36            | 2,143                               |
| 30 - 34 . . . . .   | 1,588                         | 79   | 421   | 642   | 298   | 83    | 27  | 8   | 2   | -   | -   | -   | 28            | 3,128                               |
| 35 - 39 . . . . .   | 1,309                         | 43   | 217   | 449   | 343   | 148   | 48  | 18  | 9   | 7   | 2   | -   | 25            | 3,221                               |
| 40 - 44 . . . . .   | 1,224                         | 30   | 128   | 340   | 363   | 191   | 85  | 30  | 19  | 5   | 3   | 5   | 25            | 3,519                               |
| 45 - 49 . . . . .   | 1,143                         | 24   | 97    | 291   | 293   | 170   | 127 | 79  | 30  | 11  | 4   | 3   | 14            | 3,712                               |
| 50 - 54 . . . . .   | 1,016                         | 26   | 70    | 169   | 216   | 175   | 130 | 105 | 57  | 26  | 14  | 13  | 15            | 3,911                               |
| 55 - 59 . . . . .   | 754                           | 18   | 34    | 88    | 121   | 124   | 112 | 96  | 43  | 51  | 26  | 30  | 11            | 3,469                               |
| 60 - 64 . . . . .   | 558                           | 21   | 30    | 64    | 59    | 68    | 81  | 64  | 56  | 35  | 26  | 41  | 13            | 2,746                               |
| 65 - 69 . . . . .   | 555                           | 19   | 29    | 44    | 54    | 55    | 63  | 58  | 50  | 49  | 45  | 73  | 16            | 3,153                               |
| 70 - 74 . . . . .   | 447                           | 14   | 25    | 15    | 27    | 40    | 43  | 54  | 46  | 51  | 27  | 91  | 14            | 2,872                               |
| 75+ . . . . .   | 653                           | 37   | 39    | 41    | 32    | 64    | 61  | 69  | 67  | 66  | 51  | 109 | 17            | 3,927                               |
| Employed  |                               |  |       |       |       |       |     |     |     |     |     |     |               |                                     |
| Total . . . . .   | 5,195                         | 255  | 1,085 | 1,398 | 995   | 495   | 320 | 214 | 113 | 77  | 50  | 79  | 114           | 14,488                              |
| 10 - 14 . . . . .   | -                             | -  | -     | -     | -     | -     | -   | -   | -   | -   | -   | -   | -             | -                                   |
| 15 - 19 . . . . .   | 40                            | 10   | 25    | 3     | -     | -     | -   | -   | -   | -   | -   | -   | 2             | 31                                  |
| 20 - 24 . . . . .   | 286                           | 44   | 154   | 57    | 10    | -     | -   | -   | -   | -   | -   | -   | 20            | 302                                 |
| 25 - 29 . . . . .   | 672                           | 67   | 308   | 209   | 57    | 10    | 7   | 1   | -   | -   | -   | -   | 13            | 978                                 |
| 30 - 34 . . . . .   | 851                           | 44   | 253   | 344   | 144   | 38    | 11  | 2   | -   | -   | -   | -   | 15            | 1,592                               |
| 35 - 39 . . . . .   | 739                           | 26   | 134   | 272   | 189   | 69    | 17  | 8   | 2   | 3   | 1   | -   | 18            | 1,701                               |
| 40 - 44 . . . . .   | 719                           | 17   | 81    | 207   | 221   | 96    | 47  | 17  | 8   | 3   | 3   | 3   | 16            | 2,019                               |
| 45 - 49 . . . . .   | 631                           | 9  | 58    | 160   | 169   | 90    | 74  | 37  | 14  | 6   | 3   | 2   | 9             | 2,030                               |
| 50 - 54 . . . . .   | 504                           | 12   | 38    | 81    | 119   | 95    | 63  | 50  | 20  | 9   | 3   | 6   | 8             | 1,854                               |
| 55 - 59 . . . . .   | 324                           | 6  | 11    | 29    | 52    | 54    | 51  | 48  | 19  | 25  | 12  | 13  | 4             | 1,562                               |
| 60 - 64 . . . . .   | 182                           | 11   | 9     | 16    | 21    | 20    | 26  | 20  | 21  | 14  | 8   | 13  | 3             | 904                                 |
| 65 - 69 . . . . .   | 134                           | 6  | 8     | 12    | 7     | 13    | 10  | 23  | 14  | 9   | 11  | 18  | 3             | 783                                 |
| 70 - 74 . . . . .   | 68                            | 2  | 1     | 5     | 2     | 5     | 7   | 5   | 11  | 7   | 4   | 16  | 3             | 461                                 |
| 75+ . . . . .   | 45                            | 1  | 5     | 3     | 4     | 4     | 7   | 3   | 4   | 1   | 5   | 8   | -             | 271                                 |
| Unemployed  |                               |  |       |       |       |       |     |     |     |     |     |     |               |                                     |
| Total . . . . .   | 784                           | 61   | 278   | 203   | 109   | 57    | 23  | 15  | 12  | 5   | 1   | 2   | 18            | 1,597                               |
| 10 - 14 . . . . .   | -                             | -  | -     | -     | -     | -     | -   | -   | -   | -   | -   | -   | -             | -                                   |
| 15 - 19 . . . . .   | 53                            | 12   | 28    | 7     | -     | -     | -   | -   | -   | -   | -   | -   | 6             | 42                                  |
| 20 - 24 . . . . .   | 175                           | 23   | 112   | 28    | 6     | 1     | -   | -   | -   | -   | -   | -   | 5             | 190                                 |
| 25 - 29 . . . . .   | 181                           | 13   | 79    | 62    | 18    | 3     | 2   | -   | 1   | -   | -   | -   | 3             | 286                                 |
| 30 - 34 . . . . .   | 143                           | 6  | 36    | 56    | 31    | 9     | 2   | 1   | -   | -   | -   | -   | 2             | 293                                 |
| 35 - 39 . . . . .   | 93                            | 1  | 14    | 26    | 25    | 16    | 4   | 1   | 3   | 2   | -   | -   | 1             | 268                                 |
| 40 - 44 . . . . .   | 73                            | 2  | 6     | 21    | 13    | 15    | 7   | 3   | 3   | 1   | 1   | 1   | 1             | 239                                 |
| 45 - 49 . . . . .   | 27                            | -  | 2     | 2     | 8     | 7     | 3   | 3   | 2   | -   | -   | -   | -             | 105                                 |
| 50 - 54 . . . . .   | 23                            | 2  | 1     | 1     | 5     | 2     | 5   | 5   | 1   | 1   | -   | -   | -             | 96                                  |
| 55 - 59 . . . . .   | 9                             | -  | -     | -     | 3     | 2     | -   | 1   | 1   | -   | 1   | -   | -             | 49                                  |
| 60 - 64 . . . . .   | 4                             | 2  | -     | -     | -     | 1     | -   | -   | 1   | -   | -   | -   | -             | 11                                  |
| 65 - 69 . . . . .   | 2                             | -  | -     | -     | -     | 1     | -   | -   | -   | 1   | -   | -   | -             | 12                                  |
| 70 - 74 . . . . .   | -                             | -  | -     | -     | -     | -     | -   | -   | -   | -   | -   | -   | -             | -                                   |
| 75+ . . . . .   | 1                             | -  | -     | -     | -     | -     | -   | 1   | -   | -   | -   | -   | -             | 6                                   |

Table F3 - Ever-married resident female population 10 years of age and over by age, number of children ever born alive and type of economic activity

| Country, Island,<br>Type of Activity<br>and Age<br>(in years) | Total<br>female<br>population | Female population with indicated number of children born alive |     |     |     |     |     |     |     |     |    |     |               | No. of<br>children<br>born<br>alive |
|---|-------------------------------|--|-----|-----|-----|-----|-----|-----|-----|-----|----|-----|---------------|-------------------------------------|
|   |                               | 0  | 1   | 2   | 3   | 4   | 5   | 6   | 7   | 8   | 9  | 10+ | Not<br>Stated |                                     |
| <b>ISLAND OF RODRIGUES</b>                                    |                               |  |     |     |     |     |     |     |     |     |    |     |               |                                     |
| <b>Housekeeper</b>  |                               |  |     |     |     |     |     |     |     |     |    |     |               |                                     |
| Total . . . . .   | 4,165                         | 174  | 701 | 918 | 674 | 457 | 334 | 246 | 170 | 145 | 84 | 177 | 85            | 14,663                              |
| 10 - 14 . . . . .   | 1                             | 1  | -   | -   | -   | -   | -   | -   | -   | -   | -  | -   | -             | -                                   |
| 15 - 19 . . . . .   | 115                           | 26   | 80  | 4   | -   | -   | -   | -   | -   | -   | -  | -   | 5             | 88                                  |
| 20 - 24 . . . . .   | 263                           | 25   | 163 | 57  | 13  | -   | -   | -   | -   | -   | -  | -   | 4             | 320                                 |
| 25 - 29 . . . . .   | 389                           | 18   | 150 | 143 | 44  | 17  | 2   | -   | -   | -   | -  | -   | 15            | 646                                 |
| 30 - 34 . . . . .   | 455                           | 21   | 100 | 181 | 98  | 28  | 10  | 5   | 2   | -   | -  | -   | 10            | 962                                 |
| 35 - 39 . . . . .   | 375                           | 11   | 47  | 127 | 103 | 50  | 22  | 5   | 2   | 2   | 1  | -   | 5             | 989                                 |
| 40 - 44 . . . . .   | 357                           | 11   | 31  | 94  | 105 | 67  | 26  | 8   | 7   | 1   | -  | 1   | 6             | 1,047                               |
| 45 - 49 . . . . .   | 402                           | 14   | 30  | 103 | 99  | 63  | 41  | 32  | 11  | 4   | 1  | 1   | 3             | 1,311                               |
| 50 - 54 . . . . .   | 414                           | 10   | 26  | 77  | 80  | 67  | 53  | 40  | 30  | 12  | 8  | 5   | 6             | 1,628                               |
| 55 - 59 . . . . .   | 356                           | 10   | 17  | 47  | 53  | 57  | 56  | 44  | 20  | 24  | 10 | 13  | 5             | 1,604                               |
| 60 - 64 . . . . .   | 279                           | 5  | 12  | 38  | 26  | 34  | 46  | 35  | 24  | 17  | 12 | 25  | 5             | 1,425                               |
| 65 - 69 . . . . .   | 284                           | 8  | 17  | 22  | 27  | 30  | 37  | 25  | 24  | 28  | 25 | 35  | 6             | 1,606                               |
| 70 - 74 . . . . .   | 216                           | 7  | 14  | 7   | 17  | 18  | 18  | 26  | 19  | 26  | 10 | 47  | 7             | 1,392                               |
| 75+ . . . . .   | 259                           | 7  | 14  | 18  | 9   | 25  | 23  | 26  | 31  | 31  | 17 | 50  | 8             | 1,645                               |
| <b>Other</b>  |                               |  |     |     |     |     |     |     |     |     |    |     |               |                                     |
| Total . . . . .   | 1,004                         | 62   | 115 | 95  | 112 | 100 | 85  | 91  | 75  | 70  | 61 | 103 | 35            | 4,831                               |
| 10 - 14 . . . . .   | 1                             | -  | 1   | -   | -   | -   | -   | -   | -   | -   | -  | -   | -             | 1                                   |
| 15 - 19 . . . . .   | 35                            | 9  | 22  | -   | -   | -   | -   | -   | -   | -   | -  | -   | 4             | 22                                  |
| 20 - 24 . . . . .   | 17                            | 3  | 11  | 2   | 1   | -   | -   | -   | -   | -   | -  | -   | -             | 18                                  |
| 25 - 29 . . . . .   | 13                            | 1  | 5   | 2   | 3   | 1   | -   | -   | -   | -   | -  | -   | 1             | 22                                  |
| 30 - 34 . . . . .   | 24                            | 1  | 7   | 8   | 6   | 1   | 1   | -   | -   | -   | -  | -   | -             | 50                                  |
| 35 - 39 . . . . .   | 26                            | 4  | 5   | 6   | 9   | 1   | -   | 1   | -   | -   | -  | -   | -             | 54                                  |
| 40 - 44 . . . . .   | 30                            | -  | 5   | 7   | 11  | 4   | 2   | -   | -   | -   | -  | -   | 1             | 78                                  |
| 45 - 49 . . . . .   | 37                            | 1  | 6   | 12  | 6   | 3   | 3   | 3   | 1   | -   | -  | -   | 2             | 100                                 |
| 50 - 54 . . . . .   | 46                            | 2  | 5   | 6   | 7   | 5   | 5   | 5   | 3   | 3   | 3  | 1   | 1             | 195                                 |
| 55 - 59 . . . . .   | 51                            | -  | 5   | 10  | 12  | 9   | 3   | 2   | 3   | 1   | 2  | 2   | 2             | 192                                 |
| 60 - 64 . . . . .   | 86                            | 2  | 9   | 9   | 11  | 13  | 8   | 9   | 9   | 4   | 5  | 2   | 5             | 367                                 |
| 65 - 69 . . . . .   | 129                           | 5  | 4   | 10  | 20  | 11  | 14  | 9   | 11  | 11  | 9  | 19  | 6             | 719                                 |
| 70 - 74 . . . . .   | 163                           | 5  | 10  | 3   | 8   | 17  | 18  | 23  | 16  | 18  | 13 | 28  | 4             | 1,019                               |
| 75+ . . . . .   | 346                           | 29   | 20  | 20  | 18  | 35  | 31  | 39  | 32  | 33  | 29 | 51  | 9             | 1,994                               |
| <b>Not stated</b>   |                               |  |     |     |     |     |     |     |     |     |    |     |               |                                     |
| Total . . . . .   | 598                           | 39   | 177 | 167 | 89  | 47  | 28  | 16  | 11  | 4   | 2  | 4   | 14            | 1,377                               |
| 10 - 14 . . . . .   | -                             | -  | -   | -   | -   | -   | -   | -   | -   | -   | -  | -   | -             | -                                   |
| 15 - 19 . . . . .   | 43                            | 12   | 24  | 4   | -   | -   | -   | -   | -   | -   | -  | -   | 3             | 32                                  |
| 20 - 24 . . . . .   | 91                            | 12   | 52  | 19  | 4   | -   | -   | -   | 1   | -   | -  | -   | 3             | 109                                 |
| 25 - 29 . . . . .   | 124                           | 4  | 52  | 41  | 17  | 4   | 2   | -   | -   | -   | -  | -   | 4             | 211                                 |
| 30 - 34 . . . . .   | 115                           | 7  | 25  | 53  | 19  | 7   | 3   | -   | -   | -   | -  | -   | 1             | 231                                 |
| 35 - 39 . . . . .   | 76                            | 1  | 17  | 18  | 17  | 12  | 5   | 3   | 2   | -   | -  | -   | 1             | 209                                 |
| 40 - 44 . . . . .   | 45                            | -  | 5   | 11  | 13  | 9   | 3   | 2   | 1   | -   | -  | -   | 1             | 136                                 |
| 45 - 49 . . . . .   | 46                            | -  | 1   | 14  | 11  | 7   | 6   | 4   | 2   | 1   | -  | -   | -             | 166                                 |
| 50 - 54 . . . . .   | 29                            | -  | -   | 4   | 5   | 6   | 4   | 5   | 3   | 1   | -  | 1   | -             | 138                                 |
| 55 - 59 . . . . .   | 14                            | 2  | 1   | 2   | 1   | 2   | 2   | 1   | -   | 1   | 1  | 1   | -             | 62                                  |
| 60 - 64 . . . . .   | 7                             | 1  | -   | 1   | 1   | -   | 1   | -   | 1   | -   | 1  | -   | -             | 39                                  |
| 65 - 69 . . . . .   | 6                             | -  | -   | -   | -   | -   | 2   | 1   | 1   | -   | -  | 1   | 1             | 33                                  |
| 70 - 74 . . . . .   | -                             | -  | -   | -   | -   | -   | -   | -   | -   | -   | -  | -   | -             | -                                   |
| 75+ . . . . .   | 2                             | -  | -   | -   | 1   | -   | -   | -   | -   | 1   | -  | -   | -             | 11                                  |

Table F4 - Employed ever-married resident female population 10 years of age and over by age, number of children ever born alive and major occupational group

| Country, Island,<br>Major occupational group<br>and Age<br>(in years) | Total<br>female<br>population | Female population with indicated number of children born alive |        |        |        |       |       |       |     |     |     |     |               | No. of<br>children<br>born<br>alive |
|---|-------------------------------|--|--------|--------|--------|-------|-------|-------|-----|-----|-----|-----|---------------|-------------------------------------|
|   |                               | 0  | 1      | 2      | 3      | 4     | 5     | 6     | 7   | 8   | 9   | 10+ | Not<br>Stated |                                     |
| REPUBLIC OF MAURITIUS   |                               |  |        |        |        |       |       |       |     |     |     |     |               |                                     |
| All occupations   |                               |  |        |        |        |       |       |       |     |     |     |     |               |                                     |
| Total . . . . .   | 145,977                       | 14,695   | 32,163 | 55,799 | 23,645 | 7,487 | 2,832 | 1,273 | 595 | 300 | 156 | 176 | 6,856         | 276,379                             |
| 10 - 14 . . . . .   | -                             | -  | -      | -      | -      | -     | -     | -     | -   | -   | -   | -   | -             | -                                   |
| 15 - 19 . . . . .   | 544                           | 202  | 248    | 24     | 4      | 2     | -     | -     | -   | -   | -   | -   | 64            | 316                                 |
| 20 - 24 . . . . .   | 6,482                         | 2,305  | 2,647  | 755    | 109    | 21    | 2     | -     | 1   | -   | -   | -   | 642           | 4,585                               |
| 25 - 29 . . . . .   | 16,825                        | 4,287  | 6,581  | 3,580  | 692    | 136   | 22    | 5     | 4   | 2   | -   | -   | 1,516         | 16,545                              |
| 30 - 34 . . . . .   | 23,963                        | 2,828  | 7,623  | 9,358  | 2,269  | 424   | 98    | 30    | 20  | 4   | 2   | -   | 1,307         | 35,702                              |
| 35 - 39 . . . . .   | 21,708                        | 1,388  | 4,318  | 10,401 | 3,556  | 730   | 207   | 67    | 19  | 15  | 3   | 1   | 1,003         | 40,435                              |
| 40 - 44 . . . . .   | 21,829                        | 981  | 3,340  | 10,433 | 4,569  | 1,152 | 309   | 127   | 58  | 20  | 18  | 7   | 815           | 45,639                              |
| 45 - 49 . . . . .   | 21,466                        | 1,072  | 3,225  | 9,605  | 4,800  | 1,430 | 449   | 171   | 67  | 30  | 17  | 11  | 589           | 46,803                              |
| 50 - 54 . . . . .   | 16,214                        | 830  | 2,206  | 6,533  | 3,849  | 1,462 | 543   | 210   | 78  | 42  | 15  | 10  | 436           | 37,770                              |
| 55 - 59 . . . . .   | 11,109                        | 570  | 1,379  | 3,808  | 2,668  | 1,256 | 615   | 271   | 108 | 53  | 36  | 24  | 321           | 28,491                              |
| 60 - 64 . . . . .   | 3,866                         | 155  | 444    | 992    | 830    | 566   | 352   | 211   | 116 | 52  | 21  | 25  | 102           | 11,889                              |
| 65 - 69 . . . . .   | 1,158                         | 45   | 105    | 198    | 195    | 184   | 139   | 108   | 66  | 35  | 20  | 33  | 30            | 4,466                               |
| 70 - 74 . . . . .   | 522                           | 19   | 27     | 65     | 73     | 86    | 69    | 51    | 35  | 29  | 12  | 37  | 19            | 2,385                               |
| 75+ . . . . .   | 291                           | 13   | 20     | 47     | 31     | 38    | 27    | 22    | 23  | 18  | 12  | 28  | 12            | 1,353                               |
| 1. Managers   |                               |  |        |        |        |       |       |       |     |     |     |     |               |                                     |
| Total . . . . .   | 6,892                         | 748  | 1,457  | 2,814  | 1,178  | 272   | 77    | 24    | 7   | 5   | 1   | 1   | 308           | 12,346                              |
| 10 - 14 . . . . .   | -                             | -  | -      | -      | -      | -     | -     | -     | -   | -   | -   | -   | -             | -                                   |
| 15 - 19 . . . . .   | 5                             | 5  | -      | -      | -      | -     | -     | -     | -   | -   | -   | -   | -             | -                                   |
| 20 - 24 . . . . .   | 132                           | 59   | 41     | 15     | 2      | -     | -     | -     | -   | -   | -   | -   | 15            | 77                                  |
| 25 - 29 . . . . .   | 605                           | 204  | 228    | 88     | 21     | 3     | -     | -     | 1   | -   | -   | -   | 60            | 486                                 |
| 30 - 34 . . . . .   | 1,120                         | 180  | 395    | 386    | 96     | 8     | 4     | -     | -   | 1   | -   | -   | 50            | 1,515                               |
| 35 - 39 . . . . .   | 1,079                         | 85   | 244    | 510    | 156    | 26    | 6     | -     | -   | -   | -   | -   | 52            | 1,866                               |
| 40 - 44 . . . . .   | 1,078                         | 70   | 198    | 506    | 219    | 29    | 10    | 4     | -   | -   | -   | -   | 42            | 2,057                               |
| 45 - 49 . . . . .   | 1,086                         | 59   | 144    | 530    | 239    | 65    | 8     | 3     | 1   | -   | -   | -   | 37            | 2,246                               |
| 50 - 54 . . . . .   | 853                           | 48   | 118    | 414    | 195    | 43    | 11    | 3     | -   | -   | -   | -   | 21            | 1,776                               |
| 55 - 59 . . . . .   | 554                           | 28   | 58     | 234    | 149    | 44    | 16    | 2     | 2   | -   | 1   | -   | 20            | 1,264                               |
| 60 - 64 . . . . .   | 234                           | 4  | 19     | 96     | 60     | 26    | 12    | 5     | 1   | 1   | -   | -   | 10            | 600                                 |
| 65 - 69 . . . . .   | 83                            | 3  | 7      | 21     | 22     | 13    | 6     | 6     | 1   | 2   | -   | 1   | 1             | 268                                 |
| 70 - 74 . . . . .   | 41                            | 1  | 3      | 9      | 14     | 11    | 2     | 1     | -   | -   | -   | -   | -             | 123                                 |
| 75+ . . . . .   | 22                            | 2  | 2      | 5      | 5      | 4     | 2     | -     | 1   | 1   | -   | -   | -             | 68                                  |



Table F4 - Employed ever-married resident female population 10 years of age and over by age, number of children ever born alive and major occupational group

| Country, Island,<br>Major occupational group<br>and Age<br>(in years) | Total<br>female<br>population | Female population with indicated number of children born alive |       |       |       |     |    |    |    |   |   |     |               | No. of<br>children<br>born<br>alive |
|---|-------------------------------|--|-------|-------|-------|-----|----|----|----|---|---|-----|---------------|-------------------------------------|
|   |                               | 0  | 1     | 2     | 3     | 4   | 5  | 6  | 7  | 8 | 9 | 10+ | Not<br>Stated |                                     |
| REPUBLIC OF MAURITIUS   |                               |  |       |       |       |     |    |    |    |   |   |     |               |                                     |
| 2. Professionals  |                               |  |       |       |       |     |    |    |    |   |   |     |               |                                     |
| Total . . . . .   | 16,482                        | 2,649  | 4,300 | 6,422 | 1,974 | 334 | 62 | 19 | 5  | 5 | 4 | 1   | 707           | 24,947                              |
| 10 - 14 . . . . .   | -                             | -  | -     | -     | -     | -   | -  | -  | -  | - | - | -   | -             | -                                   |
| 15 - 19 . . . . .   | 21                            | 9  | 9     | -     | -     | -   | -  | -  | -  | - | - | -   | 3             | 9                                   |
| 20 - 24 . . . . .   | 660                           | 330  | 226   | 32    | 2     | 1   | -  | -  | -  | - | - | -   | 69            | 300                                 |
| 25 - 29 . . . . .   | 2,845                         | 1,093  | 1,095 | 382   | 34    | 5   | -  | -  | -  | - | - | -   | 236           | 1,981                               |
| 30 - 34 . . . . .   | 3,660                         | 628  | 1,421 | 1,265 | 171   | 18  | 2  | 1  | -  | - | 1 | -   | 153           | 4,561                               |
| 35 - 39 . . . . .   | 2,446                         | 205  | 579   | 1,231 | 307   | 31  | 3  | 3  | -  | 1 | - | -   | 86            | 4,127                               |
| 40 - 44 . . . . .   | 1,759                         | 115  | 286   | 932   | 324   | 47  | 8  | 4  | 1  | - | - | -   | 42            | 3,381                               |
| 45 - 49 . . . . .   | 1,679                         | 99   | 265   | 866   | 345   | 46  | 8  | 2  | 1  | 1 | 1 | -   | 45            | 3,292                               |
| 50 - 54 . . . . .   | 1,637                         | 75   | 221   | 868   | 344   | 74  | 15 | 3  | 3  | 2 | 1 | -   | 31            | 3,424                               |
| 55 - 59 . . . . .   | 1,353                         | 76   | 149   | 673   | 321   | 79  | 15 | 4  | -  | - | 1 | -   | 35            | 2,882                               |
| 60 - 64 . . . . .   | 345                           | 15   | 42    | 145   | 106   | 22  | 7  | 1  | -  | 1 | - | -   | 6             | 787                                 |
| 65 - 69 . . . . .   | 46                            | 2  | 6     | 15    | 16    | 7   | -  | -  | -  | - | - | -   | -             | 112                                 |
| 70 - 74 . . . . .   | 21                            | 1  | 1     | 9     | 4     | 3   | 3  | -  | -  | - | - | -   | -             | 58                                  |
| 75+ . . . . .   | 10                            | 1  | -     | 4     | -     | 1   | 1  | 1  | -  | - | - | 1   | 1             | 33                                  |
| 3. Technicians and associate professionals                            |                               |  |       |       |       |     |    |    |    |   |   |     |               |                                     |
| Total . . . . .   | 14,212                        | 1,804  | 3,585 | 6,098 | 1,769 | 298 | 59 | 21 | 11 | 2 | 4 | 1   | 560           | 22,840                              |
| 10 - 14 . . . . .   | -                             | -  | -     | -     | -     | -   | -  | -  | -  | - | - | -   | -             | -                                   |
| 15 - 19 . . . . .   | 22                            | 8  | 12    | -     | -     | 1   | -  | -  | -  | - | - | -   | 1             | 16                                  |
| 20 - 24 . . . . .   | 562                           | 275  | 197   | 39    | 3     | 1   | -  | -  | 1  | - | - | -   | 46            | 295                                 |
| 25 - 29 . . . . .   | 1,834                         | 614  | 759   | 283   | 28    | 4   | 1  | -  | -  | - | - | -   | 145           | 1,430                               |
| 30 - 34 . . . . .   | 2,543                         | 387  | 914   | 961   | 148   | 9   | 3  | -  | -  | - | - | -   | 121           | 3,331                               |
| 35 - 39 . . . . .   | 2,226                         | 160  | 545   | 1,132 | 290   | 31  | 5  | 1  | 1  | 1 | - | -   | 60            | 3,849                               |
| 40 - 44 . . . . .   | 2,089                         | 109  | 336   | 1,149 | 368   | 50  | 7  | 1  | -  | 1 | 1 | -   | 67            | 3,996                               |
| 45 - 49 . . . . .   | 1,907                         | 108  | 334   | 999   | 326   | 71  | 13 | 3  | 3  | - | - | 1   | 49            | 3,708                               |
| 50 - 54 . . . . .   | 1,674                         | 82   | 283   | 874   | 324   | 58  | 10 | 8  | 1  | - | - | -   | 34            | 3,340                               |
| 55 - 59 . . . . .   | 1,090                         | 52   | 170   | 544   | 231   | 46  | 12 | 5  | 1  | - | 2 | -   | 27            | 2,250                               |
| 60 - 64 . . . . .   | 211                           | 5  | 25    | 103   | 42    | 19  | 5  | 2  | 1  | 1 | 1 | -   | 8             | 486                                 |
| 65 - 69 . . . . .   | 39                            | 2  | 8     | 12    | 5     | 8   | 1  | 1  | 1  | - | - | -   | 1             | 97                                  |
| 70 - 74 . . . . .   | 9                             | -  | -     | 1     | 4     | -   | 1  | -  | 2  | - | - | -   | 1             | 33                                  |
| 75+ . . . . .   | 6                             | 2  | 2     | 1     | -     | -   | 1  | -  | -  | - | - | -   | -             | 9                                   |
| 4. Clerical support workers   |                               |  |       |       |       |     |    |    |    |   |   |     |               |                                     |
| Total . . . . .   | 17,848                        | 2,983  | 5,501 | 6,603 | 1,637 | 256 | 41 | 8  | 9  | 2 | 1 | -   | 807           | 24,983                              |
| 10 - 14 . . . . .   | -                             | -  | -     | -     | -     | -   | -  | -  | -  | - | - | -   | -             | -                                   |
| 15 - 19 . . . . .   | 57                            | 24   | 21    | -     | -     | 1   | -  | -  | -  | - | - | -   | 11            | 25                                  |
| 20 - 24 . . . . .   | 1,418                         | 634  | 549   | 79    | 4     | 2   | -  | -  | -  | - | - | -   | 150           | 727                                 |
| 25 - 29 . . . . .   | 3,481                         | 1,120  | 1,512 | 521   | 68    | 9   | -  | -  | -  | - | - | -   | 251           | 2,794                               |
| 30 - 34 . . . . .   | 3,872                         | 570  | 1,529 | 1,393 | 198   | 20  | 4  | 2  | 3  | 1 | - | -   | 152           | 5,050                               |
| 35 - 39 . . . . .   | 2,767                         | 248  | 744   | 1,352 | 298   | 31  | 6  | 3  | 1  | - | - | -   | 84            | 4,521                               |
| 40 - 44 . . . . .   | 2,273                         | 124  | 492   | 1,228 | 321   | 43  | 4  | 1  | 2  | - | - | -   | 58            | 4,123                               |
| 45 - 49 . . . . .   | 1,868                         | 127  | 334   | 976   | 325   | 61  | 6  | -  | 1  | - | - | -   | 38            | 3,542                               |
| 50 - 54 . . . . .   | 1,285                         | 77   | 186   | 662   | 264   | 46  | 13 | 2  | 1  | - | 1 | -   | 33            | 2,579                               |
| 55 - 59 . . . . .   | 674                           | 52   | 102   | 324   | 131   | 34  | 7  | -  | 1  | 1 | - | -   | 22            | 1,329                               |
| 60 - 64 . . . . .   | 131                           | 5  | 26    | 62    | 26    | 7   | 1  | -  | -  | - | - | -   | 4             | 261                                 |
| 65 - 69 . . . . .   | 13                            | 1  | 4     | 4     | 2     | 1   | -  | -  | -  | - | - | -   | 1             | 22                                  |
| 70 - 74 . . . . .   | 8                             | 1  | 2     | 2     | -     | -   | -  | -  | -  | - | - | -   | 3             | 6                                   |
| 75+ . . . . .   | 1                             | -  | -     | -     | -     | 1   | -  | -  | -  | - | - | -   | -             | 4                                   |

Table F4 - Employed ever-married resident female population 10 years of age and over by age, number of children ever born alive and major occupational group

| Country, Island,<br>Major occupational group<br>and Age<br>(in years) | Total<br>female<br>population | Female population with indicated number of children born alive |       |        |       |       |     |     |     |    |    |     |               | No. of<br>children<br>born<br>alive |
|---|-------------------------------|--|-------|--------|-------|-------|-----|-----|-----|----|----|-----|---------------|-------------------------------------|
|   |                               | 0  | 1     | 2      | 3     | 4     | 5   | 6   | 7   | 8  | 9  | 10+ | Not<br>Stated |                                     |
| REPUBLIC OF MAURITIUS   |                               |  |       |        |       |       |     |     |     |    |    |     |               |                                     |
| 5. Service & sales workers  |                               |  |       |        |       |       |     |     |     |    |    |     |               |                                     |
| Total . . . . .   | 30,138                        | 2,910  | 7,081 | 11,604 | 5,021 | 1,460 | 513 | 231 | 115 | 43 | 30 | 24  | 1,106         | 56,831                              |
| 10 - 14 . . . . .   | -                             | -  | -     | -      | -     | -     | -   | -   | -   | -  | -  | -   | -             | -                                   |
| 15 - 19 . . . . .   | 230                           | 105  | 91    | 6      | 2     | -     | -   | -   | -   | -  | -  | -   | 26            | 109                                 |
| 20 - 24 . . . . .   | 1,974                         | 639  | 879   | 248    | 29    | 2     | -   | -   | -   | -  | -  | -   | 175           | 1,480                               |
| 25 - 29 . . . . .   | 3,884                         | 765  | 1,628 | 1,060  | 178   | 34    | 4   | 3   | 1   | 1  | -  | -   | 210           | 4,471                               |
| 30 - 34 . . . . .   | 5,296                         | 524  | 1,648 | 2,235  | 561   | 102   | 22  | 9   | 4   | 1  | -  | -   | 190           | 8,409                               |
| 35 - 39 . . . . .   | 4,544                         | 265  | 869   | 2,258  | 813   | 150   | 38  | 15  | 3   | 1  | 2  | -   | 130           | 8,751                               |
| 40 - 44 . . . . .   | 4,457                         | 171  | 656   | 2,120  | 1,051 | 243   | 59  | 24  | 15  | 1  | 5  | -   | 112           | 9,618                               |
| 45 - 49 . . . . .   | 4,106                         | 192  | 621   | 1,821  | 984   | 265   | 63  | 32  | 13  | 4  | 5  | 2   | 104           | 8,974                               |
| 50 - 54 . . . . .   | 2,770                         | 131  | 365   | 1,074  | 722   | 267   | 87  | 26  | 15  | 7  | 1  | 2   | 73            | 6,531                               |
| 55 - 59 . . . . .   | 1,628                         | 70   | 197   | 521    | 434   | 187   | 106 | 39  | 14  | 5  | 6  | 3   | 46            | 4,275                               |
| 60 - 64 . . . . .   | 756                           | 30   | 87    | 173    | 174   | 134   | 69  | 35  | 20  | 7  | 4  | 1   | 22            | 2,288                               |
| 65 - 69 . . . . .   | 271                           | 11   | 32    | 58     | 43    | 39    | 30  | 25  | 13  | 6  | 1  | 3   | 10            | 919                                 |
| 70 - 74 . . . . .   | 142                           | 4  | 5     | 18     | 22    | 26    | 22  | 14  | 8   | 6  | 4  | 9   | 4             | 648                                 |
| 75+ . . . . .   | 80                            | 3  | 3     | 12     | 8     | 11    | 11  | 9   | 9   | 4  | 2  | 4   | 4             | 358                                 |
| 6. Skilled agricultural, forestry<br>& fishery workers                |                               |  |       |        |       |       |     |     |     |    |    |     |               |                                     |
| Total . . . . .   | 4,022                         | 129  | 501   | 1,067  | 880   | 526   | 335 | 217 | 104 | 66 | 43 | 66  | 88            | 12,759                              |
| 10 - 14 . . . . .   | -                             | -  | -     | -      | -     | -     | -   | -   | -   | -  | -  | -   | -             | -                                   |
| 15 - 19 . . . . .   | 25                            | 5  | 18    | 1      | -     | -     | -   | -   | -   | -  | -  | -   | 1             | 20                                  |
| 20 - 24 . . . . .   | 113                           | 10   | 50    | 35     | 12    | 1     | -   | -   | -   | -  | -  | -   | 5             | 160                                 |
| 25 - 29 . . . . .   | 248                           | 12   | 73    | 105    | 35    | 14    | 4   | -   | -   | -  | -  | -   | 5             | 464                                 |
| 30 - 34 . . . . .   | 415                           | 15   | 92    | 171    | 78    | 38    | 9   | 2   | 1   | -  | -  | -   | 9             | 884                                 |
| 35 - 39 . . . . .   | 419                           | 13   | 52    | 158    | 106   | 53    | 10  | 8   | 1   | 2  | 1  | -   | 15            | 1,028                               |
| 40 - 44 . . . . .   | 531                           | 16   | 43    | 169    | 157   | 75    | 36  | 15  | 6   | 2  | 2  | 2   | 8             | 1,520                               |
| 45 - 49 . . . . .   | 616                           | 14   | 57    | 167    | 183   | 85    | 59  | 21  | 9   | 7  | 1  | 1   | 12            | 1,839                               |
| 50 - 54 . . . . .   | 535                           | 13   | 49    | 123    | 137   | 82    | 59  | 39  | 11  | 6  | 4  | 4   | 8             | 1,766                               |
| 55 - 59 . . . . .   | 512                           | 9  | 32    | 82     | 107   | 95    | 75  | 49  | 21  | 18 | 8  | 7   | 9             | 2,006                               |
| 60 - 64 . . . . .   | 303                           | 14   | 20    | 33     | 40    | 52    | 48  | 37  | 23  | 12 | 6  | 11  | 7             | 1,307                               |
| 65 - 69 . . . . .   | 172                           | 4  | 8     | 14     | 13    | 20    | 24  | 32  | 16  | 9  | 12 | 17  | 3             | 964                                 |
| 70 - 74 . . . . .   | 80                            | 2  | 3     | 4      | 7     | 7     | 6   | 10  | 10  | 8  | 4  | 15  | 4             | 495                                 |
| 75+ . . . . .   | 53                            | 2  | 4     | 5      | 5     | 4     | 5   | 4   | 6   | 2  | 5  | 9   | 2             | 306                                 |

Table F4 - Employed ever-married resident female population 10 years of age and over by age, number of children ever born alive and major occupational group

| Country, Island,<br>Major occupational group<br>and Age<br>(in years) | Total<br>female<br>population | Female population with indicated number of children born alive |       |       |       |     |     |    |    |    |   |     |               | No. of<br>children<br>born<br>alive |
|---|-------------------------------|--|-------|-------|-------|-----|-----|----|----|----|---|-----|---------------|-------------------------------------|
|   |                               | 0  | 1     | 2     | 3     | 4   | 5   | 6  | 7  | 8  | 9 | 10+ | Not<br>Stated |                                     |
| REPUBLIC OF MAURITIUS   |                               |  |       |       |       |     |     |    |    |    |   |     |               |                                     |
| 7. Craft and related trades workers                                   |                               |  |       |       |       |     |     |    |    |    |   |     |               |                                     |
| Total . . . . .   | 7,500                         | 659  | 1,608 | 2,933 | 1,319 | 396 | 142 | 70 | 22 | 18 | 5 | 5   | 323           | 14,541                              |
| 10 - 14 . . . . .   | -                             | -  | -     | -     | -     | -   | -   | -  | -  | -  | - | -   | -             | -                                   |
| 15 - 19 . . . . .   | 51                            | 15   | 27    | 4     | -     | -   | -   | -  | -  | -  | - | -   | 5             | 35                                  |
| 20 - 24 . . . . .   | 340                           | 99   | 165   | 50    | 10    | -   | -   | -  | -  | -  | - | -   | 16            | 295                                 |
| 25 - 29 . . . . .   | 685                           | 128  | 263   | 171   | 63    | 5   | 1   | 1  | -  | -  | - | -   | 53            | 825                                 |
| 30 - 34 . . . . .   | 1,237                         | 118  | 340   | 503   | 177   | 27  | 7   | 3  | 1  | 1  | 1 | -   | 59            | 2,062                               |
| 35 - 39 . . . . .   | 1,266                         | 89   | 229   | 581   | 227   | 57  | 15  | 3  | 4  | -  | - | -   | 61            | 2,421                               |
| 40 - 44 . . . . .   | 1,197                         | 57   | 186   | 545   | 242   | 88  | 22  | 11 | 2  | 2  | 2 | 1   | 39            | 2,588                               |
| 45 - 49 . . . . .   | 1,263                         | 76   | 175   | 563   | 280   | 83  | 31  | 13 | 2  | 2  | 1 | 1   | 36            | 2,755                               |
| 50 - 54 . . . . .   | 806                           | 40   | 139   | 319   | 178   | 59  | 26  | 9  | 3  | 4  | - | -   | 29            | 1,784                               |
| 55 - 59 . . . . .   | 458                           | 26   | 56    | 151   | 109   | 55  | 20  | 14 | 4  | 2  | 1 | 1   | 19            | 1,152                               |
| 60 - 64 . . . . .   | 124                           | 7  | 24    | 33    | 22    | 9   | 8   | 10 | 3  | 4  | - | -   | 4             | 345                                 |
| 65 - 69 . . . . .   | 37                            | 1  | 4     | 6     | 6     | 9   | 4   | 1  | 2  | 2  | - | 1   | 1             | 136                                 |
| 70 - 74 . . . . .   | 17                            | 1  | -     | 4     | 3     | 2   | 5   | 1  | -  | -  | - | -   | 1             | 56                                  |
| 75+ . . . . .   | 19                            | 2  | -     | 3     | 2     | 2   | 3   | 4  | 1  | 1  | - | 1   | -             | 87                                  |
| 8. Plant and machine operators<br>and assemblers                      |                               |  |       |       |       |     |     |    |    |    |   |     |               |                                     |
| Total . . . . .   | 12,890                        | 1,044  | 2,425 | 4,827 | 2,055 | 556 | 159 | 44 | 22 | 6  | 4 | 1   | 1,747         | 21,775                              |
| 10 - 14 . . . . .   | -                             | -  | -     | -     | -     | -   | -   | -  | -  | -  | - | -   | -             | -                                   |
| 15 - 19 . . . . .   | 37                            | 8  | 23    | 2     | 1     | -   | -   | -  | -  | -  | - | -   | 3             | 30                                  |
| 20 - 24 . . . . .   | 456                           | 110  | 165   | 64    | 9     | -   | -   | -  | -  | -  | - | -   | 107           | 324                                 |
| 25 - 29 . . . . .   | 1,294                         | 173  | 395   | 279   | 41    | 8   | 1   | -  | 1  | 1  | - | -   | 395           | 1,128                               |
| 30 - 34 . . . . .   | 1,926                         | 205  | 425   | 685   | 175   | 30  | 4   | 1  | -  | -  | - | -   | 401           | 2,466                               |
| 35 - 39 . . . . .   | 2,298                         | 150  | 373   | 978   | 320   | 64  | 19  | 6  | 3  | -  | - | -   | 385           | 3,697                               |
| 40 - 44 . . . . .   | 2,514                         | 116  | 370   | 1,138 | 449   | 107 | 27  | 6  | 5  | 2  | 1 | -   | 293           | 4,652                               |
| 45 - 49 . . . . .   | 2,196                         | 132  | 357   | 932   | 504   | 132 | 33  | 7  | 4  | -  | 1 | 1   | 93            | 4,515                               |
| 50 - 54 . . . . .   | 1,319                         | 101  | 191   | 483   | 344   | 120 | 32  | 13 | 1  | 1  | - | -   | 33            | 2,922                               |
| 55 - 59 . . . . .   | 705                           | 37   | 104   | 234   | 181   | 79  | 31  | 3  | 3  | -  | 1 | -   | 32            | 1,634                               |
| 60 - 64 . . . . .   | 124                           | 8  | 17    | 29    | 29    | 12  | 12  | 7  | 4  | 2  | 1 | -   | 3             | 365                                 |
| 65 - 69 . . . . .   | 11                            | 3  | 4     | 1     | -     | 1   | -   | 1  | -  | -  | - | -   | 1             | 16                                  |
| 70 - 74 . . . . .   | 6                             | 1  | -     | 1     | 2     | 1   | -   | -  | 1  | -  | - | -   | -             | 19                                  |
| 75+ . . . . .   | 4                             | -  | 1     | 1     | -     | 1   | -   | -  | -  | -  | - | -   | 1             | 7                                   |

Table F4 - Employed ever-married resident female population 10 years of age and over by age, number of children ever born alive and major occupational group

| Country, Island,<br>Major occupational group<br>and Age<br>(in years) | Total<br>female<br>population | Female population with indicated number of children born alive |       |        |       |       |       |     |     |     |    |     |               | No. of<br>children<br>born<br>alive |
|---|-------------------------------|--|-------|--------|-------|-------|-------|-----|-----|-----|----|-----|---------------|-------------------------------------|
|   |                               | 0  | 1     | 2      | 3     | 4     | 5     | 6   | 7   | 8   | 9  | 10+ | Not<br>Stated |                                     |
| REPUBLIC OF MAURITIUS   |                               |  |       |        |       |       |       |     |     |     |    |     |               |                                     |
| 9. Elementary occupations   |                               |  |       |        |       |       |       |     |     |     |    |     |               |                                     |
| Total . . . . .   | 35,889                        | 1,763  | 5,687 | 13,407 | 7,800 | 3,385 | 1,439 | 638 | 300 | 153 | 64 | 77  | 1,176         | 85,208                              |
| 10 - 14 . . . . .   | -                             | -  | -     | -      | -     | -     | -     | -   | -   | -   | -  | -   | -             | -                                   |
| 15 - 19 . . . . .   | 96                            | 23   | 47    | 11     | 1     | -     | -     | -   | -   | -   | -  | -   | 14            | 72                                  |
| 20 - 24 . . . . .   | 822                           | 148  | 375   | 191    | 37    | 13    | -     | -   | -   | -   | -  | -   | 58            | 920                                 |
| 25 - 29 . . . . .   | 1,932                         | 177  | 622   | 687    | 224   | 54    | 11    | 1   | 1   | -   | -  | -   | 155           | 2,952                               |
| 30 - 34 . . . . .   | 3,875                         | 200  | 853   | 1,758  | 663   | 171   | 42    | 12  | 11  | -   | -  | -   | 165           | 7,401                               |
| 35 - 39 . . . . .   | 4,647                         | 172  | 681   | 2,197  | 1,038 | 287   | 105   | 28  | 6   | 10  | -  | 1   | 122           | 10,162                              |
| 40 - 44 . . . . .   | 5,916                         | 203  | 771   | 2,644  | 1,436 | 470   | 135   | 60  | 27  | 12  | 7  | 4   | 147           | 13,681                              |
| 45 - 49 . . . . .   | 6,729                         | 263  | 937   | 2,747  | 1,610 | 621   | 226   | 90  | 33  | 16  | 8  | 5   | 173           | 15,897                              |
| 50 - 54 . . . . .   | 5,329                         | 263  | 654   | 1,711  | 1,341 | 713   | 290   | 107 | 43  | 22  | 8  | 4   | 173           | 13,638                              |
| 55 - 59 . . . . .   | 4,132                         | 220  | 510   | 1,044  | 1,004 | 637   | 333   | 155 | 62  | 27  | 16 | 13  | 111           | 11,693                              |
| 60 - 64 . . . . .   | 1,635                         | 67   | 184   | 318    | 330   | 284   | 189   | 114 | 64  | 25  | 9  | 13  | 38            | 5,438                               |
| 65 - 69 . . . . .   | 484                           | 18   | 32    | 66     | 88    | 85    | 74    | 42  | 33  | 16  | 7  | 11  | 12            | 1,926                               |
| 70 - 74 . . . . .   | 197                           | 8  | 13    | 17     | 17    | 36    | 30    | 25  | 14  | 15  | 4  | 13  | 5             | 947                                 |
| 75+ . . . . .   | 95                            | 1  | 8     | 16     | 11    | 14    | 4     | 4   | 6   | 10  | 5  | 13  | 3             | 481                                 |
| 10. Not stated  |                               |  |       |        |       |       |       |     |     |     |    |     |               |                                     |
| Total . . . . .   | 104                           | 6  | 18    | 24     | 12    | 4     | 5     | 1   | -   | -   | -  | -   | 34            | 149                                 |
| 10 - 14 . . . . .   | -                             | -  | -     | -      | -     | -     | -     | -   | -   | -   | -  | -   | -             | -                                   |
| 15 - 19 . . . . .   | -                             | -  | -     | -      | -     | -     | -     | -   | -   | -   | -  | -   | -             | -                                   |
| 20 - 24 . . . . .   | 5                             | 1  | -     | 2      | 1     | -     | -     | -   | -   | -   | -  | -   | 1             | 7                                   |
| 25 - 29 . . . . .   | 17                            | 1  | 6     | 4      | -     | -     | -     | -   | -   | -   | -  | -   | 6             | 14                                  |
| 30 - 34 . . . . .   | 19                            | 1  | 6     | 1      | 2     | 1     | 1     | -   | -   | -   | -  | -   | 7             | 23                                  |
| 35 - 39 . . . . .   | 16                            | 1  | 2     | 4      | 1     | -     | -     | -   | -   | -   | -  | -   | 8             | 13                                  |
| 40 - 44 . . . . .   | 15                            | -  | 2     | 2      | 2     | -     | 1     | 1   | -   | -   | -  | -   | 7             | 23                                  |
| 45 - 49 . . . . .   | 16                            | 2  | 1     | 4      | 4     | 1     | 2     | -   | -   | -   | -  | -   | 2             | 35                                  |
| 50 - 54 . . . . .   | 6                             | -  | -     | 5      | -     | -     | -     | -   | -   | -   | -  | -   | 1             | 10                                  |
| 55 - 59 . . . . .   | 3                             | -  | 1     | 1      | 1     | -     | -     | -   | -   | -   | -  | -   | -             | 6                                   |
| 60 - 64 . . . . .   | 3                             | -  | -     | -      | 1     | 1     | 1     | -   | -   | -   | -  | -   | -             | 12                                  |
| 65 - 69 . . . . .   | 2                             | -  | -     | 1      | -     | 1     | -     | -   | -   | -   | -  | -   | -             | 6                                   |
| 70 - 74 . . . . .   | 1                             | -  | -     | -      | -     | -     | -     | -   | -   | -   | -  | -   | 1             | -                                   |
| 75+ . . . . .   | 1                             | -  | -     | -      | -     | -     | -     | -   | -   | -   | -  | -   | 1             | -                                   |

Table F4 - Employed ever-married resident female population 10 years of age and over by age, number of children ever born alive and major occupational group

| Country, Island,<br>Major occupational group<br>and Age<br>(in years) | Total<br>female<br>population | Female population with indicated number of children born alive |        |        |        |       |       |       |     |     |     |     |               | No. of<br>children<br>born<br>alive |
|---|-------------------------------|--|--------|--------|--------|-------|-------|-------|-----|-----|-----|-----|---------------|-------------------------------------|
|   |                               | 0  | 1      | 2      | 3      | 4     | 5     | 6     | 7   | 8   | 9   | 10+ | Not<br>Stated |                                     |
| ISLAND OF MAURITIUS   |                               |  |        |        |        |       |       |       |     |     |     |     |               |                                     |
| All occupations   |                               |  |        |        |        |       |       |       |     |     |     |     |               |                                     |
| Total . . . . .   | 140,782                       | 14,440   | 31,078 | 54,401 | 22,650 | 6,992 | 2,512 | 1,059 | 482 | 223 | 106 | 97  | 6,742         | 261,891                             |
| 10 - 14 . . . . .   | -                             | -  | -      | -      | -      | -     | -     | -     | -   | -   | -   | -   | -             | -                                   |
| 15 - 19 . . . . .   | 504                           | 192  | 223    | 21     | 4      | 2     | -     | -     | -   | -   | -   | -   | 62            | 285                                 |
| 20 - 24 . . . . .   | 6,196                         | 2,261  | 2,493  | 698    | 99     | 20    | 2     | -     | 1   | -   | -   | -   | 622           | 4,283                               |
| 25 - 29 . . . . .   | 16,153                        | 4,220  | 6,273  | 3,371  | 635    | 126   | 15    | 4     | 4   | 2   | -   | -   | 1,503         | 15,567                              |
| 30 - 34 . . . . .   | 23,112                        | 2,784  | 7,370  | 9,014  | 2,125  | 386   | 87    | 28    | 20  | 4   | 2   | -   | 1,292         | 34,110                              |
| 35 - 39 . . . . .   | 20,969                        | 1,362  | 4,184  | 10,129 | 3,367  | 661   | 190   | 59    | 17  | 12  | 2   | 1   | 985           | 38,734                              |
| 40 - 44 . . . . .   | 21,110                        | 964  | 3,259  | 10,226 | 4,348  | 1,056 | 262   | 110   | 50  | 17  | 15  | 4   | 799           | 43,620                              |
| 45 - 49 . . . . .   | 20,835                        | 1,063  | 3,167  | 9,445  | 4,631  | 1,340 | 375   | 134   | 53  | 24  | 14  | 9   | 580           | 44,773                              |
| 50 - 54 . . . . .   | 15,710                        | 818  | 2,168  | 6,452  | 3,730  | 1,367 | 480   | 160   | 58  | 33  | 12  | 4   | 428           | 35,916                              |
| 55 - 59 . . . . .   | 10,785                        | 564  | 1,368  | 3,779  | 2,616  | 1,202 | 564   | 223   | 89  | 28  | 24  | 11  | 317           | 26,929                              |
| 60 - 64 . . . . .   | 3,684                         | 144  | 435    | 976    | 809    | 546   | 326   | 191   | 95  | 38  | 13  | 12  | 99            | 10,985                              |
| 65 - 69 . . . . .   | 1,024                         | 39   | 97     | 186    | 188    | 171   | 129   | 85    | 52  | 26  | 9   | 15  | 27            | 3,683                               |
| 70 - 74 . . . . .   | 454                           | 17   | 26     | 60     | 71     | 81    | 62    | 46    | 24  | 22  | 8   | 21  | 16            | 1,924                               |
| 75+ . . . . .   | 246                           | 12   | 15     | 44     | 27     | 34    | 20    | 19    | 19  | 17  | 7   | 20  | 12            | 1,082                               |
| 1. Managers   |                               |  |        |        |        |       |       |       |     |     |     |     |               |                                     |
| Total . . . . .   | 6,740                         | 738  | 1,415  | 2,764  | 1,153  | 263   | 71    | 22    | 6   | 4   | 1   | -   | 303           | 12,024                              |
| 10 - 14 . . . . .   | -                             | -  | -      | -      | -      | -     | -     | -     | -   | -   | -   | -   | -             | -                                   |
| 15 - 19 . . . . .   | 5                             | 5  | -      | -      | -      | -     | -     | -     | -   | -   | -   | -   | -             | -                                   |
| 20 - 24 . . . . .   | 126                           | 59   | 36     | 14     | 2      | -     | -     | -     | -   | -   | -   | -   | 15            | 70                                  |
| 25 - 29 . . . . .   | 594                           | 202  | 222    | 86     | 20     | 3     | -     | -     | 1   | -   | -   | -   | 60            | 473                                 |
| 30 - 34 . . . . .   | 1,091                         | 179  | 382    | 376    | 92     | 8     | 4     | -     | 1   | 8   | -   | -   | 49            | 1,470                               |
| 35 - 39 . . . . .   | 1,059                         | 83   | 238    | 502    | 153    | 25    | 6     | -     | -   | -   | -   | -   | 52            | 1,831                               |
| 40 - 44 . . . . .   | 1,062                         | 70   | 195    | 500    | 213    | 29    | 9     | 4     | -   | -   | -   | -   | 42            | 2,019                               |
| 45 - 49 . . . . .   | 1,057                         | 58   | 139    | 517    | 235    | 62    | 7     | 3     | 1   | -   | -   | -   | 35            | 2,186                               |
| 50 - 54 . . . . .   | 833                           | 46   | 114    | 408    | 192    | 42    | 10    | 1     | -   | -   | -   | -   | 20            | 1,730                               |
| 55 - 59 . . . . .   | 545                           | 28   | 58     | 231    | 146    | 42    | 16    | 2     | 2   | -   | 1   | -   | 19            | 1,241                               |
| 60 - 64 . . . . .   | 228                           | 3  | 19     | 95     | 59     | 25    | 11    | 5     | 1   | -   | -   | -   | 10            | 578                                 |
| 65 - 69 . . . . .   | 79                            | 2  | 7      | 21     | 22     | 13    | 5     | 6     | -   | 2   | -   | -   | 1             | 244                                 |
| 70 - 74 . . . . .   | 40                            | 1  | 3      | 9      | 14     | 10    | 2     | 1     | -   | -   | -   | -   | -             | 119                                 |
| 75+ . . . . .   | 21                            | 2  | 2      | 5      | 5      | 4     | 1     | -     | 1   | 1   | -   | -   | -             | 63                                  |

Table F4 - Employed ever-married resident female population 10 years of age and over by age, number of children ever born alive and major occupational group

| Country, Island,<br>Major occupational group<br>and Age<br>(in years) | Total<br>female<br>population | Female population with indicated number of children born alive |       |       |       |     |    |    |    |   |   |     |               | No. of<br>children<br>born<br>alive |
|---|-------------------------------|--|-------|-------|-------|-----|----|----|----|---|---|-----|---------------|-------------------------------------|
|   |                               | 0  | 1     | 2     | 3     | 4   | 5  | 6  | 7  | 8 | 9 | 10+ | Not<br>Stated |                                     |
| <b>ISLAND OF MAURITIUS</b>  |                               |  |       |       |       |     |    |    |    |   |   |     |               |                                     |
| <b>2. Professionals</b>   |                               |  |       |       |       |     |    |    |    |   |   |     |               |                                     |
| Total . . . . .   | 16,098                        | 2,609  | 4,185 | 6,314 | 1,907 | 309 | 49 | 15 | 3  | 4 | 4 | 1   | 698           | 24,204                              |
| 10 - 14 . . . . .   | -                             | -  | -     | -     | -     | -   | -  | -  | -  | - | - | -   | -             | -                                   |
| 15 - 19 . . . . .   | 21                            | 9  | 9     | -     | -     | -   | -  | -  | -  | - | - | -   | 3             | 9                                   |
| 20 - 24 . . . . .   | 633                           | 321  | 214   | 31    | 2     | 1   | -  | -  | -  | - | - | -   | 64            | 286                                 |
| 25 - 29 . . . . .   | 2,789                         | 1,082  | 1,058 | 376   | 32    | 5   | -  | -  | -  | - | - | -   | 236           | 1,926                               |
| 30 - 34 . . . . .   | 3,560                         | 617  | 1,376 | 1,234 | 161   | 16  | 2  | 1  | -  | - | 1 | -   | 152           | 4,416                               |
| 35 - 39 . . . . .   | 2,400                         | 203  | 571   | 1,208 | 299   | 29  | 2  | 3  | -  | 1 | - | -   | 84            | 4,036                               |
| 40 - 44 . . . . .   | 1,705                         | 114  | 280   | 907   | 310   | 41  | 6  | 4  | 1  | - | - | -   | 42            | 3,249                               |
| 45 - 49 . . . . .   | 1,649                         | 98   | 263   | 855   | 336   | 44  | 5  | 1  | 1  | 1 | 1 | -   | 44            | 3,212                               |
| 50 - 54 . . . . .   | 1,592                         | 73   | 217   | 860   | 330   | 65  | 10 | 2  | 1  | 2 | 1 | -   | 31            | 3,281                               |
| 55 - 59 . . . . .   | 1,332                         | 75   | 148   | 670   | 312   | 75  | 14 | 2  | -  | - | 1 | -   | 35            | 2,815                               |
| 60 - 64 . . . . .   | 340                           | 13   | 42    | 145   | 105   | 22  | 6  | 1  | -  | - | - | -   | 6             | 771                                 |
| 65 - 69 . . . . .   | 46                            | 2  | 6     | 15    | 16    | 7   | -  | -  | -  | - | - | -   | -             | 112                                 |
| 70 - 74 . . . . .   | 21                            | 1  | 1     | 9     | 4     | 3   | 3  | -  | -  | - | - | -   | -             | 58                                  |
| 75+ . . . . .   | 10                            | 1  | -     | 4     | -     | 1   | 1  | 1  | -  | - | - | 1   | 1             | 33                                  |
| <b>3. Technicians and associate professionals</b>                     |                               |  |       |       |       |     |    |    |    |   |   |     |               |                                     |
| Total . . . . .   | 13,928                        | 1,785  | 3,508 | 5,993 | 1,713 | 291 | 53 | 15 | 10 | 2 | 4 | 1   | 553           | 22,284                              |
| 10 - 14 . . . . .   | -                             | -  | -     | -     | -     | -   | -  | -  | -  | - | - | -   | -             | -                                   |
| 15 - 19 . . . . .   | 22                            | 8  | 12    | -     | -     | 1   | -  | -  | -  | - | - | -   | 1             | 16                                  |
| 20 - 24 . . . . .   | 548                           | 272  | 186   | 39    | 3     | 1   | -  | 1  | -  | - | - | -   | 46            | 284                                 |
| 25 - 29 . . . . .   | 1,792                         | 606  | 742   | 269   | 27    | 4   | 1  | -  | -  | - | - | -   | 143           | 1,382                               |
| 30 - 34 . . . . .   | 2,496                         | 382  | 898   | 940   | 144   | 9   | 2  | -  | -  | - | - | -   | 121           | 3,256                               |
| 35 - 39 . . . . .   | 2,164                         | 159  | 530   | 1,109 | 272   | 30  | 3  | 1  | 1  | 1 | - | -   | 58            | 3,720                               |
| 40 - 44 . . . . .   | 2,037                         | 108  | 326   | 1,127 | 352   | 50  | 7  | 1  | -  | 1 | 1 | -   | 64            | 3,894                               |
| 45 - 49 . . . . .   | 1,875                         | 108  | 329   | 987   | 316   | 68  | 12 | 2  | 3  | - | - | 1   | 49            | 3,626                               |
| 50 - 54 . . . . .   | 1,652                         | 82   | 281   | 865   | 319   | 56  | 9  | 5  | 1  | - | - | -   | 34            | 3,274                               |
| 55 - 59 . . . . .   | 1,082                         | 51   | 169   | 541   | 229   | 46  | 11 | 5  | 1  | - | 2 | -   | 27            | 2,232                               |
| 60 - 64 . . . . .   | 208                           | 5  | 25    | 102   | 42    | 18  | 5  | 1  | 1  | 1 | 1 | -   | 8             | 474                                 |
| 65 - 69 . . . . .   | 37                            | 2  | 8     | 12    | 5     | 8   | 1  | -  | -  | - | - | -   | 1             | 84                                  |
| 70 - 74 . . . . .   | 9                             | -  | -     | 1     | 4     | -   | 1  | -  | 2  | - | - | -   | 1             | 33                                  |
| 75+ . . . . .   | 6                             | 2  | 2     | 1     | -     | -   | 1  | -  | -  | - | - | -   | -             | 9                                   |
| <b>4. Clerical support workers</b>                                    |                               |  |       |       |       |     |    |    |    |   |   |     |               |                                     |
| Total . . . . .   | 17,565                        | 2,952  | 5,392 | 6,506 | 1,611 | 246 | 37 | 8  | 9  | 2 | 1 | -   | 801           | 24,542                              |
| 10 - 14 . . . . .   | -                             | -  | -     | -     | -     | -   | -  | -  | -  | - | - | -   | -             | -                                   |
| 15 - 19 . . . . .   | 55                            | 23   | 20    | -     | -     | 1   | -  | -  | -  | - | - | -   | 11            | 24                                  |
| 20 - 24 . . . . .   | 1,389                         | 624  | 533   | 77    | 4     | 2   | -  | -  | -  | - | - | -   | 149           | 707                                 |
| 25 - 29 . . . . .   | 3,399                         | 1,106  | 1,466 | 500   | 67    | 9   | -  | -  | -  | - | - | -   | 251           | 2,703                               |
| 30 - 34 . . . . .   | 3,803                         | 569  | 1,508 | 1,360 | 188   | 19  | 4  | 2  | 3  | 1 | - | -   | 149           | 4,929                               |
| 35 - 39 . . . . .   | 2,716                         | 246  | 731   | 1,326 | 291   | 30  | 6  | 3  | -  | - | - | -   | 82            | 4,431                               |
| 40 - 44 . . . . .   | 2,250                         | 124  | 483   | 1,221 | 317   | 41  | 3  | 1  | 2  | - | - | -   | 58            | 4,075                               |
| 45 - 49 . . . . .   | 1,860                         | 127  | 333   | 973   | 324   | 60  | 4  | -  | 1  | - | - | -   | 38            | 3,518                               |
| 50 - 54 . . . . .   | 1,271                         | 75   | 185   | 658   | 261   | 42  | 13 | 2  | 1  | - | 1 | -   | 33            | 2,545                               |
| 55 - 59 . . . . .   | 672                           | 52   | 102   | 323   | 131   | 34  | 6  | -  | 1  | 1 | - | -   | 22            | 1,322                               |
| 60 - 64 . . . . .   | 128                           | 4  | 25    | 62    | 26    | 6   | 1  | -  | -  | - | - | -   | 4             | 256                                 |
| 65 - 69 . . . . .   | 13                            | 1  | 4     | 4     | 2     | 1   | -  | -  | -  | - | - | -   | 1             | 22                                  |
| 70 - 74 . . . . .   | 8                             | 1  | 2     | 2     | -     | -   | -  | -  | -  | - | - | -   | 3             | 6                                   |
| 75+ . . . . .   | 1                             | -  | -     | -     | -     | 1   | -  | -  | -  | - | - | -   | -             | 4                                   |

Table F4 - Employed ever-married resident female population 10 years of age and over by age, number of children ever born alive and major occupational group

| Country, Island,<br>Major occupational group<br>and Age<br>(in years) | Total<br>female<br>population | Female population with indicated number of children born alive |       |        |       |       |     |     |    |    |    |     |               | No. of<br>children<br>born<br>alive |
|---|-------------------------------|--|-------|--------|-------|-------|-----|-----|----|----|----|-----|---------------|-------------------------------------|
|   |                               | 0  | 1     | 2      | 3     | 4     | 5   | 6   | 7  | 8  | 9  | 10+ | Not<br>Stated |                                     |
| ISLAND OF MAURITIUS   |                               |  |       |        |       |       |     |     |    |    |    |     |               |                                     |
| 5. Service & sales workers  |                               |  |       |        |       |       |     |     |    |    |    |     |               |                                     |
| Total . . . . .   | 29,158                        | 2,852  | 6,813 | 11,312 | 4,859 | 1,389 | 471 | 206 | 98 | 40 | 25 | 15  | 1,078         | 54,559                              |
| 10 - 14 . . . . .   | -                             | -  | -     | -      | -     | -     | -   | -   | -  | -  | -  | -   | -             | -                                   |
| 15 - 19 . . . . .   | 218                           | 102  | 82    | 6      | 2     | -     | -   | -   | -  | -  | -  | -   | 26            | 100                                 |
| 20 - 24 . . . . .   | 1,888                         | 625  | 832   | 231    | 29    | 2     | 2   | -   | -  | -  | -  | -   | 167           | 1,399                               |
| 25 - 29 . . . . .   | 3,700                         | 744  | 1,536 | 1,004  | 169   | 32    | 4   | 3   | 1  | 1  | -  | -   | 206           | 4,232                               |
| 30 - 34 . . . . .   | 5,141                         | 517  | 1,595 | 2,169  | 537   | 100   | 21  | 9   | 4  | 1  | -  | -   | 188           | 8,139                               |
| 35 - 39 . . . . .   | 4,410                         | 259  | 842   | 2,207  | 784   | 137   | 37  | 13  | 3  | 1  | 2  | -   | 125           | 8,466                               |
| 40 - 44 . . . . .   | 4,331                         | 169  | 643   | 2,078  | 1,014 | 230   | 52  | 20  | 12 | 1  | 4  | -   | 108           | 9,269                               |
| 45 - 49 . . . . .   | 4,009                         | 189  | 604   | 1,793  | 967   | 252   | 51  | 28  | 11 | 4  | 4  | 2   | 104           | 8,691                               |
| 50 - 54 . . . . .   | 2,691                         | 131  | 360   | 1,060  | 694   | 255   | 80  | 21  | 11 | 7  | 1  | 1   | 70            | 6,263                               |
| 55 - 59 . . . . .   | 1,587                         | 69   | 195   | 515    | 426   | 179   | 100 | 35  | 13 | 4  | 6  | -   | 45            | 4,106                               |
| 60 - 64 . . . . .   | 728                           | 30   | 85    | 168    | 168   | 131   | 65  | 33  | 18 | 6  | 2  | -   | 22            | 2,164                               |
| 65 - 69 . . . . .   | 249                           | 10   | 32    | 53     | 40    | 35    | 30  | 22  | 11 | 5  | 1  | 1   | 9             | 818                                 |
| 70 - 74 . . . . .   | 133                           | 4  | 5     | 17     | 22    | 26    | 13  | 6   | 6  | 3  | 7  | 4   | 4             | 581                                 |
| 75+ . . . . .   | 73                            | 3  | 2     | 11     | 7     | 10    | 9   | 9   | 8  | 4  | 2  | 4   | 4             | 331                                 |
| 6. Skilled agricultural, forestry<br>& fishery workers                |                               |  |       |        |       |       |     |     |    |    |    |     |               |                                     |
| Total . . . . .   | 2,186                         | 84   | 277   | 672    | 512   | 283   | 161 | 83  | 31 | 14 | 5  | 5   | 59            | 6,021                               |
| 10 - 14 . . . . .   | -                             | -  | -     | -      | -     | -     | -   | -   | -  | -  | -  | -   | -             | -                                   |
| 15 - 19 . . . . .   | 9                             | 2  | 6     | -      | -     | -     | -   | -   | -  | -  | -  | -   | 1             | 6                                   |
| 20 - 24 . . . . .   | 45                            | 8  | 18    | 12     | 6     | -     | -   | -   | -  | -  | -  | -   | 1             | 60                                  |
| 25 - 29 . . . . .   | 93                            | 8  | 23    | 41     | 13    | 7     | -   | -   | -  | -  | -  | -   | 1             | 172                                 |
| 30 - 34 . . . . .   | 179                           | 5  | 45    | 73     | 26    | 17    | 3   | 1   | 1  | -  | -  | -   | 8             | 365                                 |
| 35 - 39 . . . . .   | 219                           | 10   | 29    | 88     | 51    | 23    | 5   | 4   | -  | -  | -  | -   | 9             | 499                                 |
| 40 - 44 . . . . .   | 294                           | 9  | 30    | 120    | 77    | 30    | 14  | 6   | 2  | -  | -  | -   | 6             | 741                                 |
| 45 - 49 . . . . .   | 375                           | 13   | 43    | 127    | 113   | 41    | 20  | 3   | 2  | 3  | -  | -   | 10            | 956                                 |
| 50 - 54 . . . . .   | 307                           | 9  | 32    | 98     | 92    | 36    | 24  | 8   | -  | 1  | 1  | -   | 6             | 833                                 |
| 55 - 59 . . . . .   | 343                           | 8  | 29    | 75     | 87    | 68    | 42  | 16  | 8  | 2  | -  | -   | 8             | 1,090                               |
| 60 - 64 . . . . .   | 200                           | 9  | 17    | 27     | 31    | 41    | 35  | 23  | 7  | 3  | 1  | 1   | 5             | 734                                 |
| 65 - 69 . . . . .   | 75                            | -  | 2     | 7      | 9     | 15    | 15  | 14  | 6  | 2  | 2  | 2   | 1             | 360                                 |
| 70 - 74 . . . . .   | 28                            | 1  | 2     | 1      | 5     | 4     | 2   | 6   | 2  | 2  | 1  | 1   | 1             | 131                                 |
| 75+ . . . . .   | 19                            | 2  | 1     | 3      | 2     | 1     | 1   | 2   | 3  | 1  | -  | 1   | 2             | 74                                  |

Table F4 - Employed ever-married resident female population 10 years of age and over by age, number of children ever born alive and major occupational group

| Country, Island,<br>Major occupational group<br>and Age<br>(in years) | Total<br>female<br>population | Female population with indicated number of children born alive |       |       |       |     |     |    |    |    |   |     |               | No. of<br>children<br>born<br>alive |
|---|-------------------------------|--|-------|-------|-------|-----|-----|----|----|----|---|-----|---------------|-------------------------------------|
|   |                               | 0  | 1     | 2     | 3     | 4   | 5   | 6  | 7  | 8  | 9 | 10+ | Not<br>Stated |                                     |
| ISLAND OF MAURITIUS   |                               |  |       |       |       |     |     |    |    |    |   |     |               |                                     |
| 7. Craft and related trades workers                                   |                               |  |       |       |       |     |     |    |    |    |   |     |               |                                     |
| Total . . . . .   | 7,110                         | 634  | 1,537 | 2,827 | 1,228 | 361 | 120 | 52 | 19 | 11 | 5 | 3   | 313           | 13,530                              |
| 10 - 14 . . . . .   | -                             | -  | -     | -     | -     | -   | -   | -  | -  | -  | - | -   | -             | -                                   |
| 15 - 19 . . . . .   | 46                            | 13   | 26    | 3     | -     | -   | -   | -  | -  | -  | - | -   | 4             | 32                                  |
| 20 - 24 . . . . .   | 324                           | 98   | 154   | 47    | 9     | -   | -   | -  | -  | -  | - | -   | 16            | 275                                 |
| 25 - 29 . . . . .   | 650                           | 125  | 250   | 157   | 61    | 4   | 1   | -  | -  | -  | - | -   | 52            | 768                                 |
| 30 - 34 . . . . .   | 1,174                         | 114  | 327   | 476   | 166   | 23  | 7   | 3  | 1  | 1  | 1 | -   | 55            | 1,946                               |
| 35 - 39 . . . . .   | 1,198                         | 86   | 213   | 565   | 199   | 55  | 12  | 3  | 4  | -  | - | -   | 61            | 2,266                               |
| 40 - 44 . . . . .   | 1,139                         | 54   | 176   | 528   | 229   | 79  | 21  | 9  | 2  | 2  | 2 | 1   | 36            | 2,452                               |
| 45 - 49 . . . . .   | 1,201                         | 74   | 174   | 548   | 257   | 73  | 25  | 11 | 1  | 2  | 1 | -   | 35            | 2,556                               |
| 50 - 54 . . . . .   | 766                           | 39   | 136   | 310   | 170   | 55  | 18  | 4  | 3  | 2  | - | -   | 29            | 1,637                               |
| 55 - 59 . . . . .   | 437                           | 24   | 55    | 149   | 106   | 51  | 19  | 10 | 3  | -  | 1 | -   | 19            | 1,060                               |
| 60 - 64 . . . . .   | 110                           | 5  | 22    | 32    | 20    | 9   | 6   | 8  | 2  | 2  | - | -   | 4             | 290                                 |
| 65 - 69 . . . . .   | 34                            | 1  | 4     | 6     | 6     | 8   | 4   | -  | 2  | 1  | - | 1   | 1             | 118                                 |
| 70 - 74 . . . . .   | 14                            | -  | -     | 3     | 3     | 2   | 4   | 1  | -  | -  | - | -   | 1             | 49                                  |
| 75+ . . . . .   | 17                            | 1  | -     | 3     | 2     | 2   | 3   | 3  | 1  | 1  | - | 1   | -             | 81                                  |
| 8. Plant and machine operators<br>and assemblers                      |                               |  |       |       |       |     |     |    |    |    |   |     |               |                                     |
| Total . . . . .   | 12,846                        | 1,039  | 2,419 | 4,816 | 2,045 | 552 | 157 | 42 | 20 | 6  | 3 | 1   | 1,746         | 21,656                              |
| 10 - 14 . . . . .   | -                             | -  | -     | -     | -     | -   | -   | -  | -  | -  | - | -   | -             | -                                   |
| 15 - 19 . . . . .   | 37                            | 8  | 23    | 2     | 1     | -   | -   | -  | -  | -  | - | -   | 3             | 30                                  |
| 20 - 24 . . . . .   | 454                           | 109  | 164   | 64    | 9     | -   | -   | -  | -  | -  | - | -   | 107           | 323                                 |
| 25 - 29 . . . . .   | 1,290                         | 172  | 392   | 279   | 41    | 8   | 1   | -  | 1  | 1  | - | -   | 395           | 1,125                               |
| 30 - 34 . . . . .   | 1,922                         | 205  | 425   | 683   | 175   | 29  | 4   | -  | -  | -  | - | -   | 401           | 2,452                               |
| 35 - 39 . . . . .   | 2,288                         | 148  | 372   | 975   | 318   | 63  | 19  | 5  | 3  | -  | - | -   | 385           | 3,674                               |
| 40 - 44 . . . . .   | 2,505                         | 115  | 369   | 1,135 | 447   | 106 | 26  | 6  | 5  | 2  | 1 | -   | 293           | 4,630                               |
| 45 - 49 . . . . .   | 2,189                         | 132  | 357   | 930   | 501   | 132 | 33  | 7  | 3  | -  | - | 1   | 93            | 4,486                               |
| 50 - 54 . . . . .   | 1,318                         | 101  | 191   | 483   | 344   | 119 | 32  | 13 | 1  | 1  | - | -   | 33            | 2,918                               |
| 55 - 59 . . . . .   | 700                           | 37   | 104   | 233   | 178   | 79  | 30  | 3  | 3  | -  | 1 | -   | 32            | 1,618                               |
| 60 - 64 . . . . .   | 123                           | 8  | 17    | 29    | 29    | 12  | 12  | 7  | 4  | 2  | 1 | -   | 2             | 365                                 |
| 65 - 69 . . . . .   | 11                            | 3  | 4     | 1     | -     | 1   | -   | 1  | -  | -  | - | -   | 1             | 16                                  |
| 70 - 74 . . . . .   | 5                             | 1  | -     | 1     | 2     | 1   | -   | -  | -  | -  | - | -   | -             | 12                                  |
| 75+ . . . . .   | 4                             | -  | 1     | 1     | -     | 1   | -   | -  | -  | -  | - | -   | 1             | 7                                   |



Table F4 - Employed ever-married resident female population 10 years of age and over by age, number of children ever born alive and major occupational group

| Country, Island,<br>Major occupational group<br>and Age<br>(in years) | Total<br>female<br>population | Female population with indicated number of children born alive |       |        |       |       |       |     |     |     |    |     |               | No. of<br>children<br>born<br>alive |
|---|-------------------------------|--|-------|--------|-------|-------|-------|-----|-----|-----|----|-----|---------------|-------------------------------------|
|   |                               | 0  | 1     | 2      | 3     | 4     | 5     | 6   | 7   | 8   | 9  | 10+ | Not<br>Stated |                                     |
| ISLAND OF MAURITIUS   |                               |  |       |        |       |       |       |     |     |     |    |     |               |                                     |
| 9. Elementary occupations   |                               |  |       |        |       |       |       |     |     |     |    |     |               |                                     |
| Total . . . . .   | 35,051                        | 1,741  | 5,515 | 13,174 | 7,612 | 3,294 | 1,388 | 615 | 286 | 140 | 58 | 71  | 1,157         | 82,931                              |
| 10 - 14 . . . . .   | -                             | -  | -     | -      | -     | -     | -     | -   | -   | -   | -  | -   | -             | -                                   |
| 15 - 19 . . . . .   | 91                            | 22   | 45    | 10     | 1     | -     | -     | -   | -   | -   | -  | -   | 13            | 68                                  |
| 20 - 24 . . . . .   | 784                           | 144  | 356   | 181    | 34    | 13    | -     | -   | -   | -   | -  | -   | 56            | 872                                 |
| 25 - 29 . . . . .   | 1,830                         | 174  | 578   | 656    | 205   | 54    | 8     | 1   | 1   | -   | -  | -   | 153           | 2,774                               |
| 30 - 34 . . . . .   | 3,728                         | 195  | 808   | 1,702  | 635   | 164   | 39    | 12  | 11  | -   | -  | -   | 162           | 7,117                               |
| 35 - 39 . . . . .   | 4,500                         | 167  | 657   | 2,145  | 999   | 269   | 100   | 27  | 5   | 9   | -  | 1   | 121           | 9,799                               |
| 40 - 44 . . . . .   | 5,773                         | 201  | 755   | 2,608  | 1,388 | 450   | 123   | 58  | 26  | 11  | 7  | 3   | 143           | 13,271                              |
| 45 - 49 . . . . .   | 6,604                         | 262  | 924   | 2,711  | 1,578 | 607   | 216   | 79  | 30  | 14  | 8  | 5   | 170           | 15,507                              |
| 50 - 54 . . . . .   | 5,274                         | 262  | 652   | 1,705  | 1,328 | 697   | 284   | 104 | 40  | 20  | 8  | 3   | 171           | 13,425                              |
| 55 - 59 . . . . .   | 4,084                         | 220  | 507   | 1,041  | 1,000 | 628   | 326   | 150 | 58  | 21  | 12 | 11  | 110           | 11,439                              |
| 60 - 64 . . . . .   | 1,616                         | 67   | 183   | 316    | 328   | 281   | 184   | 113 | 62  | 25  | 8  | 11  | 38            | 5,341                               |
| 65 - 69 . . . . .   | 478                           | 18   | 30    | 66     | 88    | 82    | 74    | 42  | 33  | 16  | 6  | 11  | 12            | 1,903                               |
| 70 - 74 . . . . .   | 195                           | 8  | 13    | 17     | 17    | 35    | 30    | 25  | 14  | 14  | 4  | 13  | 5             | 935                                 |
| 75+ . . . . .   | 94                            | 1  | 7     | 16     | 11    | 14    | 4     | 4   | 6   | 10  | 5  | 13  | 3             | 480                                 |
| 10. Not stated  |                               |  |       |        |       |       |       |     |     |     |    |     |               |                                     |
| Total . . . . .   | 100                           | 6  | 17    | 23     | 10    | 4     | 5     | 1   | -   | -   | -  | -   | 34            | 140                                 |
| 10 - 14 . . . . .   | -                             | -  | -     | -      | -     | -     | -     | -   | -   | -   | -  | -   | -             | -                                   |
| 15 - 19 . . . . .   | -                             | -  | -     | -      | -     | -     | -     | -   | -   | -   | -  | -   | -             | -                                   |
| 20 - 24 . . . . .   | 5                             | 1  | -     | 2      | 1     | -     | -     | -   | -   | -   | -  | -   | 1             | 7                                   |
| 25 - 29 . . . . .   | 16                            | 1  | 6     | 3      | -     | -     | -     | -   | -   | -   | -  | -   | 6             | 12                                  |
| 30 - 34 . . . . .   | 18                            | 1  | 6     | 1      | 1     | 1     | 1     | -   | -   | -   | -  | -   | 7             | 20                                  |
| 35 - 39 . . . . .   | 15                            | 1  | 1     | 4      | 1     | -     | -     | -   | -   | -   | -  | -   | 8             | 12                                  |
| 40 - 44 . . . . .   | 14                            | -  | 2     | 2      | 1     | -     | 1     | 1   | -   | -   | -  | -   | 7             | 20                                  |
| 45 - 49 . . . . .   | 16                            | 2  | 1     | 4      | 4     | 1     | 2     | -   | -   | -   | -  | -   | 2             | 35                                  |
| 50 - 54 . . . . .   | 6                             | -  | -     | 5      | -     | -     | -     | -   | -   | -   | -  | -   | 1             | 10                                  |
| 55 - 59 . . . . .   | 3                             | -  | 1     | 1      | 1     | -     | -     | -   | -   | -   | -  | -   | -             | 6                                   |
| 60 - 64 . . . . .   | 3                             | -  | -     | -      | 1     | 1     | 1     | -   | -   | -   | -  | -   | -             | 12                                  |
| 65 - 69 . . . . .   | 2                             | -  | -     | 1      | -     | 1     | -     | -   | -   | -   | -  | -   | -             | 6                                   |
| 70 - 74 . . . . .   | 1                             | -  | -     | -      | -     | -     | -     | -   | -   | -   | -  | -   | 1             | -                                   |
| 75+ . . . . .   | 1                             | -  | -     | -      | -     | -     | -     | -   | -   | -   | -  | -   | 1             | -                                   |

Table F4 - Employed ever-married resident female population 10 years of age and over by age, number of children ever born alive and major occupational group

| Country, Island,<br>Major occupational group<br>and Age<br>(in years) | Total<br>female<br>population | Female population with indicated number of children born alive |       |       |     |     |     |     |     |    |    |     |               | No. of<br>children<br>born<br>alive |
|---|-------------------------------|--|-------|-------|-----|-----|-----|-----|-----|----|----|-----|---------------|-------------------------------------|
|   |                               | 0  | 1     | 2     | 3   | 4   | 5   | 6   | 7   | 8  | 9  | 10+ | Not<br>Stated |                                     |
| ISLAND OF RODRIGUES   |                               |  |       |       |     |     |     |     |     |    |    |     |               |                                     |
| All occupations   |                               |  |       |       |     |     |     |     |     |    |    |     |               |                                     |
| Total . . . . .   | 5,195                         | 255  | 1,085 | 1,398 | 995 | 495 | 320 | 214 | 113 | 77 | 50 | 79  | 114           | 14,488                              |
| 10 - 14 . . . . .   | -                             | -  | -     | -     | -   | -   | -   | -   | -   | -  | -  | -   | -             | -                                   |
| 15 - 19 . . . . .   | 40                            | 10   | 25    | 3     | -   | -   | -   | -   | -   | -  | -  | -   | 2             | 31                                  |
| 20 - 24 . . . . .   | 286                           | 44   | 154   | 57    | 10  | 1   | -   | -   | -   | -  | -  | -   | 20            | 302                                 |
| 25 - 29 . . . . .   | 672                           | 67   | 308   | 209   | 57  | 10  | 7   | 1   | -   | -  | -  | -   | 13            | 978                                 |
| 30 - 34 . . . . .   | 851                           | 44   | 253   | 344   | 144 | 38  | 11  | 2   | -   | -  | -  | -   | 15            | 1,592                               |
| 35 - 39 . . . . .   | 739                           | 26   | 134   | 272   | 189 | 69  | 17  | 8   | 2   | 3  | 1  | -   | 18            | 1,701                               |
| 40 - 44 . . . . .   | 719                           | 17   | 81    | 207   | 221 | 96  | 47  | 17  | 8   | 3  | 3  | 3   | 16            | 2,019                               |
| 45 - 49 . . . . .   | 631                           | 9  | 58    | 160   | 169 | 90  | 74  | 37  | 14  | 6  | 3  | 2   | 9             | 2,030                               |
| 50 - 54 . . . . .   | 504                           | 12   | 38    | 81    | 119 | 95  | 63  | 50  | 20  | 9  | 3  | 6   | 8             | 1,854                               |
| 55 - 59 . . . . .   | 324                           | 6  | 11    | 29    | 52  | 54  | 51  | 48  | 19  | 25 | 12 | 13  | 4             | 1,562                               |
| 60 - 64 . . . . .   | 182                           | 11   | 9     | 16    | 21  | 20  | 26  | 20  | 21  | 14 | 8  | 13  | 3             | 904                                 |
| 65 - 69 . . . . .   | 134                           | 6  | 8     | 12    | 7   | 13  | 10  | 23  | 14  | 9  | 11 | 18  | 3             | 783                                 |
| 70 - 74 . . . . .   | 68                            | 2  | 1     | 5     | 2   | 5   | 7   | 5   | 11  | 7  | 4  | 16  | 3             | 461                                 |
| 75+ . . . . .   | 45                            | 1  | 5     | 3     | 4   | 4   | 7   | 3   | 4   | 1  | 5  | 8   | -             | 271                                 |
| 1. Managers   |                               |  |       |       |     |     |     |     |     |    |    |     |               |                                     |
| Total . . . . .   | 152                           | 10   | 42    | 50    | 25  | 9   | 6   | 2   | 1   | 1  | -  | 1   | 5             | 322                                 |
| 10 - 14 . . . . .   | -                             | -  | -     | -     | -   | -   | -   | -   | -   | -  | -  | -   | -             | -                                   |
| 15 - 19 . . . . .   | -                             | -  | -     | -     | -   | -   | -   | -   | -   | -  | -  | -   | -             | -                                   |
| 20 - 24 . . . . .   | 6                             | -  | 5     | 1     | -   | -   | -   | -   | -   | -  | -  | -   | -             | 7                                   |
| 25 - 29 . . . . .   | 11                            | 2  | 6     | 2     | 1   | -   | -   | -   | -   | -  | -  | -   | -             | 13                                  |
| 30 - 34 . . . . .   | 29                            | 1  | 13    | 10    | 4   | -   | -   | -   | -   | -  | -  | -   | 1             | 45                                  |
| 35 - 39 . . . . .   | 20                            | 2  | 6     | 8     | 3   | 1   | -   | -   | -   | -  | -  | -   | -             | 35                                  |
| 40 - 44 . . . . .   | 16                            | -  | 3     | 6     | 6   | -   | 1   | -   | -   | -  | -  | -   | -             | 38                                  |
| 45 - 49 . . . . .   | 29                            | 1  | 5     | 13    | 4   | 3   | 1   | -   | -   | -  | -  | -   | 2             | 60                                  |
| 50 - 54 . . . . .   | 20                            | 2  | 4     | 6     | 3   | 1   | 2   | -   | -   | -  | -  | -   | 1             | 46                                  |
| 55 - 59 . . . . .   | 9                             | -  | -     | 3     | 3   | 2   | -   | -   | -   | -  | -  | -   | 1             | 23                                  |
| 60 - 64 . . . . .   | 6                             | 1  | -     | 1     | 1   | 1   | -   | -   | 1   | -  | -  | -   | -             | 22                                  |
| 65 - 69 . . . . .   | 4                             | 1  | -     | -     | -   | 1   | -   | -   | 1   | -  | -  | 1   | -             | 24                                  |
| 70 - 74 . . . . .   | 1                             | -  | -     | -     | -   | 1   | -   | -   | -   | -  | -  | -   | -             | 4                                   |
| 75+ . . . . .   | 1                             | -  | -     | -     | -   | -   | 1   | -   | -   | -  | -  | -   | -             | 5                                   |

Table F4 - Employed ever-married resident female population 10 years of age and over by age, number of children ever born alive and major occupational group

| Country, Island,<br>Major occupational group<br>and Age<br>(in years) | Total<br>female<br>population | Female population with indicated number of children born alive |     |     |    |    |    |   |   |   |   |     |               | No. of<br>children<br>born<br>alive |
|---|-------------------------------|--|-----|-----|----|----|----|---|---|---|---|-----|---------------|-------------------------------------|
|   |                               | 0  | 1   | 2   | 3  | 4  | 5  | 6 | 7 | 8 | 9 | 10+ | Not<br>Stated |                                     |
| ISLAND OF RODRIGUES   |                               |  |     |     |    |    |    |   |   |   |   |     |               |                                     |
| 2. Professionals  |                               |  |     |     |    |    |    |   |   |   |   |     |               |                                     |
| Total . . . . .   | 384                           | 40   | 115 | 108 | 67 | 25 | 13 | 4 | 2 | 1 | - | -   | 9             | 743                                 |
| 10 - 14 . . . . .   | -                             | -  | -   | -   | -  | -  | -  | - | - | - | - | -   | -             | -                                   |
| 15 - 19 . . . . .   | -                             | -  | -   | -   | -  | -  | -  | - | - | - | - | -   | -             | -                                   |
| 20 - 24 . . . . .   | 27                            | 9  | 12  | 1   | -  | -  | -  | - | - | - | - | -   | 5             | 14                                  |
| 25 - 29 . . . . .   | 56                            | 11   | 37  | 6   | 2  | -  | -  | - | - | - | - | -   | -             | 55                                  |
| 30 - 34 . . . . .   | 100                           | 11   | 45  | 31  | 10 | 2  | -  | - | - | - | - | -   | 1             | 145                                 |
| 35 - 39 . . . . .   | 46                            | 2  | 8   | 23  | 8  | 2  | 1  | - | - | - | - | -   | 2             | 91                                  |
| 40 - 44 . . . . .   | 54                            | 1  | 6   | 25  | 14 | 6  | 2  | - | - | - | - | -   | -             | 132                                 |
| 45 - 49 . . . . .   | 30                            | 1  | 2   | 11  | 9  | 2  | 3  | 1 | - | - | - | -   | 1             | 80                                  |
| 50 - 54 . . . . .   | 45                            | 2  | 4   | 8   | 14 | 9  | 5  | 1 | 2 | - | - | -   | -             | 143                                 |
| 55 - 59 . . . . .   | 21                            | 1  | 1   | 3   | 9  | 4  | 1  | 2 | - | - | - | -   | -             | 67                                  |
| 60 - 64 . . . . .   | 5                             | 2  | -   | -   | 1  | -  | 1  | - | - | 1 | - | -   | -             | 16                                  |
| 65 - 69 . . . . .   | -                             | -  | -   | -   | -  | -  | -  | - | - | - | - | -   | -             | -                                   |
| 70 - 74 . . . . .   | -                             | -  | -   | -   | -  | -  | -  | - | - | - | - | -   | -             | -                                   |
| 75+ . . . . .   | -                             | -  | -   | -   | -  | -  | -  | - | - | - | - | -   | -             | -                                   |
| 3. Technicians and associate professionals                            |                               |  |     |     |    |    |    |   |   |   |   |     |               |                                     |
| Total . . . . .   | 284                           | 19   | 77  | 105 | 56 | 7  | 6  | 6 | 1 | - | - | -   | 7             | 556                                 |
| 10 - 14 . . . . .   | -                             | -  | -   | -   | -  | -  | -  | - | - | - | - | -   | -             | -                                   |
| 15 - 19 . . . . .   | -                             | -  | -   | -   | -  | -  | -  | - | - | - | - | -   | -             | -                                   |
| 20 - 24 . . . . .   | 14                            | 3  | 11  | -   | -  | -  | -  | - | - | - | - | -   | -             | 11                                  |
| 25 - 29 . . . . .   | 42                            | 8  | 17  | 14  | 1  | -  | -  | - | - | - | - | -   | 2             | 48                                  |
| 30 - 34 . . . . .   | 47                            | 5  | 16  | 21  | 4  | -  | 1  | - | - | - | - | -   | -             | 75                                  |
| 35 - 39 . . . . .   | 62                            | 1  | 15  | 23  | 18 | 1  | 2  | - | - | - | - | -   | 2             | 129                                 |
| 40 - 44 . . . . .   | 52                            | 1  | 10  | 22  | 16 | -  | -  | - | - | - | - | -   | 3             | 102                                 |
| 45 - 49 . . . . .   | 32                            | -  | 5   | 12  | 10 | 3  | 1  | 1 | - | - | - | -   | -             | 82                                  |
| 50 - 54 . . . . .   | 22                            | -  | 2   | 9   | 5  | 2  | 1  | 3 | - | - | - | -   | -             | 66                                  |
| 55 - 59 . . . . .   | 8                             | 1  | 1   | 3   | 2  | -  | 1  | - | - | - | - | -   | -             | 18                                  |
| 60 - 64 . . . . .   | 3                             | -  | -   | 1   | -  | 1  | -  | 1 | - | - | - | -   | -             | 12                                  |
| 65 - 69 . . . . .   | 2                             | -  | -   | -   | -  | -  | -  | 1 | 1 | - | - | -   | -             | 13                                  |
| 70 - 74 . . . . .   | -                             | -  | -   | -   | -  | -  | -  | - | - | - | - | -   | -             | -                                   |
| 75+ . . . . .   | -                             | -  | -   | -   | -  | -  | -  | - | - | - | - | -   | -             | -                                   |
| 4. Clerical support workers   |                               |  |     |     |    |    |    |   |   |   |   |     |               |                                     |
| Total . . . . .   | 283                           | 31   | 109 | 97  | 26 | 10 | 4  | - | - | - | - | -   | 6             | 441                                 |
| 10 - 14 . . . . .   | -                             | -  | -   | -   | -  | -  | -  | - | - | - | - | -   | -             | -                                   |
| 15 - 19 . . . . .   | 2                             | 1  | 1   | -   | -  | -  | -  | - | - | - | - | -   | -             | 1                                   |
| 20 - 24 . . . . .   | 29                            | 10   | 16  | 2   | -  | -  | -  | - | - | - | - | -   | 1             | 20                                  |
| 25 - 29 . . . . .   | 82                            | 14   | 46  | 21  | 1  | -  | -  | - | - | - | - | -   | -             | 91                                  |
| 30 - 34 . . . . .   | 69                            | 1  | 21  | 33  | 10 | 1  | -  | - | - | - | - | -   | 3             | 121                                 |
| 35 - 39 . . . . .   | 51                            | 2  | 13  | 26  | 7  | 1  | -  | - | - | - | - | -   | 2             | 90                                  |
| 40 - 44 . . . . .   | 23                            | -  | 9   | 7   | 4  | 2  | 1  | - | - | - | - | -   | -             | 48                                  |
| 45 - 49 . . . . .   | 8                             | -  | 1   | 3   | 1  | 1  | 2  | - | - | - | - | -   | -             | 24                                  |
| 50 - 54 . . . . .   | 14                            | 2  | 1   | 4   | 3  | 4  | -  | - | - | - | - | -   | -             | 34                                  |
| 55 - 59 . . . . .   | 2                             | -  | -   | 1   | -  | -  | 1  | - | - | - | - | -   | -             | 7                                   |
| 60 - 64 . . . . .   | 3                             | 1  | 1   | -   | -  | 1  | -  | - | - | - | - | -   | -             | 5                                   |
| 65 - 69 . . . . .   | -                             | -  | -   | -   | -  | -  | -  | - | - | - | - | -   | -             | -                                   |
| 70 - 74 . . . . .   | -                             | -  | -   | -   | -  | -  | -  | - | - | - | - | -   | -             | -                                   |
| 75+ . . . . .   | -                             | -  | -   | -   | -  | -  | -  | - | - | - | - | -   | -             | -                                   |

Table F4 - Employed ever-married resident female population 10 years of age and over by age, number of children ever born alive and major occupational group

| Country, Island,<br>Major occupational group<br>and Age<br>(in years) | Total<br>female<br>population | Female population with indicated number of children born alive |     |     |     |     |     |     |    |    |    |     |               | No. of<br>children<br>born<br>alive |
|---|-------------------------------|--|-----|-----|-----|-----|-----|-----|----|----|----|-----|---------------|-------------------------------------|
|   |                               | 0  | 1   | 2   | 3   | 4   | 5   | 6   | 7  | 8  | 9  | 10+ | Not<br>Stated |                                     |
| ISLAND OF RODRIGUES   |                               |  |     |     |     |     |     |     |    |    |    |     |               |                                     |
| 5. Service & sales workers  |                               |  |     |     |     |     |     |     |    |    |    |     |               |                                     |
| Total . . . . .   | 980                           | 58   | 268 | 292 | 162 | 71  | 42  | 25  | 17 | 3  | 5  | 9   | 28            | 2,272                               |
| 10 - 14 . . . . .   | -                             | -  | -   | -   | -   | -   | -   | -   | -  | -  | -  | -   | -             | -                                   |
| 15 - 19 . . . . .   | 12                            | 3  | 9   | -   | -   | -   | -   | -   | -  | -  | -  | -   | -             | 9                                   |
| 20 - 24 . . . . .   | 86                            | 14   | 47  | 17  | -   | -   | -   | -   | -  | -  | -  | -   | 8             | 81                                  |
| 25 - 29 . . . . .   | 184                           | 21   | 92  | 56  | 9   | 2   | -   | -   | -  | -  | -  | -   | 4             | 239                                 |
| 30 - 34 . . . . .   | 155                           | 7  | 53  | 66  | 24  | 2   | 1   | -   | -  | -  | -  | -   | 2             | 270                                 |
| 35 - 39 . . . . .   | 134                           | 6  | 27  | 51  | 29  | 13  | 1   | 2   | -  | -  | -  | -   | 5             | 285                                 |
| 40 - 44 . . . . .   | 126                           | 2  | 13  | 42  | 37  | 13  | 7   | 4   | 3  | -  | 1  | -   | 4             | 349                                 |
| 45 - 49 . . . . .   | 97                            | 3  | 17  | 28  | 17  | 13  | 12  | 4   | 2  | -  | 1  | -   | -             | 283                                 |
| 50 - 54 . . . . .   | 79                            | -  | 5   | 14  | 28  | 12  | 7   | 5   | 4  | -  | -  | 1   | 3             | 268                                 |
| 55 - 59 . . . . .   | 41                            | 1  | 2   | 6   | 8   | 8   | 6   | 4   | 1  | 1  | -  | 3   | 1             | 169                                 |
| 60 - 64 . . . . .   | 28                            | -  | 2   | 5   | 6   | 3   | 4   | 2   | 2  | 1  | 2  | 1   | -             | 124                                 |
| 65 - 69 . . . . .   | 22                            | 1  | -   | 5   | 3   | 4   | -   | 3   | 2  | 1  | -  | 2   | 1             | 101                                 |
| 70 - 74 . . . . .   | 9                             | -  | -   | 1   | -   | -   | 2   | 1   | 2  | -  | 1  | 2   | -             | 67                                  |
| 75+ . . . . .   | 7                             | -  | 1   | 1   | 1   | 1   | 2   | -   | 1  | -  | -  | -   | -             | 27                                  |
| 6. Skilled agricultural, forestry<br>& fishery workers                |                               |  |     |     |     |     |     |     |    |    |    |     |               |                                     |
| Total . . . . .   | 1,836                         | 45   | 224 | 395 | 368 | 243 | 174 | 134 | 73 | 52 | 38 | 61  | 29            | 6,738                               |
| 10 - 14 . . . . .   | -                             | -  | -   | -   | -   | -   | -   | -   | -  | -  | -  | -   | -             | -                                   |
| 15 - 19 . . . . .   | 16                            | 3  | 12  | 1   | -   | -   | -   | -   | -  | -  | -  | -   | -             | 14                                  |
| 20 - 24 . . . . .   | 68                            | 2  | 32  | 23  | 6   | 1   | -   | -   | -  | -  | -  | -   | 4             | 100                                 |
| 25 - 29 . . . . .   | 155                           | 4  | 50  | 64  | 22  | 7   | 4   | -   | -  | -  | -  | -   | 4             | 292                                 |
| 30 - 34 . . . . .   | 236                           | 10   | 47  | 98  | 52  | 21  | 6   | 1   | -  | -  | -  | -   | 1             | 519                                 |
| 35 - 39 . . . . .   | 200                           | 3  | 23  | 70  | 55  | 30  | 5   | 4   | 1  | 2  | 1  | -   | 6             | 529                                 |
| 40 - 44 . . . . .   | 237                           | 7  | 13  | 49  | 80  | 45  | 22  | 9   | 4  | 2  | 2  | 2   | 2             | 779                                 |
| 45 - 49 . . . . .   | 241                           | 1  | 14  | 40  | 70  | 44  | 39  | 18  | 7  | 4  | 1  | 1   | 2             | 883                                 |
| 50 - 54 . . . . .   | 228                           | 4  | 17  | 25  | 45  | 46  | 35  | 31  | 11 | 5  | 3  | 4   | 2             | 933                                 |
| 55 - 59 . . . . .   | 169                           | 1  | 3   | 7   | 20  | 27  | 33  | 33  | 13 | 16 | 8  | 7   | 1             | 916                                 |
| 60 - 64 . . . . .   | 103                           | 5  | 3   | 6   | 9   | 11  | 13  | 14  | 16 | 9  | 5  | 10  | 2             | 573                                 |
| 65 - 69 . . . . .   | 97                            | 4  | 6   | 7   | 4   | 5   | 9   | 18  | 10 | 7  | 10 | 15  | 2             | 604                                 |
| 70 - 74 . . . . .   | 52                            | 1  | 1   | 3   | 2   | 3   | 4   | 4   | 8  | 6  | 3  | 14  | 3             | 364                                 |
| 75+ . . . . .   | 34                            | -  | 3   | 2   | 3   | 3   | 4   | 2   | 3  | 1  | 5  | 8   | -             | 232                                 |

Table F4 - Employed ever-married resident female population 10 years of age and over by age, number of children ever born alive and major occupational group

| Country, Island,<br>Major occupational group<br>and Age<br>(in years) | Total<br>female<br>population | Female population with indicated number of children born alive |    |     |    |    |    |    |   |   |   |     |               | No. of<br>children<br>born<br>alive |
|---|-------------------------------|--|----|-----|----|----|----|----|---|---|---|-----|---------------|-------------------------------------|
|   |                               | 0  | 1  | 2   | 3  | 4  | 5  | 6  | 7 | 8 | 9 | 10+ | Not<br>Stated |                                     |
| ISLAND OF RODRIGUES   |                               |  |    |     |    |    |    |    |   |   |   |     |               |                                     |
| 7. Craft and related trades workers                                   |                               |  |    |     |    |    |    |    |   |   |   |     |               |                                     |
| Total . . . . .   | 390                           | 25   | 71 | 106 | 91 | 35 | 22 | 18 | 3 | 7 | - | 2   | 10            | 1,011                               |
| 10 - 14 . . . . .   | -                             | -  | -  | -   | -  | -  | -  | -  | - | - | - | -   | -             | -                                   |
| 15 - 19 . . . . .   | 5                             | 2  | 1  | 1   | -  | -  | -  | -  | - | - | - | -   | 1             | 3                                   |
| 20 - 24 . . . . .   | 16                            | 1  | 11 | 3   | 1  | -  | -  | -  | - | - | - | -   | -             | 20                                  |
| 25 - 29 . . . . .   | 35                            | 3  | 13 | 14  | 2  | 1  | -  | 1  | - | - | - | -   | 1             | 57                                  |
| 30 - 34 . . . . .   | 63                            | 4  | 13 | 27  | 11 | 4  | -  | -  | - | - | - | -   | 4             | 116                                 |
| 35 - 39 . . . . .   | 68                            | 3  | 16 | 16  | 28 | 2  | 3  | -  | - | - | - | -   | -             | 155                                 |
| 40 - 44 . . . . .   | 58                            | 3  | 10 | 17  | 13 | 9  | 1  | 2  | - | - | - | -   | 3             | 136                                 |
| 45 - 49 . . . . .   | 62                            | 2  | 1  | 15  | 23 | 10 | 6  | 2  | 1 | - | - | 1   | 1             | 199                                 |
| 50 - 54 . . . . .   | 40                            | 1  | 3  | 9   | 8  | 4  | 8  | 5  | - | 2 | - | -   | -             | 147                                 |
| 55 - 59 . . . . .   | 21                            | 2  | 1  | 2   | 3  | 4  | 1  | 4  | 1 | 2 | - | 1   | -             | 92                                  |
| 60 - 64 . . . . .   | 14                            | 2  | 2  | 1   | 2  | -  | 2  | 2  | 1 | 2 | - | -   | -             | 55                                  |
| 65 - 69 . . . . .   | 3                             | -  | -  | -   | -  | 1  | -  | 1  | - | 1 | - | -   | -             | 18                                  |
| 70 - 74 . . . . .   | 3                             | 1  | -  | 1   | -  | -  | 1  | -  | - | - | - | -   | -             | 7                                   |
| 75+ . . . . .   | 2                             | 1  | -  | -   | -  | -  | -  | 1  | - | - | - | -   | -             | 6                                   |
| 8. Plant and machine operators<br>and assemblers                      |                               |  |    |     |    |    |    |    |   |   |   |     |               |                                     |
| Total . . . . .   | 44                            | 5  | 6  | 11  | 10 | 4  | 2  | 2  | 2 | - | 1 | -   | 1             | 119                                 |
| 10 - 14 . . . . .   | -                             | -  | -  | -   | -  | -  | -  | -  | - | - | - | -   | -             | -                                   |
| 15 - 19 . . . . .   | -                             | -  | -  | -   | -  | -  | -  | -  | - | - | - | -   | -             | -                                   |
| 20 - 24 . . . . .   | 2                             | 1  | 1  | -   | -  | -  | -  | -  | - | - | - | -   | -             | 1                                   |
| 25 - 29 . . . . .   | 4                             | 1  | 3  | -   | -  | -  | -  | -  | - | - | - | -   | -             | 3                                   |
| 30 - 34 . . . . .   | 4                             | -  | -  | 2   | -  | 1  | -  | 1  | - | - | - | -   | -             | 14                                  |
| 35 - 39 . . . . .   | 10                            | 2  | 1  | 3   | 2  | 1  | -  | 1  | - | - | - | -   | -             | 23                                  |
| 40 - 44 . . . . .   | 9                             | 1  | 1  | 3   | 2  | 1  | 1  | -  | - | - | - | -   | -             | 22                                  |
| 45 - 49 . . . . .   | 7                             | -  | -  | 2   | 3  | -  | -  | -  | 1 | - | 1 | -   | -             | 29                                  |
| 50 - 54 . . . . .   | 1                             | -  | -  | -   | -  | 1  | -  | -  | - | - | - | -   | -             | 4                                   |
| 55 - 59 . . . . .   | 5                             | -  | -  | 1   | 3  | -  | 1  | -  | - | - | - | -   | -             | 16                                  |
| 60 - 64 . . . . .   | 1                             | -  | -  | -   | -  | -  | -  | -  | - | - | - | -   | 1             | -                                   |
| 65 - 69 . . . . .   | -                             | -  | -  | -   | -  | -  | -  | -  | - | - | - | -   | -             | -                                   |
| 70 - 74 . . . . .   | 1                             | -  | -  | -   | -  | -  | -  | -  | 1 | - | - | -   | -             | 7                                   |
| 75+ . . . . .   | -                             | -  | -  | -   | -  | -  | -  | -  | - | - | - | -   | -             | -                                   |

Table F4 - Employed ever-married resident female population 10 years of age and over by age, number of children ever born alive and major occupational group

| Country, Island,<br>Major occupational group<br>and Age<br>(in years) | Total<br>female<br>population | Female population with indicated number of children born alive |     |     |     |    |    |    |    |    |   |     |               | No. of<br>children<br>born<br>alive |
|---|-------------------------------|--|-----|-----|-----|----|----|----|----|----|---|-----|---------------|-------------------------------------|
|   |                               | 0  | 1   | 2   | 3   | 4  | 5  | 6  | 7  | 8  | 9 | 10+ | Not<br>Stated |                                     |
| ISLAND OF RODRIGUES   |                               |  |     |     |     |    |    |    |    |    |   |     |               |                                     |
| 9. Elementary occupations   |                               |  |     |     |     |    |    |    |    |    |   |     |               |                                     |
| Total . . . . .   | 838                           | 22   | 172 | 233 | 188 | 91 | 51 | 23 | 14 | 13 | 6 | 6   | 19            | 2,277                               |
| 10 - 14 . . . . .   | -                             | -  | -   | -   | -   | -  | -  | -  | -  | -  | - | -   | -             | -                                   |
| 15 - 19 . . . . .   | 5                             | 1  | 2   | 1   | -   | -  | -  | -  | -  | -  | - | -   | 1             | 4                                   |
| 20 - 24 . . . . .   | 38                            | 4  | 19  | 10  | 3   | -  | -  | -  | -  | -  | - | -   | 2             | 48                                  |
| 25 - 29 . . . . .   | 102                           | 3  | 44  | 31  | 19  | -  | 3  | -  | -  | -  | - | -   | 2             | 178                                 |
| 30 - 34 . . . . .   | 147                           | 5  | 45  | 56  | 28  | 7  | 3  | -  | -  | -  | - | -   | 3             | 284                                 |
| 35 - 39 . . . . .   | 147                           | 5  | 24  | 52  | 39  | 18 | 5  | 1  | 1  | 1  | - | -   | 1             | 363                                 |
| 40 - 44 . . . . .   | 143                           | 2  | 16  | 36  | 48  | 20 | 12 | 2  | 1  | 1  | - | 1   | 4             | 410                                 |
| 45 - 49 . . . . .   | 125                           | 1  | 13  | 36  | 32  | 14 | 10 | 11 | 3  | 2  | - | -   | 3             | 390                                 |
| 50 - 54 . . . . .   | 55                            | 1  | 2   | 6   | 13  | 16 | 6  | 3  | 3  | 2  | - | 1   | 2             | 213                                 |
| 55 - 59 . . . . .   | 48                            | -  | 3   | 3   | 4   | 9  | 7  | 5  | 4  | 6  | 4 | 2   | 1             | 254                                 |
| 60 - 64 . . . . .   | 19                            | -  | 1   | 2   | 2   | 3  | 5  | 1  | 2  | -  | 1 | 2   | -             | 97                                  |
| 65 - 69 . . . . .   | 6                             | -  | 2   | -   | -   | 3  | -  | -  | -  | -  | 1 | -   | -             | 23                                  |
| 70 - 74 . . . . .   | 2                             | -  | -   | -   | -   | 1  | -  | -  | -  | 1  | - | -   | -             | 12                                  |
| 75+ . . . . .   | 1                             | -  | 1   | -   | -   | -  | -  | -  | -  | -  | - | -   | -             | 1                                   |
| 10. Not stated  |                               |  |     |     |     |    |    |    |    |    |   |     |               |                                     |
| Total . . . . .   | 4                             | -  | 1   | 1   | 2   | -  | -  | -  | -  | -  | - | -   | -             | 9                                   |
| 10 - 14 . . . . .   | -                             | -  | -   | -   | -   | -  | -  | -  | -  | -  | - | -   | -             | -                                   |
| 15 - 19 . . . . .   | -                             | -  | -   | -   | -   | -  | -  | -  | -  | -  | - | -   | -             | -                                   |
| 20 - 24 . . . . .   | -                             | -  | -   | -   | -   | -  | -  | -  | -  | -  | - | -   | -             | -                                   |
| 25 - 29 . . . . .   | 1                             | -  | -   | 1   | -   | -  | -  | -  | -  | -  | - | -   | -             | 2                                   |
| 30 - 34 . . . . .   | 1                             | -  | -   | -   | 1   | -  | -  | -  | -  | -  | - | -   | -             | 3                                   |
| 35 - 39 . . . . .   | 1                             | -  | 1   | -   | -   | -  | -  | -  | -  | -  | - | -   | -             | 1                                   |
| 40 - 44 . . . . .   | 1                             | -  | -   | -   | 1   | -  | -  | -  | -  | -  | - | -   | -             | 3                                   |
| 45 - 49 . . . . .   | -                             | -  | -   | -   | -   | -  | -  | -  | -  | -  | - | -   | -             | -                                   |
| 50 - 54 . . . . .   | -                             | -  | -   | -   | -   | -  | -  | -  | -  | -  | - | -   | -             | -                                   |
| 55 - 59 . . . . .   | -                             | -  | -   | -   | -   | -  | -  | -  | -  | -  | - | -   | -             | -                                   |
| 60 - 64 . . . . .   | -                             | -  | -   | -   | -   | -  | -  | -  | -  | -  | - | -   | -             | -                                   |
| 65 - 69 . . . . .   | -                             | -  | -   | -   | -   | -  | -  | -  | -  | -  | - | -   | -             | -                                   |
| 70 - 74 . . . . .   | -                             | -  | -   | -   | -   | -  | -  | -  | -  | -  | - | -   | -             | -                                   |
| 75+ . . . . .   | -                             | -  | -   | -   | -   | -  | -  | -  | -  | -  | - | -   | -             | -                                   |

Table F5 - Female resident population 10 years of age and over, currently married only once, by age at marriage, duration of marriage and number of children ever born alive

| Country, Island,<br>Age at marriage (in years) and<br>duration of marriage (in years) | Total<br>female<br>population | Female population with indicated number of children born alive |        |         |        |        |       |       |       |       |     |     |               | No. of<br>children<br>born<br>alive |
|---|-------------------------------|--|--------|---------|--------|--------|-------|-------|-------|-------|-----|-----|---------------|-------------------------------------|
|   |                               | 0  | 1      | 2       | 3      | 4      | 5     | 6     | 7     | 8     | 9   | 10+ | Not<br>Stated |                                     |
| REPUBLIC OF MAURITIUS   |                               |  |        |         |        |        |       |       |       |       |     |     |               |                                     |
| All ages at marriage  |                               |  |        |         |        |        |       |       |       |       |     |     |               |                                     |
| All durations . . . . .   | 267,477                       | 22,664   | 49,771 | 104,261 | 50,636 | 17,912 | 7,184 | 3,513 | 1,779 | 1,084 | 610 | 604 | 7,459         | 572,171                             |
| < 1 year. . . . .   | 3,780                         | 2,685  | 474    | 109     | -      | -      | -     | -     | -     | -     | -   | -   | -             | 512                                 |
| 1 year. . . . .   | 6,560                         | 3,556  | 2,167  | 195     | 18     | -      | -     | -     | -     | -     | -   | -   | -             | 624                                 |
| 2 years . . . . .   | 7,022                         | 2,506  | 3,503  | 466     | 47     | 11     | -     | -     | -     | -     | -   | -   | -             | 489                                 |
| 3 years . . . . .   | 6,436                         | 1,722  | 3,443  | 820     | 59     | 6      | -     | -     | -     | -     | -   | -   | -             | 386                                 |
| 4 years . . . . .   | 6,512                         | 1,285  | 3,468  | 1,317   | 115    | 13     | 3     | -     | -     | -     | -   | -   | -             | 311                                 |
| 5 years . . . . .   | 7,157                         | 1,169  | 3,558  | 1,901   | 204    | 27     | 5     | -     | -     | -     | -   | -   | -             | 293                                 |
| 6 years . . . . .   | 7,018                         | 1,001  | 3,096  | 2,313   | 328    | 27     | 5     | 4     | 4     | -     | -   | -   | -             | 240                                 |
| 7 years . . . . .   | 6,546                         | 726  | 2,597  | 2,520   | 425    | 61     | 9     | 1     | 4     | 2     | -   | -   | -             | 201                                 |
| 8 years . . . . .   | 6,479                         | 565  | 2,195  | 2,882   | 546    | 73     | 21    | 4     | 4     | 3     | -   | -   | -             | 186                                 |
| 9 years . . . . .   | 6,360                         | 441  | 1,798  | 3,186   | 642    | 90     | 9     | 4     | 1     | 2     | -   | 2   | 185           | 10,568                              |
| 10 years. . . . .   | 7,454                         | 588  | 1,877  | 3,719   | 914    | 135    | 29    | 10    | 2     | -     | -   | -   | 180           | 12,816                              |
| 11 years. . . . .   | 7,188                         | 486  | 1,552  | 3,793   | 976    | 158    | 30    | 6     | 3     | 2     | -   | -   | 182           | 12,921                              |
| 12 years. . . . .   | 7,027                         | 413  | 1,388  | 3,758   | 1,096  | 167    | 33    | 6     | 3     | 5     | 1   | -   | 157           | 13,131                              |
| 13 years. . . . .   | 6,949                         | 418  | 1,212  | 3,727   | 1,169  | 221    | 44    | 11    | 3     | 1     | 3   | -   | 140           | 13,399                              |
| 14 years. . . . .   | 6,854                         | 343  | 1,107  | 3,694   | 1,263  | 213    | 55    | 11    | 10    | 4     | -   | 1   | 153           | 13,591                              |
| 15 - 19 years . . . . .   | 35,574                        | 1,592  | 5,173  | 18,541  | 7,506  | 1,508  | 341   | 90    | 36    | 26    | 18  | 2   | 741           | 73,701                              |
| 20 - 24 years . . . . .   | 36,130                        | 1,119  | 4,095  | 18,360  | 8,848  | 2,185  | 530   | 186   | 72    | 28    | 18  | 9   | 680           | 80,849                              |
| 25 - 29 years . . . . .   | 27,334                        | 697  | 2,630  | 12,832  | 7,517  | 2,173  | 627   | 224   | 75    | 45    | 18  | 12  | 484           | 65,192                              |
| 30+ years . . . . .   | 69,095                        | 1,352  | 4,438  | 20,127  | 18,963 | 10,844 | 5,443 | 2,956 | 1,562 | 966   | 552 | 577 | 1,315         | 219,953                             |
| Not stated. . . . .   | 2                             | -  | -      | 1       | -      | -      | -     | -     | -     | -     | -   | 1   | -             | 12                                  |
| < 15 years at marriage  |                               |  |        |         |        |        |       |       |       |       |     |     |               |                                     |
| All durations . . . . .   | 2,252                         | 59   | 225    | 378     | 394    | 366    | 233   | 203   | 125   | 90    | 63  | 72  | 44            | 8,993                               |
| < 1 year. . . . .   | 6                             | 4  | -      | -       | -      | -      | -     | -     | -     | -     | -   | -   | 2             | -                                   |
| 1 year. . . . .   | 27                            | 10   | 16     | -       | -      | -      | -     | -     | -     | -     | -   | -   | 1             | 16                                  |
| 2 years . . . . .   | 36                            | 5  | 29     | 2       | -      | -      | -     | -     | -     | -     | -   | -   | -             | 33                                  |
| 3 years . . . . .   | 31                            | 4  | 19     | 5       | 3      | -      | -     | -     | -     | -     | -   | -   | -             | 38                                  |
| 4 years . . . . .   | 32                            | 1  | 22     | 8       | -      | -      | -     | -     | -     | -     | -   | -   | 1             | 38                                  |
| 5 years . . . . .   | 28                            | 1  | 16     | 10      | -      | 1      | -     | -     | -     | -     | -   | -   | -             | 40                                  |
| 6 years . . . . .   | 25                            | 2  | 8      | 9       | 5      | 1      | -     | -     | -     | -     | -   | -   | -             | 45                                  |
| 7 years . . . . .   | 21                            | 1  | 6      | 10      | 4      | -      | -     | -     | -     | -     | -   | -   | -             | 38                                  |
| 8 years . . . . .   | 31                            | 2  | 6      | 10      | 9      | 3      | 1     | -     | -     | -     | -   | -   | -             | 70                                  |
| 9 years . . . . .   | 24                            | -  | 7      | 5       | 6      | 5      | -     | -     | -     | -     | -   | -   | 1             | 55                                  |
| 10 years. . . . .   | 24                            | 1  | 6      | 10      | 6      | 1      | -     | -     | -     | -     | -   | -   | -             | 48                                  |
| 11 years. . . . .   | 17                            | 2  | 4      | 4       | 7      | -      | -     | -     | -     | -     | -   | -   | -             | 33                                  |
| 12 years. . . . .   | 21                            | -  | 5      | 5       | 8      | 2      | -     | -     | -     | -     | -   | -   | 1             | 47                                  |
| 13 years. . . . .   | 18                            | 1  | 2      | 5       | 4      | 4      | 1     | -     | -     | -     | -   | -   | 1             | 45                                  |
| 14 years. . . . .   | 12                            | -  | 2      | 3       | 2      | 3      | 1     | 1     | -     | -     | -   | -   | -             | 37                                  |
| 15 - 19 years . . . . .   | 136                           | 7  | 20     | 53      | 31     | 19     | 1     | -     | 1     | 1     | -   | -   | 3             | 315                                 |
| 20 - 24 years . . . . .   | 123                           | 3  | 14     | 45      | 34     | 11     | 10    | 3     | 1     | -     | -   | -   | 2             | 325                                 |
| 25 - 29 years . . . . .   | 83                            | 1  | 5      | 22      | 29     | 16     | 4     | -     | 2     | -     | 1   | -   | 3             | 243                                 |
| 30+ years . . . . .   | 1,555                         | 14   | 38     | 171     | 246    | 300    | 215   | 199   | 121   | 89    | 62  | 71  | 29            | 7,515                               |
| Not stated. . . . .   | 2                             | -  | -      | 1       | -      | -      | -     | -     | -     | -     | -   | 1   | -             | 12                                  |

Table F5 - Female resident population 10 years of age and over, currently married only once, by age at marriage, duration of marriage and number of children ever born alive

| Country, Island,<br>Age at marriage (in years) and<br>duration of marriage (in years) | Total<br>female<br>population | Female population with indicated number of children born alive |        |        |        |       |       |       |       |     |     |     |               | No. of<br>children<br>born<br>alive |  |
|---|-------------------------------|--|--------|--------|--------|-------|-------|-------|-------|-----|-----|-----|---------------|-------------------------------------|--|
|   |                               | 0  | 1      | 2      | 3      | 4     | 5     | 6     | 7     | 8   | 9   | 10+ | Not<br>Stated |                                     |  |
| REPUBLIC OF MAURITIUS   |                               |  |        |        |        |       |       |       |       |     |     |     |               |                                     |  |
| 15 - 19 years at marriage   |                               |  |        |        |        |       |       |       |       |     |     |     |               |                                     |  |
| All durations . . . . .   | 86,188                        | 3,742  | 11,333 | 30,981 | 20,561 | 9,065 | 4,107 | 2,127 | 1,094 | 639 | 370 | 363 | 1,806         | 224,640                             |  |
| < 1 year. . . . .   | 816                           | 583  | 142    | 5      | -      | -     | -     | -     | -     | -   | -   | -   | 86            | 152                                 |  |
| 1 year. . . . .   | 1,592                         | 689  | 733    | 45     | -      | -     | -     | -     | -     | -   | -   | -   | 125           | 823                                 |  |
| 2 years . . . . .   | 1,652                         | 403  | 1,003  | 154    | 4      | 1     | -     | -     | -     | -   | -   | -   | 87            | 1,327                               |  |
| 3 years . . . . .   | 1,494                         | 255  | 888    | 276    | 17     | -     | -     | -     | -     | -   | -   | -   | 58            | 1,491                               |  |
| 4 years . . . . .   | 1,543                         | 219  | 814    | 420    | 42     | 4     | -     | -     | -     | -   | -   | -   | 44            | 1,796                               |  |
| 5 years . . . . .   | 1,639                         | 182  | 788    | 534    | 66     | 6     | -     | -     | -     | -   | -   | -   | 63            | 2,078                               |  |
| 6 years . . . . .   | 1,467                         | 119  | 616    | 572    | 107    | 10    | 1     | -     | 1     | -   | -   | -   | 41            | 2,133                               |  |
| 7 years . . . . .   | 1,432                         | 88   | 501    | 634    | 155    | 16    | 2     | -     | 1     | -   | -   | -   | 35            | 2,315                               |  |
| 8 years . . . . .   | 1,418                         | 48   | 405    | 714    | 175    | 27    | 12    | -     | 1     | 1   | -   | -   | 35            | 2,541                               |  |
| 9 years . . . . .   | 1,501                         | 54   | 348    | 793    | 220    | 33    | 5     | 1     | -     | -   | -   | -   | 47            | 2,757                               |  |
| 10 years. . . . .   | 1,781                         | 62   | 405    | 905    | 299    | 53    | 15    | 5     | -     | -   | -   | -   | 37            | 3,429                               |  |
| 11 years. . . . .   | 1,866                         | 78   | 322    | 994    | 346    | 72    | 10    | 4     | 3     | -   | -   | -   | 37            | 3,731                               |  |
| 12 years. . . . .   | 2,003                         | 54   | 317    | 1,094  | 407    | 71    | 16    | 4     | 1     | 2   | -   | -   | 37            | 4,137                               |  |
| 13 years. . . . .   | 2,176                         | 81   | 271    | 1,216  | 436    | 111   | 17    | 3     | 1     | 1   | 1   | -   | 38            | 4,582                               |  |
| 14 years. . . . .   | 2,191                         | 68   | 279    | 1,150  | 522    | 89    | 31    | 3     | 5     | 1   | -   | -   | 43            | 4,717                               |  |
| 15 - 19 years . . . . .   | 11,056                        | 209  | 1,049  | 5,758  | 2,921  | 717   | 150   | 53    | 11    | 6   | 11  | -   | 171           | 25,488                              |  |
| 20 - 24 years . . . . .   | 9,893                         | 117  | 623    | 4,698  | 3,026  | 892   | 241   | 83    | 30    | 14  | 6   | 6   | 157           | 24,806                              |  |
| 25 - 29 years . . . . .   | 8,774                         | 89   | 515    | 3,711  | 2,900  | 917   | 323   | 124   | 40    | 11  | 7   | 6   | 131           | 23,162                              |  |
| 30+ years . . . . .   | 31,894                        | 344  | 1,314  | 7,308  | 8,918  | 6,046 | 3,284 | 1,847 | 1,000 | 603 | 345 | 351 | 534           | 113,175                             |  |
| Not stated. . . . .   | -                             | -  | -      | -      | -      | -     | -     | -     | -     | -   | -   | -   | -             | -                                   |  |
| 20 - 24 years at marriage   |                               |  |        |        |        |       |       |       |       |     |     |     |               |                                     |  |
| All durations . . . . .   | 114,710                       | 8,589  | 21,706 | 49,009 | 21,871 | 6,510 | 2,170 | 892   | 414   | 251 | 139 | 135 | 3,024         | 235,252                             |  |
| < 1 year. . . . .   | 1,540                         | 1,094  | 205    | 34     | -      | -     | -     | -     | -     | -   | -   | -   | 207           | 273                                 |  |
| 1 year. . . . .   | 2,553                         | 1,429  | 822    | 64     | -      | -     | -     | -     | -     | -   | -   | -   | 238           | 950                                 |  |
| 2 years . . . . .   | 2,792                         | 1,063  | 1,358  | 164    | 16     | 3     | -     | -     | -     | -   | -   | -   | 188           | 1,746                               |  |
| 3 years . . . . .   | 2,504                         | 679  | 1,386  | 271    | 12     | 4     | -     | -     | -     | -   | -   | -   | 152           | 1,980                               |  |
| 4 years . . . . .   | 2,636                         | 485  | 1,484  | 488    | 39     | 5     | 1     | -     | -     | -   | -   | -   | 134           | 2,602                               |  |
| 5 years . . . . .   | 3,102                         | 490  | 1,605  | 793    | 71     | 13    | -     | -     | -     | -   | -   | -   | 130           | 3,456                               |  |
| 6 years . . . . .   | 3,184                         | 398  | 1,446  | 1,097  | 133    | 12    | 1     | 1     | 2     | -   | -   | -   | 94            | 4,112                               |  |
| 7 years . . . . .   | 2,997                         | 286  | 1,266  | 1,159  | 171    | 26    | 3     | -     | 1     | -   | -   | -   | 85            | 4,223                               |  |
| 8 years . . . . .   | 3,115                         | 227  | 1,117  | 1,419  | 243    | 28    | 3     | 2     | 1     | -   | -   | -   | 75            | 4,830                               |  |
| 9 years . . . . .   | 3,159                         | 166  | 928    | 1,653  | 295    | 35    | 1     | 3     | -     | 1   | -   | -   | 77            | 5,290                               |  |
| 10 years. . . . .   | 3,629                         | 199  | 912    | 1,960  | 416    | 60    | 9     | 1     | 2     | -   | -   | -   | 70            | 6,385                               |  |
| 11 years. . . . .   | 3,487                         | 145  | 763    | 1,980  | 444    | 66    | 12    | 1     | -     | 1   | -   | -   | 75            | 6,393                               |  |
| 12 years. . . . .   | 3,311                         | 141  | 654    | 1,888  | 487    | 62    | 12    | 1     | 1     | -   | 1   | -   | 64            | 6,221                               |  |
| 13 years. . . . .   | 3,117                         | 137  | 528    | 1,754  | 544    | 74    | 17    | 4     | 1     | -   | 2   | -   | 56            | 6,098                               |  |
| 14 years. . . . .   | 3,012                         | 94   | 444    | 1,761  | 536    | 82    | 17    | 5     | 4     | 3   | -   | -   | 66            | 6,069                               |  |
| 15 - 19 years . . . . .   | 14,549                        | 401  | 1,967  | 8,083  | 3,110  | 544   | 123   | 26    | 14    | 9   | 2   | 1   | 269           | 30,617                              |  |
| 20 - 24 years . . . . .   | 16,673                        | 344  | 1,670  | 8,900  | 4,226  | 930   | 192   | 67    | 30    | 10  | 8   | 1   | 295           | 37,604                              |  |
| 25 - 29 years . . . . .   | 12,785                        | 264  | 1,220  | 6,407  | 3,407  | 927   | 220   | 69    | 21    | 16  | 6   | 5   | 223           | 29,858                              |  |
| 30+ years . . . . .   | 26,565                        | 547  | 1,931  | 9,134  | 7,721  | 3,639 | 1,559 | 712   | 337   | 211 | 120 | 128 | 526           | 76,545                              |  |
| Not stated. . . . .   | -                             | -  | -      | -      | -      | -     | -     | -     | -     | -   | -   | -   | -             | -                                   |  |



Table F5 - Female resident population 10 years of age and over, currently married only once, by age at marriage, duration of marriage and number of children ever born alive

| Country, Island,<br>Age at marriage (in years) and<br>duration of marriage (in years) | Total<br>female<br>population | Female population with indicated number of children born alive |        |        |       |       |     |     |     |    |    |     |               | No. of<br>children<br>born<br>alive |
|---|-------------------------------|--|--------|--------|-------|-------|-----|-----|-----|----|----|-----|---------------|-------------------------------------|
|   |                               | 0  | 1      | 2      | 3     | 4     | 5   | 6   | 7   | 8  | 9  | 10+ | Not<br>Stated |                                     |
| REPUBLIC OF MAURITIUS   |                               |  |        |        |       |       |     |     |     |    |    |     |               |                                     |
| 25 - 29 years at marriage   |                               |  |        |        |       |       |     |     |     |    |    |     |               |                                     |
| All durations . . . . .   | 46,595                        | 5,743  | 11,389 | 18,800 | 6,428 | 1,554 | 533 | 203 | 110 | 66 | 27 | 28  | 1,714         | 80,216                              |
| < 1 year. . . . .   | 972                           | 698  | 85     | 29     | -     | -     | -   | -   | -   | -  | -  | -   | 160           | 143                                 |
| 1 year. . . . .   | 1,641                         | 984  | 426    | 42     | 5     | -     | -   | -   | -   | -  | -  | -   | 184           | 525                                 |
| 2 years . . . . .   | 1,796                         | 719  | 818    | 96     | 13    | 2     | -   | -   | -   | -  | -  | -   | 148           | 1,057                               |
| 3 years . . . . .   | 1,725                         | 522  | 903    | 175    | 13    | 1     | -   | -   | -   | -  | -  | -   | 111           | 1,296                               |
| 4 years . . . . .   | 1,674                         | 357  | 911    | 300    | 16    | 1     | 1   | -   | -   | -  | -  | -   | 88            | 1,568                               |
| 5 years . . . . .   | 1,770                         | 310  | 903    | 442    | 47    | 3     | 3   | -   | -   | -  | -  | -   | 62            | 1,955                               |
| 6 years . . . . .   | 1,681                         | 259  | 796    | 493    | 64    | 2     | 1   | 1   | 1   | -  | -  | -   | 64            | 2,000                               |
| 7 years . . . . .   | 1,494                         | 164  | 619    | 571    | 71    | 11    | 1   | 1   | 1   | 1  | -  | -   | 54            | 2,044                               |
| 8 years . . . . .   | 1,355                         | 141  | 466    | 591    | 91    | 11    | 3   | -   | -   | 1  | -  | -   | 51            | 1,988                               |
| 9 years . . . . .   | 1,222                         | 103  | 377    | 597    | 92    | 13    | 1   | -   | 1   | -  | -  | 1   | 37            | 1,921                               |
| 10 years. . . . .   | 1,288                         | 108  | 344    | 632    | 147   | 14    | 3   | 1   | -   | -  | -  | -   | 39            | 2,126                               |
| 11 years. . . . .   | 1,186                         | 100  | 276    | 612    | 136   | 12    | 5   | -   | -   | 1  | -  | -   | 44            | 1,989                               |
| 12 years. . . . .   | 1,094                         | 65   | 233    | 584    | 150   | 23    | 5   | -   | -   | 1  | -  | -   | 33            | 1,975                               |
| 13 years. . . . .   | 1,012                         | 69   | 221    | 527    | 142   | 18    | 6   | 2   | -   | -  | -  | -   | 27            | 1,815                               |
| 14 years. . . . .   | 1,041                         | 46   | 208    | 571    | 162   | 32    | 6   | 1   | -   | -  | -  | -   | 15            | 2,000                               |
| 15 - 19 years . . . . .   | 6,679                         | 352  | 1,237  | 3,528  | 1,154 | 165   | 50  | 5   | 6   | 3  | 3  | 1   | 175           | 12,798                              |
| 20 - 24 years . . . . .   | 7,105                         | 315  | 1,115  | 3,855  | 1,309 | 271   | 63  | 14  | 7   | 2  | 2  | 2   | 150           | 14,338                              |
| 25 - 29 years . . . . .   | 4,385                         | 165  | 597    | 2,202  | 983   | 240   | 60  | 21  | 8   | 14 | 2  | -   | 93            | 9,522                               |
| 30+ years . . . . .   | 7,475                         | 266  | 854    | 2,953  | 1,833 | 735   | 325 | 157 | 85  | 44 | 20 | 24  | 179           | 19,156                              |
| Not stated. . . . .   | -                             | -  | -      | -      | -     | -     | -   | -   | -   | -  | -  | -   | -             | -                                   |
| 30 - 34 years at marriage   |                               |  |        |        |       |       |     |     |     |    |    |     |               |                                     |
| All durations . . . . .   | 11,657                        | 2,013  | 3,429  | 4,086  | 1,133 | 314   | 92  | 58  | 22  | 19 | 7  | 4   | 480           | 17,475                              |
| < 1 year. . . . .   | 282                           | 198  | 29     | 19     | -     | -     | -   | -   | -   | -  | -  | -   | 36            | 67                                  |
| 1 year. . . . .   | 465                           | 263  | 118    | 31     | 5     | -     | -   | -   | -   | -  | -  | -   | 48            | 195                                 |
| 2 years . . . . .   | 473                           | 171  | 219    | 29     | 7     | -     | -   | -   | -   | -  | -  | -   | 47            | 298                                 |
| 3 years . . . . .   | 431                           | 125  | 199    | 65     | 8     | -     | -   | -   | -   | -  | -  | -   | 34            | 353                                 |
| 4 years . . . . .   | 364                           | 94   | 169    | 72     | 12    | -     | -   | -   | -   | -  | -  | -   | 17            | 349                                 |
| 5 years . . . . .   | 373                           | 65   | 180    | 94     | 13    | 2     | 1   | -   | -   | -  | -  | -   | 18            | 420                                 |
| 6 years . . . . .   | 375                           | 80   | 147    | 111    | 13    | 2     | -   | 1   | -   | -  | -  | -   | 21            | 422                                 |
| 7 years . . . . .   | 345                           | 66   | 122    | 115    | 19    | 7     | 1   | -   | 1   | -  | -  | -   | 14            | 449                                 |
| 8 years . . . . .   | 326                           | 49   | 124    | 117    | 22    | 2     | -   | 1   | 2   | 1  | -  | -   | 8             | 460                                 |
| 9 years . . . . .   | 260                           | 36   | 86     | 107    | 16    | 1     | -   | -   | -   | 1  | -  | -   | 13            | 360                                 |
| 10 years. . . . .   | 404                           | 65   | 120    | 168    | 30    | 5     | 1   | 1   | -   | -  | -  | -   | 14            | 577                                 |
| 11 years. . . . .   | 350                           | 46   | 108    | 146    | 36    | 4     | 1   | -   | -   | -  | -  | -   | 9             | 529                                 |
| 12 years. . . . .   | 345                           | 56   | 100    | 141    | 35    | 5     | -   | -   | -   | 1  | -  | -   | 7             | 515                                 |
| 13 years. . . . .   | 402                           | 49   | 122    | 174    | 38    | 8     | 1   | 1   | -   | -  | -  | -   | 9             | 627                                 |
| 14 years. . . . .   | 380                           | 47   | 119    | 161    | 35    | 5     | -   | -   | 1   | -  | -  | -   | 12            | 573                                 |
| 15 - 19 years . . . . .   | 2,122                         | 240  | 591    | 917    | 246   | 44    | 11  | 3   | 1   | 2  | 1  | -   | 66            | 3,444                               |
| 20 - 24 years . . . . .   | 1,684                         | 161  | 450    | 716    | 219   | 63    | 13  | 13  | 2   | 1  | 1  | -   | 45            | 2,965                               |
| 25 - 29 years . . . . .   | 1,006                         | 101  | 213    | 420    | 162   | 57    | 16  | 7   | 2   | 1  | 1  | 1   | 25            | 1,930                               |
| 30+ years . . . . .   | 1,270                         | 101  | 213    | 483    | 217   | 109   | 47  | 31  | 13  | 12 | 4  | 3   | 37            | 2,942                               |
| Not stated. . . . .   | -                             | -  | -      | -      | -     | -     | -   | -   | -   | -  | -  | -   | -             | -                                   |

Table F5 - Female resident population 10 years of age and over, currently married only once, by age at marriage, duration of marriage and number of children ever born alive

| Country, Island,<br>Age at marriage (in years) and<br>duration of marriage (in years) | Total<br>female<br>population | Female population with indicated number of children born alive |       |       |     |     |    |    |    |    |   |     |               | No. of<br>children<br>born<br>alive |
|---|-------------------------------|--|-------|-------|-----|-----|----|----|----|----|---|-----|---------------|-------------------------------------|
|   |                               | 0  | 1     | 2     | 3   | 4   | 5  | 6  | 7  | 8  | 9 | 10+ | Not<br>Stated |                                     |
| REPUBLIC OF MAURITIUS   |                               |  |       |       |     |     |    |    |    |    |   |     |               |                                     |
| 35+ years at marriage   |                               |  |       |       |     |     |    |    |    |    |   |     |               |                                     |
| All durations . . . . .   | 6,075                         | 2,518  | 1,689 | 1,007 | 249 | 103 | 49 | 30 | 14 | 19 | 4 | 2   | 391           | 5,595                               |
| < 1 year . . . . .  | 164                           | 108  | 13    | 22    | -   | -   | -  | -  | -  | -  | - | -   | 21            | 57                                  |
| 1 year . . . . .  | 282                           | 181  | 52    | 13    | 8   | -   | -  | -  | -  | -  | - | -   | 28            | 102                                 |
| 2 years . . . . .   | 273                           | 145  | 76    | 21    | 7   | 5   | -  | -  | -  | -  | - | -   | 19            | 159                                 |
| 3 years . . . . .   | 251                           | 137  | 48    | 28    | 6   | 1   | -  | -  | -  | -  | - | -   | 31            | 126                                 |
| 4 years . . . . .   | 263                           | 129  | 68    | 29    | 6   | 3   | 1  | -  | -  | -  | - | -   | 27            | 161                                 |
| 5 years . . . . .   | 245                           | 121  | 66    | 28    | 7   | 2   | 1  | -  | -  | -  | - | -   | 20            | 156                                 |
| 6 years . . . . .   | 286                           | 143  | 83    | 31    | 6   | -   | 2  | 1  | -  | -  | - | -   | 20            | 179                                 |
| 7 years . . . . .   | 257                           | 121  | 83    | 31    | 5   | 1   | 2  | -  | -  | 1  | - | -   | 13            | 182                                 |
| 8 years . . . . .   | 234                           | 98   | 77    | 31    | 6   | 2   | 2  | 1  | -  | -  | - | -   | 17            | 181                                 |
| 9 years . . . . .   | 194                           | 82   | 52    | 31    | 13  | 3   | 2  | -  | -  | -  | - | 1   | 10            | 185                                 |
| 10 years . . . . .  | 328                           | 153  | 90    | 44    | 16  | 2   | 1  | 2  | -  | -  | - | -   | 20            | 251                                 |
| 11 years . . . . .  | 282                           | 115  | 79    | 57    | 7   | 4   | 2  | 1  | -  | -  | - | -   | 17            | 246                                 |
| 12 years . . . . .  | 253                           | 97   | 79    | 46    | 9   | 4   | -  | 1  | -  | 2  | - | -   | 15            | 236                                 |
| 13 years . . . . .  | 224                           | 81   | 68    | 51    | 5   | 6   | 2  | 1  | 1  | -  | - | -   | 9             | 232                                 |
| 14 years . . . . .  | 218                           | 88   | 55    | 48    | 6   | 2   | -  | 1  | -  | -  | - | 1   | 17            | 195                                 |
| 15 - 19 years . . . . .   | 1,032                         | 383  | 309   | 202   | 44  | 19  | 6  | 3  | 3  | 5  | 1 | -   | 57            | 1,039                               |
| 20 - 24 years . . . . .   | 652                           | 179  | 223   | 146   | 34  | 18  | 11 | 6  | 2  | 1  | 1 | -   | 31            | 811                                 |
| 25 - 29 years . . . . .   | 301                           | 77   | 80    | 70    | 36  | 16  | 4  | 3  | 2  | 3  | 1 | -   | 9             | 477                                 |
| 30+ years . . . . .   | 336                           | 80   | 88    | 78    | 28  | 15  | 13 | 10 | 6  | 7  | 1 | -   | 10            | 620                                 |
| Not stated . . . . .  | -                             | -  | -     | -     | -   | -   | -  | -  | -  | -  | - | -   | -             | -                                   |
| Age at marriage not stated  |                               |  |       |       |     |     |    |    |    |    |   |     |               |                                     |
| Duration of marriage<br>not stated . . . . .  | 570                           | 96   | 89    | 119   | 75  | 38  | 17 | 14 | 6  | 4  | 2 | 3   | 107           | 998                                 |

Table F5 - Female resident population 10 years of age and over, currently married only once, by age at marriage, duration of marriage and number of children ever born alive

| Country, Island,<br>Age at marriage (in years) and<br>duration of marriage (in years) | Total<br>female<br>population | Female population with indicated number of children born alive |        |         |        |        |       |       |       |     |     |     |               | No. of<br>children<br>born<br>alive |
|---|-------------------------------|--|--------|---------|--------|--------|-------|-------|-------|-----|-----|-----|---------------|-------------------------------------|
|   |                               | 0  | 1      | 2       | 3      | 4      | 5     | 6     | 7     | 8   | 9   | 10+ | Not<br>Stated |                                     |
| ISLAND OF MAURITIUS   |                               |  |        |         |        |        |       |       |       |     |     |     |               |                                     |
| All ages at marriage  |                               |  |        |         |        |        |       |       |       |     |     |     |               |                                     |
| All durations . . . . .   | 260,345                       | 22,221   | 48,292 | 102,349 | 49,366 | 17,271 | 6,765 | 3,217 | 1,612 | 954 | 528 | 466 | 7,304         | 552,108                             |
| < 1 year. . . . .   | 3,673                         | 2,611  | 458    | 106     | -      | -      | -     | -     | -     | -   | -   | -   | 498           | 670                                 |
| 1 year. . . . .   | 6,320                         | 3,461  | 2,045  | 184     | 16     | -      | -     | -     | -     | -   | -   | -   | 614           | 2,461                               |
| 2 years . . . . .   | 6,784                         | 2,458  | 3,341  | 447     | 45     | 11     | -     | -     | -     | -   | -   | -   | 482           | 4,414                               |
| 3 years . . . . .   | 6,244                         | 1,696  | 3,317  | 798     | 55     | 6      | -     | -     | -     | -   | -   | -   | 372           | 5,102                               |
| 4 years . . . . .   | 6,301                         | 1,266  | 3,332  | 1,270   | 113    | 13     | 2     | -     | -     | -   | -   | -   | 305           | 6,273                               |
| 5 years . . . . .   | 6,899                         | 1,154  | 3,407  | 1,820   | 198    | 27     | 5     | -     | -     | -   | -   | -   | 288           | 7,774                               |
| 6 years . . . . .   | 6,787                         | 980  | 2,983  | 2,236   | 315    | 24     | 5     | 4     | 4     | -   | -   | -   | 236           | 8,573                               |
| 7 years . . . . .   | 6,317                         | 717  | 2,489  | 2,434   | 410    | 55     | 8     | 1     | 2     | 2   | -   | -   | 199           | 8,883                               |
| 8 years . . . . .   | 6,253                         | 555  | 2,104  | 2,791   | 529    | 70     | 18    | 4     | 3     | 3   | -   | -   | 176           | 9,712                               |
| 9 years . . . . .   | 6,175                         | 433  | 1,749  | 3,088   | 623    | 85     | 9     | 3     | 1     | 2   | -   | 2   | 180           | 10,240                              |
| 10 years. . . . .   | 7,248                         | 578  | 1,834  | 3,620   | 875    | 128    | 28    | 9     | 2     | -   | -   | -   | 174           | 12,419                              |
| 11 years. . . . .   | 6,968                         | 478  | 1,513  | 3,685   | 923    | 153    | 29    | 5     | 3     | 2   | -   | -   | 177           | 12,476                              |
| 12 years. . . . .   | 6,845                         | 406  | 1,362  | 3,661   | 1,060  | 157    | 31    | 6     | 3     | 5   | 1   | -   | 153           | 12,753                              |
| 13 years. . . . .   | 6,745                         | 411  | 1,193  | 3,621   | 1,116  | 207    | 43    | 9     | 3     | 1   | 3   | -   | 138           | 12,936                              |
| 14 years. . . . .   | 6,682                         | 338  | 1,084  | 3,622   | 1,211  | 202    | 52    | 11    | 10    | 4   | -   | 1   | 147           | 13,209                              |
| 15 - 19 years . . . . .   | 34,820                        | 1,565  | 5,081  | 18,239  | 7,279  | 1,438  | 325   | 85    | 34    | 25  | 18  | 2   | 729           | 71,912                              |
| 20 - 24 years . . . . .   | 35,423                        | 1,103  | 4,045  | 18,152  | 8,609  | 2,073  | 488   | 165   | 67    | 25  | 17  | 8   | 671           | 78,804                              |
| 25 - 29 years . . . . .   | 26,683                        | 686  | 2,601  | 12,687  | 7,307  | 2,058  | 551   | 193   | 66    | 36  | 17  | 8   | 473           | 63,031                              |
| 30+ years . . . . .   | 67,176                        | 1,325  | 4,354  | 19,887  | 18,682 | 10,564 | 5,171 | 2,722 | 1,414 | 849 | 472 | 444 | 1,292         | 210,454                             |
| Not stated. . . . .   | 2                             | -  | -      | 1       | -      | -      | -     | -     | -     | -   | -   | 1   | -             | 12                                  |
| < 15 years at marriage  |                               |  |        |         |        |        |       |       |       |     |     |     |               |                                     |
| All durations . . . . .   | 2,171                         | 54   | 205    | 359     | 381    | 357    | 230   | 199   | 124   | 89  | 63  | 69  | 41            | 8,769                               |
| < 1 year. . . . .   | 6                             | 4  | -      | -       | -      | -      | -     | -     | -     | -   | -   | -   | 2             | -                                   |
| 1 year. . . . .   | 23                            | 8  | 14     | -       | -      | -      | -     | -     | -     | -   | -   | -   | 1             | 14                                  |
| 2 years . . . . .   | 32                            | 5  | 25     | 2       | -      | -      | -     | -     | -     | -   | -   | -   | -             | 29                                  |
| 3 years . . . . .   | 25                            | 2  | 15     | 5       | 3      | -      | -     | -     | -     | -   | -   | -   | -             | 34                                  |
| 4 years . . . . .   | 31                            | 1  | 21     | 8       | -      | -      | -     | -     | -     | -   | -   | -   | 1             | 37                                  |
| 5 years . . . . .   | 23                            | 1  | 12     | 9       | -      | 1      | -     | -     | -     | -   | -   | -   | -             | 34                                  |
| 6 years . . . . .   | 23                            | 1  | 7      | 9       | 5      | 1      | -     | -     | -     | -   | -   | -   | -             | 44                                  |
| 7 years . . . . .   | 19                            | 1  | 6      | 8       | 4      | -      | -     | -     | -     | -   | -   | -   | -             | 34                                  |
| 8 years . . . . .   | 28                            | 2  | 6      | 9       | 8      | 2      | 1     | -     | -     | -   | -   | -   | -             | 61                                  |
| 9 years . . . . .   | 22                            | -  | 7      | 5       | 5      | 5      | -     | -     | -     | -   | -   | -   | -             | 52                                  |
| 10 years. . . . .   | 22                            | 1  | 5      | 9       | 6      | 1      | -     | -     | -     | -   | -   | -   | -             | 45                                  |
| 11 years. . . . .   | 16                            | 2  | 4      | 4       | 6      | -      | -     | -     | -     | -   | -   | -   | -             | 30                                  |
| 12 years. . . . .   | 20                            | -  | 5      | 4       | 8      | 2      | -     | -     | -     | -   | -   | -   | 1             | 45                                  |
| 13 years. . . . .   | 15                            | 1  | 2      | 4       | 3      | 4      | 1     | -     | -     | -   | -   | -   | -             | 40                                  |
| 14 years. . . . .   | 12                            | -  | 2      | 3       | 2      | 3      | 1     | 1     | -     | -   | -   | -   | -             | 37                                  |
| 15 - 19 years . . . . .   | 123                           | 7  | 19     | 44      | 28     | 19     | 1     | -     | 1     | 1   | -   | -   | 3             | 287                                 |
| 20 - 24 years . . . . .   | 116                           | 3  | 14     | 42      | 31     | 10     | 3     | 10    | 1     | -   | -   | -   | 2             | 306                                 |
| 25 - 29 years . . . . .   | 75                            | 1  | 5      | 22      | 27     | 12     | 4     | -     | 1     | -   | 1   | -   | 2             | 214                                 |
| 30+ years . . . . .   | 1,538                         | 14   | 36     | 171     | 245    | 297    | 212   | 195   | 121   | 88  | 62  | 68  | 29            | 7,414                               |
| Not stated. . . . .   | 2                             | -  | -      | 1       | -      | -      | -     | -     | -     | -   | -   | 1   | -             | 12                                  |

Table F5 - Female resident population 10 years of age and over, currently married only once, by age at marriage, duration of marriage and number of children ever born alive

| Country, Island,<br>Age at marriage (in years) and<br>duration of marriage (in years) | Total<br>female<br>population | Female population with indicated number of children born alive |        |        |        |       |       |       |       |     |     |     |               | No. of<br>children<br>born<br>alive |
|---|-------------------------------|--|--------|--------|--------|-------|-------|-------|-------|-----|-----|-----|---------------|-------------------------------------|
|   |                               | 0  | 1      | 2      | 3      | 4     | 5     | 6     | 7     | 8   | 9   | 10+ | Not<br>Stated |                                     |
| ISLAND OF MAURITIUS   |                               |  |        |        |        |       |       |       |       |     |     |     |               |                                     |
| 15 - 19 years at marriage   |                               |  |        |        |        |       |       |       |       |     |     |     |               |                                     |
| All durations . . . . .   | 83,258                        | 3,626  | 10,854 | 30,246 | 20,012 | 8,724 | 3,881 | 1,963 | 1,007 | 572 | 331 | 292 | 1,750         | 215,265                             |
| < 1 year. . . . .   | 773                           | 553  | 137    | 5      | -      | -     | -     | -     | -     | -   | -   | -   | 78            | 147                                 |
| 1 year. . . . .   | 1,504                         | 655  | 684    | 44     | -      | -     | -     | -     | -     | -   | -   | -   | 121           | 772                                 |
| 2 years . . . . .   | 1,564                         | 392  | 935    | 148    | 4      | 1     | -     | -     | -     | -   | -   | -   | 84            | 1,247                               |
| 3 years . . . . .   | 1,439                         | 250  | 845    | 272    | 16     | -     | -     | -     | -     | -   | -   | -   | 56            | 1,437                               |
| 4 years . . . . .   | 1,467                         | 214  | 759    | 407    | 42     | 4     | -     | -     | -     | -   | -   | -   | 41            | 1,715                               |
| 5 years . . . . .   | 1,563                         | 181  | 743    | 507    | 65     | 6     | -     | -     | -     | -   | -   | -   | 61            | 1,976                               |
| 6 years . . . . .   | 1,396                         | 115  | 584    | 541    | 103    | 10    | 1     | -     | 1     | -   | -   | -   | 41            | 2,027                               |
| 7 years . . . . .   | 1,363                         | 85   | 474    | 602    | 151    | 15    | 2     | -     | -     | -   | -   | -   | 34            | 2,201                               |
| 8 years . . . . .   | 1,352                         | 47   | 380    | 681    | 171    | 27    | 12    | -     | 1     | 1   | -   | -   | 32            | 2,438                               |
| 9 years . . . . .   | 1,440                         | 53   | 330    | 757    | 214    | 33    | 5     | 1     | -     | -   | -   | -   | 47            | 2,649                               |
| 10 years. . . . .   | 1,725                         | 61   | 393    | 873    | 289    | 53    | 15    | 5     | -     | -   | -   | -   | 36            | 3,323                               |
| 11 years. . . . .   | 1,791                         | 77   | 307    | 957    | 330    | 70    | 9     | 4     | 3     | -   | -   | -   | 34            | 3,581                               |
| 12 years. . . . .   | 1,934                         | 53   | 313    | 1,053  | 392    | 66    | 14    | 4     | 1     | 2   | -   | -   | 36            | 3,976                               |
| 13 years. . . . .   | 2,101                         | 81   | 268    | 1,174  | 418    | 101   | 16    | 2     | 1     | 1   | 1   | -   | 38            | 4,390                               |
| 14 years. . . . .   | 2,121                         | 68   | 273    | 1,116  | 502    | 84    | 29    | 3     | 5     | 1   | -   | -   | 40            | 4,553                               |
| 15 - 19 years . . . . .   | 10,748                        | 203  | 1,018  | 5,637  | 2,827  | 677   | 144   | 50    | 10    | 6   | 11  | -   | 165           | 24,718                              |
| 20 - 24 years . . . . .   | 9,590                         | 115  | 612    | 4,626  | 2,921  | 825   | 218   | 72    | 25    | 11  | 6   | 5   | 154           | 23,818                              |
| 25 - 29 years . . . . .   | 8,474                         | 88   | 509    | 3,657  | 2,796  | 856   | 279   | 107   | 36    | 9   | 7   | 3   | 127           | 22,094                              |
| 30+ years . . . . .   | 30,913                        | 335  | 1,290  | 7,189  | 8,771  | 5,896 | 3,137 | 1,715 | 924   | 541 | 306 | 284 | 525           | 108,203                             |
| Not stated. . . . .   | -                             | -  | -      | -      | -      | -     | -     | -     | -     | -   | -   | -   | -             | -                                   |
| 20 - 24 years at marriage   |                               |  |        |        |        |       |       |       |       |     |     |     |               |                                     |
| All durations . . . . .   | 111,887                       | 8,439  | 21,081 | 48,220 | 21,349 | 6,277 | 2,021 | 798   | 351   | 202 | 103 | 80  | 2,966         | 227,458                             |
| < 1 year. . . . .   | 1,498                         | 1,067  | 196    | 32     | -      | -     | -     | -     | -     | -   | -   | -   | 203           | 260                                 |
| 1 year. . . . .   | 2,475                         | 1,399  | 778    | 63     | -      | -     | -     | -     | -     | -   | -   | -   | 235           | 904                                 |
| 2 years . . . . .   | 2,725                         | 1,047  | 1,311  | 162    | 16     | 3     | -     | -     | -     | -   | -   | -   | 186           | 1,695                               |
| 3 years . . . . .   | 2,429                         | 673  | 1,335  | 262    | 12     | 4     | -     | -     | -     | -   | -   | -   | 143           | 1,911                               |
| 4 years . . . . .   | 2,558                         | 479  | 1,429  | 473    | 39     | 5     | 1     | -     | -     | -   | -   | -   | 132           | 2,517                               |
| 5 years . . . . .   | 3,004                         | 482  | 1,552  | 761    | 68     | 13    | -     | -     | -     | -   | -   | -   | 128           | 3,330                               |
| 6 years . . . . .   | 3,082                         | 392  | 1,390  | 1,066  | 129    | 10    | 1     | 1     | 2     | -   | -   | -   | 91            | 3,974                               |
| 7 years . . . . .   | 2,898                         | 284  | 1,212  | 1,126  | 164    | 23    | 3     | -     | 1     | -   | -   | -   | 85            | 4,070                               |
| 8 years . . . . .   | 3,012                         | 223  | 1,068  | 1,382  | 234    | 27    | 2     | 2     | 1     | -   | -   | -   | 73            | 4,671                               |
| 9 years . . . . .   | 3,073                         | 164  | 904    | 1,607  | 288    | 31    | 1     | 2     | -     | 1   | -   | -   | 75            | 5,131                               |
| 10 years. . . . .   | 3,525                         | 196  | 889    | 1,913  | 393    | 54    | 9     | 1     | 2     | -   | -   | -   | 68            | 6,175                               |
| 11 years. . . . .   | 3,384                         | 142  | 750    | 1,926  | 415    | 63    | 12    | 1     | -     | 1   | -   | -   | 74            | 6,173                               |
| 12 years. . . . .   | 3,237                         | 137  | 640    | 1,850  | 475    | 59    | 12    | 1     | 1     | -   | 1   | -   | 61            | 6,083                               |
| 13 years. . . . .   | 3,039                         | 133  | 517    | 1,717  | 520    | 72    | 17    | 4     | 1     | -   | 2   | -   | 56            | 5,933                               |
| 14 years. . . . .   | 2,946                         | 91   | 432    | 1,738  | 514    | 78    | 16    | 5     | 4     | 3   | -   | -   | 65            | 5,924                               |
| 15 - 19 years . . . . .   | 14,265                        | 394  | 1,934  | 7,965  | 3,020  | 520   | 117   | 24    | 14    | 9   | 2   | 1   | 265           | 29,940                              |
| 20 - 24 years . . . . .   | 16,382                        | 341  | 1,644  | 8,798  | 4,125  | 895   | 177   | 62    | 30    | 10  | 8   | 1   | 291           | 36,826                              |
| 25 - 29 years . . . . .   | 12,534                        | 259  | 1,206  | 6,338  | 3,329  | 888   | 192   | 60    | 17    | 14  | 5   | 5   | 221           | 29,069                              |
| 30+ years . . . . .   | 25,821                        | 536  | 1,894  | 9,041  | 7,608  | 3,532 | 1,461 | 635   | 278   | 164 | 85  | 73  | 514           | 72,872                              |
| Not stated. . . . .   | -                             | -  | -      | -      | -      | -     | -     | -     | -     | -   | -   | -   | -             | -                                   |

Table F5 - Female resident population 10 years of age and over, currently married only once, by age at marriage, duration of marriage and number of children ever born alive

| Country, Island,<br>Age at marriage (in years) and<br>duration of marriage (in years) | Total<br>female<br>population | Female population with indicated number of children born alive |        |        |       |       |     |     |    |    |    |     |               | No. of<br>children<br>born<br>alive |
|---|-------------------------------|--|--------|--------|-------|-------|-----|-----|----|----|----|-----|---------------|-------------------------------------|
|   |                               | 0  | 1      | 2      | 3     | 4     | 5   | 6   | 7  | 8  | 9  | 10+ | Not<br>Stated |                                     |
| ISLAND OF MAURITIUS   |                               |  |        |        |       |       |     |     |    |    |    |     |               |                                     |
| 25 - 29 years at marriage   |                               |  |        |        |       |       |     |     |    |    |    |     |               |                                     |
| All durations . . . . .   | 45,615                        | 5,641  | 11,118 | 18,507 | 6,290 | 1,502 | 497 | 179 | 97 | 56 | 22 | 20  | 1,686         | 78,108                              |
| < 1 year. . . . .   | 956                           | 685  | 83     | 29     | -     | -     | -   | -   | -  | -  | -  | -   | 159           | 141                                 |
| 1 year. . . . .   | 1,592                         | 965  | 404    | 36     | 5     | -     | -   | -   | -  | -  | -  | -   | 182           | 491                                 |
| 2 years . . . . .   | 1,740                         | 704  | 787    | 88     | 13    | 2     | -   | -   | -  | -  | -  | -   | 146           | 1,010                               |
| 3 years . . . . .   | 1,680                         | 512  | 877    | 168    | 12    | 1     | -   | -   | -  | -  | -  | -   | 110           | 1,253                               |
| 4 years . . . . .   | 1,634                         | 352  | 893    | 287    | 14    | 1     | -   | -   | -  | -  | -  | -   | 87            | 1,513                               |
| 5 years . . . . .   | 1,706                         | 305  | 865    | 424    | 45    | 3     | -   | -   | -  | -  | -  | -   | 61            | 1,875                               |
| 6 years . . . . .   | 1,638                         | 253  | 775    | 483    | 60    | 1     | 1   | 1   | 1  | -  | -  | -   | 63            | 1,943                               |
| 7 years . . . . .   | 1,449                         | 162  | 595    | 557    | 70    | 9     | 1   | 1   | -  | 1  | -  | -   | 53            | 1,974                               |
| 8 years . . . . .   | 1,310                         | 137  | 452    | 573    | 88    | 11    | 1   | -   | -  | 1  | -  | -   | 47            | 1,919                               |
| 9 years . . . . .   | 1,193                         | 101  | 370    | 584    | 88    | 12    | 1   | -   | 1  | -  | -  | 1   | 35            | 1,872                               |
| 10 years. . . . .   | 1,259                         | 107  | 337    | 619    | 143   | 13    | 2   | 1   | -  | -  | -  | -   | 37            | 2,072                               |
| 11 years. . . . .   | 1,154                         | 99   | 268    | 596    | 130   | 12    | 5   | -   | -  | 1  | -  | -   | 43            | 1,931                               |
| 12 years. . . . .   | 1,066                         | 64   | 228    | 571    | 143   | 21    | 5   | -   | 1  | -  | -  | -   | 33            | 1,915                               |
| 13 years. . . . .   | 975                           | 67   | 219    | 507    | 133   | 16    | 6   | 1   | -  | -  | -  | -   | 26            | 1,732                               |
| 14 years. . . . .   | 1,017                         | 44   | 207    | 558    | 158   | 30    | 6   | 1   | -  | -  | -  | -   | 13            | 1,953                               |
| 15 - 19 years . . . . .   | 6,567                         | 346  | 1,217  | 3,485  | 1,122 | 160   | 46  | 5   | 6  | 3  | 3  | 1   | 173           | 12,556                              |
| 20 - 24 years . . . . .   | 7,032                         | 310  | 1,110  | 3,830  | 1,285 | 264   | 59  | 12  | 7  | 2  | 2  | 2   | 149           | 14,151                              |
| 25 - 29 years . . . . .   | 4,319                         | 165  | 591    | 2,184  | 964   | 229   | 56  | 18  | 8  | 10 | 2  | -   | 92            | 9,309                               |
| 30+ years . . . . .   | 7,328                         | 263  | 840    | 2,928  | 1,817 | 717   | 305 | 139 | 73 | 38 | 15 | 16  | 177           | 18,498                              |
| Not stated. . . . .   | -                             | -  | -      | -      | -     | -     | -   | -   | -  | -  | -  | -   | -             | -                                   |
| 30 - 34 years at marriage   |                               |  |        |        |       |       |     |     |    |    |    |     |               |                                     |
| All durations . . . . .   | 11,432                        | 1,977  | 3,363  | 4,026  | 1,097 | 310   | 88  | 53  | 20 | 18 | 5  | 3   | 472           | 17,065                              |
| < 1 year. . . . .   | 277                           | 194  | 29     | 19     | -     | -     | -   | -   | -  | -  | -  | -   | 35            | 67                                  |
| 1 year. . . . .   | 452                           | 256  | 115    | 29     | 5     | -     | -   | -   | -  | -  | -  | -   | 47            | 188                                 |
| 2 years . . . . .   | 457                           | 167  | 210    | 28     | 5     | -     | -   | -   | -  | -  | -  | -   | 47            | 281                                 |
| 3 years . . . . .   | 425                           | 123  | 197    | 64     | 8     | -     | -   | -   | -  | -  | -  | -   | 33            | 349                                 |
| 4 years . . . . .   | 353                           | 92   | 164    | 68     | 12    | -     | -   | -   | -  | -  | -  | -   | 17            | 336                                 |
| 5 years . . . . .   | 358                           | 64   | 169    | 91     | 13    | 2     | 1   | -   | -  | -  | -  | -   | 18            | 403                                 |
| 6 years . . . . .   | 368                           | 79   | 145    | 108    | 12    | 2     | -   | 1   | -  | -  | -  | -   | 21            | 411                                 |
| 7 years . . . . .   | 333                           | 65   | 119    | 110    | 16    | 7     | 1   | -   | 1  | -  | -  | -   | 14            | 427                                 |
| 8 years . . . . .   | 318                           | 48   | 121    | 115    | 22    | 1     | -   | 1   | 1  | 1  | -  | -   | 8             | 442                                 |
| 9 years . . . . .   | 257                           | 36   | 86     | 104    | 16    | 1     | -   | -   | -  | 1  | -  | -   | 13            | 354                                 |
| 10 years. . . . .   | 395                           | 63   | 120    | 163    | 29    | 5     | 1   | 1   | -  | -  | -  | -   | 13            | 564                                 |
| 11 years. . . . .   | 345                           | 45   | 106    | 145    | 35    | 4     | 1   | -   | -  | -  | -  | -   | 9             | 522                                 |
| 12 years. . . . .   | 337                           | 56   | 98     | 137    | 33    | 5     | -   | -   | -  | 1  | -  | -   | 7             | 499                                 |
| 13 years. . . . .   | 392                           | 48   | 119    | 169    | 37    | 8     | 1   | 1   | -  | -  | -  | -   | 9             | 611                                 |
| 14 years. . . . .   | 369                           | 47   | 115    | 160    | 29    | 5     | -   | -   | 1  | -  | -  | -   | 12            | 549                                 |
| 15 - 19 years . . . . .   | 2,099                         | 237  | 588    | 907    | 239   | 44    | 11  | 3   | 1  | 2  | 1  | -   | 66            | 3,400                               |
| 20 - 24 years . . . . .   | 1,663                         | 160  | 443    | 712    | 214   | 62    | 13  | 12  | 2  | 1  | -  | -   | 44            | 2,916                               |
| 25 - 29 years . . . . .   | 988                           | 100  | 211    | 416    | 157   | 57    | 16  | 5   | 2  | 1  | 1  | -   | 22            | 1,883                               |
| 30+ years . . . . .   | 1,246                         | 97   | 208    | 481    | 215   | 107   | 43  | 29  | 12 | 11 | 3  | 3   | 37            | 2,863                               |
| Not stated. . . . .   | -                             | -  | -      | -      | -     | -     | -   | -   | -  | -  | -  | -   | -             | -                                   |

Table F5 - Female resident population 10 years of age and over, currently married only once, by age at marriage, duration of marriage and number of children ever born alive

| Country, Island,<br>Age at marriage (in years) and<br>duration of marriage (in years) | Total<br>female<br>population | Female population with indicated number of children born alive |       |     |     |     |    |    |    |    |   |     |               | No. of<br>children<br>born<br>alive |
|---|-------------------------------|--|-------|-----|-----|-----|----|----|----|----|---|-----|---------------|-------------------------------------|
|   |                               | 0  | 1     | 2   | 3   | 4   | 5  | 6  | 7  | 8  | 9 | 10+ | Not<br>Stated |                                     |
| ISLAND OF MAURITIUS   |                               |  |       |     |     |     |    |    |    |    |   |     |               |                                     |
| 35+ years at marriage   |                               |  |       |     |     |     |    |    |    |    |   |     |               |                                     |
| All durations . . . . .   | 5,982                         | 2,484  | 1,671 | 991 | 237 | 101 | 48 | 25 | 13 | 17 | 4 | 2   | 389           | 5,443                               |
| < 1 year . . . . .  | 163                           | 108  | 13    | 21  | -   | -   | -  | -  | -  | -  | - | -   | 21            | 55                                  |
| 1 year . . . . .  | 274                           | 178  | 50    | 12  | 6   | -   | -  | -  | -  | -  | - | -   | 28            | 92                                  |
| 2 years . . . . .   | 266                           | 143  | 73    | 19  | 7   | 5   | -  | -  | -  | -  | - | -   | 19            | 152                                 |
| 3 years . . . . .   | 246                           | 136  | 48    | 27  | 4   | 1   | -  | -  | -  | -  | - | -   | 30            | 118                                 |
| 4 years . . . . .   | 258                           | 128  | 66    | 27  | 6   | 3   | 1  | -  | -  | -  | - | -   | 27            | 155                                 |
| 5 years . . . . .   | 245                           | 121  | 66    | 28  | 7   | 2   | 1  | -  | -  | -  | - | -   | 20            | 156                                 |
| 6 years . . . . .   | 280                           | 140  | 82    | 29  | 6   | -   | 2  | 1  | -  | -  | - | -   | 20            | 174                                 |
| 7 years . . . . .   | 255                           | 120  | 83    | 31  | 5   | 1   | 1  | -  | -  | 1  | - | -   | 13            | 177                                 |
| 8 years . . . . .   | 233                           | 98   | 77    | 31  | 6   | 2   | 2  | 1  | -  | -  | - | -   | 16            | 181                                 |
| 9 years . . . . .   | 190                           | 79   | 52    | 31  | 12  | 3   | 2  | -  | -  | -  | - | 1   | 10            | 182                                 |
| 10 years . . . . .  | 322                           | 150  | 90    | 43  | 15  | 2   | 1  | 1  | -  | -  | - | -   | 20            | 240                                 |
| 11 years . . . . .  | 278                           | 113  | 78    | 57  | 7   | 4   | 2  | -  | -  | -  | - | -   | 17            | 239                                 |
| 12 years . . . . .  | 251                           | 96   | 78    | 46  | 9   | 4   | -  | 1  | -  | 2  | - | -   | 15            | 235                                 |
| 13 years . . . . .  | 223                           | 81   | 68    | 50  | 5   | 6   | 2  | 1  | 1  | -  | - | -   | 9             | 230                                 |
| 14 years . . . . .  | 217                           | 88   | 55    | 47  | 6   | 2   | -  | 1  | -  | -  | - | 1   | 17            | 193                                 |
| 15 - 19 years . . . . .   | 1,018                         | 378  | 305   | 201 | 43  | 18  | 6  | 3  | 2  | 4  | 1 | -   | 57            | 1,011                               |
| 20 - 24 years . . . . .   | 640                           | 174  | 222   | 144 | 33  | 17  | 11 | 4  | 2  | 1  | 1 | -   | 31            | 787                                 |
| 25 - 29 years . . . . .   | 293                           | 73   | 79    | 70  | 34  | 16  | 4  | 3  | 2  | 2  | 1 | -   | 9             | 462                                 |
| 30+ years . . . . .   | 330                           | 80   | 86    | 77  | 26  | 15  | 13 | 9  | 6  | 7  | 1 | -   | 10            | 604                                 |
| Not stated . . . . .  | -                             | -  | -     | -   | -   | -   | -  | -  | -  | -  | - | -   | -             | -                                   |
| Age at marriage not stated  |                               |  |       |     |     |     |    |    |    |    |   |     |               |                                     |
| Duration of marriage<br>not stated . . . . .  | 567                           | 95   | 88    | 119 | 75  | 38  | 17 | 14 | 6  | 4  | 2 | 2   | 107           | 986                                 |

Table F5 - Female resident population 10 years of age and over, currently married only once, by age at marriage, duration of marriage and number of children ever born alive

| Country, Island,<br>Age at marriage (in years) and<br>duration of marriage (in years) | Total<br>female<br>population | Female population with indicated number of children born alive |       |       |       |     |     |     |     |     |    |     |               | No. of<br>children<br>born<br>alive |
|---|-------------------------------|--|-------|-------|-------|-----|-----|-----|-----|-----|----|-----|---------------|-------------------------------------|
|   |                               | 0  | 1     | 2     | 3     | 4   | 5   | 6   | 7   | 8   | 9  | 10+ | Not<br>Stated |                                     |
| ISLAND OF RODRIGUES   |                               |  |       |       |       |     |     |     |     |     |    |     |               |                                     |
| All ages at marriage  |                               |  |       |       |       |     |     |     |     |     |    |     |               |                                     |
| All durations . . . . .   | 7,132                         | 443  | 1,479 | 1,912 | 1,270 | 641 | 419 | 296 | 167 | 130 | 82 | 138 | 155           | 20,063                              |
| < 1 year. . . . .   | 107                           | 74   | 16    | 3     | -     | -   | -   | -   | -   | -   | -  | -   | 14            | 22                                  |
| 1 year. . . . .   | 240                           | 95   | 122   | 11    | 2     | -   | -   | -   | -   | -   | -  | -   | 10            | 150                                 |
| 2 years . . . . .   | 238                           | 48   | 162   | 19    | 2     | -   | -   | -   | -   | -   | -  | -   | 7             | 206                                 |
| 3 years . . . . .   | 192                           | 26   | 126   | 22    | 4     | -   | -   | -   | -   | -   | -  | -   | 14            | 182                                 |
| 4 years . . . . .   | 211                           | 19   | 136   | 47    | 2     | -   | 1   | -   | -   | -   | -  | -   | 6             | 241                                 |
| 5 years . . . . .   | 258                           | 15   | 151   | 81    | 6     | -   | -   | -   | -   | -   | -  | -   | 5             | 331                                 |
| 6 years . . . . .   | 231                           | 21   | 113   | 77    | 13    | 3   | -   | -   | -   | -   | -  | -   | 4             | 318                                 |
| 7 years . . . . .   | 229                           | 9  | 108   | 86    | 15    | 6   | 1   | -   | 2   | -   | -  | -   | 2             | 368                                 |
| 8 years . . . . .   | 226                           | 10   | 91    | 91    | 17    | 3   | 3   | -   | 1   | -   | -  | -   | 10            | 358                                 |
| 9 years . . . . .   | 185                           | 8  | 49    | 98    | 19    | 5   | -   | 1   | -   | -   | -  | -   | 5             | 328                                 |
| 10 years. . . . .   | 206                           | 10   | 43    | 99    | 39    | 7   | 1   | 1   | -   | -   | -  | -   | 6             | 397                                 |
| 11 years. . . . .   | 220                           | 8  | 39    | 108   | 53    | 5   | 1   | 1   | -   | -   | -  | -   | 5             | 445                                 |
| 12 years. . . . .   | 182                           | 7  | 26    | 97    | 36    | 10  | 2   | -   | -   | -   | -  | -   | 4             | 378                                 |
| 13 years. . . . .   | 204                           | 7  | 19    | 106   | 53    | 14  | 1   | 2   | -   | -   | -  | -   | 2             | 463                                 |
| 14 years. . . . .   | 172                           | 5  | 23    | 72    | 52    | 11  | 3   | -   | -   | -   | -  | -   | 6             | 382                                 |
| 15 - 19 years . . . . .   | 754                           | 27   | 92    | 302   | 227   | 70  | 16  | 5   | 2   | 1   | -  | -   | 12            | 1,789                               |
| 20 - 24 years . . . . .   | 707                           | 16   | 50    | 208   | 239   | 112 | 42  | 21  | 5   | 3   | 1  | 1   | 9             | 2,045                               |
| 25 - 29 years . . . . .   | 651                           | 11   | 29    | 145   | 210   | 115 | 76  | 31  | 9   | 9   | 1  | 4   | 11            | 2,161                               |
| 30+ years . . . . .   | 1,919                         | 27   | 84    | 240   | 281   | 280 | 272 | 234 | 148 | 117 | 80 | 133 | 23            | 9,499                               |
| Not stated. . . . .   | -                             | -  | -     | -     | -     | -   | -   | -   | -   | -   | -  | -   | -             | -                                   |
| < 15 years at marriage  |                               |  |       |       |       |     |     |     |     |     |    |     |               |                                     |
| All durations . . . . .   | 81                            | 5  | 20    | 19    | 13    | 9   | 3   | 4   | 1   | 1   | -  | 3   | 3             | 224                                 |
| < 1 year. . . . .   | -                             | -  | -     | -     | -     | -   | -   | -   | -   | -   | -  | -   | -             | -                                   |
| 1 year. . . . .   | 4                             | 2  | 2     | -     | -     | -   | -   | -   | -   | -   | -  | -   | -             | 2                                   |
| 2 years . . . . .   | 4                             | -  | 4     | -     | -     | -   | -   | -   | -   | -   | -  | -   | -             | 4                                   |
| 3 years . . . . .   | 6                             | 2  | 4     | -     | -     | -   | -   | -   | -   | -   | -  | -   | -             | 4                                   |
| 4 years . . . . .   | 1                             | -  | 1     | -     | -     | -   | -   | -   | -   | -   | -  | -   | -             | 1                                   |
| 5 years . . . . .   | 5                             | -  | 4     | 1     | -     | -   | -   | -   | -   | -   | -  | -   | -             | 6                                   |
| 6 years . . . . .   | 2                             | 1  | 1     | -     | -     | -   | -   | -   | -   | -   | -  | -   | -             | 1                                   |
| 7 years . . . . .   | 2                             | -  | -     | 2     | -     | -   | -   | -   | -   | -   | -  | -   | -             | 4                                   |
| 8 years . . . . .   | 3                             | -  | -     | 1     | 1     | 1   | -   | -   | -   | -   | -  | -   | -             | 9                                   |
| 9 years . . . . .   | 2                             | -  | -     | -     | 1     | -   | -   | -   | -   | -   | -  | -   | 1             | 3                                   |
| 10 years. . . . .   | 2                             | -  | 1     | 1     | -     | -   | -   | -   | -   | -   | -  | -   | -             | 3                                   |
| 11 years. . . . .   | 1                             | -  | -     | -     | 1     | -   | -   | -   | -   | -   | -  | -   | -             | 3                                   |
| 12 years. . . . .   | 1                             | -  | -     | 1     | -     | -   | -   | -   | -   | -   | -  | -   | -             | 2                                   |
| 13 years. . . . .   | 3                             | -  | -     | 1     | 1     | -   | -   | -   | -   | -   | -  | -   | 1             | 5                                   |
| 14 years. . . . .   | -                             | -  | -     | -     | -     | -   | -   | -   | -   | -   | -  | -   | -             | -                                   |
| 15 - 19 years . . . . .   | 13                            | -  | 1     | 9     | 3     | -   | -   | -   | -   | -   | -  | -   | -             | 28                                  |
| 20 - 24 years . . . . .   | 7                             | -  | -     | 3     | 3     | 1   | -   | -   | -   | -   | -  | -   | -             | 19                                  |
| 25 - 29 years . . . . .   | 8                             | -  | -     | -     | 2     | 4   | -   | -   | 1   | -   | -  | -   | 1             | 29                                  |
| 30+ years . . . . .   | 17                            | -  | 2     | -     | 1     | 3   | 3   | 4   | -   | 1   | -  | 3   | -             | 101                                 |
| Not stated. . . . .   | -                             | -  | -     | -     | -     | -   | -   | -   | -   | -   | -  | -   | -             | -                                   |

Table F5 - Female resident population 10 years of age and over, currently married only once, by age at marriage, duration of marriage and number of children ever born alive

| Country, Island,<br>Age at marriage (in years) and<br>duration of marriage (in years) | Total<br>female<br>population | Female population with indicated number of children born alive |     |     |     |     |     |     |    |    |    |     |               | No. of<br>children<br>born<br>alive |
|---|-------------------------------|--|-----|-----|-----|-----|-----|-----|----|----|----|-----|---------------|-------------------------------------|
|   |                               | 0  | 1   | 2   | 3   | 4   | 5   | 6   | 7  | 8  | 9  | 10+ | Not<br>Stated |                                     |
| ISLAND OF RODRIGUES   |                               |  |     |     |     |     |     |     |    |    |    |     |               |                                     |
| 15 - 19 years at marriage   |                               |  |     |     |     |     |     |     |    |    |    |     |               |                                     |
| All durations . . . . .   | 2,930                         | 116  | 479 | 735 | 549 | 341 | 226 | 164 | 87 | 67 | 39 | 71  | 56            | 9,375                               |
| < 1 year. . . . .   | 43                            | 30   | 5   | -   | -   | -   | -   | -   | -  | -  | -  | -   | 8             | 5                                   |
| 1 year. . . . .   | 88                            | 34   | 49  | 1   | -   | -   | -   | -   | -  | -  | -  | -   | 4             | 51                                  |
| 2 years . . . . .   | 88                            | 11   | 68  | 6   | -   | -   | -   | -   | -  | -  | -  | -   | 3             | 80                                  |
| 3 years . . . . .   | 55                            | 5  | 43  | 4   | 1   | -   | -   | -   | -  | -  | -  | -   | 2             | 54                                  |
| 4 years . . . . .   | 76                            | 5  | 55  | 13  | -   | -   | -   | -   | -  | -  | -  | -   | 3             | 81                                  |
| 5 years . . . . .   | 76                            | 1  | 45  | 27  | 1   | -   | -   | -   | -  | -  | -  | -   | 2             | 102                                 |
| 6 years . . . . .   | 71                            | 4  | 32  | 31  | 4   | -   | -   | -   | -  | -  | -  | -   | -             | 106                                 |
| 7 years . . . . .   | 69                            | 3  | 27  | 32  | 4   | 1   | -   | -   | 1  | -  | -  | -   | 1             | 114                                 |
| 8 years . . . . .   | 66                            | 1  | 25  | 33  | 4   | -   | -   | -   | -  | -  | -  | -   | 3             | 103                                 |
| 9 years . . . . .   | 61                            | 1  | 18  | 36  | 6   | -   | -   | -   | -  | -  | -  | -   | -             | 108                                 |
| 10 years. . . . .   | 56                            | 1  | 12  | 32  | 10  | -   | -   | -   | -  | -  | -  | -   | 1             | 106                                 |
| 11 years. . . . .   | 75                            | 1  | 15  | 37  | 16  | 2   | 1   | -   | -  | -  | -  | -   | 3             | 150                                 |
| 12 years. . . . .   | 69                            | 1  | 4   | 41  | 15  | 5   | 2   | -   | -  | -  | -  | -   | 1             | 161                                 |
| 13 years. . . . .   | 75                            | -  | 3   | 42  | 18  | 10  | 1   | 1   | -  | -  | -  | -   | -             | 192                                 |
| 14 years. . . . .   | 70                            | -  | 6   | 34  | 20  | 5   | 2   | -   | -  | -  | -  | -   | 3             | 164                                 |
| 15 - 19 years . . . . .   | 308                           | 6  | 31  | 121 | 94  | 40  | 6   | 3   | 1  | -  | -  | -   | 6             | 770                                 |
| 20 - 24 years . . . . .   | 303                           | 2  | 11  | 72  | 105 | 67  | 23  | 11  | 5  | 3  | -  | 1   | 3             | 988                                 |
| 25 - 29 years . . . . .   | 300                           | 1  | 6   | 54  | 104 | 61  | 44  | 17  | 4  | 2  | -  | 3   | 4             | 1,068                               |
| 30+ years . . . . .   | 981                           | 9  | 24  | 119 | 147 | 150 | 147 | 132 | 76 | 62 | 39 | 67  | 9             | 4,972                               |
| Not stated. . . . .   | -                             | -  | -   | -   | -   | -   | -   | -   | -  | -  | -  | -   | -             | -                                   |
| 20 - 24 years at marriage   |                               |  |     |     |     |     |     |     |    |    |    |     |               |                                     |
| All durations . . . . .   | 2,823                         | 150  | 625 | 789 | 522 | 233 | 149 | 94  | 63 | 49 | 36 | 55  | 58            | 7,794                               |
| < 1 year. . . . .   | 42                            | 27   | 9   | 2   | -   | -   | -   | -   | -  | -  | -  | -   | 4             | 13                                  |
| 1 year. . . . .   | 78                            | 30   | 44  | 1   | -   | -   | -   | -   | -  | -  | -  | -   | 3             | 46                                  |
| 2 years . . . . .   | 67                            | 16   | 47  | 2   | -   | -   | -   | -   | -  | -  | -  | -   | 2             | 51                                  |
| 3 years . . . . .   | 75                            | 6  | 51  | 9   | -   | -   | -   | -   | -  | -  | -  | -   | 9             | 69                                  |
| 4 years . . . . .   | 78                            | 6  | 55  | 15  | -   | -   | -   | -   | -  | -  | -  | -   | 2             | 85                                  |
| 5 years . . . . .   | 98                            | 8  | 53  | 32  | 3   | -   | -   | -   | -  | -  | -  | -   | 2             | 126                                 |
| 6 years . . . . .   | 102                           | 6  | 56  | 31  | 4   | 2   | -   | -   | -  | -  | -  | -   | 3             | 138                                 |
| 7 years . . . . .   | 99                            | 2  | 54  | 33  | 7   | 3   | -   | -   | -  | -  | -  | -   | -             | 153                                 |
| 8 years . . . . .   | 103                           | 4  | 49  | 37  | 9   | 1   | 1   | -   | -  | -  | -  | -   | 2             | 159                                 |
| 9 years . . . . .   | 86                            | 2  | 24  | 46  | 7   | 4   | -   | 1   | -  | -  | -  | -   | 2             | 159                                 |
| 10 years. . . . .   | 104                           | 3  | 23  | 47  | 23  | 6   | -   | -   | -  | -  | -  | -   | 2             | 210                                 |
| 11 years. . . . .   | 103                           | 3  | 13  | 54  | 29  | 3   | -   | -   | -  | -  | -  | -   | 1             | 220                                 |
| 12 years. . . . .   | 74                            | 4  | 14  | 38  | 12  | 3   | -   | -   | -  | -  | -  | -   | 3             | 138                                 |
| 13 years. . . . .   | 78                            | 4  | 11  | 37  | 24  | 2   | -   | -   | -  | -  | -  | -   | -             | 165                                 |
| 14 years. . . . .   | 66                            | 3  | 12  | 23  | 22  | 4   | 1   | -   | -  | -  | -  | -   | 1             | 145                                 |
| 15 - 19 years . . . . .   | 284                           | 7  | 33  | 118 | 90  | 24  | 6   | 2   | -  | -  | -  | -   | 4             | 677                                 |
| 20 - 24 years . . . . .   | 291                           | 3  | 26  | 102 | 101 | 35  | 15  | 5   | -  | -  | -  | -   | 4             | 778                                 |
| 25 - 29 years . . . . .   | 251                           | 5  | 14  | 69  | 78  | 39  | 28  | 9   | 4  | 2  | 1  | -   | 2             | 789                                 |
| 30+ years . . . . .   | 744                           | 11   | 37  | 93  | 113 | 107 | 98  | 77  | 59 | 47 | 35 | 55  | 12            | 3,673                               |
| Not stated. . . . .   | -                             | -  | -   | -   | -   | -   | -   | -   | -  | -  | -  | -   | -             | -                                   |



Table F5 - Female resident population 10 years of age and over, currently married only once, by age at marriage, duration of marriage and number of children ever born alive

| Country, Island,<br>Age at marriage (in years) and<br>duration of marriage (in years) | Total<br>female<br>population | Female population with indicated number of children born alive |     |     |     |    |    |    |    |    |   |     |               | No. of<br>children<br>born<br>alive |
|---|-------------------------------|--|-----|-----|-----|----|----|----|----|----|---|-----|---------------|-------------------------------------|
|   |                               | 0  | 1   | 2   | 3   | 4  | 5  | 6  | 7  | 8  | 9 | 10+ | Not<br>Stated |                                     |
| ISLAND OF RODRIGUES   |                               |  |     |     |     |    |    |    |    |    |   |     |               |                                     |
| 25 - 29 years at marriage   |                               |  |     |     |     |    |    |    |    |    |   |     |               |                                     |
| All durations . . . . .   | 980                           | 102  | 271 | 293 | 138 | 52 | 36 | 24 | 13 | 10 | 5 | 8   | 28            | 2,108                               |
| < 1 year . . . . .  | 16                            | 13   | 2   | -   | -   | -  | -  | -  | -  | -  | - | -   | 1             | 2                                   |
| 1 year . . . . .  | 49                            | 19   | 22  | 6   | -   | -  | -  | -  | -  | -  | - | -   | 2             | 34                                  |
| 2 years . . . . .   | 56                            | 15   | 31  | 8   | -   | -  | -  | -  | -  | -  | - | -   | 2             | 47                                  |
| 3 years . . . . .   | 45                            | 10   | 26  | 7   | 1   | -  | -  | -  | -  | -  | - | -   | 1             | 43                                  |
| 4 years . . . . .   | 40                            | 5  | 18  | 13  | 2   | -  | 1  | -  | -  | -  | - | -   | 1             | 55                                  |
| 5 years . . . . .   | 64                            | 5  | 38  | 18  | 2   | -  | -  | -  | -  | -  | - | -   | 1             | 80                                  |
| 6 years . . . . .   | 43                            | 6  | 21  | 10  | 4   | 1  | -  | -  | -  | -  | - | -   | 1             | 57                                  |
| 7 years . . . . .   | 45                            | 2  | 24  | 14  | 1   | 2  | -  | -  | 1  | -  | - | -   | 1             | 70                                  |
| 8 years . . . . .   | 45                            | 4  | 14  | 18  | 3   | -  | 2  | -  | -  | -  | - | -   | 4             | 69                                  |
| 9 years . . . . .   | 29                            | 2  | 7   | 13  | 4   | 1  | -  | -  | -  | -  | - | -   | 2             | 49                                  |
| 10 years . . . . .  | 29                            | 1  | 7   | 13  | 4   | 1  | 1  | -  | -  | -  | - | -   | 2             | 54                                  |
| 11 years . . . . .  | 32                            | 1  | 8   | 16  | 6   | -  | -  | -  | -  | -  | - | -   | 1             | 58                                  |
| 12 years . . . . .  | 28                            | 1  | 5   | 13  | 7   | 2  | -  | -  | -  | -  | - | -   | -             | 60                                  |
| 13 years . . . . .  | 37                            | 2  | 2   | 20  | 9   | 2  | -  | 1  | -  | -  | - | -   | 1             | 83                                  |
| 14 years . . . . .  | 24                            | 2  | 1   | 13  | 4   | 2  | -  | -  | -  | -  | - | -   | 2             | 47                                  |
| 15 - 19 years . . . . .   | 112                           | 6  | 20  | 43  | 32  | 5  | 4  | -  | -  | -  | - | -   | 2             | 242                                 |
| 20 - 24 years . . . . .   | 73                            | 5  | 5   | 25  | 24  | 7  | 4  | 2  | -  | -  | - | -   | 1             | 187                                 |
| 25 - 29 years . . . . .   | 66                            | -  | 6   | 18  | 19  | 11 | 4  | 3  | -  | 4  | - | -   | 1             | 213                                 |
| 30+ years . . . . .   | 147                           | 3  | 14  | 25  | 16  | 18 | 20 | 18 | 12 | 6  | 5 | 8   | 2             | 658                                 |
| Not stated . . . . .  | -                             | -  | -   | -   | -   | -  | -  | -  | -  | -  | - | -   | -             | -                                   |
| 30 - 34 years at marriage   |                               |  |     |     |     |    |    |    |    |    |   |     |               |                                     |
| All durations . . . . .   | 225                           | 36   | 66  | 60  | 36  | 4  | 4  | 5  | 2  | 1  | 2 | 1   | 8             | 410                                 |
| < 1 year . . . . .  | 5                             | 4  | -   | -   | -   | -  | -  | -  | -  | -  | - | -   | 1             | -                                   |
| 1 year . . . . .  | 13                            | 7  | 3   | 2   | -   | -  | -  | -  | -  | -  | - | -   | 1             | 7                                   |
| 2 years . . . . .   | 16                            | 4  | 9   | 1   | 2   | -  | -  | -  | -  | -  | - | -   | -             | 17                                  |
| 3 years . . . . .   | 6                             | 2  | 2   | 1   | -   | -  | -  | -  | -  | -  | - | -   | 1             | 4                                   |
| 4 years . . . . .   | 11                            | 2  | 5   | 4   | -   | -  | -  | -  | -  | -  | - | -   | -             | 13                                  |
| 5 years . . . . .   | 15                            | 1  | 11  | 3   | -   | -  | -  | -  | -  | -  | - | -   | -             | 17                                  |
| 6 years . . . . .   | 7                             | 1  | 2   | 3   | 1   | -  | -  | -  | -  | -  | - | -   | -             | 11                                  |
| 7 years . . . . .   | 12                            | 1  | 3   | 5   | 3   | -  | -  | -  | -  | -  | - | -   | -             | 22                                  |
| 8 years . . . . .   | 8                             | 1  | 3   | 2   | -   | 1  | -  | -  | 1  | -  | - | -   | -             | 18                                  |
| 9 years . . . . .   | 3                             | -  | -   | 3   | -   | -  | -  | -  | -  | -  | - | -   | -             | 6                                   |
| 10 years . . . . .  | 9                             | 2  | -   | 5   | 1   | -  | -  | -  | -  | -  | - | -   | 1             | 13                                  |
| 11 years . . . . .  | 5                             | 1  | 2   | 1   | 1   | -  | -  | -  | -  | -  | - | -   | -             | 7                                   |
| 12 years . . . . .  | 8                             | -  | 2   | 4   | 2   | -  | -  | -  | -  | -  | - | -   | -             | 16                                  |
| 13 years . . . . .  | 10                            | 1  | 3   | 5   | 1   | -  | -  | -  | -  | -  | - | -   | -             | 16                                  |
| 14 years . . . . .  | 11                            | -  | 4   | 1   | 6   | -  | -  | -  | -  | -  | - | -   | -             | 24                                  |
| 15 - 19 years . . . . .   | 23                            | 3  | 3   | 10  | 7   | -  | -  | -  | -  | -  | - | -   | -             | 44                                  |
| 20 - 24 years . . . . .   | 21                            | 1  | 7   | 4   | 5   | 1  | -  | 1  | -  | -  | 1 | -   | 1             | 49                                  |
| 25 - 29 years . . . . .   | 18                            | 1  | 2   | 4   | 5   | -  | -  | 2  | -  | -  | - | 1   | 3             | 47                                  |
| 30+ years . . . . .   | 24                            | 4  | 5   | 2   | 2   | 2  | 4  | 2  | 1  | 1  | 1 | -   | -             | 79                                  |
| Not stated . . . . .  | -                             | -  | -   | -   | -   | -  | -  | -  | -  | -  | - | -   | -             | -                                   |

Table F5 - Female resident population 10 years of age and over, currently married only once, by age at marriage, duration of marriage and number of children ever born alive

| Country, Island,<br>Age at marriage (in years) and<br>duration of marriage (in years) | Total<br>female<br>population | Female population with indicated number of children born alive |    |    |    |   |   |   |   |   |   |     |               | No. of<br>children<br>born<br>alive |
|---|-------------------------------|--|----|----|----|---|---|---|---|---|---|-----|---------------|-------------------------------------|
|   |                               | 0  | 1  | 2  | 3  | 4 | 5 | 6 | 7 | 8 | 9 | 10+ | Not<br>Stated |                                     |
| ISLAND OF RODRIGUES   |                               |  |    |    |    |   |   |   |   |   |   |     |               |                                     |
| 35+ years at marriage   |                               |  |    |    |    |   |   |   |   |   |   |     |               |                                     |
| All durations . . . . .   | 93                            | 34   | 18 | 16 | 12 | 2 | 1 | 5 | 1 | 2 | - | -   | 2             | 152                                 |
| < 1 year . . . . .  | 1                             | -  | -  | 1  | -  | - | - | - | - | - | - | -   | -             | 2                                   |
| 1 year . . . . .  | 8                             | 3  | 2  | 1  | 2  | - | - | - | - | - | - | -   | -             | 10                                  |
| 2 years . . . . .   | 7                             | 2  | 3  | 2  | -  | - | - | - | - | - | - | -   | -             | 7                                   |
| 3 years . . . . .   | 5                             | 1  | -  | 1  | 2  | - | - | - | - | - | - | -   | 1             | 8                                   |
| 4 years . . . . .   | 5                             | 1  | 2  | 2  | -  | - | - | - | - | - | - | -   | -             | 6                                   |
| 5 years . . . . .   | -                             | -  | -  | -  | -  | - | - | - | - | - | - | -   | -             | -                                   |
| 6 years . . . . .   | 6                             | 3  | 1  | 2  | -  | - | - | - | - | - | - | -   | -             | 5                                   |
| 7 years . . . . .   | 2                             | 1  | -  | -  | -  | - | 1 | - | - | - | - | -   | -             | 5                                   |
| 8 years . . . . .   | 1                             | -  | -  | -  | -  | - | - | - | - | - | - | -   | 1             | -                                   |
| 9 years . . . . .   | 4                             | 3  | -  | -  | 1  | - | - | - | - | - | - | -   | -             | 3                                   |
| 10 years . . . . .  | 6                             | 3  | -  | 1  | 1  | - | - | 1 | - | - | - | -   | -             | 11                                  |
| 11 years . . . . .  | 4                             | 2  | 1  | -  | -  | - | - | 1 | - | - | - | -   | -             | 7                                   |
| 12 years . . . . .  | 2                             | 1  | 1  | -  | -  | - | - | - | - | - | - | -   | -             | 1                                   |
| 13 years . . . . .  | 1                             | -  | -  | 1  | -  | - | - | - | - | - | - | -   | -             | 2                                   |
| 14 years . . . . .  | 1                             | -  | -  | 1  | -  | - | - | - | - | - | - | -   | -             | 2                                   |
| 15 - 19 years . . . . .   | 14                            | 5  | 4  | 1  | 1  | 1 | - | - | 1 | 1 | - | -   | -             | 28                                  |
| 20 - 24 years . . . . .   | 12                            | 5  | 1  | 2  | 1  | 1 | - | 2 | - | - | - | -   | -             | 24                                  |
| 25 - 29 years . . . . .   | 8                             | 4  | 1  | -  | 2  | - | - | - | - | 1 | - | -   | -             | 15                                  |
| 30+ years . . . . .   | 6                             | -  | 2  | 1  | 2  | - | - | 1 | - | - | - | -   | -             | 16                                  |
| Not stated . . . . .  | -                             | -  | -  | -  | -  | - | - | - | - | - | - | -   | -             | -                                   |
| Age at marriage not stated  |                               |  |    |    |    |   |   |   |   |   |   |     |               |                                     |
| Duration of marriage<br>not stated . . . . .  | 3                             | 1  | 1  | -  | -  | - | - | - | - | - | - | -   | 1             | 12                                  |

# Map of Island of Mauritius showing Municipal and Village Council Areas by District

## Legend



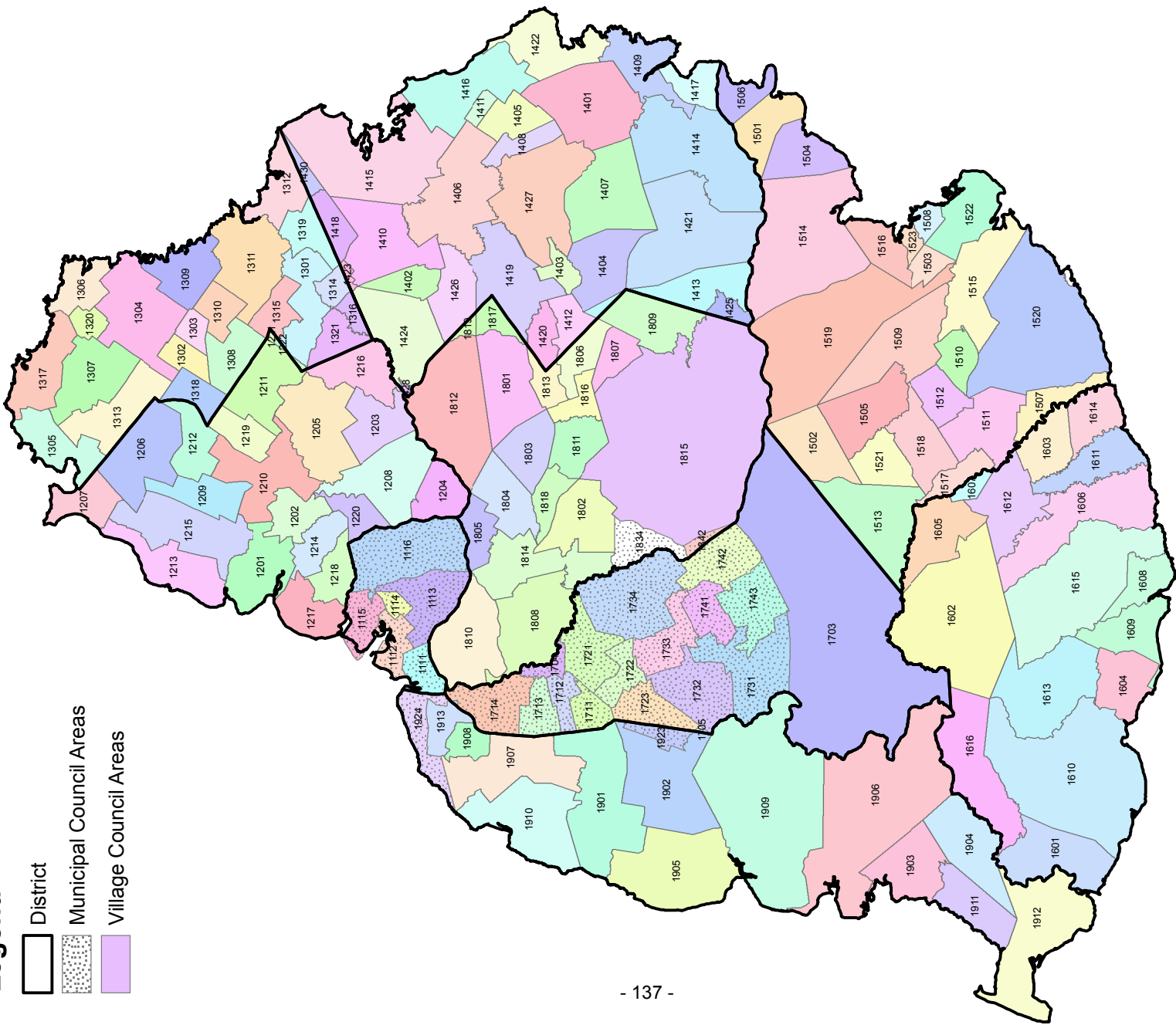
District



Municipal Council Areas



Village Council Areas



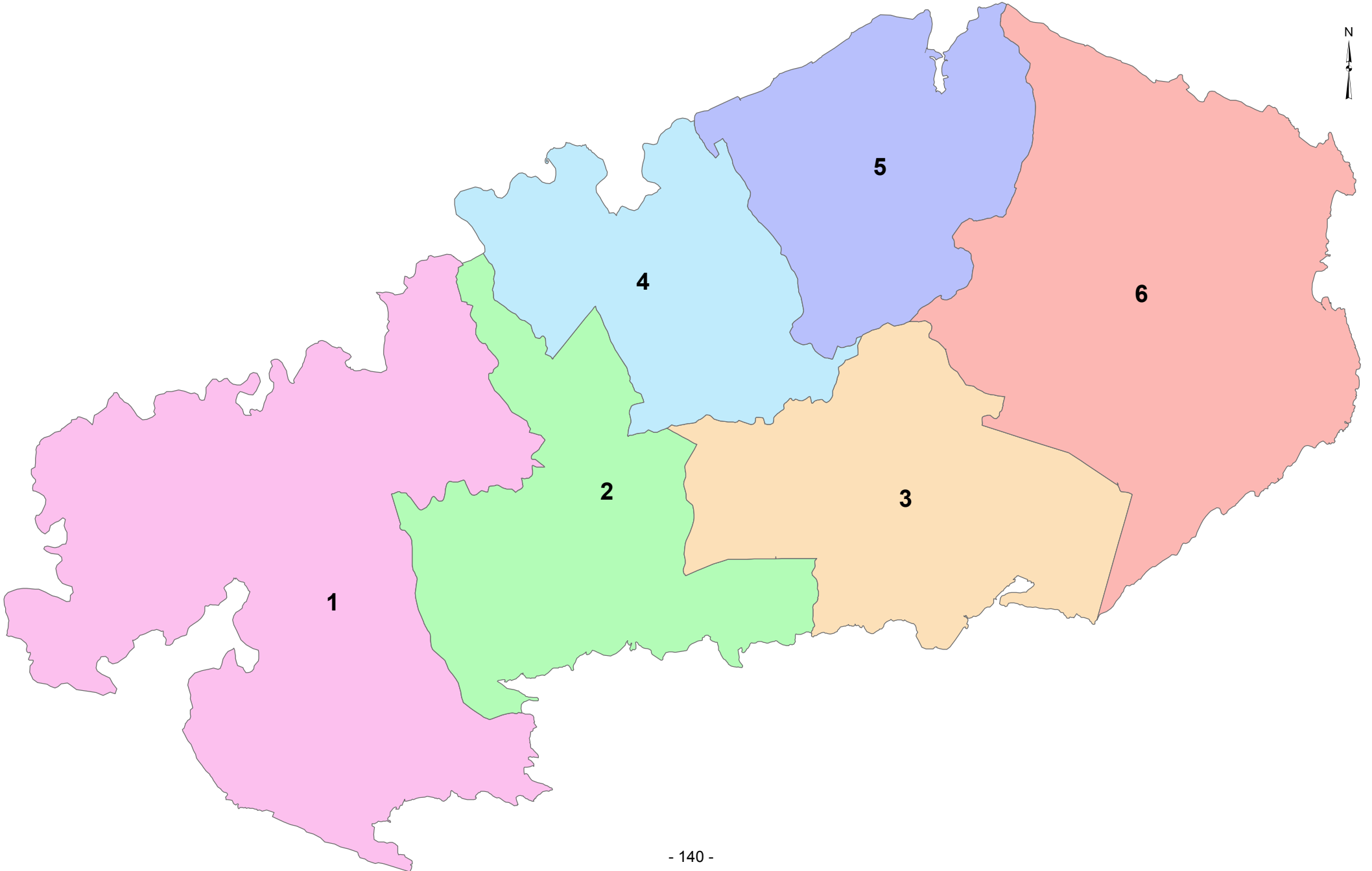
## Description of codes of Municipal and Village Council Areas shown at Appendix I

| <b>Code</b> | <b>Region</b>  | <b>Code</b> | <b>Region</b>  | <b>Code</b> | <b>Region</b>   | <b>Code</b> | <b>Region</b>   |
|-------------|--|-------------|--|-------------|---|-------------|---|
|             | <i>District of Port Louis</i>  |             | <i>District of Pamplemousses (contd)</i>                               |             | <i>District of Rivière du Rempart (contd)</i>                                       |             | <i>District of Flacq (contd)</i>  |
| 1111        | Town of Port-Louis - Ward 1- East<br>(West in Black River district)                      | 1220        | Notre Dame VCA   | 1319        | Plaines des Roches VCA - North<br>(South in Flacq district)                         | 1420        | St. Julien d'Hotman VCA - East<br>(West in Moka district)   |
| 1112        | Town of Port-Louis - Ward 2  | 1221        | Amitié VCA - West<br>(East in Rivière du Rempart district)             | 1320        | Roche Terre VCA   | 1421        | Sébastopol VCA  |
| 1113        | Town of Port-Louis - Ward 3  | 1222        | Belle Vue Maurel VCA - North<br>(South in Rivière du Rempart district) | 1321        | Villebague VCA - East (West in Pamplemousses<br>district & South in Flacq district) | 1422        | Trou d'Eau Douce VCA  |
| 1114        | Town of Port-Louis - Ward 4  |             | <i>District of Rivière du Rempart</i>                                  |             | <i>District of Flacq</i>  | 1423        | Amaury VCA - South (North in Rivière du<br>Rempart district)  |
| 1115        | Town of Port-Louis - Ward 5  | 1301        | Belle Vue Maurel VCA - South<br>(North in Pamplemousses district)      | 1401        | Bel Air Rivière Sèche VCA   | 1424        | Brisée Verdrière VCA - South<br>(North in Rivière du Rempart district)                              |
| 1116        | Town of Port-Louis - Ward 6  | 1302        | Cottage VCA  | 1402        | Bon Accueil VCA   | 1425        | Dubreuil VCA - East (West in Moka district)   |
|             | <i>District of Pamplemousses</i>   | 1303        | Espérance Trébuchet VCA  | 1403        | Camp de Masque VCA  | 1426        | Lalmatie VCA - East<br>(West in Moka district)  |
| 1201        | Arsenal VCA  | 1304        | Goodlands VCA  | 1404        | Camp de Masque Pavé VCA   | 1427        | Queen Victoria VCA  |
| 1202        | Calebasses VCA   | 1305        | Grand Baie VCA - East<br>(West in Pamplemousses district)              | 1405        | Camp Ithier VCA   | 1428        | Villebague VCA - South (East in Rivière du<br>Rempart district & West in Pamplemousses<br>district) |
| 1203        | Congomah VCA   | 1306        | Grand Gaube VCA  | 1406        | Centre de Flacq VCA   | 1430        | Roches Noires VCA - South<br>(North in Rivière du Rempart district)                                 |
| 1204        | Crève Coeur VCA  | 1307        | Petit Raffray VCA  | 1407        | Clémencia VCA   |             | <i>District of Grand Port</i>   |
| 1205        | D'Épinay VCA   | 1308        | Piton VCA - East<br>(West in Pamplemousses district)                   | 1408        | Écroignard VCA  | 1501        | Bambous Virieux VCA   |
| 1206        | Fond du Sac VCA  | 1309        | Poudre d'Or VCA  | 1409        | Grand River South East VCA  | 1502        | Bananes VCA   |
| 1207        | Grand Baie VCA - West<br>(East in Rivière du Rempart district)                           | 1310        | Poudre d'Or Hamlet VCA   | 1410        | Laventure VCA   | 1503        | Grand Bel Air VCA   |
| 1208        | Long Mountain VCA  | 1311        | Rivière du Rempart VCA   | 1411        | Mare la Chau VCA  | 1504        | Bois des Amourettes VCA   |
| 1209        | Morcellement St. André VCA   | 1312        | Roches Noires VCA - North<br>(South in Flacq District)                 | 1412        | Médine Camp de Masque VCA - East<br>(West in Moka district)                         | 1505        | Cluny VCA   |
| 1210        | Pamplemousses VCA  | 1313        | The Vale VCA   | 1413        | Montagne Blanche VCA - East<br>(West in Moka district)                              | 1506        | Grand Sable VCA   |
| 1211        | Piton VCA - West<br>(East in Rivière du Rempart District)                                | 1314        | Amaury VCA - North (South in Flacq district)                           | 1414        | Olivia VCA  | 1507        | L'Escalier VCA - East (West in Savanne district)  |
| 1212        | Plaine des Papayes VCA   | 1315        | Amitié VCA - East<br>(West in Pamplemousses district)                  | 1415        | Poste de Flacq VCA  | 1508        | Mahébourg VCA   |
| 1213        | Pointe aux Piments VCA   | 1316        | Brisée Verdrière VCA - North<br>(South in Flacq district)              | 1416        | Quatre Cocos VCA  | 1509        | Mare Chicose VCA  |
| 1214        | Terre Rouge VCA  | 1317        | Cap Malheureux VCA   | 1417        | Quatre Soeurs VCA   | 1510        | Mare d'Albert VCA   |
| 1215        | Triolet VCA  | 1318        | Mapou VCA - North<br>(South in Pamplemousses district)                 | 1418        | Plaines des Roches VCA - South<br>(North in Rivière du Rempart district)            | 1511        | Mare Tabac VCA  |
| 1216        | Villebague VCA - West (East in Rivière du<br>Rempart district & South in Flacq district) |             |  | 1419        | St. Julien (Haut de Flacq) VCA - East<br>(West in Moka district)                    | 1512        | New Grove VCA   |
| 1217        | Baie du Tombeau VCA  |             |  |             |   | 1513        | Nouvelle France VCA   |
| 1218        | Le Hochet VCA  |             |  |             |   |             |   |
| 1219        | Mapou VCA - South<br>(North in Rivière du Rempart district)                              |             |  |             |   |             |   |

## Description of codes of Municipal and Village Council Areas shown at Appendix I

| Code                                  | Region   | Code                               | Region  | Code                    | Region   | Code                           | Region  |
|---------------------------------------|--|------------------------------------|---|-------------------------|--|--------------------------------|---|
| <i>District of Grand Port (contd)</i> |  | <i>District of Savanne (contd)</i> |   | <i>District of Moka</i> |  | <i>District of Black-River</i> |   |
| 1514                                  | Old Grand Port VCA   | 1615                               | St. Aubin VCA   | 1801                    | Camp Thorel VCA  | 1901                           | Bambous VCA   |
| 1515                                  | Plaine Magnien VCA   | 1616                               | Chamarel VCA - East<br>(West in Black River district)                   | 1802                    | Dagotièrè VCA  | 1902                           | Cascavelle VCA - West<br>(East in Plaines Wilhems district)                 |
| 1516                                  | Rivière des Créoles VCA                                      | <i>District of Plaines Wilhems</i> |   | 1803                    | Espérance VCA  | 1903                           | Case Noyale VCA   |
| 1517                                  | Rivière du Poste VCA - East<br>(West in Savanne district)    | 1703                               | Midlands VCA  | 1804                    | L'Avenir VCA   | 1904                           | Chamarel VCA - West (East in Savanne district)                              |
| 1518                                  | Rose Belle VCA   | 1704                               | Moka VCA - West (East in Moka district)                                 | 1805                    | La Laura - Malenga VCA   | 1905                           | Flic en Flac VCA  |
| 1519                                  | St. Hubert VCA   | 1705                               | Cascavelle VCA - East (West in Black River district)                    | 1806                    | Médirine Camp de Masque VCA - West<br>(East in Flacq district)               | 1906                           | Grande Rivière Noire VCA  |
| 1520                                  | Trois Boutiques VCA  | 1711                               | Town of Beau-Bassin/Rose-Hill - Ward 1                                  | 1807                    | Melrose VCA  | 1907                           | Gros Cailloux VCA   |
| 1521                                  | Union Park VCA   | 1712                               | Town of Beau-Bassin/Rose-Hill - Ward 2                                  | 1808                    | Moka VCA - East (West in Plaines Wilhems district)                           | 1908                           | Petite Rivière VCA  |
| 1522                                  | Beau Vallon VCA  | 1713                               | Town of Beau-Bassin/Rose-Hill - Ward 3                                  | 1809                    | Montagne Blanche VCA - West<br>(East in Flacq district)                      | 1909                           | Tamarin VCA   |
| 1523                                  | Petit Bel Air VCA  | 1714                               | Town of Beau-Bassin/Rose-Hill - Ward 4                                  | 1810                    | Pailles VCA  | 1910                           | Albion VCA  |
| <i>District of Savanne</i>            |  | 1721                               | Town of Quatre-Bornes - Ward 1  | 1811                    | Quartier Militaire VCA   | 1911                           | La Gaulette VCA   |
| 1601                                  | Baie du Cap VCA  | 1722                               | Town of Quatre-Bornes - Ward 2  | 1812                    | Nouvelle Decouvert VCA   | 1912                           | Le Morne VCA  |
| 1602                                  | Bois Chéri VCA   | 1723                               | Town of Quatre-Bornes - Ward 3 - East<br>(West in Black River district) | 1813                    | St. Julien d'Hotman VCA - West<br>(East in Flacq district)                   | 1913                           | Richelieu VCA   |
| 1603                                  | Camp Diable VCA  | 1731                               | Town of Vacoas/Phoenix - Ward 1   | 1814                    | St. Pierre VCA   | 1923                           | Town of Quatre-Bornes - Ward 3 - West<br>(East in Plaines Wilhems district) |
| 1604                                  | Chemin Grenier VCA   | 1732                               | Town of Vacoas/Phoenix - Ward 2   | 1815                    | Dubreuil VCA - West (East in Flacq district)                                 | 1924                           | Town of Port-Louis - Ward 1 - West<br>(East in Port Louis district)         |
| 1605                                  | Grand Bois VCA   | 1733                               | Town of Vacoas/Phoenix - Ward 3   | 1816                    | Providence VCA   |                                |   |
| 1606                                  | Rivière des Anguilles VCA                                    | 1734                               | Town of Vacoas/Phoenix - Ward 4 - West<br>(East in Moka district)       | 1817                    | St. Julien (Haut de Flacq) VCA - West<br>(East in Flacq district)            |                                |   |
| 1607                                  | Rivière du Poste VCA - West<br>(East in Grand Port district) | 1741                               | Town of Curepipe - Ward 1   | 1818                    | Verdun VCA   |                                |   |
| 1608                                  | Souillac VCA   | 1742                               | Town of Curepipe - Ward 2 - West<br>(East in Moka district)             | 1819                    | Lalmatie VCA - West (East in Flacq district)                                 |                                |   |
| 1609                                  | Surinam VCA  | 1743                               | Town of Curepipe - Ward 3   | 1834                    | Town of Vacoas/Phoenix - Ward 4 - East<br>(West in Plaines Wilhems district) |                                |   |
| 1610                                  | Bel Ombre VCA  |                                    |   | 1842                    | Town of Curepipe - Ward 2 - East<br>(West in Plaines Wilhems district)       |                                |   |
| 1611                                  | Bénarès VCA  |                                    |   |                         |  |                                |   |
| 1612                                  | Britannia VCA  |                                    |   |                         |  |                                |   |
| 1613                                  | Chamouny VCA   |                                    |   |                         |  |                                |   |
| 1614                                  | L'Escalier VCA - West<br>(East in Grand Port district)       |                                    |   |                         |  |                                |   |

# Map of Island of Rodrigues showing six local regions



### List of localities within each local region defined for Rodrigues

| Region 1                 | Region 2         | Region 3           | Region 4            | Region 5         | Region 6                |
|--------------------------|------------------|--------------------|---------------------|------------------|-------------------------|
| Anse Nicholas            | Anse Baleine     | Bassin Cabri       | Acacia              | Anse Aux Anglais | Anse Ally               |
| Anse Quitor (Corail)     | Anse Raffin      | Bassin Gallard     | Allée Tamarin       | Baie Lascars     | Anse Femie              |
| Baie Du Nord             | Anse Tamarin     | Bois D'Olive       | Baie Diamant        | Baladirou        | Balidirou               |
| Baie Lascars (West)      | Baie Malgache    | Canary             | Baie Malgache       | Camp Baptiste    | Bassin Banane           |
| Baie Manioc              | Barrage          | Canne Paul         | Barrage             | Camp Du Roi      | Batatran                |
| Baie Pistache            | Bigarade         | Citron Donis       | Camp Du Roi         | Caverne Provert  | Bel Air                 |
| Baie Topaze              | Citron Donis     | Dans Bégué         | Dans Samy           | Champs           | Brulé                   |
| Bengélique               | Citron           | Eau Claire         | Jardin Mamzelle     | Citronelle       | Chateau D'Eau           |
| Camp Pintade             | Dans Samy        | Eau Vannée         | La Bonté            | Sygangues        | Coromandel              |
| Cascade Jean Louis       | Deux Montagnes   | Lataniers          | Les Choux           | Dans Bébé        | Dans Azie               |
| Caverne Patate           | Grand Var        | Malartic           | L'Union             | Désiré           | Décidé                  |
| Corail                   | Ile Michel       | Mont Lubin         | Malabar             | Fond La Digue    | Fumier                  |
| Eau Verte                | La Ferme         | Montagne Bois Noir | Malartic            | Grand Baie       | Grande Montagne         |
| Grand La Fouche (Corail) | La Fouche Corail | Montagne Chérie    | Mon Chérie          | Crève Coeur      | Graviers                |
| Grand La Fouche (Mangue) | Mangues          | Nassola            | Montagne Charlot    | Jentac           | Crève Coeur             |
| La Ferme                 | Maréchal         | Palissade Ternel   | Montagne Cimetièrre | Malabar          | Montagne Cabris (South) |
| Les Salines              | Mont Cabris      | Parc Martin        | Montagne Tonnerre   | Mont Lubin       | Montagne Goyaves        |
| Limon                    | Papayes          | Parc Tortue        | Mourouk             | Montagne Charlot | Nassola                 |
| Mangues                  | Petit Gabriel    | Pavillon           | Baie aux Huitres    | Montagne Fanal   | Nouvelle Decouverte     |
| Manique                  | Petite Butte     | Petit Gabriel      | Petit Gabriel       | Montagne Goyaves | Oranges                 |
| Montagne Croupier        | Quatre Vents     | Pompée             | Pointe L'Herbe      | Morico           | Palissade Ternel        |
| Montagne Du Sable        | Rivière Cocos    | Port Sud Est       | Pointe Monnier      | Oranges          | Patate Théophile        |
| Montagne Plate           | Tamarin          | Sainte Famille     | Quatre Vents        | Port Mathurin    | Paté Reynieux           |
| Montagne Travers         |                  | Saint Gabriel      | Soupir              | Roseaux          | Petit Brulé             |
| Patate                   |                  | Tambes             |                     | Solitude         | Petits Graviers         |
| Petite Butte             |                  | Var Brulé          |                     | Soupir           | Pointe Cotton           |
| Piments                  |                  |                    |                     | Terre Rouge      | Rivière Banane          |
| Pistache                 |                  |                    |                     | Vainqueur        | Roche Bon Dieu          |
| Plaine Caverne           |                  |                    |                     | Vangar           | Saint D'Or              |
| Plaine Corail            |                  |                    |                     |                  | Saint Francois          |
| Plaine Mapou             |                  |                    |                     |                  | Saponnaire              |
| Reposoir                 |                  |                    |                     |                  | St Louis                |
| Vangasailles             |                  |                    |                     |                  | Tambes                  |
| Vingt Tours              |                  |                    |                     |                  | Tasman                  |
|                          |                  |                    |                     |                  | Trèfles                 |
|                          |                  |                    |                     |                  | Trois Soleils           |
|                          |                  |                    |                     |                  | Vainqueur               |

IN STRICT CONFIDENCE



REPUBLIC OF MAURITIUS  
MINISTRY OF FINANCE & ECONOMIC DEVELOPMENT  
CENTRAL STATISTICS OFFICE  
POPULATION CENSUS (Night 3 - 4 July 2011)



## Completion of the Questionnaire

**Confidentiality**


The census is being carried out under the Statistics Act 2000 which guarantees the confidentiality of personal information.

**Who should be counted in this questionnaire?**

- All persons present in the household on the Census night 3 - 4 July 2011 whether they are members of the household, visitors, guests, boarders or servants.
- All persons who usually live in the household but were away on census night.
- All persons who arrive on the premises and join the household on Monday 4 July 2011 without having been enumerated elsewhere.

**How to complete the questionnaire?**

1. Use a **BLACK** ballpoint pen of 0.7 mm diameter.
2. Shade check boxes like this



3. If you make a mistake, cross out the wrongly shaded check box, shade the appropriate box and circle it.



4. Write legibly in **CAPITAL** letters and keep each letter within 1 box; only leave a box to keep a space between words

SECONDARY EDUCATION

5. If you make a mistake, darken totally the wrong entries and continue the entries like this:

PRIMARY

## Name, Address and Particulars of Household

| G/DIST   | MVCA | EA | BLOCK NO. | BUILDING NO. | HU NO. | HH NO. | HH TP | I. No. of Persons - Housing Census:                       |      |        |
|--|------|----|-----------|--------------|--------|--------|-------|---|------|--------|
|  |      |    |           |              |        |        |       | Total   | Male | Female |
|  |      |    |           |              |        |        |       |   |      |        |
| SURNAME  |      |    |           |              |        |        |       |   |      |        |
| OTHER NAMES  |      |    |           |              |        |        |       |   |      |        |
| NAME OF APARTMENT/FLAT                                     |      |    |           |              |        |        |       |   |      |        |
| NO. & STREET/ROAD/LANE                                     |      |    |           |              |        |        |       |   |      |        |
| LOCALITY   |      |    |           |              |        |        |       |   |      |        |
| TOWN/VILLAGE   |      |    |           |              |        |        |       |   |      |        |
| iv. Number of questionnaires completed for this household: |      |    |           |              |        |        |       | v. Barcode of the first questionnaire for this household: |      |        |
|  |      |    |           |              |        |        |       |   |      |        |
| Remarks: .....   |      |    |           |              |        |        |       | Enumerator ID:  |      |        |
| Name of Enumerator: .....                                  |      |    |           |              |        |        |       | Signature of the Enumerator: .....                        |      |        |
|  |      |    |           |              |        |        |       |   |      |        |



COMPLETE A LINE FOR EVERY PERSON PRESENT ON CENSUS NIGHT (3 - 4 JULY 2011) AND ALSO FOR EVERY PERSON WHO USUALLY LIVES IN THE HOUSEHOLD BUT WAS ABSENT ON CENSUS NIGHT

| P01<br>Person Number | P02A<br>i Surname<br>ii Other names  | P02B<br>National ID Card Number                             | P03<br>Relationship to head   | P04<br>Sex                        | P05<br>Age                        | P06<br>Date of birth                    |
|----------------------|--|---|---|-----------------------------------|-----------------------------------|---|
|                      | Write the (i) surname and (ii) other names in the following order:<br>Head of household<br>Spouse of head<br>Unmarried children of head<br>Married children of head and their families<br>Other relatives of head<br>Other persons | Write the ID number.<br>(applicable for Mauritian citizens) | State if:<br>1 Head<br>2 Spouse<br>3 Son/Daughter<br>4 Son-in-law/<br>Daughter-in-law<br>5 Grand child<br>6 Father/Mother of head<br>7 Other relative of head<br>8 Non relative of head | State if:<br>M: Male<br>F: Female | Write the age in completed years. | Write the day, month and year of birth. |
|                      | <b>BABIES MUST BE INCLUDED</b>   |   |   |                                   |                                   |   |
| <input type="text"/> | i <input type="text"/><br>ii <input type="text"/>  | <input type="text"/>  | <input type="text"/><br>1 2 3 4 5 6 7 8   | <input type="text"/><br>M F       | <input type="text"/>              | <input type="text"/><br>DD MM YYYY      |
| <input type="text"/> | i <input type="text"/><br>ii <input type="text"/>  | <input type="text"/>  | <input type="text"/><br>1 2 3 4 5 6 7 8   | <input type="text"/><br>M F       | <input type="text"/>              | <input type="text"/><br>DD MM YYYY      |
| <input type="text"/> | i <input type="text"/><br>ii <input type="text"/>  | <input type="text"/>  | <input type="text"/><br>1 2 3 4 5 6 7 8   | <input type="text"/><br>M F       | <input type="text"/>              | <input type="text"/><br>DD MM YYYY      |
| <input type="text"/> | i <input type="text"/><br>ii <input type="text"/>  | <input type="text"/>  | <input type="text"/><br>1 2 3 4 5 6 7 8   | <input type="text"/><br>M F       | <input type="text"/>              | <input type="text"/><br>DD MM YYYY      |
| <input type="text"/> | i <input type="text"/><br>ii <input type="text"/>  | <input type="text"/>  | <input type="text"/><br>1 2 3 4 5 6 7 8   | <input type="text"/><br>M F       | <input type="text"/>              | <input type="text"/><br>DD MM YYYY      |
| <input type="text"/> | i <input type="text"/><br>ii <input type="text"/>  | <input type="text"/>  | <input type="text"/><br>1 2 3 4 5 6 7 8   | <input type="text"/><br>M F       | <input type="text"/>              | <input type="text"/><br>DD MM YYYY      |
| <input type="text"/> | i <input type="text"/><br>ii <input type="text"/>  | <input type="text"/>  | <input type="text"/><br>1 2 3 4 5 6 7 8   | <input type="text"/><br>M F       | <input type="text"/>              | <input type="text"/><br>DD MM YYYY      |
| <input type="text"/> | i <input type="text"/><br>ii <input type="text"/>  | <input type="text"/>  | <input type="text"/><br>1 2 3 4 5 6 7 8   | <input type="text"/><br>M F       | <input type="text"/>              | <input type="text"/><br>DD MM YYYY      |

| P01<br>Person<br>Number | P07A<br>Citizenship   | P08<br>Whereabouts<br>as Census<br>night   | P09A<br>Usual address   |
|-------------------------|---|--|---|
|                         | <p><b>State if the person's citizenship is:</b></p> <p><b>If non-Mauritian, specify the country of citizenship.</b></p> <p>1 Mauritan, born in Island of Mauritius<br/>                     2 Mauritian, born in Rodrigues<br/>                     3 Mauritian, born in Diego Garcia/Chagos<br/>                     4 Mauritian, born in Agalega/St. Brandon<br/>                     5 Mauritian by descent<br/>                     6 Mauritian by registration<br/>                     7 Mauritian by naturalisation<br/>                     8 Non-Mauritian</p> | <p><b>State if:</b></p> <p>1 Here<br/>                     2 Elsewhere in the Republic of Mauritius<br/>                     3 Outside the Republic of Mauritius</p> | <p><b>State if usual address is:</b></p> <p>1 Here<br/>                     2 Elsewhere in the Republic of Mauritius<br/>                     3 Outside the Republic of Mauritius</p> <p><i>If usual address is «Here» go to P10A</i></p> <p><b>For persons whose usual address is not «Here».</b><br/>                     Write the person's usual address.<br/>                     For persons on visit to Mauritius, write the country of residence.</p> |
| <input type="text"/>    | <input type="text"/>  | <input type="text"/>   | <input type="text"/>  |
| <input type="text"/>    | <input type="text"/>  | <input type="text"/>   | <input type="text"/>  |
| <input type="text"/>    | <input type="text"/>  | <input type="text"/>   | <input type="text"/>  |
| <input type="text"/>    | <input type="text"/>  | <input type="text"/>   | <input type="text"/>  |
| <input type="text"/>    | <input type="text"/>  | <input type="text"/>   | <input type="text"/>  |
| <input type="text"/>    | <input type="text"/>  | <input type="text"/>   | <input type="text"/>  |
| <input type="text"/>    | <input type="text"/>  | <input type="text"/>   | <input type="text"/>  |
| <input type="text"/>    | <input type="text"/>  | <input type="text"/>   | <input type="text"/>  |
| <input type="text"/>    | <input type="text"/>  | <input type="text"/>   | <input type="text"/>  |
| <input type="text"/>    | <input type="text"/>  | <input type="text"/>   | <input type="text"/>  |

| P01<br>Person Number | P10A<br>Place of residence   | P10B<br>Place of residence   | P10C<br>Reason for living abroad   | P10D<br>Reason for staying in the Republic of Mauritius  | P11A<br>Usual address 5 years ago (on 03.07.2006)  | P11B<br>Usual address 5 years ago (on 03.07.2006)  |
|----------------------|--|--|--|--|--|--|
|                      | State if the person lived in the Republic of Mauritius continuously for the <u>past</u> 12 months.<br><br>Y: Yes<br>N: No<br>If «Yes» go to P11A | State if the person intends to live in the Republic of Mauritius continuously for <u>at least</u> 12 months.<br><br>Y: Yes<br>N: No<br>If «Yes» go to P11A | For Mauritian citizens who replied «No» at both P10A and P10B, state if:<br><br>1. Working abroad<br>2. Studying abroad<br>3. On medical treatment<br>4. Other | For non-Mauritian citizens who replied «No» at both P10A and P10B, state if:<br><br>1. Working<br>2. Studying<br>3. On medical treatment<br>4. Other<br><br>STOP HERE if «On medical treatment» or «Other» | State if:<br><br>1. Here<br>2. Elsewhere in the Republic of Mauritius<br>3. Outside the Republic of Mauritius<br>4. Not born | If usual address 5 years ago is elsewhere in the Republic of Mauritius, write the person's address.<br><br>If usual address 5 years ago is outside the Republic of Mauritius, write the country.<br><br>If usual address 5 years ago is «Here» or «Not born», leave blank. |
| <input type="text"/> | <input type="radio"/> Y <input type="radio"/> N  | <input type="radio"/> Y <input type="radio"/> N  | <input type="radio"/> 1 <input type="radio"/> 2 <input type="radio"/> 3 <input type="radio"/> 4  | <input type="radio"/> 1 <input type="radio"/> 2 <input type="radio"/> 3 <input type="radio"/> 4  | <input type="radio"/> 1 <input type="radio"/> 2 <input type="radio"/> 3 <input type="radio"/> 4                              | <input type="text"/>   |
| <input type="text"/> | <input type="radio"/> Y <input type="radio"/> N  | <input type="radio"/> Y <input type="radio"/> N  | <input type="radio"/> 1 <input type="radio"/> 2 <input type="radio"/> 3 <input type="radio"/> 4  | <input type="radio"/> 1 <input type="radio"/> 2 <input type="radio"/> 3 <input type="radio"/> 4  | <input type="radio"/> 1 <input type="radio"/> 2 <input type="radio"/> 3 <input type="radio"/> 4                              | <input type="text"/>   |
| <input type="text"/> | <input type="radio"/> Y <input type="radio"/> N  | <input type="radio"/> Y <input type="radio"/> N  | <input type="radio"/> 1 <input type="radio"/> 2 <input type="radio"/> 3 <input type="radio"/> 4  | <input type="radio"/> 1 <input type="radio"/> 2 <input type="radio"/> 3 <input type="radio"/> 4  | <input type="radio"/> 1 <input type="radio"/> 2 <input type="radio"/> 3 <input type="radio"/> 4                              | <input type="text"/>   |
| <input type="text"/> | <input type="radio"/> Y <input type="radio"/> N  | <input type="radio"/> Y <input type="radio"/> N  | <input type="radio"/> 1 <input type="radio"/> 2 <input type="radio"/> 3 <input type="radio"/> 4  | <input type="radio"/> 1 <input type="radio"/> 2 <input type="radio"/> 3 <input type="radio"/> 4  | <input type="radio"/> 1 <input type="radio"/> 2 <input type="radio"/> 3 <input type="radio"/> 4                              | <input type="text"/>   |
| <input type="text"/> | <input type="radio"/> Y <input type="radio"/> N  | <input type="radio"/> Y <input type="radio"/> N  | <input type="radio"/> 1 <input type="radio"/> 2 <input type="radio"/> 3 <input type="radio"/> 4  | <input type="radio"/> 1 <input type="radio"/> 2 <input type="radio"/> 3 <input type="radio"/> 4  | <input type="radio"/> 1 <input type="radio"/> 2 <input type="radio"/> 3 <input type="radio"/> 4                              | <input type="text"/>   |
| <input type="text"/> | <input type="radio"/> Y <input type="radio"/> N  | <input type="radio"/> Y <input type="radio"/> N  | <input type="radio"/> 1 <input type="radio"/> 2 <input type="radio"/> 3 <input type="radio"/> 4  | <input type="radio"/> 1 <input type="radio"/> 2 <input type="radio"/> 3 <input type="radio"/> 4  | <input type="radio"/> 1 <input type="radio"/> 2 <input type="radio"/> 3 <input type="radio"/> 4                              | <input type="text"/>   |
| <input type="text"/> | <input type="radio"/> Y <input type="radio"/> N  | <input type="radio"/> Y <input type="radio"/> N  | <input type="radio"/> 1 <input type="radio"/> 2 <input type="radio"/> 3 <input type="radio"/> 4  | <input type="radio"/> 1 <input type="radio"/> 2 <input type="radio"/> 3 <input type="radio"/> 4  | <input type="radio"/> 1 <input type="radio"/> 2 <input type="radio"/> 3 <input type="radio"/> 4                              | <input type="text"/>   |

| P01<br>Person<br>Number  | P12 A<br>State if the person has any difficulty to perform a daily-life activity considered normal for his/her age.<br><br>Y: Yes<br>N: No<br><br>If «No» go to P13 | P12B<br>Disability  |   |   |   |   |   |   |  |   |  |
|--|---|---|---|---|---|---|---|---|--|---|--|
|  |   | A<br>Seeing even if wearing glasses   | B<br>Hearing even if using a hearing aid  | C<br>Walking or climbing stairs   | D<br>Remembering, concentrating or acquiring education and learning                 | E<br>Looking after oneself with regard to feeding, personal care and hygiene        | F<br>Speaking and talking   | G<br>Manual activities such as gripping and holding                                 | H<br>Disturbances of behaviour, including antisocial behaviour, maladjustment and liability to self injury | I<br>Other difficulties, specify  |  |
| <input type="checkbox"/> <input type="checkbox"/> <input type="checkbox"/> | <input type="checkbox"/> <input type="checkbox"/> <input type="checkbox"/><br>Y N   | <input type="checkbox"/> <input type="checkbox"/> <input type="checkbox"/><br>1 2 3 | <input type="checkbox"/> <input type="checkbox"/> <input type="checkbox"/><br>1 2 3 | <input type="checkbox"/> <input type="checkbox"/> <input type="checkbox"/><br>1 2 3 | <input type="checkbox"/> <input type="checkbox"/> <input type="checkbox"/><br>1 2 3 | <input type="checkbox"/> <input type="checkbox"/> <input type="checkbox"/><br>1 2 3 | <input type="checkbox"/> <input type="checkbox"/> <input type="checkbox"/><br>1 2 3 | <input type="checkbox"/> <input type="checkbox"/> <input type="checkbox"/><br>1 2 3 | <input type="checkbox"/> <input type="checkbox"/> <input type="checkbox"/><br>1 2 3                        | <input type="checkbox"/> <input type="checkbox"/> <input type="checkbox"/><br>1 2 3 |  |
| <input type="checkbox"/> <input type="checkbox"/> <input type="checkbox"/> | <input type="checkbox"/> <input type="checkbox"/><br>Y N  | <input type="checkbox"/> <input type="checkbox"/> <input type="checkbox"/><br>1 2 3 | <input type="checkbox"/> <input type="checkbox"/> <input type="checkbox"/><br>1 2 3 | <input type="checkbox"/> <input type="checkbox"/> <input type="checkbox"/><br>1 2 3 | <input type="checkbox"/> <input type="checkbox"/> <input type="checkbox"/><br>1 2 3 | <input type="checkbox"/> <input type="checkbox"/> <input type="checkbox"/><br>1 2 3 | <input type="checkbox"/> <input type="checkbox"/> <input type="checkbox"/><br>1 2 3 | <input type="checkbox"/> <input type="checkbox"/> <input type="checkbox"/><br>1 2 3 | <input type="checkbox"/> <input type="checkbox"/> <input type="checkbox"/><br>1 2 3                        | <input type="checkbox"/> <input type="checkbox"/> <input type="checkbox"/><br>1 2 3 |  |
| <input type="checkbox"/> <input type="checkbox"/> <input type="checkbox"/> | <input type="checkbox"/> <input type="checkbox"/><br>Y N  | <input type="checkbox"/> <input type="checkbox"/> <input type="checkbox"/><br>1 2 3 | <input type="checkbox"/> <input type="checkbox"/> <input type="checkbox"/><br>1 2 3 | <input type="checkbox"/> <input type="checkbox"/> <input type="checkbox"/><br>1 2 3 | <input type="checkbox"/> <input type="checkbox"/> <input type="checkbox"/><br>1 2 3 | <input type="checkbox"/> <input type="checkbox"/> <input type="checkbox"/><br>1 2 3 | <input type="checkbox"/> <input type="checkbox"/> <input type="checkbox"/><br>1 2 3 | <input type="checkbox"/> <input type="checkbox"/> <input type="checkbox"/><br>1 2 3 | <input type="checkbox"/> <input type="checkbox"/> <input type="checkbox"/><br>1 2 3                        | <input type="checkbox"/> <input type="checkbox"/> <input type="checkbox"/><br>1 2 3 |  |
| <input type="checkbox"/> <input type="checkbox"/> <input type="checkbox"/> | <input type="checkbox"/> <input type="checkbox"/><br>Y N  | <input type="checkbox"/> <input type="checkbox"/> <input type="checkbox"/><br>1 2 3 | <input type="checkbox"/> <input type="checkbox"/> <input type="checkbox"/><br>1 2 3 | <input type="checkbox"/> <input type="checkbox"/> <input type="checkbox"/><br>1 2 3 | <input type="checkbox"/> <input type="checkbox"/> <input type="checkbox"/><br>1 2 3 | <input type="checkbox"/> <input type="checkbox"/> <input type="checkbox"/><br>1 2 3 | <input type="checkbox"/> <input type="checkbox"/> <input type="checkbox"/><br>1 2 3 | <input type="checkbox"/> <input type="checkbox"/> <input type="checkbox"/><br>1 2 3 | <input type="checkbox"/> <input type="checkbox"/> <input type="checkbox"/><br>1 2 3                        | <input type="checkbox"/> <input type="checkbox"/> <input type="checkbox"/><br>1 2 3 |  |
| <input type="checkbox"/> <input type="checkbox"/> <input type="checkbox"/> | <input type="checkbox"/> <input type="checkbox"/><br>Y N  | <input type="checkbox"/> <input type="checkbox"/> <input type="checkbox"/><br>1 2 3 | <input type="checkbox"/> <input type="checkbox"/> <input type="checkbox"/><br>1 2 3 | <input type="checkbox"/> <input type="checkbox"/> <input type="checkbox"/><br>1 2 3 | <input type="checkbox"/> <input type="checkbox"/> <input type="checkbox"/><br>1 2 3 | <input type="checkbox"/> <input type="checkbox"/> <input type="checkbox"/><br>1 2 3 | <input type="checkbox"/> <input type="checkbox"/> <input type="checkbox"/><br>1 2 3 | <input type="checkbox"/> <input type="checkbox"/> <input type="checkbox"/><br>1 2 3 | <input type="checkbox"/> <input type="checkbox"/> <input type="checkbox"/><br>1 2 3                        | <input type="checkbox"/> <input type="checkbox"/> <input type="checkbox"/><br>1 2 3 |  |
| <input type="checkbox"/> <input type="checkbox"/> <input type="checkbox"/> | <input type="checkbox"/> <input type="checkbox"/><br>Y N  | <input type="checkbox"/> <input type="checkbox"/> <input type="checkbox"/><br>1 2 3 | <input type="checkbox"/> <input type="checkbox"/> <input type="checkbox"/><br>1 2 3 | <input type="checkbox"/> <input type="checkbox"/> <input type="checkbox"/><br>1 2 3 | <input type="checkbox"/> <input type="checkbox"/> <input type="checkbox"/><br>1 2 3 | <input type="checkbox"/> <input type="checkbox"/> <input type="checkbox"/><br>1 2 3 | <input type="checkbox"/> <input type="checkbox"/> <input type="checkbox"/><br>1 2 3 | <input type="checkbox"/> <input type="checkbox"/> <input type="checkbox"/><br>1 2 3 | <input type="checkbox"/> <input type="checkbox"/> <input type="checkbox"/><br>1 2 3                        | <input type="checkbox"/> <input type="checkbox"/> <input type="checkbox"/><br>1 2 3 |  |
| <input type="checkbox"/> <input type="checkbox"/> <input type="checkbox"/> | <input type="checkbox"/> <input type="checkbox"/><br>Y N  | <input type="checkbox"/> <input type="checkbox"/> <input type="checkbox"/><br>1 2 3 | <input type="checkbox"/> <input type="checkbox"/> <input type="checkbox"/><br>1 2 3 | <input type="checkbox"/> <input type="checkbox"/> <input type="checkbox"/><br>1 2 3 | <input type="checkbox"/> <input type="checkbox"/> <input type="checkbox"/><br>1 2 3 | <input type="checkbox"/> <input type="checkbox"/> <input type="checkbox"/><br>1 2 3 | <input type="checkbox"/> <input type="checkbox"/> <input type="checkbox"/><br>1 2 3 | <input type="checkbox"/> <input type="checkbox"/> <input type="checkbox"/><br>1 2 3 | <input type="checkbox"/> <input type="checkbox"/> <input type="checkbox"/><br>1 2 3                        | <input type="checkbox"/> <input type="checkbox"/> <input type="checkbox"/><br>1 2 3 |  |

**FOR PERSONS NOT SINGLE AT P13**

| P01<br>Person Number | P13<br>Marital status   | P14<br>Age at first marriage      | P15<br>Whether married more than once | P16<br>Number of children ever born   | P17<br>Religion  |
|----------------------|---|-----------------------------------|---------------------------------------|---|--|
|                      | <p>State if:</p> <p>0 Widowed (not remarried)<br/>1 Divorced (not remarried)<br/>2 Separated<br/>3 Married religiously and civilly<br/>4 Married religiously only<br/>5 Married civilly only</p> <p>6 In a union but not married religiously or civilly<br/>7 Single (never married)<br/>8 Unmarried parent<br/>9 Other - specify</p> | Write the age in completed years. | State if:<br>Y : Yes<br>N : No        | For women not «Single» at P13, write the number of children ever born (excluding still births). | Write the religion as reported by the person.<br>If the person has no religion, write «NO RELIGION». |
| <input type="text"/> | <input type="text"/>  | <input type="text"/>              | <input type="text"/>                  | <input type="text"/>  | <input type="text"/>   |
| <input type="text"/> | <input type="text"/>  | <input type="text"/>              | <input type="text"/>                  | <input type="text"/>  | <input type="text"/>   |
| <input type="text"/> | <input type="text"/>  | <input type="text"/>              | <input type="text"/>                  | <input type="text"/>  | <input type="text"/>   |
| <input type="text"/> | <input type="text"/>  | <input type="text"/>              | <input type="text"/>                  | <input type="text"/>  | <input type="text"/>   |
| <input type="text"/> | <input type="text"/>  | <input type="text"/>              | <input type="text"/>                  | <input type="text"/>  | <input type="text"/>   |
| <input type="text"/> | <input type="text"/>  | <input type="text"/>              | <input type="text"/>                  | <input type="text"/>  | <input type="text"/>   |
| <input type="text"/> | <input type="text"/>  | <input type="text"/>              | <input type="text"/>                  | <input type="text"/>  | <input type="text"/>   |
| <input type="text"/> | <input type="text"/>  | <input type="text"/>              | <input type="text"/>                  | <input type="text"/>  | <input type="text"/>   |

**FOR PERSONS AGED 2 YEARS AND OVER**

| P01<br>Person Number | P18<br>Languages of forefathers | P19<br>Language usually spoken | P20<br>Languages read and written |  |
|----------------------|---------------------------------|--------------------------------|-----------------------------------|--|
|----------------------|---------------------------------|--------------------------------|-----------------------------------|--|

Write the language(s) spoken by the person's ancestors.

Up to two answers are possible.

For census purposes, consider creole and bhojpuri as languages.

Write the language usually or most often spoken by the person at home.

For children not yet able to speak, write the language spoken by the mother.

**STOP HERE FOR CHILDREN UNDER 2 YEARS**

State the language(s) in which the person can, with understanding, both read and write a simple statement in his/her everyday life.

- 0 None
- 1 Creole
- Oriental languages:
- 2 Bhojpuri
- 3 Indian languages
- 4 Chinese languages
- 5 Other Oriental languages

- European languages:
- 6 English
- 7 French
- 8 Other European languages
- 9 Other languages - specify

| (i)                  |                      | (ii)                 |                      |  |                      |
|----------------------|----------------------|----------------------|----------------------|--|----------------------|
| <input type="text"/> | <input type="text"/> | <input type="text"/> | <input type="text"/> | <input type="radio"/> <input type="radio"/> <input type="radio"/> <input type="radio"/> <input type="radio"/> <input type="radio"/> <input type="radio"/> <input type="radio"/> <input type="radio"/> <input type="radio"/> <input type="radio"/><br>0 1 2 3 4 5 6 7 8 9 | <input type="text"/> |
| <input type="text"/> | <input type="text"/> | <input type="text"/> | <input type="text"/> | <input type="radio"/> <input type="radio"/> <input type="radio"/> <input type="radio"/> <input type="radio"/> <input type="radio"/> <input type="radio"/> <input type="radio"/> <input type="radio"/> <input type="radio"/> <input type="radio"/><br>0 1 2 3 4 5 6 7 8 9 | <input type="text"/> |
| <input type="text"/> | <input type="text"/> | <input type="text"/> | <input type="text"/> | <input type="radio"/> <input type="radio"/> <input type="radio"/> <input type="radio"/> <input type="radio"/> <input type="radio"/> <input type="radio"/> <input type="radio"/> <input type="radio"/> <input type="radio"/> <input type="radio"/><br>0 1 2 3 4 5 6 7 8 9 | <input type="text"/> |
| <input type="text"/> | <input type="text"/> | <input type="text"/> | <input type="text"/> | <input type="radio"/> <input type="radio"/> <input type="radio"/> <input type="radio"/> <input type="radio"/> <input type="radio"/> <input type="radio"/> <input type="radio"/> <input type="radio"/> <input type="radio"/> <input type="radio"/><br>0 1 2 3 4 5 6 7 8 9 | <input type="text"/> |
| <input type="text"/> | <input type="text"/> | <input type="text"/> | <input type="text"/> | <input type="radio"/> <input type="radio"/> <input type="radio"/> <input type="radio"/> <input type="radio"/> <input type="radio"/> <input type="radio"/> <input type="radio"/> <input type="radio"/> <input type="radio"/> <input type="radio"/><br>0 1 2 3 4 5 6 7 8 9 | <input type="text"/> |
| <input type="text"/> | <input type="text"/> | <input type="text"/> | <input type="text"/> | <input type="radio"/> <input type="radio"/> <input type="radio"/> <input type="radio"/> <input type="radio"/> <input type="radio"/> <input type="radio"/> <input type="radio"/> <input type="radio"/> <input type="radio"/> <input type="radio"/><br>0 1 2 3 4 5 6 7 8 9 | <input type="text"/> |
| <input type="text"/> | <input type="text"/> | <input type="text"/> | <input type="text"/> | <input type="radio"/> <input type="radio"/> <input type="radio"/> <input type="radio"/> <input type="radio"/> <input type="radio"/> <input type="radio"/> <input type="radio"/> <input type="radio"/> <input type="radio"/> <input type="radio"/><br>0 1 2 3 4 5 6 7 8 9 | <input type="text"/> |
| <input type="text"/> | <input type="text"/> | <input type="text"/> | <input type="text"/> | <input type="radio"/> <input type="radio"/> <input type="radio"/> <input type="radio"/> <input type="radio"/> <input type="radio"/> <input type="radio"/> <input type="radio"/> <input type="radio"/> <input type="radio"/> <input type="radio"/><br>0 1 2 3 4 5 6 7 8 9 | <input type="text"/> |



P01

FOR PERSONS AGED 12 YEARS AND OVER

P23B

Person Number

Education other than those of the Primary and Secondary levels - Past

Highest qualification

Second highest qualification

Third highest qualification

Write the duration of course in months.

Write the (i) qualification received, (ii) the major field of study. E.g. (i) MSC (ii) STATISTICS, (i) DIPLOMA (ii) HOSPITALITY MANAGEMENT, etc.

Write the duration of course in months.

Write the (i) qualification received, (ii) the major field of study. E.g. (i) BSC (ii) ECONOMICS, (i) CERTIFICATE (ii) COMMUNICATION, etc.

Write the duration of course in months.

Write the (i) qualification received, (ii) the major field of study. E.g. (i) DIPLOMA (ii) HUMANITIES, (i) CERTIFICATE (ii) TOWN AND COUNTRY PLANNING, etc.

| Person Number | Highest qualification |                     | Second highest qualification |                     | Third highest qualification |                     |
|---------------|-----------------------|---------------------|------------------------------|---------------------|-----------------------------|---------------------|
|               | Duration (months)     | Qualification/Field | Duration (months)            | Qualification/Field | Duration (months)           | Qualification/Field |
|               | (i)                   |                     | (i)                          |                     | (i)                         |                     |
|               | (ii)                  |                     | (ii)                         |                     | (ii)                        |                     |
|               | (i)                   |                     | (i)                          |                     | (i)                         |                     |
|               | (ii)                  |                     | (ii)                         |                     | (ii)                        |                     |
|               | (i)                   |                     | (i)                          |                     | (i)                         |                     |
|               | (ii)                  |                     | (ii)                         |                     | (ii)                        |                     |
|               | (i)                   |                     | (i)                          |                     | (i)                         |                     |
|               | (ii)                  |                     | (ii)                         |                     | (ii)                        |                     |
|               | (i)                   |                     | (i)                          |                     | (i)                         |                     |
|               | (ii)                  |                     | (ii)                         |                     | (ii)                        |                     |
|               | (i)                   |                     | (i)                          |                     | (i)                         |                     |
|               | (ii)                  |                     | (ii)                         |                     | (ii)                        |                     |



**FOR PERSONS AGED 12 YEARS AND OVER**

**FOR PERSONS AGED 12 YEARS AND OVER**

| P01<br><b>Person Number</b> | P24<br><b>Number of hours worked during reference week</b>  | P25<br><b>Whether temporarily away from work</b>  | P26<br><b>Job Search</b>   | P27<br><b>Availability for work</b>   | P28<br><b>When last worked</b>   |
|-----------------------------|---|---|--|---|--|
|                             | Write the total number of HOURS, the person worked for pay, profit or family gain during the WEEK from Monday 27 June to Sunday 3 July 2011.<br><br>(If worked for 1 hour or more, go to P29) | State whether there was a job, business, family enterprise or agricultural holding or farm, at which the person did not work because of illness, injury, holiday, industrial dispute, off-season inactivity, temporary disorganisation, etc.<br><br>Y: Yes<br>N: No<br><br>If «Yes» go to P29 | State if, during the past 4 weeks, the person took any active steps to look for work or set up a business of his/her own.<br><br>Y: Yes<br>N: No | State if, during the past 4 weeks, the person was available for work.<br><br>Y: Yes<br>N: No<br><br>If «NO», give reason as follows:<br>1 Household duties<br>2 Studies<br>3 Disability, illness, injury<br>4 Wholly retired<br>5 Other - specify | How many months ago did the person work for the last time, even for a few days? Write the number of completed months.<br><br>If person NEVER WORKED, write «998» and STOP HERE.<br><br>Else continue with P29. |
| <input type="text"/>        | <input type="text"/>  | <input type="text"/> Y <input type="text"/> N   | <input type="text"/> Y <input type="text"/> N  | <input type="text"/> Y <input type="text"/> N<br><input type="text"/> 1 <input type="text"/> 2 <input type="text"/> 3 <input type="text"/> 4 <input type="text"/> 5   | <input type="text"/>   |
| <input type="text"/>        | <input type="text"/>  | <input type="text"/> Y <input type="text"/> N   | <input type="text"/> Y <input type="text"/> N  | <input type="text"/> Y <input type="text"/> N<br><input type="text"/> 1 <input type="text"/> 2 <input type="text"/> 3 <input type="text"/> 4 <input type="text"/> 5   | <input type="text"/>   |
| <input type="text"/>        | <input type="text"/>  | <input type="text"/> Y <input type="text"/> N   | <input type="text"/> Y <input type="text"/> N  | <input type="text"/> Y <input type="text"/> N<br><input type="text"/> 1 <input type="text"/> 2 <input type="text"/> 3 <input type="text"/> 4 <input type="text"/> 5   | <input type="text"/>   |
| <input type="text"/>        | <input type="text"/>  | <input type="text"/> Y <input type="text"/> N   | <input type="text"/> Y <input type="text"/> N  | <input type="text"/> Y <input type="text"/> N<br><input type="text"/> 1 <input type="text"/> 2 <input type="text"/> 3 <input type="text"/> 4 <input type="text"/> 5   | <input type="text"/>   |
| <input type="text"/>        | <input type="text"/>  | <input type="text"/> Y <input type="text"/> N   | <input type="text"/> Y <input type="text"/> N  | <input type="text"/> Y <input type="text"/> N<br><input type="text"/> 1 <input type="text"/> 2 <input type="text"/> 3 <input type="text"/> 4 <input type="text"/> 5   | <input type="text"/>   |
| <input type="text"/>        | <input type="text"/>  | <input type="text"/> Y <input type="text"/> N   | <input type="text"/> Y <input type="text"/> N  | <input type="text"/> Y <input type="text"/> N<br><input type="text"/> 1 <input type="text"/> 2 <input type="text"/> 3 <input type="text"/> 4 <input type="text"/> 5   | <input type="text"/>   |
| <input type="text"/>        | <input type="text"/>  | <input type="text"/> Y <input type="text"/> N   | <input type="text"/> Y <input type="text"/> N  | <input type="text"/> Y <input type="text"/> N<br><input type="text"/> 1 <input type="text"/> 2 <input type="text"/> 3 <input type="text"/> 4 <input type="text"/> 5   | <input type="text"/>   |
| <input type="text"/>        | <input type="text"/>  | <input type="text"/> Y <input type="text"/> N   | <input type="text"/> Y <input type="text"/> N  | <input type="text"/> Y <input type="text"/> N<br><input type="text"/> 1 <input type="text"/> 2 <input type="text"/> 3 <input type="text"/> 4 <input type="text"/> 5   | <input type="text"/>   |

**FOR PERSONS AGED 12 YEARS AND OVER**

The following questions refer to the person's work during the reference week Monday 27 June to Sunday 3 July 2011. If the person is retired or had no job during that week, answer for his/her last job. If the person has more than one job, answer for the job at which he/she worked the most hours.

| P01<br>Person Number   | P29<br>Name of establishment  | P30<br>Kind of business, industry or service  | P31A   | P31B<br>Place of work |
|--|---|---|--|-----------------------|
| <p>Write the name of the establishment, firm, government institution, etc., for which the person worked.<br/>If establishment has no name, give name of employer.<br/>If self-employed, write the name of business shop, agency, etc., or write the person's own name.<br/>If working for a private household(e.g. cook, gardener, etc.), write «PRIVATE HOUSEHOLD».</p> | <p>Write FULLY the kind of business, industry or service activities carried out at the person's place of work.<br/><br/>Use precise terms such as SUGAR CANE CULTIVATION, SUGAR MANUFACTURING, CAR REPAIRS, PRIMARY EDUCATION, etc.</p> | <p>State if :<br/>1 Fixed place of work outside home<br/>2 No fixed place of work<br/>3 Worked at home<br/>4 Worked outside Mauritius</p> | <p>If P31A-1, write full address including municipal ward/village council area/locality.<br/>If P31A-2, write address where the person reported for work or the place where he/she worked the most.<br/>If P31A-3, write «HOME».<br/>If P31A-4, write the country.</p> |                       |
| <input type="text"/>   |   |   | <input type="checkbox"/> <input type="checkbox"/> <input type="checkbox"/> <input type="checkbox"/><br>1 2 3 4   |                       |
| <input type="text"/>   |   |   | <input type="checkbox"/> <input type="checkbox"/> <input type="checkbox"/> <input type="checkbox"/><br>1 2 3 4   |                       |
| <input type="text"/>   |   |   | <input type="checkbox"/> <input type="checkbox"/> <input type="checkbox"/> <input type="checkbox"/><br>1 2 3 4   |                       |
| <input type="text"/>   |   |   | <input type="checkbox"/> <input type="checkbox"/> <input type="checkbox"/> <input type="checkbox"/><br>1 2 3 4   |                       |
| <input type="text"/>   |   |   | <input type="checkbox"/> <input type="checkbox"/> <input type="checkbox"/> <input type="checkbox"/><br>1 2 3 4   |                       |
| <input type="text"/>   |   |   | <input type="checkbox"/> <input type="checkbox"/> <input type="checkbox"/> <input type="checkbox"/><br>1 2 3 4   |                       |
| <input type="text"/>   |   |   | <input type="checkbox"/> <input type="checkbox"/> <input type="checkbox"/> <input type="checkbox"/><br>1 2 3 4   |                       |
| <input type="text"/>   |   |   | <input type="checkbox"/> <input type="checkbox"/> <input type="checkbox"/> <input type="checkbox"/><br>1 2 3 4   |                       |
| <input type="text"/>   |   |   | <input type="checkbox"/> <input type="checkbox"/> <input type="checkbox"/> <input type="checkbox"/><br>1 2 3 4   |                       |
| <input type="text"/>   |   |   | <input type="checkbox"/> <input type="checkbox"/> <input type="checkbox"/> <input type="checkbox"/><br>1 2 3 4   |                       |
| <input type="text"/>   |   |   | <input type="checkbox"/> <input type="checkbox"/> <input type="checkbox"/> <input type="checkbox"/><br>1 2 3 4   |                       |
| <input type="text"/>   |   |   | <input type="checkbox"/> <input type="checkbox"/> <input type="checkbox"/> <input type="checkbox"/><br>1 2 3 4   |                       |
| <input type="text"/>   |   |   | <input type="checkbox"/> <input type="checkbox"/> <input type="checkbox"/> <input type="checkbox"/><br>1 2 3 4   |                       |
| <input type="text"/>   |   |   | <input type="checkbox"/> <input type="checkbox"/> <input type="checkbox"/> <input type="checkbox"/><br>1 2 3 4   |                       |
| <input type="text"/>   |   |   | <input type="checkbox"/> <input type="checkbox"/> <input type="checkbox"/> <input type="checkbox"/><br>1 2 3 4   |                       |
| <input type="text"/>   |   |   | <input type="checkbox"/> <input type="checkbox"/> <input type="checkbox"/> <input type="checkbox"/><br>1 2 3 4   |                       |
| <input type="text"/>   |   |   | <input type="checkbox"/> <input type="checkbox"/> <input type="checkbox"/> <input type="checkbox"/><br>1 2 3 4   |                       |
| <input type="text"/>   |   |   | <input type="checkbox"/> <input type="checkbox"/> <input type="checkbox"/> <input type="checkbox"/><br>1 2 3 4   |                       |
| <input type="text"/>   |   |   | <input type="checkbox"/> <input type="checkbox"/> <input type="checkbox"/> <input type="checkbox"/><br>1 2 3 4   |                       |
| <input type="text"/>   |   |   | <input type="checkbox"/> <input type="checkbox"/> <input type="checkbox"/> <input type="checkbox"/><br>1 2 3 4   |                       |
| <input type="text"/>   |   |   | <input type="checkbox"/> <input type="checkbox"/> <input type="checkbox"/> <input type="checkbox"/><br>1 2 3 4   |                       |
| <input type="text"/>   |   |   | <input type="checkbox"/> <input type="checkbox"/> <input type="checkbox"/> <input type="checkbox"/><br>1 2 3 4   |                       |
| <input type="text"/>   |   |   | <input type="checkbox"/> <input type="checkbox"/> <input type="checkbox"/> <input type="checkbox"/><br>1 2 3 4   |                       |
| <input type="text"/>   |   |   | <input type="checkbox"/> <input type="checkbox"/> <input type="checkbox"/> <input type="checkbox"/><br>1 2 3 4   |                       |

**FOR PERSONS AGED 12 YEARS AND OVER**

The following questions refer to the person's work during the reference week Monday 27 June to Sunday 3 July 2011. If the person is retired or had no job during that week, answer for his/her last job. If the person has more than one job, answer for the job at which he/she worked the most hours.

| P01<br>Person Number | P32<br>Occupation  | P33<br>Employment Status  | P34<br>Length of Service with employer   |
|----------------------|--|---|--|
|                      | Write the kind of work/business the person did most of the time.<br><br>Use precise terms such as ACCOUNTS CLERK, SCHOOL CLERK, TAXI CAR DRIVER, LORRY DRIVER, STATISTICIAN, PRE-PRIMARY TEACHER, etc. | State if the person's employment status is:<br>1 Self-employed with employees<br>2 Self-employed without employees<br>3 Working without pay for spouse or other relative in his/her farm or business<br>4 Apprentice/Trainee with or without pay<br>5 Employee paid by the month<br>6 Employee paid by day, week, fortnight, job<br>7 Member of producers' cooperative<br>8 Other - specify | Write the number of years the person worked/has worked for his/her present or most recent employer.<br><br>For self-employed persons, write the number of years the person has been in the present business.<br><br>If worked for less than 1 year, write «0». |
| <input type="text"/> | <input type="text"/>   | <input type="text"/>  | <input type="text"/>   |
| <input type="text"/> | <input type="text"/>   | <input type="text"/>  | <input type="text"/>   |
| <input type="text"/> | <input type="text"/>   | <input type="text"/>  | <input type="text"/>   |
| <input type="text"/> | <input type="text"/>   | <input type="text"/>  | <input type="text"/>   |
| <input type="text"/> | <input type="text"/>   | <input type="text"/>  | <input type="text"/>   |
| <input type="text"/> | <input type="text"/>   | <input type="text"/>  | <input type="text"/>   |
| <input type="text"/> | <input type="text"/>   | <input type="text"/>  | <input type="text"/>   |
| <input type="text"/> | <input type="text"/>   | <input type="text"/>  | <input type="text"/>   |