



---

a PewResearchCenter project

1615 L Street, N.W., Suite 700  
Washington, D.C. 20036  
Tel (202) 419-4350  
Fax (202) 419-4399  
[www.pewglobal.org](http://www.pewglobal.org)

FOR RELEASE: WEDNESDAY, SEPTEMBER 17, 2008, 2:00 PM EDT

## UNFAVORABLE VIEWS OF JEWS AND MUSLIMS ON THE INCREASE IN EUROPE

*FOR FURTHER INFORMATION CONTACT:*

Andrew Kohut, President  
Richard Wike, Associate Director  
Erin Carriere-Kretschmer, Senior Researcher  
Kathleen Holzwart, Research Analyst  
(202) 419-4350  
[www.pewglobal.org](http://www.pewglobal.org)





September 17, 2008

TABLE OF CONTENTS

	<u>Page</u>
Overview: Unfavorable Views of Jews and Muslims on the Increase in Europe.....	1
About the Project .....	7
Roadmap to the Report .....	8
Chapter 1: Views of Religious Groups.....	9
Chapter 2: Religiosity .....	18
Chapter 3: Muslim Views on Extremism and Conflict .....	25
Chapter 4: Muslim Views Toward Major Countries .....	32
Chapter 5: Muslim Views on Gender Issues .....	36
Chapter 6: Pakistan.....	39
Survey Methods .....	41
Survey Topline.....	48

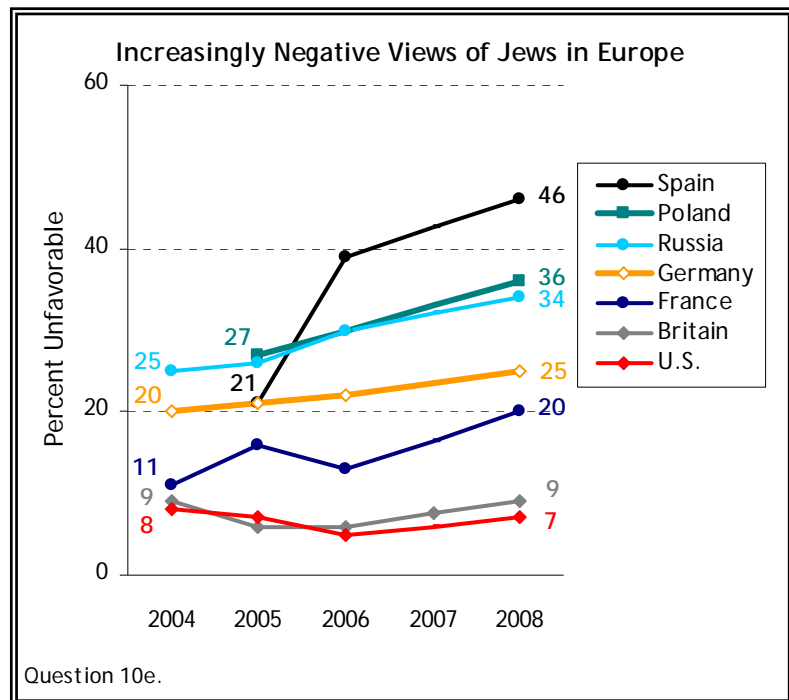
## UNFAVORABLE VIEWS OF JEWS AND MUSLIMS ON THE INCREASE IN EUROPE

Ethnocentric attitudes are on the rise in Europe. Growing numbers of people in several major European countries say they have an unfavorable opinion of Jews, and opinions of Muslims also are more negative than they were several years ago.

A spring 2008 survey by the *Pew Research Center's Pew Global Attitudes Project* finds 46% of the Spanish rating Jews unfavorably. More than a third of Russians (34%) and Poles (36%) echo this view. Somewhat fewer, but still significant numbers of the Germans (25%) and French (20%) interviewed also express negative opinions of Jews. These percentages are all higher than obtained in comparable Pew surveys taken in recent years. In a number of countries, the increase has been especially notable between 2006 and 2008.

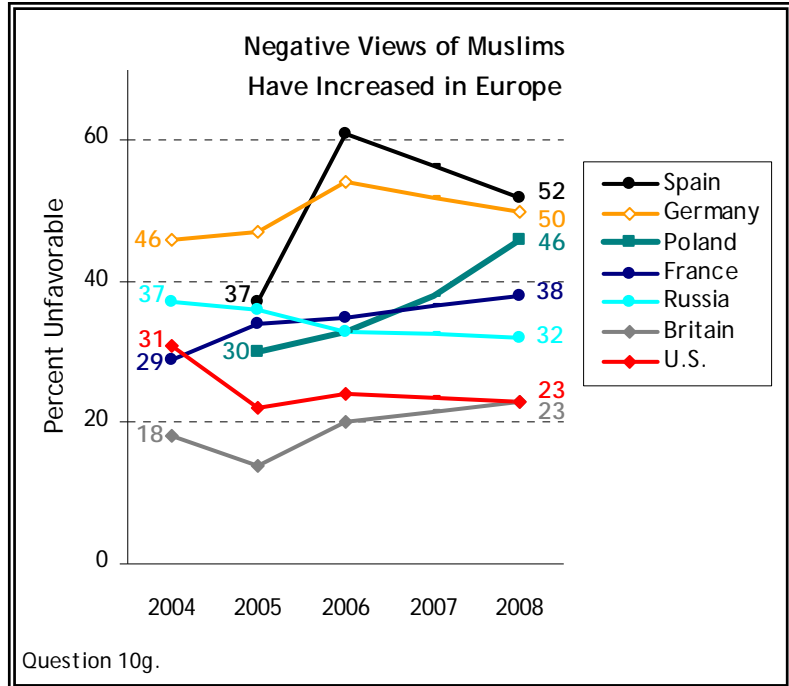
Great Britain stands out as the only European country included in the survey where there has not been a substantial increase in anti-Semitic attitudes. Just 9% of the British rate Jews unfavorably, which is largely unchanged from recent years. And relatively small percentages in both Australia (11%) and the United States (7%) continue to view Jews unfavorably.

Opinions about Muslims in almost all of these countries are considerably more negative than are views of Jews. Fully half of Spanish (52%) and German respondents (50%) rate Muslims unfavorably. Opinions about Muslims are somewhat less negative in Poland (46%) and considerably less negative in France (38%). About one-in-four in Britain and the United States (23% each) also voice unfavorable views of Muslims. Overall, there is a clear relationship



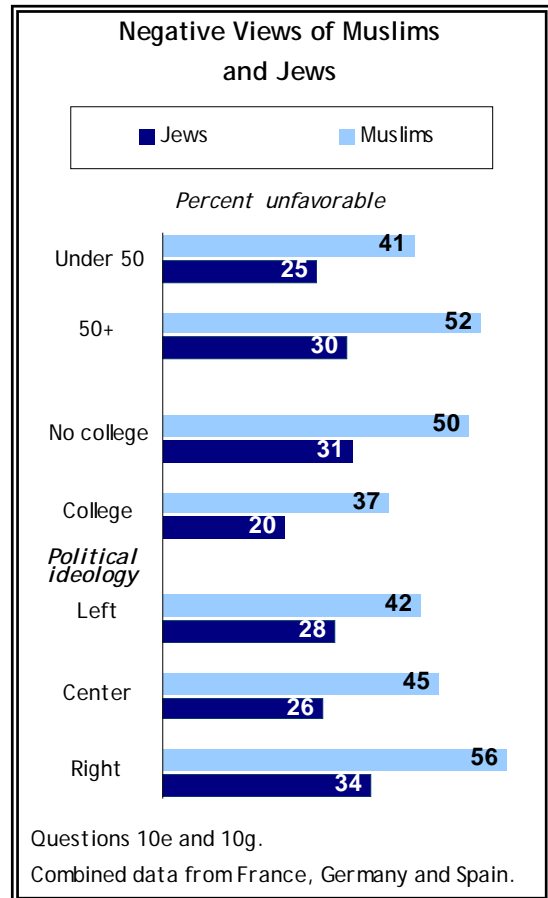
between anti-Jewish and anti-Muslim attitudes: publics that view Jews unfavorably also tend to see Muslims in a negative light.

The trend in negative views toward Muslims in Europe has occurred over a longer period of time than growing anti-Jewish sentiment. Most of the upswing took place between 2004 and 2006, and there has even been a slight decrease in some countries since 2006.



Negative attitudes toward Christians in Europe are less common than negative ratings of Muslims or Jews. And views about Christians have remained largely stable in recent years, although anti-Christian sentiments have been on the rise in Spain – about one-in-four Spanish (24%) now rate Christians negatively, up from 10% in 2005. Similarly, in France 17% now hold an unfavorable view of Christians, compared with 9% in 2004.

A notable parallel between anti-Muslim and anti-Jewish opinion in Western Europe is that both sentiments are most prevalent among the same groups of people. Older people and those with less education are more anti-Semitic and anti-Muslim than are younger people or those with more education. Looking at combined data from France, Germany and Spain – the three Western European countries where unfavorable opinions of Jews are most common – people ages 50 and older express more negative views of both Jews and Muslims than



do those younger than 50. Similarly, Europeans who have not attended college are consistently more likely than those who have to hold unfavorable opinions of both groups.

There are some political parallels too. Anti-Muslim and anti-Jewish opinions are most prevalent among Europeans on the political right. For example, among respondents from France, Germany and Spain who place themselves on the political right, 56% express a negative view of Muslims, compared with 42% of those on the left and 45% of those in the center. Similarly, 34% of people on the political right have a negative opinion of Jews, compared with 28% of those on the left and 26% of centrists.

These are among the latest findings from the 2008 Pew Global Attitudes survey. The current report focuses on findings related to religion, and several sections are devoted specifically to issues among Muslim publics. The polling was conducted March-April 2008 in 24 countries from regions throughout the world.<sup>1</sup>

### Widespread Religiosity

In most of the countries included in the survey, religion is considered a central feature of life. However, this is often less true among younger people. In many nations, including the United States, people under age 40 are less likely than others to say religion is very important to them.

And there is also a notable gender gap in many nations regarding religion's importance. Consistently, women are more likely than men to say religion plays a very important role in their lives. Among the countries on the survey, the largest gender gap is in the United States, where 65% of women rate religion as very important, compared with only 44% of men.

Gender Gap Over Religion's Importance			
	% religion very important		Gender gap
	Women %	Men %	
U.S.	65	44	+21
Argentina	46	30	+16
Mexico	66	50	+16
Poland	35	23	+12
S. Africa	87	75	+12
Spain	24	13	+11
Brazil	80	69	+11
Russia	22	12	+10
Lebanon	53	43	+10

Question 83.

<sup>1</sup> All samples are nationally representative except Brazil, China, India and Pakistan, which are disproportionately urban.

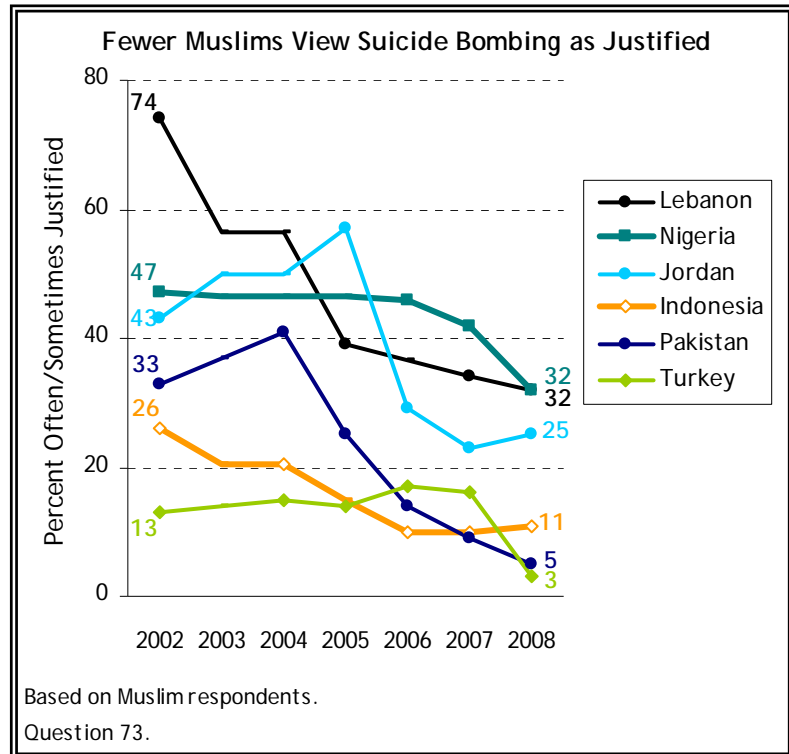
## Muslim Views On Terrorism

The decline in support for terrorism observed in Pew Global Attitudes surveys over the last few years continues this year among Muslims in Nigeria, Turkey and Pakistan. Elsewhere, there has been virtually no change, or in the case of Egypt, a slight increase in support for terrorism.

Since 2002, the percentage saying that suicide bombing and other forms of violence against civilians are justified to defend Islam from its enemies has declined in most predominantly Muslim countries

surveyed. For instance, in 2002 roughly three-in-four Lebanese Muslims (74%) said such attacks could often or sometimes be justified; today, 32% take this view.

Opinions about Osama bin Laden have followed a similar trend. For instance, only three years ago, about six-in-ten (61%) Jordanian Muslims voiced at least some confidence in the al Qaeda leader; today, just 19% express a positive view. In 2003, 20% of Lebanese Muslims and 15% of Turkish Muslims had positive views of bin Laden. Today, seven years after the September 11 attacks, bin Laden's ratings have plummeted to the low single digits in both countries (Turkey 3%, Lebanon 2%). Still, substantial numbers of Muslims continue to express confidence in bin Laden in Nigeria (58%), Indonesia (37%) and Pakistan (34%).

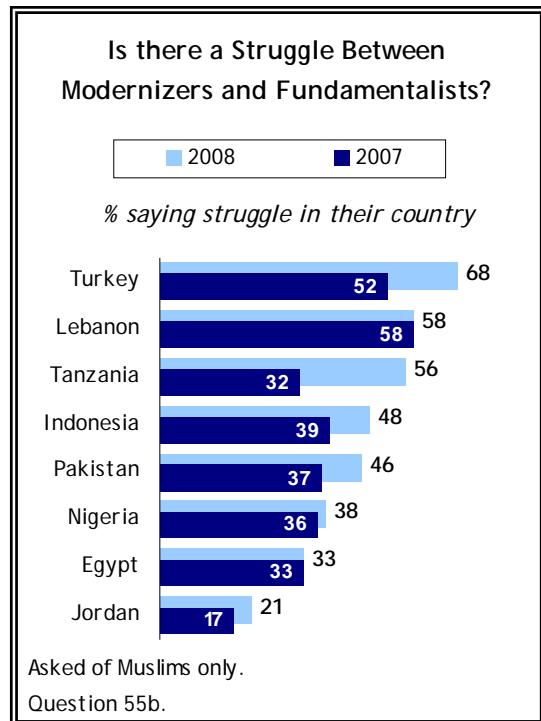


## Conflict in the Muslim World

Most Muslims in the nations surveyed by Pew continue to worry about the rise of Islamic extremism, both at home and abroad. Majorities in Indonesia, Pakistan, Tanzania, Lebanon, Egypt, Jordan and Nigeria say they are concerned about extremism in their own country and in other countries around the world.

Many are also concerned about growing tensions between Sunni and Shia Muslims. There is a widespread perception that Sunni-Shia tensions are not limited to Iraq and instead are a broader problem affecting the Muslim world more generally.

Large numbers of Muslims in several countries surveyed also see a struggle taking place within their countries between Islamic fundamentalists and those who want to modernize the nation. In Turkey, in particular, a large and growing majority sees such a conflict taking place, but this view also is common in Lebanon, Tanzania, Indonesia and Pakistan.



## Additional Findings

- France stands out as the most secular nation included in the survey. Only one-in-ten in that country consider religion very important in their lives and 60% say they never pray.
- While European views towards Jews have become more negative, the deepest anti-Jewish sentiments exist outside of Europe, especially in predominantly Muslim nations. The percentage of Turks, Egyptians, Jordanians, Lebanese and Pakistanis with favorable opinions of Jews is in the single digits.
- Two pillars of Islam are commonly practiced by the Muslims surveyed: prayer and fasting. Majorities in most of the eight Muslim publics included pray five times a day and fast most days of Ramadan.
- Views of Hamas tend to be negative in Lebanon, Turkey, and Egypt. Jordan is the only predominantly Muslim country surveyed in which a majority express a positive view of the militant Palestinian organization.



- Views of the militant Lebanese Shia organization Hezbollah are overwhelmingly negative in Turkey, while slim majorities in Egypt and Jordan express positive views of Hezbollah. In Lebanon itself, Hezbollah is almost unanimously popular among the country's Shia community, but is overwhelmingly unpopular among Sunnis and Christians.
- Saudi Arabia receives positive ratings from most of the publics in the predominantly Muslim countries surveyed, although Turkey is an exception; 43% of Turks express an unfavorable view of Saudi Arabia, while just 36% hold a favorable view.

## About the Pew Global Attitudes Project

The *Pew Global Attitudes Project* is a series of worldwide public opinion surveys encompassing a broad array of subjects ranging from people's assessments of their own lives to their views about the current state of the world and important issues of the day. The project is directed by Andrew Kohut, president of the Pew Research Center, a nonpartisan "fact tank" in Washington, DC, that provides information on the issues, attitudes, and trends shaping America and the world. The *Pew Global Attitudes Project* is principally funded by The Pew Charitable Trusts.

Since its inception in 2001, the *Pew Global Attitudes Project* has released 23 major reports, as well as numerous commentaries and other releases, on topics including attitudes toward the U.S. and American foreign policy, globalization, terrorism, and democratization.

Findings from the project are also analyzed in *America Against the World: How We Are Different and Why We Are Disliked* by Andrew Kohut and Bruce Stokes, international economics columnist at the *National Journal*. A paperback edition of the book was released in May 2007.

*Pew Global Attitudes Project* team members include Bruce Stokes; Mary McIntosh, president of Princeton Survey Research Associates International; and Wendy Sherman, principal at The Albright Group LLC. Contributors to the report and to the *Pew Global Attitudes Project* include Richard Wike, Erin Carriere-Kretschmer, Kathleen Holzwart, Juliana Menasce Horowitz, Jodie T. Allen, Elizabeth Mueller Gross, Carroll Doherty, Michael Dimock, and others of the Pew Research Center. The *International Herald Tribune* is the project's international newspaper partner. For this survey, the *Pew Global Attitudes Project* team consulted with survey and policy experts, regional and academic experts, journalists, and policymakers. Their expertise provided tremendous guidance in shaping the survey.

The *Pew Global Attitudes Project's* co-chairs are on leave through 2008. The project is co-chaired by former U.S. Secretary of State Madeleine K. Albright, currently principal, the Albright Group LLC, and by former Senator John C. Danforth, currently partner, Bryan Cave LLP.

Following each release, the project also produces a series of in-depth analyses on specific topics covered in the survey, which will be found at [www.pewglobal.org](http://www.pewglobal.org). The data are also made available on our website within two years of publication.

For further information, please contact:  
Richard Wike  
Associate Director  
Pew Global Attitudes Project  
202.419.4400 / [rwike@pewresearch.org](mailto:rwike@pewresearch.org)

Pew Global Attitudes Project Public Opinion Surveys		
<u>Survey</u>	<u>Sample</u>	<u>Interviews</u>
Summer 2002	44 Nations	38,263
November 2002	6 Nations	6,056
March 2003	9 Nations	5,520
May 2003	21 Publics*	15,948
March 2004	9 Nations	7,765
May 2005	17 Nations	17,766
Spring 2006	15 Nations	16,710
Spring 2007	47 Publics*	45,239
Spring 2008	24 Nations	24,717

\* Includes the Palestinian territories.

## Roadmap to the Report

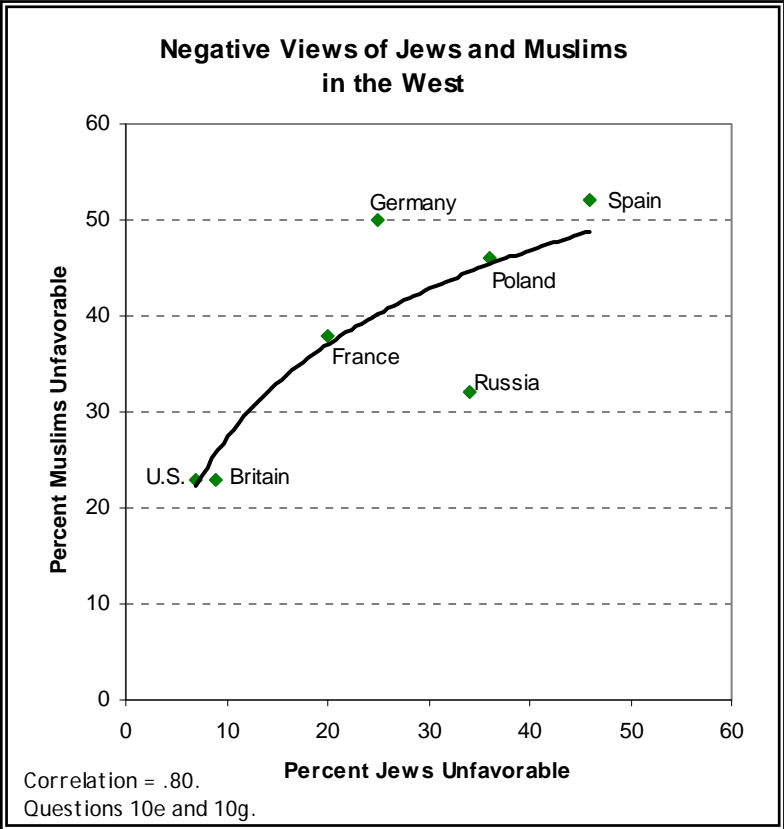
*The first chapter examines views toward religious groups – specifically, Jews, Muslims, and Christians. The next chapter explores religiosity across the 24 countries included in the survey. The third chapter looks at Muslim public opinion on issues related to extremism and conflict. Chapter 4 focuses on Muslim views toward Saudi Arabia, as well as other major countries. Chapter 5 explores Muslim views on gender issues. The final chapter examines Pakistani public opinion towards major political figures, as well as al Qaeda and the Taliban.*

*A summary of the survey’s methodology, followed by complete topline results, can be found at the end of the report.*

# 1. Views of Religious Groups

In many countries, negative attitudes toward Muslims and Jews are common, and unfavorable views toward both groups have increased in Europe in recent years.

Moreover, there is a strong relationship between anti-Jewish and anti-Muslim sentiments in the West. Indeed, among the U.S. and the six European countries included in the survey, the correlation between unfavorable opinions of Jews and unfavorable opinions of Muslims is a remarkably high .80.



Attitudes toward Jews are on balance negative in most of the countries included on the survey, and they are overwhelmingly negative in many predominantly Muslim countries. In Western Europe, a region of the world where opinions of Jews have generally been positive in recent years, anti-Semitism appears to be on the rise. This is especially true in Spain, although increases have also occurred elsewhere on the continent. The rise in unfavorable views has occurred mostly among less educated and older Western Europeans. Those on both the political left and right in Europe voice more negative opinions of Jews than those in the center.

Opinions about Muslims vary considerably across regions, and even within regions. Many in Asia and Latin America hold a negative view. In the West, less than a quarter of those surveyed in Britain and the United States say they have unfavorable impressions of Muslims, compared with about half in Spain and Germany. In several European countries included in the survey, Muslims receive more negative ratings now than in 2005.

Views about Christians are decidedly more positive – in the vast majority of publics surveyed, Christians on balance receive favorable ratings. Still there are some exceptions, most notably Turkey, where unfavorable views of Christians – as well as unfavorable views of Jews – have surged over the last four years. Negative attitudes toward Christians have also become more

common in France and Spain. In Spain, negative attitudes toward all three religions have increased. In 2004, 4% gave unfavorable ratings to Christians, Jews and Muslims; today, 16% of Spanish respondents express negative opinions of all three groups.

### Attitudes Toward Jews

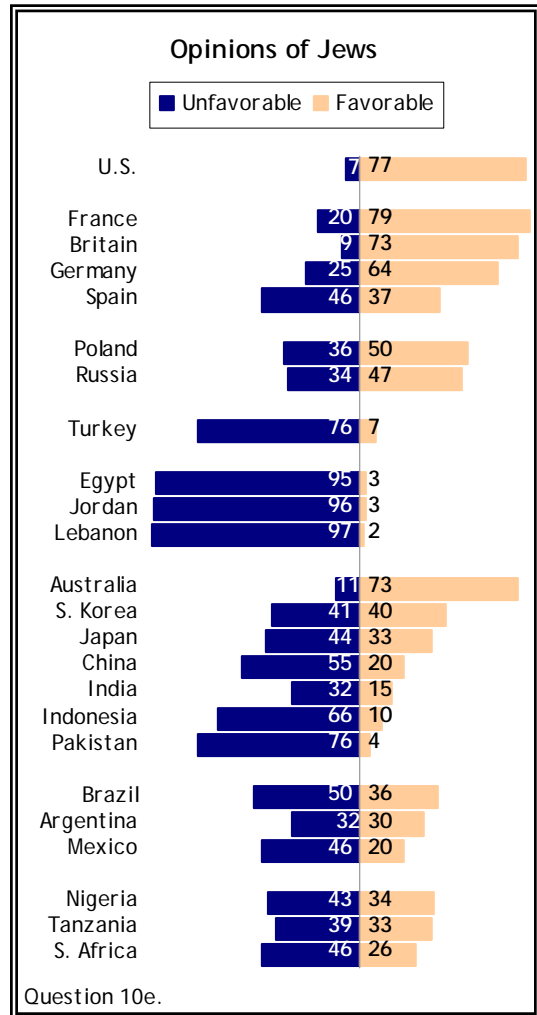
Among the 24 countries surveyed, majorities or pluralities in 15 countries express an unfavorable opinion of Jews, while majorities or pluralities in just seven nations offer a positive rating of Jews.

In many nations in Asia, Latin America, and Africa, large numbers are unable to offer an opinion – indeed, a majority in India (53%) and a plurality in Argentina (38%) do not give an opinion.

Negative views are most common in the three predominantly Arab nations included in the survey. Only 2% of Lebanese have a favorable opinion of Jews, while 97% hold an unfavorable view, including 99% among both Sunni and Shia Muslims, as well as 95% of the country’s Christians. In Jordan (96% unfavorable) and Egypt (95%) opinions also are nearly unanimously negative. This pattern is not new, however; previous Pew surveys in these three countries have found 95% or more expressing unfavorable views of Jews.

Negative attitudes also are common in the other predominantly Muslim countries included in the survey. In both Pakistan and Turkey, 76% express unfavorable opinions of Jews, while fewer than one-in-ten have a positive impression. Views are only slightly less negative in Indonesia (66% unfavorable, 10% favorable).

The picture is generally quite different in Europe and the United States. Among the 24 countries surveyed, negative sentiments are least common in the U.S., where only 7% hold a negative opinion of Jews. In Europe, positive views consistently outweigh negative ones, with the exception of Spain (46% unfavorable, 37% favorable).

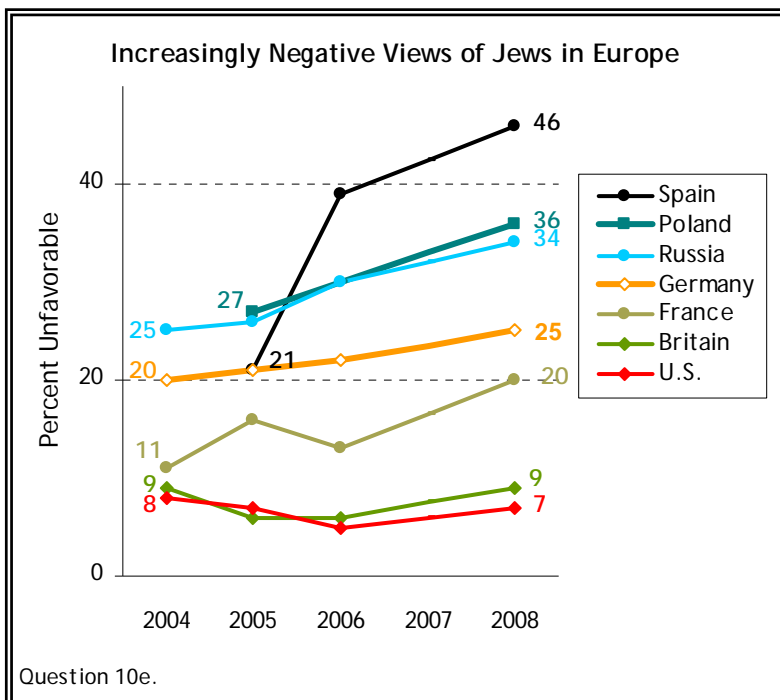


## Negative Opinions of Jews on the Rise in Europe

Although negative opinions of Jews are less common in Europe than in other regions, they have increased in recent years. The trend has been particularly dramatic in Spain, where unfavorable views have more than doubled over the last three years, rising from 21% in 2005 to 46% in the current survey.

German and French attitudes have also grown somewhat more negative. Currently, 25% of Germans have an unfavorable opinion of Jews, up from 20% in 2004. Over the same period, unfavorable views in France have increased from 11% to 20%.

There are also signs of increased negativity in Eastern Europe. About one-in-three Russians (34%) voice an unfavorable view, up from 25% in 2004. In Poland 36% now hold a negative opinion of Jews, compared with 27% in 2005. Britain and the United States are exceptions to this trend – in both countries, fewer than 10% have expressed negative sentiments about Jews since 2004.



## Older, Less Educated Europeans Most Negative Toward Jews

Negative attitudes toward Jews are more common among older and less educated Western Europeans, and much of the rise in negative views over the last few years has taken place among these two groups.

Looking at combined data from France, Germany, and Spain shows that those ages 50 and older are somewhat more likely to have an unfavorable opinion of Jews than are those younger than 50.<sup>2</sup> And while unfavorable views have increased by two percentage points among those under 50 since 2006, they have increased by seven points among older Europeans in these three countries.

Negative views are also more common among the less educated. Nearly one-third (31%) of those in France, Germany and Spain who did not attend college have an unfavorable opinion of Jews, compared with just 20% of those who did. Among those with a college education, there has been virtually no change (-1) in unfavorable views since 2006, while there has been a seven percentage point increase among those with less education.

<i>Percent unfavorable opinion of Jews</i>	<u>2006</u> %	<u>2008</u> %	<u>Change</u>
Total	23	28	+5
Under 50	23	25	+2
50+	23	30	+7
No college	24	31	+7
College	21	20	-1
Under 50/no college	24	30	+6
Under 50/college	20	18	-2
50+/no college	24	32	+8
50+/college	22	24	+2
<i>Political scale</i>			
Left	--	28	--
Center	--	26	--
Right	--	34	--
Favorable of Muslims	13	14	+1
Unfavorable of Muslims	32	43	+11
Favorable of Christians	19	21	+2
Unfavorable of Christian	43	60	+17
Combined data from France, Germany and Spain. Question 10e.			

In these three countries, negativity toward Jews is more common on the political right. More than one-third (34%) of those who place themselves on the political right hold an unfavorable view of Jews, compared with 28% of those on the left and 26% of people in the middle of the ideological spectrum.<sup>3</sup>

Negative attitudes toward Jews are linked to negative attitudes toward other religious groups. People who have an unfavorable opinion of Muslims and Christians also tend to have negative opinions of Jews, and this pattern has strengthened over the past two years. In 2006, 32% of those with a negative view of Muslims also held a negative view of Jews; today, it is

<sup>2</sup> In this analysis, we combine data from France, Germany and Spain in order to look at broad trends across these countries, as well as to ensure that we have an adequate sample size among subgroups of interest.

<sup>3</sup> Respondents were asked to place themselves on a 1-6 scale, where one indicates the political far left and six the far right. Those who categorized themselves as a 1 or 2 were considered on the left; those who said 3 or 4 were considered centrists; and those who placed themselves at the 5 or 6 position were categorized as being on the political right.

43%. Two years ago, 43% of those with an unfavorable opinion of Christians also expressed an unfavorable opinion of Jews, compared with 60% in this year's poll.

Anti-Jewish views do not appear to be linked to religiosity in these three European countries. Unfavorable opinions of Jews are about equally prevalent among those who say religion is very, somewhat, not too, or not at all important in their personal lives.

### Gender, Age Gaps in Eastern Europe

In the two Eastern European countries included in the survey, negative attitudes toward Jews are somewhat more common among men and younger people.

Among Russians, 36% of men have an unfavorable opinion of Jews, compared with 31% of women. Four-in-ten Polish men hold an unfavorable view, compared with 32% of women.

In contrast to Western Europe, people under age 50 are more negative toward Jews than those 50 and older in both of these countries. And since 2005, negative attitudes have increased significantly among younger Russians and Poles. Three years ago, 29% of Russians younger than 50 expressed negative opinions of Jews, compared with 37% today. One-quarter of 18-49 year-old Poles said they had an unfavorable view in 2005; today it is 38%.

	<i>Percent unfavorable</i>	
	<u>Russia</u>	<u>Poland</u>
	<i>%</i>	<i>%</i>
Total	34	36
Men	36	40
Women	31	32
Under 50	37	38
50+	27	33

Question 10e.

### Jews Viewed Negatively in Turkey

Attitudes toward Jews have turned considerably more negative in Turkey in recent years. About half of Turks (49%) held an unfavorable view in 2004, while today roughly three-in-four (76%) express this sentiment. In the last two years alone, unfavorable views have risen from 65% to 76%.

Turkish opinion on this issue is generally quite consistent across demographic groups. For example, 77% of those under age 50 have an unfavorable opinion of Jews, as do 75% of older Turks. Similarly, people with a college education (78%) are about as likely to express negative views as those who have not attended college (76%).



## Attitudes Toward Christians

The only countries surveyed in which majorities express a negative view of Christians are Turkey (74% unfavorable), Pakistan (60%) and China (55%).

However, in many countries sizable minorities have unfavorable views of Christians, including Egypt (46%), Indonesia (41%), Japan (38%), India (37%), and South Korea (36%).

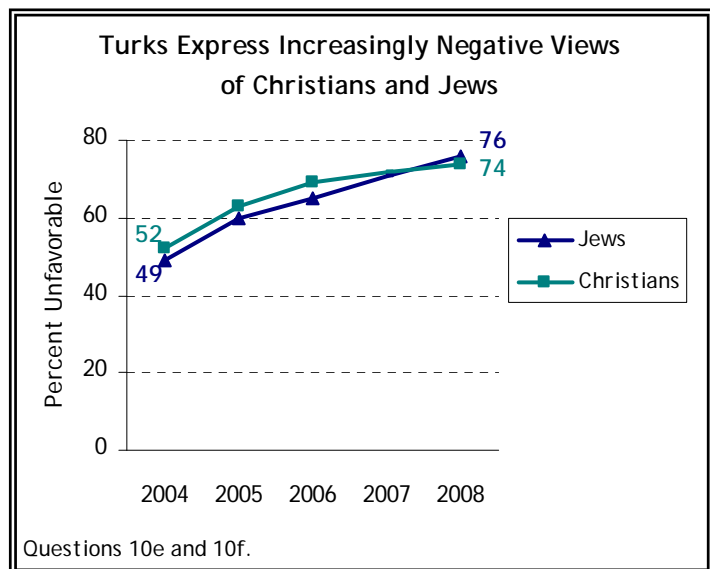
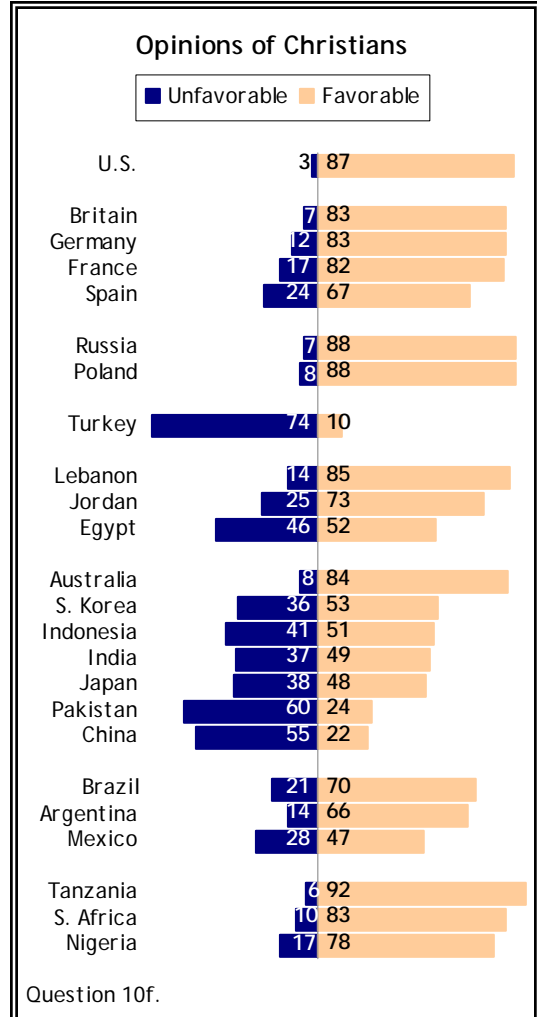
Negative attitudes toward Christians have been on the rise in a few countries over the last several years, most dramatically in Turkey. The trend in Turkish opinions about Christians has been very similar to the trend regarding Jews. In 2004, about half (52%) of Turks gave Christians an unfavorable rating; today roughly three-in-four (74%) hold this view.

The Indian public has become somewhat more negative toward Christians. In 2005, 19% of Indians had a negative opinion of Christians; now 37% do. Unfavorable views of Christians are also up in Indonesia, rising from 32% in 2006 to 41% today.

In Spain, 24% now express a negative opinion of Christians, up from 15% just two years ago.

There has also been an increase in negative views of Christians in France, where 17% now express an unfavorable opinion, an eight percentage point rise from 2004.

In Germany, unfavorable ratings of Christians have declined slightly since 2004, from 16% to 12%.



Russia, Poland and Britain, fewer than 15% have a negative view of Christians, and opinions have been relatively steady over the last four years.

In the United States, negative views of Christians are rare – just 3% say they have an unfavorable opinion. Ratings for Christians in the United States have shown very little movement since 2004.

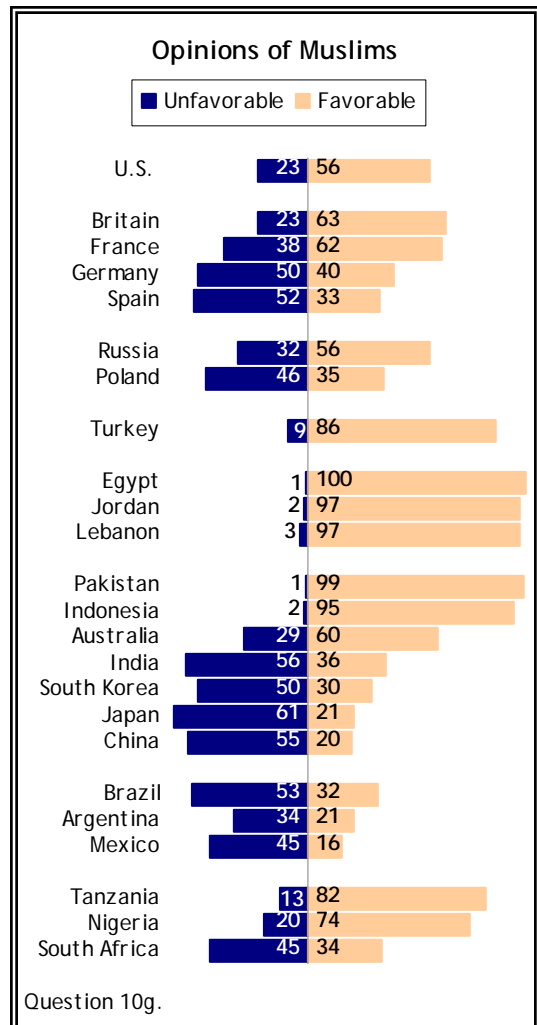
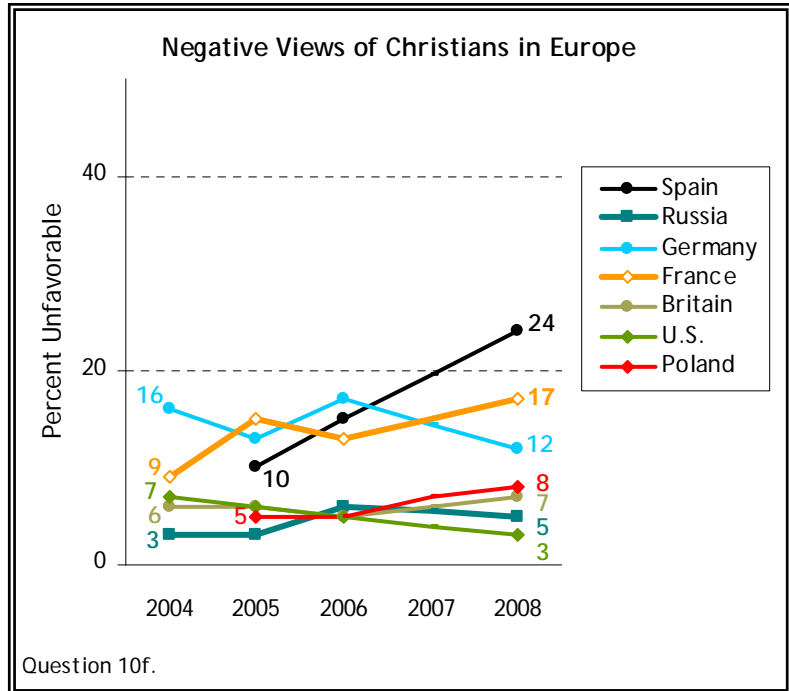
Negative attitudes toward Christians have declined in Jordan. Two years ago, 39% of Jordanians expressed an unfavorable view; today, 25% hold this view.

In Nigeria and Lebanon – two countries with sizeable populations of both Muslims and Christians – most Muslims express a positive view of Christians. Nearly two-thirds (64%) of Nigerian Muslims give Christians a favorable rating. In Lebanon, large majorities of both Sunni Muslims (81% favorable) and Shia Muslims (68%) hold a positive view of Christians.

### Attitudes Toward Muslims

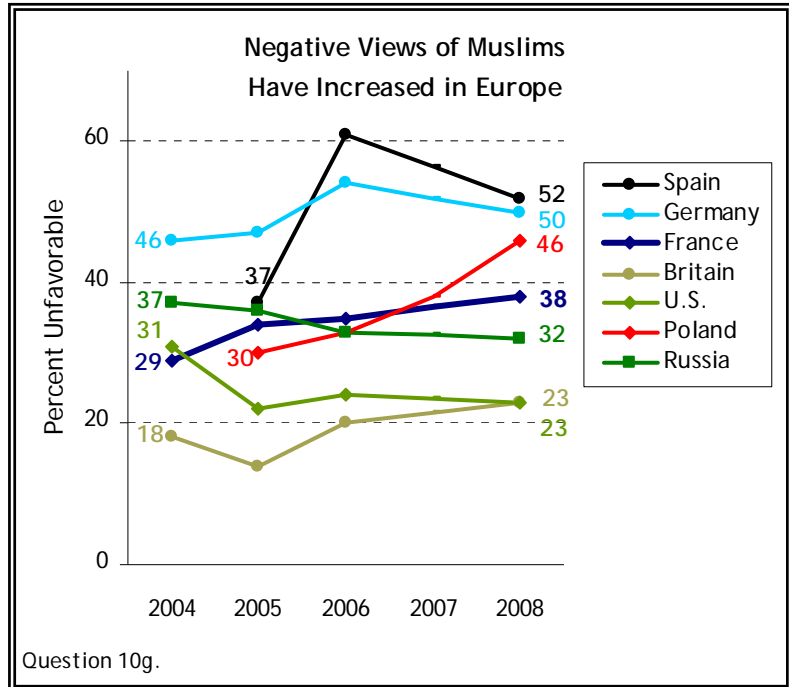
Majorities or pluralities in 13 countries have a favorable opinion of Muslims, while majorities or pluralities in 11 nations express an unfavorable opinion.

Negative views of Muslims are especially widespread in parts of Asia: 61% of Japanese, 56% of Indians, 55% of Chinese, and 50% of South Koreans say they have a negative impression of Muslims.



On balance, opinions also tend to be negative in Latin America, especially Brazil, where a slim majority (53%) holds an unfavorable view. Large number of Argentines (44%) and Mexicans (38%) did not offer an opinion of Muslims

In the West, attitudes toward Muslims are mixed. Majorities in Great Britain, France, and the United States have favorable views of Muslims, while opinions are more negative in Spain, Germany, and Poland.



In Great Britain, France, Poland and Spain – attitudes toward Muslims are notably more negative today than in 2005. However, in the two EU countries with the most negative perspectives, Spain and Germany, unfavorable views have actually declined slightly since 2006. Opinions have been particularly volatile in Spain; the share of the Spanish public holding a negative view of Muslims jumped from 37% in 2005 to 61% in 2006 before falling to 52% this year. The trend in Germany has followed a similar, although less volatile, pattern, rising from 47% unfavorable in 2005 to 54% in 2006, and then dropping to 50% in 2008.

On the other hand, France and Britain have seen a steady, albeit slight, increase in unfavorable opinions toward Muslims since 2005. In France, unfavorable opinions have crept up from 34% three years ago to 38% today. Just 14% of the British public expressed a negative view of Muslims in 2005, compared with 23% today. Almost half of Poles (46%) now express a negative opinion of Muslims, up from 30% on the 2005 survey (unlike the four other EU countries, Poland was not surveyed in 2006).

**Older Germans and French More Negative Toward Muslims**

Percent unfavorable opinion of Muslims	2005 %	2008 %	Change
<u>Germany</u>			
Total	47	50	+3
Under 50	51	43	-8
50+	42	56	+14
<u>France</u>			
Total	34	38	+4
Under 50	33	29	-4
50+	37	48	+11

Question 10g.

In Germany and France, trends among older and younger people have moved in opposite directions since 2005. Three years ago, 51% of Germans under age 50 held a negative view of Muslims, compared with 43% today. In contrast, unfavorable opinions have increased among those 50 and older, rising from 42% in 2005 to 56% now.

Similarly, negative ratings have declined among French respondents younger than 50 (from 33% to 29%), while increasing among those ages 50 and older (from 37% to 48%).

Negative ratings of Muslims have increased notably in one country outside of the West: India. A clear majority of Indians (56%) now voice a negative opinion, up from 51% in 2006 and 43% in 2005.

### Similarities in European Views of Muslims and Jews

There are some strong similarities between Western European attitudes toward Muslims and Jews. In both cases, older and less educated people express more negative opinions, as do those who place themselves near the right end of the ideological spectrum.

Looking again at combined data from France, Germany, and Spain, unfavorable ratings of Muslims are more common among people over age 50 and those with less than a college education – the same groups that are particularly likely to hold negative views of Jews.

And, as with opinions regarding Jews, attitudes towards Muslims are most negative on the right – a majority (56%) of respondents in these three countries who place themselves on the right of the political spectrum hold an unfavorable view of Muslims, compared with 42% of those on the left and 45% of those in the center.

	Muslims	Jews
<i>Percent unfavorable</i>	%	%
Total	46	28
Under 50	41	25
50+	52	30
No college	50	31
College	37	20
Under 50/no college	44	30
Under 50/college	34	18
50+/no college	55	32
50+/college	42	24
<i>Political scale</i>		
Left	42	28
Center	45	26
Right	56	34
Combined data from France, Germany and Spain. Questions 10e and 10g.		

## 2. RELIGIOSITY

In most countries surveyed, majorities consider religion an essential part of their lives. However, younger people are generally less likely to say religion is very important to them. This is especially true in Western Europe, where relatively few young people say religion plays a key role in their lives, but the same pattern can be found in other countries around the world as well, including the United States.

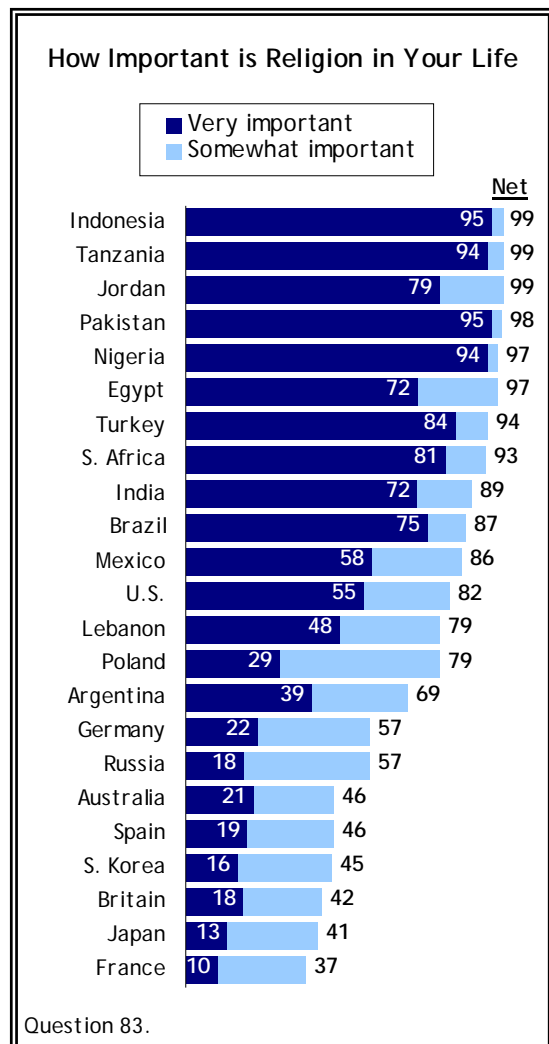
In addition to an age gap, there is also a significant gender gap in most nations over religion’s importance. Women are consistently more likely than men to describe religion as very important to them. The largest gender gap on the survey appears in the U.S., where 65% of women consider religion very important, compared with just 44% of men.

Generally, there is a clear relationship between wealth and religiosity: in rich nations fewer people view religion as important than in poor nations. In the current survey, people who live in the poorest nations almost unanimously say religion is important to them, while the citizens of Western Europe and other wealthy nations tend to say it plays a less significant role. However, Americans – who tend to be religious despite their country’s wealth – continue to be a major exception to this pattern.

Muslim respondents consistently rate religion an important part of their lives, and traditional Islamic practices – such as praying five times a day and fasting during Ramadan – are common among the Muslim publics surveyed.

### Importance of Religion

Majorities say religion is very or somewhat important in their personal lives in 17 of the 23 nations where the question was asked. In 14 countries, more than three-quarters of those surveyed say religion is important, and in eight countries it is more than 90%.



Moreover, in 12 nations, majorities say religion is *very* important. In Indonesia, Tanzania, Pakistan and Nigeria, more than nine-in-ten say it is very important.

Consistently, Muslim respondents say religion is central to their lives. Even in Turkey, a Muslim nation with a strong tradition of secularism, 94% say it is important. In the Arab nations of Jordan (99% important) and Egypt (97%), the numbers are even more overwhelming. Overall, Lebanese are slightly less likely to hold this view, although it is more common among the country's Sunni (98%) and Shia (82%) Muslims than among Lebanese Christians (67%).

Nearly all Indonesians (99%) and Pakistanis (98%) surveyed consider religion important. Elsewhere in the Asia and Pacific region, about nine-in-ten (89%) in predominantly Hindu India rate religion important. The picture is quite different, however, in the more economically advanced nations of Japan (41% important), South Korea (45%) and Australia (46%).

More than eight-in-ten consider religion important in the African and Latin American countries surveyed, with the exception of Argentina, where a sizeable minority (30%) says religion is not significant in their lives.

Religion is generally less central to the lives of Europeans. Poland is the only European country in which more than six-in-ten consider religion important. And in three nations – France, Britain, and Spain – majorities say religion is not important in their lives.

On this measure, the United States differs considerably from Western Europe and other economically advanced nations. About eight-in-ten Americans (82%) say religion is important, and most (55%) consider it *very* important.

## Wealth and Religiosity

The extent to which the United States differs from other wealthy nations in Europe and elsewhere can be demonstrated by examining the relationship between a country's wealth and people's views about the importance of religion.<sup>4</sup> Generally, religion plays a much less central role in the lives of individuals in high income countries. This can be seen in the relative unimportance of religion in Western Europe, as well as in Australia and Japan, all of which cluster near the bottom right of the chart on the following page, indicating high levels of wealth and low ratings for the importance of religion.

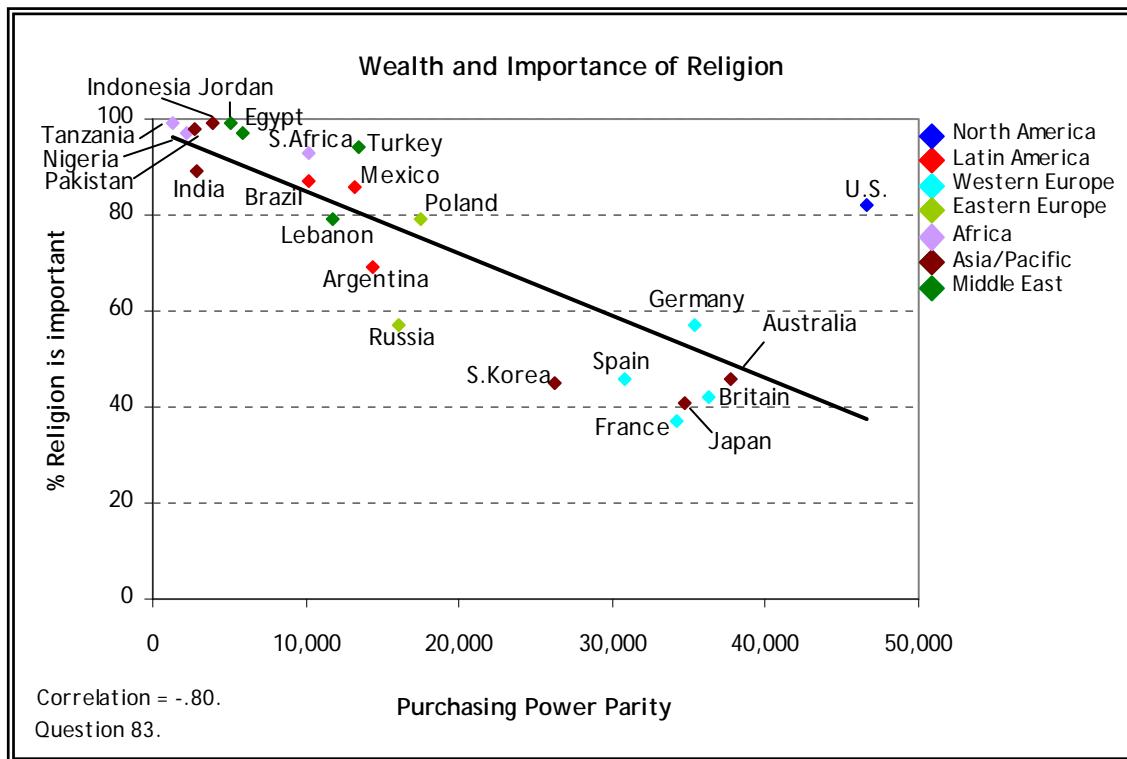
In contrast, nearly all respondents consider religion important in the survey's poorest countries, such as Tanzania, Nigeria, Pakistan, Indonesia, and Jordan, which tend to cluster near

---

<sup>4</sup> For more on the relationship between wealth and religiosity, see "World Publics Welcome Global Trade – But Not Immigration," released October 4, 2007, which features data from the 47-nation 2007 Pew Global Attitudes survey.

the upper left of the chart. Meanwhile, in “middle income” nations such as Poland, Argentina, and Russia, religion is neither as central to the lives of people as in poorer countries, nor as unimportant as in much of Western Europe. Across the 23 countries where this question was asked, there is a strong negative correlation (-.80) between the percentage of people saying religion is important and a country’s wealth, measured in terms of purchasing power parity.

The clear exception to this pattern is the United States, which is a much more religious country than its degree of prosperity would suggest. Despite its wealth, the United States is in the middle of the global pack when it comes to the importance of religion. Indeed, on this question, the U.S. is closer to considerably less developed nations such as India, Brazil and Lebanon than to other western nations.



## Younger People Less Religious

In most countries surveyed, younger people are less likely to say religion is central to their lives. In countries from nearly every region, persons under age 40 are generally less likely to consider religion *very* important to them.

This is true in the United States, where just under half of 18-39 year-olds (48%) say religion is very important, compared with majorities of those age 40-59 (55%) and those ages 60 and older (64%).

There are age gaps regarding the importance of religion in several European countries as well, especially Poland, which is overwhelmingly Roman Catholic. While 49% of Poles ages 60 and older say religion is very important, considerably fewer 40-59 year-olds (29%) and 18-39 year-olds (20%) express this view.

Young people are also less religious in another traditionally Catholic European nation: Spain. Just 9% of Spaniards under age 40 consider religion very important, compared with 21% of those ages 40 to 59 and 30% of those 60 and older.

Large age gaps also exist outside of Europe and the U.S. In Latin America, a solid majority (57%) of Argentines older than 60 describe religion as a very important part of their lives, but only 43% of 40-59 year-olds and 27% of those younger than 40 do so. More than three-in-four (77%) older Mexicans say religion is very important, compared with 61% of those in the middle age category and about half (52%) of younger Mexicans.

Age differences over religion's importance do not exist everywhere, however. In Indonesia and Pakistan, at least 95% of people both under 40 and over 40 agree that religion is very important. The three African nations on the survey also stand out for their lack of an age gap. For instance, roughly eight-in-ten South Africans rate religion as very important in all three age groups.

	% very important		
	18-39	40-59	60+
	%	%	%
U.S.	48	55	64
Britain	15	16	23
France	8	9	15
Germany	21	21	25
Spain	9	21	30
Poland	20	29	49
Russia	14	17	27
Turkey	83	84	88
Egypt	69	76	*
Jordan	77	84	*
Lebanon	46	50	*
Australia	18	19	29
India	70	77	75
Indonesia	95	95	*
Japan	7	9	22
Pakistan	95	96	*
S. Korea	11	20	*
Argentina	27	43	57
Brazil	72	75	84
Mexico	52	61	77
Nigeria	94	94	*
S. Africa	80	83	82
Tanzania	94	92	*

Question 83.  
\*Fewer than 100 respondents age 60 or older.



## The Religion Gender Gap

Women are consistently more likely than men to rate religion as very important in their lives. The gender gap is especially pronounced in the United States. Nearly two-thirds (65%) of American women consider religion very important, a view shared by only 44% of men.

Women are significantly more likely than men to consider religion very significant in all three Latin American countries on the poll: Argentina (a 16 percentage point gap), Mexico (16 points) and Brazil (11 points).

Double-digit gaps over religion's importance exist in several other countries as well: Poland (12 points), South Africa (12 points), Spain (11 points), Russia (10 points) and Lebanon (10 points).

The gender gap over religion's importance is smaller or even non-existent in some of the poorest nations in the survey: India, Pakistan, Egypt, Jordan, Nigeria, Indonesia and Tanzania.

### Women More Likely to Say Religion is Very Important

	% religion very important		Gender gap
	Women	Men	
	%	%	
U.S.	65	44	+21
Argentina	46	30	+16
Mexico	66	50	+16
Poland	35	23	+12
S. Africa	87	75	+12
Spain	24	13	+11
Brazil	80	69	+11
Russia	22	12	+10
Lebanon	53	43	+10
Australia	25	18	+7
Britain	22	15	+7
Germany	25	19	+6
Turkey	87	81	+6
S. Korea	18	13	+5
France	12	8	+4
Japan	15	11	+4
India	74	71	+3
Pakistan	97	94	+3
Egypt	73	72	+1
Jordan	80	79	+1
Nigeria	94	94	0
Indonesia	95	96	-1
Tanzania	93	96	-3

Question 83.

## Prayer in Non-Muslim Countries

In addition to generally considering religion more important, Americans also say they pray more often than do others in the West. A majority of Americans (54%) report praying at least once a day, while one-in-three say they do so several times per day. Only 11% of Americans say they never pray.

Prayer is much less common in Europe. Even in Poland, only 32% say they pray at least once each day. Among the publics included in the survey, the French are the least likely to pray – only 10% say they pray once a day or more, and fully 60% never pray.

At least four-in-ten also report never praying in Britain and Spain, as well as in Australia, South Korea, and Japan.

By contrast, more people in developing countries say they pray frequently. In Nigeria, for example 56% of non-Muslims pray several times a day and another 21% report doing so once a day.

### Prayer and Fasting in Muslim Nations

Overall, prayer is more common among the Muslim publics surveyed than among non-Muslim publics. The ritual prayer, or “salat,” is one of the five major pillars of Islam, and in five of the eight countries with sizable Muslim populations, most Muslims say they pray five times a day.

While a solid majority of non-Muslims in Nigeria pray several times a day, praying is much more common among Nigerian Muslims. Fully nine-in-ten (90%) Nigerian Muslims pray five times each day. Large majorities of Muslims also follow this practice in Indonesia (80%) and Jordan (71%).

Fewer than half of Muslims in Pakistan (46%), Lebanon (45%), and Turkey (34%) pray five times per day. In Lebanon, this practice is more common among Sunnis (63%) than among Shia Muslims (35%).

	Prayer Most Common in U.S. and Developing World					
	<i>How often do you pray?</i>					
	Several times per day	Once a day	Few times a week	Once a week or less	Never	DK
	%	%	%	%	%	%
U.S.	33	21	17	14	11	3
Spain	8	17	10	18	45	1
Germany	7	12	9	36	33	3
Britain	5	12	9	26	46	2
France	5	5	10	19	60	1
Poland	10	22	16	32	10	10
Russia	8	8	10	27	37	10
Lebanon*	9	23	28	31	8	3
India	30	54	8	4	4	0
S.Korea	15	10	10	20	43	2
Japan	10	22	8	18	40	1
Australia	9	12	8	25	45	1
Brazil	35	34	14	8	9	0
Argentina	17	22	16	16	28	1
Mexico	16	27	17	25	12	3
Nigeria*	56	21	17	3	0	3
S. Africa	36	28	13	15	7	0
Tanzania*	32	13	27	26	3	0

\*Asked of non-Muslims only.  
Question 81.

	Muslim Publics Pray More Frequently							
	<i>How often do you pray?</i>							
	Every day 5 times	Once a day	Few times per week	Fridays/ holidays	Only Fridays	Only holidays	Hardly ever	DK
Nigeria	90	5	0	1	1	1	0	1
Indonesia	80	15	2	1	1	1	0	1
Jordan	71	10	6	3	3	2	4	3
Egypt	59	17	9	2	6	2	4	2
Tanzania	51	3	4	14	13	1	14	0
Pakistan	46	26	9	4	9	1	5	1
Lebanon	45	13	3	2	3	7	24	3
Turkey	34	8	12	9	10	5	20	3

Asked of Muslims only.  
Question 80.

The percentage of Muslims who practice another of Islam’s five pillars, fasting during Ramadan, varies considerably across nations. Once more, Nigeria exhibits the highest level of religiosity – 73% of Nigerian Muslims fast during all days of Ramadan and other religious holidays. Tanzania is the only other country in which most Muslims fast during all days of Ramadan. Fasting is least common in Turkey (only 20% fast all days) and Pakistan (16%).

However, large majorities in all Muslim publics, including Turkey, report fasting at least most days during Ramadan. And very few Muslims report “hardly ever” fasting – at just 13%, Lebanese Muslims are the most likely to say they hardly ever fast.

Most Muslims Fast During Most or All of Ramadan					
	<i>How often do you fast?</i>				
	During all of Ramadan/ religious days	Most days of Ramadan	Some days of Ramadan	Hardly ever	DK
	%	%	%	%	%
Nigeria	73	19	3	5	0
Tanzania	55	30	8	6	1
Indonesia	49	40	10	1	0
Egypt	35	61	2	2	0
Lebanon	35	44	6	13	2
Jordan	33	64	1	1	0
Turkey	20	60	9	9	2
Pakistan	16	64	19	1	0

Asked of Muslims only.  
Question 82.

### 3. Muslim Views on Extremism and Conflict

The current survey reveals ongoing concerns about a number of threats and conflicts within the Muslim world. Among the eight Muslim publics included in the survey, there is widespread concern about the rise of Islamic extremism both within their countries and in the world more broadly. Many also see a conflict taking place within their countries between modernizers and Islamic fundamentalists. And there is a sense among most that conflicts over the last few years between Sunni and Shia Muslims in Iraq are not limited to that country; instead, they are seen as part of a broader clash within the world of Islam.

Since 2002, the acceptability of suicide bombing in defense of Islam has fallen sharply across Muslim publics. There also have been steep declines in the proportions expressing confidence in Osama bin Laden.

#### Views on Suicide Bombing and bin Laden

Among the Muslim publics included in this year's survey, majorities or pluralities in nearly every country say suicide bombing and other forms of violence against civilians can never be justified to defend Islam from its enemies. Still, in several countries significant minorities do endorse such tactics.

In Lebanon, 32% of Muslims say that suicide bombing and other attacks on civilians are often (8%) or sometimes (24%) justified in the defense of Islam. More than twice as many Lebanese Shia as Sunnis say such attacks are often or sometimes justified (46% vs. 21%).

By contrast, in four countries, more than seven-in-ten Muslims say suicide violence can never be justified: Turkey (83%), Pakistan (81%), Indonesia (74%) and Tanzania (74%).

Muslim Views on Suicide Bombing					
<i>Suicide bombings are justified...</i>					
	Some-				
	Often	times	Rarely	Never	DK
	%	%	%	%	
Egypt	4	9	40	40	8
Jordan	7	18	29	41	5
Lebanon	8	24	18	49	1
Turkey	1	2	6	83	8
Indonesia	3	8	13	74	3
Pakistan	1	4	10	81	4
Nigeria	11	21	12	49	6
Tanzania	8	4	10	74	4

Asked of Muslims only.  
Question text: "Some people think that suicide bombing and other forms of violence against civilian targets are justified in order to defend Islam from its enemies. Do you personally feel that this kind of violence is often justified, sometimes justified, rarely justified or never justified?" (Q73)

Since Pew first asked this question six years ago, the percentage of Muslims saying suicide bombing can often or sometimes be justified has declined significantly in all seven countries where trends from 2002 are available.

**Fewer Muslims View Suicide Bombing as Justified**

Often/ sometimes justified:	2002	2004	2005	2006	2007	2008	'02-'08 change	'07-'08 change
	%	%	%	%	%	%		
Lebanon	74	--	39	--	34	32	-42	-2
Pakistan	33	41	25	14	9	5	-28	-4
Jordan	43	--	57	29	23	25	-18	+2
Indonesia	26	--	15	10	10	11	-15	+1
Nigeria	47	--	--	46	42	32	-15	-10
Turkey	13	15	14	17	16	3	-10	-13
Tanzania	18	--	--	--	11	12	-6	+1
Egypt	--	--	--	28	8	13	--	+5

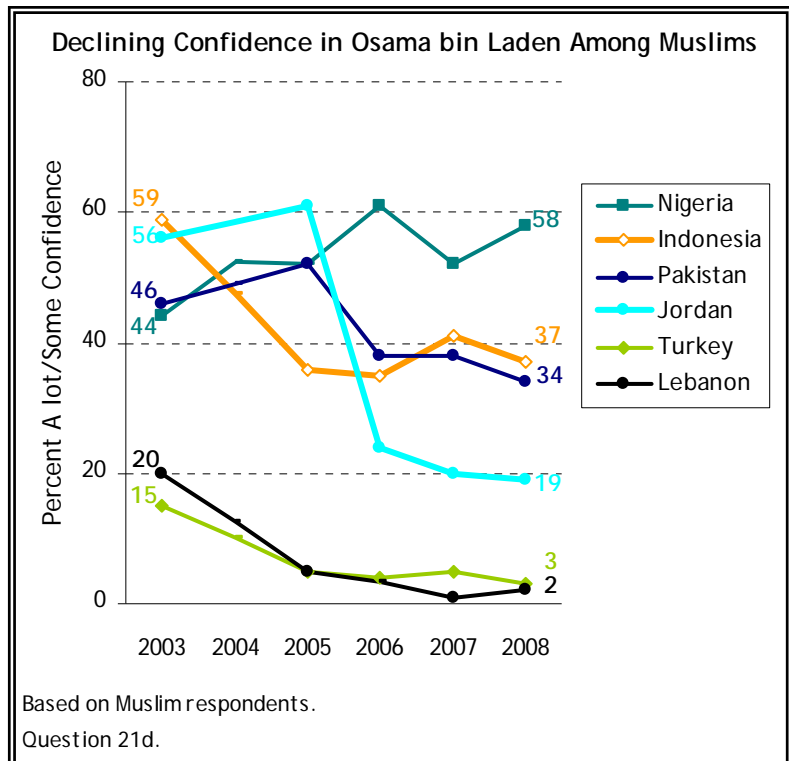
Countries with available trends shown.  
 Asked of Muslims only.  
 Question 73.

Since 2002, decreases of 15 percentage points or more have occurred in five of these seven countries: Lebanon (-42 points), Pakistan (-28), Jordan (-18), Indonesia (-15) and Nigeria (-15). Just since last year, there have been notable declines in Turkey (-13 points), Nigeria (-10) and Pakistan (-4). The only country where support has increased significantly since last year's Pew poll is Egypt (+5), although the number of Egyptians who believe suicide attacks can often or sometimes be justified remains relatively low at 13%.

There are few differences according to age or gender on this question, although Muslims under age 50 in both Nigeria (31%) and Jordan (24%) are less likely than those 50 and older (43% in Nigeria, 29% in Jordan) to describe this type of violence as often or sometimes justifiable.

Women are more likely than men to support suicide bombing in Lebanon (women 37% often/sometimes justified, men 26%) and Jordan (women 28%, men 22%).

Support for Osama bin Laden has also declined in recent years. For instance, only 2% of Lebanese Muslims currently say they have a lot or some confidence in bin Laden to do the right thing in world affairs, down



from 20% in 2003. Similarly, just 3% now voice confidence in the al Qaeda leader in Turkey, down from 15% five years ago.

The most dramatic drop in support for bin Laden has occurred in Jordan – six-in-ten Jordanian Muslims expressed confidence in bin Laden just three years ago, but today only 19% do so.

Disturbingly high numbers of Muslims in Indonesia (37%) and Pakistan (34%) have confidence in the terrorist leader, but in both countries support for bin Laden is considerably lower now than it was five years ago.

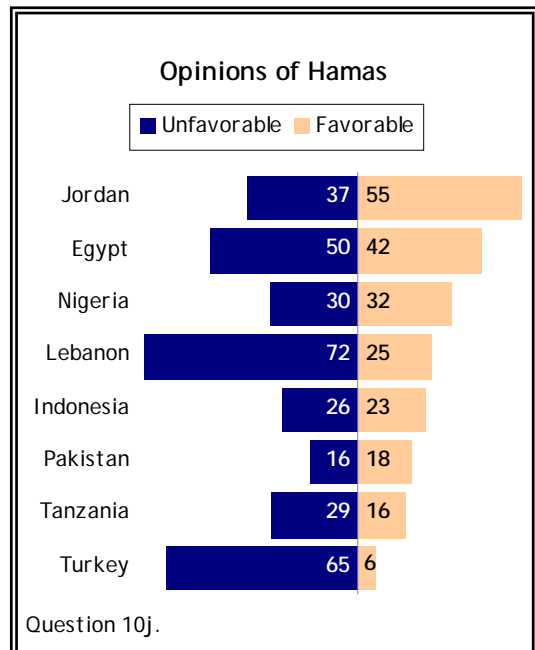
The only country where a majority of Muslims view him positively is Nigeria (58% a lot or some confidence). And Nigeria is the only country in which positive views of bin Laden have become more common since 2003.

### Mixed Views of Hamas and Hezbollah

A majority in only one country – Jordan – holds a favorable opinion of the radical Palestinian organization Hamas (55%). Elsewhere, opinions are negative or mixed.

In the other Arab nations included in the survey, Hamas does not fair as well. For instance, half of Egyptians express an unfavorable view of the organization.

In Lebanon, upwards of seven-in-ten (72%) have a negative view, although opinions differ greatly between the country’s Shia and Sunni communities, and these differences have only become sharper since 2007. Hamas – a predominantly Sunni organization – is currently viewed favorably by 64% of Shia, a 14 percentage point increase from last year. But among Lebanese Sunnis, Hamas remains overwhelmingly unpopular – 83% have an unfavorable view of the organization, an increase from 76% in 2007. Lebanese Christians overwhelmingly express negative opinions of Hamas (90% unfavorable).



Turks have become more negative towards Hamas since last year. Roughly two-thirds (65%) say they have an unfavorable opinion, compared with 54% in 2007. Only a handful of Turks rate Hamas favorably (6%).

Outside of the Middle East, Hamas is a less salient issue, and large numbers of Muslims in Nigeria, Indonesia, Pakistan, and Tanzania are unable to offer an opinion about the Palestinian group.

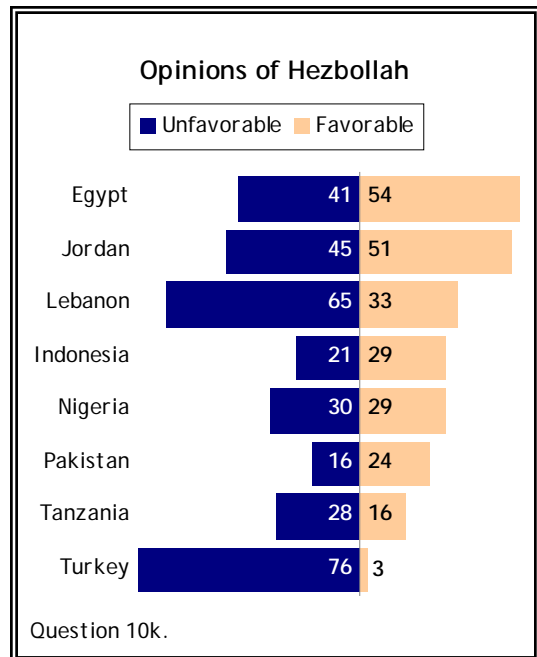
Overall, most Lebanese take a dim view of Hezbollah, the Islamic Shia political and military organization based in Lebanon. A solid majority (65%) of Lebanese say they have an unfavorable view of this organization, but opinions are deeply divided along religious lines. Hezbollah continues to receive tremendous support from Lebanon’s Shia community – a remarkably high 96% hold a favorable view, up from 85% last year. On the other hand, nearly the same percentage of Lebanese Sunnis (95% unfavorable) and Christians (87% unfavorable) express a negative opinion of the movement.

In the other two Arab countries surveyed, slim majorities hold a favorable view of Hezbollah – 54% of Egyptians and 51% of Jordanians express a positive opinion.

In contrast, Turkish public opinion is strongly negative – about three-quarters (76%) express an unfavorable opinion of the organization, with the bulk of these respondents saying they have a *very* unfavorable opinion (71%).

Once again, in the predominantly Muslim countries in Asia and Africa, substantial percentages – 40% or more – are unable to provide a response.

Among Nigerians, views divide sharply along religious lines – one-half of Nigerian Muslims have a favorable view of Hezbollah, compared with just 9% of Christians.



## Widespread Concerns About Extremism

Worries about Islamic extremism are pervasive among nations with sizeable Muslim populations. Majorities in seven of the eight nations where this question was asked are concerned about the rise of Islamic extremism in the world today.

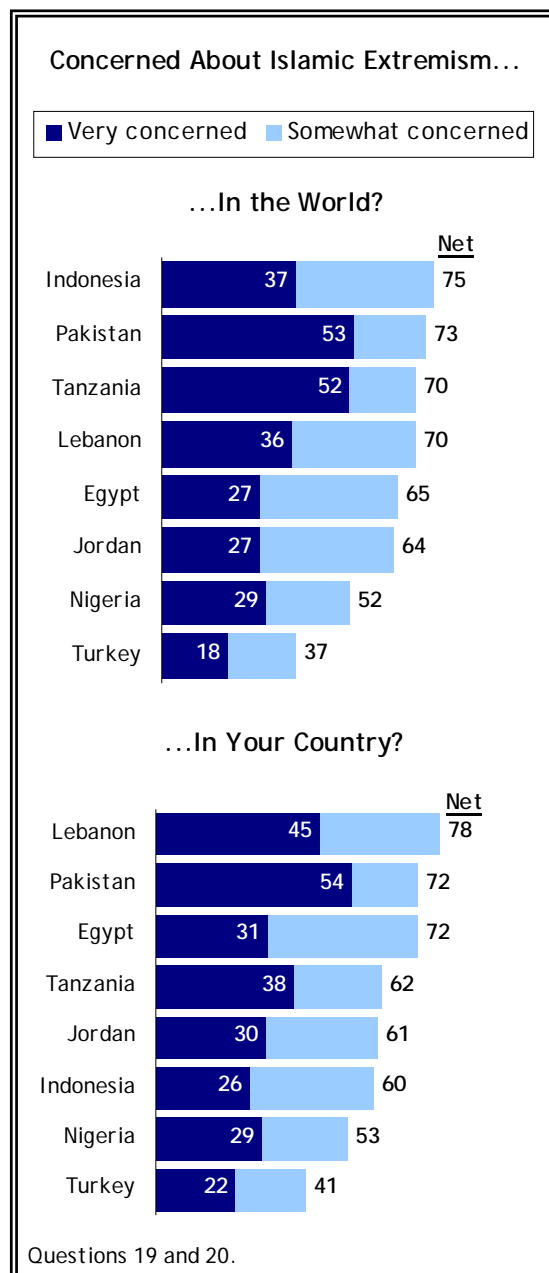
Seven-in-ten or more are concerned in Indonesia, Pakistan, Tanzania and Lebanon. And more than half of Pakistanis and Tanzanians are *very* concerned. Turkey is the exception – only 37% of Turks say they are concerned.

Similar proportions say they are concerned about Islamic extremism *in their countries*. Majorities in seven of eight countries are very or somewhat concerned about the rise of extremism in their country, and worries are especially widespread in Lebanon (78%), Pakistan (72%) and Egypt (72%). Once more, Turkey is the exception – only about four-in-ten Turks (41%) are very or somewhat concerned.

The intensity of concern is particularly strong in Pakistan, a country where armed clashes between government forces and militant groups are ongoing. Just over half of Pakistanis (54%) are *very* concerned about extremism in their country.

Worries about extremism around the world and in the survey countries themselves has mostly remained stable since the last time Pew asked these questions in 2006. However, concerns have risen significantly in two countries: Indonesia and Egypt.

Three-in-four Indonesians currently say they are very or somewhat concerned about Islamic extremism in the world, up from 67% two years ago. Six-in-ten are concerned about extremism in Indonesia itself, a 17 percentage point increase from 2006.





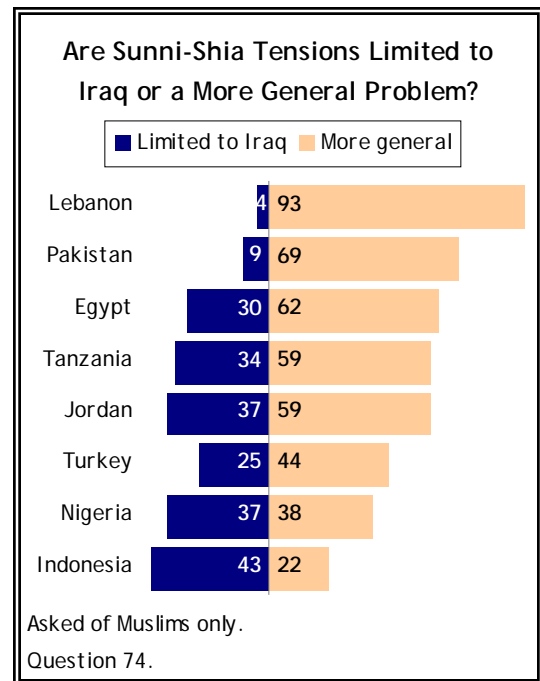
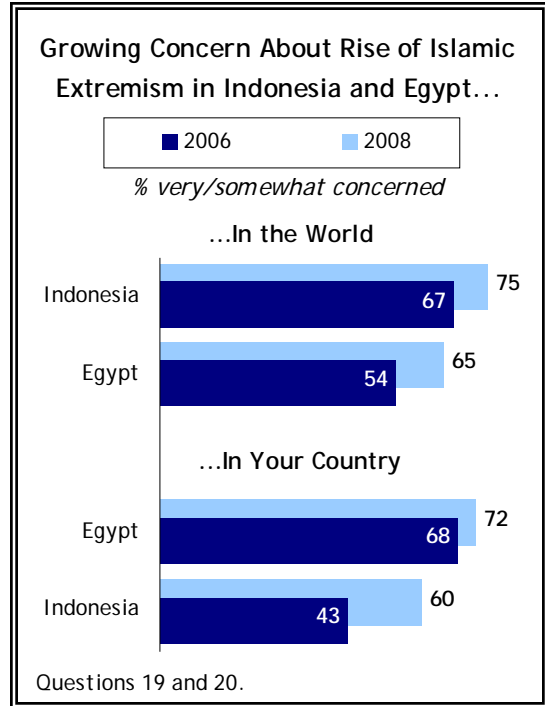
Among Egyptians, 65% are concerned about extremism around the world, an 11 point increase since 2006. More than seven-in-ten (72%) are worried about rising extremism in their country, up from 68% two years ago.

### Sunni-Shia Tensions

The sectarian violence in Iraq has been the most high profile conflict between Sunni and Shia Muslims over the last few years, but many believe this conflict is not limited to Iraq. Instead, in six of the eight countries where the question was asked, the balance of opinion is that tensions between Sunni and Shia are a growing problem in the Muslim world more generally.

This opinion is almost universally shared by Lebanese Muslims (93% more general problem). Perhaps indicative of the ever sharper divides between Lebanon’s Muslim communities, nine-in-ten or more among both Shia (94%) and Sunnis (90%) say that these sectarian tensions are a growing problem throughout the Muslim world.

Solid majorities also see this as a problem that reaches beyond Iraq in Pakistan (69%), Egypt (62%), Tanzania (59%), and Jordan (59%). Fewer hold this view in Turkey (44%), Nigeria (38%) and Indonesia (22%).



## A Struggle Between Modernizers and Fundamentalists

Many Muslims see a struggle in their country between groups who want to modernize the nation and Islamic fundamentalists. In three of the eight countries where this question was asked, more than half say such a struggle is taking place. Overwhelmingly, Muslims who do see a struggle tend to side with the modernizers. The only clear exception is Jordan, where more identify with fundamentalists.

The belief that a struggle is occurring is most common in Turkey, where tensions between elements of the country's secular establishment and the AKP, the country's ruling moderate Islamic party, have been high over the last year.

Roughly two-thirds (68%) believe a clash between moderates and fundamentalists is taking place in Turkey.

Nearly six-in-ten (58%) Lebanese Muslims see a struggle in their country, although this perception is much more common among Sunnis (80%) than among Shia (37%). Both Sunnis and Shia, however, tend to side with modernizers.

Most Tanzanian Muslims (56%), as well as pluralities in Indonesia (48%) and Pakistan (46%), see a struggle taking place in their countries. This view is less widespread in Nigeria (38%), Egypt (33%) and Jordan (21%).

In several countries, there have been notable increases in the number of Muslims who see a conflict between modernizers and fundamentalists. In Tanzania, Turkey, Indonesia, Pakistan and Jordan, Muslims are now significantly more likely to believe such a conflict is taking place than they were last year.

	If see a struggle... Who do you identify with?			
	See struggle	Modern- izers	Funda- mentalists	DK
	%	%	%	%
Turkey	68	40	13	14
Lebanon	58	48	5	5
<i>Sunni</i>	80	65	6	8
<i>Shia</i>	37	30	4	3
Tanzania	56	33	20	2
Indonesia	48	26	16	6
Pakistan	46	23	20	2
Nigeria	38	20	17	1
Egypt	33	17	13	3
Jordan	21	7	14	1

Asked of Muslims only.  
Questions 55b and 55c.

	% see a struggle		
	2007	2008	Change
	%	%	
Tanzania	32	56	+24
Turkey	52	68	+16
Indonesia	39	48	+9
Pakistan	37	46	+9
Jordan	17	21	+4
Nigeria	36	38	+2
Lebanon	58	58	0
Egypt	33	33	0

Asked of Muslims only.  
Question 55b.

## 4. Muslim Views Toward Major Countries

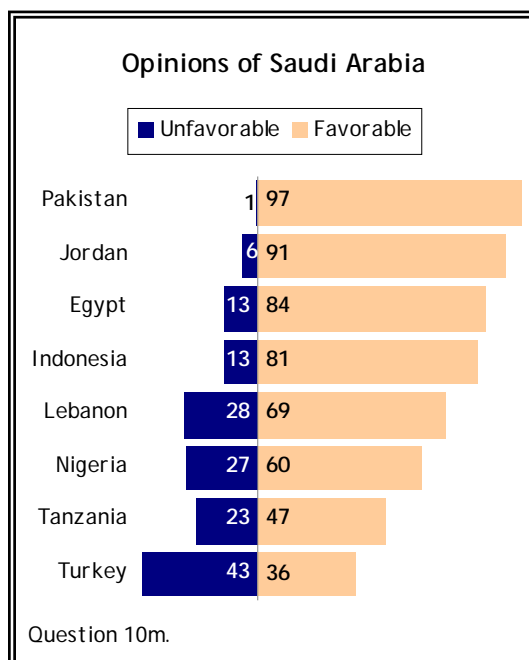
Overall, respondents from the countries in the survey with sizeable Muslim populations express positive opinions about Saudi Arabia. In these nations, favorable views of the Saudi Kingdom are far more common than favorable views of other major countries, and are especially widespread in Pakistan and Jordan. Attitudes toward the U.S. are largely negative, and Iran also receives mostly unfavorable ratings.

Views of U.S. intentions toward democracy in countries with large Muslim populations are more mixed. Nigerians and Tanzanians largely trust that the U.S. favors democracy in their country while Turks and Pakistanis do not. For Pakistanis, faith in U.S. intentions has fluctuated in the last several years, but is now weaker than ever.

### Positive Views of Saudi Arabia

Among the eight countries in the survey in which Muslims are a substantial proportion of the population, views of Saudi Arabia are largely positive, particularly in Pakistan and Jordan. Nearly all Pakistanis (97%) and Jordanians (91%) surveyed hold positive views of Saudi Arabia. Favorable views of the home of Islam are also widespread in Egypt (84%) and Indonesia (81%). Fewer but still solid majorities of Lebanese (69%) and Nigerians (60%) express favorable views of Saudi Arabia. Just under half of Tanzanians feel the same, though many (30%) do not express an opinion.

In Turkey, however, negative views prevail. More than four-in-ten Turkish hold unfavorable views of Saudi Arabia.



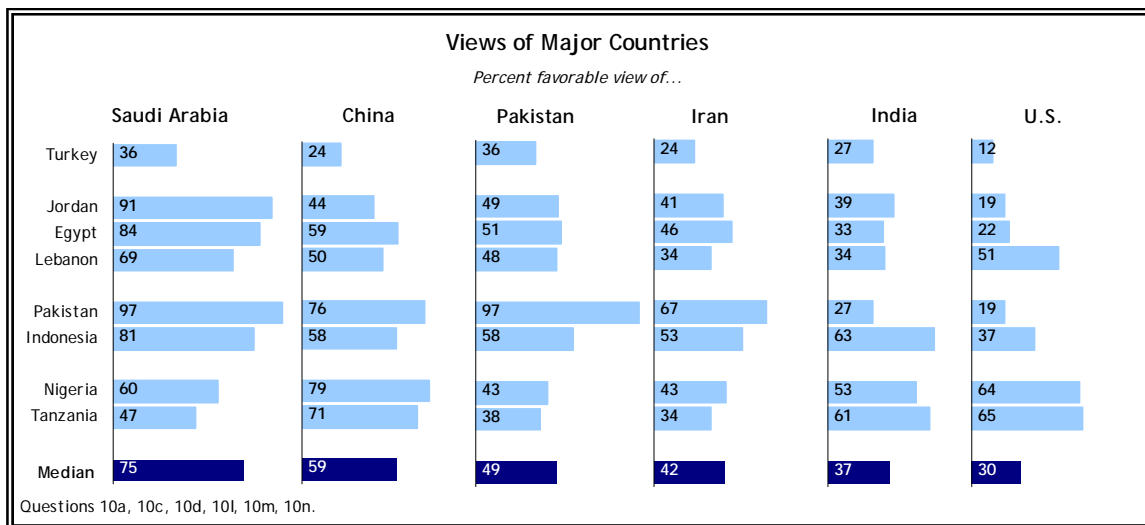
Lebanese Sunni and Shia Muslims views about Saudi Arabia are polarized. Sunni Muslims in Lebanon almost universally rate Saudi Arabia positively (98%) while their Shia brethren uniformly rate the Kingdom negatively (98%).

Views of Saudi Arabia are generally similar among men and women and across age groups, but differ somewhat according to education. Nigeria's least educated – those with only a primary school education – are more likely than the most educated – those with a college education or more – to hold positive views of Saudi Arabia (78% vs. 60%). Similarly, in Turkey

the college educated are the most likely to hold unfavorable views of Saudi Arabia (72%). By contrast, in Lebanon the college educated largely hold positive views (82%).

Views of Saudi Arabia have changed somewhat in both Lebanon and Pakistan, and remained steady elsewhere. Overall, fewer Lebanese hold positive views in 2008 (69%) than in 2007 (82%). This drop in positive views is likely because of a dramatic change in Shia Muslim views of Saudi Arabia. While the Sunnis are as likely to hold positive views now (98%) as they did one year ago (94%), Shias are not. In 2007, nearly two-thirds (64%) of Shia Muslims in Lebanon held favorable views of the Saudi Kingdom while in 2008, none do. In Pakistan, positive views of Saudi Arabia are even more pervasive now (97%) than just one year ago (87%).

Among the nations with sizeable Muslim publics, Saudi Arabia receives more positive ratings than any other major country asked about in the survey – China, Pakistan, Iran, India and the U.S. Across these countries, the median percentage giving Saudi Arabia a positive rating is 75%. China receives the second best ratings with a median of 59% while Pakistan is not too far behind (49% median). By contrast, the U.S. ranks dead last in positive marks. The median percentage with a favorable view of the U.S. is 30%.



Attitudes toward largely Shia Iran are far less positive than toward predominantly Sunni Saudi Arabia. Majorities in only two of these eight Muslim nations – Pakistan and Indonesia – hold favorable views of Iran. About two-thirds in neighboring Pakistan (67%) express positive views of Iran, and just over half of Indonesians (53%) express the same view.

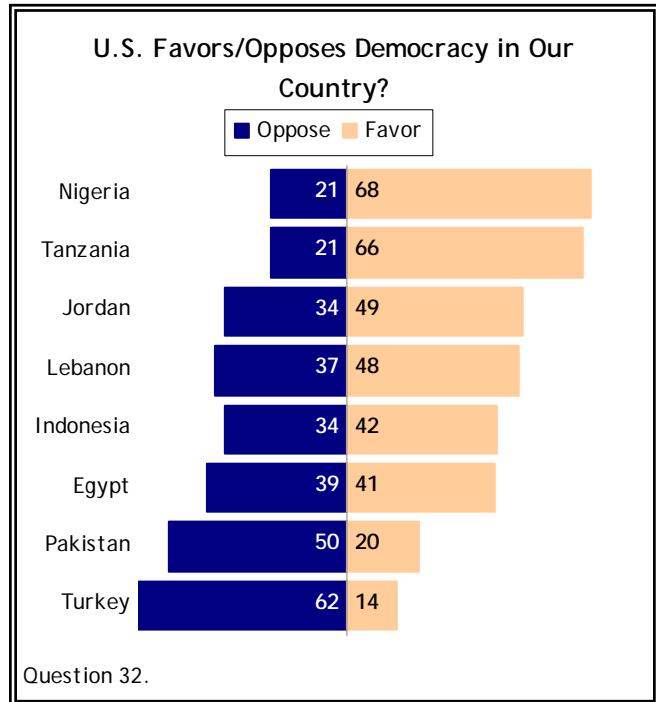
Few in Turkey hold favorable views of any of the major countries asked about in the survey, though more hold positive views of Saudi Arabia (36%) and Pakistan (36%) than any other country. Only 12% in Turkey give the U.S. a favorable rating.

### Does the U.S. Favor or Oppose Democracy in Muslim Publics?

Views of whether the U.S. government favors or opposes democracy in their country are mixed in these eight countries with sizeable Muslim populations.

Nigerians (68%) and Tanzanians (66%) are largely convinced that the U.S. favors democracy in their respective countries. Just under half feel the same among Jordanians (49%) and Lebanese (48%).

Indonesians are, on balance, more convinced the U.S. favors (42%) than opposes (34%) democracy in their country, though many say they do not know (24%). Egyptians are split on American intentions – 39% think the U.S. opposes democracy and 41% believe it favors democracy.



Few in Pakistan or Turkey believe the U.S. supports democracy in their respective countries. In Turkey, only 14% say that the U.S. favors democracy in their country. In Pakistan, only two-in-ten hold this view.

Men are more likely than women in Egypt and Jordan to trust U.S. intentions. Nigerians (75%) and Jordanians (51%) age 18-29 are also most likely to say that the U.S. favors democracy in their country. By contrast, Turks age 18-29 (65%) and 30-49 (65%) are most likely to believe that the U.S. opposes democracy in their country.

A majority of Sunni Muslims (52%) in Lebanon trust that the U.S. favors democracy in their country while most Shia do not (81%).

Views of U.S. interests in democracy in Indonesia and Pakistan have fluctuated somewhat in recent years. In 2005, nearly two-thirds (65%) of Indonesians felt that the U.S. favored democracy in their country while just 42% feel that way in 2008. Similarly, fewer Pakistanis are convinced of a U.S. interest now (20%) than in 2005 (39%).

Fewer Feel U.S. Government Favors Democracy in...			
	<u>Favor</u> %	<u>Oppose</u> %	<u>DK</u> %
<b>Indonesia</b>			
2008	42	34	24
2005	65	21	15
<b>Pakistan</b>			
2008	20	50	30
2005	39	34	26
2004	28	36	36

Question 32.

## 5. Muslim Views on Gender Issues

Among the Muslim respondents in the survey, most endorse a woman’s right to decide whether to wear a veil, including more than 80% of Muslims in Turkey, Indonesia, and Lebanon. Still, sizeable minorities of Muslims in several countries – and a majority in Nigeria – disagree with this view. In several countries, women are more likely than men to believe these decisions should be made by individual women.

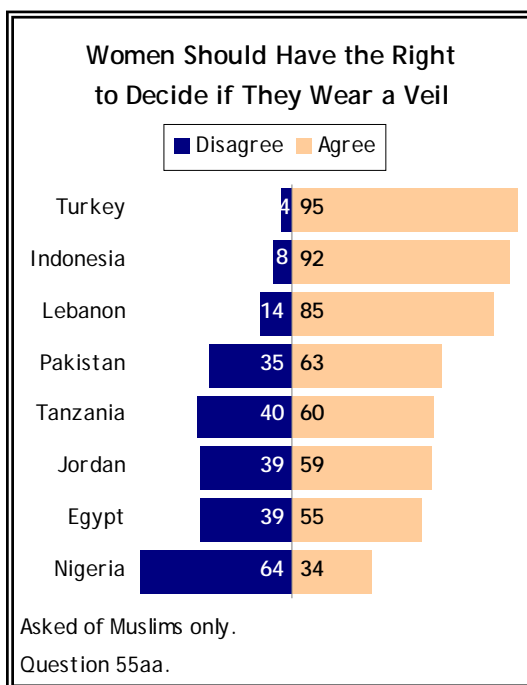
Majorities in five of the eight Muslim publics included on the survey reject restrictions on men and women being employed in the same workplace. And support for such restrictions has declined in several countries over the last year. Still, most Jordanian and Egyptian Muslims favor workplace restrictions.

### Wearing the Veil: Who Should Decide?

Majorities in seven of eight Muslims publics agree with the statement “Women should have the right to decide if they wear a veil.” This view is most widespread in Turkey, Indonesia and Lebanon.

Nearly all of (95%) Muslims surveyed in Turkey – where the country’s highest court recently upheld a ban on women wearing a head scarf in government buildings – feel that women should be able to decide whether to wear a veil.

About nine-in-ten (92%) Muslims take this view in Indonesia, where in recent years several local governments have issued laws requiring women to wear head scarves.



In Lebanon, 85% agree that women should determine whether to wear a veil, including overwhelming majorities of both Sunni (91%) and Shia (79%) Muslims. Solid majorities of Muslims in Pakistan, Tanzania, Jordan and Egypt also agree that women should have the right to decide on this issue, although more than one-in-three in each of these countries disagrees with this view.

Nigeria is the only country in which most Muslims (64%) oppose a woman’s right to decide whether to wear the veil. Currently, only about one-in-three (34%) Nigerian Muslims believe women should be allowed to make this decision, down substantially from last year, when

roughly half (51%) felt this way. Support for a woman’s right to choose on this issue has also declined somewhat since last year in Tanzania (-8 percentage points), Pakistan (-7) and Egypt (-5).

In several nations, women are generally more likely than men to believe wearing a veil should be a woman’s choice. This is especially true in Pakistan, where 78% of women take this view, compared with 50% of men.

The divide between men and women also is pronounced in Tanzania – 68% of Tanzanian women support a woman’s right to choose whether to wear a veil, while 53% of men hold this view.

Lebanon is the only country in which Muslim men are more likely to believe women should have the right to decide, although this view is widespread among both Lebanese men (91%) and women (80%).

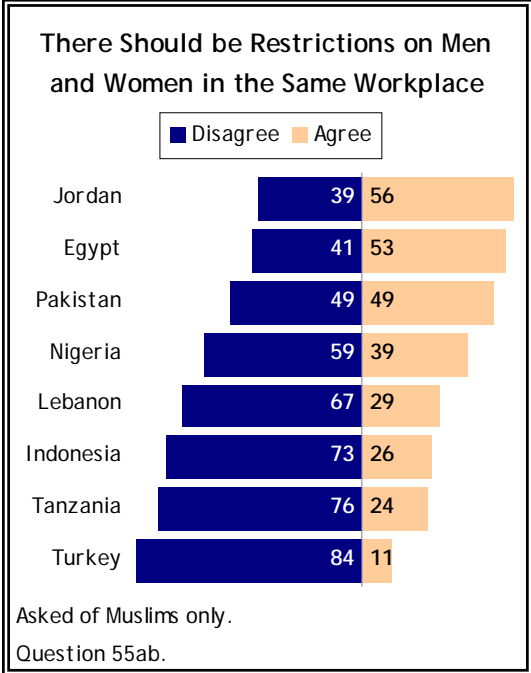
### Women and Men in the Workplace

Majorities in five of the eight Muslim publics surveyed oppose restrictions on women and men working together. Large majorities in Turkey, Tanzania, Indonesia, Lebanon and Nigeria disagree with the statement “There should be restrictions on men and women being employed in the same workplace.” However, most Muslims in Jordan and Egypt favor such restrictions. Pakistani Muslims are evenly divided on this question (49% agree, 49% disagree).

In several countries, Muslims are less inclined to support restrictions on men and women in the workplace now than one year ago. In the current poll, 39% of Nigerian Muslims favor restrictions, down from 53% in 2007. Just 11% in Turkey back restrictions, down from 24% last year. Similar declines have taken place in Pakistan (-12 percentage points) and Lebanon (-9).

	% agree		Gender gap
	Women	Men	
	%	%	
Pakistan	78	50	+28
Tanzania	68	53	+15
Nigeria	38	31	+7
Egypt	57	52	+5
Turkey	97	94	+3
Indonesia	93	92	+1
Jordan	59	58	-1
Lebanon	80	91	-11

Asked of Muslims only.  
Question 55aa.



	% agree with restrictions...			'07-'08 Change
	2002	2007	2008	
	%	%	%	
Nigeria	56	53	39	-14
Turkey	37	24	11	-13
Pakistan	58	61	49	-12
Lebanon	43	38	29	-9

Asked of Muslims only.  
Question 55ab.



The gender gap on this question tends to be smaller than on the veil issue, although women are significantly more likely to oppose workplace restrictions in three countries: Jordan, Egypt, and Tanzania. About half (49%) of Jordanian Muslim women oppose these restrictions, compared with just 30% of Muslim men. The gap between Muslim women (48%) and men (34%) in Egypt is only slightly less pronounced. Both Tanzanian women (83%) and men (70%) overwhelmingly oppose workplace restrictions.

In Lebanon, there are also significant differences along sectarian lines. While Lebanese Sunni Muslims are somewhat split on the need for restrictions in the workplace (45% support, 54% oppose), Shia Muslims largely oppose such restrictions (18% agree, 78% disagree).

## 6. Pakistan

The current poll, conducted after the February parliamentary elections in Pakistan but prior to the resignation of former President Pervez Musharraf and the election of Pakistan Peoples Party (PPP) leader Asif Ali Zardari as the country's new president, found that solid majorities held favorable views of both Zardari and Pakistan Muslim League (N) party leader Nawaz Sharif. Opinions of Musharraf were decidedly more negative, continuing a downward trend observed over the last few years in Pew surveys and other polls in Pakistan.

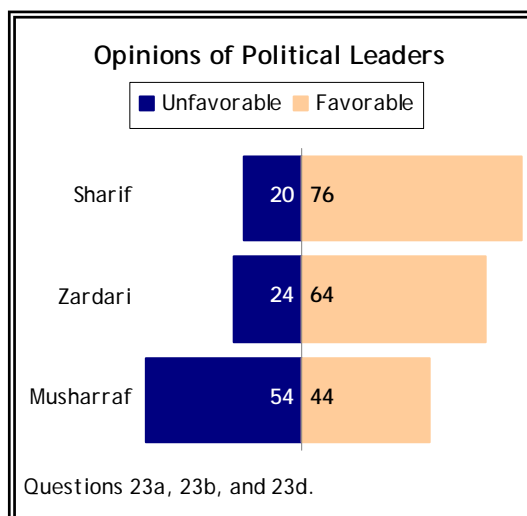
Pakistani views toward the Taliban and al Qaeda are on balance negative, especially among better educated Pakistanis. However, about four-in-ten Pakistanis do not express an opinion about either group.

### Views of Political Leaders

The poll found that 64% held a favorable view of Zardari. And three-quarters expressed a positive view of Sharif. Positive views of Zardari and Sharif cut across gender, age and education categories.

Views of Musharraf are, by contrast, largely negative. As of April this year, a majority (54%) of Pakistanis held unfavorable views of then President Pervez Musharraf.

Pew polls have shown a decline in Musharraf's image over time. In 2004, 86% of Pakistanis had a favorable view of Musharraf. By May 2007, however, only 56% said he was having a positive influence in their country. Polls conducted by the International Republican Institute also show a decline in Musharraf's job approval rating beginning in 2007 and continuing through 2008.



### Negative Views of Taliban and al Qaeda Prevail

On balance, more Pakistanis express a negative than a positive view of the Taliban and al Qaeda. One-third of Pakistanis hold an unfavorable view of the Taliban (33%) and al Qaeda (34%). Roughly one-quarter hold a favorable view of both groups while many Pakistanis do not express an opinion about either.

	Favorable	Unfavorable	DK
	%	%	%
al Qaeda	25	34	41
Taliban	27	33	40

Questions 23c and 23e.

Better educated Pakistanis – those with a high school education or more – are more likely to hold an unfavorable view of al Qaeda (41%) and the Taliban (40%) than those with less than a high school education (29% al Qaeda, 27% Taliban). Those under 50 years of age are also more likely to hold a negative view of the Taliban. More than one-third of Pakistanis age 18-29 (34%) and age 30-49 (36%) hold negative views of the Taliban while only 23% do among those age 50 or older.

Slightly more than half of Pakistanis residing in the Sindh region express a negative view of al Qaeda (53%) and the Taliban (55%). Pakistanis living in the North-West Frontier Province, which borders Afghanistan, are most likely to not offer an opinion of al Qaeda (61%) or the Taliban (54%). Women are also particularly likely to offer no opinion about al Qaeda (55%) and the Taliban (55%).

Positive views about al Qaeda's leader Osama bin Laden are slightly more widespread than positive views about al Qaeda itself.<sup>5</sup> About one-third (34%) of Pakistanis have confidence in bin Laden to do the right thing regarding world affairs (28% lack confidence). A plurality (38%) does not offer an opinion. Confidence in bin Laden has decreased in recent years, dropping from 51% in 2005, to 38% in 2006 and 2007, and 34% today.

---

<sup>5</sup> See Chapter 3 for further discussion of views of bin Laden.

## Methodological Appendix

<u>Country</u>	<u>Sample size</u>	<u>Margin of Error</u>	<u>Field dates</u>	<u>Mode</u>	<u>Sample design</u>
United States	1,000	3%	April 9-17	Telephone	National
Britain	753	4%	March 17 - April 6	Telephone	National
France	754	4%	March 31 - April 8	Telephone	National
Germany	750	4%	March 25 - April 9	Telephone	National
Spain	752	4%	March 17 - April 17	Telephone	National
Poland	750	4%	March 26 - April 14	Face-to-face	National
Russia	1,000	3%	March 18 - April 4	Face-to-face	National
Turkey	1,003	3%	March 31 - April 21	Face-to-face	National
Egypt	1,000	3%	March 19 - April 7	Face-to-face	National
Jordan	1,000	3%	March 18 - April 6	Face-to-face	National
Lebanon	1,000	3%	March 19 - April 7	Face-to-face	National
Australia	700	4%	March 20 - April 4	Telephone	National
China	3,212	2%	March 28 - April 19	Face-to-face	Disproportionately urban
Pakistan	1,254	3%	April 1-19	Face-to-face	Disproportionately urban
India	2,056	2%	April 1-16	Face-to-face	Disproportionately urban
Indonesia	1,000	3%	March 29 - April 14	Face-to-face	National
Japan	708	4%	March 19 - April 13	Telephone	National
South Korea	714	4%	March 20-27	Face-to-face	National
Argentina	801	3%	March 25 - April 3	Face-to-face	National
Brazil	1,000	3%	March 20 - April 8	Face-to-face	Disproportionately urban
Mexico	805	3%	March 18-31	Face-to-face	National
Nigeria	1,000	3%	April 8-21	Face-to-face	National
South Africa	1,001	3%	March 18 - April 4	Face-to-face	National
Tanzania	704	4%	March 31 - April 16	Face-to-face	National

Note: For more comprehensive information on the methodology of this study, see the “Methods in Detail” section.

## Methods in Detail

Results for the survey are based on telephone and face-to-face interviews conducted under the direction of Princeton Survey Research Associates International. All surveys are based on national samples except in Brazil, China, India, and Pakistan where the samples were disproportionately urban.<sup>6</sup>

The table below shows the margin of sampling error based on all interviews conducted in that country. For results based on the full sample in a given country, one can say with 95% confidence that the error attributable to sampling and other random effects is plus or minus the margin of error. In addition to sampling error, one should bear in mind that question wording and practical difficulties in conducting surveys can introduce error or bias into the findings of opinion polls.

### **Argentina**

Sample design:	Probability
Mode:	Face-to-face adults 18 plus
Languages:	Spanish
Fieldwork dates:	March 25 - April 3, 2008
Sample size:	801
Margin of Error:	3%
Representative:	adult population

### **Australia**

Sample design:	Probability
Mode:	Telephone adults 18 plus
Languages:	English
Fieldwork dates:	March 20 - April 4, 2008
Sample size:	700
Margin of Error:	4%
Representative:	adult population

### **Brazil**

Sample design:	Probability
Mode:	Face-to-face adults 18 plus
Languages:	Portuguese
Fieldwork dates:	March 20 - April 8, 2008
Sample size:	1,000
Margin of Error:	3%
Representative:	Disproportionately urban (the sample is 92% urban, Brazil's population is 82% urban). Non-metro areas were under-represented. The sample represents roughly 44% of the adult population.

---

<sup>6</sup> Sources for urban population percentages are The World Bank Group World Development Indicators Online and Financial Times World Desk Reference.

**Britain**

Sample design: Probability  
Mode: Telephone adults 18 plus  
Languages: English  
Fieldwork dates: March 17 - April 6, 2008<sup>7</sup>  
Sample size: 753  
Margin of Error: 4%  
Representative: Telephone households (excluding cell phones)

**China<sup>8</sup>**

Sample design: Probability  
Mode: Face-to-face adults 18 plus  
Languages: Chinese (dialects: Mandarin, Beijingers, Cantonese, Sichuan, Hubei, Shanghai, Zhjiang, Shanxi, Hebei, Henan, Hunan, Dongbei, Jiangxi, Guizhou, Guangxi, Anhui)  
Fieldwork dates: March 28 - April 19, 2008  
Sample size: 3,212  
Margin of Error: 2%  
Representative: Disproportionately urban (the sample is 67% urban, China's population is 40% urban). Probability sample in eight cities, towns and villages covering central, east, and west China. The cities sampled were Shanghai, Beijing, Guangzhou, Wuhan, Changsha, Harbin, Xi'an and Chongqing. The towns covered were Hangzhou Lin'an, Tangshan Qian'an, Dalian Pulandian, Zhengzhou Dengfeng, Lvliang Xiaoyi, Jingdezhen Leping, Guiyang Qingzhen, and Yulin Beiliu. Two or three villages near each of these towns were sampled. The sample represents roughly 42% of the adult population.

**Egypt**

Sample design: Probability  
Mode: Face-to-face adults 18 plus  
Languages: Arabic  
Fieldwork dates: March 19 - April 7, 2008  
Sample size: 1,000  
Margin of Error: 3%  
Representative: Adult population

**France**

Sample design: Quota  
Mode: Telephone adults 18 plus  
Languages: French  
Fieldwork dates: March 31 - April 8, 2008  
Sample size: 754  
Margin of Error: 4%  
Representative: Telephone households (excluding cell phones)

---

<sup>7</sup> Fieldwork put on hold during Easter holiday.

<sup>8</sup> Data were cited from Horizon Market Research's self-sponsored survey "Chinese People View the World."

**Germany**

Sample design: Probability  
Mode: Telephone adults 18 plus  
Languages: German  
Fieldwork dates: March 25 - April 9, 2008  
Sample size: 750  
Margin of Error: 4%  
Representative: Telephone households (excluding cell phones)

**India**

Sample design: Probability  
Mode: Face-to-face adults 18 plus  
Languages: Hindi, Telegu, Gujarati, Tamil, Bengali, English  
Fieldwork dates: April 1-16, 2008  
Sample size: 2,056  
Margin of Error: 2%  
Representative: Disproportionately urban (the sample is 76% urban, India's population is 28% urban). Eight states were surveyed representing roughly 61% of the population – Uttar Pradesh and National Capital Territory of Delhi in the north, Tamil Nadu and Andhra Pradesh in the south, West Bengal and Bihar in the east, and Gujarat and Maharashtra in the west. Towns and villages were under-represented.

**Indonesia**

Sample design: Probability  
Mode: Face-to-face adults 18 plus  
Languages: Bahasa Indonesia, Palembang, Javanese, Banjar, Minang, Batak, Manado, Sunda, Sasak, Melayu  
Fieldwork dates: March 29 - April 14, 2008  
Sample size: 1,000  
Margin of Error: 3%  
Representative: Adult population excluding Papua and remote areas or provinces with small populations (excludes 12% of population)

**Japan**

Sample design: Probability  
Mode: Telephone adults 18 plus  
Languages: Japanese  
Fieldwork dates: March 19 - April 13, 2008  
Sample size: 708  
Margin of Error: 4%  
Representative: Adult population

**Jordan**

Sample design: Probability  
Mode: Face-to-face adults 18 plus  
Languages: Arabic  
Fieldwork dates: March 18 - April 6, 2008  
Sample size: 1,000  
Margin of Error: 3%  
Representative: Adult population

**Lebanon**

Sample design: Probability  
Mode: Face-to-face adults 18 plus  
Languages: Arabic  
Fieldwork dates: March 19 - April 7, 2008  
Sample size: 1,000  
Margin of Error: 3%  
Representative: Adult population

**Mexico**

Sample design: Probability  
Mode: Face-to-face adults 18 plus  
Languages: Spanish  
Fieldwork dates: March 18-31, 2008  
Sample size: 805  
Margin of Error: 3%  
Representative: Adult population

**Nigeria**

Sample design: Probability  
Mode: Face-to-face adults 18 plus  
Languages: Hausa, Yoruba, Igbo, English, other local languages  
Fieldwork dates: April 8-21, 2008  
Sample size: 1,000  
Margin of Error: 3%  
Representative: Adult population

**Pakistan**

Sample design: Probability  
Mode: Face-to-face adults 18 plus  
Languages: Urdu, Punjabi, Sindhi, Pashto, Sariki, Hindko, Brahvi, Balochi  
Fieldwork dates: April 1-19, 2008  
Sample size: 1,254  
Margin of Error: 3%  
Representative: Disproportionately urban, excluding areas of instability particularly in the North West Frontier and Baluchistan (the sample is 55% urban, Pakistan's population is 33% urban). All four provinces of Pakistan are included in sample design. Towns and villages were under-represented. Sample covers roughly 90% of the adult population.

**Poland**

Sample design: Probability  
Mode: Face-to-face adults 18 plus  
Languages: Polish  
Fieldwork dates: March 26 - April 14, 2008  
Sample size: 750  
Margin of Error: 4%  
Representative: Adult population



**Russia**

Sample design: Probability  
Mode: Face-to-face adults 18 plus  
Languages: Russian  
Fieldwork dates: March 18 - April 4, 2008  
Sample size: 1,000  
Margin of Error: 3%  
Representative: Adult population

**South Africa**

Sample design: Probability  
Mode: Face-to-face adults 18 plus  
Languages: Zulu, Afrikaans, South Sotho, North Sotho, Xhosa, Tswana, English, other local languages  
Fieldwork dates: March 18 - April 4, 2008  
Sample size: 1,001  
Margin of Error: 3%  
Representative: Adult population

**South Korea**

Sample design: Probability  
Mode: Face-to-face adults 18 plus  
Languages: Korean  
Fieldwork dates: March 20-27, 2008  
Sample size: 714  
Margin of Error: 4%  
Representative: Adult population

**Spain**

Sample design: Probability  
Mode: Telephone adults 18 plus  
Languages: Spanish  
Fieldwork dates: March 17 - April 17, 2008<sup>9</sup>  
Sample size: 752  
Margin of Error: 4%  
Representative: Adult population

**Tanzania**

Sample design: Probability  
Mode: Face-to-face adults 18 plus  
Languages: Kiswahili  
Fieldwork dates: March 31 - April 16, 2008  
Sample size: 704  
Margin of Error: 4%  
Representative: Adult population

---

<sup>9</sup> Fieldwork put on hold during Easter holiday.

**Turkey**

Sample design: Probability  
Mode: Face-to-face adults 18 plus  
Languages: Turkish, Kurdish  
Fieldwork dates: March 31 - April 21, 2008  
Sample size: 1,003  
Margin of Error: 3%  
Representative: Adult population

**United States**

Sample design: Probability  
Mode: Telephone adults 18 plus  
Languages: English  
Fieldwork dates: April 9-17, 2008  
Sample size: 1,000  
Margin of Error: 3%  
Representative: Telephone household in continental US (excluding cell phones)

**Pew Global Attitudes Project: Spring 2008 Survey**  
**Survey of 24 Nations**  
**----FINAL 2008 TRENDS TOPLINE----**

Countries and regions included in the survey:

*The Americas:* Argentina, Brazil, Mexico, United States

*Europe:* Britain, France, Germany, Poland, Russia, Spain,

*Middle East:* Egypt, Jordan, Lebanon, Turkey

*Asia/Pacific:* Australia, China, India, Indonesia, Japan, Pakistan, South Korea

*Africa:* Nigeria, South Africa, Tanzania

Methodological notes:

- Data based on national samples except in Brazil, China, India, and Pakistan where the samples are disproportionately urban.
- Due to rounding, percentages may not total 100%. The topline “total” columns always show 100%, however, because they are based on unrounded numbers.
- The 2007 and 2008 Global Attitudes surveys use a different process to generate toplines than previous Global Attitudes surveys. As a result, numbers may differ slightly from previously published numbers.
- Data from 2002 in India and Nigeria have been reweighted since their initial publication, and the revised numbers may differ from previously published numbers.
- Previous trends from Egypt in 2002 and South Africa in 2007 are not shown because those results were based on disproportionately urban samples, while the 2008 samples are nationally representative in this country.
- Questions previously released in “Global Economic Gloom – China and India Notable Exceptions” and “The Chinese Celebrate Their Roaring Economy, as They Struggle With Its Costs” include Q2-Q10d, Q10h-Q10i, Q10l, Q10n-Q18, Q21a-Q21c, Q21e, Q21g-Q22, Q24-Q31, Q32a-Q55, and Q56-Q72.
- Questions held for future release: Q21f and Q95.

		Q10e On a different topic, please tell me if you have a very favorable, somewhat favorable, somewhat unfavorable or very unfavorable opinion of: e. Jews					Total
		Very favorable	Somewhat favorable	Somewhat unfavorable	Very unfavorable	DK/Refused	
United States	Spring, 2008 --	41	36	5	2	17	100
	Spring, 2006	40	37	3	2	17	100
	May, 2005	36	40	5	2	16	100
	March, 2004	36	41	6	2	15	100
Britain	Spring, 2008 --	16	57	6	3	19	100
	Spring, 2006	22	52	4	2	19	100
	May, 2005	24	54	4	2	15	100
	March, 2004	23	53	6	3	15	100
France	Spring, 2008 --	14	65	14	6	1	100
	Spring, 2006	12	74	10	3	1	100
	May, 2005	18	64	13	3	2	100
	March, 2004	28	53	8	3	8	100
Germany	Spring, 2008 --	8	56	21	4	11	100
	Spring, 2006	13	56	17	5	10	100
	May, 2005	11	56	16	5	12	100
	March, 2004	10	53	16	4	17	100
Spain	Spring, 2008 --	2	35	28	18	18	100
	Spring, 2006	6	39	25	14	17	100
	May, 2005	18	40	14	7	22	100
Poland	Spring, 2008 --	4	46	25	11	14	100
	May, 2005	7	47	20	7	19	100
Russia	Spring, 2008 --	11	36	22	12	20	100
	Spring, 2006	15	44	21	9	11	100
	May, 2005	15	48	19	7	11	100
	March, 2004	17	47	17	8	10	100
Turkey	Spring, 2008 --	2	5	8	68	17	100
	Spring, 2006	1	14	15	50	20	100
	May, 2005	4	14	16	44	23	100
	March, 2004	6	21	17	32	23	100
Egypt	Spring, 2008 --	0	3	3	92	3	100
	Spring, 2006	0	2	15	82	0	100
Jordan	Spring, 2008 --	1	2	2	94	2	100
	Spring, 2006	0	1	2	96	1	100
	May, 2005	0	0	1	99	0	100
Lebanon	Spring, 2008 --	0	2	8	89	1	100
	May, 2005	0	0	1	99	1	100
Australia	Spring, 2008 --	16	57	8	3	16	100
China	Spring, 2008 --	2	18	38	17	24	100
	May, 2005	2	26	35	14	23	100

		Q10e On a different topic, please tell me if you have a very favorable, somewhat favorable, somewhat unfavorable or very unfavorable opinion of: e. Jews					Total
		Very favorable	Somewhat favorable	Somewhat unfavorable	Very unfavorable	DK/Refused	
India	Spring, 2008 --	2	13	11	21	53	100
	Spring, 2006	4	18	15	24	39	100
	May, 2005	6	22	10	7	56	100
Indonesia	Spring, 2008 --	2	8	30	36	23	100
	Spring, 2006	3	14	34	39	11	100
	May, 2005	2	11	40	36	12	100
Japan	Spring, 2008 --	2	31	35	9	23	100
	Spring, 2006	5	37	36	6	16	100
Pakistan	Spring, 2008 --	1	3	11	65	21	100
	Spring, 2006	1	5	9	62	23	100
	May, 2005	0	5	10	64	21	100
	March, 2004	1	2	7	73	18	100
South Korea	Spring, 2008 --	2	38	33	8	18	100
Argentina	Spring, 2008 --	2	28	17	15	38	100
Brazil	Spring, 2008 --	1	35	36	14	14	100
Mexico	Spring, 2008 --	3	17	23	23	35	100
Nigeria	Spring, 2008 --	11	23	21	22	23	100
	Spring, 2006	9	19	25	27	20	100
South Africa	Spring, 2008 --	7	19	15	31	28	100
Tanzania	Spring, 2008 --	16	17	15	24	28	100

		Q10f On a different topic, please tell me if you have a very favorable, somewhat favorable, somewhat unfavorable or very unfavorable opinion of: f. Christians					Total
		Very favorable	Somewhat favorable	Somewhat unfavorable	Very unfavorable	DK/Refused	
United States	Spring, 2008 --	62	25	3	0	10	100
	Spring, 2006	62	26	4	1	6	100
	May, 2005	56	31	4	2	7	100
	March, 2004	55	29	5	2	9	100
Britain	Spring, 2008 --	27	56	6	1	10	100
	Spring, 2006	46	42	4	1	8	100
	May, 2005	37	48	5	1	9	100
	March, 2004	36	48	5	1	9	100
France	Spring, 2008 --	17	65	13	4	1	100
	Spring, 2006	23	64	10	3	0	100
	May, 2005	23	60	11	4	1	100
	March, 2004	34	50	7	2	6	100
Germany	Spring, 2008 --	15	68	11	1	5	100
	Spring, 2006	23	56	14	3	4	100
	May, 2005	21	62	12	1	4	100
	March, 2004	15	60	13	3	9	100
Spain	Spring, 2008 --	8	59	17	7	9	100
	Spring, 2006	25	54	10	5	6	100
	May, 2005	32	48	7	3	10	100
Poland	Spring, 2008 --	31	57	7	1	4	100
	May, 2005	34	52	4	1	9	100
Russia	Spring, 2008 --	47	41	4	3	6	100
	Spring, 2006	48	42	4	2	5	100
	May, 2005	44	48	2	1	5	100
	March, 2004	44	49	2	1	4	100
Turkey	Spring, 2008 --	2	8	12	62	16	100
	Spring, 2006	2	14	15	54	15	100
	May, 2005	5	16	17	46	17	100
	March, 2004	6	24	19	33	18	100
Egypt	Spring, 2008 --	9	43	28	18	3	100
	Spring, 2006	6	42	40	11	1	100
Jordan	Spring, 2008 --	17	56	17	8	3	100
	Spring, 2006	11	50	28	11	1	100
	May, 2005	10	48	29	12	1	100
Lebanon	Spring, 2008 --	41	44	12	2	0	100
	May, 2005	63	28	5	2	2	100
Australia	Spring, 2008 --	27	57	6	2	8	100
China	Spring, 2008 --	2	20	37	18	24	100
	May, 2005	2	24	35	12	26	100
India	Spring, 2008 --	14	35	14	23	13	100
	Spring, 2006	16	34	17	19	15	100
	May, 2005	20	41	11	8	20	100
Indonesia	Spring, 2008 --	10	41	30	11	9	100
	Spring, 2006	20	44	25	7	4	100
	May, 2005	17	41	28	9	4	100
Japan	Spring, 2008 --	3	45	29	9	13	100
	Spring, 2006	6	51	30	6	6	100

		Q10f On a different topic, please tell me if you have a very favorable, somewhat favorable, somewhat unfavorable or very unfavorable opinion of: f. Christians					Total
		Very favorable	Somewhat favorable	Somewhat unfavorable	Very unfavorable	DK/Refused	
Pakistan	Spring, 2008 --	4	20	17	43	16	100
	Spring, 2006	4	23	15	39	19	100
	May, 2005	2	20	17	41	20	100
	March, 2004	4	20	17	45	14	100
South Korea	Spring, 2008 --	5	48	28	8	11	100
Argentina	Spring, 2008 --	9	57	8	6	19	100
Brazil	Spring, 2008 --	10	60	16	5	10	100
Mexico	Spring, 2008 --	11	36	17	11	24	100
Nigeria	Spring, 2008 --	51	27	8	9	5	100
	Spring, 2006	45	34	13	7	1	100
South Africa	Spring, 2008 --	61	22	4	6	6	100
Tanzania	Spring, 2008 --	67	25	4	2	3	100

		Q10g On a different topic, please tell me if you have a very favorable, somewhat favorable, somewhat unfavorable or very unfavorable opinion of: g. Muslims					Total
		Very favorable	Somewhat favorable	Somewhat unfavorable	Very unfavorable	DK/Refused	
United States	Spring, 2008 --	20	36	13	10	21	100
	Spring, 2006	20	35	14	10	21	100
	May, 2005	18	39	14	8	21	100
	March, 2004	13	35	18	13	20	100
Britain	Spring, 2008 --	12	51	15	8	16	100
	Spring, 2006	15	49	12	8	17	100
	May, 2005	18	53	9	5	15	100
	March, 2004	18	49	12	6	15	100
France	Spring, 2008 --	8	54	26	12	1	100
	Spring, 2006	7	58	23	12	0	100
	May, 2005	9	55	21	13	2	100
	March, 2004	16	48	20	9	7	100
Germany	Spring, 2008 --	4	36	38	12	10	100
	Spring, 2006	4	32	39	15	10	100
	May, 2005	4	36	36	11	13	100
	March, 2004	5	36	35	11	13	100
Spain	Spring, 2008 --	1	32	31	21	16	100
	Spring, 2006	4	25	35	26	10	100
	May, 2005	14	32	24	13	17	100
Poland	Spring, 2008 --	3	32	34	12	19	100
	May, 2005	6	41	19	11	24	100
Russia	Spring, 2008 --	15	41	21	11	12	100
	Spring, 2006	17	42	24	9	9	100
	May, 2005	14	41	26	10	10	100
	March, 2004	15	38	23	14	10	100
Turkey	Spring, 2008 --	66	20	4	5	5	100
	Spring, 2006	74	14	3	5	4	100
	May, 2005	36	45	0	0	19	100
	March, 2004	66	22	6	3	3	100
Egypt	Spring, 2008 --	85	15	1	0	0	100
	Spring, 2006	84	11	3	1	1	100
Jordan	Spring, 2008 --	86	11	1	1	2	100
	Spring, 2006	89	4	6	1	0	100
	May, 2005	52	41	0	0	7	100
Lebanon	Spring, 2008 --	53	44	3	0	0	100
	May, 2005	43	37	0	0	20	100
Australia	Spring, 2008 --	7	53	21	8	12	100
China	Spring, 2008 --	4	16	39	16	26	100
	Spring, 2006	1	22	40	9	28	100
	May, 2005	2	18	35	15	30	100
India	Spring, 2008 --	9	27	18	38	9	100
	Spring, 2006	10	31	19	32	9	100
	May, 2005	15	31	18	25	12	100
Indonesia	Spring, 2008 --	69	26	2	0	3	100
	Spring, 2006	78	19	2	0	1	100
	May, 2005	70	23	0	0	7	100



		Q10g On a different topic, please tell me if you have a very favorable, somewhat favorable, somewhat unfavorable or very unfavorable opinion of: g. Muslims					Total
		Very favorable	Somewhat favorable	Somewhat unfavorable	Very unfavorable	DK/Refused	
Japan	Spring, 2008 --	1	20	45	16	18	100
	Spring, 2006	2	21	50	16	11	100
Pakistan	Spring, 2008 --	93	6	1	0	1	100
	Spring, 2006	84	10	1	1	3	100
	May, 2005	68	11	0	0	22	100
	March, 2004	87	10	1	1	2	100
South Korea	Spring, 2008 --	1	29	41	9	21	100
Argentina	Spring, 2008 --	1	20	20	14	44	100
Brazil	Spring, 2008 --	1	31	38	15	16	100
Mexico	Spring, 2008 --	2	14	23	22	38	100
Nigeria	Spring, 2008 --	53	21	11	9	6	100
	Spring, 2006	48	18	13	18	3	100
South Africa	Spring, 2008 --	9	25	15	30	20	100
Tanzania	Spring, 2008 --	49	33	7	6	5	100

		Q10j On a different topic, please tell me if you have a very favorable, somewhat favorable, somewhat unfavorable or very unfavorable opinion of: j. Hamas					Total
		Very favorable	Somewhat favorable	Somewhat unfavorable	Very unfavorable	DK/Refused	
Turkey	Spring, 2008 --	2	4	7	58	29	100
	Spring, 2007	2	12	8	46	31	100
Egypt	Spring, 2008 --	18	24	30	20	7	100
	Spring, 2007	20	29	31	18	2	100
Jordan	Spring, 2008 --	22	33	21	16	8	100
	Spring, 2007	24	38	25	11	2	100
Lebanon	Spring, 2008 --	12	13	22	50	4	100
	Spring, 2007	6	19	26	41	8	100
Indonesia	Spring, 2008 --	2	21	19	7	51	100
	Spring, 2007	4	38	16	3	38	100
Pakistan	Spring, 2008 --	7	11	7	9	66	100
	Spring, 2007	21	22	6	8	43	100
Nigeria	Spring, 2008 --	16	16	13	17	38	100
	Spring, 2007	12	20	17	25	26	100
Tanzania	Spring, 2008 --	6	10	10	19	54	100
	Spring, 2007	5	9	9	28	49	100

		Q10k On a different topic, please tell me if you have a very favorable, somewhat favorable, somewhat unfavorable or very unfavorable opinion of: k. Hezbollah					Total
		Very favorable	Somewhat favorable	Somewhat unfavorable	Very unfavorable	DK/Refused	
Turkey	Spring, 2008 --	1	2	5	71	21	100
	Spring, 2007	2	7	8	58	25	100
Egypt	Spring, 2008 --	23	31	29	12	6	100
	Spring, 2007	20	36	32	9	3	100
Jordan	Spring, 2008 --	23	28	30	15	5	100
	Spring, 2007	21	33	32	12	2	100
Lebanon	Spring, 2008 --	24	9	8	57	2	100
	Spring, 2007	25	10	9	55	1	100
Indonesia	Spring, 2008 --	3	26	15	6	50	100
	Spring, 2007	5	38	16	4	37	100
Pakistan	Spring, 2008 --	12	12	7	9	60	100
	Spring, 2007	25	21	6	7	42	100
Nigeria	Spring, 2008 --	15	14	13	17	41	100
	Spring, 2007	16	18	17	22	26	100
Tanzania	Spring, 2008 --	6	10	9	19	56	100
	Spring, 2007	5	7	10	27	50	100

		Q10m On a different topic, please tell me if you have a very favorable, somewhat favorable, somewhat unfavorable or very unfavorable opinion of: m. Saudi Arabia					Total
		Very favorable	Somewhat favorable	Somewhat unfavorable	Very unfavorable	DK/Refused	
Turkey	Spring, 2008 --	10	26	13	30	20	100
	Spring, 2007	8	32	12	27	21	100
Egypt	Spring, 2008 --	61	23	9	4	3	100
	Spring, 2007	58	33	6	2	1	100
Jordan	Spring, 2008 --	61	30	4	2	3	100
	Spring, 2007	63	27	7	3	1	100
Lebanon	Spring, 2008 --	38	31	11	17	2	100
	Spring, 2007	44	38	10	7	1	100
Indonesia	Spring, 2008 --	30	51	11	2	6	100
	Spring, 2007	29	57	7	1	6	100
Pakistan	Spring, 2008 --	92	5	1	0	3	100
	Spring, 2007	75	12	1	1	10	100
Nigeria	Spring, 2008 --	36	24	14	13	13	100
Tanzania	Spring, 2008 --	18	29	12	11	30	100

		Q19 On a different subject, how concerned, if at all, are you about the rise of Islamic extremism in our country these days? Are you very concerned, somewhat concerned, not too concerned or not at all concerned?					Total
		Very concerned	Somewhat concerned	Not too concerned	Not at all concerned	Refused	
Turkey	Spring, 2008 --	22	19	12	33	13	100
	Spring, 2006	18	28	18	21	15	100
Egypt	Spring, 2008 --	31	41	20	9	0	100
	Spring, 2006	29	39	19	11	2	100
Jordan	Spring, 2008 --	30	31	25	14	1	100
	Spring, 2006	33	36	22	8	1	100
Lebanon	Spring, 2008 --	45	33	17	4	0	100
Indonesia	Spring, 2008 --	26	34	26	10	5	100
	Spring, 2006	16	27	37	17	3	100
Pakistan	Spring, 2008 --	54	18	6	6	16	100
	Spring, 2006	50	24	4	4	18	100
Nigeria	Spring, 2008 --	29	24	18	21	8	100
	Spring, 2006	25	29	24	21	1	100
Tanzania	Spring, 2008 --	38	24	10	25	4	100

		Q20 How concerned, if at all, are you about the rise of Islamic extremism around the WORLD these days? Are you very concerned, somewhat concerned, not too concerned or not at all concerned?					Total
		Very concerned	Somewhat concerned	Not too concerned	Not at all concerned	DK/Refused	
Turkey	Spring, 2008 --	18	19	14	34	15	100
	Spring, 2006	15	24	21	22	18	100
Egypt	Spring, 2008 --	27	38	24	11	1	100
	Spring, 2006	23	31	28	16	2	100
Jordan	Spring, 2008 --	27	37	26	9	1	100
	Spring, 2006	30	30	26	12	1	100
Lebanon	Spring, 2008 --	36	34	17	12	0	100
Indonesia	Spring, 2008 --	37	38	17	5	2	100
	Spring, 2006	30	37	26	7	1	100
Pakistan	Spring, 2008 --	53	20	5	4	18	100
	Spring, 2006	42	29	4	5	19	100
Nigeria	Spring, 2008 --	29	23	18	21	9	100
	Spring, 2006	24	28	24	22	3	100
Tanzania	Spring, 2008 --	52	18	8	19	3	100

		Q21d For each, tell me how much confidence you have in each leader to do the right thing regarding world affairs – a lot of confidence, some confidence, not too much confidence, or no confidence at all: d. Osama bin Laden					Total
		A lot of confidence	Some confidence	Not too much confidence	No confidence at all	DK/Refused	
Britain	Spring, 2008 --	0	1	5	86	7	100
	Spring, 2007	1	2	4	84	10	100
	Spring, 2006	1	1	4	89	5	100
	May, 2005	1	1	4	92	3	100
	May, 2003	1	3	3	91	2	100
France	Spring, 2008 --	0	1	4	95	0	100
	Spring, 2007	0	1	6	93	1	100
	Spring, 2006	0	0	3	96	0	100
	May, 2005	0	1	5	92	1	100
	May, 2003	0	2	3	95	0	100
Germany	Spring, 2008 --	2	2	4	90	2	100
	Spring, 2007	1	2	3	92	2	100
	Spring, 2006	0	1	2	92	4	100
	May, 2005	1	0	6	91	3	100
	May, 2003	0	1	1	95	2	100
Spain	Spring, 2008 --	0	1	6	91	3	100
	Spring, 2007	0	1	5	91	4	100
	Spring, 2006	0	2	5	89	3	100
	May, 2005	0	1	6	91	2	100
	May, 2003	1	1	3	91	4	100
Poland	Spring, 2008 --	0	3	9	83	4	100
	Spring, 2007	1	1	10	78	10	100
	May, 2005	0	1	8	82	9	100
Russia	Spring, 2008 --	7	7	16	52	18	100
	Spring, 2007	2	6	15	55	23	100
	Spring, 2006	2	6	17	58	17	100
	May, 2005	1	2	11	69	16	100
	May, 2003	0	3	5	71	20	100
Turkey	Spring, 2008 --	1	2	3	77	18	100
	Spring, 2007	1	4	8	66	21	100
	Spring, 2006	1	3	4	75	17	100
	May, 2005	2	3	6	73	14	100
	May, 2003	7	8	7	67	11	100
Egypt	Spring, 2008 --	2	16	31	38	13	100
	Spring, 2007	1	17	27	41	15	100
	Spring, 2006	4	22	42	29	3	100
Jordan	Spring, 2008 --	3	16	33	41	8	100
	Spring, 2007	2	18	30	40	10	100
	Spring, 2006	0	24	45	30	2	100
	May, 2005	25	35	20	18	2	100
	May, 2003	38	17	26	18	1	100
Lebanon	Spring, 2008 --	0	1	11	87	1	100
	Spring, 2007	0	1	11	84	3	100
	May, 2005	0	2	9	78	11	100
	May, 2003	4	10	18	64	4	100

		Q21d For each, tell me how much confidence you have in each leader to do the right thing regarding world affairs – a lot of confidence, some confidence, not too much confidence, or no confidence at all: d. Osama bin Laden					Total
		A lot of confidence	Some confidence	Not too much confidence	No confidence at all	DK/Refused	
Australia	Spring, 2008 --	1	2	4	89	4	100
	May, 2003	0	1	2	95	1	100
China	Spring, 2008 --	2	11	22	31	34	100
	Spring, 2007	2	10	24	40	23	100
	Spring, 2006	2	11	25	25	37	100
India	Spring, 2008 --	2	6	4	72	16	100
	Spring, 2007	3	6	14	64	14	100
	Spring, 2006	0	0	12	77	11	100
	May, 2005	2	4	7	72	14	100
Indonesia	Spring, 2008 --	4	32	23	17	24	100
	Spring, 2007	3	35	27	13	21	100
	Spring, 2006	4	29	33	19	14	100
	May, 2005	8	27	27	10	27	100
	May, 2003	19	38	26	10	7	100
Japan	Spring, 2008 --	0	3	13	76	8	100
	Spring, 2007	0	1	7	77	15	100
	Spring, 2006	0	2	13	82	3	100
Pakistan	Spring, 2008 --	15	19	9	19	38	100
	Spring, 2007	19	19	10	20	32	100
	Spring, 2006	17	21	10	20	32	100
	May, 2005	29	22	11	12	27	100
	May, 2003	24	21	7	19	28	100
South Korea	Spring, 2008 --	1	4	21	65	10	100
	Spring, 2007	0	4	22	61	13	100
	May, 2003	2	8	20	61	8	100
Argentina	Spring, 2008 --	1	3	6	74	15	100
	Spring, 2007	1	1	6	75	18	100
Brazil	Spring, 2008 --	0	2	4	88	5	100
	Spring, 2007	0	2	3	91	4	100
	May, 2003	2	2	4	83	8	100
Mexico	Spring, 2008 --	0	2	8	72	18	100
	Spring, 2007	2	5	15	63	15	100
Nigeria	Spring, 2008 --	21	12	13	40	14	100
	Spring, 2007	17	14	12	44	13	100
	Spring, 2006	17	16	10	48	8	100
	May, 2003	19	9	12	50	10	100
South Africa	Spring, 2008 --	4	7	8	56	25	100
Tanzania	Spring, 2008 --	4	7	7	73	8	100
	Spring, 2007	3	2	7	78	10	100

		Q23a Now I'd like to ask your views about some additional political leaders and organizations. Please tell me if you have a very favorable, somewhat favorable, somewhat unfavorable, or very unfavorable opinion: a. Pervez Musharraf					
		Very favorable	Somewhat favorable	Somewhat unfavorable	Very unfavorable	DK/Refused	Total
Pakistan	Spring, 2008 --	17	27	12	42	2	100
	March, 2004	60	26	3	5	5	100

		Q23b Now I'd like to ask your views about some additional political leaders and organizations. Please tell me if you have a very favorable, somewhat favorable, somewhat unfavorable, or very unfavorable opinion: b. Nawaz Sharif					
		Very favorable	Somewhat favorable	Somewhat unfavorable	Very unfavorable	DK/Refused	Total
Pakistan	Spring, 2008 --	43	33	10	10	4	100

		Q23c Now I'd like to ask your views about some additional political leaders and organizations. Please tell me if you have a very favorable, somewhat favorable, somewhat unfavorable, or very unfavorable opinion: c. al Qaeda					
		Very favorable	Somewhat favorable	Somewhat unfavorable	Very unfavorable	DK/Refused	Total
Pakistan	Spring, 2008 --	9	16	14	20	41	100

		Q23d Now I'd like to ask your views about some additional political leaders and organizations. Please tell me if you have a very favorable, somewhat favorable, somewhat unfavorable, or very unfavorable opinion: d. Asif Ali Zardar					
		Very favorable	Somewhat favorable	Somewhat unfavorable	Very unfavorable	DK/Refused	Total
Pakistan	Spring, 2008 --	29	35	13	11	11	100

		Q23e Now I'd like to ask your views about some additional political leaders and organizations. Please tell me if you have a very favorable, somewhat favorable, somewhat unfavorable, or very unfavorable opinion: e. The Taliban					
		Very favorable	Somewhat favorable	Somewhat unfavorable	Very unfavorable	DK/Refused	Total
Pakistan	Spring, 2008 --	12	15	14	19	40	100

		Q32 Do you think the U.S. government favors or opposes democracy in our country?			Total
		Favors	Opposes	DK/Refused	
Turkey	Spring, 2008 --	14	62	24	100
Egypt	Spring, 2008 --	41	39	20	100
Jordan	Spring, 2008 --	49	34	17	100
	May, 2005	46	43	12	100
	March, 2004	43	44	13	100
Lebanon	Spring, 2008 --	48	37	15	100
	May, 2005	54	28	18	100
Indonesia	Spring, 2008 --	42	34	24	100
	May, 2005	65	21	15	100
Pakistan	Spring, 2008 --	20	50	30	100
	May, 2005	39	34	26	100
	March, 2004	28	36	36	100
Nigeria	Spring, 2008 --	68	21	11	100
Tanzania	Spring, 2008 --	66	21	12	100

		Q55aa ASK MUSLIMS IN MUSLIM COUNTRIES ONLY: Please tell me whether you completely agree, mostly agree, mostly disagree, or completely disagree with the statement: a. Women should have the right to decide if they wear a veil					Total	N
		Completely agree	Mostly agree	Mostly disagree	Completely disagree	DK/Refused		
Turkey	Spring, 2008 --	91	4	1	3	1	100	984
	Spring, 2007	82	11	4	1	1	100	943
	Summer, 2002	80	11	3	3	3	100	990
Egypt	Spring, 2008 --	24	31	30	9	6	100	937
	Spring, 2007	27	33	26	7	6	100	942
Jordan	Spring, 2008 --	28	31	25	14	3	100	968
	Spring, 2007	33	28	28	9	2	100	965
	Summer, 2002	19	42	24	12	2	100	957
Lebanon	Spring, 2008 --	71	14	8	6	0	100	619
	Spring, 2007	65	20	7	6	1	100	624
	Summer, 2002	68	22	3	5	2	100	588
Indonesia	Spring, 2008 --	37	55	7	1	0	100	919
	Spring, 2007	41	50	8	1	1	100	928
	Summer, 2002	30	56	11	3	0	100	935
Pakistan	Spring, 2008 --	51	12	13	22	1	100	1198
	Spring, 2007	50	20	7	23	1	100	1930
	Summer, 2002	33	19	13	32	3	100	1982
Nigeria	Spring, 2008 --	20	14	14	50	2	100	423
	Spring, 2007	31	20	22	26	2	100	613
	Summer, 2002	30	15	28	25	1	100	345
Tanzania	Spring, 2008 --	53	7	5	35	0	100	241
	Spring, 2007	54	14	7	22	2	100	257
	Summer, 2002	35	19	12	31	2	100	262

		Q55ab ASK MUSLIMS IN MUSLIM COUNTRIES ONLY: Please tell me whether you completely agree, mostly agree, mostly disagree, or completely disagree with the statement: b. There should be restrictions on men and women being employed in the same workplace						
		Completely agree	Mostly agree	Mostly disagree	Completely disagree	DK/Refused	Total	N
Turkey	Spring, 2008 --	7	4	6	78	4	100	984
	Spring, 2007	11	13	23	50	3	100	943
	Summer, 2002	25	12	14	42	6	100	990
Egypt	Spring, 2008 --	20	33	29	12	6	100	937
	Spring, 2007	20	31	33	10	7	100	942
Jordan	Spring, 2008 --	23	33	28	11	5	100	968
	Spring, 2007	25	35	30	7	2	100	965
	Summer, 2002	16	43	36	4	2	100	957
Lebanon	Spring, 2008 --	6	23	28	39	3	100	619
	Spring, 2007	11	27	30	30	1	100	624
	Summer, 2002	24	19	30	25	2	100	588
Indonesia	Spring, 2008 --	5	21	50	23	1	100	919
	Spring, 2007	3	19	56	21	1	100	928
	Summer, 2002	5	24	49	22	0	100	935
Pakistan	Spring, 2008 --	29	20	19	30	2	100	1198
	Spring, 2007	34	27	16	23	1	100	1930
	Summer, 2002	35	23	15	21	6	100	1982
Nigeria	Spring, 2008 --	20	19	21	38	2	100	423
	Spring, 2007	24	29	19	26	2	100	613
	Summer, 2002	36	20	28	16	1	100	345
Tanzania	Spring, 2008 --	19	5	7	69	1	100	241
	Spring, 2007	7	12	14	61	6	100	257
	Summer, 2002	18	16	16	45	4	100	262



		Q55b ASK MUSLIMS IN MUSLIM COUNTRIES ONLY: Do you think there is a struggle in our country between groups who want to modernize the country and Islamic fundamentalists or don't you think so?			Total	N
		Yes, there is a struggle	No, there is not a struggle	DK/Refused		
Turkey	Spring, 2008 --	68	15	18	100	984
	Spring, 2007	52	22	26	100	943
	Spring, 2006	58	23	19	100	1001
Egypt	Spring, 2008 --	33	64	3	100	937
	Spring, 2007	33	59	8	100	942
	Spring, 2006	29	60	11	100	936
Jordan	Spring, 2008 --	21	70	9	100	968
	Spring, 2007	17	78	5	100	965
	Spring, 2006	25	69	6	100	972
Lebanon	Spring, 2008 --	58	40	2	100	619
	Spring, 2007	58	40	2	100	624
Indonesia	Spring, 2008 --	48	26	26	100	919
	Spring, 2007	39	43	18	100	928
	Spring, 2006	51	40	9	100	909
Pakistan	Spring, 2008 --	46	20	34	100	1198
	Spring, 2007	37	25	38	100	1930
	Spring, 2006	37	14	49	100	1233
Nigeria	Spring, 2008 --	38	46	16	100	423
	Spring, 2007	36	49	15	100	613
Tanzania	Spring, 2008 --	56	35	9	100	241
	Spring, 2007	32	59	10	100	257

		Q55c ASK IF 'YES' IN Q55b: Which side do you identify with more in this struggle, the groups who want to modernize the country or Islamic fundamentalists?				
		Groups who want to modernize	Islamic fundamentalists	DK/Refused	Total	N
Turkey	Spring, 2008 --	60	20	21	100	651
	Spring, 2007	58	22	21	100	490
	Spring, 2006	66	15	18	100	588
Egypt	Spring, 2008 --	53	39	8	100	307
	Spring, 2007	49	32	20	100	311
	Spring, 2006	70	27	3	100	293
Jordan	Spring, 2008 --	32	65	3	100	203
	Spring, 2007	26	48	26	100	163
	Spring, 2006	63	24	12	100	254
Lebanon	Spring, 2008 --	83	8	9	100	361
	Spring, 2007	86	9	5	100	371
Indonesia	Spring, 2008 --	55	34	12	100	441
	Spring, 2007	68	27	6	100	353
	Spring, 2006	61	26	12	100	507
Pakistan	Spring, 2008 --	51	44	5	100	542
	Spring, 2007	51	41	8	100	696
	Spring, 2006	61	34	6	100	519
Nigeria	Spring, 2008 --	52	46	2	100	161
	Spring, 2007	34	62	4	100	221
Tanzania	Spring, 2008 --	59	37	4	100	130
	Spring, 2007	52	37	11	100	81

		Q73 ASK MUSLIMS IN MUSLIM COUNTRIES ONLY: Some people think that suicide bombing and other forms of violence against civilian targets are justified in order to defend Islam from its enemies... Do you personally feel that this kind of violence is...?					Total	N
		Often justified	Sometimes justified	Rarely justified	Never justified	DK/Refused		
Turkey	Spring, 2008 --	1	2	6	83	8	100	984
	Spring, 2007	3	13	9	56	19	100	943
	Spring, 2006	3	14	9	61	14	100	1001
	May, 2005	3	11	6	66	13	100	481
	March, 2004	6	9	9	67	9	100	995
	Summer, 2002	4	9	7	65	14	100	990
Egypt	Spring, 2008 --	4	9	40	40	8	100	937
	Spring, 2007	2	6	43	40	9	100	942
	Spring, 2006	8	20	25	45	3	100	936
Jordan	Spring, 2008 --	7	18	29	41	5	100	968
	Spring, 2007	6	17	27	42	8	100	965
	Spring, 2006	5	24	28	43	1	100	972
	May, 2005	24	33	31	11	1	100	478
	Summer, 2002	15	28	22	26	9	100	957
Lebanon	Spring, 2008 --	8	24	18	49	1	100	619
	Spring, 2007	9	25	20	46	1	100	624
	May, 2005	26	13	19	33	10	100	291
	Summer, 2002	48	26	9	12	6	100	588
Indonesia	Spring, 2008 --	3	8	13	74	3	100	919
	Spring, 2007	3	7	13	77	2	100	928
	Spring, 2006	2	8	18	71	1	100	909
	May, 2005	2	13	18	66	1	100	485
	Summer, 2002	5	21	16	54	3	100	935
Pakistan	Spring, 2008 --	1	4	10	81	4	100	1198
	Spring, 2007	4	5	9	72	10	100	1930
	Spring, 2006	7	7	8	69	8	100	1233
	May, 2005	12	13	18	46	11	100	476
	March, 2004	27	14	8	35	16	100	1183
	Summer, 2002	19	14	5	38	24	100	1982
Nigeria	Spring, 2008 --	11	21	12	49	6	100	423
	Spring, 2007	10	32	11	39	8	100	613
	Spring, 2006	8	38	23	28	3	100	468
	Summer, 2002	21	26	19	26	8	100	345
Tanzania	Spring, 2008 --	8	4	10	74	4	100	241
	Spring, 2007	4	7	9	71	9	100	257
	Summer, 2002	4	14	14	56	12	100	262

		Q74 ASK MUSLIMS IN MUSLIM COUNTRIES ONLY: Do you think tensions between Sunnis and Shias are limited to Iraq, or is it a growing problem in the Muslim world more generally?			Total	N
		Limited to Iraq	More general problem	DK/Refused		
Turkey	Spring, 2008 --	25	44	31	100	984
	Spring, 2007	23	42	35	100	943
Egypt	Spring, 2008 --	30	62	8	100	937
	Spring, 2007	30	58	12	100	942
Jordan	Spring, 2008 --	37	59	4	100	968
	Spring, 2007	36	60	4	100	965
Lebanon	Spring, 2008 --	4	93	4	100	619
	Spring, 2007	11	88	1	100	624
Indonesia	Spring, 2008 --	43	22	36	100	919
	Spring, 2007	52	23	25	100	928
Pakistan	Spring, 2008 --	9	69	21	100	1198
	Spring, 2007	11	67	22	100	1930
Nigeria	Spring, 2008 --	37	38	25	100	423
	Spring, 2007	33	46	21	100	613
Tanzania	Spring, 2008 --	34	59	7	100	241
	Spring, 2007	36	52	12	100	257

		Q79 ASK MUSLIMS IN MUSLIM COUNTRIES ONLY: Are you Shi'a, Sunni, or another tradition?				Total	N
		Shi'a	Sunni	Other	DK/Refused		
Turkey	Spring, 2008 --	3	83	8	5	100	984
	Spring, 2007	2	76	16	6	100	943
Egypt	Spring, 2008 --	0	100	0	0	100	937
	Spring, 2007	0	100	0	0	100	942
Jordan	Spring, 2008 --	0	100	0	0	100	968
	Spring, 2007	0	100	0	0	100	965
Lebanon	Spring, 2008 --	47	46	7	0	100	619
	Spring, 2007	47	44	10	0	100	624
Pakistan	Spring, 2008 --	7	90	2	1	100	1198
	Spring, 2007	6	88	4	1	100	1930
Nigeria	Spring, 2008 --	11	46	19	24	100	423
	Spring, 2007	19	31	33	17	100	613
Tanzania	Spring, 2008 --	25	60	9	6	100	241
	Spring, 2007	18	69	2	11	100	257

		Q80 ASK MUSLIMS IN MUSLIM COUNTRIES ONLY: How often, if at all, do you pray: hardly ever, only during religious holidays, only on Fridays, only on Fridays and religious holidays, more than once a week, every day at least once, or every day five times?								Total	N
		Hardly ever	Only during religious holidays	Only on Fridays	Only on Fridays and religious holidays	More than once a week	Every day at least once	Every day five times	DK/Refused		
Turkey	Spring, 2008 --	20	5	10	9	12	8	34	3	100	984
	Spring, 2007	15	7	13	8	8	8	37	4	100	943
	Summer, 2002	25	8	8	12	7	7	32	2	100	990
Egypt	Spring, 2008 --	4	2	6	2	9	17	59	2	100	937
	Spring, 2007	7	2	5	4	2	19	61	0	100	942
Jordan	Spring, 2008 --	4	2	3	3	6	10	71	3	100	968
	Spring, 2007	9	4	4	3	1	9	69	0	100	965
Lebanon	Spring, 2008 --	24	7	3	2	3	13	45	3	100	619
	Spring, 2007	15	9	6	4	4	8	43	11	100	624
Indonesia	Spring, 2008 --	0	1	1	1	2	15	80	1	100	919
	Spring, 2007	1	1	1	1	3	16	77	0	100	928
	Summer, 2002	1	3	1	2	2	17	74	0	100	935
Pakistan	Spring, 2008 --	5	1	9	4	9	26	46	1	100	1198
	Spring, 2007	7	4	9	2	9	26	42	1	100	1930
	Summer, 2002	11	3	11	2	5	22	46	1	100	1982
Nigeria	Spring, 2008 --	0	1	1	1	0	5	90	1	100	423
	Spring, 2007	2	1	1	1	1	9	83	2	100	613
	Summer, 2002	2	2	1	0	0	5	89	0	100	345
Tanzania	Spring, 2008 --	14	1	13	14	4	3	51	0	100	241
	Spring, 2007	17	3	26	6	2	4	40	2	100	257

		Q81 ASK ALL NON MUSLIMS: People practice their religion in different ways. Outside of attending religious services, do you pray several times a day, once a day, a few times a week, once a week or less, or never?						Total	N
		Several times a day	Once a day	A few times a week	Once a week or less	Never	DK/Refused		
United States	Spring, 2008 --	33	21	17	14	11	3	100	1000
	Spring, 2007	36	21	15	15	11	3	100	2016
	Summer, 2002	32	23	17	16	8	3	100	1495
Britain	Spring, 2008 --	5	12	9	26	46	2	100	753
	Spring, 2007	6	11	9	23	48	2	100	988
France	Spring, 2008 --	5	5	10	19	60	1	100	754
	Spring, 2007	5	7	9	17	62	0	100	964
	Summer, 2002	4	6	11	18	59	1	100	495
Germany	Spring, 2008 --	7	12	9	36	33	3	100	750
	Spring, 2007	7	15	8	31	36	2	100	982
	Summer, 2002	9	13	7	32	37	2	100	992
Spain	Spring, 2008 --	8	17	10	18	45	1	100	752
	Spring, 2007	6	12	9	19	50	3	100	498
Poland	Spring, 2008 --	10	22	16	32	10	10	100	750
	Spring, 2007	12	25	16	28	8	12	100	504
	Summer, 2002	15	21	15	39	4	5	100	470
Russia	Spring, 2008 --	8	8	10	27	37	10	100	1000
	Spring, 2007	7	9	7	25	46	7	100	946
	Summer, 2002	6	10	6	19	56	3	100	965
Lebanon	Spring, 2008 --	9	23	28	31	8	3	100	381
	Spring, 2007	12	25	27	28	4	5	100	376
Australia	Spring, 2008 --	9	12	8	25	45	1	100	700
India	Spring, 2008 --	30	54	8	4	4	0	100	2056
	Spring, 2007	28	54	10	4	4	0	100	1943
	Summer, 2002	48	39	5	4	4	0	100	1968
Japan	Spring, 2008 --	10	22	8	18	40	1	100	708
	Spring, 2007	6	12	4	20	57	1	100	762
	Summer, 2002	9	27	6	22	35	0	100	702
South Korea	Spring, 2008 --	15	10	10	20	43	2	100	714
	Spring, 2007	9	8	12	20	48	3	100	718
Argentina	Spring, 2008 --	17	22	16	16	28	1	100	801
	Spring, 2007	11	21	17	20	28	2	100	800
	Summer, 2002	18	22	15	18	23	3	100	814
Brazil	Spring, 2008 --	35	34	14	8	9	0	100	1000
	Spring, 2007	36	40	11	6	7	0	100	1000
	Summer, 2002	29	36	13	15	6	1	100	999
Mexico	Spring, 2008 --	16	27	17	25	12	3	100	805
	Spring, 2007	10	29	20	22	17	1	100	828
	Summer, 2002	17	31	19	25	6	1	100	939
Nigeria	Spring, 2008 --	56	21	17	3	0	3	100	577
	Spring, 2007	44	23	21	4	0	9	100	515
	Summer, 2002	71	21	5	0	2	2	100	650
South Africa	Spring, 2008 --	36	28	13	15	7	0	100	1001
	Summer, 2002	48	29	10	9	3	1	100	684
Tanzania	Spring, 2008 --	32	13	27	26	3	0	100	463
	Spring, 2007	23	12	21	32	5	7	100	447
	Summer, 2002	29	10	20	35	4	1	100	458

		Q82 ASK MUSLIMS IN MUSLIM COUNTRIES ONLY: How often, if at all, do you fast – hardly ever, some days during Ramadan, during most or all days of Ramadan, OR during all of Ramadan and other religious holidays?					Total	N
		Hardly ever	Some days during Ramadan	During most or all days of Ramadan	During all of Ramadan and other religious holidays	DK/Refused		
Turkey	Spring, 2008 --	9	9	60	20	2	100	984
	Spring, 2007	5	9	61	21	3	100	943
	Summer, 2002	8	8	31	50	2	100	990
Egypt	Spring, 2008 --	2	2	61	35	0	100	937
	Spring, 2007	1	4	58	37	0	100	942
Jordan	Spring, 2008 --	1	1	64	33	0	100	968
	Spring, 2007	2	3	58	37	0	100	965
Lebanon	Spring, 2008 --	13	6	44	35	2	100	619
	Spring, 2007	13	12	40	31	3	100	624
Indonesia	Spring, 2008 --	1	10	40	49	0	100	919
	Spring, 2007	1	6	37	57	0	100	928
	Summer, 2002	0	16	35	48	1	100	935
Pakistan	Spring, 2008 --	1	19	64	16	0	100	1198
	Spring, 2007	2	17	67	14	0	100	1930
	Summer, 2002	4	16	61	19	0	100	1982
Nigeria	Spring, 2008 --	5	3	19	73	0	100	423
	Spring, 2007	12	6	20	62	1	100	613
	Summer, 2002	5	8	31	56	1	100	345
Tanzania	Spring, 2008 --	6	8	30	55	1	100	241
	Spring, 2007	4	10	49	36	2	100	257

		Q83 How important is religion in your life – very important, somewhat important, not too important, or not at all important?					Total
		Very important	Somewhat important	Not too important	Not at all important	DK/Refused	
United States	Spring, 2008 --	55	27	9	7	2	100
	Spring, 2007	56	26	9	8	1	100
	Spring, 2006	54	29	10	6	1	100
	Summer, 2002	59	25	8	6	1	100
Britain	Spring, 2008 --	18	24	23	34	1	100
	Spring, 2007	18	24	24	34	1	100
	Spring, 2006	25	37	26	13	1	100
France	Spring, 2008 --	10	27	26	36	0	100
	Spring, 2007	12	26	27	36	0	100
	Spring, 2006	13	31	25	30	0	100
	Summer, 2002	11	27	28	33	1	100
Germany	Spring, 2008 --	22	35	21	21	0	100
	Spring, 2007	24	32	20	24	1	100
	Spring, 2006	30	30	20	21	0	100
	Summer, 2002	21	28	25	25	0	100
Spain	Spring, 2008 --	19	27	23	30	1	100
	Spring, 2007	18	26	24	31	1	100
	Spring, 2006	25	23	24	27	1	100

		Q83 How important is religion in your life – very important, somewhat important, not too important, or not at all important?					Total
		Very important	Somewhat important	Not too important	Not at all important	DK/Refused	
Poland	Spring, 2008 --	29	50	14	2	4	100
	Spring, 2007	38	44	13	3	3	100
	Summer, 2002	36	52	9	1	2	100
Russia	Spring, 2008 --	18	39	24	14	5	100
	Spring, 2007	16	34	33	14	4	100
	Spring, 2006	17	43	29	11	2	100
	Summer, 2002	14	33	28	21	4	100
Turkey	Spring, 2008 --	84	10	2	2	1	100
	Spring, 2007	82	12	3	2	2	100
	Spring, 2006	69	21	4	2	3	100
	Summer, 2002	65	24	6	5	1	100
Egypt	Spring, 2008 --	72	25	1	1	0	100
	Spring, 2007	62	35	2	1	0	100
	Spring, 2006	65	33	1	1	0	100
Jordan	Spring, 2008 --	79	20	0	0	0	100
	Spring, 2007	77	20	3	1	0	100
	Spring, 2006	71	25	3	1	0	100
Lebanon	Spring, 2008 --	48	31	16	5	1	100
	Spring, 2007	50	33	13	4	1	100
Australia	Spring, 2008 --	21	25	22	31	1	100
India	Spring, 2008 --	72	17	5	6	0	100
	Spring, 2007	69	24	4	3	0	100
	Spring, 2006	68	21	7	4	0	100
	Summer, 2002	83	13	2	2	0	100
Indonesia	Spring, 2008 --	95	4	1	0	0	100
	Spring, 2007	96	3	0	0	0	100
	Spring, 2006	97	3	0	0	0	100
	Summer, 2002	95	5	0	0	0	100
Japan	Spring, 2008 --	13	28	33	24	2	100
	Spring, 2007	6	20	41	30	2	100
	Spring, 2006	12	35	31	21	2	100
	Summer, 2002	12	28	36	22	1	100
Pakistan	Spring, 2008 --	95	3	1	0	0	100
	Spring, 2007	94	4	0	1	0	100
	Spring, 2006	97	2	0	0	1	100
	Summer, 2002	91	7	0	0	2	100
South Korea	Spring, 2008 --	16	29	31	22	2	100
	Spring, 2007	14	29	34	22	2	100
Argentina	Spring, 2008 --	39	30	18	12	1	100
	Spring, 2007	34	32	22	11	1	100
	Summer, 2002	39	34	14	12	1	100
Brazil	Spring, 2008 --	75	12	7	6	0	100
	Spring, 2007	75	12	7	6	0	100
	Summer, 2002	76	14	7	4	1	100



		Q83 How important is religion in your life – very important, somewhat important, not too important, or not at all important?					Total
		Very important	Somewhat important	Not too important	Not at all important	DK/Refused	
Mexico	Spring, 2008 --	58	28	8	4	2	100
	Spring, 2007	46	39	11	4	0	100
	Summer, 2002	57	32	9	2	1	100
Nigeria	Spring, 2008 --	94	3	1	2	0	100
	Spring, 2007	89	4	3	4	0	100
	Spring, 2006	95	4	0	0	0	100
	Summer, 2002	92	5	1	1	1	100
South Africa	Spring, 2008 --	81	12	3	3	1	100
	Summer, 2002	87	8	3	3	0	100
Tanzania	Spring, 2008 --	94	5	0	1	0	100
	Spring, 2007	95	3	0	1	0	100
	Summer, 2002	83	12	3	1	2	100