

# University of California, San Diego

Six Colleges, One Great University

9500 Gilman Drive, La Jolla, CA 92093 • (858) 534-2230 • www.ucsd.edu

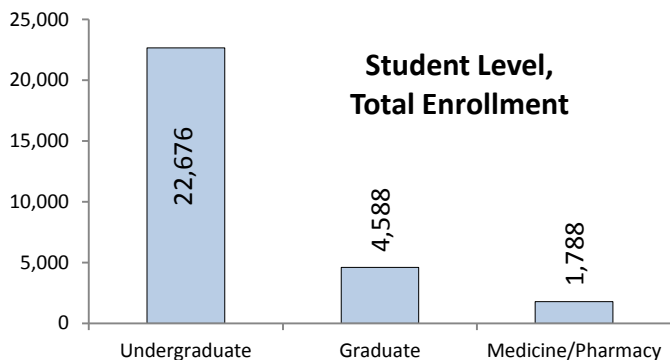


## Student Characteristics (Fall 2012)

[More](#)

### Total Number of Students

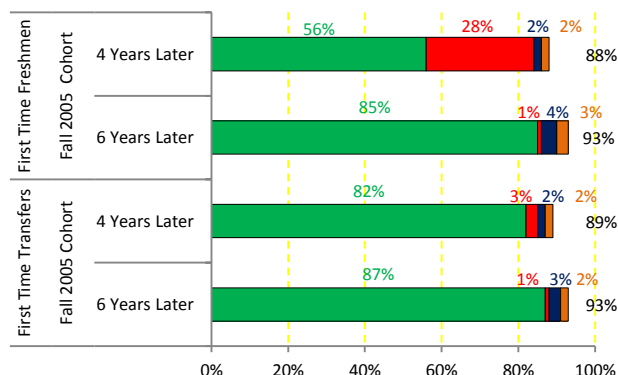
29,052



## Undergraduate Success and Progress Rate

[More](#)

■ Graduated from UCSD
 ■ Still Enrolled at UCSD  
■ Graduated from Another Institution
 ■ Still Enrolled at Another Institution



## Undergraduate Profile (Fall 2012)

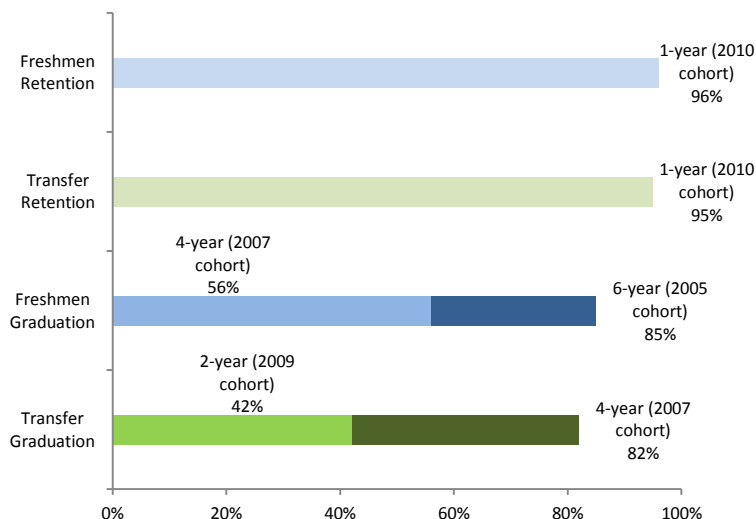
<b>Total</b>	22,676	
<b>Gender</b>		
Female	11,202	49.4%
Male	11,474	50.6%
<b>Ethnicity</b>		
African-American	427	1.9%
Asian	10,072	44.4%
Mexican-American	2,781	12.3%
Filipino	1,095	4.8%
Latino/Other Spanish	793	3.5%
Native-American	103	0.5%
Caucasian	5,378	23.7%
Other/Undeclared	2,027	8.9%
<b>Home Location</b>		
San Diego/Imperial Counties	4,420	19.5%
Los Angeles/Orange Counties	8,801	38.8%
San Francisco/Bay Area	4,510	19.9%
Other Calif. Counties	1,934	8.5%
Out-of-State	957	4.2%
International	2,054	9.1%
<b>Age</b>		
The average age of undergraduates:	21 Years	
Percentage of undergraduates 25 years & over:	5.1%	

## Average time-to-degree

Students who entered UCSD from high school (2005 cohort):  
4.2 years (or 12.7 quarters)

Community college transfer students (2005 cohort):  
2.7 years (or 8.0 quarters)

## Retention and Graduation Rates



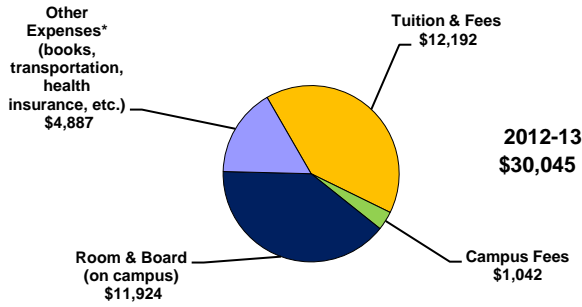
## UC San Diego Voluntary System of Accountability (VSA) College Portrait

UC San Diego has developed this document to provide potential students and their parents with information about our Campus. Modeled on the current efforts of several national organizations, this data is presented in a similar format for ease in comparing institutions. These efforts are a response to the Federal call for universities to be more open and accountable, and also as an alternative data source to the various college rankings so hotly debated in today's media. Students and parents should have more control in making their own decisions about which aspects are important in selecting potential universities to complete their undergraduate education. This document is meant to provide basic information across a range of Campus issues, and be a gateway to the many Campus web sites that deal with these issues in greater detail.

**Cost of Attendance and Financial Aid**

[More](#)

Typical Undergraduate Cost per Year without Financial Aid  
(Full-Time, In-State Students Living On Campus)



\*Includes waivable Student Health Insurance.

For more details on cost of attendance  
[CLICK HERE](#)

Financial Aid Awarded to Undergraduates

**Overall Financial Aid (2011-2012 Academic Year)**

- 66% of UC San Diego undergraduates received financial aid (including student and parent loans); average award was \$21,679.

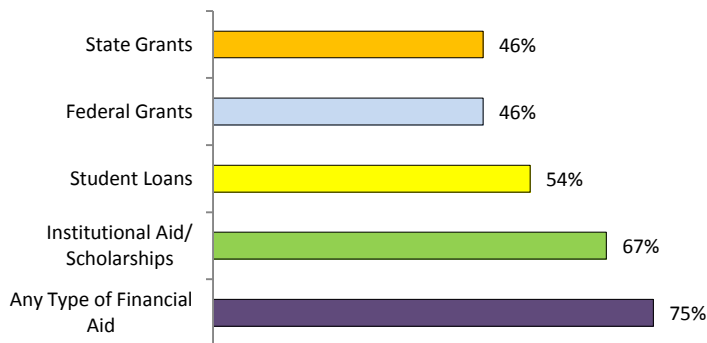
**Need-Based Grants and Scholarships (Fall 2011)**

- 65% of UC San Diego undergraduates were awarded any need-based scholarship or grant aid\*. Average award was \$16,475.
- 46% of UC San Diego undergraduates received Pell Grants in 2011-12.

**Loans (2010-2011 Graduating Class)**

- 52% of UC San Diego undergraduates who started as first-time students received loans.
- Average cumulative indebtedness at time of graduation for those who have borrowed and started as first-time students: \$19,936 (Figures exclude parent loans.)

Percent of Fall 2011 Freshmen Receiving Each Type of Financial Aid

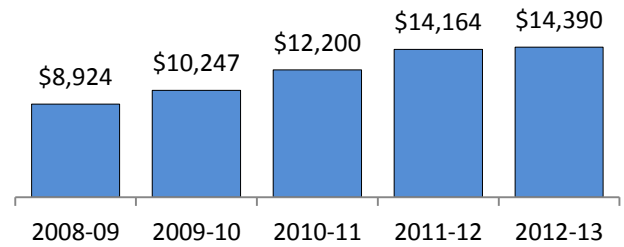


Note: Students may receive aid from more than one source.

[CLICK HERE](#) to get  
an estimate of your UCSD financial aid

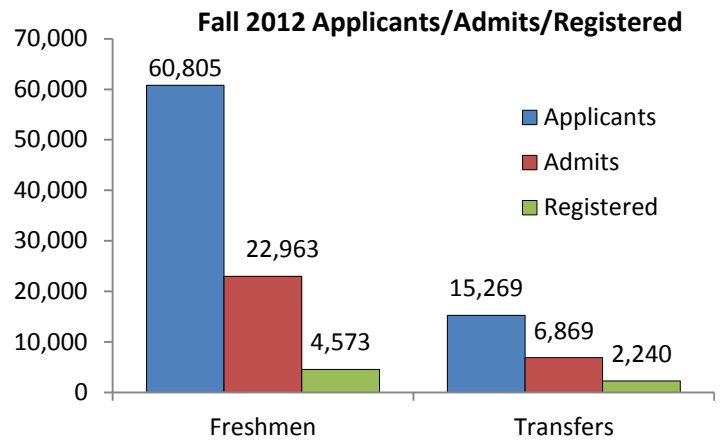
Fee Trends

Annual In-State Undergraduate Tuition and Fees (Includes waivable Student Health Insurance of \$1,156)



Undergraduate Admissions

[More](#)



## UC San Diego Principles of Community

[More](#)

To foster the best possible working and learning environment, UCSD strives to maintain a climate of fairness, cooperation, and professionalism. These principles of community are vital to the success of the University and the well being of its constituents. UCSD faculty, staff, and students are expected to practice these basic principles as individuals and in groups.

We value each member of the UCSD community for his or her individual and unique talents, and applaud all efforts to enhance the quality of campus life.

We recognize that each individual's effort is vital to achieving the goals of the university.

We affirm each individual's right to dignity and strive to maintain a climate of justice marked by mutual respect for each other.

We value the cultural diversity of UCSD because it enriches our lives and the university. We celebrate this diversity and support respect for all cultures, by both individuals and the university as a whole.

We are a university that adapts responsibly to cultural differences among the faculty, staff, students, and community.

We acknowledge that our society carries historical and divisive biases based on race, ethnicity, gender, age, disability, sexual orientation, religion, and political beliefs. Therefore, we seek to foster understanding and tolerance among individuals and groups, and we promote awareness through education and constructive strategies for resolving conflict.

We reject acts of discrimination based on race, ethnicity, gender, age, disability, sexual orientation, religion, and political beliefs, and we will confront and appropriately respond to such acts.

We affirm the right to freedom of expression at UCSD. We promote open expression of our individuality and our diversity within the bounds of courtesy, sensitivity, confidentiality and respect.

We are committed to the highest standards of civility and decency toward all.

We are committed to promoting and supporting a community where all people can work and learn together in an atmosphere free of abusive or demeaning treatment.

We are committed to the enforcement of policies that promote the fulfillment of these principles.

We represent diverse races, creeds, cultures, and social affiliations coming together for the good of the University and those communities we serve. By working together as members of the UCSD community, we can enhance the excellence of our institution.

## Areas of Study and Degrees Awarded

[More](#)

UCSD offers a wide variety of nationally recognized majors in a broad array of fields, see

[Departmental Undergraduate Majors.](#)

**For a complete list of Departments & Programs  
CLICK HERE**

### Degrees Conferred, 2011/2012

Bachelors	6,335	75%
Masters	1,106	13%
Candidate in Philosophy	233	3%
Doctor of Philosophy	528	6%
Doctor of Medicine	125	1%
Doctor of Pharmacy	64	1%
<b>Total</b>	<b>8,391</b>	<b>100%</b>

### Undergraduate Degrees by Major Field of Study, 2011/2012

Arts	225	4%
Humanities	292	5%
Engineering	896	14%
Science/Math	409	6%
Biology	1,478	23%
Social Science	3,034	48%
Double/Special	1	0%
<b>Total</b>	<b>6,335</b>	<b>100%</b>

## Graduate Education

[More](#)

With more than 48 graduate departments and programs, on campus, UCSD provides a stimulating research environment with 4,588 students pursuing graduate and first-professional degrees, as well as 1,788 medical/pharmacy students, as of Fall 2012.

## Student Housing

[More](#)

UCSD guarantees housing to all eligible new freshmen.

Approximately 95% of the Fall 2012 entering class of freshmen were housed on campus in residence halls or apartments. 42.5% of all undergraduates live on campus.

## Campus Safety

[More](#)

The UCSD Police Department is a diverse organization dedicated to providing the highest quality police service to students, faculty, staff, and visitors. Our primary mission is protecting lives and property, which has resulted in an exemplary record of law enforcement service.

**Mission Statement and Values:** The UCSD Police Department is dedicated to maintaining a safe community for instruction, research, and public service. This mission is accomplished through the values of Integrity, Respect and Support.

**CLICK HERE  
for Campus Safety Report**

## Study at UCSD

[More](#)

### Classroom Environment (Fall 2011)

Students per Faculty	19 to 1
Undergraduate classes with fewer than 30 students	54%
Undergraduate classes with fewer than 50 students	65%

### Instructional Faculty (Fall 2011)

Total Full-time Instructional Faculty	1,177
% women	31%
% minority	24%
Total Full-time Faculty	982
Total Part-time Faculty	195
% Faculty with PhD or Equivalent	98%

### The University:

- UC San Diego is an academic powerhouse and economic engine, recognized as one of the top 10 public universities by U.S. News & World Report and ranked number one in the nation for public service by the Washington Monthly. Our location is unparalleled, our impact unmistakable. UC San Diego shapes minds, changes lives, launches industries and builds the future...one student, one discovery and one achievement at a time.

### Budget:

- UC San Diego's FY 2012 revenues were \$3.4 billion; 29 percent of this total is revenue from contracts and grants, most of which is from the federal government for research.
- Only 6.6 percent of UC San Diego's total revenues come from the State of California funds for education. Yet that small investment in UC San Diego results in significant impact to the region in terms of the economy, healthcare, skilled workforce, businesses, jobs and so much more.
- Total research funding for the fiscal year ending June 30 is more than \$1,010,000,000, an increase of about \$50 million over the funding for 2011. The funding supports research in medicine, the sciences, the arts, oceanography, engineering and other fields.

### Economic Impact:

- In 2012, the campus conferred 8,182 degrees; 40 percent of our over 141,000 alumni live in San Diego County, contributing income, payroll, property and sales taxes to the region.
- UC San Diego faculty, staff and alumni have started 646 companies, including many of our local biotech and technology firms:
  - Number of active local UC San Diego-related companies: 156
  - Total estimated annual sales of active companies: \$15.3 billion
  - Direct jobs attributable to active companies: 18,400
  - Total economic impact in San Diego County of active UC San Diego-related companies: Over \$20 billion
- Our campus is the #1 largest employer based in San Diego County.

### Specialized Resources:

- [California Institute for Telecommunications and Information Technology \(Calit2\)](#)
- [Center of Interdisciplinary Science for Art, Architecture, and Archaeology \(CISA3\)](#)
- [Center for Research in Computing and the Arts \(CRCA\)](#)
- [Center for U.S.-Mexican Studies](#)
- [Institute of the Americas](#)
- [Institute on Global Conflict and Cooperation](#)
- [Jacobs School of Engineering](#)
- [Rady School of Management](#)
- [San Diego Supercomputer Center](#)
- [School of International Relations and Pacific Studies](#)
- [School of Medicine](#)
- [Scripps Institution of Oceanography](#)
- [Skaggs School of Pharmacy and Pharmaceutical Sciences](#)
- [UC San Diego Extension](#)
- [UC San Diego Health System](#)



## Current Faculty Honors (as of 02/08/2013)

[More](#)

- **Nobel Prize:** Harry Markowitz, economics (1990); Paul Crutzen, chemistry (1995); Mario J. Molina, chemistry (1995); Robert F. Engle, economics (2003); Roger Tsien, chemistry (2008). The 2007 Nobel Peace Prize was awarded to former vice president Al Gore and the Intergovernmental Panel on Climate Change, whose roster of researchers lists nearly two dozen Scripps Institution of Oceanography scientists including Mario Molina, Veerabhadran Ramanathan, Richard Somerville and Lynne Talley.
- **Fields Medal:** Michael Freedman, mathematics (1986); Efim Zelmanov, mathematics (1994).
- **Balzan Prize:** J. Freeman Gilbert, geophysics (1990); Wolfgang Berger, marine sciences (1993).
- **National Medal of Science:** Margaret Burbidge, astrophysics (1983); Walter Munk, geophysics (1983); Michael Freedman, mathematics (1987); Yuan-Chen Fung, bioengineering (2000); Andrew Viterbi, electrical and computer engineering (2008); Craig Venter, Pharmacology (2009); Marye Anne Fox, chemistry (2010); Shu Chien, bioengineering (2011).
- **Pulitzer Prize:** Roger Reynolds, music (1989); Rae Armantrout, poetry (2010).
- **Kyoto Prize:** Walter Munk, geophysics (1999).
- **MacArthur Fellows:** Michael Freedman, mathematics (1984); Edwin Hutchins, cognitive science (1985); Michael Schudson, communication (1990); Patricia Churchland, philosophy (1991); Nancy D. Cartwright, philosophy (1993); Kun-Liang Guan, pharmacology (1998); Guillermo Algaze, anthropology (2003); and Carol Padden, communication (2010).
- **Tony Award:** Judith Dolan, theatre and dance (1997).
- **Academy Award:** Henrik Wann Jensen, computer science and engineering (2004).

- The U.S. News & World Report 2013 Best Colleges guidebook ranks UC San Diego as the 8th best public university in the nation—for more than a decade, the campus has been listed among the nation's top 10 public universities. The university is 38th among the nation's top 281 universities.
- The UC San Diego Jacobs School of Engineering's undergraduate program is ranked 23rd in the category for engineering schools that award doctorates. The Jacobs School garnered a 5th place spot in the Biomedical/Biomedical Engineering category.
- Graduate programs at UC San Diego continue to rank highly as noted in the America's Best Graduate Schools guidebook, 2013 Edition, released by U.S. News Media Group, publishers of U.S. News & World Report.
- The university's School of Medicine is ranked 15th in research-intensive programs among 126 medical schools; its AIDS program in the primary care category is ranked 8th. UC San Diego's Jacobs School of Engineering is ranked 14th out of 198 engineering schools; the biomedical/bioengineering program within the engineering school is ranked 2nd in the nation; computer engineering is 15th; electrical engineering is 17th; and civil engineering is 18th.
- Although not newly ranked this year, UC San Diego's other graduate programs ranked in the top 20 in the 2012 edition of America's Best Graduate Schools include:
  - The Sciences: physics specialties/plasma (5), discrete mathematics and combinations (6), neuroscience/neurobiology (7), biochemistry (10), physics (14), computer science (14), biological sciences (15), earth sciences (17), mathematics (20), chemistry (21)
  - Social Sciences and Humanities: political science (7), behavioral neuroscience (3), cognitive psychology (3), econometrics (6), American politics (6), comparative politics (6), international politics (6), sociology of culture (6), experimental psychology (7), political methodology (8), economics (14), psychology (17)
  - Arts and Sciences: master of fine arts in art and design (15)
- UC San Diego is ranked the 15th best university in world, and its life sciences program is ranked 9th, according to the prestigious 2012 Academic Ranking of World Universities released by the Center for World-Class Universities at Shanghai Jiao Tong. The campus is the 36th best university in the world according to Times Higher Education in its 2012-13 "World Universities Rankings."
- The UC San Diego Health System is recognized as #1 among San Diego's adult hospitals by the 2012-2013 U.S. News & World Report "America's Best Hospitals" issue, and ranked among the best in the nation in four specialty areas (geriatrics, nephrology, pulmonology and urology).
- UC San Diego Medical Center-Hillcrest is one of five facilities in the country—and the only center in San Diego County—to be recognized as one of the first Comprehensive Stroke Centers, the newest level of certification for advanced stroke care awarded by The Joint Commission.
- San Diego Magazine named 122 UC San Diego Health System physicians as "Top Docs" in 2012.
- In 2012, for the third consecutive year, UC San Diego is ranked 1st in the nation by the Washington Monthly's College Guide based on the positive impact the university has had on the country. The campus was named to the 2012 President's Community Service Honor Roll with Distinction, also for the third consecutive year.
- The Teaching, Research, and International Policy (TRIP) project at the College of William and Mary ranked UC San Diego 7th in the Top 10 International Relations Ph.D. Rankings of 2012.
- USA Today included UC San Diego in its 2012 list of "5 Colleges with Great Mobile Apps."
- UC San Diego ranks 11th among all large universities in on the Peace Corps' 2012 list of "Top Colleges and Universities." There are currently 78 UC San Diego alumni currently serving as peace Corps volunteers.
- UC San Diego was ranked by PayScale.com 2012 College Salary Report as the 4th best public university for its return on investment for alumni who are California residents.
- The Preuss School UCSD, a charter middle and high school located on the campus of UC San Diego, is ranked for the second consecutive year the top transformative high school in the nation and best high school in San Diego on the 2012 Newsweek magazine "America's Best High Schools" list. In addition, The Preuss School is identified as the top charter school out of California's 912 charter schools by the USC Center on Educational Governance 2012 report.
- Kiplinger's Personal Finance ranks UC San Diego the best value public university in California in its 2012 top 100 list. The university has again been ranked among the nation's top best value public colleges for 2012 by The Princeton Review.
- The 2012 National Collegiate Scouting Association's Power Rankings once again ranks UC San Diego 1st among Division II colleges and 9th place overall, based on student-athlete graduation rates, academic strength and athletic prowess.
- The Rady School of Management at UC San Diego earned accreditation in 2011 from the prestigious AACSB International - Association to Advance Collegiate Schools of Business – one of the youngest in the nation to achieve this AACSB recognition.
- UC San Diego was ranked 7th in the nation among doctoral institutions for the number of students who study abroad for a full academic year, according to the Institute of International Education (IIE) Open Doors 2011 report.
- UC San Diego ranks 6th among top U.S. universities in total research and development expenditures for fiscal year 2010 by the National Science Foundation (NSF).
- Mary Beebe won the 2011 Americans for the Arts' Public Art Network Award for her work as director of the Stuart Collection, a unique program of site-specific works by leading artists on the campus of UC San Diego.
- Results of the 2010 National Research Council (NRC) Data-Based Assessment of Research-Doctorate Programs, conducted every ten years, indicate that three doctoral programs offered at UC San Diego—Biological Sciences, Bioengineering and Scripps Institution of Oceanography—are ranked first in the country, two more are among the top four in their disciplines, and 60 percent of UC San Diego's programs that were rated are among the top 20 programs in their fields nationwide. UC San Diego's Ph.D. programs were ranked highly in every academic division.
- The global Web site Surflife ranks UC San Diego as the #1 campus in the nation for surfing based on our proximity to the world-renowned Black's Beach, nationally ranked surf team, lively student life, affordable educational costs and extensive offering of surf classes.

Student Experiences and Perceptions

[More](#)

Students who are actively involved in their own learning and development are more likely to be successful in college. Colleges and universities offer students a wide variety of opportunities both inside and outside the classroom to become engaged with new ideas, people, and experiences. Institutions measure the effectiveness of these opportunities in a variety of ways to better understand what types of activities and programs students find the most helpful. UC San Diego conducts various surveys of incoming freshmen, current students and alumni. The summary of responses to core questions from a couple of these surveys will be provided below.

2009/2010 Postbaccalaureate Survey (Administered to cohorts of graduates from 1, 3 and 4 years ago)

Highest degree objective	%
Bachelor's degree	12.7%
Master's degree	35.2%
Professional doctorate	23.8%
Academic doctorate	12.7%
Undecided	15.7%
Total	100.0%

Would you recommend UCSD to someone considering attending	%
Definitely yes	58.4%
Probably yes	31.3%

Current Occupation/Field of Employment (Top 10)	%
Engineer	10.4%
Teacher (Elementary/Secondary)	5.2%
College Administrator/Staff	3.6%
Computer/Software Engineer	3.6%
Research Analyst	3.5%
Scientific Researcher	3.4%
Business Sales/Buyer	2.9%
Educational Administrator	2.7%
Accountant/Actuary	2.6%
Business (Clerical)	2.3%
Lawyer/Judge	2.3%

Employment/Enrollment status:	<a href="#">More</a>	%
Grad program full-time		29.7%
Grad program part-time		3.9%
Employed full-time		51.6%
Employed part-time		10.3%
Unemployed, seeking work		8.2%
Self-employed		3.8%
Unemployed, not seeking work		1.6%
Other		5.1%

General Attitude Toward UCSD	%
Very Positive	38.7%
Positive	46.5%

Have participated in a study abroad program: 21.7%


Primary field of graduate study (Top 10)	%
Medical,	11.1%
Business	7.6%
Psychology	5.3%
Biology	4.9%
Other	3.9%
Political	3.8%
Other	3.4%
Electrical or	3.2%
Elementary	3.2%
Computer	3.0%

Have participated in an internship: 17.0%

Students indicating "very satisfied" or "satisfied" with the following aspects of campus life:	%
Course content in your major	79.6%
Faculty instruction overall	76.3%
Overall academic experience at UCSD	85.6%
Overall social experience at UCSD	60.2%
Overall cultural experience at UCSD	59.0%
Atmosphere of ethnic understanding on campus	58.5%
Variety of courses offered at UCSD	84.8%

UCSD Preparation to current activities "Very well prepared" to "adequately prepared"	%
Writing skills	90.9%
Quantitative reasons skills	92.1%
Knowledge of science and technology	88.5%

[CLICK HERE for additional information](#)



# UC San Diego College Portrait

2012 Graduating Senior Survey (CSS) (2006-2008 CIRP Freshman Survey Respondents)

	%
If you could make your college choice over, would you still choose to enroll at your current college?	
Definitely yes or Probably I would	78.5%
Since entering college have you:	
Participated in an internship program	47.4%
Students indicating they were "very satisfied" or "satisfied" with the following aspects of campus life:	
Courses in your major field	84.4%
Overall quality of instruction	78.2%
Overall college experience	76.5%
Overall sense of community among students	41.6%
Respect for the expression of diverse beliefs	57.8%
Compared with the average person of his/her age, student rated self "above average" or "highest 10%" in:	
Academic ability	78.0%
Mathematical ability	51.2%
Writing ability	59.9%

	%
Plan to pursue graduate education after UCSD	86.6%
Since entering college, students "frequently" or "occasionally":	
Worked on independent study projects	72.9%
Students indicating they were "very satisfied" or "satisfied" with their current (or most recent) college in:	
Library facilities	72.3%
Laboratory facilities and equipment	67.0%
Student housing (e.g., res. Halls)	56.4%
Availability of campus social activities	47.6%
Students reporting "stronger" or "much stronger" abilities and skills compared to when they first started college in:	
General knowledge	96.2%

## Learning Outcomes

[More](#)

2012 Graduating Senior Survey (CSS) (2006-2008 CIRP Freshman Survey Respondents)

Rated self "highest 10%" or "above average" compared to average person his/her age in:

	<u>Freshmen</u>	<u>Graduating</u>	
	<u>(CIRP)</u>	<u>Seniors</u>	<u>Difference</u>
		<u>(CSS)</u>	
Computer Skills	42.5%	48.4%	5.9%
Leadership ability	55.9%	63.3%	7.4%
Self confidence (intellectual)	62.7%	64.5%	1.8%
Self confidence (social)	45.8%	45.4%	-0.4%
Self understanding	57.3%	66.0%	8.7%
Public speaking ability	38.2%	47.0%	8.8%
Understanding of others	69.2%	73.2%	4.0%

Rated self "highest 10%" or "above average" compared to average person his/her age in:

	<u>Freshmen</u>	<u>Graduating</u>	
	<u>(CIRP)</u>	<u>Seniors</u>	<u>Difference</u>
		<u>(CSS)</u>	
Physical health	46.2%	46.1%	-0.1%
Artistic ability	33.0%	34.5%	1.5%
Cooperativeness	75.8%	77.8%	2.0%
Creativity	52.2%	52.6%	0.4%
Writing ability	51.7%	60.3%	8.6%
Mathematical ability	59.7%	49.8%	-9.9%
Tolerance of others w/ different beliefs	85.2%	83.1%	-2.1%
Ability to see the world from someone else's perspective	73.7%	81.0%	7.3%

## 2012 UCUES

Satisfaction: overall academic experience		
Very to somewhat satisfied	79.0%	
Variety of courses in major		
Very to somewhat satisfied	76.0%	

