



FLORIDA™
FOOTBALL



2012
MEDIA GUIDE

FLORIDA FOOTBALL 106 YEARS

3

NATIONAL TITLES

8

SEC CHAMPIONSHIPS

39

BOWL APPEARANCES

66

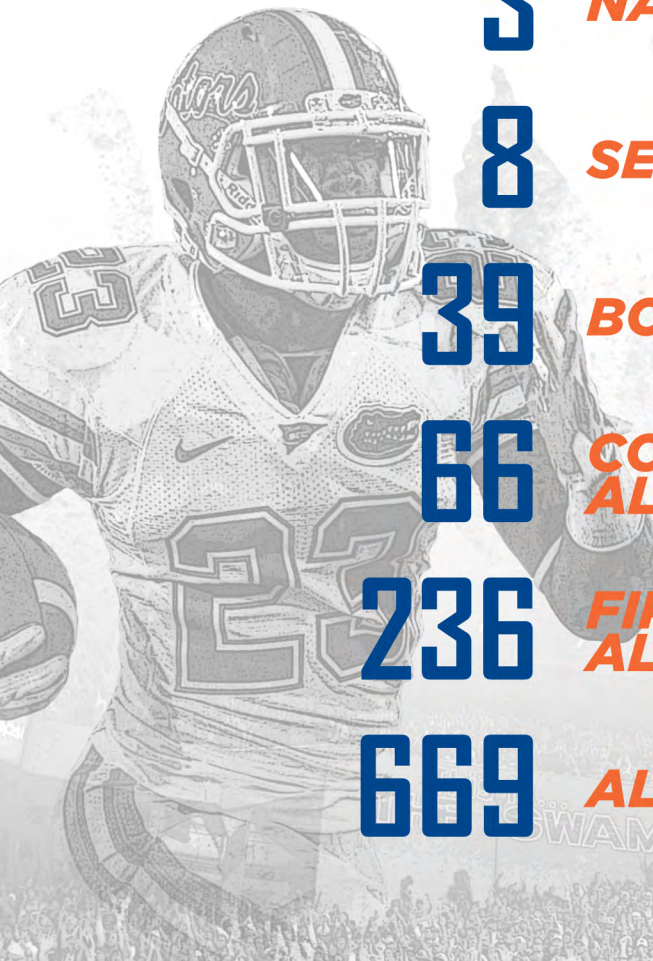
**CONSENSUS FIRST-TEAM
ALL-AMERICANS**

236

**FIRST-TEAM
ALL-SEC PLAYERS**

669

ALL-TIME WINS



SWAMP

TABLE OF CONTENTS

Roster

2-3 Roster

Coaching Staff

4-7 Head Coach Will Muschamp
 10 Tim Davis (OL)
 11 D.J. Durkin (LB/Special Teams)
 12 Aubrey Hill (WR/Recruiting Coord.)
 13 Derek Lewis (TE)
 14 Brent Pease (Offensive Coord./QB)
 15 Dan Quinn (Defensive Coord./DL)
 16 Travaris Robinson (DB)
 17 Brian White (RB)
 18 Bryant Young (DL)
 19 Jeff Dillman (Director of Strength & Cond.)
 19 Support Staff

2012 Florida Gators

20-45 Returning Player Bios
 46-48 2012 Signing Class

2011 Season Review

49-58 Season Stats
 59-65 Game-by-Game Review

Championship History

66-68 National Championships
 69-73 SEC Championships
 74 Ring of Honor
 75 Heisman Trophy Winners

Honors

76-86 All-American Tradition
 87-90 All-SEC Tradition
 91-93 National Honors
 94 Team Honors

Gators in the NFL

95-96 All-Time NFL Gators
 97 Gators in the Super Bowl, Pro Bowl
 98 First-Round NFL Draft Picks
 99-106 NFL Draft History

QUICK FACTS

| | |
|--------------------------------|--|
| Location | Gainesville, Fla. |
| Enrollment | 49,785 |
| Founded | 1853 |
| Conference | Southeastern Conference |
| Colors | Orange (PMS 172) & Blue (PMS 287) |
| Nickname | Gators |
| President | Dr. J. Bernard Machen |
| Athletics Director | Jeremy N. Foley |
| Stadium (Capacity) | Ben Hill Griffin Stadium (88,548) |
| First Year of Football | 1906 |
| Overall Football Record | 669-385-40 (105 years) |
| National Championships | 3 ('96, '06, '08) |
| SEC Championships | 8 ('91, '93, '94, '95, '96, '00, '06, '08) |
| Bowl Games | 39 (20-19 record) |
| Head Coach | Will Muschamp, 2nd year |
| Career Record | 7-6 |
| 2011 Record | 7-6 |
| 2011 SEC Record | 3-5 (3rd in SEC East) |

All-Time Results

107-114 Year-by-Year Scores
 115-116 Year-by-Year Records
 117 All-Time vs. Opponents
 118-120 Series History vs. SEC, FSU, Miami
 121-122 Ben Hill Griffin Stadium at Florida Field
 123-127 Miscellaneous History
 128-138 Bowl Game History

Record Book

139-140 Year-by-Year Stats
 141-144 Yearly Leaders
 145 Bowl Records
 146-148 Rushing
 149-150 Passing
 151-153 Receiving
 154 Total Offense
 155 Kicking
 156 Returns, Scoring
 157 Punting
 158 Defense
 160 National and SEC Record Holders
 161-164 Game Superlatives
 165 UF Stat Champions
 166 Team Records
 167 Season Bests
 168-170 Miscellaneous Charts
 171-75 Assistant Coach History

Letterwinners

176-183 All-Time Letterwinners

Florida Athletics

184 Dr. J. Bernard Machen, UF President
 185 Jeremy Foley, Athletics Director
 186 Overall Athletic Success
 187 The Gator Nation
 188 Community Involvement
 189 Two-Sport Athletes/Walk-Ons
 190 Compliance Information, Gator Sports Network
 191-192 Media Information
 193 2012 Opponents
 194-195 SEC Football Schedule
 196 Index

COMMUNICATIONS STAFF

| | |
|----------------------|---|
| Dan Apple | Assistant Director (Football) |
| Amanda Brooks | Assistant Director |
| Kathy Cafazzo | Associate Director |
| Norm Carlson | Assistant A.D./Historian |
| Scott Carter | Senior Writer |
| Fred Demarest | Assistant A.D., New Media & Strategic Comm. |
| Chris Harry | Contributing Writer |
| John Hines | Associate Director (Football) |
| Mary Howard | Associate A.D., Comm. |
| Megan Krampfer | Intern |
| Steve McClain | Associate A.D., Comm. (Football) |
| Denver Parler | Assistant Director |
| Anthony Prisco | Intern |
| Kelly Reynolds | Assistant Director |
| John Thomas | Intern |
| Jennifer Wagner | Coordinator |
| Kristin Watkins | Intern |
| Dawn Zinsmaster | Executive Assistant |

2012 SCHEDULE

September

1 Bowling Green Gainesville, Fla.
 8 at Texas A&M* College Station, Texas
 15 at Tennessee* Knoxville, Tenn.
 22 Kentucky* Gainesville, Fla.
 29 Bye

October

6 LSU* Gainesville, Fla.
 13 at Vanderbilt* Nashville, Tenn.
 20 South Carolina* Gainesville, Fla.
 27 vs. Georgia* Jacksonville, Fla.

November

3 Missouri* Gainesville, Fla.
 10 UL-Lafayette (Homecoming) Gainesville, Fla.
 17 Jacksonville State Gainesville, Fla.
 24 at Florida State Tallahassee, Fla.

December

1 SEC Championship Atlanta, Ga.

*Southeastern Conference Game

CREDITS

The official 2012 University of Florida Football Media Guide has been published by the University Athletic Association, Inc. The guide has been produced by the UAA Communications Office. It is not for public sale or recruiting and is intended for media use only.

| | |
|-------------------------------|---|
| Managing Director | Dan Apple |
| Assistant Editors | Norm Carlson, Marla Glasser, Matt Haas, John Hines, Steve McClain, Jenn Mereby, Sam Newton, Jennifer Wagner, Dawn Zinsmaster |
| Typesetting and Design | Dan Apple |
| Printing | StorterChilds Printing Co., Inc. (Gainesville, FL) |
| Photography | Troy Bell, Jim Burgess, Tim Casey, Glenn Danforth, Tim Darby, Jeff Gage, Ron Irby, J. Meric, Jay Metz, Stephen Morton, Jason Parkhurst, Bob Rosato, Dede Smith, UF News Bureau (Kristen Bartlett Grace, Ray Carson), NFL Public Relations Departments, NFL Office, Getty Images |



NIKE is the authentic apparel and footwear of the University of Florida Football Program

GATORZONE.COM



@GatorZoneFB
 @CoachWMuschamp
 @GatorZoneNews



facebook.com/FloridaGators

NUMERICAL ROSTER

| # | Name | Pos. |
|----|---------------------|------|
| 1 | Jonathan Bostic | LB |
| 1 | Quinton Dunbar | WR |
| 2 | Dominique Easley | DL |
| 3 | Jelani Jenkins | LB |
| 4 | Andre Debose | WR |
| 4 | Kyle Christy | P |
| 4 | Damien Jacobs | DL |
| 5 | Marcus Roberson | DB |
| 6 | Jeff Driskel | QB |
| 6 | Dante Fowler, Jr. | LB |
| 7 | Ronald Powell | BUCK |
| 8 | Jeremy Brown | DB |
| 8 | Trey Burton | RB |
| 9 | Josh Evans | DB |
| 10 | Tyler Murphy | QB |
| 10 | Valdez Showers | DB |
| 11 | Neiron Ball | LB |
| 11 | Jordan Reed | TE |
| 12 | Jacoby Brissett | QB |
| 12 | Antonio Morrison | LB |
| 13 | Latroy Pittman | WR |
| 13 | Christian Provancha | QB |
| 14 | Jaylen Watkins | DB |
| 15 | Ryan Parrish | QB |
| 15 | Loucheiz Purifoy | DB |
| 16 | Austin Hardin | K |
| 16 | Scott Peek | RB |
| 17 | Skyler Morninweg | QB |
| 18 | Kent Taylor | TE |
| 19 | Ryan McGriff | QB |
| 19 | Caleb Sturgis | K |
| 20 | Omarus Hines | TE |
| 20 | Marcus Maye | DB |
| 21 | Jabari Gorman | DB |
| 22 | Matt Elam | DB |
| 22 | Hugh Miles | RB |
| 23 | Mike Gillislee | RB |
| 24 | Matt Jones | RB |
| 24 | Brian Poole | DB |
| 25 | Gideon Ajagbe | LB |
| 26 | De'Ante Saunders | DB |
| 27 | Willie Bailey | DB |
| 27 | Ben Peacock | DB |
| 28 | Jeremi Powell | LB |
| 29 | Rhaheim Ledbetter | DB |
| 30 | Tim Clark | DB |
| 30 | Michael McNeely | WR |
| 31 | Cody Riggs | DB |
| 32 | Chris Johnson | RB |
| 33 | Mack Brown | RB |
| 34 | Lerentee McCray | LB |
| 35 | Jesse Schmitt | RB |
| 39 | Todd Fennell | P |
| 41 | Hunter Joyer | RB |
| 43 | Kyle Crofoot | LS |
| 44 | Leon Orr | DL |
| 46 | Drew Ferris | LS |
| 47 | John Crofoot | K |
| 49 | Darrin Kitchens | LB |
| 50 | Sam Robey | OL |
| 51 | Michael Taylor | LB |
| 54 | David Campbell | LB |
| 57 | Dakota Wilson | LB |

| # | Name | Pos. | Ht. | Wt. | Cl. | Exp. | Hometown/High School/Previous School |
|----|-----------------------|------|------|-----|-----|------|--|
| 25 | Ajagbe, Gideon | LB | 6-3 | 222 | RSO | 1L | Coconut Grove/Ransom Everglades |
| 58 | Alajajian, Nick | DL | 6-4 | 285 | SR | 2L | Naples/Naples |
| 89 | Alli, Stephen | WR | 6-6 | 217 | RJR | 2L | Andover, N.H./Proctor Academy |
| 86 | Andrades, Raphael | WR | 6-0 | 190 | FR | HS | Tallahassee/Lincoln |
| 27 | Bailey, Willie | DB | 6-1 | 170 | FR | HS | Hallandale/Hallandale |
| 11 | Ball, Neiron | LB | 6-2 | 222 | RSO | 1L | Jackson, Ga./Jackson |
| 1 | Bostic, Jonathan | LB | 6-1 | 243 | SR | 3L | Wellington/Palm Beach Central |
| 12 | Brissett, Jacoby | QB | 6-3 | 229 | SO | 1L | West Palm Beach/William T. Dwyer |
| 8 | Brown, Jeremy | DB | 5-10 | 181 | RJR | 1L | Orlando/Boone |
| 33 | Brown, Mack | RB | 5-11 | 210 | RSO | 1L | Lithonia, Ga./King |
| 90 | Bullard, Jonathan | DL | 6-3 | 263 | FR | HS | Shelby, N.C./Crest Senior |
| 88 | Burton, Clay | TE | 6-4 | 242 | SO | SQ | Venice/Venice Senior |
| 8 | Burton, Trey | RB | 6-3 | 227 | JR | 2L | Venice/Venice Senior |
| 54 | Campbell, David | LB | 5-11 | 205 | RJR | HS | Live Oak/Suwannee/UCF/Santa Fe |
| 4 | Christy, Kyle | P | 6-3 | 200 | SO | 1L | Brownsburg, Ind./Brownsburg |
| 30 | Clark, Tim | DB | 5-10 | 201 | RJR | SQ | Wellborn/Branford |
| 94 | Cox, Jr., Bryan | DL | 6-3 | 247 | FR | HS | Fort Lauderdale/St. Thomas Aquinas |
| 47 | Crofoot, John | K | 5-11 | 150 | RJR | 2L | Windermere/The First Academy |
| 43 | Crofoot, Kyle | LS | 6-3 | 214 | RFR | SQ | Windermere/The First Academy |
| 4 | Debose, Andre | WR | 5-11 | 186 | RJR | 2L | Sanford/Seminole |
| 6 | Driskel, Jeff | QB | 6-4 | 232 | SO | 1L | Oviedo/Hagerty |
| 1 | Dunbar, Quinton | WR | 6-1 | 183 | RSO | 1L | Miami/Booker T. Washington |
| 74 | Dunker, Jessamen | OL | 6-4 | 313 | FR | HS | Boynton Beach/Boynton Beach |
| 2 | Easley, Dominique | DL | 6-2 | 286 | JR | 2L | Staten Island, N.Y./Curtis |
| 22 | Elam, Matt | DB | 5-10 | 210 | JR | 2L | Palm Beach Gardens/William T. Dwyer |
| 9 | Evans, Josh | DB | 6-1 | 201 | SR | 3L | Irvington, N.J./Irvington |
| 39 | Fennell, Todd | P | 6-1 | 176 | RFR | SQ | Vero Beach/Vero Beach |
| 46 | Ferris, Drew | LS | 6-1 | 214 | RSO | 1L | Carlsbad, Calif./San Diego Jewish Academy |
| 73 | Floyd, Sharrif | DL | 6-3 | 305 | JR | 2L | Philadelphia, Pa./George Washington |
| 6 | Fowler, Jr., Dante | LB | 6-3 | 261 | FR | HS | St. Petersburg/Lakewood Senior |
| 76 | Garcia, Max | OL | 6-4 | 290 | JR | TR | Norcross, Ga./Norcross/Maryland |
| 62 | Gilliam, Cole | OL | 6-4 | 315 | RJR | SQ | Valrico/Durant |
| 23 | Gillislee, Mike | RB | 5-11 | 201 | SR | 3L | DeLand/DeLand |
| 21 | Gorman, Jabari | DB | 5-9 | 183 | SO | 1L | Miami/Monsignor Pace |
| 75 | Green, Chaz | OL | 6-5 | 300 | RSO | 1L | Tampa/Tampa Catholic |
| 67 | Halapio, Jon | OL | 6-3 | 325 | RJR | 2L | St. Petersburg/St. Petersburg Catholic |
| 85 | Hammond, Jr., Frankie | WR | 6-1 | 185 | RSR | 3L | Hollywood/Hallandale |
| 16 | Hardin, Austin | K | 5-10 | 204 | FR | HS | Atlanta, Ga./Marist |
| 72 | Harrison, Jonotthan | OL | 6-3 | 309 | RJR | 2L | Groveland/South Lake |
| 20 | Hines, Omarus | TE | 6-2 | 223 | RSR | 3L | Corsicana, Texas/Corsicana |
| 90 | Holmes, Evan | DL | 6-2 | 222 | RFR | SQ | St. Petersburg/Lakewood |
| 70 | Humphries, D.J. | OL | 6-6 | 272 | FR | HS | Charlotte, N.C./Mallard Creek |
| 99 | Hunter, Omar | DL | 6-1 | 314 | RSR | 3L | Buford, Ga./Buford |
| 4 | Jacobs, Damien | DL | 6-3 | 310 | JR | JC | Scooba, Miss./H.L. Bourgeois/East Mississippi C.C. |
| 3 | Jenkins, Jelani | LB | 6-0 | 233 | RJR | 2L | Olney, Md./Our Lady Good Counsel |
| 32 | Johnson, Chris | RB | 5-9 | 205 | SO | 1L | Ocala/Trinity Catholic |
| 93 | Johnson, Kedric | DL | 6-4 | 232 | RJR | 2L | Palmetto/Palmetto |
| 24 | Jones, Matt | RB | 6-2 | 213 | FR | HS | Seffner/Armwood |
| 65 | Jordan, Tommy | OL | 6-4 | 288 | RFR | SQ | Ridgefield, Conn./Ridgefield |
| 41 | Joyer, Hunter | RB | 5-10 | 244 | SO | 1L | Wesley Chapel/Wesley Chapel |
| 49 | Kitchens, Darrin | LB | 6-2 | 222 | JR | 2L | Homestead/Homestead |
| 64 | Koehne, Kyle | OL | 6-5 | 304 | RJR | 2L | Indianapolis, Ind./Cathedral |
| 29 | Ledbetter, Rhaheim | DB | 5-11 | 195 | FR | HS | Shelby, N.C./Crest Senior |
| 81 | Leonard, A.C. | TE | 6-4 | 245 | SO | 1L | Jacksonville/University Christian |
| 96 | Mann, Jafar | DL | 6-3 | 293 | FR | HS | Stone Mountain, Ga./Stephenson |
| 20 | Maye, Marcus | DB | 5-11 | 200 | FR | HS | Melbourne/Holy Trinity Episcopal School |
| 95 | McCalister, Alex | LB | 6-6 | 223 | FR | HS | Clemmons, N.C./West Forsyth |
| 34 | McCray, Lerentee | LB | 6-2 | 247 | RSR | 3L | Ocala/Dunnellon |
| 19 | McGriff, Ryan | QB | 6-0 | 201 | RFR | SQ | Gainesville/Gainesville |
| 30 | McNeely, Michael | WR | 5-8 | 176 | SO | 1L | Clearwater/Palm Harbor University |
| 22 | Miles, Hugh | RB | 5-9 | 185 | RFR | HS | Miami/Dade Christian |
| 17 | Morninweg, Skyler | QB | 6-3 | 190 | FR | HS | Philadelphia, Pa./St. Joseph's Prep |
| 12 | Morrison, Antonio | LB | 6-1 | 216 | FR | HS | Bolingbrook, Ill./Bolingbrook |
| 10 | Murphy, Tyler | QB | 6-2 | 204 | RSO | SQ | Wethersfield, Conn./Wethersfield |

| # | Name | Pos. | Ht. | Wt. | Cl. | Exp. | Hometown/High School/Previous School |
|----|----------------------|------|------|-----|-----|------|--------------------------------------|
| 73 | Nixon, Xavier | OL | 6-6 | 309 | SR | 3L | Fayetteville, N.C./Jack Britt |
| 91 | Okine, Earl | DL | 6-7 | 266 | RSR | 2L | Gainesville/Gainesville |
| 44 | Orr, Leon | DT | 6-5 | 305 | RSO | 1L | New Port Richey/ Gulf |
| 15 | Parrish, Ryan | QB | 6-2 | 201 | RSO | SQ | Lakeland/Lakeland Christian |
| 71 | Patchan, Matt | OL | 6-6 | 279 | RJR | 3L | Tampa/Armwood |
| 83 | Patton, Solomon | WR | 5-9 | 169 | JR | 2L | Mobile, Ala./ Murphy |
| 27 | Peacock, Ben | DB | 5-8 | 173 | RFR | SQ | Bradenton/Braden River |
| 16 | Peek, Scott | RB | 6-2 | 232 | RSR | SQ | Tampa/Freedom |
| 97 | Phillips, Brad | K | 5-10 | 190 | JR | 2L | Gainesville/Buchholz |
| 92 | Phillips, Dante | DL | 6-6 | 270 | FR | HS | Venice/Venice Senior |
| 13 | Pittman, Latroy | WR | 6-0 | 201 | FR | HS | Citra/North Marion |
| 24 | Poole, Brian | DB | 5-10 | 202 | FR | HS | Bradenton/Southeast |
| 28 | Powell, Jeremi | LB | 6-1 | 192 | FR | HS | Largo/Pinellas Park |
| 7 | Powell, Ronald | BUCK | 6-4 | 250 | JR | 2L | Moreno Valley, Calif./Rancho Verde |
| 13 | Provancha, Christian | QB | 6-6 | 222 | RSO | SQ | Cocoa/Cocoa Beach |
| 15 | Purifoy, Loucheiz | DB | 6-1 | 186 | SO | 1L | Pensacola/Pine Forest |
| 11 | Reed, Jordan | TE | 6-3 | 239 | RJR | 2L | New London, Conn./New London |
| 31 | Riggs, Cody | DB | 5-9 | 180 | JR | 2L | Ft. Lauderdale/St. Thomas Aquinas |
| 5 | Roberson, Marcus | DB | 6-0 | 180 | SO | 1L | Ft. Lauderdale/St. Thomas Aquinas |
| 50 | Robey, Sam | OL | 6-3 | 297 | RSR | 3L | Louisville, Ky./Trinity |
| 26 | Saunders, De'Ante | DB | 5-8 | 186 | SO | 1L | DeLand/DeLand |
| 35 | Schmitt, Jesse | RB | 5-7 | 166 | RJR | SQ | Palm Beach Gardens/Cardinal Newman |
| 10 | Showers, Valdez | DB | 5-11 | 188 | RFR | SQ | Madison Heights, Mich./Madison |
| 77 | Silberman, Ian | OL | 6-5 | 288 | RSO | 1L | Orange Park/Fleming Island |
| 80 | Story, Ja'Juan | WR | 6-3 | 206 | RFR | SQ | Brooksville/Nature Coast Technical |
| 19 | Sturgis, Caleb | K | 5-11 | 187 | RSR | 4L | St. Augustine/St. Augustine |
| 18 | Taylor, Kent | TE | 6-5 | 225 | FR | HS | Land O'Lakes/Land O'Lakes |
| 51 | Taylor, Michael | LB | 6-0 | 220 | RSO | 1L | Atlanta, Ga./Westlake |
| 84 | Thompson, Colin | TE | 6-4 | 252 | FR | HS | Warminster, Pa./Archbishop Wood |
| 63 | Thurman, Trip | OL | 6-5 | 315 | RFR | SQ | Dover, Del./Dover |
| 95 | Velez, Francisco | K | 5-9 | 173 | RSO | SQ | Ocala/Trinity Catholic |
| 14 | Watkins, Jaylen | DB | 6-0 | 187 | JR | 2L | Cape Coral/Cape Coral |
| 97 | Westbrook, Tevin | TE | 6-5 | 268 | SO | 1L | Coconut Creek/North Broward Prep |
| 98 | Williams, Quinteze | DL | 6-5 | 255 | FR | HS | Tyrone, Ga./Sandy Creek |
| 57 | Wilson, Dakota | LB | 5-11 | 240 | FR | HS | Palm Beach Gardens/William T. Dwyer |
| 66 | Wilson, James | OL | 6-4 | 327 | RSR | 2L | St. Augustine/Nease |

ROSTER BREAKDOWN

By State

| | |
|----------------|----|
| Florida | 66 |
| Georgia | 8 |
| North Carolina | 5 |
| Connecticut | 3 |
| Pennsylvania | 3 |
| California | 2 |
| Indiana | 2 |
| Alabama | 1 |
| Delaware | 1 |
| Illinois | 1 |
| Kentucky | 1 |
| Maryland | 1 |
| Michigan | 1 |
| Mississippi | 1 |
| New Hampshire | 1 |
| New Jersey | 1 |
| New York | 1 |
| Texas | 1 |

2012 COACHING STAFF

| | | |
|-------------------|--|----------|
| Will Muschamp | Head Coach | 2nd year |
| Tim Davis | Offensive Line | 1st year |
| D.J. Durkin | Linebackers, Special Teams Coordinator | 3rd year |
| Aubrey Hill | Wide Receivers, Recruiting Coordinator | 2nd year |
| Derek Lewis | Tight Ends | 2nd year |
| Brent Pease | Offensive Coordinator, Quarterbacks | 1st year |
| Dan Quinn | Defensive Coordinator, Defensive Line | 2nd year |
| Travaris Robinson | Defensive Backs | 2nd year |
| Brian White | Running Backs | 4th year |
| Bryant Young | Defensive Line | 2nd year |

PRONUNCIATION GUIDE

| | | | |
|------------------|-----------------|-------------------|---------------------------|
| Gideon Ajagbe | uh-JOB-ee | Kyle Koehne | KO-nee |
| Nick Alajajian | AL-uh-ZHAY-zhun | Rhaheim Ledbetter | RAH-heem |
| Stephen Alli | AL-ee | Skyler Mornhinweg | MORN-in-wig |
| Raphael Andrades | and-DRAW-dez | Xavier Nixon | ex-AY-vior |
| Jacoby Brissett | bri-SET | Earl Okine | OH-kine |
| Jessamen Dunker | JESS-a-men | Jeremi Powell | Jeremy |
| Dominique Easley | DOM-uh-nick | Loucheiz Purifoy | lou-CHEZ PURE-uh-foye |
| Sharrif Floyd | sha-REEF | Marcus Roberson | ROW-burr-son |
| Mike Gillislee | GILL-is-lee | Quinteze Williams | quin-TEZ |
| Jon Halapio | HAL-uh-PEE-oh | | |
| Kedric Johnson | KED-rick | Brent Pease | Peas (like the vegetable) |

NUMERICAL ROSTER

| # | Name | Pos. |
|----|----------------------|------|
| 58 | Nick Alajajian | DL |
| 62 | Cole Gilliam | OL |
| 63 | Trip Thurman | OL |
| 64 | Kyle Koehne | OL |
| 65 | Tommy Jordan | OL |
| 66 | James Wilson | OL |
| 67 | Jon Halapio | OL |
| 70 | D.J. Humphries | OL |
| 71 | Matt Patchan | OL |
| 72 | Jonotthan Harrison | OL |
| 73 | Sharrif Floyd | DL |
| 73 | Xavier Nixon | OL |
| 74 | Jessamen Dunker | OL |
| 75 | Chaz Green | OL |
| 76 | Max Garcia | OL |
| 77 | Ian Silberman | OL |
| 80 | Ja'Juan Story | WR |
| 81 | A.C. Leonard | TE |
| 83 | Solomon Patton | WR |
| 84 | Colin Thompson | TE |
| 85 | Frankie Hammond, Jr. | WR |
| 86 | Raphael Andrades | WR |
| 88 | Clay Burton | TE |
| 89 | Stephen Alli | WR |
| 90 | Jonathan Bullard | DL |
| 90 | Evan Holmes | DL |
| 91 | Earl Okine | DL |
| 92 | Dante Phillips | DL |
| 93 | Kedric Johnson | DL |
| 94 | Bryan Cox, Jr. | DL |
| 95 | Alex McCalister | LB |
| 95 | Francisco Velez | K |
| 96 | Jafar Mann | DL |
| 97 | Brad Phillips | K |
| 97 | Tevin Westbrook | TE |
| 98 | Quinteze Williams | DL |
| 99 | Omar Hunter | DL |

COACHES

PLAYERS

2011 RECAP

HISTORY

HONORS

GATORS IN THE NFL

ALL-TIME RESULTS

RECORD BOOK

ALL-TIME LETTERWINNERS

FLORIDA ATHLETICS

WILL MUSCHAMP

HEAD COACH



"This is a dream come true to be the head coach of the Florida Gators ... I have great memories watching SEC football with my father on Saturdays and playing football in the backyard with my two brothers right here in Gainesville."

WILL MUSCHAMP

When Athletics Director Jeremy Foley began his search for the University of Florida's next head football coach, he knew exactly what he was looking for in a coach: someone familiar with the Southeastern Conference, a coach who had competed on the big stage, a relentless recruiter who was familiar with the state of Florida and the SEC and someone with energy and passion. From the very beginning, the search honed in on one person and on December 11, 2010, former Gainesville native Will Muschamp was introduced by Foley as the 23rd head coach in Florida football history.

"It was very, very clear early on that this was the guy we wanted to bring to Gainesville to lead our football program and build on the wonderful foundation that's been left here by Urban Meyer," said Foley at Muschamp's introductory press conference.

Muschamp came to UF after being the coach-in-waiting and defensive coordinator at the University of Texas since

November 2008. He brings 16 years of coaching experience with him, including 12 years in the SEC – eight as a coach and four as a player at the University of Georgia. Muschamp has also served as defensive coordinator at Auburn University (2006-07) and LSU (2002-04; he was LSU's linebackers coach in 2001) and was a finalist for the 2007 Broyles Award as the nation's top assistant coach. The son of a football coach, he turned down appointments at West Point and Annapolis to become a four-year letterman as a safety at the University of Georgia from 1991-94, where he was voted defensive co-captain as a senior.

"This is a dream come true to be the head coach of the Florida Gators," said Muschamp, who spent 10 years of his childhood living on N.W. 22nd Street in this city. "I grew up watching the Gators and whatever other SEC team was on television. I have great memories watching SEC football with my father on Saturdays and playing football in the backyard with my two brothers right here

in Gainesville."

Not only does Muschamp, a highly-respected coach among both his peers and his players, bring collegiate and National Football League experience back to Gainesville, he also brings a wealth of big-game experience. He has coached in two national championship games, winning the ultimate prize in 2003 as the defensive coordinator at LSU, and coached in a third BCS bowl game following the 2008 season when Texas won the Fiesta Bowl. In addition to his national championship past, Muschamp has coached in the SEC Championship Game twice and in the Big 12 Championship Game once, coming out on the winning side in each of those three contests.

Muschamp's first season in Gainesville produced the school's 24th consecutive winning season and its 32nd consecutive season of .500 football or better, the longest streaks in the nation. With the victory over Ohio State in the TaxSlayer.com Gator Bowl, UF established a school record with its fourth straight bowl win. Muschamp's first squad will go down as one of the youngest in school history; 15 true freshmen and 52 underclassmen saw action – the second-most in school history.

UF finished the year with 72 scholarship players, including four walk-ons who were awarded scholarships in August prior to the start of the season. The Gators opened 2011 fall camp with just nine scholarship seniors.

Despite returning 37 combined starts on the defensive side of the ball, the fewest in the SEC, Muschamp's defense ranked second in the nation in third-down conver-

sion defense (.273) – the best national ranking in school history. Florida also allowed just 166.8 yards per game passing to rank seventh nationally and permitted just 299.5 total yards per game to rank eighth nationally.

In his five seasons as a SEC defensive coordinator, Muschamp's defenses ranked among the nation's top 10 in total defense every single year, while always maintaining a top-15 rating in scoring defense, including three times inside the top 10.

In four of his eight seasons overall as a Division I defensive coordinator, the high-energy coach's team has allowed less than 100 rushing yards per game and has twice led the nation in rushing defense while yielding less than 75 rushing yards per game. His 2003 LSU defense led the country by allowing 67 yards per game on the ground, the best mark by an SEC team in the 2000s, while Texas gave up just 73.1 yards on the ground in 2009 to pace the nation.

From 2008-10 under Muschamp's guidance, the Texas defense ranked No. 1 in the nation with 119 sacks for 949 yards lost. His unit also ranked in the top 10 nationally during the same time frame in several other major categories, allowing 2.9 yards per rushing attempt (third), 96.7 rushing yards per game (fourth), 297.4 yards per game (seventh), all of which are Big 12 bests during that span. He also helped the Longhorns' defense to top-20 rankings during his tenure at Texas, with 650 first downs allowed (18th) and a 114.3 pass efficiency defense (20th).

COLLEGE DEFENSES COACHED BY WILL MUSCHAMP (2002-11)

| Total Def. | Team | Games | Total Yards | Yds/Game |
|------------|-------------------------------|------------|---------------|--------------|
| 1 | Alabama | 130 | 35,615 | 274.0 |
| 2 | LSU | 132 | 37,152 | 281.5 |
| 3 | Muschamp-coached teams | 117 | 33,503 | 286.4 |

| Pass Def. | Team | Games | Opp. Passing Yds | Yds/Game |
|-----------|-------------------------------|------------|------------------|--------------|
| 1 | Miami (Fla.) | 126 | 21,492 | 170.6 |
| 2 | Alabama | 130 | 22,392 | 172.2 |
| 3 | LSU | 132 | 23,125 | 175.2 |
| 4 | Muschamp-coached teams | 117 | 20,893 | 178.6 |

| Rush Def. | Team | Games | Opp. Rush Yds | Yds/Game |
|-----------|-------------------------------|------------|---------------|--------------|
| 1 | TCU | 126 | 11,329 | 89.9 |
| 2 | Ohio State | 129 | 12,405 | 96.2 |
| 3 | USC | 129 | 12,849 | 99.6 |
| 4 | Alabama | 130 | 13,223 | 101.7 |
| 5 | LSU | 132 | 14,027 | 106.3 |
| 6 | Texas | 129 | 13,874 | 107.6 |
| 7 | Muschamp-coached teams | 117 | 12,610 | 107.8 |

| 3rd-Down Def. | Team | Games | Opp. 3rd-Down Conv | Pct |
|---------------|-------------------------------|------------|---------------------|-------------|
| 1 | TCU | 126 | 587 of 1,880 | 31.2 |
| 2 | Muschamp-coached teams | 117 | 526 of 1,665 | 31.6 |

| Scoring Def. | Team | Games | Opp. Pts Allowed | Pts/Game |
|--------------|-------------------------------|------------|------------------|-------------|
| 1 | Ohio State | 129 | 1,949 | 15.1 |
| 2 | Alabama | 130 | 2,032 | 15.6 |
| 3 | LSU | 132 | 2,145 | 16.3 |
| 4 | Virginia Tech | 135 | 2,237 | 16.6 |
| 5 | Penn State | 126 | 2,141 | 17.0 |
| 6 | Muschamp-coached teams | 117 | 2,024 | 17.3 |



"From day one, you just want to play for a coach like that. He's a player's coach. He wants to put a helmet on and play."

BRIAN ORAKPO

Washington Redskins LB and former All-American at Texas

In 2009, the Texas Longhorns advanced to the BCS National Championship Game as Muschamp's defense gave up just 73.1 rushing yards per game, the best figure by any BCS school from 2008-10. The Longhorns also led the nation in 2009 in third-down defense (26.5 percent), turnovers created (37, tied with Ohio University) and interceptions (25) as Texas claimed the Big 12 championship in 2009.

Under Muschamp's tutelage at Texas, Brian Orakpo claimed the 2008 Rotary Lombardi Award (lineman of the year), Bronko Nagurski Trophy (most outstanding defensive player) and Ted Hendricks Award (top defensive end), while the Longhorns' defense saw Sergio Kindle become the first player in college football history to be named a finalist for both the Butkus Award (nation's top linebacker) and the Hendricks Award. Earl Thomas also earned finalist honors for the Jim Thorpe Award in 2009.

In the 2009 and 2010 NFL Drafts, Muschamp had a combined eight players drafted, including seven in the first four rounds and two first-rounders in Orakpo and Thomas.

In a two-year stint as the defensive coordinator at Auburn from 2006-07, Muschamp's defense ranked third in the nation in scoring defense (15.4 points per game) and fourth in the nation in pass defense (170.7 pass yards per game). During the same time frame, Auburn ranked third in the SEC in total defense by holding opponents to 295.1 yards per game.

"It's very rare that where you come from and where you're going are the exact same place; that boyhood dreams and coaching schemes are one and the same. His old Gainesville friends say Will Muschamp was destined to coach the Gators."

MIKE BIANCHI

Orlando Sentinel

Muschamp's first full-time coaching experience in the SEC came at LSU as the linebackers coach for the 2001 season before being elevated to defensive coordinator from 2002-04. His 2003 defense helped the Tigers to the national championship by leading the nation both in scoring defense (11.0 points per game) and total defense (252.0 yards per game), while finishing second nationally in pass efficiency defense (89.8) and third in rushing defense (67.0 yards per game). The Tigers allowed just 19 touchdowns all season in 2003, three less than the next-closest competitor nationally.

Between his positions at LSU and Auburn, Muschamp spent a season with the NFL's Miami Dolphins in 2005 as Assistant Head Coach for Defense. He helped the Dolphins finish second in the league with 49 sacks, while leading Miami to top-10 finishes with 4.7 yards per play (seventh), 3.7 yards per rush (seventh) and 6.0 yards per pass (ninth).

The 1994 University of Georgia graduate moved immediately into coaching following his collegiate playing career, working as a graduate assistant at Auburn from 1995-96, earning his master's degree in 1996. He became a secondary coach at West Georgia (1998) and Eastern Kentucky (1999) before moving on to his first defensive coordinator position at Valdosta State for the 2000 season, where he helped the Blazers to a 10-2 record and the Gulf South Conference Championship with an 8-1 league mark.

In his playing career at Georgia, Muschamp earned his way from walk-on to scholarship player by the spring of his redshirt freshman season and eventually was named co-captain for his senior season. He also earned a spot on the SEC Academic Honor Roll in 1993.



NFL PLAYERS DRAFTED

| | |
|-------------------------------|---|
| Jaye Howard, Florida, DT | 4th Round of 2012 NFL Draft (Seattle) |
| Keenan Robinson, Texas, LB | 4th Round of 2012 NFL Draft (Washington) |
| Emmanuel Acho, Texas, LB | 6th Round of 2012 NFL Draft (Cleveland) |
| Kheeston Randall, Texas, DT | 7th Round of 2012 NFL Draft (Miami) |
| Aaron Williams, Texas, DB | 2nd Round of 2011 NFL Draft (Buffalo) |
| Curtis Brown, Texas, DB | 3rd Round of 2011 NFL Draft (Pittsburgh) |
| Chykie Brown, Texas, DB | 5th Round of 2011 NFL Draft (Baltimore) |
| Earl Thomas, Texas, DB | 1st Round of 2010 NFL Draft (Seattle) |
| Sergio Kindle, Texas, LB | 2nd Round of 2010 NFL Draft (Baltimore) |
| Lamarr Houston, Texas, DE | 2nd Round of 2010 NFL Draft (Oakland) |
| Roddrick Muckelroy, Texas, LB | 4th Round of 2010 NFL Draft (Cincinnati) |
| Walter McFadden, Auburn, DB | 5th Round of 2010 NFL Draft (Oakland) |
| Brian Orakpo, Texas, DE | 1st Round of 2009 NFL Draft (Washington) |
| Sen'Derrick Marks, Auburn, DT | 2nd Round of 2009 NFL Draft (Tennessee) |
| Jeraud Powers, Auburn, DB | 3rd Round of 2009 NFL Draft (Indianapolis) |
| Roy Miller, Texas, DT | 3rd Round of 2009 NFL Draft (Tampa Bay) |
| Henry Melton, Texas, DE | 4th Round of 2009 NFL Draft (Chicago) |
| Glenn Dorsey, LSU, DT | 1st Round of 2008 NFL Draft (Kansas City) |
| Quinten Groves, Auburn, DE | 2nd Round of 2008 NFL Draft (Jacksonville) |
| Pat Lee, Auburn, CB | 2nd Round of 2008 NFL Draft (Green Bay) |
| Chevis Jackson, LSU, CB | 3rd Round of 2008 NFL Draft (Atlanta) |
| Kevin Steltz, LSU, S | 4th Round of 2008 NFL Draft (Chicago) |
| Pat Sims, Auburn, DT | 3rd Round of 2008 NFL Draft (Cincinnati) |
| Jonathan Wihite, Auburn, CB | 4th Round of 2008 NFL Draft (New England) |
| LaRon Landry, LSU, FS | 1st Round of 2007 NFL Draft (Washington) |
| Will Herring, Auburn, LB | 5th Round of 2007 NFL Draft (Seattle) |
| David Irons, Auburn, CB | 6th Round of 2007 NFL Draft (Atlanta) |
| Claude Wroten, LSU, DT | 3rd Round of 2006 NFL Draft (St. Louis) |
| Kyle Williams, LSU, DT | 5th Round of 2006 NFL Draft (Buffalo) |
| Melvin Oliver, LSU, DE | 6th Round of 2006 NFL Draft (San Francisco) |
| Marcus Spears, LSU, DE | 1st Round of 2005 NFL Draft (Dallas) |
| Corey Webster, LSU, CB | 2nd Round of 2005 NFL Draft (New York Giants) |
| Travis Daniels, LSU, CB | 4th Round of 2005 NFL Draft (Miami) |
| Marquise Hill, LSU, DE | 2nd Round of 2004 NFL Draft (New England) |
| Chad Lavalais, LSU, DT | 5th Round of 2004 NFL Draft (Atlanta) |
| Bradie James, LSU, DB | 4th Round of 2003 NFL Draft (Dallas) |
| Norman Leleune, LSU, DB | 7th Round of 2003 NFL Draft (Philadelphia) |



36 players drafted
5 first-round selections
13 players selected in the first two rounds

COACHING EXPERIENCE

| | |
|---------|--|
| 2011-12 | FLORIDA Head Coach |
| 2008-10 | TEXAS Defensive Coord./Linebackers |
| 2006-07 | AUBURN Defensive Coord./Secondary |
| 2005 | MIAMI DOLPHINS Assistant Head Coach for Defense |
| 2002-04 | LSU Defensive Coord./Linebackers |
| 2001 | LSU Linebackers |
| 2000 | VALDOSTA STATE Defensive Coord. |
| 1999 | EASTERN KENTUCKY Secondary |
| 1998 | WEST GEORGIA Secondary |
| 1995-96 | AUBURN Graduate Assistant |

PERSONAL INFORMATION

Birthdate: August 3, 1971
 Hometown: Rome, Ga.
 Education: 1994 - Bachelor's Degree from Georgia;
 1996 - Master's Degree from Auburn
 Family: Married to Carol Muschamp (formerly Davis);
 Has two sons: Jackson and Whit

BOWL GAMES AS A COACH

| | |
|------|---------------------------|
| 1995 | Outback |
| 1996 | Independence |
| 2002 | Sugar |
| 2003 | Cotton |
| 2004 | Sugar/BCS Championship |
| 2005 | Capital One |
| 2007 | Cotton |
| 2007 | Chick-fil-A |
| 2009 | Fiesta |
| 2010 | BCS National Championship |
| 2012 | Gator |

BOWL GAMES AS A PLAYER

| | |
|------|--------------|
| 1991 | Independence |
| 1993 | Citrus |

MUSCHAMP NOTABLES

- He is the third-youngest head coach in the SEC (James Franklin and Dan Mullen are both 40)
- Had a 17-inch steel rod inserted in his leg after breaking his tibia and fibula as a junior on his high school baseball team; Keeps the steel rod in a shadowbox in his office to remind players about overcoming adversity
- Visited Florida as a senior in high school in hopes of earning a chance to walk on to the football team
- Father, Larry, played football at North Carolina and later coached football in Rome, Ga., at the Darlington School
- Oldest brother, Mike, played football at Duke and is now a high school coach in Atlanta, Ga., at the Lovett School
- Older brother, Pat, was an offensive lineman at West Point
- Was on LSU staff with Jimbo Fisher and Derek Dooley under Nick Saban
- Was awarded a scholarship at Georgia in the spring of his redshirt freshman season
- Was teammates with Alabama Defensive Coordinator Kirby Smart at Georgia
- Also was on same staff with Smart at Valdosta State
- Graduated from Darlington High School in Georgia, lettering in football (four years), track (four years), baseball (four years) and basketball (three years)

2012 ASSISTANT COACHES

A man wearing a white Florida State baseball cap with a blue 'F' logo, sunglasses, and a white jacket with blue accents. He is wearing a headset with a microphone and has his right hand raised in a gesture.

**BRENT
PEASE**

A man wearing a white visor with a Florida State logo, a headset, and an orange polo shirt with blue accents. He has his right arm raised.

**DEREK
LEWIS**

A man wearing a blue Florida State polo shirt, sunglasses, and a headset. He is smiling and has his right hand raised.

**BRIAN
WHITE**

A man wearing a blue Florida State polo shirt, a blue visor with sunglasses on top, and a headset. He is clapping his hands.

**AUBREY
HILL**

COACHING STAFF

A man with a mustache and goatee, wearing a black baseball cap and a black polo shirt with a Florida Gators logo, shouting with his mouth wide open.

DAN
QUINN

A man wearing a blue cap and an orange polo shirt with a blue stripe, looking to the left.

BRYANT
YOUNG

A man wearing an orange polo shirt with a blue stripe, smiling and clapping his hands.

D.J.
DURKIN

A man wearing a tan cap, sunglasses, and a blue zip-up jacket with a Florida Gators logo, looking to the left.

TIM
DAVIS

A man wearing an orange polo shirt with a blue stripe, looking forward with a serious expression.

TRAVARIS
ROBINSON

TIM DAVIS

OFFENSIVE LINE

COACHING EXPERIENCE

| | |
|-----------|---|
| 2012 | FLORIDA Offensive Line |
| 2011 | UTAH Offensive Line |
| 2009-10 | MINNESOTA Offensive Line/Run Game Coord. |
| 2008 | ALABAMA Dir. of Player Personnel |
| 2005-06 | MIAMI DOLPHINS Offensive Line Asst. |
| 2002-04 | USC Offensive Line |
| 1997-2001 | WISCONSIN Tight Ends |
| 1994-96 | UTAH Offensive Tackles/Tight Ends |
| 1990-93 | UTAH Offensive Line |
| 1989 | IDAHO STATE Offensive Line |
| 1988 | WALLA WALLA CC Offensive Coord./Offensive Line |
| 1987 | ARIZONA Graduate Asst. |
| 1985-86 | WISCONSIN Volunteer Tight Ends |
| 1983-84 | WISCONSIN Graduate Asst. |
| 1981-82 | UTAH Student Asst. |

- Owns 29 years of coaching experience at the collegiate and NFL levels. Davis has coached in 15 FBS bowl games, including three Rose Bowls and two Orange Bowls.
- While at USC, the Trojans won a pair of national championships and three BCS bowl games.
- Davis' offensive lines protected two Heisman Trophy winners at USC in Carson Palmer (2002) and Matt Leinart (2004).
- In 2011 at Utah, he coached a pair of tackles to All-Pac-12 honors, as Tony Bergstrom was selected to the first team and John Cullen was named to the second team.
- Utah RB John White set a new school single-season rushing record in 2011 with 1,519 rushing yards.
- While serving as the Dir. of Player Personnel, Davis played a key role as Alabama signed the nation's No. 1 recruiting class in back-to-back years (2008 and 2009).
- In Davis' first year with the Dolphins, the offensive line improved from allowing 52 sacks in 2004 to just 26 in 2005.
- The Miami Dolphins offensive line led a rushing attack that averaged 4.3 yards per carry in 2005 and 4.2 in 2006. It was the first time the Dolphins averaged more than 4.0 yards per carry in back-to-back seasons since 1986-87.
- During his second stint at Wisconsin, the Badgers made five bowl appearances in five years, including two Rose Bowls.
- The UW offensive line paved the way for running back Ron Dayne, who rushed for an NCAA career record 6,397 yards with 63 touchdowns and won the 1999 Heisman Trophy.
- In 1992 at Utah, he helped the Utes earn their first bowl bid in 36 years and eventually three more bowl appearances in his seven years on staff from 1990-96.
- His first full-time coaching job at the Division I level came at Idaho State in 1989 as the Bengals' offensive line coach.

PROMINENT PLAYERS COACHED

USC
T SAM BAKER – Three-time All-American as well as a Freshman All-American who went on to become a first-round NFL Draft pick in 2008 by the Atlanta Falcons.
C RYAN KALIL – All-American in 2006 was selected in the second round of the 2007 NFL Draft by the Carolina Panthers. Won the 2006 Pac-10 Morris Trophy, awarded to the Pac-10's top offensive lineman as selected by the defensive lineman.
T JACOB ROGERS – Consensus first-team All-American in 2003 and won the Pac-10's Morris Trophy. Second-round draft pick by the Dallas Cowboys in 2004.

UTAH

T TONY BERGSTROM – Named first-team All-Pac-12 offensive line in 2011 and selected to play in the Senior Bowl.
OL ANTHONY BROWN – A third-team AP All-American and first-team All-WAC selection in 1994. An undrafted rookie in 1995, played five seasons with the Cincinnati Bengals.
TE RAY ELGAARD – Played at Utah in 1981-82 and later blossomed in the Canadian Football League from 1983-96. Retired as the CFL's all-time leader in receptions (830) and receiving yards (13,198). A member of the CFL Hall of Fame.
G LANCE SCOTT – First-team All-WAC in 1993 and 1994 and was a fifth-round draft pick in 1995 by the Arizona Cardinals.
G BARRY SIMS – Signed as an undrafted free agent with the Oakland Raiders in 1999 and played 12 NFL seasons with the Raiders and San Francisco 49ers.

WISCONSIN

TE MARK ANELLI – First-team All-Big Ten selection in 2001 was a sixth-round pick by the San Francisco 49ers in 2002.
T AARON GIBSON – Consensus first-team All-American in 1998 and a finalist for both the Lombardi Award and Outland Trophy, given to the nation's best interior lineman. Also first-team All-Big Ten in 1998. Selected in the first round of the 1999 NFL Draft by the Detroit Lions.
T CHRIS MCINTOSH – A consensus first-team All-American in 1999 and finalist for the Outland Trophy. Also a first-team All-Big Ten selection in 1999 and helped lead an offense that rushed for a school-record 3,305 yards that year. Drafted 22nd overall by the Seattle Seahawks in 2000.

NFL PLAYERS (round drafted)

TE Andy Parker (5th) – Utah '84 – Los Angeles Raiders
 T Kevin Belcher (7th) – Wisconsin '85 – Los Angeles Raiders
 T Jeff Dellenbach (4th) – Wisconsin '85 – Miami Dolphins
 T Paul Gruber (1st) – Wisconsin '88 – Tampa Bay Buccaneers

T Rob Woods (4th) – Arizona '89 – Cincinnati Bengals
 TE Craig Hudson (10th) – Wisconsin '90 – Kansas City Chiefs
 T Glenn Parker (3rd) – Arizona '90 – Buffalo Bills
 TE Kurt Haws (4th) – Utah '94 – Washington Redskins
 OL Anthony Brown (UFA) – Utah '95 – Cincinnati Bengals
 G Lance Scott (5th) – Utah '95 – Arizona Cardinals
 TE Henry Lusk (7th) – Utah '96 – New Orleans Saints
 G Barry Sims (UFA) – Utah '99 – Oakland Raiders
 T Aaron Gibson (1st) – Wisconsin '99 – Detroit Lions
 T Chris McIntosh (1st) – Wisconsin '00 – Seattle Seahawks
 T Mark Tauscher (7th) – Wisconsin '00 – Green Bay Packers
 TE Mark Anelli (6th) – Wisconsin '02 – San Francisco 49ers
 T Ben Johnson (7th) – Wisconsin '03 – Detroit Lions
 T Jacob Rogers (2nd) – USC '04 – Dallas Cowboys
 T Winston Justice (2nd) – USC '06 – Philadelphia Eagles
 C Norm Katnik (UFA) – USC '06 – New York Jets
 G Deuce Latui (2nd) – USC '06 – Arizona Cardinals
 G Fred Matua (7th) – USC '06 – Detroit Lions
 C Ryan Kalil (2nd) – USC '07 – Carolina Panthers
 T Sam Baker (1st) – USC '08 – Atlanta Falcons
 T Tony Bergstrom (3rd) – Utah '12 – Oakland Raiders

PLAYING CAREER

Started his collegiate career at Chabot Junior College in Hayward, Calif., as an offensive tackle for two seasons and was inducted into the Chabot College Hall of Fame. Was then a three-year letterman on the offensive line at Utah, earning the team's Most Inspirational Player Award in 1980. He played in the CFL for the Hamilton Tigercats (1981) and in the USFL for the L.A. Express (1983).

PERSONAL INFORMATION

Birthdate: June 17, 1958
 Hometown: Castro Valley, Calif.
 Education: 1982 – Bachelor's Degree from Utah;
 1986 – Master's Degree from Wisconsin
 Family: He and his wife, Janice, have a son, Nick, and a daughter, Mary Rose

BOWL GAMES AS A COACH

| | |
|-------------------------|---------------|
| 1984: Hall of Fame | 2000: Rose |
| 1989: Centennial (JUCO) | 2000: Sun |
| 1992: Copper | 2003: Orange |
| 1993: Freedom | 2004: Rose |
| 1994: Freedom | 2005: Orange |
| 1996: Copper | 2008: Insight |
| 1997: Outback | 2009: Insight |
| 1999: Rose | 2011: Sun |

D.J. DURKIN

LINEBACKERS, SPECIAL TEAMS COORDINATOR



COACHES

PLAYERS

2011 RECAP

HISTORY

HONORS

GATORS IN THE NFL

ALL-TIME RESULTS

RECORD BOOK

ALL-TIME LETTERWINNERS

FLORIDA ATHLETICS

COACHING EXPERIENCE

- 2010-12 **FLORIDA** Linebackers/Special Teams Coord.
- 2007-09 **STANFORD** Defensive Ends/Special Teams Coord.
- 2006 **BOWLING GREEN** Linebackers/Special Teams Coord.
- 2005 **BOWLING GREEN** Defensive Ends
- 2003-04 **NOTRE DAME** Graduate Assistant/Defense
- 2001-02 **BOWLING GREEN** Graduate Assistant/Defense

- One of the top special teams' coaches in the country who has seven years of experience as a special teams coordinator.
- Named the 2012 Rivals.com Recruiter of the Year.
- Guided placekicker Caleb Sturgis to become a finalist for the 2011 Lou Groza Award, after going 22-for-26 in field goal attempts and 31-for-31 in PATs. Sturgis was one of two kickers in the FBS to make three field goals of 50-or-more yards in 2011 and set a school record with five career 50-yarders. He ranked third in the nation with his 22 made field goals, which was one shy of UF's season record.
- His kickoff return units led the SEC over the past two seasons with four kick return touchdowns, a total that ranks second in the nation.
- Florida's 2011 special teams' unit blocked six kicks, which ranked sixth in the nation and marked the fifth time in six seasons, including both of Durkin's seasons, that the Gators led the SEC in blocks.
- Durkin led a kickoff return unit in 2011 that tied for fourth in the nation with four returns of 50-or-more yards, including 99-yard returns by Jeff Demps (vs. Georgia) and Andre Debose (vs. Ohio State), both at EverBank Field in Jacksonville. Debose has three career kickoff return touchdowns, a UF school record. On the other side of the ball, the kickoff unit did not allow any touchdowns on the season.
- As the Florida linebackers' coach, Durkin was responsible for a unit which ranked ninth in the nation in total defense and 10th in pass defense. Linebacker Jon Bostic led the team with 94 tackles, while fellow linebacker Jelani Jenkins was third with 75 total tackles.
- Helped punter Chas Henry win the 2010 Ray Guy Award, as Henry became the first Gator to bring home that honor, and earn consensus All-American recognition. Florida finished the season second in net punting (40.9) and tied for 14th in punt average (44.2) nationally.
- In his first season at the University of Florida, his linebacker unit helped the Gators post the 31st-ranked run defense in the nation (130.6 yards per game).
- In 2010, UF led the SEC in kickoff return average (26.3) and kickoff return touchdowns (2), sparked by redshirt freshman Andre Debose, who ranked 14th in the country in kickoff

return average (28.0) and tied for second in kickoff return touchdowns (2). Debose's two kickoff return scores also set a single-season UF record.

- Florida's punt coverage unit allowed just 109 return yards on 51 punts and led the nation in net punting average during the regular season (second overall including bowl games).
- One of two assistant coaches, along with Brian White, hired by Will Muschamp from Urban Meyer's 2010 staff.
- Spent three seasons at Stanford University, where he worked with the defensive ends and coordinated the special teams' units. Under Durkin's guidance, Stanford's defensive ends helped the Cardinal rank 11th nationally in sacks per game in 2007 and 2009.
- In 2009, guided Stanford's kickoff return unit, which averaged 27.5 yards per return — leading the Pac-10 and ranking No. 3 nationally — and scored three touchdowns. In addition, coverage units both ranked top-three in the Pac-10, as kickoff coverage allowed just 19.8 yards per return and punt coverage limited opponents to a 6.8-yard average.
- Returned to his alma mater, Bowling Green, where he worked with the defensive ends in 2005 before taking over responsibilities with the linebackers and special teams in '06.
- Following a two-year stay at Bowling Green, he moved to Notre Dame, where he assisted the Irish staff in all defensive aspects with concentrated duties on the defensive ends.
- Worked closely with BGSU's all-time sack leader and two-time NFL Super Bowl champion, Justin Tuck, in 2004.
- Began his coaching career at Bowling Green, serving as a defensive graduate assistant on head coach Urban Meyer's staff for two seasons (2001-02).
- In 2002, BGSU finished with a 9-3 record and were ranked in the Top 20 in both major polls.
- In 2001, BGSU's defense ranked first in the MAC in total defense (319.5), rushing yards (86.3), rushing average (2.6), scoring (19.5), rushing touchdowns (5) and overall touchdowns (27).

PROMINENT PLAYERS COACHED

FLORIDA:

P CHAS HENRY — 2010 Ray Guy Award winner and consensus All-American, helped UF finish second in the nation in net punting. Currently plays for the Philadelphia Eagles.

K CALEB STURGIS — 2011 Lou Groza Award finalist, who went 22-for-26 in field goals with the third-longest make in the country at 55 yards. Set a Florida record with five career made field goals of 50+ yards and ranked third in the nation with 22 field goals in 2011, one shy of the school record. Sturgis also converted all 31 of his PAT attempts.

STANFORD:

DE THOMAS KEISER — A Football Writers Association of America and Sporting News first-team freshman All-American in 2008.

WR CHRIS OWUSU — A first-team Pac-10 selection as a kickoff returner in 2009, after tallying 1,167 yards on 37 returns (31.5 avg.) and three touchdowns.

NOTRE DAME:

DE JUSTIN TUCK — Finished his career at Notre Dame in 2004 as the all-time sack leader (24.5), while also setting school records in career TFL (43) and single-season sacks (13.5). First-team All-Pro in 2008 and Pro Bowler in 2008 and 2010 for the N.Y. Giants.

NFL PLAYERS (round drafted)

DE Justin Tuck (3rd) — Notre Dame '05 — New York Giants
DE Erik Long (7th) — Stanford '10 — Tampa Bay Buccaneers
P Chas Henry (UFA) — Florida '11 — Philadelphia Eagles

PLAYING CAREER

Four-year starting defensive end and outside linebacker at Bowling Green (1997-2000) who served as one of the team captains for two seasons. Started a total of 33 games in his career and recorded 131 tackles, including 28 for loss. Durkin led the team in sacks in 1998 and finished second in that category in 2000. Received numerous awards during his playing career, including the Ken Schoeni Award for character and toughness, the Carlos Jackson Award personifying the values of a student-athlete and the Leadership Award.

PERSONAL INFORMATION

Birthdate: January 15, 1978
Hometown: Youngstown, Ohio
Education: 2001 - Bachelor's Degree in Business Marketing from Bowling Green State University;
2004 - Master's Degree in Educational Administration and Supervision from Bowling Green State University
Family: He and his wife, Sarah, have a daughter, Abigail

BOWL GAMES AS A COACH

2004: Insight 2011: Outback
2009: Sun 2012: Gator

AUBREY HILL

WIDE RECEIVERS, RECRUITING COORDINATOR

COACHING EXPERIENCE

| | |
|-----------|--|
| 2011-12 | FLORIDA Wide Receivers/Recruiting Coord. |
| 2008-10 | MIAMI (Fla.) Wide Receivers/Recruiting Coord. |
| 2005-07 | PITTSBURGH Wide Receivers |
| 2004 | ELON Wide Receivers |
| 1999-2003 | DUKE Wide Receivers |
| 1996-98 | FLORIDA Graduate Assistant |

- Assisted in the transition to a pro-style offense and led a Gator receiving group that had six wide receivers catch passes.
- Andre Debose averaged 27.0 yards per catch in 2011, third-best in the nation and tops in the SEC.
- Helped Miami wide receiver Leonard Hankerson to one of the best seasons in program history, as Hankerson set school records with 13 touchdown catches and 1,156 receiving yards.
- Coached two Pittsburgh receivers, Greg Lee (2005) and Derek Kinder (2006), to first-team All-Big East honors and Oderick Turner (2006) to a Freshman All-American performance.
- Under Hill's direction, Scottie Montgomery put together one of the best receiving careers in Duke history with 171 career receptions (second in school history) and 2,379 yards (third in school history).
- Served a pair of NFL coaching internships, working with wide receivers and special teams for the Washington Redskins (summer 2001) and Miami Dolphins (summer 2002).
- Three seasons as a graduate assistant for the Gators were highlighted by UF's 1996 national championship, as Florida put together a 12-1 record and defeated Florida State, 52-20, in the Sugar Bowl.

PROMINENT PLAYERS COACHED

MIAMI:

WR LEONARD HANKERSON – Set Miami single-season records in touchdown catches (13) and receiving yards (1,156) as a senior. Drafted in the third round of the 2011 NFL Draft by the Washington Redskins.

PITTSBURGH:

WR DEREK KINDER – All-Big East wideout who went on to be selected in the 2009 NFL Draft by the Chicago Bears.

FLORIDA:

WR REIDEL ANTHONY – One of three receivers in UF history to post a 1,200-yard season. Was taken in the first round of the 1997 NFL Draft and spent five seasons with the Tampa Bay Buccaneers.

WR JACQUEZ GREEN – Averaged a UF-record 19.3 yards per reception for his career before becoming a second-round NFL Draft pick in 1998 by the Buccaneers.

WR IKE HILLIARD – No. 2 all-time in school history in touchdown receptions (29) and went on to be a first-round draft pick by the New York Giants, totaling 546 receptions in his 12-year NFL career.

WR TRAVIS McGRUFF – Set a UF single-season record with 1,357 receiving yards in 1998. Drafted by the Denver Broncos in 1999.

NFL PLAYERS (round drafted)

WR Ike Hilliard (1st) – Florida '97 – New York Giants
WR Reidel Anthony (1st) – Florida '97 – Tampa Bay Buccaneers
WR Jacquez Green (2nd) – Florida '98 – Tampa Bay Buccaneers
WR Travis McGriff (3rd) – Florida '99 – Denver Broncos
WR Derek Kinder (7th) – Pittsburgh '09 – Chicago Bears
WR Leonard Hankerson (3rd) – Miami '11 – Washington Redskins

WR Travis Benjamin (4th) – Miami '12 – Cleveland Browns

WR Tommy Streeeter (6th) – Miami '12 – Baltimore Ravens

PLAYING CAREER

As a player at Florida, Hill helped the Gators to a four-year record of 43-10-1 (.806) and three SEC championships. During his career, he tallied 86 receptions and 18 touchdowns, averaging a touchdown every 4.78 receptions, and was a team captain as a senior in 1994.

PERSONAL INFORMATION

| | |
|------------|---|
| Birthdate: | February 18, 1972 |
| Hometown: | Miami, Fla. |
| Education: | 1996 - Bachelor's Degree from Florida; 1999 - Master's Degree from Florida |
| Family: | He and his wife, Shanae, have a daughter, Destini |

BOWL GAMES AS A COACH

| | |
|-------|---------------|
| 1997: | Sugar |
| 1998: | Citrus |
| 1999: | Orange |
| 2008: | Emerald |
| 2009: | Champs Sports |
| 2010: | Sun |
| 2012: | Gator |

BOWL GAMES AS A PLAYER

| | |
|-------|-------|
| 1992: | Sugar |
| 1992: | Gator |
| 1994: | Sugar |
| 1995: | Sugar |



DEREK LEWIS

TIGHT ENDS

COACHING EXPERIENCE

- 2011-12 **FLORIDA** Tight Ends
- 2007-10 **MINNESOTA** Tight Ends/Assistant Special Teams
- 2007 **NORTH TEXAS** Defensive Ends
- 2005-06 **TEXAS** Graduate Assistant

- Last season, led a tight end group that totaled 47 catches for 584 yards (12.4 ypc) and three touchdowns. Tight ends accounted for 25.8 percent of the team's catches and 24.1 percent of the team's receiving yards.
- TE Jordan Reed finished second on the team with 28 catches and third on the team with 307 receiving yards. True freshman tight end A.C. Leonard had eight catches for 99 yards in his first collegiate season.
- Tutored Minnesota's Nick Tow-Arnett to an All-Big Ten Honorable Mention selection following the 2009 season after Tow-Arnett finished second on the team with 37 receptions for 505 yards and three touchdowns. As a group, Gopher tight ends in 2009 averaged over 13 yards per reception.
- Tight ends were also a prominent part of the Gopher offense in 2008, as the group hauled in 46 receptions for 542 yards and three TDs, averaging 11.8 yards per reception. Jack Simmons was second on the team in receptions with 36 and was recognized by the Big Ten as an Honorable Mention selection. Minnesota's tight ends accounted for 30 receptions and 351 yards in 2007, part of the second-best single-season passing mark (2,949 yards) in school history.
- From 2005-06, Lewis worked at Texas as a graduate assistant, where he was part of the staff that captured the 2005 BCS National Title. He also coached TE David Thomas, who owns UT career records for receptions, receiving yards and touchdowns by a tight end, in addition to the Texas single-game record for receptions by a tight end (10, 2006 Rose Bowl).

PROMINENT PLAYERS COACHED

MINNESOTA:
TE NICK TOW-ARNETT – Earned All-Big Ten Honorable Mention as Minnesota's second-leading receiver in 2009.

TEXAS:
TE DAVID THOMAS – Completed his college career as the most prolific receiving tight end in University of Texas history and set the school's all-time career records for receptions by a tight end (98), receiving yards by a tight end (1,367) and touchdown receptions by a tight end (15). The New England Patriots selected him in the third round of the 2006 Draft.

NFL PLAYERS (Round Drafted)
TE David Thomas (3rd) – Texas '06 – New England Patriots

PLAYING CAREER

While at Texas, Lewis was a solid four-year receiving tight end who started 16 career games. He played in three bowl games (1995 Sugar; 1997 Fiesta; 1999 Cotton) and was a member of two conference championship teams (1995 SWC; 1996 Big 12). Lewis was voted 1998 first-team All-Big 12 by league coaches after being named third-team All-Big 12 in 1997. Lewis hauled in 18 catches for 236 yards and six touchdowns in a senior campaign that was highlighted by his 61-yard reception on fourth and inches that helped seal the 1996 Big 12 Championship game for Texas. The catch also helped send Florida to the 1996 Sugar Bowl to play for the national title. He finished his career ranked third all-time at Texas in touchdowns by a tight end (8), ranked fifth in career receptions by a tight end (47) and ranked seventh on the school's chart for receiving yards by a tight end (551). He spent two seasons as a member of the St. Louis Rams (1999-2000) and was part of the Super Bowl XXXIV championship team.

PERSONAL INFORMATION

Birthdate: April 3, 1977
 Hometown: New Orleans, La.
 Education: 1998 - Bachelor's Degree in Kinesiology from University of Texas
 Family: He and his wife, Adonis, have a son, Myles

BOWL GAMES AS A COACH

2006: Rose (BCS National Championship Game)
 2006: Alamo
 2008: Insight
 2009: Insight
 2012: Gator

BOWL GAMES AS A PLAYER

1995: Sugar
 1997: Fiesta
 1999: Cotton

BRENT PEASE

OFFENSIVE COORDINATOR, QUARTERBACKS

COACHING EXPERIENCE

| | |
|-----------|---|
| 2012 | FLORIDA Offensive Coord./Quarterbacks |
| 2011 | BOISE STATE Offensive Coord./Quarterbacks |
| 2007-10 | BOISE STATE Assistant Head Coach/Wide Receivers |
| 2006 | BOISE STATE Wide Receivers |
| 2003-05 | BAYLOR Offensive Coord./Quarterbacks |
| 2001-02 | KENTUCKY Offensive Coord./Quarterbacks |
| 1999-2000 | NORTHERN ARIZONA Assistant Head Coach/ Offensive Coord./QBs |
| 1996-98 | MONTANA Offensive Coord./Quarterbacks |
| 1995 | MONTANA Offensive Backs/Wide Receivers |
| 1991-94 | MONTANA Running Backs/Wide Receivers |

- A 21-year coaching veteran and former NFL quarterback.
- Has spent 11 seasons as an offensive coordinator.
- Has reached the postseason 13 times in his career, highlighted by a national championship in 1995 at Montana.
- At Boise State, Pease and the Broncos posted a 73-6 (.924) record, with four conference championships, and ranked in the top five of the final AP Poll twice.
- In 2011 under Pease, Boise State averaged 44.2 points and 481.3 yards per game en route to a 12-1 record and a 56-24 victory in the Las Vegas Bowl over Arizona State.
- In 2009, Pease had six different receivers that caught at least 20 passes. Austin Pettis set a school record with 14 touchdowns, which included a record streak of 10 consecutive games with a touchdown catch. Titus Young led the team in receiving with 79 catches for 1,041 yards and 10 scores.
- While at Baylor, the Bears broke the school's single-season mark for completion percentage (.595) and established a new standard for pass completions with 235 in 2004. BU threw for 2,342 yards, the fifth-highest one-year total in school history, and improved its total offense average (311.8 ypg) by more than 30 yards per game over the 2003 team.
- In 2003, the Baylor offense produced the program's first 1,000-yard rusher since 1995 (and just the sixth ever at the time) in RB Rashad Armstrong, who earned All-Big 12 honors after rushing for 1,074 yards.
- During his time at Baylor, Pease coached future NFL wide receivers Trent Shelton (2009 Washington Redskins) and Dominique Zeigler (2008, 2010 San Francisco 49ers).
- From 2001-02, Pease helped turn Kentucky into one of the top scoring teams in the country. After posting a 2-9 season in 2001, Kentucky finished 7-5 in 2002 and led the SEC in scoring offense (32.1 pts/game, 23rd nationally).
- At Northern Arizona in 1999 and 2000, he helped the Lumberjacks advance to the 1999 NCAA Division I-AA playoffs.
- Pease helped Montana establish themselves as one of the

premier I-AA programs in the mid-'90s, when they won the I-AA national championship in 1995, finished second in 1996 and advanced to the semifinals in 1994.

- While at Montana, the Grizzlies had 10 or more wins four times and made the playoffs each of his last six years.
- While he was the team's offensive coordinator, Montana compiled records of 14-1 (1996), 8-4 (1997) and 8-4 (1998).
- Montana quarterbacks won the Big Sky Conference Offensive Player of the Year Award in five of his eight seasons at the school. Pease also coached two All-American wide receivers.

PROMINENT PLAYERS COACHED

BOISE STATE:

WR JEREMY CHILDS – A two-time All-WAC member, is fourth all-time at BSU in career receptions (168) and holds the record for single-season receptions (82) set back in 2007.

QB KELLEN MOORE – The first quarterback in FBS to win 50 games in his career, finishing with a 50-3 (.943) record. He was the first player in NCAA history with four seasons having both 3,000 yards of total offense and 3,000 passing yards.

WR AUSTIN PETTIS – Boise State's all-time leader in receptions (229) and touchdown catches (39). Two-time first team All-WAC honoree ranks second in BSU history with 2,838 receiving yards. Selected in the third round of the 2011 NFL Draft by the St. Louis Rams.

WR TYLER SHOEMAKER – An All-Mountain West WR who set a Boise State single-season record with 16 TD catches in 2011.

WR TITUS YOUNG – A three-time first team All-WAC selection and Boise State's all-time leader in receiving yards (3,063). Was the first BSU player to record two 1,000-yard receiving seasons (2009, '10). A second round draft pick of the Detroit Lions in the 2011 NFL Draft.

KENTUCKY:

WR DEREK ABNEY – Ranks second in school history in receptions (197), while finishing third in receiving yards (2,339) and touchdown receptions (18).

QB JARED LORENZEN – The school's all-time leader in total offense (10,637) and passing yards (10,354) and ranks second in UK history with 78 touchdown passes.

RB ARTOSE PINNER – All-SEC selection led the conference and finished 13th nationally in rushing in 2002. Rushed for 1,414 yards and 13 touchdowns in 2002, both marks ranking second in school history for single-season records.

MONTANA:

QB DAVID DICKENSON – Won the Walter Payton Award as the I-AA National Player of the Year in 1995 and was the Big Sky

Conference Most Valuable Player from 1993-95.

NFL PLAYERS (Round Drafted)

RB Artose Pinner (4th) – Kentucky '03 – Detroit Lions
WR Derek Abney (7th) – Kentucky '04 – Baltimore Ravens
QB Jared Lorenzen (UFA) – Kentucky '04 – New York Giants
WR Trent Shelton (UFA) – Baylor '07 – Detroit Lions
WR Dominique Zeigler (UFA) – Baylor '07 – San Francisco 49ers
WR Legedu Naanee (5th) – Boise State '07 – San Diego Chargers
WR Austin Pettis (3rd) – Boise State '11 – St. Louis Rams
WR Titus Young (2nd) – Boise State '11 – Detroit Lions
RB Doug Martin (1st) – Boise State '12 – Tampa Bay Bucs
OT Nate Potter (7th) – Boise State '12 – Arizona Cardinals
QB Kellen Moore (UFA) – Boise State '12 – Detroit Lions
WR Tyler Shoemaker (UFA) – Boise State '12 – Tampa Bay Bucs

PLAYING CAREER

After two seasons at Walla Walla (Wash.) Community College, Pease played quarterback at the University of Montana (1985-86). He led the nation in total offense in 1986 and set nine school records. Pease was drafted by the Minnesota Vikings and played two years for the Houston Oilers (1987-88). He also played in the Canadian Football League, the World League of American Football and the Arena Football League. He was the first player selected in the inaugural WFLA Draft in 1991 by the Birmingham Fire.

PERSONAL INFORMATION

Birthdate: Oct. 8, 1964
Hometown: Moscow, Idaho
Education: 1990 - Bachelor's Degree in Health and Human Performance from Montana
Family: He and his wife, Paula, have a daughter, Halle, and a son, Karsten

FCS CHAMPIONSHIP FINISHES

1993: FCS Championship – First Round (Montana)
1994: FCS Championship – Semifinals (Montana)
1995: FCS Championship – National Champions (Montana)
1996: FCS Championship – Finals (Montana)
1997: FCS Championship – First Round (Montana)
1998: FCS Championship – First Round (Montana)
1999: FCS Championship – First Round (Northern Arizona)

BOWL GAMES AS A COACH

| | |
|------------------|-----------------|
| 2007: Fiesta | 2010: Fiesta |
| 2007: Hawaii | 2010: Las Vegas |
| 2008: Poinsettia | 2011: Las Vegas |



DAN QUINN

DEFENSIVE COORDINATOR, DEFENSIVE LINE

COACHING EXPERIENCE

| | |
|---------|--|
| 2011-12 | FLORIDA Defensive Coord./Defensive Line |
| 2009-10 | SEATTLE SEAHAWKS Defensive Line |
| 2007-08 | NEW YORK JETS Defensive Line |
| 2005-06 | MIAMI DOLPHINS Defensive Line |
| 2003-04 | SAN FRANCISCO 49ERS Defensive Line |
| 2001-02 | SAN FRANCISCO 49ERS Defensive Quality Control |
| 2000 | HOFSTRA Defensive Coord./Defensive Line |
| 1996-99 | HOFSTRA Defensive Line |
| 1995 | VIRGINIA MILITARY INSTITUTE Defensive Line |
| 1994 | WILLIAM & MARY Defensive Line |

- Has 18 years of coaching experience, including 10 seasons in the NFL and eight as an NFL defensive line coach.
- In 2011, led a Gator defense that ranked eighth nationally in total defense (299.5 yards per game), seventh in passing defense (166.8 yards per game) and second in third-down defense (27.12 percent).
- Prior to his first season in Gainesville, Quinn spent the 2009 and 2010 seasons with the Seattle Seahawks as defensive line coach.
- Also had NFL stints with the New York Jets (2007-08), Miami Dolphins (2005-06) and San Francisco 49ers (2003-04). He began his NFL career as a defensive quality control coach for the 49ers from 2001-02 before being promoted to defensive line coach.
- Helped four different players reach double-digits in sacks in a single season (13.5-Jason Taylor, Miami, 2006; 12.5-Andre Carter, San Francisco, 2002; 12.0-Taylor, Miami, 2005; 11-Chris Clemons, Seattle, 2010).
- Seven of his 10 seasons in the NFL saw opponents average less than one rushing touchdown per game, including three seasons of 10 or less total.
- In 2010, the Seattle Seahawks finished third in the NFC in red zone touchdown defense, allowing just 46.2 percent.
- Coached Chris Clemons to a career-high 11 sacks in 2010 in Clemons' first season as a full-time starter, including four multi-sack games, while Raheem Brock tallied nine sacks.
- Helped the Seahawks to the 2010 NFC West crown and knocked off the defending Super Bowl champion New Orleans Saints in the opening round of the playoffs.
- Quinn's 2008 Jets defense ranked fifth in the NFL in yards per carry (3.7), seventh in sacks (41) and ninth in rushing yards per game (94.9). The Jets were also sixth in the AFC in yards per play (5.2) and third-down efficiency (.386).
- The 2006 Dolphins totaled 47 sacks, third in the NFL. That season, Jason Taylor finished fourth in the NFL with 13.5 sacks under Quinn's guidance.

- Quinn's 2006 Miami team also ranked third in the NFL in yards per play (4.6), fourth in total defense (289.1) and fifth in rushing yards per attempt (3.5).
- In 2005, Quinn helped the Dolphins rank first in the AFC and second in the NFL with 49 sacks. Miami also finished third in the AFC in yards per play (4.7) and fourth in yards per carry (3.7).
- The 49ers ranked fifth in the NFC in 2004 with 4.0 yards per carry allowed.
- As a defensive assistant with San Francisco in 2002, linebacker Andre Carter tied for fourth in the NFL with 12.5 sacks.
- Quinn began his coaching career as defensive line coach with William & Mary in 1994, followed by a season with the Virginia Military Institute in 1995. He held the same position with Hofstra for four seasons before being promoted to defensive coordinator in 2000.
- He and his wife, Stacey, established the Quinn's Corps Program in 2004 to help children and families in need.

PROMINENT PLAYERS COACHED

SEATTLE SEAHAWKS:

- DE CHRIS CLEMONS* – Recorded a career-high 11.0 sacks in 2010 which tied him for 10th in the NFL, along with 49 tackles (33 solo) and one forced fumble in the most productive season of his career.
- DE PATRICK KERNEY* – Coached the two-time Pro Bowler in the last season of his 11-year career, as Kerney played 15 games and picked up five sacks.

NEW YORK JETS:

- DE SHAUN ELLIS* – Collected 60 tackles in 2008—the 10th most by a defensive lineman in the NFL—and was tied for 17th in sacks with 8.0. In his career, he has totaled 499 tackles, 72.5 sacks and has forced 12 fumbles.
- DT KRIS JENKINS* – Earned 2008 Pro Bowl honors, the fourth time in his career he received the recognition and second-team AP All-Pro accolades after posting 53 tackles and 3.5 sacks. Also won his first career AFC Defensive Player of the Week award with 1.5 sacks, three hurries and three tackles in the Nov. 2 win over Buffalo.

MIAMI DOLPHINS:

- DE KEVIN CARTER* – Played both of his seasons with Miami under Quinn, starting all 32 games and tallying 99 tackles, 11.5 sacks, four passes defensed, three fumble recoveries and a forced fumble during that time.

DE JASON TAYLOR – During Quinn's two-year tenure with Miami, Taylor ranked third in the NFL with 25.5 sacks, led the league in forced fumbles with 13, and scored three defensive touchdowns (two interception returns, one fumble return) en route to earning Pro Bowl berths in 2005 and 2006 and the AP NFL Defensive Player of the Year award in 2006.

SAN FRANCISCO 49ERS:

DT BRYANT YOUNG – Made the final two Pro Bowls of his career under the tutelage of Quinn in the 2001 and 2002 seasons.

NFL PLAYERS (Round Drafted)

DT Jaye Howard (4th) – Florida '12 – Seattle Seahawks

PLAYING CAREER

Quinn was a four-year letterwinner and two-time co-captain at Salisbury (Md.) State as a defensive lineman, where he recorded 139 tackles and 8 TFL. He also lettered in track and held the school record in the hammer throw at the time of his departure. Salisbury State inducted Quinn into its Athletic Hall of Fame in 2005.

PERSONAL INFORMATION

Birthdate: Sept. 11, 1970
 Hometown: Morristown, N.J.
 Education: 1994 - Bachelor's Degree from Salisbury State
 Family: Married to Stacey

NFL PLAYOFF FINISHES

2001: Wild Card (San Francisco)
 2002: Divisional Round (San Francisco)
 2010: Divisional Round (Seattle)

FCS CHAMPIONSHIP FINISHES

1997: FCS Championship – First Round (Hofstra)
 1999: FCS Championship – Quarterfinals (Hofstra)
 2000: FCS Championship – Quarterfinals (Hofstra)

BOWL GAMES AS A COACH

2012: Gator

TRAVARIS ROBINSON

DEFENSIVE BACKS

COACHING EXPERIENCE

| | |
|---------|---|
| 2011-12 | FLORIDA Defensive Backs |
| 2010 | TEXAS TECH Secondary |
| 2009 | SOUTHERN MISS Cornerbacks |
| 2008 | WESTERN KENTUCKY Defensive Backs |
| 2007 | AUBURN Graduate Assistant |
| 2006 | AUBURN Student Assistant |

- Entering his fourth season coaching alongside Will Muschamp, as they previously worked together at Auburn.
- In 2011, guided a young Florida secondary that ranked seventh in the nation in pass defense (166.8 yds/game).
- The Gators started two true freshmen in the secondary, CB Marcus Roberson and S De'Ante Saunders, for the first time in school history.
- Saunders became the first freshman to lead UF in interceptions (2) since Wayne Fields had four picks in 1972.
- Overall, the Gator defense ranked eighth nationally in total defense (299.5 yds/game) and second in third-down defense (27.12 percent) in 2011.
- Helped Texas Tech to a TicketCity Bowl victory over Northwestern in 2010, finishing the season with an 8-5 record while two of his defensive backs (Cody Davis, D.J. Johnson) were awarded 2010 All-Big 12 Honorable Mention recognition along with a third (Jarvis Phillips) earning Freshman All-American Honorable Mention from CollegeFootballNews.com.
- His 2009 Southern Miss squad finished in the top four in Conference USA in pass efficiency defense (130.7), interceptions (12) and yards per pass attempt (7.06) and he coached First Team All-C-USA selection DB Eddie Hicks.
- Served his first season as a full-time assistant coach with Western Kentucky in 2008 and assisted DB Ryan Beard in being named to the Rivals.com Sun Belt Conference All-Freshman team.
- During his 2006 season as a staff assistant at Auburn, the Tigers posted an 11-2 record and won the Cotton Bowl while reaching a national ranking as high as No. 2.

- After earning his degree, he remained with Auburn for 2007 as a graduate assistant, assisting with all aspects of the defense. He was responsible for opponent scouting, organizing scout teams for the defense and kicking game, video breakdown and computer data entry, the defensive scouting report and all aspects of on-campus recruiting. The Tigers finished 9-4 and won the Chick-fil-A Bowl that season.
- Worked under Will Muschamp during his two seasons with the Auburn program.

PROMINENT PLAYERS COACHED

SOUTHERN MISS:

DB EDDIE HICKS – Selected first-team All-Conference USA in 2009, as he snared a team-high five interceptions and registered 64 tackles.

AUBURN:

CB DAVID IRONS – Was twice named to the All-SEC Second Team (1-Associated Press, 1-Coaches) before being drafted in the sixth round of the 2007 NFL Draft by the Atlanta Falcons.

CB PATRICK LEE – Became a full-time starter in 2007 and subsequently tallied 55 tackles and four interceptions. Lee would later be selected in the second round (60th overall) of the 2008 NFL Draft by the Green Bay Packers.

CB WALTER McFADDEN – Named Second Team All-SEC in 2009 after picking off six passes and collecting 46 tackles. McFadden was chosen in the fifth round of the 2009 NFL Draft by the Oakland Raiders.

CB JERRAUD POWERS – A Coaches' Freshman All-SEC recipient who finished his career making 136 tackles and six interceptions before foregoing his senior year to enter the NFL Draft, where he was selected in the third round by the Indianapolis Colts in 2008.

CB JONATHAN WILHITE – In his three seasons at Auburn, recorded 101 tackles (77 solo), three interceptions and broke up 14 passes. Wilhite was selected in the fourth round of the 2008 NFL Draft by the New England Patriots.

NFL PLAYERS (Round Drafted)

CB David Irons (6th) – Auburn '06 – Atlanta Falcons
 CB Patrick Lee (2nd) – Auburn '07 – Green Bay Packers
 CB Jonathan Wilhite (4th) – Auburn '07 – New England Patriots
 CB Jerraud Powers (3rd) – Auburn '08 – Indianapolis Colts
 CB Walter McFadden (5th) – Auburn '09 – Oakland Raiders

PLAYING CAREER

A four-year letterwinner at Auburn from 1999-2002, Robinson played in 48 career games and helped the team win or share three-straight SEC Western Division crowns. Auburn went 30-19 (.612) overall during Robinson's career and finished in the top 20 following his senior season. He earned AP first-team All-SEC honors as a senior, tallying 92 total tackles, four interceptions and three pass breakups. He played two seasons in the NFL with the Atlanta Falcons and Tampa Bay Buccaneers.

PERSONAL INFORMATION

Birthdate: September 21, 1981
 Hometown: Miami, Fla.
 Education: 2007 - Bachelor's Degree from Auburn
 Family: Has a daughter, Jordyn

BOWL GAMES AS A COACH

2007: Chick-fil-A
 2008: Cotton
 2009: New Orleans
 2011: TicketCity
 2012: Gator

BOWL GAMES AS A PLAYER

2001: Citrus
 2001: Peach
 2003: Capital One



BRIAN WHITE

RUNNING BACKS

COACHING EXPERIENCE

- 2011-12 **FLORIDA** Running Backs
- 2009-10 **FLORIDA** Tight Ends/Fullbacks
- 2008 **WASHINGTON** Special Teams Coord./Tight Ends
- 2006-07 **SYRACUSE** Offensive Coord./Tight Ends
- 1999-06 **WISCONSIN** Offensive Coord./Running Backs
- 1995-98 **WISCONSIN** Running Backs
- 1994 **UNLV** Passing Game Coord./Wide Receivers
- 1993 **NEVADA** Wide Receivers
- 1991-92 **UNLV** Running Backs
- 1990 **UNLV** Quarterbacks
- 1988-89 **NOTRE DAME** Graduate Assistant
- 1986-87 **FORDHAM** Graduate Assistant

- A 26-year coaching veteran and 2004 winner of the American Football Coaches Association (AFCA) Division I Assistant Coach of the Year. Has coached in 15 bowl games and served on coaching staffs that have won a national title and two league championships.
- Currently the longest-tenured coach on the UF staff.
- Served as the Interim Offensive Coordinator during the victory over Ohio State in the 2012 Gator Bowl. White was appointed that title after the departure of Charlie Weis on December 9, 2011.
- Led a running back group in 2011 that totaled 2,040 rushing yards on 392 carries (5.2 yards per carry, 5th in the SEC among running back groups) and 15 rushing touchdowns while transitioning to a pro-style offense.
- Following the 2010 season, shifted from tight ends coach to running backs coach.
- In his first year at Florida, guided 2009 John Mackey Award winner Aaron Hernandez, who became the first Gator and first player from the SEC to receive the honor bestowed to the nation's top tight end. Hernandez's 68 receptions in 2009 ranked first among the nation's tight ends and set a new UF single-season record for tight ends.
- One of two assistant coaches, along with D.J. Durkin, hired by Will Muschamp from Urban Meyer's 2010 staff.
- During his 11-year tenure at Wisconsin, he mentored 1999 Heisman Trophy winner Ron Dayne, 2001 NFL first-round draft choice Michael Bennett, 2001 Big Ten Freshman of the Year Anthony Davis and 2006 Capital One Bowl Most Valuable Player Brian Calhoun.
- In his first year as offensive coordinator in 1999, the Badgers set a school record and finished 10th nationally in scoring (34.1 pts/game). The next season, Bennett was the third-leading rusher in Division I-A and had a school-record six 200-yard passing games.

- Coached Wisconsin in the 2006 Capital One Bowl, which the Badgers captured with a 24-10 win over No. 7 Auburn.
- In 2004, White was named the AFCA Division I Assistant Coach of the Year while at Wisconsin.
- In 2001, Wisconsin quarterbacks Brooks Bollinger and Jim Sorgi each threw for more than 1,000 yards, while Davis was fifth in the nation in rushing and wide receiver Lee Evans set the Big Ten record for receiving yards in a season.
- During each of his first eight years, White helped the Badgers produce a 1,000-yard rusher.
- He served as the running backs coach during the Badgers' 1998 Big Ten championship season and was the offensive coordinator the next year when Wisconsin repeated as Big Ten champions.
- Was the passing game coordinator and wide receivers coach for UNLV in 1994 when the Rebels owned the nation's 14th-best passing offense (265 yds/game).
- In 1993, during his stint at Nevada-Reno, the Wolf Pack led the nation in total offense (582.7 yards per game) and passing offense (401 yds/game).
- Was a graduate assistant for the 1988 Notre Dame team that won the National Championship.

PROMINENT PLAYERS COACHED

FLORIDA:

RB JEFF DEMPS – Had 2,470 career rushing yards, good enough for eighth in school history. Demps, who is a national champion sprinter, had the highest yard per carry average (6.7) at UF since 1996 among players who have had at least 350 attempts.

TE AARON HERNANDEZ – A Sporting News and AP First-Team All-American who was also named the 2009 Walter Camp Connecticut Player of the Year. In 2009, he led all tight ends nationally in receptions (68) and receiving yards (850). Won the 2009 John Mackey Award. Selected in the fourth round of the 2010 NFL Draft by the New England Patriots.

RB CHRIS RAINEY – As a senior, Rainey was named to the All-SEC First Team as an all-purpose performer. During the 2011 season, Rainey became the only player in school history to lead the team in rushing yards, receptions, punt return yards and all-purpose yards. He finished his career ranked ninth in UF history with 2,464 rushing yards.

WISCONSIN:

QB BROOKS BOLLINGER – Wisconsin quarterback threw for over 1,000 yards in 2001 as a freshman, while fellow quarterback Jim Sorgi also threw for over 1,000 yards in the same season.

RB BRIAN CALHOUN – Named first team All-Big Ten in 2005

after rushing for 1,728 yards and 22 touchdowns.

RB ANTHONY DAVIS – Big Ten Freshman of the Year in 2001 as well as All-Big Ten in 2001.

RB RON DAYNE – 1999 Heisman Trophy Winner that set an NCAA record for career rushing yards. Dayne had 1,220 career carries and gained 1,863 yards as a freshman, 1,421 as a sophomore, 1,325 as a junior, and 1,834 as a senior. He finally broke the record in the final game of the 1999 season against Iowa. Dayne ended his career with 6,397 rushing yards, eclipsing Ricky Williams' (Texas) record.

WR LEE EVANS – Set the Big Ten record for receiving yards in 2001 and was a first-team All-Big Ten team selection in 2001 and 2003.

NFL PLAYERS (Round Drafted)

- RB Ron Dayne (1st) – Wisconsin '00 – New York Giants
- RB Michael Bennett (1st) – Wisconsin '01 – Minnesota Vikings
- WR Lee Evans (1st) – Wisconsin '04 – Buffalo Bills
- RB Anthony Davis (7th) – Wisconsin '05 – Indianapolis Colts
- RB Brian Calhoun (3rd) – Wisconsin '06 – Detroit Lions
- TE Aaron Hernandez (4th) – Florida '10 – New England Patriots
- RB Chris Rainey (5th) – Florida '12 – Pittsburgh Steelers

PLAYING CAREER

Was a two-year letterman as starting quarterback for Harvard (1985-86).

PERSONAL INFORMATION

- Birthdate: July 2, 1964
- Hometown: Groveland, Mass.
- Education: 1986 – Bachelor's Degree in History from Harvard University; 1987 – Master's Degree in Communications from Fordham University; 1990 – Master's Degree in Business Administration (Finance) from the University of Notre Dame
- Family: He and his wife, Salli, have a daughter, Cassidy, and a son, Jackson

BOWL GAMES AS A COACH

- | | |
|-----------------|-------------------|
| 1989: Fiesta | 2002: Alamo |
| 1990: Orange | 2003: Music City |
| 1994: Las Vegas | 2005: Outback |
| 1996: Copper | 2006: Capital One |
| 1998: Outback | 2010: Sugar |
| 1999: Rose | 2011: Outback |
| 2000: Rose | 2012: Gator |



BRYANT YOUNG

DEFENSIVE LINE

COACHES

PLAYERS

2011 RECAP

HISTORY

HONORS

GATORS IN THE NFL

ALL-TIME RESULTS

RECORD BOOK

ALL-TIME LETTERWINNERS

FLORIDA ATHLETICS

COACHING EXPERIENCE

2011-12 **FLORIDA** Defensive Line
 2010 **SAN JOSE STATE** Defensive Line
 2009 **NOTRE DAME** Defensive Graduate Assistant

- In his first season as the defensive line coach at Florida, Young helped guide a Gator defense which ranked ninth in the nation in total defense (299.58 yards allowed per game). Additionally, Florida's defense held its opponents to a 27.71 percent third-down conversion rate, ranking second in the nation, the highest national ranking ever for the Gators and the team's best conversion rate since the 2001 season.
- The Florida defense totaled 94 TFL, tied for 19th-most in the nation in 2011.
- In his one season as the defensive line coach at San Jose State University, Young helped sophomore defensive end Travis Johnson increase both his total sacks and TFL, with an increase from 2.0 sacks and 2.5 TFL in 2009, to 7.5 sacks and 9.5 TFL in 2010.
- The Spartans posted the third-best red zone defense in the WAC, allowing scores on 49-of-63 trips (77.8 percent), with only 34 touchdowns surrendered (54.0 percent).
- Notre Dame was tied for the 15th-strongest red zone defense in the nation in 2009, conceding scores on 33-of-44 (75.0 percent) trips (25 TD, 8 FG).

PROMINENT PLAYERS COACHED

SAN JOSE STATE:

DE TRAVIS JOHNSON – Finished his sophomore season with 7.5 sacks, good for 7th overall in the WAC, and 9.5 tackles-for-loss. Those numbers were an increase from 2.0 sacks and 2.5 tackles-for-loss during his freshman season.

NOTRE DAME:

LB MANTI TE'O – Started 10 games as a freshman and finished with 63 tackles, third-most ever by a Notre Dame freshman, earning Freshman All-American honors from College Football News.

NFL PLAYERS (Round Drafted)

DT Jaye Howard (4th) – Florida '12 – Seattle Seahawks

PLAYING CAREER

While at Notre Dame, Young was an All-American defensive tackle who started 30 of the 41 games that he played in. He was a four-year letterman at Notre Dame (1990-93), earning a first-team All-American selection as a senior captain in 1993. During his collegiate career, Young totaled 176 tackles, 22.5 TFL, and 18 sacks. He played in four bowl games (1991 Orange Bowl; 1992 Sugar Bowl; 1993 Cotton Bowl; 1994 Cotton Bowl) and was a starter in three of those games.

Young was selected seventh overall by the San Francisco 49ers in the 1994 NFL Draft and earned NFL Rookie of the Year honors after leading the team's defensive line with 49 tackles and also tallying six sacks. In the NFL, Young spent his entire 14-year career as a member of the San Francisco 49ers. He played in and started 208 games in his 49ers career, second in team history only to Jerry Rice (224). The 49ers reached the playoffs in each of his first five seasons, including a victory in Super Bowl XXIX in his rookie campaign.

A four-time Pro Bowl selection (1996, 1999, 2001, 2002), he tallied 89.5 sacks throughout his career, and was one of four defensive tackles named to the NFL's 1990's All-Decade Team. He earned the NFL's Comeback Player of the Year award in 1999, recording 11 sacks and earning his second trip to the Pro Bowl following a season-ending leg injury in 1998. Young also was an eight-time recipient of the team's Len Eshmont award, which is given to the player that best exemplifies courage and leadership, no other player in team history has won it more than twice. Young was named a first-team All-Pro in 1996 by the Associated Press, Pro Football Writers of America and Sporting News and was also recognized as a first-team All-Pro by Sporting News in 1998 and second-team All-Pro by the AP in 1999.

PERSONAL INFORMATION

Birthdate: January 27, 1972
 Hometown: Chicago Heights, Ill. (Bloom Township High School)
 Education: 1994 - Bachelor's Degree from Notre Dame
 Family: He and his wife, Kristen, have five children: Kai, Colby, Kennedy, Bryce and Kamille

BOWL GAMES AS A PLAYER

1991: Orange
 1992: Sugar
 1993: Cotton
 1994: Cotton

BOWL GAMES AS A COACH

2012: Gator



JEFF DILLMAN

DIRECTOR OF STRENGTH & CONDITIONING

EXPERIENCE

2012 **FLORIDA** Director of Strength & Cond.
 2009-11 **IMG PERFORMANCE INST.** Head of Physical Cond.
 2006-09 **APPALACHIAN STATE** Director of Strength & Cond.
 2003-06 **LSU** Asst. Strength & Cond. Coach
 2001-03 **LOUISIANA-MONROE** Asst. Strength & Cond. Coach

Jeff Dillman was named the Director of Strength & Conditioning for the University of Florida athletic program in January of 2012. He came to UF after serving as the Head of Physical Conditioning at the IMG Performance Institute in Bradenton, Fla., since the fall of 2009. No stranger to a championship culture on the gridiron, he oversaw back-to-back national titles as the head strength and conditioning coach at Appalachian State in 2006 and 2007 and also served on the staff at LSU for its SEC and BCS Championships in 2003.

As the Head of Physical Conditioning at IMG Academies, Dillman oversaw the strength and conditioning programs for all youth, adult, collegiate and professional athletes who trained at the Academy, including NBA and NFL offseason workouts, NFL Combine training and the Madden Football Academy. Prior to his time at IMG, Dillman was the Director

of Strength & Conditioning at his alma mater, Appalachian State University. He has also served as an Assistant Director of Strength & Conditioning at LSU and Louisiana-Monroe.

A native of Rockingham, N.C., Dillman was a football letterman at Elon College before he transferred to Appalachian State University, where he completed his football eligibility. He earned a bachelor's degree in Exercise Science.

Dillman first worked as an assistant strength and conditioning coach at Louisiana-Monroe beginning in 2001, working with nine different teams over his tenure with the Warhawks. In 2003, he was hired as an assistant strength and conditioning coach at LSU and helped the Tigers to several notable achievements, including an SEC and BCS National Championship for the football team, Final Four appearances for both the men's and women's basketball teams and a College World Series trip for the baseball team. He also worked with men's and women's tennis and gymnastics.

In 2006, when his alma mater had a position open for the head strength and conditioning coach, Dillman jumped at the opportunity. He helped the football program to two-straight Division I-AA national championships and the historic upset of No. 5-ranked Michigan in 2007.

Dillman is a member of the Collegiate Strength & Conditioning Coaches Association and the American Football Coaches Association.

He and his wife, Jeanne, reside in Gainesville.

STRENGTH & CONDITIONING STAFF

Jesse Ackerman – Assistant Director (Football)
 Mark Campbell – Coordinator (Football)
 Paul Chandler – Coordinator (Baseball and Softball)
 Alex Cohen – Coordinator (Football)
 Matt Delancey – Assistant Director (Olympic Sports-Volleyball, Swimming & Diving, Track & Field)
 Jeff Dillman – Director of Strength & Conditioning (Football)
 Preston Greene – Coordinator (M-Basketball, M-Golf, M-Tennis)
 Trippe Hale – Intern
 Dean Hansen – Intern
 Brandon Ireland – Intern
 TBD – Coordinator (W-Basketball, W-Golf, W-Tennis)
 Karin Werth – Assistant Director (Olympic Sports-Gymnastics, Lacrosse, Soccer)

FOOTBALL SUPPORT STAFF

FOOTBALL ADMINISTRATION

Patraillia Davis – Program Assistant
 Brendan Donovan – Director of On-Campus Recruiting
 Jon Haskins – Director of Player Personnel
 Terry Jackson – Director of Player & Community Relations
 Ryan Magee – Staff Assistant
 Nancy Scarborough – Executive Assistant to Head Coach
 George Wynn – Assistant Athletics Director for Football Operations

VIDEO

Reuel Joaquin – Assistant Director, Football Video
 Randy Mickens – Post Production Coordinator
 Chris Bashaw – Football Video Intern

EQUIPMENT

Jason Baisden – Football Equipment Manager
 Matthew Graham – Equipment Room Intern
 Josh Marlow – Post Graduate Intern
 Jeff McGrew – Assistant Equipment Manager
 Student Managers – Marcus Beckham, Goeto Dantes, Mike Fitzpatrick, Joseph Galio, Johnny Hutchison, Jarron Papale, Philip Rees, Nick Riggio, Matt Schlee, Nick Stollings, Ryan Thomas

SPORTS HEALTH

Randy Caton, DMD – Oral Surgeon
 Dr. Jay Clugston – Team Physician
 Dr. Kevin Farmer – Team Physician
 Marty Huegel – Coordinator of Rehabilitation
 Dr. Mike Moser – Head Team Physician
 Dr. Cheree Padilla – Team Physician
 Anthony Pass – Associate Director of Sports Health/Head Athletic Trainer, Football
 Chris Patrick – Assistant Athletic Director of Sports Health
 Ricky Ray – Massage Therapist
 Matt Redd – Assistant Athletic Trainer, Football
 Jarrett Schweim – Assistant Athletic Trainer, Football
 Tim Shay – Physical Therapist
 Spencer Thomas – Assistant Athletic Trainer, Football
 Susan Tillman – Physical Therapist
 Jon Sung – Graduate Assistant Athletic Trainer, Football & Men's Golf
 Thomas Weber, DMD – Team Dentist
 Dr. David West – Chiropractor

COMMUNICATIONS

Dan Apple – Assistant Director
 John Hines – Associate Director
 Steve McClain – Associate Athletic Director



25

LINEBACKER

Gideon AJAGBE


6-3 • 222 • RSO • 1L
Coconut Grove, Fla./Ransom Everglades

CAREER: Sophomore linebacker who has appeared in four games for the Gators.

2011: Appeared in four games as a redshirt sophomore, playing on special teams against UAB, Furman, Florida State and Ohio State.

2010: Tore rotator cuff in preseason camp and did not play... Redshirted for the season.

PRIOR TO FLORIDA: A dual threat that played running back and linebacker at Ransom Everglades... A three-star prospect and rated No. 25 outside linebacker according to Scout.com... During his senior season, rushed for 1,294 yards and 12 touchdowns on offense... Had 96 tackles, seven sacks, 17 pass deflections, five forced fumbles and four fumble recoveries on defense... Was an FSWA Second-Team All-State selection in 2008... Racked up 57 tackles, including nine TFL and two sacks on defense, and 1,354 yards rushing with 12 touchdowns offensively as a junior... Chose Florida over Florida State, Boston College, North Carolina, South Florida and UCF... Coached by David Hewett.



58

DEFENSIVE LINE

Nick ALAJAJIAN

6-4 • 285 • SR • 2L
Naples, Fla./Naples

CAREER: Has played in 32 games as a Gator with one start... Enrolled at UF in January of 2009.

2011: Appeared in 12 games for the Gators, lining up as a key contributor on the Gators' special teams' field goal unit and as a reserve on the offensive line... Earned his first career start and bowl appearance when he lined up at left tackle in Florida's 24-17 victory over Ohio State in the 2012 TaxSlayer.com Gator Bowl... Did not play against Tennessee due to injury... Saw limited action on the offensive line at right tackle.

2010: Saw action in all of Florida's 13 games on its special teams' field-goal unit and saw limited action on the offensive line at right tackle.

2009: Played in seven games for the Gators his freshman season: Charleston Southern, Troy, Kentucky, Georgia, FIU, FSU and Cincinnati in the 2010 Sugar Bowl... Played against his brother in the contest vs. FIU... Was one of nine true freshmen to see their first game action as a Gator in the victory over Charleston Southern in the season opener.

PRIOR TO FLORIDA: Participant in the U.S. Army All-American Bowl... Ranked as the fourth-best offensive tackle in the 2009 class by Rivals.com and ranked as a five-star recruit by Scout.com... All-State first-team selection in Florida 3A... Helped lead Naples High School to a 16-0 record and 2007 Class 3A State Championship... Gave up only one sack in the entire 2007 season... Three-year starter for Naples... Missed six games in his senior season due to an ankle injury... Received Marco Island YMCA's Male High School Athlete of the Year in 2008... Selected to MaxPreps 1st All-American Team... Claims biggest strengths are his footwork and agility... Chose Florida over FSU, Miami and Georgia... Coached by Bill Kramer.



89

WIDE RECEIVER

Stephen ALLI

6-6 • 217 • RJR • 2L
Andover, N.H./Proctor Academy

CAREER: Redshirt junior receiver who has played in 25 games and has three catches for 17 yards in his career.

2011: Dressed and played in every game except one (UAB)... A contributor on the punt block, hands, kickoff, kick return and onside kick units throughout the season... Recovered the game sealing onside kick in the Gator Bowl against Ohio State.

2010: Made collegiate debut against Miami University and

saw action in all 13 contests on the year... Had a career-long nine-yard reception against Appalachian State for a first down in the fourth quarter... Appeared on special teams throughout the season, seeing action on the punt block, field goal, extra point and kickoff return units... Recorded second career reception against Vanderbilt, a six-yard grab from Jordan Reed in the fourth quarter... Recorded first career reception, snagging a two-yard pass in the fourth quarter at Alabama.

2009: Did not see game action and earned a redshirt... Named to the SEC Freshman Academic Honor Roll in 2010.

PRIOR TO FLORIDA: Rated the 60th wide receiver in the class of 2009 by Rivals... Tallied 14 receptions for eight touchdowns as a junior in 2008... Led the Hornets to the Evergreen Northeast Division Championship and the Evergreen League Titles.

ALLI'S CAREER HIGHS

Receptions: 1 (3x, last Appalachian State, 2010)

Receiving Yards: 9 (Appalachian State, 2010)

Receiving TDs: None

Longest Reception: 9 (Appalachian State, 2010)

CAREER RECEIVING STATISTICS

| Year | NO | YDS | AVG | TD | LG |
|----------------|----------|-----------|------------|----------|----------|
| 2010 | 3 | 17 | 5.7 | 0 | 9 |
| 2011 | 0 | 0 | 0.0 | 0 | 0 |
| Totals: | 3 | 17 | 5.7 | 0 | 9 |



11

LINEBACKER

Neiron BALL

6-2 • 222 • RSO • 1L
Jackson, Ga./Jackson

CAREER: Sophomore linebacker who played in all 13 games as a true freshman and recorded 10 tackles... Missed the entire 2011 season due to a medical condition... Enrolled in January of 2010.

2011: Forced to sit out the entire season after a medical condition sidelined him in the Spring of 2011.

2010: Member of kickoff and kickoff return units who saw action in all 13 games... Had 10 tackles on the season, three unassisted and seven assisted... Matched his season-high with two tackles (one solo) vs. Penn State in the 2011 Outback Bowl... Registered an assisted tackle and was credited for his first career TFL vs. Appalachian State... Tied his season-high with two tackles (one solo) at Vanderbilt... Made one tackle vs. LSU... Collected one tackle vs. Kentucky... Had one solo tackle at Tennessee... Recorded the first two tackles of career vs. USF... Made collegiate debut against Miami University.

PRIOR TO FLORIDA: Rated a four-star prospect by Scout.com and Rivals.com... Rated the No. 16 outside linebacker in the country by Scout.com and the No. 19 weakside defensive end by Rivals.com... Named first team all-state defensive line in Georgia class AAA for 2009 by the Atlanta Journal-Constitu-



NICK ALAJAJIAN

tion...Recorded 104 tackles, 35 TFL, 19 sacks and forced seven fumbles his junior season...Chose Florida over Alabama, Clemson, Georgia, LSU and South Carolina...Coached by Mike Parris.

BALL'S CAREER HIGHS

Tackles: 2 (3x, last Penn State, 2011 Outback Bowl)
 QB Sacks: None
 Forced Fumbles: None
 Interceptions: None

CAREER DEFENSIVE STATISTICS

| Year | UT-AT | TT | TFL | QBS | FF | FR | PD | INT |
|----------------|------------|-----------|------------|------------|----------|----------|----------|----------|
| 2010 | 3-7 | 10 | 0.5 | 0.0 | 0 | 0 | 0 | 0 |
| 2011 | | | | DNP | | | | |
| Totals: | 3-7 | 10 | 0.5 | 0.0 | 0 | 0 | 0 | 0 |



1
LINEBACKER
Jon BOSTIC
 6-1 • 243 • SR • 3L
 Wellington, Fla./Palm Beach Central

CAREER: Appeared in 38 games, making 19 starts...Leads all current Gators with 169 total tackles, and has 12.5 TFL, 4.5 sacks, five pass breakups, three interceptions and a forced fumble.

2011: Started all 13 games at middle linebacker...Led the team with 94 tackles on the season, and finished tied for second with 10.0 TFL for a total of 57 yards for loss...Also had 3.0 sacks, two pass breakups, two QB hurries and forced a fumble...Phil Steele's Preseason All-SEC Third Team (LB)...Lindy's Preseason Second Team All-SEC (LB)...CFPA Linebacker Trophy Watch List...SEC Coaches Preseason All-SEC Third Team (LB)...Butkus Award Watch List (LB)...Preseason All-SEC Third Team (Media) (LB)...Phil Steele's Midseason Honorable Mention All-American (LB)...Phil Steele's Midseason All-SEC Second Team (LB)...Led the team in tackles seven times (Tennessee, Kentucky, LSU, Auburn (tied), Georgia, South Carolina, Ohio State), recording eight-or-more in each of them and double digits three times...Had a TFL in each of the first four games...Had a team-leading eight tackles, including 4.0 TFL for 15 yards against Ohio State in the Gator Bowl...Registered five tackles vs. Florida State...Notched four tackles and a pass breakup against Furman...Was one shy of his career best with 12 tackles at South Carolina...Had five tackles, four solo, against Vanderbilt...Registered a team-leading nine tackles against Auburn and Georgia, with one for a 3-yard loss vs. UGA...Recorded a career-high 13 tackles, including an 8-yard sack, and a pass breakup at No. 1 LSU...Hit double digits for the first time in 2011 at Kentucky, notching 10 tackles, including a 7-yard sack, while also forcing a fumble...Notched eight tackles, including a 7-yard sack, against Tennessee...Had five tackles with a 13-yard TFL against UAB...Opened the season with three tackles, including a 4-yard TFL, against FAU.

2010: Appeared in all 13 games, starting six (Miami University, USF, Tennessee, Kentucky, Alabama, Florida State)...

Finished season tied for third on the Gators with 57 tackles, 36 solo and 21 assisted...Completed the season with seven games of five or more tackles...Tied for ninth in the SEC in interceptions and tied for eighth nationally among linebackers for interceptions with three...Had five tackles (four solo) and a career-high two pass break-ups vs. Penn State in the 2011 Outback Bowl...Registered five tackles (two solo) at Florida State...Credited with three solo tackles vs. Appalachian State and added his first career pass break-up...Tallied three solo tackles vs. South Carolina...Had four tackles, including one TFL at Vanderbilt...Notched his first career solo sack vs. Georgia for a three-yard loss...Recorded eight tackles vs. Mississippi State...Collected five tackles vs. LSU, which marked the fourth time he had made five or more tackles in a game this season and notched a half-sack...Had three tackles, a quarterback hit and his third interception of the season (second in as many games) vs. Kentucky...Led the Gators with eight tackles at Tennessee (five solo)...Made a crucial interception in the red zone to end a second-quarter Tennessee drive, preserving a 7-3 Florida lead...Held the point of attack on Omaris Hines' 36-yard fake punt run vs. Tennessee...Registered six tackles vs. USF and his pressure forced a third-quarter Justin Trattou interception from USF QB B.J. Daniels...Recorded his first career start in the season opener at middle linebacker with five tackles and his first career interception.

2009: Led all freshmen with 18 total tackles, including 14 solo...Totaled five tackles, three solo, playing special teams and linebacker against Vanderbilt...Collected three total tackles against Troy...Led the team in tackles with seven (six

solo) in his collegiate debut against Charleston Southern...Enrolled at UF in January of 2009.

PRIOR TO FLORIDA: Selected to the U.S. Army All-American Bowl...Ranked as the fifth-best inside linebacker prospect according to Rivals.com...Had over 100 tackles in his junior season...Selected UF over Miami, LSU, FSU and Clemson...Coached by Rodney Harris...In 2008, he rushed the ball 75 times for 458 yards and six touchdowns...Member of the ESPN Top 150...All-state selection for Florida Class-6A...Claims greatest strengths are his speed and aggressiveness...Helped lead Palm Beach Central to the eighth-best defense in Palm Beach County.

BOSTIC'S CAREER HIGHS

Tackles: 13 (LSU, 2011)
 QB Sacks: 1 (4x, last LSU, 2011)
 Forced Fumbles: 1 (Kentucky, 2011)
 Interceptions: 1 (3x, last Kentucky, 2010)

CAREER DEFENSIVE STATISTICS

| Year | UT-AT | TT | TFL | QBS | FF | FR | PD | INT |
|----------------|---------------|------------|-------------|------------|----------|----------|----------|----------|
| 2009 | 14-4 | 18 | 0.0 | 0.0 | 0 | 0 | 0 | 0 |
| 2010 | 36-21 | 57 | 2.5 | 1.5 | 0 | 0 | 3 | 3 |
| 2011 | 60-34 | 94 | 10.0 | 3.0 | 1 | 0 | 2 | 0 |
| Totals: | 110-59 | 169 | 12.5 | 4.5 | 1 | 0 | 5 | 3 |



JON BOSTIC

COACHES

PLAYERS

2011 RECAP

HISTORY

HONORS

GATORS IN THE NFL

ALL-TIME RESULTS

RECORD BOOK

ALL-TIME LETTERWINNERS

FLORIDA ATHLETICS



12

QUARTERBACK

Jacoby BRISSETT

6-3 • 229 • SO • 1L
West Palm Beach, Fla./William T. Dwyer

CAREER: A true sophomore who has seen action in eight games for Florida, completing 18-of-39 passes for 206 yards and two touchdowns.

2011: Started two games for Florida, taking on No. 1 LSU in Baton Rouge in his first career start, and then at No. 24 Auburn in back-to-back weeks... Became the first true freshman quarterback at Florida to take his first career snap as the starter... Joins Wayne Peace (1980), Donald Douglas (1989), Jesse Palmer (1997) and Chris Leak (2003) as true freshman quarterbacks who have started for Florida in school history... Made eight game appearances on the year... Completed 18-of-39 passes in 7 games for 206 yards, owning a 86.93 efficiency rating as a true freshman quarterback for the Gators... Totaled two rushing touchdowns in his freshman campaign... Played against LSU, Auburn, Georgia, Vanderbilt, South Carolina, Furman and FSU... Put points on the board when he threw a six-yard touchdown reception to Quinton Dunbar against FSU for the sole Florida touchdown of the game... Tallied the Gators' lone touchdown against the Gamecocks off a two-yard run, marking his second touchdown of the season... Threw his first career touchdown pass for 65 yards to Andre Debose vs. LSU... Totaled a personal-best 94 yards in the air against No. 1 LSU.

PRIOR TO FLORIDA: A four-star prospect by Rivals.com and Scout.com... The No. 75 overall prospect in the nation and the No. 3 quarterback... Participated in the 2011 U.S. Army All-American Bowl... Led Dwyer to a 12-2 record and the state 4A semifinals in 2010... Named to the 2010 All-Area Team by the Palm Beach Post... Chose Florida over many schools, including Miami, Washington, Wisconsin, Alabama, Florida State, LSU and Notre Dame... Coached by Jack Daniels.

BRISSETT'S CARRER HIGHS

Rushes: 5 (Florida State, 2011)
Rush Yds: 12 (Auburn, 2011)
Rush TDs: 1 (2x, last South Carolina, 2011)
Long Rush: 11 (Auburn, 2011)
Pass Attempts: 14 (LSU, 2011)
Pass Completions: 8 (LSU, 2011)
Passing Yards: 94 (LSU, 2011)
Passing TDS: 1 (2x, last Florida State, 2011)
Long Pass: 65 (LSU, 2011)
Interceptions: 2 (LSU, 2011)

CAREER PASSING STATISTICS

| Year | ATT | CMP | YDS | PCT | INT | TD | LG | EFF |
|----------------|-----------|-----------|------------|-------------|----------|----------|-----------|--------------|
| 2011 | 39 | 18 | 206 | 46.2 | 4 | 2 | 65 | 86.93 |
| Totals: | 39 | 18 | 206 | 46.2 | 4 | 2 | 65 | 86.93 |

CAREER RUSHING STATISTICS

| Year | NO | YDS | AVG | TD | LG |
|----------------|-----------|----------|------------|----------|-----------|
| 2011 | 13 | 7 | 0.5 | 2 | 11 |
| Totals: | 13 | 7 | 0.5 | 2 | 11 |



8

DEFENSIVE BACK

Jeremy BROWN

5-10 • 181 • RJR • 1L
Orlando, Fla./Boone

CAREER: Cornerback who enrolled at Florida in January of 2008 and made his Gator debut in 2010 after missing the first two seasons with chronic back issues... Granted an extra year of eligibility after missing three entire seasons due to injury.

2011: Suffered a knee injury in August and did not play.

2010: Appeared in 11 games, making 10 starts... Missed the last two games of the regular season due to a right hamstring injury after playing in the first 10 games, starting in nine of them (all but Miami University) before returning to the starting lineup in the Outback Bowl vs. Penn State... Tied for eighth in the SEC in passes defended (0.80 per game)... Started at corner and tallied a career-high three tackles in the 2011 Outback Bowl win against Penn State... Had two tackles vs. South Carolina... Registered a tackle for a four-yard loss in the road victory at Vanderbilt... Tallied one tackle in the overtime win against Georgia... Recorded one pass breakup and a tackle at home vs. LSU... Started against Alabama but did not record any stats... Recorded an interception for the second-straight week, taking it 52 yards for a touchdown in the win vs. Kentucky. Also recorded a pass breakup and a tackle in the victory... Picked off his second career interception, broke up two passes and had two tackles in the victory over Tennessee... Registered two tackles in the win over USF... Recorded two tackles and his first career interception against Miami University... Graded out as a Champion vs. Miami University.

2009: Sideline by back problems for the entire season.

2008: Suffered back problems in August and redshirted.

PRIOR TO FLORIDA: Helped lead Boone to the Florida Class 6A title game... First-team Class 6A all-state selection as a senior... Selected to participate in the Offense-Defense All-American Bowl... Hauled in an 80-yard touchdown reception in Boone's win over Apopka and picked off two passes against Sarasota... Intercepted eight passes during his senior year... Two-way standout as a junior, picking off seven passes while registering 13 receptions for 213 yards and six touchdowns... Member of the ESPN 150 class... Four-star prospect by Rivals.com... Chose Florida over Georgia, Auburn and LSU.

BROWN'S CAREER HIGHS

Tackles: 3 (Penn State, 2011 Outback Bowl)
QB Sacks: None
Fumble Recovery: None
Forced Fumbles: None
Interceptions: 1 (3x, last Kentucky, 2010)

CAREER DEFENSIVE STATISTICS

| Year | UT-AT | TT | TFL | QBS | FF | FR | PD | INT |
|----------------|-------------|-----------|------------|------------|----------|----------|----------|----------|
| 2010 | 11-4 | 15 | 1.0 | 0.0 | 0 | 0 | 5 | 3 |
| Totals: | 11-4 | 15 | 1.0 | 0.0 | 0 | 0 | 5 | 3 |



33

RUNNING BACK

Mack BROWN

5-11 • 210 • RSO • 1L
Lithonia, Ga./King

CAREER: A redshirt sophomore running back who has seen action in 14 games and has 65 career rushing yards on 16 attempts.

2011: Dressed for every game... Played in all but one game (Alabama) during the regular season... Ran for a career-high 36 yards on a career-high 10 carries in the victory over UAB... Recorded six yards on two carries at Kentucky... Assisted on one special teams tackle vs. Georgia... Contributed on the kickoff unit throughout the season.

2010: Dressed for all but one game (FSU) during the regular season, appearing in two, including time at running back and special teams... Saw playing time in the win over Kentucky, recording a tackle on special teams... Ran for 23 yards on his first three career carries (7.7 average) in the win vs. USF... Earned a redshirt after appearing in just two games.

PRIOR TO FLORIDA: Named a four-star prospect by both Scout.com and Rivals.com... Ranked No. 12 running back by Scout.com... Named to the Top 150 Dream Team by PrepStar Magazine... Rushed for over 1,700 yards and 20 touchdowns as a junior and a senior... Participated in the 2010 Under Armour All-American Game... Chose Florida over Alabama, Michigan, Oklahoma and Tennessee... Coached by Corey Jarvis.

BROWN'S CAREER HIGHS

Rushing Attempts: 10 (UAB, 2011)
Rushing Yards: 36 (UAB, 2011)
Rushing TDs: None
Longest Rush: 13 (USF, 2010)

CAREER RUSHING STATISTICS

| Year | NO | YDS | AVG | TDS | LG |
|----------------|-----------|-----------|------------|----------|-----------|
| 2010 | 3 | 23 | 7.7 | 0 | 13 |
| 2011 | 12 | 42 | 3.5 | 0 | 8 |
| Totals: | 15 | 65 | 4.3 | 0 | 13 |



88

TIGHT END

Clay BURTON

6-4 • 242 • SO • SQ
Venice, Fla./Venice Senior

CAREER: Has appeared in one game at tight end while at Florida.

2011: Appeared in one game as a true freshman, making his Florida debut against UAB at tight end... Was dressed for six games of the season: FAU, Tennessee, Alabama, LSU, Florida

State and for the 2012 TaxSlayer.com Gator Bowl... Enrolled at UF in January of 2011... Switched to tight end from defensive end during fall camp due to injuries at the position.

PRIOR TO FLORIDA: A three-star prospect rated the No. 35 linebacker according to Rivals.com... Ranked the No. 19 weakside defensive end in the country by Rivals.com... Finished his junior season with 80 tackles and 13 sacks... Participated in the Offense-Defense All-American Bowl... Chose Florida over LSU, Mississippi, Tennessee, Notre Dame and West Virginia among others... Coached by John Peacock.



Trey BURTON
6-3 • 227 • JR • 2L
Venice, Fla./Venice Senior



RUNNING BACK

CAREER: A versatile junior running back that has appeared in 26 games and started 18... Has totaled 474 yards and 14 touchdowns on 112 carries and 51 catches for 359 yards and two touchdowns in his career... Led Florida with 12 total touchdowns as a true freshman.

HONORS: Named to the 2010 SEC All-Freshman Team and named SEC Freshman Player of the Week twice during the 2010 season... Earned a place on the 2010 SEC Academic Honor Roll... Selected preseason 2011 All-SEC Third Team by both the SEC Coaches and the Media.

2011: Appeared in 13 games and started seven... Totaled 125 rushing yards and three rushing touchdowns on 37 carries and caught 19 passes for 149 yards and one touchdown... Completed four passes on six attempts for 16 yards, mostly out of the Wildcat formation... Carried the ball six times on his way to a season-high 46 rushing yards and one touchdown in a win over UAB... Joined teammate Chris Rainey as the only Gators to score a rushing and receiving touchdown in the same game when he carried the ball four times for three yards with one touchdown and caught four passes for 38 yards and one touchdown in a victory over Tennessee... Had six carries for 33 yards and one touchdown marking the third-consecutive game Burton had scored, the longest such streak of his career... Tallied seven yards on five carries and 14 yards on three catches against top-ranked LSU... Caught a season-high tying four passes for 23 yards, had two rushes for five yards and completed an eight yard pass at Auburn... Had three receptions for 41 yards along with 11 rushing yards on four attempts in the win against Vanderbilt... Added two special teams tackles, one each against Tennessee and LSU... Carried the ball four times for 23 yards in the Gator Bowl vs. OSU.

2010: Named to the 2010 SEC All-Freshman Team and named SEC Freshman Player of the Week twice during the 2010 season... Also earned a place on the 2010 SEC Academic Honor Roll... Saw action at QB, FB, TE, WR and on kickoff coverage... Started 11 games... Had a team-high 11 rushing touchdowns on 75 carries and gained 349 yards (4.7 avg.)... Led Florida with 12 total touchdowns and scored over a fourth of the team's TDs (12 out of 45)... Was one of only four true

freshmen to start in 2010... Led the nation in touchdowns scored in a single game with six against Kentucky... Tied for eighth in the SEC with 11 rushing touchdowns... Ranked second on the Gators with 32 receptions for 210 yards (6.6 avg.) and one TD... Was third on the team in rushing, with 75 rushes for 349 yards (4.7 avg.) and 11 TD... Ranked third in Florida history for total freshman touchdowns in a season (14: Jabar Gaffney; 13: Emmitt Smith) and second in Gator history for total freshman rushing touchdowns in a season (13: Emmitt Smith)... Recorded two rushes and two receptions for a combined 24 yards in the Outback Bowl against Penn State... Had nine carries for 31 yards and one reception for six yards against Florida State, while starting his first game at quarterback... Recorded eight rushes for 56 yards and a three-yard touchdown run, along with one reception for three yards against Appalachian State... Had three receptions for 29 yards against South Carolina, while also completing a career-long 15-yard pass to Jordan Reed... Had six carries for 30 yards against Vanderbilt... Scored two rushing touchdowns against Georgia, including a one-yard scamper in the first quarter to put the Gators up 21-7, and a career-high 51-yard breakaway run to put the Gators ahead, 31-24... Recorded career highs in carries (17) and rushing yards (110) against Georgia, while also contributing 35 receiving yards... Accounted for a career-high 145 all-purpose yards against the Bulldogs... Recorded then-career highs in rushing yards (43), longest rush (16), and tied his career high in receptions (five) against Mississippi State... Started at wide receiver against LSU and had nine rushes for a team-high 36 yards and a touchdown, and three receptions... Started at wide receiver against Alabama and had four receptions for 33 yards, including a career-long 21-yard reception, and four carries against Alabama... Started at tight end against Kentucky and scored six touchdowns (5 rushing, 1 receiving), setting a new Florida record and becoming only the fourth player in SEC history to score 36 or more points in a single game. Burton is tied for second in SEC history with points scored in a single game. The last player in conference history to score six touchdowns was Cadillac Williams in the Auburn vs. Mississippi State game in 2003. The previous UF freshman record was 24 points, set by DeShawn Wynn against Florida A&M in 2003... Completed first career passing attempt, a 42-yard completion to Omarius Hines... Scored on six of 10 touches against Kentucky... Started at wide receiver against Tennessee and scored a rushing touchdown in the fourth quarter... With a two-yard rush against Miami University, became the first true freshman quarterback to score on opening day since 2007, when Cam Newton had a four-yard rush against Western Kentucky... Scored on his first snap at quarterback.

PRIOR TO FLORIDA: Rated a three-star prospect by Rivals.com and the No. 18 dual-threat quarterback in the country... Led Venice to a 9-2 record as a senior... Passed for 1,876 yards with 18 touchdowns and only one interception and rushed for 821 yards with 22 touchdowns in 2009... Completed 80 of 133 pass attempts for 1,399 yards and 12 touchdowns, along with 919 rushing yards and 24 touchdowns as a junior... Was named to the 2008 FSWA 5A All-State First-Team and named the Team MVP and All-Area first-team... Followed that by earning FSWA 5A All-State First-Team honors again in 2009... Threw for 1,318 yards with 13 touchdowns and rushed for 708 yards and nine touchdowns in 2007 as a sophomore... Chose Florida over USF, West Virginia, Miami and FSU... Coached by John Peacock.

BURTON'S CAREER HIGHS

Rushing Attempts: 17 (Georgia, 2010)
Rushing Yards: 110 (Georgia, 2010)
Rushing TDs: 5 (Kentucky, 2010)
Longest Rush: 51 (Georgia, 2010)
Receptions: 5 (3x, last Georgia, 2010)
Receiving Yards: 41 (Vanderbilt, 2011)
Receiving TDs: 1 (2x, last Tennessee, 2011)
Longest Reception: 21 (Alabama, 2010)
Longest Pass: 15 (South Carolina, 2010)
All-Purpose Yards: 145 (Georgia, 2010)

CAREER RUSHING STATISTICS

| Year | NO | YDS | AVG | TD | LG |
|----------------|------------|------------|------------|-----------|-----------|
| 2010 | 75 | 349 | 4.7 | 11 | 51 |
| 2011 | 37 | 125 | 3.4 | 3 | 26 |
| Totals: | 112 | 474 | 4.2 | 14 | 51 |

CAREER RECEIVING STATISTICS

| Year | NO | YDS | AVG | TD | LG |
|----------------|-----------|------------|------------|----------|-----------|
| 2010 | 32 | 210 | 6.6 | 1 | 21 |
| 2011 | 19 | 149 | 7.8 | 1 | 16 |
| Totals: | 51 | 359 | 7.0 | 2 | 21 |

CAREER PASSING STATISTICS

| Year | ATT | CMP | YDS | PCT | INT | TD | LG | EFF |
|----------------|-----------|----------|-----------|-------------|----------|----------|-----------|--------------|
| 2010 | 6 | 4 | 83 | 66.6 | 1 | 0 | 42 | 149.53 |
| 2011 | 6 | 4 | 16 | 66.6 | 0 | 0 | 8 | 89.07 |
| Totals: | 12 | 8 | 99 | 66.6 | 1 | 0 | 42 | 119.3 |



Kyle CHRISTY
6-3 • 200 • 50 • 1L
Brownsburg, Ind./Brownsburg



PUNTER

CAREER: Sophomore punter who has averaged 40.9 yards on 30 punts in his career.

2011: The starting punter in the last seven games of the season... Finished the season with 30 punts for 1,227 yards (40.9 yards per punt), with 10 landing inside the 20-yard line... Landed two of his three punts inside the 20 in the TaxSlayer.com Gator Bowl vs. Ohio State... Had six punts with a long of 50 yards against FSU... Had four punts for 149 yards against South Carolina... In his debut at Auburn, had seven punts for 323 yards (46.1 avg.), including a long of 67 yards... Had four punts land inside the 20 against the Tigers.

PRIOR TO FLORIDA: Rated the No. 2 punter nationally according to Scout.com... Completed 31-of-37 PAT and 5-of-8 field goals with a long of 50 yards his junior year... Participated in the Offense-Defense All-American Bowl in 2010... Named AP All-State as a senior and 5A All-State Honorable Mention as a junior... Chose Florida over LSU... Coached by Brett Comer.

CAREER PUNTING STATISTICS

| Year | NO | YDS | AVG | LONG | TB | FC | I20 | BLK |
|----------------|-----------|-------------|-------------|-----------|----------|----------|-----------|----------|
| 2011 | 30 | 1227 | 40.9 | 67 | 2 | 8 | 10 | 0 |
| Totals: | 30 | 1227 | 40.9 | 67 | 2 | 8 | 10 | 0 |

COACHES

PLAYERS

2011 RECAP

HISTORY

HONORS

GATORS IN THE NFL

ALL-TIME RESULTS

RECORD BOOK

ALL-TIME LETTERWINNERS

FLORIDA ATHLETICS



Tim CLARK
5-10 • 201 • RJR • SQ
Wellborn, Fla./Branford

30

DEFENSIVE BACK

CAREER: A cornerback who enrolled at Florida in August of 2009 and walked on to the team in September of 2009 and has appeared in two career games...Awarded a scholarship for the 2011 season during training camp.

2011: A member of the UF scout team...Dressed for eight games...Named to the 2011 SEC Fall Honor Roll.

2010: Appeared in two games, while dressing in 10 games...Dressed for the FSU game and the 2011 Outback Bowl victory over Penn State but did not see game action...Made his home debut in the win over Appalachian State, seeing time on kickoff coverage in the second half and defense in the fourth quarter...Made his collegiate debut in the road win at Vanderbilt...Defensive Scout Team Player of the Week vs. Miami University.

2009: Member of the scout team...Did not see game action.

PRIOR TO FLORIDA: Played running back, quarterback, line-backer and punter at Branford High School...Was a three-year captain for the football team...2007 and 2008 Class 1B-2A First Team All-Area Selection...Second-team All-State Selection in 2007, first-team All-State Selection in 2008...Played three years of varsity basketball and five years of varsity track...Leading scorer for the Buccaneers basketball team in 2008...MVP of the track team in 2009...Class A District 4 Champion in 110 meter high hurdles and pole vault in 2009...Also named valedictorian of his senior class.



John CROFOOT
5-11 • 150 • RJR • 2L
Windermere, Fla./The First Academy

47

KICKER

CAREER: A redshirt sophomore kicker who enrolled at Florida in July of 2009 and walked on in August of 2009...Switched from long snapper to kicker in the spring of 2010...Served as UF's primary holder in 2011...With his first collegiate debut at Alabama, he became the fourth member of his family to play football at an SEC school, as Ike was a long snapper and holder at South Carolina from 2003-06, Chas was a snapper at Auburn in 2004-05 and Clayton was a holder at Auburn in 2008-09...Younger brother Kyle is currently on the Gators.

2011: Saw action in all 13 games as the holder on Gator field goals and extra points...A key to UF being 24-of-29 (82.8 percent) of field goals on the season and a perfect 33-for-33 on extra points.

2010: Saw first game action as a holder on both of Chas Henry's successful field goal attempts at Alabama and Georgia, including Henry's game-winning 37-yard field goal in overtime vs. the Bulldogs, and served as the holder for the final seven games.

2009: Did not see any action while playing long snapper.

PRIOR TO FLORIDA: Four-year football letterman at The First Academy under coach Leroy Kinard...Played quarterback and long snapper...Three-year starter and team captain for one year...Team won the 2007 and 2008 District Championship...Also lettered in basketball, tennis and track in high school.



Kyle CROFOOT
6-3 • 214 • RFR • SQ
Windermere, Fla./The First Academy

43

LONG SNAPPER

CAREER: Joined the team prior to the 2011 season...Older brother John is currently on the Gators.

2011: Did not see any game action for the Gators.

PRIOR TO FLORIDA: A four-year letterwinner at The First Academy under coach Leroy Kinard...Competed as an offensive tackle and long snapper for the Royals...Four older brothers have all played football at SEC schools; as John is currently the holder for the Gators, Ike was a long snapper and holder at South Carolina from 2003-06, Chas was a snapper at Auburn in 2004-05 and Clayton was a holder at Auburn in 2008-09...Also lettered in basketball in high school.



Andre DEBOSE
5-11 • 186 • RJR • 2L
Sanford, Fla./Seminoles

4

WIDE RECEIVER

CAREER: Redshirt junior wide receiver that has appeared in 22 games, starting five...Has 26 catches for 528 yards and four touchdowns along with 40 kick returns for 1,082 yards and a school-record three touchdowns in his career at UF.

2011: Saw action in 12 games and started four (Alabama, Vanderbilt, South Carolina, Florida State)...Led the Gators in receiving yards (432) and receiving touchdowns (4)...Had seven 20-plus yard receptions...His 27.0 yards per catch ranked as the highest in the SEC and third-highest in the nation among players with 10-plus catches...Had back-to-back games with 65-yard TD receptions against Alabama and LSU and added TD catches of 80 and 64 yards against Furman...Led UF in both kick returns with 19 and kick return yards with

495...Had three 50-plus yard kick returns including a 99-yard touchdown in the Gator Bowl vs. OSU to set the school record with three kick returns for touchdowns...Brought home Gator Bowl MVP honors after totaling 137 all-purpose yards and one touchdown...Had three receptions for 32 yards vs. FAU...Added two receptions for 32 yards and one 50-yard kick return vs. UAB...Caught two passes totaling 90 yards and one touchdown against Alabama, including a 65-yard touchdown...Caught one pass for a 65-yard touchdown and returned four kicks for 83 yards vs. LSU...Returned one kick for 63 yards and one reception for 14 yards vs. Georgia...Was awarded CFPA National Wide Receiver of the Week and set career-highs in receiving yards and receiving touchdowns when he snagged three catches for 151 yards and two touchdowns in the win over Furman...Attempted a pass that drew a pass interference call vs. in-state rivals FSU...Hauled in one catch for nine yards along with two kickoff returns for 128 yards and one touchdown vs. OSU in the Gator Bowl.

2010: Honored as a Freshman All-America by Sporting News and named to the 2010 SEC Coaches All-Freshman Team and Phil Steele All-SEC First Team...Named the nation's top kick returner by the College Football Performance Awards...Had 10 receptions for 96 yards (9.6 avg.)...Averaged a conference-high 29.7 yards per kickoff return (19 kickoff returns for 564 yards), including two for touchdowns, also good for sixth nationally...Led the team in all-purpose yards for two-straight weeks against Alabama and LSU...Had a team-high 125 all-purpose yards against Florida State, all from kickoff returns...Led the team in all-purpose yards (159) against South Carolina, including returning the opening kickoff 99 yards for a touchdown. The last time a Gator returned the opening kickoff for a touchdown was Bo Carroll against Arkansas in 1997...Led the nation as the only freshman in the country to account for two kickoffs for touchdowns (South Carolina, LSU)...Holds a first-place tie in UF history in kickoff return yards in a game with 159 kickoff return yards against South Carolina, equaling Tony Lomack vs. Kentucky in 1989...Scored first career touchdown against LSU, returning a kickoff 88 yards for a touchdown...Second UF freshman to return a kickoff for a touchdown (Bo Carroll vs. Arkansas, Oct. 4, 1997)...His kickoff return of 88 yards was the longest vs. LSU since at least 1996 and the third-longest return in the SEC this season...Became the second Gator player since 1996 (Brandon James) to have 154-or-more return yards in a game...Recorded two catches for 30 yards against Alabama, including a 26-yard reception in the third quarter...Made first career start against Kentucky, nabbing four receptions for 36 yards, all in the first half...Made collegiate debut against USF.

2009: Did not see any game action after undergoing a knee biceps femoris graft to address a lingering high school track injury.

PRIOR TO FLORIDA: Led Sanford to the Class 6A title over Miami-Northwestern by catching the game-winning touchdown in the final seconds...Accumulated more than 2,000 yards at wide receiver, running back and quarterback...Rushed for 1,332 yards on 117 carries and scored 12 touchdowns...As a part-time quarterback, he completed 25 of 44 pass attempts for 353 yards and four touchdowns...Returned 10 punts for 236 yards and 14 kicks for 497 yards...Caught 27 passes for 664 yards and six touchdowns...Ranked No. 30 nationally in the ESPN 150...Played in ESPN/Under Armour All-Star Game, catching a 90-yard TD pass...Named First-Team 2008 EA

Sports All-America Team... Named to the Orlando Sentinel's All-Southern Team... Ranked sixth out of 120 top recruits by Mobile's Press Register Super Southeast... Ranked second as a five-star wide receiver and the top receiver after a catch by Rivals.com... Finished his junior season with 712 yards and 11 touchdowns rushing; 204 yards and one touchdown passing; and had 18 catches for 270 yards receiving... State track champion as a member of Sanford Seminole Track & Field team... Posted four personal bests during the 2008 season: 10.68 in the 100-meter dash, 22.21 in the 200-meter dash, a 23' 2.5" long jump, and a triple jump length of 44' 7.25"... Coached by Mike Cullison... Selected Florida over Florida State, Georgia, LSU, Miami and Southern Cal.

DEBOSE'S CAREER HIGHS


Receptions: 4 (Kentucky, 2010)
 Receiving Yards: 151 (Furman, 2011)
 Receiving TDs: 2 (Furman, 2011)
 Longest Reception: 80 (Furman, 2011)
 Kick Returns: 5 (LSU, 2010)
 Kick Return Yardage: 159 (South Carolina, 2010)
 Longest Kick Return: 99 (2x, last Ohio State, 2012)
 Rushing Attempts: 1 (2x, last Vanderbilt, 2011)
 Rushing Yards: 9 (LSU, 2010)

CAREER RECEIVING STATISTICS

| Year | NO | YDS | AVG | TD | LG |
|----------------|-----------|------------|-------------|----------|-----------|
| 2010 | 10 | 96 | 9.6 | 0 | 26 |
| 2011 | 16 | 432 | 27.0 | 4 | 80 |
| Totals: | 26 | 528 | 20.3 | 4 | 80 |

CAREER KICKOFF RETURN STATISTICS

| Year | NO | YDS | AVG | TD | LG |
|----------------|-----------|--------------|-------------|----------|-----------|
| 2010 | 21 | 587 | 28.0 | 2 | 99 |
| 2011 | 19 | 495 | 26.1 | 1 | 99 |
| Totals: | 40 | 1,082 | 27.0 | 3 | 99 |



6
QUARTERBACK
 Jeff **DRISKEL**
 6-4 • 232 • 50 • 1L
 Oviedo, Fla./Hagerty

CAREER: A sophomore quarterback who has seen action in five games and completed 16-of-34 passes for 148 yards.

2011: Saw action in five games as a true freshman quarterback (FAU, UAB, Kentucky, Alabama and Auburn)... Completed 16-of-34 passes for 148 yards to own a 71.86 efficiency rating throughout his freshman campaign... Went 2-for-6 for 14 yards in the air against Alabama, and added a 31-yard run, the longest rush against the Crimson Tide in 2011... Played the entire second half at Auburn, throwing a personal-long 22 yard pass to Chris Rainey on the last drive of the game, attempting a personal-best 18 throws while completing a career-high nine tosses and totaling 75 yards in the air... Made his Gator debut in the season opener against FAU and SEC debut against Kentucky... Completed 4-of-6 passes for 42 yards in his first collegiate football game against the Owls for a 92.13 efficiency rating... Dressed for every game of the

season, including UF's victory in the TaxSlayer.com Gator Bowl against Ohio State... Enrolled at UF in January of 2011.

PRIOR TO FLORIDA: Maxwell Football Club National High School Player of the Year... Gatorade Florida Player of the Year... Rated the No. 1 quarterback nationally according to Scout.com and Rivals.com... Threw for a career 4,844 passing yards and 36 touchdowns and helped lead the Huskies to their first winning season in their fourth year as a varsity program... Had 1,819 yards and 15 touchdowns passing, 1,333 rushing yards with 20 touchdowns and caught two touchdown passes his senior year... Threw for 1,427 yards with 11 touchdowns and ran for 170 yards with five touchdowns his junior year... Participated in the Under Armour High School All-American Game in 2011... Chose Florida over Alabama, Auburn, LSU, Tennessee, Virginia Tech, Ole Miss and Clemson, among others... Coached by Nate Gierke.

DRISKEL'S CAREER HIGHS

Rushes: 6 (Alabama, 2011)
 Rush Yds: 18 (Alabama, 2011)
 Rush TDs: None
 Long Rush: 31 (Alabama, 2011)
 Pass Attempts: 18 (Auburn, 2011)
 Pass Completions: 9 (Auburn, 2011)
 Passing Yards: 75 (Auburn, 2011)
 Passing TDs: None
 Long Pass: 65 (LSU, 2011)
 Interceptions: 2 (LSU, 2011)

CAREER PASSING STATISTICS

| Year | ATT | CMP | YDS | PCT | INT | TD | LG | EFF |
|----------------|-----------|-----------|------------|-------------|----------|----------|-----------|--------------|
| 2011 | 34 | 16 | 148 | 47.1 | 2 | 0 | 22 | 71.86 |
| Totals: | 34 | 16 | 148 | 47.1 | 2 | 0 | 22 | 71.86 |

CAREER RUSHING STATISTICS

| Year | NO | YDS | AVG | TD | LG |
|----------------|-----------|-----------|------------|----------|-----------|
| 2011 | 16 | 18 | 1.1 | 0 | 31 |
| Totals: | 16 | 18 | 1.1 | 0 | 31 |



1
WIDE RECEIVER
 Quinton **DUNBAR**
 6-1 • 183 • RSO • 1L
 Miami, Fla./Booker T. Washington

CAREER: Redshirt sophomore wide receiver who has appeared in 13 games and has started five... Has recorded 14 receptions for 216 yards and two touchdowns.

2011: Appeared in 12 games while starting five (FAU, UAB, Tennessee, Furman, Ohio State)... Caught 14 passes for 216 yards and two touchdowns... Caught two passes for 24 yards in his first career start vs. FAU... Had a career-long 40-yard reception on the game's first offensive play against UAB and totaled two catches for 58 yards... Snagged one reception for 24 yards against Georgia... Scored his first career touchdown against Furman on a 29-yard reception and finished with two catches for 54 yards... Set a career-high in receptions against instate rival FSU, coming down with three passes for 40 yards

and his second career touchdown... Recorded the start and caught one pass for six yards against OSU in the Gator Bowl.

2010: Made collegiate debut against Miami University and also saw action on special teams against LSU... Earned a redshirt.

PRIOR TO FLORIDA: Rated a four-star prospect and the No. 24 wide receiver in the country by Rivals.com... Had over 500 yards receiving as a senior... Caught 39 passes for 703 yards and seven touchdowns during his junior season... Named All-Dade First Team wide receiver in 2008... Received FSWA 4A All-State Honorable Mention in 2008... Chose Florida over Miami, Michigan, Tennessee, Purdue, Rutgers and UCF... Coached by Earl Tillman.

DUNBAR'S CAREER HIGHS

Catches: 3 (Florida State, 2011)
 Receiving Yds: 58 (UAB, 2011)
 Receiving TDs: 1 (2x, last Florida State, 2011)
 Long Catch: 40 (UAB, 2011)

CAREER RECEIVING STATISTICS

| Year | NO | YDS | AVG | TD | LG |
|----------------|-----------|------------|-------------|----------|-----------|
| 2011 | 14 | 216 | 15.4 | 2 | 40 |
| Totals: | 14 | 216 | 15.4 | 2 | 40 |



2
DEFENSIVE LINE
 Dominique **EASLEY**
 6-2 • 286 • JR • 2L
 Staten Island, N.Y./Curtis

CAREER: Junior who started 12 games at defensive tackle in 2011 and saw action in six games as a true freshman... Has 41 career tackles, 7.5 TFL, 1.5 sacks and a blocked punt.

2011: Started all 12 regular-season games at defensive tackle, before tearing his ACL against FSU... Recorded a total of 37 tackles on the season, finishing tied for fifth on the team with 7.5 TFL, totaling 25 yards... Also had three QB hurries and blocked a punt... Preseason All-SEC Third Team (Media)... Missed the Gator Bowl due to torn ACL suffered against FSU... Had two tackles, assisting on a 5-yard sack, against Florida State... Notched three tackles and blocked his first career punt against Furman... Had four tackles at South Carolina... Recorded three tackles against Vanderbilt... Recorded his first career solo sack at Auburn, a 6-yarder, with three total tackles... Notched a career-high nine tackles at No. 1 LSU, with a 2-yard TFL... Recorded a then-career high four tackles against Alabama, including 1.5 TFL for four yards... Had two tackles, both for loss (3 yards) against Tennessee... Notched two tackles against UAB... Recorded three tackles, including one for a 4-yard loss, in his first career start against FAU.

2010: Teamed up for a tackle vs. Appalachian State... Had one tackle in Florida's victory over Georgia... Recorded one tackle in his first game as a Gator on opening day and teamed up for a tackle in Florida's game vs. Alabama.
 (continued on next page)

Easley (continued)

PRIOR TO FLORIDA: Ranked a five-star prospect and No. 2 defensive tackle in the country by both Scout.com and Rivals.com.

EASLEY'S CAREER HIGHS

Tackles: 9 (LSU, 2011)
 QB Sacks: 1 (Auburn, 2011)
 Forced Fumbles: None
 Interceptions: None
 Punt Blocks: 1 (Furman, 2011)

CAREER DEFENSIVE STATISTICS

| Year | UT-AT | TT | TFL | QBS | FF | FR | PD | BLK |
|----------------|--------------|-----------|------------|------------|----------|----------|----------|----------|
| 2010 | 1-3 | 4 | 0.0 | 0.0 | 0 | 0 | 0 | 0 |
| 2011 | 17-20 | 37 | 7.5 | 1.5 | 0 | 0 | 0 | 1 |
| Totals: | 18-23 | 41 | 7.5 | 1.5 | 0 | 0 | 0 | 1 |



22
DEFENSIVE BACK
Matt ELAM
 5-10 • 210 • JR • 2L
 Palm Beach Gardens, Fla./William T. Dwyer

CAREER: Appeared in 26 games (13 starts at safety) in his Gator career recording 100 tackles, 12.5 TFL, eight pass breakups, two interceptions and a pair of forced fumbles.

2011: One of five Gators to play in and start all 13 games in 2011... Finished the season as the team leader in TFL (11.0), pass breakups (seven) and forced fumbles (two)... Ranked second on the team with 78 tackles... Made six tackles, including two for loss, and a sack in UF's Gator Bowl win over Ohio State... Forced a fumble and registered eight tackles vs. Florida State... Registered his second-career sack at South Carolina... Had three TFL against Vanderbilt... Recorded an interception at Kentucky and vs. Tennessee... Forced a fumble against UAB... Made his first-career start against FAU, making four tackles.

2010: One of six true freshmen to play in all 13 games... A starter on kickoff coverage and kickoff returns all season... Recorded 22 tackles on the season, 16 of which were solo, and two TFL... One of the first defensive backs off the bench all season, playing primarily in the nickel spot... Registered three tackles in the home victory over Appalachian State... Tallied three tackles and a pass breakup in the win at Vanderbilt... Registered a quarterback hurry vs. LSU, which led to an interception by Jelani Jenkins... Recorded his first-career sack on the road at Alabama... Registered four tackles in the victory vs. Kentucky... Recorded the team's only fumble recovery in the win against Tennessee... Collected four tackles, while starting on the punt return squad, kick return squad, kickoff coverage team and field goal coverage team in the season opener against Miami University... Graded as a special mention Champion vs. Miami University.

PRIOR TO FLORIDA: A five-star prospect rated the No. 1 safety and the No. 10 overall prospect in the nation according to Scout.com... Played in the 2010 U.S. Army All-American

Bowl... Selected the Gatorade Player of the Year and named Mr. Football for the state of Florida in 2009... Selected to the 2009 EA Sports All-America first team as an all-purpose player... Named a 2010 Parade High School All-American and No. 12 on the Top 150 Dream Team by PrepStar Magazine... Rushed for 1,883 yards and 27 touchdowns as a senior, including 918 yards and 13 touchdowns as he led Dwyer to a 14-1 record and the 4A State Title... Rushed for 187 yards and four touchdowns in the 2009 state title game against Niceville... Selected the Palm Beach County Player of the Year in 2008 and was an FSWA first-team all-state selection... Racked up over 200 tackles, including 38 TFL and 15 sacks in his final two years at Dwyer... Also rushed for 435 yards with four touchdowns and had 758 receiving yards with nine touchdowns as a junior... Chose Florida over Florida State, Georgia, Miami, Tennessee and West Virginia... Coached by Jack Daniels, a UF alum.

ELAM'S CAREER HIGHS

Tackles: 12 (LSU, 2011)
 QB Sacks: 1 (3x, last Ohio State, 2012)
 Forced Fumbles: 1 (2x, last Florida State, 2011)
 Fumble Recovery: 1 (Tennessee, 2010)
 Interceptions: 1 (2x, last Kentucky, 2011)

CAREER DEFENSIVE STATISTICS

| Year | UT-AT | TT | TFL | QBS | FF | FR | PD | INT |
|----------------|--------------|------------|-------------|------------|----------|----------|----------|----------|
| 2010 | 16-6 | 22 | 1.5 | 1.0 | 0 | 1 | 1 | 0 |
| 2011 | 50-28 | 78 | 11.0 | 2.0 | 2 | 0 | 7 | 2 |
| Totals: | 66-34 | 100 | 12.5 | 3.0 | 2 | 1 | 8 | 2 |



9
DEFENSIVE BACK
Josh EVANS
 6-1 • 201 • SR • 3L
 Irvington, N.J./Irvington

CAREER: Senior defensive back who has appeared in 34 games (11 starts at safety) and recorded 71 tackles... Also competed with the UF track team during the spring indoor season in 2010.

2011: Saw action in all 13 games, making eight starts... Finished the season with 51 tackles, fifth-most on the team... Tallied five tackles, a sack and recovered a fumble in UF's Gator Bowl victory over Ohio State... Made a career-best and team-leading 11 tackles at South Carolina... Registered a TFL at Auburn... Grabbed his second-career interception against Tennessee.

2010: Appeared in all 13 games, starting the first three games of his career... Started on the kickoff return unit all season... Started the third game of his career and season in the 2011 Outback Bowl triumph against Penn State, collecting four tackles... Notched his first-career interception in the road win at Vanderbilt, returning it 36 yards... Registered two tackles against Alabama... Saw time on defense and special teams in the triumph vs. Kentucky, tallying three tackles... Made his second-career start in the win over USF, tallying one tackle... Made his first career start and collected two tackles

against Miami University... Graded as a Champion vs. Miami University.

2009: Totaled six tackles, including four solo, as a true freshman playing special teams and backing up at safety... Recorded one tackle in the Sugar Bowl win over Cincinnati... Had two tackles in the regular-season finale vs. FSU... Collected his first career tackle against Troy.

PRIOR TO FLORIDA: Rushed for 1,403 yards and 14 touchdowns and completed 123 of 190 pass attempts for 1,856 yards and 18 touchdowns in his career at Irvington... Also recorded 78 tackles and seven interceptions on defense during his senior year... Named the Star-Ledger Essex County Player of the Year and a was a first-team all-state selection as a senior... Led his high school track team to the Group 3 Track co-state championship title competing in hurdles, relay and high jump... Chose Florida over Oklahoma, Pittsburgh and Purdue... Coached by Darnell Grant.

EVANS' CAREER HIGHS

Tackles: 11 (South Carolina, 2011)
 QB Sacks: 1.0 (Ohio State, 2012)
 Forced Fumbles: None
 Fumble Recovery: 1 (Ohio State, 2012)
 Interceptions: 1 (2x, last Tennessee, 2011)

CAREER DEFENSIVE STATISTICS

| Year | UT-AT | TT | TFL | QBS | FF | FR | PD | INT |
|----------------|--------------|-----------|------------|------------|----------|----------|----------|----------|
| 2009 | 4-2 | 6 | 0.0 | 0.0 | 0 | 0 | 0 | 0 |
| 2010 | 10-4 | 14 | 0.0 | 0.0 | 0 | 0 | 0 | 1 |
| 2011 | 38-13 | 51 | 2.5 | 1.0 | 0 | 1 | 1 | 1 |
| Totals: | 52-19 | 71 | 2.5 | 1.0 | 0 | 1 | 1 | 2 |



39
PUNTER
Todd FENNELL
 6-1 • 176 • RFR • SQ
 Vero Beach, Fla./Vero Beach

CAREER: Walk-on joined the team prior to the 2011 season.

2011: Did not see game action for the Gators.

PRIOR TO FLORIDA: Also served as his team's quarterback in high school... Had 12 punts inside the 20 and eight punts inside the 10 during his senior season at Vero Beach... Averaged 39 yards on 30 punts, with an average hangtime of 4.05 seconds during 2010... First team all-area punter as a junior after taking over the punting duties a few games into the season.



JOSH EVANS



46

LONG SNAPPER

Drew FERRIS

6-1 • 214 • RSO • 1L
Carlsbad, Calif./San Diego Jewish Acad.

CAREER: Enrolled at UF in the summer of 2010. . . Served as the long snapper for every game in 2011.

2011: Made his Gator debut in the season opener against FAU. . . Served as the long snapper for both the field goal and punt teams for the entire season, playing in all 13 games.

2010: Did not see action in the 2010 season but dressed for Miami University, USF, Kentucky, LSU, Mississippi State, South Carolina, Appalachian State and Florida State.

PRIOR TO FLORIDA: Played defensive end, offensive tackle and middle linebacker. . . Was a 5-star rated long snapper and ranked 14th in the nation by Chris Rubio Long Snapping. . . Won Coaches Award for hardest worker in Fall 2008 and named to second-team All-Conference on offense and defense in the fall of 2009. . . Member of the varsity basketball team his junior and senior years and a member of the varsity baseball team his senior year. . . Named to San Diego Union Tribune All-Academic Team four times in high school.



73

DEFENSIVE LINE

Sharrif FLOYD

6-3 • 305 • JR • 2L
Philadelphia, Pa./George Washington

CAREER: Has played in 24 career games, making 13 starts. . . Has 69 career tackles, 13.0 TFL, 1.5 sacks, a pass breakup and a blocked field goal.

2011: Started the final 11 games of the season at defensive end. . . Tied for the team lead with four QB hurries. . . Totaled 46 tackles, 6.5 TFL, 1.5 sacks, a pass breakup and a blocked kick on the year. . . Athlon Sports Preseason All-SEC Second Team (DL). . . Registered his first career sack in the Gator Bowl, and followed it with an assisted sack on the very next play for a total loss of five yards. . . Recorded six tackles against Florida State. . . Notched four tackles against Furman, assisting on a 1-yard TFL. . . Had three tackles against both South Carolina and Vanderbilt, with a 1-yard TFL and his first career blocked field goal vs. Vanderbilt. . . One shy of the team lead with eight tackles vs. Georgia, including 2.0 TFL for four yards. . . Recorded a career-high 11 tackles at No. 1 LSU, assisting on a 1-yard TFL. . . Notched three tackles against Auburn, Alabama and Tennessee, with his first career pass breakup against UT.

2010: Named to the 2010 Coaches' Freshman All-SEC Team. . . Had 23 tackles, 13 assisted and 10 solo, with 6.5 for loss. . . Was one of seven true freshmen to make a start in 2010. . . Earned a starting spot and contributed two tackles, including one for loss, in the Gators' win over Penn State in the Outback Bowl. . . Was named Player of the Game in Florida's win over

Vanderbilt, with seven tackles, three tackles for a loss of 10 yards and one quarterback hurry. . . Recorded three tackles and one for loss vs. Appalachian State. . . Had two tackles in UF's win over Georgia. . . Recorded two tackles in the Gators' game vs. Alabama. . . Recorded his first-career start in Florida's win over Kentucky, recording two tackles and a 0.5 TFL for a loss of one yard. . . In his first game as a Gator in the season opener, he recorded three tackles and received a special mention from his coaches.

PRIOR TO FLORIDA: Ranked a five-star prospect and No. 1 defensive tackle in the country by Scout.com.

FLOYD'S CAREER HIGHS

Tackles: 11 (LSU, 2011)
QB Sacks: 1.5 (Ohio State, 2011)
Forced Fumbles: None
Interceptions: None
Blocked Field Goals: 1 (Vanderbilt, 2011)

CAREER DEFENSIVE STATISTICS

| Year | UT-AT | TT | TFL | QBS | FF | FR | PD | BLK |
|----------------|--------------|-----------|-------------|------------|----------|----------|----------|----------|
| 2010 | 10-13 | 23 | 6.5 | 0.0 | 0 | 0 | 0 | 0 |
| 2011 | 19-27 | 46 | 6.5 | 1.5 | 0 | 0 | 1 | 1 |
| Totals: | 29-40 | 69 | 13.0 | 1.5 | 0 | 0 | 1 | 1 |



76

OFFENSIVE LINE

Max GARCIA

6-4 • 290 • JR • TR
Norcross, Ga./Norcross/Maryland

CAREER: A transfer from Maryland who will have to sit during the 2012 season, but will have two years of eligibility remaining. . . Played in 14 games with the Terps, including starting all 12 games during his sophomore season.

2011 (at Maryland): One of only five Terps to play in and start all 12 games. . . Started every game at left tackle. . . Made his first career start in Maryland's victory over Miami.

2010 (at Maryland): Saw action in two games (vs. FSU and vs. ECU) as a reserve left tackle.

PREP: An explosive lineman with excellent quickness. . . An honorable mention Class 5A All-Georgia honoree as a senior. . . Ranked No. 58 on the SuperPrep Georgia 83. . . Rated as the 58th-best player in the state of Georgia by Rivals.com. . . Ranked No. 51 nationally among offensive tackles by Scout.com. . . Ranked No. 52 nationally among offensive tackles by Scouts, Inc. . . Competed in track (50-9 in shot; 120-6 in discus). . . Traveled to Australia in the summer of 2009 to compete in world track meet. . . Chose to attend Maryland out of high school while also considering Alabama, Vanderbilt, Clemson, Florida State, N.C. State and Wake Forest. . . Coached by Keith Maloof.



62

OFFENSIVE LINE

Cole GILLIAM

6-4 • 315 • RJR • SQ
Valrico, Fla./Durant

CAREER: Made his college debut against UAB, and saw action in his second career game against Furman...Walk-on that joined the team in the spring of 2009.

2011: Saw action in two games on the year against UAB and Furman...Dressed for FAU and for Florida's appearance in the TaxSlayer.com Gator Bowl vs. Ohio State.

2010: Dressed for four games, but did not see action for the Gators in his second season.

2009: Suited up for five games his freshman campaign...Did not play in game action his first season on campus.

PRIOR TO FLORIDA: Three-year football starter at Durant H.S. under coach Mike Gottman and played offensive tackle...Was a captain for two years...Had shoulder surgery following his senior season in high school...First team all-conference and first team all-county junior and senior years...Second team all-state his junior year.



23

RUNNING BACK

Mike GILLISLEE

5-11 • 201 • SR • 3L
DeLand, Fla./DeLand

CAREER: Senior running back who has appeared in 36 games...Has 145 attempts, 920 rushing yards (6.3 Avg.) and 10 rushing touchdowns in his career...Also has one six-yard receiving touchdown.

2011: Appeared in all but two games (Georgia, South Carolina)...Third on the team in rushing with 328 yards on 56 carries...Led the team in rushing average with 5.9 yards per rush...Led the squad in rushing vs. top-ranked LSU with nine carries for 56 yards...Found the end zone two times, including one on a career-long 60-yard rush vs. Kentucky...Contributed on the kickoff and kick return units throughout the season...Had one kick return for 19 yards vs. LSU...Rushed five times for 19 yards in the season opener vs. FAU...Carried the ball a career-high 11 times for 79 yards and a touchdown against UAB...Set a career-high with 84 rushing yards in a victory vs. Kentucky...Received three carries and ran for 16 yards at Auburn...Missed the game vs. Georgia with an injury...Contributed to the victory against Vanderbilt with nine carries for 39 yards...Sat out the game at South Carolina with an injury...Totaled 15 yards on two carries in a win vs. Furman...Received five carries and totaled 15 rushing yards in the Gator Bowl vs. OSU.

2010: Appeared in 12 games as a sophomore, only missing the game vs. Georgia in Jacksonville...Along with freshman teammate Trey Burton, scored on 16 of 43 (37.2 percent) carries inside the red zone, the best duo percentage in the SEC (min. 40 carries)...Was a gunner on punt and kickoff coverage and also second on the depth chart returning kickoffs...Ranked second on the team with seven rushing touchdowns and fifth with 325 yards rushing (5.8 avg.)...Rushed four times for 10 yards, including a one-yard touchdown run, in the 2011 Outback Bowl victory vs. Penn State...Ran for 56 yards on eight carries in the home win over Appalachian State...Tied a career high with two touchdowns in the win at Vanderbilt, rushing for 57 yards on nine carries...Ran for 33 yards on six carries at home against Mississippi State...Finished with 20 yards on six carries vs. LSU, including a five-yard touchdown run with 4:34 remaining in the fourth quarter that moved the Gators in front...Set career highs in receptions (3), receiving yards (17) and longest reception (13) against LSU...Ran for 32 yards on six carries in the win over Kentucky...Scored a career-high two touchdowns and finished with 27 yards on a career-high eight carries in the road victory against Tennessee...Totaled 29 yards on four carries, including his

first touchdown of the season, in the win vs. USF...Ran for 55 yards on six carries against Miami University in the season opener, including a 41-yard run...Also had a career-best and team-high 50-yard kickoff return.

2009: Played in 13 games for the Gators during his freshman campaign, only missing the matchup vs. Vanderbilt...Rushed 31 times for 267 yards (8.6 avg), one touchdown, and had a season-long 52-yard gain against Cincinnati in the Allstate Sugar Bowl victory...Led all UF rushers in the Sugar Bowl against the Bearcats, with five carries for a season-best 78 yards (15.6 avg)...Collected a tackle as a member of UF's special teams unit against Alabama in the 2009 SEC Championship Game...Had his second-best outing of the season against FSU in The Swamp, rushing six times for 44 yards to help UF to a 37-10 victory...Against Georgia in Jacksonville, had three carries for 57 yards, including a 49-yard rush...Gained 39 yards on six carries in the win at Kentucky...Scored the first receiving touchdown of his career as a Gator with a six-yard reception from John Brantley in the fourth quarter of UF's 56-6 win over Troy...Was Florida's fourth-leading rusher in the season-opener vs. Charleston Southern, where he had



MIKE GILLISLEE

six attempts for 41 yards and became the first freshman to score in 2009 with a seven-yard run in the fourth quarter.

PRIOR TO FLORIDA: Rushed for 1,149 yards on 227 carries for a 5.1-yard average...Ran for over 900 yards as a sophomore and over 1,200 yards as a junior...Carried 28 times for 200 yards (7.1 average) and scored the game-winning two-point conversion in DeLand's 29-28 win over Mandarin...Considered South Carolina, Auburn, Ole Miss, and Mississippi State, among others...Also played slot receiver at DeLand for Head Coach Kevin Pettis...Ranked the No. 7 running back by Rivals.com and was tabbed the No. 8 all-purpose back by the organization.

GILLISLEE'S CAREER HIGHS

- Rushing Attempts: 11 (UAB, 2011)
- Rushing Yards: 84 (Kentucky, 2011)
- Rushing TDs: 2 (2x, last Vanderbilt, 2010)
- Longest Rush: 60 (Kentucky, 2011)
- Receptions: 3 (LSU, 2010)
- Receiving Yards: 17 (LSU, 2010)
- Receiving TDs: 1 (Troy, 2009)
- Longest Reception: 13 (LSU, 2010)
- Kickoff Returns: 2 (2x, last Alabama, 2010)
- Kickoff Return Yards: 65 (Miami University, 2010)
- Longest Kickoff Return: 50 (Miami University, 2010)

CAREER RUSHING STATISTICS

| Year | NO | YDS | AVG | TDS | LG |
|----------------|------------|------------|------------|-----------|-----------|
| 2009 | 31 | 267 | 8.6 | 1 | 52 |
| 2010 | 58 | 328 | 5.6 | 7 | 43 |
| 2011 | 56 | 328 | 5.9 | 2 | 60 |
| Totals: | 145 | 930 | 6.3 | 10 | 60 |

CAREER RECEIVING STATISTICS

| Year | NO | YDS | AVG | TDS | LG |
|----------------|----------|-----------|------------|----------|-----------|
| 2009 | 1 | 6 | 6.0 | 1 | 6 |
| 2010 | 6 | 17 | 2.8 | 0 | 13 |
| 2011 | 0 | 0 | 0.0 | 0 | 0 |
| Totals: | 7 | 23 | 3.3 | 1 | 13 |

CAREER KICKOFF RETURN STATS

| Year | NO | YDS | AVG | TDS | LG |
|----------------|----------|------------|-------------|----------|-----------|
| 2010 | 6 | 148 | 24.7 | 0 | 50 |
| 2011 | 1 | 19 | 19.0 | 0 | 19 |
| Totals: | 7 | 167 | 23.9 | 0 | 50 |



21

DEFENSIVE BACK

Jabari GORMAN
5-9 • 183 • SO • 1L
Miami, Fla./Monsignor Pace

CAREER: Has appeared in 13 games for the Gators, making eight tackles.

2011: Saw action in all 13 games, playing mostly on special teams and as a reserve safety...Finished the season with eight tackles, including three on special teams...Tallied a season-best three tackles vs. Kentucky...Made a pair of solo tackles in each of his first two games as a Gator, vs. UAB and FAU.

PRIOR TO FLORIDA: A four-star recruit, ranked the No. 10 safety in the nation by Rivals.com...Rated No. 86 on the ESPN-150 list...Ranked in the Rivals250 national list...Helped lead Monsignor Pace into the Class 2B regional final before suffering its only loss of the season (10-1)...Competed in the 2011 Under Armour All-American Game...A second-team all-state defensive back in the 2B classification...Also played running back in high school...Chose Florida over many schools, including Florida State, Ohio State, Michigan, LSU and Alabama...Coached by Alvin Slaughter.

GORMAN'S CAREER HIGHS

Tackles: 3 (Kentucky, 2011)

CAREER DEFENSIVE STATISTICS

| Year | UT-AT | TT | TFL | QBS | FF | FR | PD | INT |
|----------------|------------|----------|------------|------------|----------|----------|----------|----------|
| 2011 | 7-1 | 8 | 0.0 | 0.0 | 1 | 0 | 0 | 0 |
| Totals: | 7-1 | 8 | 0.0 | 0.0 | 1 | 0 | 0 | 0 |



75

OFFENSIVE LINE

Chaz GREEN
6-5 • 300 • RSO • 1L
Tampa, Fla./Tampa Catholic

CAREER: Redshirt sophomore offensive tackle that has started and appeared in nine games throughout his career as a Gator...Selected as a 2011 Freshman All-American.

2011: Named a 2011 Freshman All-American...Started and appeared in nine games on the season...Played against FAU, UAB, Tennessee, Kentucky, Alabama, LSU, Auburn, FSU and in the Gators 24-17 victory over Ohio State in the TaxSlayer.com Gator Bowl...Missed matchups between Georgia, Vanderbilt, South Carolina and Furman due to injury...Earned his first career start against FAU, lining up at right tackle.

2010: Dressed for 12 games but did not play and redshirted.

PRIOR TO FLORIDA: A four-star prospect who was rated the No. 6 offensive lineman in the nation according to Rivals.com

... Played in the 2010 Under Armour All-America Game ... Named to the Top 150 Dream Team by PrepStar Magazine ... Led Tampa Catholic to 2009 Florida 2B Runner-Up finish and an 11-2 record ... Helped pave the way for a team that rushed for over 3,000 yards in 2009 ... Named FSWA 2A all-state second-team in 2008 as a junior ... Chose Florida over Georgia, Ohio State, Tennessee and USC ... Coached by Bob Henriquez.



67

OFFENSIVE LINE

Jon HALAPIO
6-3 • 325 • RJR • 2L
St. Petersburg, Fla./St. Petersburg Catholic

CAREER: Has played in 28 games during his career as a Gator and earned 20 starts.

HONORS: Named to the 2010 Sporting News All-Freshman Team.

2011: A key unit to Florida's offensive line, as he started every game of the 2011 season at right guard...Only member of the Gators' offensive line to start every game at the same position on the year...Owns the most consecutive career starts on Florida's offense (14).

2010: Played in 12 games for the Gators, starting at right guard in seven games...Was sidelined for the Mississippi State game with an injury...Had his fifth-career start vs. South Carolina...Started at right guard in the Gators' game vs. LSU and Vanderbilt for his third and fourth starts in 2010...Graded out a Champion in Florida's games vs. Kentucky and Georgia...Made his first-career start in the season opener at right guard and started in UF's victory over USF.

2009: Played in three games his freshman season for the Gators, including Charleston Southern, Troy and in the SEC match-up with Kentucky in Lexington...Played the entire last series vs. the Wildcats on the road as UF topped UK, 41-7...Was one of nine true freshmen to see their first game action in the victory over Charleston Southern in the season opener...Also dressed for the 2009 SEC Championship and the 2010 All-state Sugar Bowl victory over Cincinnati...Received a medical redshirt.

PRIOR TO FLORIDA: Played all five positions on the offensive line...Named First-Team All-Pinellas County as a senior as was referred to "an immovable object on the line" by the St. Petersburg Times...Also played on defensive line for St. Petersburg Catholic...Played in the Pinellas County All-Star Game...Aims to lower his 40-yard dash time from 5.1 to 4.9 before he arrives in Gainesville...Has a vertical jump of 26-1/2 inches...Bench presses 340 pounds and squats 515 pounds...Was named the Offensive Lineman Most Valuable Player at the Gainesville NIKE Camp...Has a 3.0 GPA...Chose to play for the Gators over Colorado and Notre Dame...Coached by Tod Creneti.



85

WIDE RECEIVER

Frankie HAMMOND, Jr.
6-1 • 185 • RSR • 3L
Hollywood, Fla./Hallandale

CAREER: Redshirt senior wide receiver who has appeared in 35 games while starting 11...Has 41 catches for 514 yards and three touchdowns...Also competes as a high jumper with the UF track team during the spring season.

2011: Appeared in all 13 games while starting four (Kentucky, Auburn, Georgia, South Carolina)...Caught 15 passes for 181 yards...Had 10 10-plus yard receptions...10 of his 14 receptions resulted in a first down...Contributed 10 special teams tackles on the season...Snagged two passes for 27 yards and returned two punts for five yards in the season opener vs. FAU...Caught three passes for a season-best 42 yards at Kentucky...Pulled in a season-best four receptions for 40 yards at Auburn...Tallied 32 yards on two catches in a win over Vanderbilt...Caught one pass for eight yards in the victory over OSU in the Gator Bowl.

2010: Appeared in 11 games...Fifth on the team with 22 catches for 276 yards (12.5 avg.) and two touchdowns...Named to the 2010 SEC Academic Honor Roll...Had 16 catches over the final six games for 241 yards...Had two receptions for six yards against Penn State in the Outback Bowl...Had two receptions for 25 yards against Appalachian State, both for a first down...Recorded three receptions for 37 yards against South Carolina, two of which were for first downs...Had three receptions for 49 yards and a career-long 39-yard reception for a touchdown against Vanderbilt...Recorded three receptions for 46 yards against Georgia...Led the Gators in receiving yards against Mississippi State with five catches for 69 yards, both career highs...Had more catches



FRANKIE HAMMOND, JR.

against Mississippi State (five) than he did in the entire 2009 season (four)...Caught the 2-point conversion to give Florida a 29-26 lead against LSU...Had two receptions for 28 yards at Alabama, both in the second half...Made first career start against Kentucky and recorded two solo tackles on special teams...Caught a seven-yard touchdown pass in his first action of the 2010 season against Tennessee, that snapped a 10-10 tie late in the third quarter.

2009: Finished his redshirt freshman campaign with four catches for 57 yards (14.2 avg.) and one touchdown while also returning three punts for 23 yards and one kickoff for 16 yards...Appeared in 11 games for the Gators...Collected six tackles as a member of the kickoff unit in 2009, including four in the Gators' Sugar Bowl win over Cincinnati...Tallied his first career kick return for 23 yards vs. Florida State...Set season marks in receptions (two), receiving yards (38) and longest reception (31) and scored the first TD of his career off a John Brantley pass on fourth and 11 in the final quarter against FIU...Made his first appearance for the Gators in the win over Charleston Southern, tallying one reception for 13 yards, while also seeing action on punt return.

2008: Dressed in five contests for the Gators but did not see any game action...Earned a redshirt.

PRIOR TO FLORIDA: Third-team Class 4A all-state selection as a senior...Ended his senior season with 47 receptions for 898 yards and 10 touchdowns...Averaged almost 20 yards per catch (19.1)...Returned two punts for touchdowns...Hauled in seven catches for 95 yards during his junior year...Also was a long-jumper for the Hallandale track and field team with a personal-best jump of 6-10...Competed at the fifth IAAF World Youth Championships in Ostrava, Czech Republic in July and entered at the AAU Junior Olympics in Knoxville, Tenn...Jumped 2.08 meters in the high jump to claim top honors at the AAU Junior Olympics...Four-star prospect by Rivals.com...Rated the 26th-best wideout on Rivals.com...Three-star recruit on Scout.com...Coached by Dameon Jones.

HAMMOND'S CAREER HIGHS

- Receptions: 5 (Mississippi State, 2010)
- Receiving Yards: 65 (Mississippi State, 2010)
- Receiving TDs: 1 (3x, last Vanderbilt, 2010)
- Longest Reception: 39 (Vanderbilt, 2010)
- Punt Returns: 2 (2x, last Florida Atlantic, 2011)
- Punt Return Yardage: 16 (Charleston Southern, 2009)
- Longest Punt Return: 16 (Charleston Southern, 2009)
- Kick Returns: 1 (Florida State, 2009)
- Kick Return Yardage: 23 (Florida State, 2009)
- Longest Kick Return: 23 (Florida State, 2009)

CAREER RECEIVING STATISTICS

| Year | NO | YDS | AVG | TDS | LG |
|----------------|-----------|------------|-------------|----------|-----------|
| 2009 | 4 | 57 | 14.2 | 1 | 31 |
| 2010 | 22 | 276 | 12.5 | 2 | 39 |
| 2011 | 15 | 181 | 12.1 | 0 | 25 |
| Totals: | 41 | 514 | 12.5 | 3 | 39 |

CAREER PUNT RETURN STATS

| Year | NO | YDS | AVG | TDS | LG |
|----------------|----------|-----------|------------|----------|-----------|
| 2009 | 3 | 16 | 5.3 | 0 | 16 |
| 2010 | 2 | 0 | 0.0 | 0 | 0 |
| 2011 | 2 | 5 | 2.5 | 0 | 6 |
| Totals: | 7 | 21 | 3.0 | 0 | 16 |



72

OFFENSIVE LINE

Jonotthan HARRISON
6-3 • 309 • RJR • 2L
Groveland, Fla./South Lake

CAREER: Has appeared in all 26 games, with 14 starts, in his career at Florida.

2011: Lined up at both center and left guard throughout the season for the Florida Gators...Started at center against FAU, UAB, Tennessee, Kentucky, Alabama, LSU, Auburn, Georgia, Vanderbilt, Furman, Florida State and Ohio State in the 2012 TaxSlayer.com Gator Bowl; and left guard against South Carolina...Started every game of the year as a member of the Florida offensive line...Received the Scrap Iron award following the Tennessee game.

2010: Played in all 13 of Florida's games...Made his starting debut at left guard against Penn State in the Outback Bowl...Graded out a Champion in Florida's win over Vanderbilt...Was a part of Florida's special teams on the field goal unit and saw limited action throughout the season at left guard.

2009: A 2009 Fall SEC Academic Honor Roll selection with a 3.0 GPA in Social and Behavioral Sciences...Dressed for nine of UF's 14 games the 2009 season, but did not see game action and earned a redshirt.

PRIOR TO FLORIDA: Participated in Offense/Defense All-American Bowl...Was selected as the Offense/Defense All-American Bowl Offensive Lineman of the Year...High school teammate of former Gator football player Jeff Demps...Versatile lineman that can play any of the five positions...Selected to the Orlando Sentinel's All-Central Florida First Team...Rated as a Four-Star offensive guard prospect by Rivals.com...Chose Florida over USF and UCF...Coached by Walter Banks...Selected as the team's MVP and the Offensive Player of the Year.



20

RUNNING BACK

Omarius HINES
6-2 • 223 • RSR • 3L
Corsicana, Texas/Corsicana

CAREER: Has appeared in 37 career games with eight total starts...Has 41 career receptions for 559 yards and two touchdowns...Has 164 rushing yards on 13 carries (12.6 avg.) and two touchdowns.

2011: Appeared in all but one game on the season, missing the season opener against FAU...Tallied his ninth career start against Alabama...Totaled seven receptions on the year for 106 total yards...Against Kentucky, had one rush for 12 yards and one reception for 11 yards to total 23 yards of total offense...Had one catch for 39 yards against Vanderbilt for a

game-long catch...Recorded three catches against in-state foe FSU for 15 yards...In Florida's 24-17 victory over Ohio State, led the team in receiving yards for the second time on the season (Vanderbilt) when he recorded two catches for 40 yards in the 2012 TaxSlayer.com Gator Bowl

2010: Appeared in all 13 games and started seven...Sixth on the team with 20 receptions, good for 281 yards and a 14.1-yard average...Gained 152 yards on the ground on 12 carries for a 12.7-yard average and scored twice...Had at least one reception in 10 of 13 games...Opened the scoring for the Gators with a 16-yard touchdown on an end-around in the second quarter against Penn State...Recorded two receptions for 27 yards in the Outback Bowl, including a 21-yard...Had one reception for 37 yards against Appalachian State...Had three receptions for 38 yards, with a long of 22 against South Carolina...Tied his career high in receptions (four) against Georgia, and totaled 50 yards against the Bulldogs...Led the team in rushing for the first time in his career against Mississippi State, with six rushes for 58 yards and a touchdown, including a 31-yard rush in the fourth quarter...Rushing touchdown against Mississippi State was the first rushing touchdown of his career and third career score...Had one rushing attempt, for 19 yards, and one reception for a total of 23 yards in the loss to Alabama...Recorded two catches for 55 yards against Kentucky, including a 42-yard reception thrown by Trey Burton...Recorded two catches for 15 yards against Tennessee and executed a fake punt that yielded 36 yards on a 4th-and-6 in the third quarter...Recorded his first career start against USF and had two catches for six yards...Scored his second-career touchdown and Florida's first of the 2010 season against Miami University in the season opener on a 10-yard pass from John Brantley.

2009: Finished sixth on the team in receptions (14) and receiving yards (172)...Had one catch for four yards vs. Alabama in the SEC Championship Game...Had four catches for 50 yards and scored the first touchdown of his career on a 20-yard pass from John Brantley against FIU...Notched two receptions for 20 yards at South Carolina and made two special teams' tackles...Tied for second among receivers with a career-high four catches for 67 yards, including a personal-

best 25-yard reception, in the Gators' win over Troy...Tallied three receptions for 31 yards in his first-career appearance for Florida in the win over Charleston Southern.

2008: Dressed in four contests for the Gators, but did not see any game action...Earned a redshirt.

PRIOR TO FLORIDA: Honorable mention Texas Class 4A all-state selection...Compiled over 1,000 all-purpose yards rushing and receiving as a senior...Registered 824 yards on 38 receptions, averaging over 21 yards per catch, and had 13 touchdowns...Also rushed for 330 yards and six touchdowns...Caught 62 passes for 1,280 yards and 23 touchdowns as a junior...Earned first-team all-state and first-team all-district honors as a junior...Four-star prospect by Rivals.com...Ranked the No. 21 wideout in the country according to Rivals.com...Also played basketball and ran cross-country for Coriscana...Coached by Dave Henigan.

HINES' CAREER HIGHS

- Receptions: 4 (3x, last Georgia, 2010)
- Receiving Yards: 67 (Troy, 2009)
- Receiving TDs: 1 (2x, last Miami University, 2010)
- Longest Reception: 42 (Kentucky, 2010)
- Rushing Attempts: 6 (Mississippi State, 2010)
- Rushing Yards: 58 (Mississippi State, 2010)
- Rushing TDs: 1 (2x, last Penn State, 2011 Outback Bowl)
- Longest Rush: 36 (Tennessee, 2010)

CAREER RECEIVING STATISTICS

| Year | NO | YDS | AVG | TDS | LG |
|----------------|-----------|------------|-------------|----------|-----------|
| 2009 | 14 | 172 | 12.3 | 1 | 25 |
| 2010 | 20 | 281 | 14.1 | 1 | 42 |
| 2011 | 7 | 106 | 15.1 | 0 | 39 |
| Totals: | 41 | 559 | 13.6 | 2 | 42 |

CAREER RUSHING STATISTICS

| Year | NO | YDS | AVG | TDS | LG |
|----------------|-----------|------------|-------------|----------|-----------|
| 2009 | 0 | 0 | 0.0 | 0 | 0 |
| 2010 | 12 | 152 | 12.7 | 2 | 36 |
| 2011 | 1 | 12 | 12.0 | 0 | 12 |
| Totals: | 13 | 164 | 12.6 | 2 | 36 |



90

DEFENSIVE LINE

Evan HOLMES

6-2 • 222 • RFR • SQ
St. Petersburg, Fla./Lakewood

CAREER: Joined the team prior to the 2011 season.

2011: Did not see any game action in 2011...Named the Co-Offensive Scout Team Player of the Week after FAU.

PRIOR TO FLORIDA: A four-year letterwinner at Lakewood High School, where he was coached by Cory Moore...Also competed for the Spartans' basketball and track and field teams.



99

DEFENSIVE LINE

Omar HUNTER

6-1 • 314 • RSR • 3L
Buford, Ga./Buford

CAREER: Has seen action in 43 games during his career as a Gator, starting 18 of those contests...Collected 71 tackles, 35 solo and 36 assisted, 7.0 TFL, a sack, a pass breakup, a forced fumble, a fumble recovery and a blocked field goal.

HONORS: Named to the 2009 SEC All-Freshman team (DL) by vote of the league's head coaches...Also a 2009 CollegeFootballNews.com Second-Team Freshman All-American.

2011: Played in all 13 games of 2011, making one start...Totaled 31 tackles, 2.5 for loss, a sack, a forced fumble and a fumble recovery...Made his first start of the season against Ohio State in the Gator Bowl, recorded five tackles and his first career forced fumble...Registered a tackle against Florida State...Notched two tackles against Furman...Had four tackles at South Carolina...Registered a solo tackle against Vanderbilt...Had three tackles, including his first career sack, against Georgia...Notched a season-best five tackles at Auburn...Recorded four assisted tackles, including one for a loss, at LSU...Notched two tackles against Alabama...Against Kentucky, notched four tackles, one for a loss, and recovered his first career fumble.

2010: Appeared in 13 games, starting six (Miami University, Tennessee, Alabama, Georgia, Florida State and Penn State)...Had 23 tackles on the season...Also contributed to Florida's special teams on the punt and kick return units...Contributed two tackles, including one for loss, in Florida's win over Penn State in the Outback Bowl...Recorded four tackles, including one for loss vs. Florida State...Contributed two tackles in Florida's defeat of Vanderbilt...Recorded four tackles in the Gators' game vs. Mississippi State...Started and recorded a tackle in the Gators' game vs. Alabama...Had three tackles and one pass breakup and graded out a Champion vs. (continued on next page)



OMARIUS HINES



OMAR HUNTER

Hunter (continued)

Kentucky. Also blocked Florida's first kick of the season on a field-goal attempt in the fourth quarter... Started in Florida's victory over Tennessee.

2009: Played in all 14 games for Florida during his redshirt freshman campaign and started all but three games (11)... Recorded his first statistics as a Gator, with 17 total tackles (eight solo, nine assisted) and two TFL... Contributed to the Florida defensive efforts as the Gators routed Cincinnati, 51-24, in the 2010 Allstate Sugar Bowl... Had two tackles for the Gators against Alabama in the SEC Championship Game... Collected three tackles in UF's victory over FIU in Gainesville... Notched the start at DT in the 41-17 victory over Georgia in Jacksonville, collecting two tackles... Grabbed two tackles in UF's winning efforts over Mississippi State on the road, giving him eight total tackles combined between MSU and Arkansas... Had a career-best day in the win over the Razorbacks on Homecoming, collecting six tackles, including 2.0 TFL... Secured the start at defensive tackle against Tennessee, and recorded the first tackle of his career as a Gator... Played in UF's game against Charleston Southern and secured one of the starting defensive tackle positions, the first of his career donning the Orange and Blue.

2008: Dressed for eight of UF's games during the season and saw action in three, against Hawaii, Miami and Ole Miss, but did not record any statistics... Earned a redshirt.

PRIOR TO FLORIDA: Parade All-American... EA Sports All-American... First-team Class AA all-state selection as a senior... Played in the Under Armour High School All-American Game... Ranked as the strongest player in the Under Armour All-Star Awards... Helped lead Buford to an undefeated season and a state title his senior year... Georgia Sports Writers' Association Class AA choice... Registered 93 tackles and seven sacks as a senior... Had 85 tackles, six sacks, a fumble recovery and 13 tackles for a loss as a junior... No. 37 in the ESPN 150 and ranked as the No. 2 defensive tackle in the position rankings... Rivals.com five-star recruit and No. 2 defensive tackle nationally... Received five-star billing and rated the second-best defensive tackle in the nation by Scout.com... Coached by Jess Simpson.

HUNTER'S CAREER HIGHS

Tackles: 6 (Arkansas, 2009)
 QB Sacks: 1 (Georgia, 2011)
 Forced Fumbles: 1 (Ohio State, 2011)
 Interceptions: None
 Blocked Field Goals: 1 (Kentucky, 2010)

CAREER DEFENSIVE STATISTICS

| Year | UT-AT | TT | TFL | QBS | FF | FR | PD | BLK |
|----------------|--------------|-----------|------------|------------|----------|----------|----------|----------|
| 2009 | 8-9 | 17 | 2.0 | 0.0 | 0 | 0 | 0 | 0 |
| 2010 | 9-14 | 23 | 2.5 | 0.0 | 0 | 0 | 1 | 1 |
| 2011 | 18-13 | 31 | 2.5 | 1.0 | 1 | 1 | 0 | 0 |
| Totals: | 35-36 | 71 | 7.0 | 1.0 | 1 | 1 | 1 | 1 |



3

LINEBACKER

Jelani **JENKINS**

6-0 • 233 • RJR • 2L
 Olney, Md./Our Lady Good Counsel

CAREER: Appeared in 27 games, including 23 starts, and has recorded 153 tackles, 90 solo and 11.5 for loss, 4.0 sacks, seven pass breakups, two interceptions, a forced fumble and a fumble recovery.

HONORS: Selected to the 2010 SEC All-Freshman Team... Named Fourth Team All-SEC in Phil Steele's 2010 Postseason Awards... Also earned a place on the 2010 SEC Academic Honor Roll.

2011: Started 12 games at weakside linebacker, missing the Vanderbilt game due to injury... Finished the season third on the team in tackles (75) and second in breakups (6), adding 6.0 TFL (37 yards), 2.0 sacks (20 yards), three QB hurries, a forced fumble and a 75-yard interception return for a touchdown... Phil Steele's Preseason All-SEC Second Team (LB)... Athlon Sports Preseason All-SEC Second Team (LB)... SEC Coaches Preseason All-SEC Third Team (LB)... Butkus Award Watch List (LB)... Led the team in tackles three times (FAU, Alabama, Florida State)... Recorded four tackles against Ohio State in the Gator Bowl... Tied his career high with a team-leading 11 tackles against Florida State, notching 2.0 tackles for a team-season-best loss of 21 yards including an 11-yard sack... Recorded 10 tackles against Furman, forced a fumble, and returned his first interception of the season 75 yards for a touchdown... Had four tackles and a pass breakup at South Carolina... Notched five tackles, one for a 2-yard loss, against Georgia... Registered seven tackles at Auburn, with a 2-yard TFL and a pass breakup... Recorded eight tackles at LSU... Notched a team-best nine tackles, one TFL, against Alabama... Had four tackles at Kentucky... Registered six tackles, including a 9-yard sack, a two pass breakups against Tennessee... Recorded two tackles and a pass breakup against UAB... Led the team with five tackles and added a pass breakup in the season opener against FAU.

2010: Appeared in all 13 games, starting 11 (all but Tennessee and Alabama) at middle or weakside linebacker... Selected to the Freshman All-SEC Team... Named Fourth Team All-SEC in Phil Steele's Postseason Awards... Also earned a place on the 2010 SEC Academic Honor Roll... His 76 tackles on the season ranked second on UF's defense and was the most among SEC freshmen and 21st overall in the SEC... His 51 tackles in SEC games ranked second on the Gators... Had at least six tackles in eight of Florida's 13 games and at least eight tackles four times... Started six games at weakside linebacker and five games at middle linebacker... Credited with three tackles and a TFL vs. Penn State in the 2011 Outback Bowl... Paced the Gators at Florida State with nine tackles... Came up with four tackles in the victory over Appalachian State... Recorded a career-high 11 tackles and added one sack and two TFL vs. South Carolina which marked the first double-digit tackle game of his career... Graded out a Champion at Vanderbilt as he led the Gators with eight tackles... Graded out as a Champion for his play vs. Georgia... Had four tackles (three solo) vs. Georgia and recorded the first pass break-up of his career, along with

scooping up an Aaron Murray fumble and returning it 10 yards to set up Florida's second touchdown of the game... Tipped pass by UGA's Aaron Murray in overtime that was picked off by Will Hill... Made two tackles vs. Mississippi State... Registered six tackles and his first career interception which he returned 47 yards vs. LSU... Collected six tackles and added a quarterback hurry at Alabama... Set a then career-high with eight tackles, including a TFL, vs. Kentucky and graded out as a Champion... Earned SEC Freshman of the Week honors for his performance against Tennessee and graded out as a Champion... Had six tackles at Tennessee and recorded his first career sack, which was initially ruled a safety until overturned by instant replay... Collected six tackles vs. USF... Notched three tackles in the season opener vs. Miami University, when he made his first career start at weakside linebacker.

2009: Dressed for all 14 games for the Gators, seeing action vs. Charleston Southern and Kentucky... Notched two tackles, including one for a loss, in his collegiate debut against Charleston Southern... Named to the SEC Freshmen Academic Honor Roll in Spring 2010.

PRIOR TO FLORIDA: Earned first-team Washington-Post All-Met honors and was first-team all-state in Maryland... Played in the Under Armour All-America Game... Highest-rated outside linebacker by Rivals.com and the 10th-best player overall... Selected as a first-team 2008 EA Sports All-American... Named the Maryland Gatorade Player of the Year in both 2007 and 2008... Rushed for 22 touchdowns on 87 carries during his senior season and made 70 tackles on defense... First player in the 71-year history of the District's Pigskin Club to earn both Defensive Player of the Year and Scholar-Athlete of the Year honors... Traveled to Los Angeles as one of five national finalists for the Watkins Award, awarded annually to the "Premiere African-American Male Scholar Athlete"... Registered 60 tackles, four sacks, an interception, a forced fumble and recovered two fumbles as a junior on defense... Rushed for 791 yards and 16 touchdowns that season... A standout sprinter in track, he has recorded a 4.4 40-yard dash... Chose Florida over Notre Dame, Penn State, USC and Stanford... Coached by Bob Milloy.

JENKINS' CAREER HIGHS

Tackles: 11 (2x, last Florida State, 2011)
 QB Sacks: 1 (4x, last Florida State, 2011)
 Forced Fumbles: 1 (Furman, 2011)
 Interceptions: 1 (2x, last Furman, 2011)

CAREER DEFENSIVE STATISTICS

| Year | UT-AT | TT | TFL | QBS | FF | FR | PD | INT |
|----------------|--------------|------------|-------------|------------|----------|----------|----------|----------|
| 2009 | 1-1 | 2 | 1.0 | 0.0 | 0 | 0 | 0 | 0 |
| 2010 | 41-35 | 76 | 4.5 | 2.0 | 0 | 1 | 1 | 1 |
| 2011 | 48-27 | 75 | 6.0 | 2.0 | 1 | 0 | 6 | 1 |
| Totals: | 90-63 | 153 | 11.5 | 4.0 | 1 | 1 | 7 | 2 |



32

RUNNING BACK

Chris JOHNSON

5-9 • 205 • SO • 1L
 Ocala, Fla./Trinity Catholic

CAREER: A sophomore who is a key member of the kickoff unit and has played in 13 games for the Orange and Blue... Enrolled as a safety, switched to linebacker for the 2011 season and moved to running back in the Spring of 2012.

2011: Appeared in all 13 games, recording eight tackles, three solo and five assisted, on the season... Key member of the kickoff unit... Had a tackle and returned a kickoff eight yards against Georgia... Recorded a solo tackle against Alabama... Notched his first career multi-tackle game at Kentucky, with two, and was named Special Teams Player of the Game for his efforts... Had a solo tackle in each of his first two career games (FAU and UAB).

PRIOR TO FLORIDA: A three-star recruit by Rivals.com and Scout.com... Rated in the Rivals.com Florida Postseason Top 100... Helped Trinity Catholic to a 14-0 record and the 2B state championship as a senior... Chose Florida over Louisville, Memphis, South Carolina and Vanderbilt... Coached by former Gator football player John Brantley III.

JOHNSON'S CAREER HIGHS

Tackles: 2 (Kentucky, 2011)
 Sacks: None
 Forced Fumbles: None
 Interceptions: None

CAREER DEFENSIVE STATISTICS

| Year | UT-AT | TT | TFL | QBS | FF | FR | PD | INT |
|----------------|------------|----------|------------|------------|----------|----------|----------|----------|
| 2011 | 3-5 | 8 | 0.0 | 0.0 | 0 | 0 | 0 | 0 |
| Totals: | 3-5 | 8 | 0.0 | 0.0 | 0 | 0 | 0 | 0 |



93

DEFENSIVE LINE

Kedric JOHNSON

6-4 • 232 • RJR • 2L
 Palmetto, Fla./Palmetto

CAREER: A redshirt junior defensive end who has played in 25 games as a Gator, recording nine tackles, 3.5 for loss, 2.0 sacks, a pass breakup and a QB hurry.

2011: Appeared in all 12 regular-season games, recording five tackles, including 2.5 for loss, a sack and a QB hurry... Had a career-high three tackles including a 2-yard sack at Kentucky... Recorded a solo and an assisted tackle, both for a loss (5 total yards), in the season opener against FAU... Missed the Gator Bowl due to injury.

2010: Saw action in all 13 games with two solo tackles and two assisted tackles, one TFL and one pass breakup... Saw time on Florida's punt block, kickoff and kick return units... Recorded two tackles, one for loss and a pass breakup vs. Appalachian State... Collected two of the Gators' four quarterback hurries against Tennessee.

2009: Dressed for seven games his first season at Florida, but did not see game action and redshirted.

PRIOR TO FLORIDA: Recorded 41 tackles, 24.5 sacks, 27 quarterback hurries, four pass breakups and an interception for a touchdown during his senior season... Finished his junior season with 40 tackles and 19 sacks, giving him 43.5 sacks his junior and senior seasons combined... Awarded the Bradenton Herald Co-Player of the Year... A first-team all-state selection as a junior... Owns a 4.69 40-yard dash, bench max is 255 pounds and has a 35-inch vertical... Coached by Raymond Woody.

JOHNSON'S CAREER HIGHS

Tackles: 3 (Kentucky, 2011)
 QB Sacks: 1 (Kentucky, 2011)
 Forced Fumbles: None
 Interceptions: None

CAREER DEFENSIVE STATISTICS

| Year | UT-AT | TT | TFL | QBS | FF | FR | PD | INT |
|----------------|------------|----------|------------|------------|----------|----------|----------|----------|
| 2010 | 2-2 | 4 | 1.0 | 0.0 | 0 | 0 | 1 | 0 |
| 2011 | 2-3 | 5 | 2.5 | 1.0 | 0 | 0 | 0 | 0 |
| Totals: | 4-5 | 9 | 3.5 | 1.0 | 0 | 0 | 1 | 0 |

COACHES

PLAYERS

2011 RECAP

HISTORY

HONORS

GATORS IN THE NFL

ALL-TIME RESULTS

RECORD BOOK

ALL-TIME LETTERWINNERS

FLORIDA ATHLETICS



65

OFFENSIVE LINE

Tommy JORDAN

6-4 • 288 • RFR • SQ
Ridgefield, Conn./Ridgefield

CAREER: Had shoulder surgery early during the 2011 season and took a redshirt.

2011: Did not see any game action... Shared time running the scout offense... Named the scout team Defensive Player of the Week following the Tennessee game... Earned a redshirt.

PRIOR TO FLORIDA: A three-star recruit by Rivals.com and Scout.com... The No. 2 prospect in Connecticut... Helped Ridgefield to a 7-3 record as a senior... Chose Florida over Boston College, California, Duke, Rutgers and Wisconsin... Coached by Kevin Callahan.



41

RUNNING BACK

Hunter JOYER

5-10 • 244 • SO • 1L
Wesley Chapel, Fla./Wesley Chapel

CAREER: Sophomore who has played in 13 games and started one... Has 18 carries for 82 yards (4.6 avg.) and two touchdowns.

2011: Appeared in all 13 games and started one (Auburn) as a true freshman... Played a key role on the kick return unit that had four 50+ yard returns including two 99-yard touchdowns... One of four Gators since 2008 to score a touchdown on their first career rush after scoring on a three-yard run vs. UAB... Accumulated 82 yards on 18 carries and two touchdowns in his first season at UF... Did not have a rush for negative yardage all season... Recorded nine yards on three carries and his first career touchdown vs. UAB... Totaled 11 yards on three rushing attempts in a win over Kentucky... Contributed to the win over Vanderbilt with three carries for 17 yards... Ran for seven yards and his second career touchdown on three carries vs. Furman... Tallied a career-high 30 yards on three carries against rival FSU... Received one carry for no yards in the Gator Bowl vs. OSU.

PRIOR TO FLORIDA: The No. 1-rated fullback in the nation by Rivals.com and Scout.com... Ranked in the Florida Post-season Top 100 by Rivals.com... Chose Florida over UConn, Louisville, Miami, USF, Stanford and Texas A&M... Coached by Ben Alford.

CAREER RUSHING STATISTICS

| Year | NO | YDS | AVG | TD | LG |
|----------------|-----------|-----------|------------|----------|-----------|
| 2011 | 18 | 82 | 4.6 | 2 | 23 |
| Totals: | 18 | 82 | 4.6 | 2 | 23 |



49

LINEBACKER

Darrin KITCHENS

6-2 • 222 • JR • 2L
Homestead, Fla./Homestead

CAREER: Appeared in 22 games, making one start, as a member of the kickoff coverage unit as well as at linebacker... Has 23 tackles, with 2.5 for loss.

2011: Played in all 13 games, making one start... Recorded 21 tackles on the season, including 2.5 for a loss of 12 yards... Named Special Teams Player of the Week twice (UAB, Furman)... Led the team with a career-high 12 tackles in his first career start against Furman, earning a 5-yard TFL... Had three tackles against Georgia... Notched two tackles against each of Alabama, UAB and FAU, recording his first career TFL for five yards in the season opener against FAU.

2010: Saw action on the kickoff team in nine games... Recorded his first career tackle at Vanderbilt.

PRIOR TO FLORIDA: A three-star prospect who was rated the No. 41 outside linebacker in the nation to Scout.com... Recorded 48 solo tackles, 18 sacks and 24 TFL in 2008... Has been timed at 10.9 in the 100 meters and 22.1 in the 200 meters and also recorded a long jump of 22'11" in track... Chose Florida over Florida State and Michigan... Coached by Bobby McCray.

KITCHENS' CAREER HIGHS

Tackles: 12 (Furman, 2011)

QB Sacks: None

Forced Fumbles: None

Interceptions: None

CAREER DEFENSIVE STATISTICS

| Year | UT-AT | TT | TFL | QBS | FF | FR | PD | INT |
|----------------|-------------|-----------|------------|------------|----------|----------|----------|----------|
| 2010 | 0-2 | 2 | 0.0 | 0.0 | 0 | 0 | 0 | 0 |
| 2011 | 9-12 | 21 | 2.5 | 0.0 | 0 | 0 | 0 | 0 |
| Totals: | 9-14 | 23 | 2.5 | 0.0 | 0 | 0 | 0 | 0 |



64

OFFENSIVE LINE

Kyle KOEHNE

6-5 • 304 • RJR • 2L
Indianapolis, Ind./Cathedral

CAREER: Has played in 26 games for the Gators, including the 2011 Outback Bowl vs. Penn State and 2012 TaxSlayer.com Gator Bowl versus Ohio State.

2011: Made his first career start at left guard against Furman... Played in every game on the season for the Gators on the offensive line as a regular in the rotation, including the 24-17 bowl victory over Ohio State... Received the Scrap Iron award for his efforts in the Kentucky game.

2010: Participated in all 13 games during the campaign... Played on Florida's field-goal unit and saw limited action on the offensive line at guard and tackle... Saw action for the first time as a Gator in UF's season opener against Miami University.

2009: Dressed in six games for the Gators his freshman season on campus, including the 2009 SEC Championship Game vs. Alabama and the 2010 Allstate Sugar Bowl victory over Cincinnati... Did not see any game action... Earned a redshirt.

PRIOR TO FLORIDA: A two-year starter at right tackle who shifted to left tackle his senior year at Indianapolis Cathedral... Received first-team all-state honors by the Associated Press and Indiana high school coaches... Led Indianapolis Cathedral to the 2008 Class 4A state championship, its second championship in the last three seasons... Named the Indiana Player of the Year by the Indianapolis Star... Graded out at 82 percent his senior season... Benches 320 pounds, squats 420 pounds, has a 24-inch vertical jump and runs the 40-yard dash in 5.3 seconds... Earned Scout.com All-Combine honors after a successful performance at the U.S. Army Combine... Named the 2008 Indianapolis Player of the Year... Garnered 2008 All-City and All-Marion County high school football honor teams... A Class 4A all-state selection as a junior... Coached by Rick Streiff.



81

TIGHT END

A.C. LEONARD

6-4 • 245 • SO • 1L
Jacksonville, Fla./University Christian

CAREER: Sophomore tight end who recorded 99 yards off of eight catches in his true freshman campaign.

2011: Florida's lone true freshman to record a reception on the season... Appeared in nine games on the year... Five of his eight receptions on the year went for first downs... Recorded his first reception as a Gator against Vanderbilt, a 12-yard toss from John Brantley for a first down... Totaled 11 yards off of two receptions against South Carolina... Had a career game against FSU with three catches for 65 yards, including a career-long 24-yard reception... Totaled 99 yards off of eight receptions throughout his freshman campaign with all eight catches in the final five games of the season... Enrolled at UF in January of 2011.

PRIOR TO FLORIDA: A four-star prospect and No. 5 tight end nationally according to Rivals.com... Member of the ESPN 150 class and Rivals100 class... Averaged 20 yards-per-catch as a tight end... On defense, he recorded 21 sacks and 60 tackles with 10 for a loss... Also had two blocked punts, one blocked extra point, five forced fumbles and one fumble recovery... Participated in the Under Armour High School All-American Game... Chose Florida over Alabama, Miami, Nebraska, UCF and FIU... Coached by Heath Nivens.

LEONARD'S CAREER HIGHS

Receptions: 3 (Florida State, 2011)
Receiving Yards: 65 (Florida State, 2011)
Receiving TDs: None
Longest Reception: 24 (Florida State, 2011)

CAREER RECEIVING STATISTICS

| Year | No | Yds | Avg | TDs | Lg |
|----------------|----------|-----------|-------------|----------|-----------|
| 2011 | 8 | 99 | 12.4 | 0 | 24 |
| Totals: | 8 | 99 | 12.4 | 0 | 24 |



34

LINEBACKER

Lerentee McCRAY

6-2 • 247 • RSR • 3L
Ocala, Fla./Dunnellon

CAREER: Has appeared in 30 games for the Gators, making five starts... Has 40 tackles (26 solo, 14 assisted), 8.0 TFL, 1.5 sacks, three pass breakups and two forced fumbles.

2011: Appeared in nine games on the season, making five starts... Missed four games (Vanderbilt, South Carolina, Furman, Ohio State) due to injury... Tied for the team lead with four QB hurries and was fifth with 7.5 TFL (25 yards)... Recorded 24 tackles on the season, with 1.5 sacks for a total of 10 yards, while adding three pass breakups and a forced fumble... Assisted on a 5-yard sack in his return vs. Florida State... Recorded one sack before leaving the game early because of injury vs. Georgia... Notched four tackles, 2.0 TFL for 4 yards, and a QB hurry at Auburn... Recorded a career-high seven tackles at LSU... Had three tackles, a breakup and a QB hurry vs. Alabama... Forced a fumble vs. Kentucky and UF scored on the next play... Had a 3-yard TFL and two breakups vs. Tennessee... Notched two tackles, a TFL of 3 yards and a QB hurry vs. UAB... Made his first career start in the season opener vs. FAU and was second on the team with a four tackle, tying the team best with 1.5 TFL for 4 yards.

2010: Dressed in all 13 games and played in 10 games (missed Tennessee, LSU and Mississippi State with a right ankle sprain)... Tallied six tackles (five solo) on the season... Returned a blocked punt 27 yards for his first-career touchdown in the second quarter of the Outback Bowl vs. Penn State... Had one tackle in Florida's victory over USF and one TFL vs. Kentucky... Had two tackles vs. South Carolina... Recorded one tackle, forced one fumble, had two quarterback hurries and graded out a Champion in Florida's defeat of Vanderbilt.

2009: Played in three games for the Gators, including the Gator wins over Charleston Southern and Troy at home and the

win over LSU on the road... Had five total tackles, including four solo and one assisted... Notched one tackle in the Gators' 13-3 win over LSU in Baton Rouge... Grabbed one tackle in Florida's winning efforts over Troy the second game of the season... Notched three solo tackles in the season opener vs. Charleston Southern... Received a medical redshirt.

2008: Dressed for 13 games on the season and saw action eight times, mostly on special teams and as a reserve at linebacker... Collected five tackles on the season, all solo... Recorded two tackles against South Carolina and two at Vanderbilt.

PRIOR TO FLORIDA: Participated in the U.S. Army All-American Game and had three tackles... First-team Class 3A all-state selection at linebacker... Recognized as the top athlete with the best closing speed following the All-Star Game in San Antonio... Played in the North/South All-Star Game... Named to the Florida All-Combine team in Jacksonville... Averaged 17 tackles per game as a senior... Collected 118 tackles and nine sacks his senior year while rushing for over 500 yards and scoring 11 touchdowns... Earned 11 sacks and 97 tackles as a junior... Versatile athlete who played wide receiver, special teams and linebacker for Dunnellon... Four-star prospect by Rivals.com... No. 10 outside linebacker nationally by Rivals.com... Ranked in the ESPN 150 class... Coached by Frank Beasley.

McCRAY'S CAREER HIGHS

Tackles: 7 (LSU, 2011)
QB Sacks: 1 (2x, last Georgia, 2011)
Forced Fumbles: 1 (2x, last Kentucky, 2011)
Fumble Recoveries: None
Interceptions: None

CAREER DEFENSIVE STATISTICS

| Year | UT-AT | TT | TFL | QBS | FF | FR | PD | INT |
|----------------|--------------|-----------|------------|------------|----------|----------|----------|----------|
| 2008 | 5-0 | 5 | 0.0 | 0.0 | 0 | 0 | 0 | 0 |
| 2009 | 4-1 | 5 | 0.0 | 0.0 | 0 | 0 | 0 | 0 |
| 2010 | 5-1 | 6 | 0.5 | 0.0 | 1 | 0 | 0 | 0 |
| 2011 | 12-12 | 24 | 7.5 | 1.5 | 1 | 0 | 3 | 0 |
| Totals: | 26-14 | 40 | 8.0 | 1.5 | 2 | 0 | 3 | 0 |



LERENTEE McCRAY



19

QUARTERBACK

Ryan McGriff
6-0 • 201 • RFR • SQ
Gainesville, Fla./Gainesville

CAREER: A sophomore quarterback who has shared time running the scout offense.

2011: Did not see any game action... Shared time running the scout offense.

PRIOR TO FLORIDA: A four-year letterman at Gainesville High School under Coach Ryan Smith... Helped lead the Hurricanes to a pair of District titles... A two-time first team all-state and all-area honoree... Named the Offensive Player of the Year by the Gainesville Sun... Also competed for the baseball team, garnering first and second team all-state honors... Father Mark McGriff was a former letterwinner for the Gators, as were relatives Travis, Lee, Perry and Jack McGriff.



30

WIDE RECEIVER

Michael McNeely
5-8 • 176 • SO • 1L
Clearwater, Fla./Palm Harbor University

CAREER: A sophomore walk-on wide receiver appeared in seven games for the Gators.

2011: Dressed for every game except one (Alabama) and appeared in seven games (UAB, Kentucky, Vanderbilt, South Carolina, Furman, Florida State, Ohio State)... Contributed to the kickoff unit throughout the season.

PRIOR TO FLORIDA: Named to the Pinellas County All-Star team for football in 2009... Had 34 receptions for 453 yards his senior year and set school records in receptions and yards in a single season (2009) and records in career receptions and career receiving yards... Placed second in the district for the high jump in 2009... Also played basketball throughout high school and was named the team MVP in 2008-09 and 2009-10 and also named to the Pinellas County All-Star team for basketball in 2010... Considered attending William Jewell, Dartmouth and Harvard.



10

QUARTERBACK

Tyler MURPHY
6-2 • 204 • RSO • SQ
Wethersfield, Conn./Wethersfield

CAREER: A redshirt sophomore quarterback who has appeared in two games for the Gators.

2011: Appeared in two games on the year for the Gators, playing against UAB and making his SEC debut against Kentucky as a redshirt freshman... Dressed for all 13 games... Pivotal part of the Gators' scout teams.

2010: Dressed for all 13 games, but did not see action in the 2010 season... Played an important role on scout teams... Earned a redshirt.

PRIOR TO FLORIDA: Ranked a two-star prospect by Rivals.com... Accounted for more than 30 touchdowns with 1,100 passing and 1,100 rushing during his career as a dual-threat quarterback at Wethersfield... Won the triple jump at the State Open Track Meet with a jump of 46'7"... Coached by John Campanello.



73

OFFENSIVE LINE

Xavier NIXON
6-6 • 309 • SR • 3L
Fayetteville, N.C./Jack Britt

CAREER: Has played in 35 games with 22 career starts.

HONORS: A 2009 SEC All-Freshman Team selection by the league's head coaches... A CollegeFootballNews.com Freshman All-America Team Honorable Mention for his contributions his first season as a Gator.

2011: Started at left tackle in nine contests in the 2011 season:

FAU, UAB, Tennessee, Kentucky, Alabama, Georgia, Vanderbilt, South Carolina and Furman... Saw time at tackle in Florida's 24-17 victory over Ohio State in the TaxSlayer.com Gator Bowl... Received the Extra Effort award following his performance in the season opener against FAU... Named to Phil Steele's Preseason All-SEC Fourth Team (OT) and the Athlon Sports Preseason All-SEC Third Team (OL)... Placed on the Outland Trophy Watch List.

2010: Played in 12 games and started eight... In addition to playing primarily right tackle, saw time at left tackle, as a blocking tight end in certain situations and on special teams on the field goal unit... Started in Florida's games vs. Tennessee, Kentucky, Alabama, Mississippi State, Georgia, Vanderbilt, Appalachian State and Florida State, with all starts coming at right tackle except Tennessee (left tackle)... Graded out a Champion in Florida's win over Kentucky.

2009: Played in 10 games his freshman season, starting the last five contests, including South Carolina, FIU, FSU, Alabama in the 2009 SEC Championship Game and Cincinnati in the 2010 Allstate Sugar Bowl... Secured his first career start as a Gator at left tackle in the 24-14 win over South Carolina on the road and played the entire game... Became the first true freshman to start at left tackle since Reggie Green in 1992 and the last true freshman to start at either tackle since Mo Collins started at right tackle for UF in 1995... Saw action in the last series of the game in the win over Kentucky, grading out a Champion at 83 percent... Saw action on the line in Florida's second game of the season against Troy, taking 16 snaps and grading out a Champion at 81 percent.

PRIOR TO FLORIDA: Named the High School Maxwell Award winner among offensive linemen... Named first-team all-state on the offensive line... Collected 50 tackles while playing on defense... Led Jack Britt to the Class 4-AA state championship game... Played in the U.S. Army All-American Bowl... Selected as a first-team 2008 EA Sports All-American... Named a U.S. Army All-American Bowl Player of the Year finalist... Chosen as the Cape Fear Region Player of the Year... Named to Parade Magazine's High School All-American team... The North Carolina ESPN Rise Gatorade Football Player of the Year... A 2007 AP all-state selection... Named No. 37 recruit in the Rivals 100... Both parents are in the U.S. Military and have served in the Middle East... Father was stationed in Afghanistan, but was approved for leave to see Nixon commit to UF at the U.S. Army All-American Bowl in Orlando, Fla... Coached by Richard Bailey.



XAVIER NIXON



EARL OKINE



91

DEFENSIVE LINE

Earl
OKINE
6-7 • 266 • RSR • 2L
Gainesville, Fla./Gainesville

CAREER: Redshirt senior defensive lineman who has seen action in 28 games as a Gator... Has 15 tackles, 2.0 TFL and a pass breakup.

2011: Played in all 13 games, recording eight tackles, one for a loss, and a pass breakup... Tied for the team lead with four QB hurries... Notched two tackles against Florida State... Had a tackle against Furman and South Carolina... Recorded a pass breakup against Vanderbilt... Registered a tackle at Auburn... Had a career-high three tackles in the season opener against FAU.

2010: Played in 11 games, recorded five total tackles and played on special teams on the punt block and field goal units... Was sidelined for Florida's games vs. Florida State and Penn State... Contributed a tackle in Florida's defeat of Vanderbilt... Had one tackle and his first-career sack for five yards against Kentucky.

2009: Played in five games his redshirt freshman season and tallied the first two tackles of his career as a Gator... Saw his first action as a Gator in the season opener vs. Charleston Southern, coming up with two solo tackles, the first of his career... Played in Florida's win over Vanderbilt, but did not record any tackles.

2008: Dressed for six games during the season, but did not see game action and redshirted... Tabbed the Defensive Scout Team Player of the Week for his role in preparing the Gators for LSU.

PRIOR TO FLORIDA: Third-team Class 5A all-state selection as a senior... Competed at the Offense-Defense All-American Bowl in Miami, where he garnered Defensive MVP honors with 3.5 sacks (three TFL)... Turned in 3.5 sacks at the Florida

Athletic Coaches Association North-South Game... Collected 84 tackles with 11 sacks his senior year and caught 15 passes as a tight end... Had 87 tackles, 50 solo, along with 10 sacks during his junior season... Third-team all-state selection and first-team all-area honoree as a junior... Also played basketball for the Hurricanes and lifts weights competitively... Coached in high school by Eddy Moore.

OKINE'S CAREER HIGHS

Tackles: 3 (Florida Atlantic, 2011)
QB Sacks: 1 (Kentucky, 2010)
Forced Fumbles: None
Interceptions: None

CAREER DEFENSIVE STATISTICS

| Year | UT-AT | TT | TFL | QBS | FF | FR | PD | INT |
|----------------|-------------|-----------|------------|------------|----------|----------|----------|----------|
| 2009 | 2-0 | 2 | 0.0 | 0.0 | 0 | 0 | 0 | 0 |
| 2010 | 3-2 | 5 | 1.0 | 1.0 | 0 | 0 | 0 | 0 |
| 2011 | 6-2 | 8 | 1.0 | 0.0 | 0 | 0 | 1 | 0 |
| Totals: | 11-4 | 15 | 2.0 | 1.0 | 0 | 0 | 1 | 0 |



44

DEFENSIVE LINE

Leon
ORR
6-5 • 305 • RSO • 1L
New Port Richey, Fla./Gulf

CAREER: Practiced as an offensive lineman during his redshirt freshman season in 2010 but made the transition to defensive tackle during spring practice in 2011... Appeared in all 13 games as a redshirt freshman in 2011, making 10 tackles.

2011: Appeared in all 13 games, making 10 tackles and a pass breakup... Recorded two tackles in the Gator Bowl against Ohio State... Had a tackle against Florida State... Notched two tackles against Furman... Recorded a tackle at Auburn... Had a career-high three tackles, including a 5-yard sack, at Kentucky... Recorded a tackle in his first career game against FAU.

2010: Did not appear in a game and took a redshirt his freshman season.

PRIOR TO FLORIDA: A four-star prospect rated the No. 8 defensive tackle in the nation by Rivals.com... Also played tight end in high school... Was invited to play in the 2010 Under Armour All-American Game but could not participate while recovering from a broken leg... Named to the Top 150 Dream Team by PrepStar Magazine... Chose Florida over Florida State and Miami... Coached by Jay Fulmer.

ORR'S CAREER HIGHS

Tackles: 3 (Kentucky, 2011)
Sacks: 1 (Kentucky, 2011)
Forced Fumbles: None
Interceptions: None

CAREER DEFENSIVE STATS

| Year | UT-AT | TT | TFL | QBS | FF | FR | PD | INT |
|----------------|------------|-----------|------------|------------|----------|----------|----------|----------|
| 2011 | 4-6 | 10 | 1.0 | 1.0 | 0 | 0 | 1 | 0 |
| Totals: | 4-6 | 10 | 1.0 | 1.0 | 0 | 0 | 1 | 0 |



15

QUARTERBACK

Ryan
PARRISH
6-2 • 201 • RSO • SQ
Lakeland, Fla./Lakeland Christian

CAREER: A junior quarterback who enrolled at UF in June 2010 and walked on in September 2010.

2011: Did not see any game action... Shared time running the Scout Team offense... Named the Scout Team Defensive Player of the Week following the Vanderbilt game.

PRIOR TO FLORIDA: Played quarterback, free safety and tight end at the Lakeland Christian School, where he was a three-year letterman in football... Accounted for 22 touchdowns with over 1,500 yards passing during his time at quarterback... Set a defensive team record for most interceptions in a season and most interceptions in a single game... Earned all-county honors during both his junior and senior campaigns... Was a two-time captain in football and was coached by Bobby Dan McGlohorn... Also captained the basketball team and was a two-year letterman... Member of the National Honor Society and was the President of the Fellowship of Christian Athletes.



71

OFFENSIVE LINE

Matt PATCHAN
6-6 • 279 • RJR • 3L
Tampa, Fla./Armwood

CAREER: Has seen action in 27 games, with eight starts during his tenure as a Gator. . . Made 11 appearances as a true freshman on the defensive line, but switched back to the offensive line during the spring of 2009.

2011: Played in 12 games and started at right tackle for the last seven games of the regular season against LSU, Auburn, Georgia, Vanderbilt, South Carolina, Furman and Florida State. . . Missed the 2012 TaxSlayer.com Gator Bowl due to injury. . . Earned the Scrap Iron Award following his efforts in the Vanderbilt game.

2010: Sidelined for the entire season and earned a medical redshirt.

2009: Played in Florida's first four games of the season against Charleston Southern, Troy, Tennessee and Kentucky, but suffered a season-ending knee injury in September. . . Took 37 snaps in the victory over Kentucky on the road. . . Saw game action in UF's 23-13 win over Tennessee in the first game of the SEC season for the Gators, grading out at 85 percent after taking 13 snaps. . . Contributed to Florida's winning efforts against Troy the second game of the season and also lined up at tight end. . . Saw game action on the line in Florida's season opener against Charleston Southern, recording one knock down in the win. . . Received a medical redshirt after missing the final 10 games of the season.

2008: Played in 11 games during his true freshman campaign, securing one start at defensive tackle against Kentucky. . . Recorded seven tackles, two solo and five assisted, 1.5 sacks and TFL. . . Graded out a Champion for his work on the special teams' unit that blocked a Miami punt and led to a Florida safety. . . Recorded his first career sack at Arkansas. . . Made his first start as a Gator against Kentucky on Homecoming. . . Rallied for a half of a quarterback sack against The Citadel. . . Was sidelined for the final three games of the season after a leg injury.

PRIOR TO FLORIDA: USA Today first-team All-American. . . EA Sports All-American. . . Selected to play in the U.S. Army All-American Bowl. . . First-team Class 4A all-state offensive line selection as a senior. . . Honored on the Florida Football Magazine's 2007 Post-Season Florida Phenoms' team. . . Racked up over 50 pancake blocks and did not allow a sack his junior season en route to Class 4A all-state first-team honors. . . On the defensive side, registered 97 tackles (27 for loss), eight sacks, forced four fumbles and recovered four. . . St. Petersburg Times First-Team All-Suncoast selection as a junior. . . Five-star recruit by Rivals.com and No. 11 overall nationally. . . No. 4 offensive tackle and five-star prospect by Scout.com. . . Ranked in the ESPN 150. . . MVP of the Scout.com combine in March of 2007. . . Played both ways at Armwood, starting at left tackle and defensive end. . . Transfer from Freedom High School in Tampa. . . Coached by Sean Callahan.

PATCHAN'S CAREER HIGHS

Tackles: 2 (Tennessee, 2008)
QB Sacks: 1 (Arkansas, 2008)
Forced Fumbles: None
Interceptions: None

CAREER DEFENSIVE STATISTICS

| Year | UT-AT | TT | TFL | QBS | FF | FR | PD | INT |
|----------------|------------|----------|------------|------------|----------|----------|----------|----------|
| 2008 | 2-5 | 7 | 1.5 | 1.5 | 0 | 0 | 0 | 0 |
| Totals: | 2-5 | 7 | 1.5 | 1.5 | 0 | 0 | 0 | 0 |



83

WIDE RECEIVER

Solomon PATTON
5-9 • 169 • JR • 2L
Mobile, Ala./Murphy

CAREER: Junior wide receiver who has appeared in 23 career games. . . Has seven receptions for 62 yards in his career. . . Has three blocked punts in his career.

2011: Appeared in all 13 games. . . Contributed mostly on special teams with 10 kick returns for 241 yards and one punt return for 28 yards. . . Had a blocked punt that Chris Rainey returned 22 yards for a touchdown in the first game of the season against FAU. . . The blocked punt marked the second-straight contest that Patton had blocked a punt (2011 Outback Bowl vs. Penn State). . . Had six total special teams tackles on the season. . . Totaled three receptions for 35 yards on the season. . . Had two catches for 18 yards vs. FAU and one reception for 17 yards against UAB. . . Had his lone rush attempt of the season vs. Tennessee. . . Blocked a punt in the fourth quarter at LSU. . . Set new career highs in kick return yards and all-purpose yards, returning five kicks for 132 yards vs. Alabama.

2010: Appeared in 10 games. . . Was a special teams factor, blocking one punt and returning another blocked punt for a touchdown. . . Averaged 28.0 yards per kickoff this season, four returns for 196 yards. . . Blocked a punt in the second quarter against Penn State in the Outback Bowl, leading to a Larentee McCray return for a touchdown, putting the Gators ahead, 14-7. . . Had a season-high 96 all-purpose yards, including a career-long 48-yard kickoff return. . . Returned two kickoffs for 71 yards, including one for 46 yards, against Appalachian State. . . Had a career game against Vanderbilt, with four receptions for 24 yards, a tackle and 66 all-purpose yards. . . Returned a blocked punt by Chris Rainey 42 yards for a touchdown in the second quarter against the Commodores. . . Saw action on special teams against Georgia, recording two tackles against the Bulldogs. . . Made debut on kickoff return team, recording a 23-yard return against Alabama. . . Made collegiate debut against Kentucky in the SEC home opener. . . Enrolled at UF in January of 2010.

PRIOR TO FLORIDA: Rated a four-star prospect and the No. 36 wide receiver in the nation by Scout.com. . . Participant in the 2010 Under Armour All-American Game in Orlando. . . Played in the Alabama/Mississippi All-Star Game. . . Had 30 rushes for 371 yards and three touchdowns and caught 71

passes for 891 yards and seven touchdowns as a senior. . . Also averaged 38.8 yards on five kickoff returns as a senior. . . Recorded 845 receiving yards and 12 touchdowns during his junior season in 2008. . . Was named to the ASWA All-State 6A first-team in 2008. . . Hauled in 66 receptions for 950 yards and nine touchdowns as a sophomore. . . Chose Florida over Alabama, Auburn, LSU, Ole Miss and Southern Miss. . . Also ran track in high school. . . Coached by Ronn Lee.

PATTON'S CAREER HIGHS

Receptions: 4 (Vanderbilt, 2010)
Reception Yards: 27 (Vanderbilt, 2010)
All-Purpose Yards: 132 (Alabama, 2011)
Fumble Recoveries: 1 (Vanderbilt, 2010)
Kick Returns: 5 (Alabama, 2011)
Kick Return Yardage: 132 (Alabama, 2011)
Longest Kick Return: 48 (Penn State, 2010)
Tackles: 2 (Georgia, 2010)
Blocked Punts: 1 (2x, last Florida Atlantic, 2011)
Rushing Attempts: 1 (Florida State, 2011)
Rushing Yards: 6 (Florida State, 2011)

CAREER RECEIVING STATISTICS

| Year | No | Yds | Avg | TDs | Lg |
|----------------|----------|-----------|------------|----------|-----------|
| 2010 | 4 | 27 | 6.8 | 0 | 12 |
| 2011 | 3 | 35 | 11.7 | 0 | 17 |
| Totals: | 7 | 62 | 8.9 | 0 | 17 |

CAREER KICKOFF RETURN STATISTICS

| Year | No | Yds | Avg | TDs | Lg |
|----------------|-----------|------------|-------------|----------|-----------|
| 2010 | 7 | 196 | 28.0 | 0 | 48 |
| 2011 | 10 | 241 | 24.1 | 0 | 33 |
| Totals: | 17 | 437 | 25.7 | 0 | 48 |



27

DEFENSIVE BACK

Ben PEACOCK
5-8 • 173 • RFR • SQ
Bradenton, Fla./Braden River

CAREER: Joined the Florida roster in 2011 and has competed as a member of the UF Scout Team.

2011: A member of the Florida Scout Team. . . Did not see game action in 2011.

PRIOR TO FLORIDA: A four-year letterwinner at Braden River under the guidance of coaches Josh Hunter and Ed Volz. . . Played both safety positions and center for the Pirates. . . Was also involved in weightlifting where he placed 13th in the state.



16

RUNNING BACK

Scott PEEK
6-2 • 232 • RSR • SQ
Tampa, Fla./Freedom

CAREER: A redshirt senior running back who enrolled at Florida in June of 2008 and walked on in August of 2008... Played in two career games, both in 2010... Awarded a scholarship for the 2011 season during training camp.


2011: Dressed for every game but did not see any action... Named Offensive Scout Team Player of the Week after Kentucky.

2010: Made his Gator debut vs. Appalachian State and recorded his first two tackles.

2009: Did not see game action for the Gators.

2008: Did not see game action for the Gators.

PRIOR TO FLORIDA: A two-year letterman at wide receiver/safety/corner/quarterback after transferring to Freedom High School as a junior... Lettered two years in football, track and basketball at Jesuit High School prior to transferring... Named to the All-Combine team at both the Nike, Scout.com and Schuman's National combines.



97

KICKER

Brad PHILLIPS
5-10 • 190 • JR • 2L
Gainesville, Fla./Buchholz

CAREER: Enrolled at UF in summer 2010 and has handled kickoffs for the Gators in six games and served as the primary kicker vs. Georgia in 2011.

2011: Made two-of-three field goals, with a long of 43 yards, against Georgia... Also kicked off five times against the Bulldogs, averaging 64.6 yards per kick... Handled kickoff duties against Vanderbilt and at South Carolina, kicking 10 times and averaging 61.3 yards per kick... Named to the 2011 SEC Academic Honor Roll.

2010: Saw the first action of his career, as he handled kickoff duties for the Gators at Alabama and was in the same role vs. LSU and Mississippi State... Had one kickoff for 43 yards vs. Mississippi State before suffering a right hip injury... His five kickoffs vs. LSU averaged 66.2 yards... His three kickoffs averaged 66.0 yards at Alabama.

PRIOR TO FLORIDA: Converted all 37 of his extra-point attempts during his senior year and was successful on 5 of 9 field-goal attempts... As a placekicker, 90 percent of his kicks were touchbacks... Member of the North Florida-South Geor-

gia All-Star Team in 2010... Played soccer for 13 years... Was the President of the National Honor Society.

CAREER KICKING STATISTICS

| Year | XPM | XPA | Pct | FG A/M | Pct | Lng | Pts |
|---------------|----------|----------|--------------|------------|-------------|-----------|----------|
| 2011 | 2 | 2 | 1.000 | 2-3 | .667 | 43 | 8 |
| Total: | 2 | 2 | 1.000 | 2-3 | .667 | 43 | 8 |

CAREER KICKOFF STATISTICS

| Year | No | Yds | Avg | TB | OB |
|---------------|-----------|--------------|-------------|----------|----------|
| 2010 | 9 | 572 | 63.6 | 0 | 0 |
| 2011 | 15 | 936 | 62.4 | 2 | 0 |
| Total: | 24 | 1,508 | 62.8 | 2 | 0 |



7

BUCK

Ronald POWELL
6-4 • 250 • JR • 2L
Moreno Valley, Calif./Rancho Verde

CAREER: A true junior BUCK linebacker who has 25 career appearances and 13 starts for Florida... Has collected 57 tackles, 11.5 TFL, 7.0 sacks, two pass breakups and a forced fumble.

2011: Started 12 games for the Gators, missing Auburn due to injury... Fourth at UF with 9.0 TFL (58 yards), with a team-high 6.0 sacks... Recorded 32 tackles, three QB hurries and a forced fumble on the season... Phil Steele's Preseason All-SEC Third Team (DE)... Athlon Sports Preseason All-SEC Third Team (DL)... Had two tackles, including a 7-yard sack, against Ohio State in the Gator Bowl... Notched five tackles, 2.0 TFL for 18 yards, and forced his first career fumble vs. Florida State... Notched four tackles, one for loss, at South Carolina... Had three tackles, two TFL and a 10-yard sack vs. Vanderbilt... Recorded three tackles and 5-yard sack vs. Georgia... Notched four tackles and a QB hurry vs. Alabama... Had two tackles, assisting on a 1-yard sack at Kentucky... Notched two tackles vs. Tennessee, with two QB hurries and a 5-yard assisted sack... Had two solo tackles vs. UAB... Recorded three tackles, including a 7-yard sack, vs. FAU.

2010: Appeared in all 13 games and earned one start (Appalachian State) at the strongside linebacker position... Selected to the Freshman All-SEC Team... One of six true freshmen to play in every game in 2010... Contributed on Florida's special teams on the kickoff, kickoff return and punt block units... Made 25 tackles... Credited with one tackle and a pass break-up vs. Penn State in the 2011 Outback Bowl... Collected two tackles at Florida State... Made his first career start vs. Appalachian State and led the Gators with nine tackles (six solo) and a TFL... Recorded two tackles and his first kickoff return for 20 yards vs. South Carolina while also delivering a key block to help spring Andre Debose on his game-opening 99-yard kickoff return touchdown... Contributed two tackles and a pass breakup in Florida's defeat of Vanderbilt... Had a career-high three tackles in UF's win over Georgia... Contributed two tackles in Florida's game vs. Mississippi State... Recorded his first-career sack for a loss of four yards and one tackle vs. Tennessee.

PRIOR TO FLORIDA: Ranked a five-star prospect, the No. 1 defensive end and the No. 1 overall prospect by Rivals.com... Totaled 60 tackles and 13 sacks on defense and six touchdown receptions as a tight end during his junior season... Named a 2010 Parade High School All-American... Participated in the 2010 U.S. Army All-American Bowl... Selected to the 2009 EA Sports All-America first-team defense... Named No. 11 on the Top 150 Dream Team by PrepStar Magazine... Totaled over 80 tackles, 13 sacks, 28 TFLs on defense and averaged over 15 yards per catch on offense during his senior year... Nominated for U.S. Army Player of the Year award... Clocked as low as 4.5 in the 40-yard dash... Chose Florida over Auburn, Georgia, LSU, Miami, Tennessee, UCLA and USC... Coached by Pete Duffy.

POWELL'S CAREER HIGHS

Tackles: 9 (Appalachian State, 2010)
QB Sacks: 1 (6x, last Ohio State, 2011)
Forced Fumbles: 1 (Florida State, 2011)
Interceptions: None

CAREER DEFENSIVE STATISTICS

| Year | UT-AT | TT | TFL | QBS | FF | FR | PD | INT |
|----------------|--------------|-----------|-------------|------------|----------|----------|----------|----------|
| 2010 | 16-9 | 25 | 2.5 | 1.0 | 0 | 0 | 2 | 0 |
| 2011 | 20-12 | 32 | 9.0 | 6.0 | 1 | 0 | 0 | 0 |
| Totals: | 36-21 | 57 | 11.5 | 7.0 | 1 | 0 | 2 | 0 |



13

QUARTERBACK

Christian PROVANCHA
6-6 • 222 • RSO • SQ
Cocoa, Fla./Cocoa Beach

CAREER: Enrolled at University of Florida in the summer of 2010 and joined the team as a walk-on.

2011: Dressed for Florida's matchup against Alabama, but did not see any game action... Also dressed in the Gators' 24-17 win over Ohio State in the TaxSlayer.com Gator Bowl... Shared time running the scout offense.

2010: Dressed for three games including Miami University, USF and Appalachian State but did not see any game action... Shared time running the scout offense.

PRIOR TO FLORIDA: Four-year letterman at Cocoa Beach Junior Senior High School... Voted 2007 Most Valuable Player during his sophomore year and 2009 Outstanding Offensive Player of the Year his senior year... Voted to the 2009 North Brevard County All-Star Team following his senior season, leading North team to a victory... Lead Cocoa Beach to a victory in the 2009 GridIron Classic over Tavares High School, finishing 14-for-21 for 185 yards passing... From his sophomore through his senior year, set several Cocoa Beach High School passing records including most touchdowns in a career with 33 and 2,864 yards (3 years)... Most touchdowns in a season with 17 and 1,313 yards passing during senior year... Also a member of the basketball team all four years... Graduated with Magna Cum Laude as an International Baccalaureate student.



15

DEFENSIVE BACK

Loucheiz PURIFOY

6-1 • 186 • SO • 1L
Pensacola, Fla./Pine Forest

CAREER: Has played in 13 games, making 27 tackles, for the Gators.

2011: Saw action in all 13 games during his first season at UF playing primarily on special teams and as a reserve cornerback... Recorded a team-best 22 special teams tackles during the season... Forced a fumble in UF's Gator Bowl win over Ohio State... Tallied multiple tackles in six games (Tennessee, Kentucky, LSU, Auburn, Vanderbilt and Furman)... Made a career-best four tackles vs. Furman... Recorded a tackle in his first-career game vs. FAU.

PRIOR TO FLORIDA: A four-star prospect and the No. 11 cornerback in the nation, according to Rivals.com... Also among Rivals.com's top 150 national recruits and top 25 prospects in Florida... Helped Pine Forest to a 10-3 record and an appearance in the Class 4A regional semifinals... Chose Florida over Alabama, Auburn and Miami... Coached by Matt Brunson.

PURIFOY'S CAREER HIGHS

Tackles: 4 (Furman, 2011)
QB Sacks: None
Forced Fumbles: 1 (Ohio State, 2011)
Fumble Recovery: None
Interceptions: None

CAREER DEFENSIVE STATISTICS

| Year | UT-AT | TT | TFL | QBS | FF | FR | PD | INT |
|----------------|--------------|-----------|------------|------------|----------|----------|----------|----------|
| 2011 | 17-10 | 27 | 0.0 | 0.0 | 1 | 0 | 0 | 0 |
| Totals: | 17-10 | 27 | 0.0 | 0.0 | 1 | 0 | 0 | 0 |



11

TIGHT END

Jordan REED

6-3 • 239 • RJR • 2L
New London, Conn./New London

CAREER: Has played in 23 games and started 14 at the quarterback and tight end positions... Owns 34 career receptions for 386 yards and three touchdowns, averaging 11.4 yards per catch.

2011: Appeared in 11 games with 10 starts on the year... Missed action against Tennessee and Kentucky due to injuries... Gained 307 yards with 28 catches on the year, to average 11.0 yards/catch and 34.1 yards/game... 17 of his 28 catches on the year were good for a first down, including five that converted third or fourth downs into first downs... Led the team in catches against Alabama (5), Georgia (4), South Carolina (5) and Furman (4)... Recorded his second touchdown reception of the season and third of his career off of a 19-yard toss from John Brantley vs. Furman where he grabbed four passes for 56 yards... Totaled 62 receiving yards against South Carolina off of five catches... Caught his first receiving touchdown of the season when he nabbed a 31-yard catch from John Brantley on a 4th-and-19 situation against the Bulldogs, which also accounted for a career-long catch... Accumulated a career-high 69 yards receiving on four catches against Georgia... Totaled a personal-best 5 receptions against both Alabama and South Carolina... Posted 31 receiving yards from five catches against Alabama's No. 1 rated defense... Named to Phil Steele's Preseason All-SEC Fourth Team (TE)... Selected the College Football Performance Awards National Tight End of the Week following his performance against Georgia.

2010: Played in 12 games with four starts... Missed the season opener against Miami University with a right knee injury... Started vs. Tennessee, Alabama, LSU and Penn State... Had six catches for 79 yards (13.2 average) and one touchdown and gained 335 rushing yards on 77 attempts (4.4 average) and five touchdowns... Rushed for a team-high 75 yards and completed eight of 13 passes for 60 yards in the Gators' win over Penn State in the Outback Bowl... Completed two of his four passes for 12 yards and rushed 13 times for 74 yards (5.4 average) in Florida's game vs. Florida State... Against Appalachian State, had 71 yards on 11 rushes and three touchdowns... Completed two of his three passes for 14 yards and a touchdown to John Brantley vs. Appalachian State... Went 3-for-7 for 46 yards passing and one touchdown vs. South Carolina. Also rushed eight times for 12 yards and recorded one reception for 15 yards... Threw his first career touchdown pass on the first play of the second quarter vs. Vanderbilt. It was his first-career passing attempt and resulted in a 31-yard touchdown to Deonte Thompson... Against Vanderbilt, went 11-for-19 for 130 passing yards and one touchdown. Also rushed 16 times for 84 yards and scored a touchdown... Had three rushes for 19 yards, including a 12-yard rush in UF's victory over Georgia... Recorded his first-career rushing touchdown on a one-yard run vs. LSU. Also had one reception for 12 yards... Had one reception for 22 yards in his first-career start in Florida's victory over Tennessee... Saw action for the first time as a Gator and had a two-yard touchdown reception for his first career catch against USF in the fourth quarter to

complete Florida's scoring.

2009: Dressed for five games but did not see any game action... Earned a redshirt.

PRIOR TO FLORIDA: As a junior, he completed 122-of-222 passes for 1,706 yards and 28 touchdowns... Threw only two interceptions... Also rushed for 370 yards and eight touchdowns... Three-year starter for the New London Whalers... Known for his great size and incredible arm strength... Led New London to an undefeated regular season in 2007... Chose Florida over Connecticut, Oregon, Boston College and Maryland... Coached by Jack Cochrane... Ranked by Rivals as the 10th-best dual-threat quarterback and the second-best prospect from the state of Connecticut... Member of the ESPN Top 150... Finalist for the 2008 Joe Montana High School Quarterback of the Year.

REED'S CAREER HIGHS

Rushes: 24 (Penn State, 2010)
Rush Yds: 84 (Vanderbilt, 2010)
Rush TDs: 3 (Appalachian State, 2010)
Long Rush: 22 (Vanderbilt, 2010)
Catches: 5 (2x, last South Carolina, 2011)
Receiving Yds: 69 (Georgia, 2011)
Receiving Tds: 1 (3x, last Furman, 2011)
Long Catch: 31 (Georgia, 2011)
Pass Attempts: 19 (Vanderbilt, 2010)
Pass Completions: 11 (Vanderbilt, 2010)
Passing TDs: 1 (3x, last Appalachian State, 2010)
Long Pass: 31 (Vanderbilt, 2010)
Interceptions: 1 (Vanderbilt, 2010)

CAREER RECEIVING STATISTICS

| Year | No | Yds | Avg | TDs | Lg |
|----------------|-----------|------------|-------------|----------|-----------|
| 2010 | 6 | 79 | 13.2 | 1 | 22 |
| 2011 | 28 | 307 | 11.0 | 2 | 31 |
| Totals: | 34 | 386 | 11.4 | 3 | 31 |

CAREER RUSHING STATISTICS

| Year | No | Yds | Avg | TDs | Lg |
|----------------|-----------|------------|------------|----------|-----------|
| 2010 | 77 | 328 | 4.3 | 5 | 22 |
| Totals: | 77 | 328 | 4.3 | 5 | 22 |

CAREER PASSING STATISTICS

| Year | Att | Cmp | Yds | Pct | Int | TDs | Lg | Eff |
|----------------|-----------|-----------|------------|-------------|----------|----------|-----------|---------------|
| 2010 | 46 | 26 | 252 | 0.57 | 1 | 3 | 31 | 119.71 |
| Totals: | 46 | 26 | 252 | 0.57 | 1 | 3 | 31 | 119.71 |



31

DEFENSIVE BACK

Cody RIGGS

5-9 • 180 • JR • 2L
Ft. Lauderdale, Fla./St. Thomas Aquinas

CAREER: Junior who has appeared in every game in his career (26) as a Gator, starting 13 at cornerback, and totaling 46 tackles.

2011: Played in all 13 games, making 10 starts...Registered 31 tackles on the season, including 1.5 for loss and a half sack...Made three tackles in UF's Gator Bowl victory over Ohio State...Tallied a career-best five tackles against Furman...Also recorded a TFL against the Paladins...Registered four tackles, including three solo against Georgia...Assisted on a sack at Kentucky...Had four tackles against Tennessee.

2010: One of six true freshmen to play in all 13 games, while starting three (Kentucky, South Carolina, Penn State)...Started on the punt and kickoff coverage teams all season...Usually the first corner to sub in on defense all season...Thirteen of his 18 tackles were solo and he had two pass breakups...Started at corner in the 2011 Outback Bowl win vs. Penn State, notching his first-career interception and making two tackles...Registered two tackles in the road triumph at Vanderbilt, including one for a five-yard loss...Tallied a freshman game-high three solo tackles in the win over Georgia...Made his first career start in the win vs. Kentucky, recording a career-high four tackles and a pass breakup...Registered one tackle and a pass breakup in the win over USF...Started on the kickoff coverage unit against Miami University and recorded two tackles.

PRIOR TO FLORIDA: Ranked a four-star prospect and No. 9 cornerback in the country by Scout.com...Participated in the 2010 Under Armour All-American Game...Recorded 25 tackles, picked off eight passes and batted down an Aquinas team record of 24 others during his senior season...Received Honorable Mention for defensive backs by the U.S. Army National All-Combine...Had 25 tackles and 8 interceptions during his junior season...Also ran track in high school...Chose Florida over Georgia, Notre Dame, Tennessee and South Carolina...Coached by George F. Smith.

RIGGS' CAREER HIGHS

Tackles: 5 (Furman, 2011)
QB Sacks: 0.5 (Kentucky, 2011)
Forced Fumbles: None
Fumble Recovery: None
Interceptions: 1 (Penn State, 2011 Outback Bowl)

CAREER DEFENSIVE STATISTICS

| Year | UT-AT | TT | TFL | QBS | FF | FR | PD | INT |
|----------------|--------------|-----------|------------|------------|----------|----------|----------|----------|
| 2010 | 13-5 | 18 | 1.0 | 0.0 | 0 | 0 | 2 | 1 |
| 2011 | 20-11 | 31 | 1.5 | 0.5 | 0 | 0 | 2 | 0 |
| Totals: | 33-16 | 49 | 2.5 | 0.5 | 0 | 0 | 4 | 1 |



5

DEFENSIVE BACK

Marcus ROBERSON

6-0 • 180 • SO • 1L
Ft. Lauderdale, Fla./St. Thomas Aquinas

CAREER: Sophomore who has appeared in 10 games, making 22 tackles and recording an interception.

2011: Started the first 10 games of his Gator career at cornerback before suffering a season-ending injury in the South Carolina game...Finished his debut season with 22 tackles, an interception and a fumble recovery...Grabbed his first career interception vs. Georgia...Recorded a career-best five tackles vs. Alabama...Recovered a fumble against UAB...In his first career game, got the start and made three tackles vs. FAU.

PRIOR TO FLORIDA: Ranked a four-star recruit by Rivals.com and Scout.com...The No. 2 cornerback and the No. 37 overall player in the nation and the No. 11 player in the state of Florida, according to Rivals.com...Helped lead St. Thomas Aquinas to a 15-0 record, a 5A state championship and the No. 3 national ranking in the USA Today Super 25...Chose Florida over Texas Tech, Auburn and USC...Coached by George Smith.

ROBERSON'S CAREER HIGHS

Tackles: 5 (Alabama, 2011)
QB Sacks: None
Forced Fumbles: None
Fumble Recovery: 1 (UAB, 2011)
Interceptions: 1 (Georgia, 2011)

CAREER DEFENSIVE STATISTICS

| Year | UT-AT | TT | TFL | QBS | FF | FR | PD | INT |
|----------------|-------------|-----------|------------|------------|----------|----------|----------|----------|
| 2011 | 17-5 | 22 | 0.5 | 0.0 | 0 | 1 | 2 | 1 |
| Totals: | 17-5 | 22 | 0.5 | 0.0 | 0 | 1 | 2 | 1 |



50

OFFENSIVE LINE

Sam ROBEY

6-3 • 297 • RSR • 3L
Louisville, Ky./Trinity

CAREER: Redshirt senior offensive lineman that has seen action in 32 games for the Gators.

2011: Appeared in nine games on the year for Florida, seeing time on the offensive line against FAU, UAB, Kentucky, Alabama, LSU, Auburn, Georgia and Vanderbilt...Member of the Gators' field goal unit...Additionally, saw action in the Gators 24-17 victory over Ohio State in the 2012 TaxSlayer.com Gator Bowl.

2010: Dressed in all of Florida's games and played in 10 (all but Miami University, Georgia and South Carolina)...Saw time at center in Florida's wins over Kentucky, Vanderbilt, Appalachian State and Florida State...Played on special teams in the goal-line package and field-goal team in Florida's victory over Tennessee...Saw his first action of the season in Florida's victory over USF.

2009: Played in a total of 13 games for the Gators his redshirt freshman season, only missing the Tennessee game...Saw snaps in the 2009 SEC Championship Game, as well as the 2010 Allstate Sugar Bowl vs. Cincinnati.

2008: Dressed for Florida's contests against Alabama in the SEC Championship Game and Oklahoma in the FedEx BCS National Championship Game, but did not see action for the Gators during the season due to an injured left knee...Took a medical redshirt.

(continued on next page)



SAM ROBEY

COACHES

PLAYERS

2011 RECAP

HISTORY

HONORS

GATORS IN THE NFL

ALL-TIME RECORDS

RECORD BOOK

ALL-TIME LETTERMANNERS

FLORIDA ATHLETICS

Robey (continued)

PRIOR TO FLORIDA: Versatile athlete along the line who projects to play either center or guard collegiately... Three-time AP first-team all-state honoree as a three year starting offensive tackle... Helped lead Trinity to three consecutive state titles... Anchored a line for an offense that averaged over 40 points and over 450 yards of offense as a senior. Also was a two-year starting defensive end collecting seven tackles in an overtime victory in the Class 6A state final over St. Xavier as a senior... Honored as a co-winner of the Paul Hornung Award, sponsored by the Louisville Quarterback Club, presented to the state's top high school player... Two-time Kentucky High School first-team all state selection... Rivals.com three star recruit and No. 8 in the Kentucky Top 10... Three star prospect by Scout.com... Coached by Bob Beatty.



26

DEFENSIVE BACK

De'Ante SAUNDERS

5-8 • 186 • SO • 1L
DeLand, Fla./DeLand

CAREER: True sophomore who has appeared in 12 games, recording 26 tackles, two interceptions and a forced fumble.

2011: Saw action in 12 games, making nine starts as a true freshman... Finished his debut season with 26 tackles, two interceptions, a forced fumble and a fumble recovery... In UF's Gator Bowl win vs. Ohio State, recovered a fumble and recorded four tackles... Forced a fumble against Florida State... Returned an interception for a touchdown against Furman... Grabbed his first career interception at South Carolina... Made a career-best five tackles at Kentucky.

PRIOR TO FLORIDA: Rated a three-star prospect according to Scout.com and Rivals.com... In 2010, the 6A Florida Athletic Coaches Association Player of the Year for Seminole and Volusia counties... In his junior year, ran for 1,634 yards and 23 touchdowns... As a kick returner, had 580 yards and three touchdowns and led the Bulldogs on both sides of the ball to 6A state title game in his junior year... First-team All-State defensive back for 6A classification and named All-Central Florida Defensive Player of the Year by the Orlando Sentinel in 2009... Participated in the Under Armour High School All-American Game in 2011... Chose Florida over South Carolina, Ole Miss, Clemson, Cincinnati, USF and FIU... Coached by Kevin Pettis.

SAUNDERS' CAREER HIGHS

- Tackles: 5 (Kentucky, 2011)
- QB Sacks: None
- Forced Fumbles: 1 (Florida State, 2011)
- Fumble Recovery: 1 (Ohio State, 2011)
- Interceptions: 1 (2x, last Furman, 2011)

CAREER DEFENSIVE STATISTICS

| Year | UT-AT | TT | TFL | QBS | FF | FR | PD | INT |
|----------------|-------------|-----------|------------|------------|----------|----------|----------|----------|
| 2011 | 17-9 | 26 | 1.0 | 0.0 | 1 | 1 | 2 | 2 |
| Totals: | 17-9 | 26 | 1.0 | 0.0 | 1 | 1 | 2 | 2 |



35

RUNNING BACK

Jesse SCHMITT

5-7 • 166 • RJR • SQ
Palm Beach Gardens, Fla./Cardinal Newman

CAREER: A walk-on junior running back who has appeared in one game... Won the push-up contest at the 2011 Gator Charity Challenge.

2011: Dressed and appeared in one game (UAB)... Had one carry for zero yards against the Blazers.

PRIOR TO FLORIDA: Played varsity football in high school and was named team captain by his teammates... Recorded his best performance against Forrest Hill with eight tackles, two sacks and one safety... Awarded the Father Farrell Award for attitude, scholarship and citizenship by the football coaches in 2008... Considered attending Georgetown University and Stanford University.

CAREER RUSHING STATISTICS

| Year | No | Yds | Avg | TDs | Lg |
|----------------|----------|----------|------------|----------|----------|
| 2011 | 1 | 0 | 0.0 | 0 | 0 |
| Totals: | 1 | 0 | 0.0 | 0 | 0 |



10

DEFENSIVE BACK

Valdez SHOWERS

5-11 • 188 • RFR • SQ
Madison Heights, Mich./Madison

CAREER: A redshirt freshman who served on the scout team during the 2011 season.

2011: Served on the scout team and received a redshirt for the season.

PRIOR TO FLORIDA: Rated a four-star prospect by Scout.com, which ranks him the No. 13 cornerback available... Picked Florida because of great football and great academics... Named the Gatorade Player of the Year for Michigan and earned first-team all-state and all-conference honors... The Detroit News' Player of the Year... Played defensive back and running back... Recorded three interceptions and two fumble recoveries... He also rushed for 2,024 yards and 29 touchdowns as a senior and added 18 receptions for 257 yards and three touchdowns... As a junior, rushed for 1,572 yards and 20 touchdowns... Helped Madison Heights reach the regional finals in his junior and senior years... Chose Florida over Auburn, Iowa, Michigan, Michigan State and Wisconsin... Coached by Drake Wilkins.



77

OFFENSIVE LINE

Ian SILBERMAN

6-5 • 288 • RSO • 1L
Orange Park, Fla./Fleming Island

CAREER: Enrolled at UF in January 2010 and has appeared in four games.

2011: Appeared in three games for Florida throughout the 2011 season, seeing action on the Gators' offensive line against FAU, UAB and Furman.

2010: Dressed for all 13 of Florida's games... Saw first action as a Gator in the season opener vs. Miami University.

PRIOR TO FLORIDA: A four-star recruit and eighth-ranked offensive tackle according to Rivals.com... Participant in the 2010 Under Armour All-American Game in Orlando... Named to the Top 150 Dream Team by PrepStar Magazine... Saw limited action at defensive end as a senior... Led Fleming Island to a 10-2 record in his senior season, advancing to the FHSAA Regional finals... As a junior, was named to the FSWA 4A All-State Second Team OL, All-Area First Team and First Team All-County... Chose Florida over Auburn, LSU and USC... Coached by Jeff Webb.



80

WIDE RECEIVER

Ja'Juan STORY

6-3 • 206 • RFR • SQ
Brooksville, Fla./Nature Coast Technical

CAREER: Enrolled in the summer of 2011 and was a valuable member of the Scout Team while redshirting.

2011: Redshirted... Scout Team Player of the Week before the Furman game.

PRIOR TO FLORIDA: Ranked as a four-star recruit by Rivals.com and Scout.com... Rated the No. 6 wide receiver by ESPN.com... Ranked No. 43 on the ESPN Top 150 list... Competed in the 2011 Under Armour All-American Game... Also played quarterback in high school... Rushed for 847 yards and 12 touchdowns, passed for 427 yards and three touchdowns and caught seven passes for 123 yards and two touchdowns during his senior year... Chose Florida over Georgia, Ohio State, Oregon and USF... Coached by Mark Nash.



Caleb STURGIS

5-11 • 187 • RSR • 3L
St. Augustine, Fla./St. Augustine

19

KICKER

CAREER: A redshirt senior kicker who enrolled at Florida in January of 2008. . . Earned a medical redshirt for the 2010 season after a back injury sidelined him. . . Is 46-for-60 on field goal attempts and 96-for-101 on PATs. . . The 46 made field goals is second all-time at Florida. . . Has made five field goals of 50-or-more yards in his career, the most in UF history. . . Graduated with a degree in Sports Management and is currently enrolled in graduate school.

HONORS: Named a semifinalist for the Lou Groza Award in 2009 and a finalist in 2011. . . First Team ESPN.com All-American as well as a Second Team All-American by CBSports.com, Walter Camp, Yahoo! Sports, Sports Illustrated, Rivals.com and AP. . . First Team All-SEC in 2011 by the AP and the league's coaches. . . Three-time member of the SEC Academic Honor Roll.

2011: Named a finalist for the 2011 Lou Groza Award, given to the nation's top placekicker. . . Went 22-of-26 on the season with a long of 55 yards, the third-longest make in the country. . . Ranked third in the nation with 22 made field goals and also ranked third in field goal makes per game with 1.7. . . Converted on all 31 of his PAT attempts. . . Was one of only two kickers in FBS to have made three field goals of 50-or-more yards. . . Made his first 12 field goal attempts of the season before missing a 52 yarder vs. Alabama, the third-longest streak of makes to start a season in school history. . . Named a Lou Groza Award "Star of the Week" for Week 3 after converting on all four of his field goal attempts, a new career high, and all three of his extra point attempts vs. Tennessee. . . Also named SEC Special Teams Player of the Week for his performance against the Vols. . . Made three field goals against UAB. . . Scored the Gators first points of the 2011 season on a 51-yard make against FAU becoming the sixth kicker in UF history to make at least three 50-yard field goals in his career. . . Averaged 66.4 yards per kickoff with 10 touchbacks. . . Named to the 2011 SEC Fall Honor Roll.

2010: Named to the 2010 Fall SEC Academic Honor Roll. . . Was the primary placekicker in the first four games before suffering a back injury that sidelined him for the final nine games of the season. . . Was 2-for-4 on field goals and was 19-for-21 on extra points. . . Went 6-for-7 on extra points and had two touchbacks vs. Kentucky. . . Was perfect 4-for-4 on extra points and made his only field-goal attempt—a 44-yarder at Tennessee. . . Converted all five extra points and was 1-of-2 on field goals vs. USF, while also recording a tackle after a kickoff. . . Converted 4-of-5 extra-point attempts against Miami University.

2009: Named a semifinalist for the 2009 Lou Groza Award, given to the nation's top placekicker. . . Finished 22-for-30 on field goal attempts in 2009. . . Made a career-long 56-yard field goal against Georgia, the longest field goal in the SEC on the season. . . Made two or more field goals in seven of eight SEC regular-season games, and added a pair against Alabama in the SEC title game. . . Booted a 40-yard field goal in the Sugar Bowl win over Cincinnati, making him 4-for-4 on the year between 40-49 yards. . . Was 2-for-2 on field goal attempts, connecting from 48 and 32 yards against Alabama in the SEC Championship Game. Converted on his only PAT of the game and amassed 277 yards on four kickoffs (69.2 avg.) vs. the Crimson Tide. . . Went 2-for-2 with field goals from 27 and 45 yards against Vanderbilt and also went 3-for-3 on extra points. . . Nailed a career-long 56-yard field goal in the first half against Georgia, while also connecting on a 44-yard attempt. It was the second-longest field goals in school history. . . He is the only Gator since 1984 to connect on two field goals over 51 yards in the same season. . . Connected on three attempts against Mississippi State. . . Made the game-winning field goal in the closing seconds of the game vs. Arkansas from 27 yards out. Also connected on 30 and 51-yard field-goal attempts. Was named the SEC Special Teams Player of the Week and the Lou Groza Placekicker "Star of the Week" for his efforts. . . Was 2-for-3 in field goal attempts, connecting from 28 and 32 yards at LSU. . . Was 3-for-3 on his first-career field goal attempts and 2-for-2 on PATs against Tennessee. . . Named to the SEC Academic Honor Roll in the fall of

2009. . . Averaged 64.4 yards on 99 kickoffs with 10 touchbacks.

2008: Handled the kickoff duties for the Gators, averaging 63.7 yards on 90 kicks this season, including 12 touchbacks. . . Kicked off six times for 412 yards, a 68.7 average, in the SEC Championship Game against Alabama. . . Was 2-for-2 on PAT attempts for the season.

PRIOR TO FLORIDA: Played in the Under-Armour High School All-American Game. . . First-team Class 3A all-state honoree at placekicker. . . Converted 13-of-25 field goal attempts his senior year and made 63-of-64 PATs. . . Offensive Player of the Week in the Jacksonville area by the Florida Times-Union after connecting on 32, 37 and a 50-yard field goals. . . Booted field goals of 42, 40 and 46 yards against Ponte Vedra Beach (Nease). . . Made 8-of-16 field goal attempts in junior year, but six misses were beyond 56 yards. . . Made 54-of-57 PATs. . . Named one of the most outstanding kickers by One-On-One Kicking. . . Averaged over 70 yards on kickoff distance at the kicking expo with Mike McCabe and kicked a long field goal of 55 yards. . . Also played forward on St. Augustine's soccer squad and competed for Julington Creek. . . Two-star recruit by Rivals.com and earned three-star status by Scout.com. . . Scout.com's No. 3 kicker nationally. . . Coached by Joey Wiles.

(continued on next page)



CALEB STURGIS

STURGIS' CAREER HIGHS

Field Goals Attempted: 4 (4x, last Tennessee, 2011)
 Field Goals Made: 4 (Tennessee, 2011)
 Field Goals Long: 56 (Georgia, 2009)
 Kickoffs: 10 (3x, last Florida International, 2009)
 Kickoff Yards: 658 (The Citadel, 2008)
 Kickoff Average: 69.2, 4 kicks (Alabama, 2009)

CAREER KICKING STATISTICS

| Year | XPM | XPA | Pct | FG A/M | Pct | Lng | Pts |
|----------------|-----------|------------|-------------|--------------|-------------|-----------|------------|
| 2008 | 2 | 2 | 1.000 | 0/0 | .000 | -- | 2 |
| 2009 | 44 | 47 | .936 | 22/30 | .733 | 56 | 110 |
| 2010 | 19 | 21 | .905 | 2/4 | .500 | 44 | 25 |
| 2011 | 31 | 31 | 1.000 | 22/26 | .846 | 55 | 97 |
| Totals: | 96 | 101 | .950 | 46/60 | .767 | 56 | 234 |

CAREER KICKOFF STATISTICS

| Year | No | Yds | Avg | TB | OB |
|----------------|------------|---------------|-------------|-----------|-----------|
| 2008 | 90 | 5,733 | 63.7 | 12 | 8 |
| 2009 | 99 | 6,377 | 64.4 | 10 | 4 |
| 2010 | 27 | 1,765 | 65.4 | 4 | 2 |
| 2011 | 58 | 3,851 | 66.4 | 10 | 1 |
| Totals: | 274 | 17,726 | 64.7 | 36 | 15 |



51
LINEBACKER
Michael TAYLOR
 6-0 • 220 • RSO • 1L
 Atlanta, Ga./Westlake

CAREER: Redshirt sophomore linebacker who has seen action in 12 games for the Gators.

2011: Appeared in 12 games (all but Tennessee), making his first career start against Vanderbilt. . . Recorded 36 tackles on the year, including 4.5 for loss, forced a fumble and had a 30-yard interception return. . . Earned a Ball Hawk team weekly award after the Kentucky game. . . Had a tackle against Ohio State in the Gator Bowl. . . Recorded three tackles and forced a fumble against Florida State. . . Recorded a team-leading seven tackles in his first career start against Vanderbilt. . . Notched six tackles against Georgia. . . Recorded a career-high seven tackles at LSU. . . Notched six tackles, two for a loss of five yards, and had a 30-yard interception return at Kentucky. . . Notched three tackles, one for a loss, in his first career appearance against FAU.

2010: Did not see game action and redshirted.

PRIOR TO FLORIDA: Ranked a four-star prospect and No. 3 inside linebacker in the country by Rivals.com. . . Named the White Team MVP in the 2010 Under Armour All-American Game. . . Finished his junior season with 160 tackles, 20 TFL, eight fumbles caused, five sacks and three fumbles recovered. . . Earned All-League Honors. . . Chose Florida over LSU, Miami, Stanford, Tennessee and Virginia Tech. . . Coached by Gregory Minnis.

TAYLOR'S CAREER HIGHS

Tackles: 7 (2x, last Vanderbilt, 2011)
 Sacks: None
 Forced Fumbles: 1 (Florida State, 2011)
 Interceptions: 1 (Kentucky, 2011)

CAREER DEFENSIVE STATISTICS

| Year | UT-AT | TT | TFL | QBS | FF | FR | PD | INT |
|----------------|--------------|-----------|------------|------------|----------|----------|----------|----------|
| 2011 | 24-12 | 36 | 4.5 | 0.0 | 1 | 0 | 0 | 1 |
| Totals: | 24-12 | 36 | 4.5 | 0.0 | 1 | 0 | 0 | 1 |




63
OFFENSIVE LINE
Trip THURMAN
 6-5 • 315 • RFR • SQ
 Dover, Del./Dover

CAREER: Had shoulder surgery early in 2011 and redshirted.

2011: Appeared on the Gators' special teams field goal unit for the Gators against UAB, where he made his playing debut as a true freshman. . . Earned a redshirt.

PRIOR TO FLORIDA: A four-star recruit by Rivals.com, which rates him the No. 13 prospect at his position in the nation and the top recruit from Delaware. . . A first-team All-Cape Henlopen Conference performer on both sides of the ball. . . Chose Florida over Boston College, South Carolina, Rutgers, Maryland and Clemson. . . Coached by Carlton Brown.



95
KICKER
Francisco VELEZ
 5-9 • 173 • RSO • SQ
 Ocala, Fla./Trinity Catholic

CAREER: Enrolled at UF in summer of 2010 and walked on in September 2010.

2011: A member of the UF Scout Team. . . Did not see game action in 2011. . . Named to the 2011 SEC Fall Honor Roll.

PRIOR TO FLORIDA: Completed 24 of 26 field goal attempts and connected on 170 of 172 extra points during his high school career. . . Helped his team become the Class 2B state runner-up in 2008. . . Awarded Athlete of the Week for converting 40, 45 and 47-yard field goals in one game. . . Also participated in varsity soccer for two years.



14
DEFENSIVE BACK
Jaylen WATKINS
 6-0 • 187 • JR • 2L
 Cape Coral, Fla./Cape Coral

CAREER: Appeared in 23 games, making 42 tackles in his two seasons at Florida.

2011: Played in all 13 games, making eight starts, including starting the last six games of the season. . . Finished his season with 34 tackles and five pass breakups. . . Made multiple tackles in nine games. . . Talled a tackle for a 12-yard loss against Florida State. . . Registered five tackles against Vanderbilt. . . Recorded a career-best six tackles at Kentucky, his first-career start.

2010: Saw action in all but three games (Tennessee, Mississippi State, Georgia), mostly as a gunner on punt returns. . . Notched three tackles in the 2011 Outback Bowl victory over Penn State. . . Talled two tackles in the home win over Appalachian State. . . Recorded his first career tackle and pass breakup in the win over USF. . . Saw action against Miami University in the season opener.

PRIOR TO FLORIDA: A dual threat who played quarterback and defensive back at Cape Coral. . . The No. 4 cornerback prospect according to Scout.com. . . Participant in the 2010 U.S. Army All-American Bowl in San Antonio. . . Named to the Top 150 Dream Team by PrepStar Magazine. . . Led Cape Coral to an 11-1 record in his senior season, advancing to the FHSAA 4A Regional semifinals. . . Passed for 1,230 yards and 13 touchdowns as a senior and rushed for 928 yards with 10 touchdowns. . . Also had 29 receptions for 461 yards and five touchdowns. . . Named the Florida Athletic Coaches Association District 16 Player of the Year in 2009. . . Talled 71 total tackles with 36 solo, three interceptions and a fumble recovery a junior, while also rushing for 329 yards and five touchdowns and passing for 419 yards and another five touchdowns as a part time quarterback. . . Named All-Area first-team and FSWA 5A second-team All-State in 2008. . . Ran track at Cape Coral and advanced to the 4A Track Championships in the 4x100 relay. . . Chose Florida over Alabama, Duke, Florida State, Miami, Tennessee and Wake Forest. . . Coached by Mike Goebbel.

WATKINS' CAREER HIGHS

Tackles: 6 (Kentucky, 2011)
 QB Sacks: None
 Forced Fumbles: None
 Fumble Recovery: None
 Interceptions: None

CAREER DEFENSIVE STATISTICS

| Year | UT-AT | TT | TFL | QBS | FF | FR | PD | INT |
|----------------|--------------|-----------|------------|------------|----------|----------|----------|----------|
| 2010 | 5-3 | 8 | 0.0 | 0.0 | 0 | 0 | 1 | 0 |
| 2011 | 26-8 | 34 | 1.0 | 0.0 | 0 | 0 | 5 | 0 |
| Totals: | 31-11 | 42 | 1.0 | 0.0 | 0 | 0 | 6 | 0 |



97

TIGHT END

Tevin WESTBROOK

6-5 • 268 • SO • 1L
Coconut Creek, Fla./North Broward Prep

CAREER: Saw action in three games as a true freshman player as a reserve on the defensive line and on special teams... Transitioned to tight end during the summer of 2012.

2011: Appeared in three games as a true freshman: FAU, UAB and Kentucky... Had two tackles at Kentucky, including a 6-yard TFL... Named Scout Team Offensive Player of the Week after Furman.

PRIOR TO FLORIDA: A Rivals.com three-star prospect... Helped North Broward Prep to a 6-3 record his senior year... Also played basketball in high school... Chose Florida over UConn, North Carolina, Purdue and USF... Coached by Rex Nottage.

WESTBROOK'S CAREER HIGHS

Tackles: 2 (Kentucky, 2011)

Sacks: None

Forced Fumbles: None

Interceptions: None

CAREER DEFENSIVE STATISTICS

| Year | UT-AT | TT | TFL | QBS | FF | FR | PD | INT |
|----------------|------------|----------|------------|------------|----------|----------|----------|----------|
| 2011 | 1-1 | 2 | 1.0 | 0.0 | 0 | 0 | 0 | 0 |
| Totals: | 1-1 | 2 | 1.0 | 0.0 | 0 | 0 | 0 | 0 |



66

OFFENSIVE LINE

James WILSON

6-4 • 327 • RSR • 2L
St. Augustine, Fla./Nease

CAREER: Redshirt senior offensive lineman who has played in 38 games at Florida, making six starts.

2011: Missed the season opener, but appeared on the offensive line throughout the remaining 12 games of the season for Florida, putting time in against FAU, UAB, Tennessee, Kentucky, Alabama, LSU, Auburn, Georgia, Vanderbilt, South Carolina, Furman and Florida State... Earned his first start of the season, and sixth of his career, when he lined up at left guard against Ohio State in the TaxSlayer.com Gator Bowl... Named the Scout Team Defensive Player of the Week following the Kentucky game... A key contributor on the Gators' field goal unit.

2010: Did not play in Florida's last 10 games, as he was sidelined with a left knee injury... Made the start at left guard vs. the Miami RedHawks and also saw time against USF.

2009: Played in all 14 of UF's games his redshirt sophomore season and secured four starts vs. Charleston Southern, Troy, Tennessee and Arkansas... Contributed to Florida's 51-24 2010 Allstate Sugar Bowl victory in New Orleans, La., as the Gators finished the 2009 season 13-1... Played in the 2009

SEC Championship Game vs. Alabama... Made the start at left guard as Florida defeated Arkansas 23-20 on Homecoming... Took 33 snaps on the road in Lexington as the Gators defeated UK, 41-7... Contributed to Florida's offensive efforts in the win over Tennessee, taking 49 snaps on the line... Started at left guard in UF's win over Troy, taking 51 snaps and grading out at 80 percent in the 56-6 victory... Made his first career start as a Gator, securing the left guard position in the first game and victory of the 2009 season against Charleston Southern, where he graded out at 86 percent and recorded one knock down.

2008: Dressed for all 14 games and saw action in 10 as a Gator during Florida's 2008 SEC and 2008 BCS title runs... Graded out a Champion for the first time during the season for his effort against The Citadel, checking in at 82 percent.

2007: Did not see action as a redshirt, but dressed for four games (Western Kentucky, Troy, Tennessee, Michigan).

PRIOR TO FLORIDA: Rated the No. 1 offensive guard and No. 2 overall prospect by Rivals.com... Rated second among offensive guards according to Scout.com... Rated 44th on the ESPN150 list... The Scout.com five-star offensive guard chose Florida over USC and Notre Dame... In 2006, he was chosen as a U.S. Army All-American... A member of the Class 4A all-state team after leading Nease to a 14-1 record with district and regional championship wins... Helped Nease win the state championship in 2005 by collecting 69 pancakes and 51 downfield blocks... Also played basketball for Nease and was a state weightlifting qualifier in 2006... High school coach was Craig Howard.



JAMES WILSON

2012 SIGNING CLASS

Raphael ANDRADES

6-0 • 190 • FR • HS
Tallahassee, Fla./Lincoln

86

WIDE RECEIVER

PRIOR TO FLORIDA: Three-star recruit...Rated the No. 99 wide receiver in the country by Rivals.com...Receiver with good size, athleticism, speed and leaping ability...Helped lead Lincoln to a 9-2 record as a senior...Selected to the AP Class 7A All-State Second Team as a wide receiver...Totaled 41 catches for over 800 yards with a school-record 13 touchdowns as a senior...As a junior, helped the Lincoln Trojans win the FHSAA Class 4A State Championship...Chose Florida over Arkansas, Illinois, Notre Dame and Vanderbilt...Coached by Yusuf Shakir...Former Gator wide receiver Jacquez Green served as Andrades' position coach in high school...Selected as an outfielder in the 36th round of the 2012 Major League Baseball First-Year Player Draft by the Kansas City Royals.

Willie BAILEY

6-1 • 170 • FR • HS
Hallandale, Fla./Hallandale

27

DEFENSIVE BACK

Enrolled in January of 2012...**PRIOR TO FLORIDA:** Three-star recruit...Attended Hallandale High School...Rated the No. 24 cornerback in the country by ESPN...Selected as the No. 77 high school player in the state of Florida by Rivals.com...Selected to the AP Class 5A All-State Second Team as a defensive back...Talented defensive back with good size...Led Hallandale to a 6-4 record as a senior...Chose Florida over Miami, North Carolina and USF...Coached by Dameon Jones.

Jonathan BULLARD

6-3 • 263 • FR • HS
Shelby, N.C./Crest Senior

90

DEFENSIVE LINE

PRIOR TO FLORIDA: A five-star prospect according to Scout.com and Rivals.com...Rated the No. 6 overall prospect by Rivals.com and the No. 2 prospect in the state of North Carolina behind fellow signee D.J. Humphries...Also ranked the No. 1 strongside defensive end recruit in the nation by Rivals.com and the No. 4 defensive end overall by ESPN and Scout.com...Ranked No. 37 on the ESPN 150...Named an Honorable Mention All-American by Sports Illustrated...Participated in the prestigious U.S. Army All-American Bowl...Selected to the AP All-State First Team as a senior...Recorded 82 tackles and 16 sacks during his senior season...Helped lead Crest to a 12-4 record his senior season and finished as the NCHSAA Class 3AA Runner-Up...Chose Florida over Alabama, Auburn, Clemson, South Carolina and Nebraska...Coached by Mark Barnes.

Bryan COX, Jr.

6-3 • 247 • FR • HS
Ft. Lauderdale, Fla./St. Thomas Aquinas

94

DEFENSIVE LINE

PRIOR TO FLORIDA: A three-star prospect according to ESPN, Scout.com and Rivals.com...Rated the No. 66 player in the state of Florida and the No. 37 strongside defensive end in the country by Rivals.com...Suffered a wrist injury early in his senior season and missed significant time...Led St. Thomas to a 10-3 record in 2011...Son of former NFL linebacker Bryan Cox, who played 12 seasons with the Miami Dolphins, Chicago Bears, New York Jets, New England Patriots and New Orleans Saints...Chose Florida over Louisville, Miami (FL) and Michigan State...Coached by Rocco Casullo.

Jessamen DUNKER

6-4 • 313 • FR • HS
Boynton Beach, Fla./Boynton Beach Comm.

74

OFFENSIVE LINE

Enrolled in January of 2012...**PRIOR TO FLORIDA:** Consensus four-star recruit...Selected as the No. 46 recruit in the ESPN 150...Ranked the No. 4 offensive guard in the country by ESPN...Listed as the No. 20 recruit in the state of Florida by Rivals.com...Named a PARADE High School All-American and 2011 Under Armour All-American...Named to the Press-Register's 120 List...Selected to play in the 2011 FACA All-State Game...Selected to the AP Class 5A All-State First Team...Transferred to Boynton Beach High School as a junior after moving to Florida from Georgia...Did not play football until his junior year of high school...Chose Florida over Auburn, LSU, Alabama, Georgia, Vanderbilt, Tennessee, South Carolina, Baylor, Florida State, Notre Dame and West Virginia...Coached by Rick Swain.

Dante FOWLER, Jr.

6-3 • 261 • FR • HS
St. Petersburg, Fla./Lakewood Senior

6

LINEBACKER

PRIOR TO FLORIDA: A five-star prospect ranked the No. 3 weakside defensive end and No. 28 recruit overall by Rivals.com...The No. 5 prospect in the state of Florida according to Rivals.com...Ranked in the Rivals100 national list (No. 28) as well as the ESPN 150 national list (No. 71)...Named an Honorable Mention All-American by Sports Illustrated...Competed in the 2012 Under Armour All-American Game...Helped Lakewood to a 7-4 record as a senior...Chose Florida over Florida State, Southern Cal, Auburn, Georgia, LSU and Ohio State among others...Coached by Cory Moore.

Austin HARDIN

5-10 • 204 • FR • HS
Atlanta, Ga./Marist

16

KICKER

PRIOR TO FLORIDA: A three-star prospect according to ESPN and Scout.com...Rated the No. 1 kicking prospect in the nation by ESPN...Kicked at the Under Armour All-America game...Named to the Georgia Sportswriters Association Class 4A All-State Team...Went 13-of-20 on field goals, including a 59-yard game-winner, and converted all of his extra-point attempts...Helped Marist to a 9-3 record as a senior...All seven of his misses came from over 50 yards...Chose Florida over Auburn and Tennessee...Coached by Alan Chadwick.

D.J. HUMPHRIES

6-6 • 272 • FR • HS
Charlotte, N.C./Mallard Creek

70

OFFENSIVE LINE

Enrolled in January of 2012...**PRIOR TO FLORIDA:** A consensus five-star and top-20 recruit...Rated as the No. 2 prospect by Rivals.com, the No. 7 prospect by ESPN and the No. 11 prospect by Scout.com...The No. 1 recruit out of the state of North Carolina according to Rivals.com...Named a first-team high school All-American by USA Today, ESPN, Rivals.com, MaxPreps and Sports Illustrated...Started since his freshman season and did not allow a sack since his freshman season...Led Mallard Creek to a 13-1 record and berth in the NCHSAA Class 4AA State Semifinals...Mallard Creek finished No. 47 in the nation in the final POWERADE FAB 50 rankings...An AP All-State first team selection...Selected to participate in the 2012 U.S. Army All-America Bowl...Coached by Michael Palmieri...Father, D.J., played football at Presbyterian College and in the Arena Football League.

Damien JACOBS

6-3 • 310 • JR • JUCO
Scooba, Miss./East Mississippi CC

4

DEFENSIVE LINE

Enrolled in January of 2012...**PRIOR TO FLORIDA:** Rated a four-star JUCO prospect by Rivals.com and Scout.com...Rated a three-star prospect by Rivals.com coming out of high school in 2009...Originally committed to Florida State...Spent the 2010 and 2011 seasons playing at East Mississippi Community College, where the Lions won the 2011 NJCAA Football National Championship...In 2011, Jacobs recorded 47 total tackles, eight TFLs, two sacks, four quarterback hurries and two fumble recoveries for the undefeated EMCC Lions...Coached by Buddy Stephens at EMCC.

Matt JONES
6-2 • 213 • FR • HS
Seffner, Fla./Armwood

24

RUNNING BACK

PRIOR TO FLORIDA: Rated a four-star prospect by ESPN, Scout.com and Rivals.com...Rated the 11th-best running back prospect by ESPN...The No. 137 player overall according to Scout.com...Rated the No. 32 player in the state of Florida by Rivals.com...Earned Honorable Mention All-State honors as a senior despite missing four games with a knee injury...Helped lead Armwood to a 15-0 record and the FHSAA Class 6A Championship his senior year while rushing for 896 yards (6.49 yards per carry) and 10 touchdowns despite missing four games...Also had nine catches for 197 yards and three touchdowns...Armwood finished No. 2 in the nation in the final POWERADE FAB 50 rankings and No. 3 in the nation in the final USA Today Super 25 rankings...Chose Florida over Alabama, Auburn and Clemson...Coached by Sean Callahan.

Rhaheim LEDBETTER
5-11 • 195 • FR • HS
Shelby, N.C./Crest Senior

29

DEFENSIVE BACK

PRIOR TO FLORIDA: A four-star prospect according to ESPN and Scout.com...Rated the No. 9 safety in the nation by ESPN and the No. 12 player out of the state of North Carolina by Rivals.com...Ranked No. 150 overall nationally by Scout.com...Selected to the AP All-State First Team as a senior...Helped lead Crest to a 12-4 record his senior season and finished as the NCHSAA Class 3AA Runner-Up...Chose Florida over Auburn, Clemson and South Carolina...Cousin is former Gator and current New England Patriot linebacker Brandon Spikes...Coached by Mark Barnes.

Jafar MANN
6-3 • 293 • FR • HS
Stone Mountain, Ga./Stephenson

96

DEFENSIVE LINE

PRIOR TO FLORIDA: Rated a three-star prospect by ESPN, Scout.com and Rivals.com...The No. 30 Defensive Tackle in the nation according to ESPN...Ranked No. 54 out of the state of Georgia according to Scout.com...Helped lead Stephenson to a 9-2 record his senior season...Chose Florida over Auburn, Georgia and Tennessee...Coached by Ron Gartrell.

Marcus MAYE
5-11 • 200 • FR • HS
Melbourne, Fla./Holy Trinity Episcopal School

20

DEFENSIVE BACK

PRIOR TO FLORIDA: Rated a four-star prospect by ESPN, Scout.com and Rivals.com...The No. 5 Safety in the country and the No. 70 player overall by Rivals.com...Ranked the No. 13 player in the state of Florida by Rivals.com...Competed in the Under Armour All-America Game...Recorded four interceptions and 45 tackles during his senior season at Holy Trinity...Also played running back for the Tigers, rushing for 712 yards and nine touchdowns as a senior...Against Heritage, Maye went 3-for-3 passing for 63 yards and two touchdowns, his only passing attempts of the season...Chose Florida over Alabama, Auburn, Florida State and LSU...Coached by Mark Ainsley.

Alex McCALISTER
6-6 • 223 • FR • HS
Clemmons, N.C./West Forsyth

95

LINEBACKER

PRIOR TO FLORIDA: A four-star prospect by ESPN.com...The No. 14 prospect in the state of North Carolina according to Rivals.com...Also rated the No. 26 Weakside Defensive End in the nation by Rivals.com...Selected to the AP All-State First Team as a senior...West Forsyth finished with a 4-6 record during his senior season...Chose Florida over Georgia Tech, Georgia, North Carolina and South Carolina among others...Coached by Adrian Snow.

Skyler MORNHINWEG
6-3 • 190 • FR • HS
Philadelphia, Pa./Saint Joseph's Prep

17

QUARTERBACK

PRIOR TO FLORIDA: Rated a four-star recruit, the No. 6 player in Pennsylvania and the No. 19 quarterback nationally by ESPN.com...Went 110-for-229 for 1,546 passing yards and 13 touchdowns as a senior...Finished his career as the all-time leading passer at Saint Joseph's Prep and is fifth all-time in Philadelphia city history...Totaled 4,912 passing yards, 1,243 rushing yards and 71 total touchdowns (52 passing, 17 rushing, 2 interception returns) in his high school career...Engineered six fourth-quarter comebacks playing for Saint Joseph's...Was a four-year starter at quarterback and three-year starter at defensive back for Saint Joseph's...Named the MVP of the Catholic League and was three-time First Team All Catholic (QB and DB)...First team all league, all city and all region selection...Won the Leroy Kelly Award, given to Southeast Pennsylvania's Player of the Year...Named to the 2012 Pennsylvania Big 33 team...Played in the 2012 U.S. Semper Fidelis All-American game...Chose Florida over Penn State, Stanford and Tennessee...Coached by Gabe Infante...Son of Marty Mornhinweg, the Philadelphia Eagles offensive coordinator and former head coach of the Detroit Lions.

Antonio MORRISON
6-1 • 216 • FR • HS
Bolingbrook, Ill./Bolingbrook

12

LINEBACKER

Enrolled in January of 2012...**PRIOR TO FLORIDA:** Rated a four-star prospect, the No. 5 recruit in Illinois and the No. 10 inside linebacker nationally by Rivals.com...Ranked the top linebacker prospect in the Midwest by Tom Lemming and No. 204 player overall in the nation by Rivals.com...Named a high school All-American by USA Today (2nd Team LB), ESPN (3rd Team LB) and Sports Illustrated (Honorable Mention LB)...Selected to the ESPN High School Illinois All-State team...Led Bolingbrook to a 13-1 record and IHSA Class 8A State Championship as a senior, the school's first-ever state title...Had to miss the title game due to injury...Bolingbrook finished No. 36 in the nation in the final POWERADE FAB 50 rankings...Had 101 tackles, seven sacks, three forced fumbles and an interception as a junior at Bolingbrook...Selected to the 2011 Semper Fidelis All-American Bowl...Chose Florida over Alabama, Tennessee, Arizona and Purdue among others...Coached by John Ivlow.

Dante PHILLIPS
6-6 • 270 • FR • HS
Venice, Fla./Venice Senior

92

DEFENSIVE LINE

PRIOR TO FLORIDA: A consensus four-star recruit...Rated the No. 9 defensive tackle in the nation and the No. 24 player in the state of Florida according to Rivals.com...Ranked No. 120 on the Rivals250 national list...Ranked No. 110 on the ESPN Top 150 national list...Participated in the 2012 U.S. Army All-American Bowl...Helped Venice Senior High School to the regional semifinals and a 9-2 record as a senior...Chose Florida over Auburn, Miami, USF, Alabama and Florida State among others...Coached by John Peacock.

Latroy PITTMAN
6-0 • 201 • FR • HS
Citra, Fla./North Marion

13

WIDE RECEIVER

Enrolled in January of 2012...**PRIOR TO FLORIDA:** Rated a four-star recruit by ESPN and Rivals.com...Listed as the 24th-ranked wide receiver in the nation by ESPN...Participated in the 2012 Under Armour All-American Game...Caught 25 passes for 481 yards (19.24 average) with eight touchdowns as a senior...Also recorded 38 tackles and five interceptions on defense...Helped North Marion to the 5A Regional Semifinals and a 9-3 record during his senior season...Selected to the AP Class 5A All-State Third Team as a defensive back...Will be the first member of his family to attend college...Chose Florida over Notre Dame, Alabama, Florida State, Georgia, Miami, Michigan, USF and Auburn...Coached by Craig Damon.

Brian POOLE
5-10 • 202 • FR • HS
Bradenton, Fla./Southeast

24

DEFENSIVE BACK

PRIOR TO FLORIDA: A five-star recruit by Scout.com who is also rated the No. 2 cornerback in the nation... Ranked as the No. 25 player in the country by Scout.com... Rated the No. 16 player in the state of Florida... Ranked No. 82 on ESPN's Top 150 national list and ranked No. 80 on the Rivals100 national list... Participant in the 2012 Under Armour All-American Game... Selected to the AP Class 5A All-State First Team... Led Southeast High School to the regional finals and a 7-3 record as a senior... Chose Florida over Alabama, Florida State, Georgia, Notre Dame, Auburn and Miami among others... Coached by Paul Maechtle.

Jeremi POWELL
6-1 • 193 • FR • HS
Largo, Fla./Pinellas Park

28

LINEBACKER

PRIOR TO FLORIDA: A consensus four-star recruit... Ranked the No. 17 outside linebacker and the No. 35 player in the state of Florida by Rivals.com... Rated No. 220 on the Rivals250 national list... Also played running back and wide receiver in high school... Selected to the AP Class 7A All-State First Team... Recorded 15 sacks as a senior... Caught a game-winning touchdown pass with 21 seconds left in the game to beat St. Petersburg High School in 2011... Helped Pinellas Park to the regional quarterfinals and a 7-4 record as a senior... Will be the first member of his family to attend college... Chose Florida over Alabama, South Carolina, USF, Purdue and Iowa State... Coached by Ken Crawford.

Kent TAYLOR
6-5 • 225 • FR • HS
Land O'Lakes, Fla./Land O'Lakes

18

TIGHT END

PRIOR TO FLORIDA: A consensus four-star recruit... Rated as the No. 1 tight end in the nation by Rivals.com and Scout.com... Ranked the No. 10 player in the state of Florida by Rivals.com... The No. 54 prospect on the Rivals100 national list as well as No. 73 overall in the nation by Scout.com... Named an Honorable Mention All-American by Sports Illustrated... Competed in the 2012 U.S. Army All-American Bowl... Selected to the AP Class 6A All-State Third Team... As a senior, helped Land O'Lakes High School to a 7-3 record... Recorded 30 catches for 480 yards with five touchdowns in his senior season despite missing the first month of the season with a broken left hand... Named first-team all-conference his senior season... Chose Florida over many schools including Alabama, Arkansas, Auburn, Florida State, Georgia, Miami, Notre Dame, Ohio State and Oregon... Coached by Brian Wachtel.

Colin THOMPSON
6-4 • 252 • FR • HS
Warminster, Pa./Archbishop Wood

84

TIGHT END

PRIOR TO FLORIDA: A consensus four-star recruit... Rated as the No. 2 tight end in the nation by ESPN.com and Scout.com... Ranked No. 117 in the ESPN 150 and No. 106 overall by Scout.com... The No. 5 prospect out of the state of Pennsylvania according to Rivals.com... Named an Honorable Mention All-American by Sports Illustrated... Participant in the 2012 Under Armour All-American Game... Selected to the Pennsylvania Sportswriters Class AAA All-State Team... Helped Archbishop Wood to a 14-1 record in his senior season... High school finished No. 19 in the final POWERADE FAB 50 rankings and No. 21 in the final USA Today Super 25 rankings... Archbishop Wood High School won the school's first-ever title, winning the PIAA Class 3A State Championship Game 52-0... Had 13 catches for 208 yards and four touchdowns as a senior... Chose Florida over many schools, including Alabama, Penn State, Pittsburgh, South Carolina, Stanford, Tennessee and Wisconsin... Coached by Steve Devlin.

Quinteze WILLIAMS
6-5 • 255 • FR • HS
Tyrone, Ga./Sandy Creek

98

DEFENSIVE LINE

PRIOR TO FLORIDA: Rated a four-star prospect by ESPN.com... Ranked the No. 37 recruit in Georgia by Rivals.com... The No. 22 Defensive Tackle in the nation according to ESPN... Selected to the Georgia Sportswriters Association's Class 3A All-State First Team... Helped Sandy Creek win the GHSA 3A championship as a junior and led them to the quarterfinals as a senior with a 12-1 record... Chose Florida over Auburn, Florida State, Georgia and Tennessee among others... Coached by Chip Walker.

2012 SIGNING CLASS

EARLY ENROLLEES

| # | Name | Pos. | Ht. | Wt. | Hometown/High School/Previous School |
|----|------------------|------|-----|-----|--------------------------------------|
| 27 | Willie Bailey | DB | 6-1 | 167 | Hallandale/Hallandale |
| 74 | Jessamen Dunker | OL | 6-4 | 320 | Boynton Beach/Boynton Beach Comm. |
| 70 | D.J. Humphries | OL | 6-6 | 271 | Charlotte, N.C./Mallard Creek |
| 4 | Damien Jacobs | DL | 6-3 | 310 | Scooba, Miss./East Mississippi CC |
| 12 | Antonio Morrison | LB | 6-1 | 209 | Bolingbrook, Ill./Bolingbrook |
| 13 | Latroy Pittman | WR | 6-0 | 195 | Citra/North Marion |

SIGNED NATIONAL LETTER OF INTENT

| # | Name | Pos. | Ht. | Wt. | Hometown/High School/Previous School |
|----|-------------------|------|------|-----|---|
| 86 | Raphael Andrades | WR | 6-0 | 190 | Tallahassee/Lincoln |
| 90 | Jonathan Bullard | DL | 6-3 | 263 | Shelby, N.C./Crest Senior |
| 94 | Bryan Cox Jr. | DL | 6-3 | 247 | Fort Lauderdale/St. Thomas Aquinas |
| 6 | Dante Fowler Jr. | OLB | 6-3 | 261 | St. Petersburg/Lakewood Senior |
| 16 | Austin Hardin | K | 5-10 | 204 | Atlanta, Ga./Marist School |
| 24 | Matt Jones | RB | 6-2 | 213 | Seffner/Armwood |
| 29 | Rhaheim Ledbetter | DB | 5-11 | 195 | Shelby, N.C./Crest Senior |
| 96 | Jafar Mann | DL | 6-3 | 293 | Stone Mountain, Ga./Stephenson |
| 20 | Marcus Maye | DB | 5-11 | 200 | Melbourne/Holy Trinity Episcopal School |
| 95 | Alex McCalister | OLB | 6-6 | 223 | Clemmons, N.C./West Forsyth |
| 17 | Skyler Mornhinweg | QB | 6-3 | 190 | Philadelphia, Pa./Saint Joseph's Prep |
| 92 | Dante Phillips | DL | 6-6 | 270 | Venice/Venice Senior |
| 24 | Brian Poole | DB | 5-10 | 202 | Bradenton/Southeast |
| 28 | Jeremi Powell | LB | 6-1 | 193 | Largo/Pinellas Park |
| 18 | Kent Taylor | TE | 6-5 | 225 | Land O'Lakes/Land O'Lakes |
| 84 | Colin Thompson | TE | 6-4 | 252 | Warminster, Pa./Archbishop Wood |
| 98 | Quinteze Williams | DL | 6-5 | 255 | Tyrone, Ga./Sandy Creek |

2011 RESULTS

(7-6 Overall, 3-5 SEC)

| Date | Opponent | Score | Overall | Conference | Time | Attendance |
|--------|------------------------|---------|---------|------------|------|------------|
| Sep 3 | FAU | W 41-3 | 1-0 | 0-0 | 3:13 | 88,708 |
| Sep 10 | UAB | W 39-0 | 2-0 | 0-0 | 3:01 | 87,473 |
| Sep 17 | TENNESSEE* | W 33-23 | 3-0 | 1-0 | 3:49 | 90,744 |
| Sep 24 | at Kentucky* | W 48-10 | 4-0 | 2-0 | 3:15 | 65,134 |
| Oct 1 | #3 ALABAMA* | L 10-38 | 4-1 | 2-1 | 3:21 | 90,888 |
| Oct 8 | at #1 LSU* | L 11-41 | 4-2 | 2-2 | 3:16 | 93,022 |
| Oct 15 | at #24 Auburn* | L 6-17 | 4-3 | 2-3 | 3:18 | 87,451 |
| Oct 29 | vs. #22 Georgia* | L 20-24 | 4-4 | 2-4 | 3:44 | 84,524 |
| Nov 5 | VANDERBILT* | W 26-21 | 5-4 | 3-4 | 3:16 | 90,144 |
| Nov 12 | at #15 South Carolina* | L 12-17 | 5-5 | 3-5 | 3:16 | 80,250 |
| Nov 19 | FURMAN | W 54-32 | 6-5 | 3-5 | 3:14 | 84,674 |
| Nov 26 | FLORIDA STATE | L 7-21 | 6-6 | 3-5 | 3:30 | 90,798 |
| Jan 2 | vs. Ohio State | W 24-17 | 7-6 | 3-5 | 3:09 | 61,312 |

* indicates Southeastern Conference game

TEAM STATISTICS

| | UF | OPP |
|--------------------------------|---------------------|--------------------|
| SCORING | 331 | 264 |
| Points Per Game | 25.5 | 20.3 |
| FIRST DOWNS | 222 | 219 |
| Rushing | 95 | 101 |
| Passing | 106 | 90 |
| Penalty | 21 | 28 |
| RUSHING YARDAGE | 1,859 | 1,725 |
| Yards Gained Rushing | 2,296 | 2,163 |
| Yards Lost Rushing | 437 | 438 |
| Rushing Attempts | 469 | 507 |
| Average Per Rush | 4.0 | 3.4 |
| Average Per Game | 143.0 | 132.7 |
| TDs Rushing | 17 | 16 |
| PASSING YARDAGE | 2,414 | 2,169 |
| Comp-Att-Int | 182-320-13 | 186-341-8 |
| Average Per Pass | 7.5 | 6.4 |
| Average Per Catch | 13.3 | 11.7 |
| Average Per Game | 185.7 | 166.8 |
| TDs Passing | 13 | 15 |
| TOTAL OFFENSE | 4,273 | 3,894 |
| Total Plays | 789 | 848 |
| Average Per Play | 5.4 | 4.6 |
| Average Per Game | 328.7 | 299.5 |
| KICK RETURNS: #-Yards | 47-1,137 | 61-1,327 |
| PUNT RETURNS: #-Yards | 25-178 | 18-99 |
| INT RETURNS: #-Yards | 8-148 | 13-244 |
| KICK RETURN AVERAGE | 24.2 | 21.8 |
| PUNT RETURN AVERAGE | 7.1 | 5.5 |
| INT RETURN AVERAGE | 18.5 | 18.8 |
| FUMBLES-LOST | 28-13 | 15-6 |
| PENALTIES-Yards | 100-773 | 90-740 |
| Average Per Game | 59.5 | 56.9 |
| PUNTS-Yards | 57-2,267 | 75-3,114 |
| Average Per Punt | 39.8 | 41.5 |
| Net Punt Average | 37.3 | 37.5 |
| TIME OF POSSESSION/Game | 28:19 | 31:41 |
| 3RD-DOWN Conversions | 51/159 | 48/176 |
| 3rd-Down Pct | 32% | 27% |
| 4TH-DOWN Conversions | 6/11 | 13/25 |
| 4th-Down Pct | 55% | 52% |
| SACKS BY-Yards | 28-184 | 23-169 |
| MISC YARDS | 0 | -6 |
| TOUCHDOWNS SCORED | 37 | 33 |
| FIELD GOALS-ATTEMPTS | 24-29 | 11-20 |
| ON-SIDE KICKS | 0-1 | 0-2 |
| RED-ZONE SCORES | (32-37) 86% | (34-40) 85% |
| RED-ZONE TOUCHDOWNS | (18-37) 49% | (24-40) 60% |
| PAT-ATTEMPTS | (33-33) 100% | (31-32) 97% |
| ATTENDANCE | 623,429 | 325,857 |
| Games/Avg Per Game | 7/89,061 | 4/81,464 |
| Neutral Site Games | | 2/72,918 |

SCORE BY QUARTERS

| | 1st | 2nd | 3rd | 4th | Total |
|-----------|-----|-----|-----|-----|-------|
| Florida | 88 | 105 | 79 | 59 | 331 |
| Opponents | 63 | 82 | 33 | 86 | 264 |

INDIVIDUAL STATISTICS

| RUSHING | GP | Att | Gained | Lost | Net | Avg | TD | Lg | Avg/G |
|-----------------|-----------|------------|--------------|------------|--------------|------------|-----------|------------|--------------|
| Chris Rainey | 12 | 171 | 938 | 77 | 861 | 5.0 | 2 | 47 | 71.8 |
| Jeff Demps | 12 | 98 | 612 | 43 | 569 | 5.8 | 6 | 84t | 47.4 |
| Mike Gillislee | 11 | 56 | 334 | 6 | 328 | 5.9 | 2 | 60t | 29.8 |
| Trey Burton | 13 | 37 | 155 | 30 | 125 | 3.4 | 3 | 26 | 9.6 |
| Hunter Joyer | 13 | 18 | 82 | 0 | 82 | 4.6 | 2 | 23 | 6.3 |
| Mack Brown | 12 | 12 | 45 | 3 | 42 | 3.5 | 0 | 8 | 3.5 |
| Jeff Driskel | 5 | 16 | 58 | 40 | 18 | 1.1 | 0 | 31 | 3.6 |
| Omarus Hines | 12 | 1 | 12 | 0 | 12 | 12.0 | 0 | 12 | 1.0 |
| Jacoby Brissett | 8 | 13 | 32 | 25 | 7 | 0.5 | 2 | 11 | 0.9 |
| Solomon Patton | 13 | 1 | 6 | 0 | 6 | 6.0 | 0 | 6 | 0.5 |
| Andre Debose | 12 | 1 | 4 | 0 | 4 | 4.0 | 0 | 4 | 0.3 |
| Jesse Schmitt | 1 | 1 | 0 | 0 | 0 | 0.0 | 0 | 0 | 0.0 |
| | 9 | 19 | 4 | 79 | -75 | -3.9 | 0 | 3 | -8.3 |
| John Brantley | 11 | 25 | 14 | 134 | -120 | -4.8 | 0 | 4 | -10.9 |
| TOTAL | 13 | 469 | 2,296 | 437 | 1,859 | 4.0 | 17 | 84t | 143.0 |
| Opponents | 13 | 507 | 2,163 | 438 | 1,725 | 3.4 | 16 | 77t | 132.7 |

| PASSING | GP | Cmp | Att | Pct | Yds | TD | Int | Lg | Rate |
|-----------------|-----------|------------|------------|-------------|--------------|-----------|-----------|------------|---------------|
| John Brantley | 11 | 144 | 240 | 60.0 | 2,044 | 11 | 7 | 83t | 140.83 |
| Jacoby Brissett | 8 | 18 | 39 | 46.2 | 206 | 2 | 4 | 65t | 86.93 |
| Jeff Driskel | 5 | 16 | 34 | 47.1 | 148 | 0 | 2 | 22 | 71.86 |
| Trey Burton | 13 | 4 | 6 | 66.7 | 16 | 0 | 0 | 8 | 89.07 |
| TOTAL | 13 | 182 | 320 | 56.9 | 2,414 | 13 | 13 | 83t | 125.52 |
| Opponents | 13 | 186 | 341 | 54.5 | 2,169 | 15 | 8 | 57 | 117.80 |

| RECEIVING | GP | Rec | Yds | Avg | TD | Lg | Avg/G |
|----------------------|-----------|------------|--------------|-------------|-----------|-----------|--------------|
| Chris Rainey | 12 | 31 | 381 | 12.3 | 2 | 83 | 31.8 |
| Jordan Reed | 11 | 28 | 307 | 11.0 | 2 | 31 | 27.9 |
| Deonte Thompson | 13 | 21 | 264 | 12.6 | 1 | 41 | 20.3 |
| Trey Burton | 13 | 19 | 149 | 7.8 | 1 | 16 | 11.5 |
| Andre Debose | 12 | 16 | 432 | 27.0 | 4 | 80 | 36.0 |
| Jeff Demps | 12 | 16 | 172 | 10.8 | 0 | 72 | 14.3 |
| Frankie Hammond, Jr. | 13 | 15 | 181 | 12.1 | 0 | 25 | 13.9 |
| Quinton Dunbar | 12 | 14 | 216 | 15.4 | 2 | 40 | 18.0 |
| A.C. Leonard | 9 | 8 | 99 | 12.4 | 0 | 24 | 11.0 |
| Omarus Hines | 12 | 7 | 106 | 15.1 | 0 | 39 | 8.8 |
| Gerald Christian | 7 | 4 | 72 | 18.0 | 1 | 45 | 10.3 |
| Solomon Patton | 13 | 3 | 35 | 11.7 | 0 | 17 | 2.7 |
| TOTAL | 13 | 182 | 2,414 | 13.3 | 13 | 83 | 185.7 |
| Opponents | 13 | 186 | 2,169 | 11.7 | 15 | 57 | 166.8 |

| PUNT RETURNS | GP | Ret | Yds | Avg | Long | TD |
|----------------------|-----------|-----------|------------|------------|----------|-----------|
| Chris Rainey | 12 | 12 | 106 | 8.8 | 1 | 22 |
| De'Ante Saunders | 12 | 6 | 25 | 4.2 | 0 | 20 |
| Robert Clark | 5 | 2 | 0 | 0.0 | 0 | 0 |
| Frankie Hammond, Jr. | 13 | 2 | 5 | 2.5 | 0 | 6 |
| Dominique Easley | 12 | 1 | 0 | 0.0 | 0 | 0 |
| Solomon Patton | 13 | 1 | 28 | 28.0 | 0 | 0 |
| Cody Riggs | 13 | 1 | 0 | 0.0 | 0 | 0 |
| Graham Stewart | 12 | 0 | 14 | 0.0 | 1 | 14 |
| TOTAL | 13 | 25 | 178 | 7.1 | 2 | 22 |
| Opponents | 13 | 18 | 99 | 5.5 | 0 | 39 |

| KICK RETURNS | GP | Ret | Yds | Avg | Long | TD |
|----------------|-----------|-----------|--------------|-------------|----------|-----------|
| Andre Debose | 12 | 19 | 495 | 26.1 | 1 | 99 |
| Jeff Demps | 12 | 10 | 250 | 25.0 | 1 | 99 |
| Solomon Patton | 13 | 10 | 241 | 24.1 | 0 | 33 |
| Chris Rainey | 12 | 4 | 103 | 25.8 | 0 | 37 |
| William Green | 13 | 2 | 21 | 10.5 | 0 | 13 |
| Mike Gillislee | 11 | 1 | 19 | 19.0 | 0 | 19 |
| Chris Johnson | 13 | 1 | 8 | 8.0 | 0 | 8 |
| TOTAL | 13 | 47 | 1,137 | 24.2 | 2 | 99 |
| Opponents | 13 | 61 | 1,327 | 21.8 | 0 | 70 |

| INTERCEPTIONS | GP | Int | Yds | Avg | Long | TD |
|------------------|-----------|----------|------------|-------------|----------|-----------|
| De'Ante Saunders | 12 | 2 | 25 | 12.5 | 1 | 25 |
| Matt Elam | 13 | 2 | 18 | 9.0 | 0 | 18 |
| Marcus Roberson | 10 | 1 | 0 | 0.0 | 0 | 0 |
| Josh Evans | 13 | 1 | 0 | 0.0 | 0 | 0 |
| Mike Taylor | 12 | 1 | 30 | 30.0 | 0 | 30 |
| Jelani Jenkins | 12 | 1 | 75 | 75.0 | 1 | 75 |
| TOTAL | 13 | 8 | 148 | 18.5 | 2 | 75 |
| Opponents | 13 | 13 | 244 | 18.8 | 2 | 89 |

| FUMBLE RETURNS | GP | FR | Yds | Avg | Long | TD |
|----------------|-----------|----------|-----------|------------|----------|-----------|
| Jaye Howard | 13 | 2 | 8 | 4.0 | 1 | 6 |
| Josh Evans | 13 | 1 | 13 | 13.0 | 0 | 13 |
| TOTAL | 13 | 3 | 21 | 7.0 | 1 | 13 |
| Opponents | 13 | 1 | 19 | 19.0 | 0 | 19 |

| SCORING | TD | FG | PAT | | | | Dxp | Saf | Points |
|------------------|-----------|--------------|--------------|------------|----------|------------|----------|----------|------------|
| | | | Kick | Rush | Rcv | Pass | | | |
| Caleb Sturgis | 0 | 22-26 | 31-31 | 0-0 | 0 | 0-0 | 0 | 0 | 97 |
| Jeff Demps | 7 | 0-0 | 0-0 | 0-0 | 0 | 0-0 | 0 | 0 | 42 |
| Chris Rainey | 5 | 0-0 | 0-0 | 1-2 | 0 | 0-0 | 0 | 0 | 32 |
| Andre Debose | 5 | 0-0 | 0-0 | 0-0 | 0 | 0-0 | 0 | 0 | 30 |
| Trey Burton | 4 | 0-0 | 0-0 | 0-0 | 0 | 0-0 | 0 | 0 | 24 |
| Jordan Reed | 2 | 0-0 | 0-0 | 0-0 | 0 | 0-0 | 0 | 0 | 12 |
| Mike Gillislee | 2 | 0-0 | 0-0 | 0-0 | 0 | 0-0 | 0 | 0 | 12 |
| Hunter Joyer | 2 | 0-0 | 0-0 | 0-0 | 0 | 0-0 | 0 | 0 | 12 |
| Quinton Dunbar | 2 | 0-0 | 0-0 | 0-0 | 0 | 0-0 | 0 | 0 | 12 |
| Jacoby Brissett | 2 | 0-0 | 0-0 | 0-1 | 0 | 0-1 | 0 | 0 | 12 |
| Brad Phillips | 0 | 2-3 | 2-2 | 0-0 | 0 | 0-0 | 0 | 0 | 8 |
| Graham Stewart | 1 | 0-0 | 0-0 | 0-0 | 0 | 0-0 | 0 | 0 | 6 |
| Gerald Christian | 1 | 0-0 | 0-0 | 0-0 | 0 | 0-0 | 0 | 0 | 6 |
| Deonte Thompson | 1 | 0-0 | 0-0 | 0-0 | 0 | 0-0 | 0 | 0 | 6 |
| Jelani Jenkins | 1 | 0-0 | 0-0 | 0-0 | 0 | 0-0 | 0 | 0 | 6 |
| De'Ante Saunders | 1 | 0-0 | 0-0 | 0-0 | 0 | 0-0 | 0 | 0 | 6 |
| Jaye Howard | 1 | 0-0 | 0-0 | 0-0 | 0 | 0-0 | 0 | 0 | 6 |
| Team | 0 | 0-0 | 0-0 | 0-0 | 0 | 0-0 | 0 | 1 | 2 |
| TOTAL | 37 | 24-29 | 33-33 | 1-3 | 0 | 0-1 | 0 | 1 | 331 |
| Opponents | 33 | 11-20 | 31-32 | 0-0 | 0 | 0-1 | 0 | 1 | 264 |

| FIELD GOALS | FGM-FGA | Pct | 1-19 | 20-29 | 30-39 | 40-49 | 50+ | Long |
|---------------|--------------|-------------|------------|------------|------------|-------------|------------|-----------|
| Caleb Sturgis | 22-26 | 84.6 | 1-1 | 9-9 | 3-3 | 6-8 | 3-5 | 55 |
| Brad Phillips | 2-3 | 66.7 | 0-0 | 0-0 | 0-1 | 2-2 | 0-0 | 43 |
| TOTAL | 24-29 | 82.8 | 1-1 | 9-9 | 3-4 | 8-10 | 3-5 | 55 |
| Opponent | 11-20 | 55.0 | 0-0 | 6-6 | 3-8 | 2-5 | 0-1 | 47 |

| FG SEQUENCE | Florida | Opponent |
|----------------|---------------------|------------|
| FAU | (51),(29) | (27),34 |
| UAB | (24),(35),(28) | - |
| Tennessee | (28),(30),(46),(42) | 37,(20) |
| Kentucky | (45),(27) | (24) |
| Alabama | (21),52 | (32) |
| LSU | (34) | (35),(23) |
| Auburn | (47),(25) | 45,42,(42) |
| Georgia | 38,(43),(40) | (32),33,37 |
| Vanderbilt | 49,(55),(40) | 32 |
| South Carolina | (21),(24) | 40,(28) |
| Furman | 51,40,(43),(55) | (23) |
| Florida State | - | 50 |
| Ohio State | (17) | (47) |

Numbers in (parentheses) indicate field goal was made.

| PUNTING | No | Yds | Avg | Long | TB | FC | i20 | Blk |
|--------------|-----------|--------------|-------------|-----------|----------|-----------|-----------|----------|
| Kyle Christy | 30 | 1,227 | 40.9 | 67 | 2 | 8 | 10 | 0 |
| David Lerner | 27 | 1,040 | 38.5 | 50 | 0 | 8 | 7 | 0 |
| TOTAL | 57 | 2,267 | 39.8 | 67 | 2 | 16 | 17 | 0 |
| Opponents | 75 | 3,114 | 41.5 | 62 | 6 | 14 | 30 | 5 |

| KICKOFFS | No | Yds | Avg | TB | OB | Ret N | Net | Yd Ln |
|---------------|-----------|--------------|-------------|-----------|----------|--------------|-------------|-----------|
| Caleb Sturgis | 58 | 3,851 | 66.4 | 10 | 1 | | | |
| Brad Phillips | 15 | 936 | 62.4 | 2 | 0 | | | |
| Kyle Christy | 1 | 66 | 66.0 | 0 | 0 | | | |
| TOTAL | 74 | 4,853 | 65.6 | 12 | 1 | 1,327 | 44.4 | 25 |
| Opponents | 56 | 3,384 | 60.4 | 5 | 3 | 1,137 | 38.3 | 31 |

GAME-BY-GAME STARTERS

OFFENSE

| Game | LT | LG | C | RG | RT | TE/WR | QB | RB/FB/WR | WR/RB/TE | WR/FB | WR |
|-------------------|-----------|----------|----------|---------|---------|-----------|----------|----------|-----------|---------|----------|
| Florida Atlantic | Nixon | Wenger | Harrison | Halapio | Green | Reed | Brantley | Rainey | Christian | Dunbar | Thompson |
| UAB | Nixon | Wenger | Harrison | Halapio | Green | Reed | Brantley | Rainey | T. Burton | Dunbar | Thompson |
| Tennessee | Nixon | Wenger | Harrison | Halapio | Green | Christian | Brantley | Rainey | Demps | Dunbar | Thompson |
| at Kentucky | Nixon | Wenger | Harrison | Halapio | Green | Hines | Brantley | Rainey | T. Burton | Hammond | Thompson |
| Alabama | Nixon | Wenger | Harrison | Halapio | Green | Reed | Brantley | Rainey | Christian | Burton | Debose |
| at LSU | Patchan | Wenger | Harrison | Halapio | Green | Reed | Brissett | Rainey | Leonard | Burton | Thompson |
| at Auburn | Patchan | Wenger | Harrison | Halapio | Green | Reed | Brissett | Rainey | Hammond | Joyer | Thompson |
| vs. Georgia | Nixon | Wenger | Harrison | Halapio | Patchan | Reed | Brantley | Demps | T. Burton | Hammond | Thompson |
| Vanderbilt | Nixon | Wenger | Harrison | Halapio | Patchan | Reed | Brantley | Demps | T. Burton | Debose | Thompson |
| at South Carolina | Nixon | Harrison | Wenger | Halapio | Parchan | Reed | Brantley | Demps | Leonard | Debose | Hammond |
| Furman | Nixon | Koehne | Harrison | Halapio | Patchan | Reed | Brantley | Demps | Leonard | Rainey | Dunbar |
| Florida State | Green | Wenger | Harrison | Halapio | Patchan | Leonard | Brantley | Rainey | Steinmann | Debose | Thompson |
| vs. Ohio State | Alajajian | Wilson | Harrison | Halapio | Green | Reed | Brantley | Rainey | T. Burton | Dunbar | Thompson |

| TOTAL OFFENSE | GP | Plays | Rush | Pass | Total | Avg/G |
|-----------------|-----------|------------|--------------|--------------|--------------|--------------|
| John Brantley | 11 | 265 | -120 | 2,044 | 1,924 | 174.9 |
| Chris Rainey | 12 | 171 | 861 | 0 | 861 | 71.8 |
| Jeff Demps | 12 | 98 | 569 | 0 | 569 | 47.4 |
| Mike Gillislee | 11 | 56 | 328 | 0 | 328 | 29.8 |
| Jacoby Brissett | 8 | 52 | 7 | 206 | 213 | 26.6 |
| Jeff Driskel | 5 | 50 | 18 | 148 | 166 | 33.2 |
| Trey Burton | 13 | 43 | 125 | 16 | 141 | 10.8 |
| Hunter Joyer | 13 | 18 | 82 | 0 | 82 | 6.3 |
| Mack Brown | 12 | 12 | 42 | 0 | 42 | 3.5 |
| Omarius Hines | 12 | 1 | 12 | 0 | 12 | 1.0 |
| Solomon Patton | 13 | 1 | 6 | 0 | 6 | 0.5 |
| Andre Debose | 12 | 1 | 4 | 0 | 4 | 0.3 |
| Team | 9 | 20 | -75 | 0 | -75 | -8.3 |
| TOTAL | 13 | 789 | 1,859 | 2,414 | 4,273 | 328.7 |
| Opponents | 13 | 848 | 1,725 | 2,169 | 3,894 | 299.5 |

| ALL PURPOSE | G | Rush | Rec | PR | KOR | IR | Tot | Avg/G |
|------------------|-----------|--------------|--------------|------------|--------------|------------|--------------|--------------|
| Chris Rainey | 12 | 861 | 381 | 106 | 103 | 0 | 1,451 | 120.9 |
| Jeff Demps | 12 | 569 | 172 | 0 | 250 | 0 | 991 | 82.6 |
| Andre Debose | 12 | 4 | 432 | 0 | 495 | 0 | 931 | 77.6 |
| Mike Gillislee | 11 | 328 | 0 | 0 | 19 | 0 | 347 | 31.5 |
| Solomon Patton | 13 | 6 | 35 | 28 | 241 | 0 | 310 | 23.8 |
| Jordan Reed | 11 | 0 | 307 | 0 | 0 | 0 | 307 | 27.9 |
| Trey Burton | 13 | 125 | 149 | 0 | 0 | 0 | 274 | 21.1 |
| Deonte Thompson | 13 | 0 | 264 | 0 | 0 | 0 | 264 | 20.3 |
| Quinton Dunbar | 12 | 0 | 216 | 0 | 0 | 0 | 216 | 18.0 |
| Frankie Hammond | 13 | 0 | 181 | 5 | 0 | 0 | 186 | 14.3 |
| Omarius Hines | 12 | 12 | 106 | 0 | 0 | 0 | 118 | 9.8 |
| A.C. Leonard | 9 | 0 | 99 | 0 | 0 | 0 | 99 | 11.0 |
| Hunter Joyer | 13 | 82 | 0 | 0 | 0 | 0 | 82 | 6.3 |
| Jelani Jenkins | 12 | 0 | 0 | 0 | 0 | 75 | 75 | 6.2 |
| Gerald Christian | 7 | 0 | 72 | 0 | 0 | 0 | 72 | 10.3 |
| De'Ante Saunders | 12 | 0 | 0 | 25 | 0 | 25 | 50 | 4.2 |
| Mack Brown | 12 | 42 | 0 | 0 | 0 | 0 | 42 | 3.5 |
| Mike Taylor | 12 | 0 | 0 | 0 | 0 | 30 | 30 | 2.5 |
| William Green | 13 | 0 | 0 | 0 | 21 | 0 | 21 | 1.6 |
| Matt Elam | 13 | 0 | 0 | 0 | 0 | 18 | 18 | 1.4 |
| Jeff Driskel | 5 | 18 | 0 | 0 | 0 | 0 | 18 | 3.6 |
| Graham Stewart | 12 | 0 | 0 | 14 | 0 | 0 | 14 | 1.2 |
| Chris Johnson | 13 | 0 | 0 | 0 | 8 | 0 | 8 | 0.6 |
| Jacoby Brissett | 8 | 7 | 0 | 0 | 0 | 0 | 7 | 0.9 |
| Team | 9 | -75 | 0 | 0 | 0 | 0 | -75 | -8.3 |
| John Brantley | 11 | -120 | 0 | 0 | 0 | 0 | -120 | -10.9 |
| TOTAL | 13 | 1,859 | 2,414 | 178 | 1,137 | 148 | 5,736 | 441.2 |
| Opponents | 13 | 1,725 | 2,169 | 99 | 1,327 | 244 | 5,564 | 428.0 |

OVERALL DEFENSIVE STATISTICS

| | GP | TACKLES | | | | TFL/Yds | SACKS No-Yards | PASS DEFENSE | | | FUMBLES | | Blkd Kick | Safety |
|-------------------------|-----------|------------|------------|------------|---------------|---------------|-------------------|--------------|-----------|-------------|-----------|----------|-----------|--------|
| | | Solo | Ast | Total | | | | Int-Yds | BrUp | QBH | Rcv-Yds | FF | | |
| 52 Jon Bostic | 13 | 60 | 34 | 94 | 10.0-57 | 3.0-22 | | | | | | | | |
| 22 Matt Elam | 13 | 50 | 28 | 78 | 11.0-33 | 2.0-7 | | 2-18 | 7 | 1 | | 2 | | |
| 3 Jelani Jenkins | 12 | 48 | 27 | 75 | 6.0-37 | 2.0-20 | | 1-75 | 6 | 3 | | 1 | | |
| 6 Jaye Howard | 13 | 37 | 28 | 65 | 10.0-64 | 5.5-50 | | | 2 | 4 | | 2-8 | | |
| 24 Josh Evans | 13 | 38 | 13 | 51 | 2.5-10 | 1.0-6 | | 1-0 | 1 | 1 | | 1-13 | | |
| 73 Sharrif Floyd | 11 | 19 | 27 | 46 | 6.5-14 | 1.5-5 | | | 1 | 4 | | | 1 | |
| 2 Dominique Easley | 12 | 17 | 20 | 37 | 7.5-25 | 1.5-11 | | | | 3 | | | 1 | |
| 51 Mike Taylor | 12 | 24 | 12 | 36 | 4.5-12 | | | 1-30 | | | | 1 | | |
| 14 Jaylen Watkins | 13 | 26 | 8 | 34 | 1.0-12 | | | | 5 | | | | | |
| 7 Ronald Powell | 12 | 20 | 12 | 32 | 9.0-58 | 6.0-41 | | | | 3 | | 1 | | |
| 31 Cody Riggs | 13 | 20 | 11 | 31 | 1.5-3 | 0.5-1 | | | 2 | | | | | |
| 99 Omar Hunter | 13 | 18 | 13 | 31 | 2.5-2 | 1.0-1 | | | | | | 1-0 | 1 | |
| 15 Loucheiz Purifoy | 13 | 17 | 10 | 27 | | | | | | | | 1 | | |
| 26 De'Ante Saunders | 12 | 17 | 9 | 26 | 1.0-5 | | | 2-25 | 2 | | | 1-0 | 1 | |
| 34 Lerentee McCray | 9 | 12 | 12 | 24 | 7.5-25 | 1.5-10 | | | 3 | 4 | | 1 | | |
| 5 Marcus Roberson | 10 | 17 | 5 | 22 | 0.5-1 | | | 1-0 | 2 | | | 1-0 | | |
| 9 Josh Shaw | 10 | 10 | 12 | 22 | 1.0-1 | | | | 1 | | | | | |
| 49 Darrin Kitchens | 13 | 9 | 12 | 21 | 2.5-12 | | | | | | | | | |
| 96 William Green | 13 | 10 | 11 | 21 | 2.0-6 | 0.5-3 | | | | 2 | | | | |
| 44 Leon Orr | 13 | 4 | 6 | 10 | 1.0-5 | 1.0-5 | | | 1 | | | | | |
| 85 Frankie Hammond, Jr. | 13 | 8 | 2 | 10 | | | | | | | | | | |
| 91 Earl Okine | 13 | 6 | 2 | 8 | 1.0-1 | | | | 1 | 4 | | | | |
| 21 Jabari Gorman | 13 | 7 | 1 | 8 | | | | | | | | 1 | | |
| 29 Chris Johnson | 13 | 3 | 5 | 8 | | | | | | | | | | |
| 83 Solomon Patton | 13 | 4 | 2 | 6 | | | | | | | | | 2 | |
| 19 Caleb Sturgis | 12 | 3 | 2 | 5 | | | | | | | | | | |
| 93 Kedric Johnson | 12 | 2 | 3 | 5 | 2.5-7 | 1.0-2 | | | | 1 | | | | |
| 13 Dee Finley | 5 | 3 | 1 | 4 | 1.0-4 | | | | | | | | | |
| 23 Mike Gillislee | 11 | 1 | 3 | 4 | | | | | | | | | | |
| 33 Mack Brown | 12 | 2 | 1 | 3 | | | | | | | | | | |
| 6 Deonte Thompson | 13 | 2 | 1 | 3 | | | | | | | | | | |
| 36 Moses Jenkins | 13 | 3 | | 3 | | | | | 1 | | | | | |
| 9 Quinton Dunbar | 12 | 2 | | 2 | | | | | | | | | | |
| 97 Tevin Westbrook | 3 | 1 | 1 | 2 | 1.0-6 | | | | | | | | | |
| 8 Trey Burton | 13 | 1 | 1 | 2 | | | | | | | | | | |
| 41 Hunter Joyer | 13 | 1 | | 1 | | | | | | | | | | |
| 81 A.C. Leonard | 9 | 1 | | 1 | | | | | | | | | | |
| 30 Mike McNeely | 7 | 1 | | 1 | | | | | | | | | | |
| 75 Chaz Green | 9 | 1 | | 1 | | | | | | | | | | |
| 64 Kyle Koehne | 13 | | 1 | 1 | | | | | | | | | | |
| 97 Brad Phillips | 3 | 1 | | 1 | | | | | | | | | | |
| TM Team | 9 | 1 | | 1 | 1.0-8 | | | | | | | | | 1 |
| 55 Graham Stewart | 12 | 1 | | 1 | | | | | | | | | | |
| 1 Chris Rainey | 12 | | | | | | | | | | | | 2 | |
| TOTAL | 13 | 528 | 336 | 864 | 94-408 | 28-184 | 8-148 | 37 | 32 | 6-21 | 11 | 6 | 1 | |
| Opponents | 13 | 517 | 204 | 721 | 96.0-377 | 23-169 | 13-244 | 40 | 29 | 13-19 | 14 | | 1 | |

GAME-BY-GAME STARTERS

| Game | DE | DT | DT/DE | Buck | SLB/CB | MLB | WLB/CB | CB | S | S | CB |
|-------------------|-------|--------|--------|--------|----------|--------|------------|----------|-------|----------|---------|
| Florida Atlantic | Green | Easley | Howard | Powell | McCray | Bostic | J. Jenkins | Roberson | Elam | Saunders | Riggs |
| UAB | Green | Easley | Howard | Powell | Saunders | Bostic | J. Jenkins | Roberson | Elam | Evans | Riggs |
| Tennessee | Floyd | Easley | Howard | Powell | McCray | Bostic | J. Jenkins | Roberson | Elam | Saunders | Riggs |
| at Kentucky | Floyd | Easley | Howard | Powell | Watkins | Bostic | J. Jenkins | Roberson | Elam | Saunders | Riggs |
| Alabama | Floyd | Easley | Howard | Powell | Watkins | Bostic | J. Jenkins | Roberson | Elam | Evans | Riggs |
| at LSU | Floyd | Easley | Howard | Powell | McCray | Bostic | J. Jenkins | Roberson | Elam | Saunders | Riggs |
| at Auburn | Floyd | Easley | Howard | McCray | Elam | Bostic | J. Jenkins | Roberson | Shaw | Evans | Riggs |
| vs. Georgia | Floyd | Easley | Howard | Powell | Saunders | Bostic | J. Jenkins | Roberson | Elam | Evans | Watkins |
| Vanderbilt | Floyd | Easley | Howard | Powell | Elam | Bostic | Taylor | Roberson | Evans | Saunders | Watkins |
| at South Carolina | Floyd | Easley | Howard | Powell | Elam | Bostic | J. Jenkins | Roberson | Evans | Saunders | Watkins |
| Furman | Floyd | Easley | Howard | Powell | Kitchens | Bostic | J. Jenkins | Riggs | Evans | Elam | Watkins |
| Florida State | Floyd | Easley | Howard | Powell | McCray | Bostic | J. Jenkins | Riggs | Elam | Saunders | Watkins |
| vs. Ohio State | Floyd | Hunter | Howard | Powell | Green | Bostic | J. Jenkins | Riggs | Elam | Evans | Watkins |

TEAM GAME HIGHS

| | | |
|------------------|------|---|
| Rushes | 55 | vs UAB (Sep 10, 2011) |
| Yards Rushing | 405 | at Kentucky (Sep 24, 2011) |
| Yards Per Rush | 8.8 | at Kentucky (Sep 24, 2011) |
| TD Rushes | 4 | vs UAB (Sep 10, 2011) at Kentucky (Sep 24, 2011) |
| Pass attempts | 36 | vs FAU (Sep 03, 2011) |
| Pass completions | 25 | vs FAU (Sep 03, 2011) |
| Yards Passing | 329 | vs Furman (Nov 19, 2011) |
| Yards Per Pass | 11.8 | vs Furman (Nov 19, 2011) |
| TD Passes | 4 | vs Furman (Nov 19, 2011) |
| Total Plays | 75 | vs UAB (Sep 10, 2011) |
| Total Offense | 520 | at Kentucky (Sep 24, 2011) |
| Yards Per Play | 8.1 | at Kentucky (Sep 24, 2011) |
| Points | 54 | vs Furman (Nov 19, 2011) |
| Sacks By | 6 | vs Ohio State (Jan 2, 2012) |
| First Downs | 30 | vs FAU (Sep 03, 2011) |
| Penalties | 16 | vs Tennessee (Sep 17, 2011) |
| Penalty Yards | 150 | vs Tennessee (Sep 17, 2011) |
| Turnovers | 4 | vs Florida State (Nov 26, 2011) |
| Interceptions By | 2 | vs Tennessee (Sep 17, 2011) at Kentucky (Sep 24, 2011) vs Furman (Nov 19, 2011) |
| Punts | 9 | vs Florida State (Nov 26, 2011) |
| Punting Avg | 46.1 | at Auburn (Oct 15, 2011) |
| Long Punt | 67 | at Auburn (Oct 15, 2011) |
| Punts inside 20 | 4 | at Auburn (Oct 15, 2011) |
| Long Punt Return | 22 | vs FAU (Sep 03, 2011) |

INDIVIDUAL GAME HIGHS

| | | |
|---------------------|------|---|
| Rushes | 23 | Jeff Demps vs Vanderbilt (Nov 05, 2011) |
| Yards Rushing | 158 | Jeff Demps vs Vanderbilt (Nov 05, 2011) |
| TD Rushes | 2 | Jeff Demps vs FAU (Sep 03, 2011) Jeff Demps at Kentucky (Sep 24, 2011) Jeff Demps vs Vanderbilt (Nov 05, 2011) |
| Long Rush | 84 | Jeff Demps at Kentucky (Sep 24, 2011) |
| Pass attempts | 34 | John Brantley vs Georgia (Oct 29, 2011) |
| Pass completions | 21 | John Brantley vs FAU (Sep 03, 2011) |
| Yards Passing | 329 | John Brantley vs Furman (Nov 19, 2011) |
| TD Passes | 4 | John Brantley vs Furman (Nov 19, 2011) |
| Long Pass | 83 | John Brantley vs Tennessee (Sep 17, 2011) |
| Receptions | 6 | Chris Rainey vs FAU (Sep 03, 2011) |
| Yards Receiving | 151 | Andre Debose vs Furman (Nov 19, 2011) |
| TD Receptions | 2 | Andre Debose vs Furman (Nov 19, 2011) |
| Long Reception | 83 | Chris Rainey vs Tennessee (Sep 17, 2011) |
| Field Goals | 4 | Caleb Sturgis vs Tennessee (Sep 17, 2011) |
| Long Field Goal | 55 | Caleb Sturgis vs Vanderbilt (Nov 05, 2011) Caleb Sturgis vs Furman (Nov 19, 2011) |
| Punts | 7 | David Lerner vs Alabama (Oct 1, 2011) Kyle Christy at Auburn (Oct 15, 2011) |
| Punting Avg | 46.1 | Kyle Christy at Auburn (Oct 15, 2011) |
| Long Punt | 67 | Kyle Christy at Auburn (Oct 15, 2011) |
| Punts inside 20 | 4 | Kyle Christy at Auburn (Oct 15, 2011) |
| Long Punt Return | 22 | Chris Rainey vs FAU (Sep 03, 2011) |
| Long Kickoff Return | 99 | Jeff Demps vs Georgia (Oct 29, 2011) Andre Debose vs Ohio State (Jan 2, 2012) |
| Tackles | 13 | Jon Bostic at LSU (Oct 08, 2011) |
| Sacks | 1.5 | Jaye Howard vs Ohio State (Jan 2, 2012) Sharriif Floyd vs Ohio State (Jan 2, 2012) |
| Tackles For Loss | 4.0 | Jon Bostic vs Ohio State (Jan 2, 2012) |
| Interceptions | 1 | Matt Elam vs Tennessee (Sep 17, 2011) Josh Evans vs Tennessee (Sep 17, 2011) Matt Elam at Kentucky (Sep 24, 2011) Mike Taylor at Kentucky (Sep 24, 2011) Marcus Roberson vs Georgia (Oct 29, 2011) De'Ante Saunders at South Carolina (Nov 12, 2011) Jelani Jenkins vs Furman (Nov 19, 2011) De'Ante Saunders vs Furman (Nov 19, 2011) |

OPPONENT TEAM GAME HIGHS

| | | |
|------------------|------|---|
| Rushes | 52 | at South Carolina (Nov 12, 2011) |
| Yards Rushing | 238 | at LSU (Oct 08, 2011) |
| Yards Per Rush | 5.3 | vs Alabama (Oct 1, 2011) |
| TD Rushes | 4 | vs Alabama (Oct 1, 2011) |
| Pass attempts | 48 | vs Tennessee (Sep 17, 2011) |
| Pass completions | 26 | vs Tennessee (Sep 17, 2011) |
| Yards Passing | 297 | vs Vanderbilt (Nov 05, 2011) |
| Yards Per Pass | 15.4 | at LSU (Oct 08, 2011) |
| TD Passes | 3 | vs Tennessee (Sep 17, 2011) |
| Total Plays | 83 | vs Georgia (Oct 29, 2011) |
| Total Offense | 453 | at LSU (Oct 08, 2011) |
| Yards Per Play | 7.2 | at LSU (Oct 08, 2011) |
| Points | 41 | at LSU (Oct 08, 2011) |
| Sacks By | 6 | vs Georgia (Oct 29, 2011) |
| First Downs | 23 | vs Tennessee (Sep 17, 2011) vs Georgia (Oct 29, 2011) |
| Penalties | 12 | vs Vanderbilt (Nov 05, 2011) |
| Penalty Yards | 106 | vs Vanderbilt (Nov 05, 2011) |
| Turnovers | 4 | at Kentucky (Sep 24, 2011) |
| Interceptions By | 4 | vs Florida State (Nov 26, 2011) |
| Punts | 9 | at Auburn (Oct 15, 2011) vs Florida State (Nov 26, 2011) |
| Punting Avg | 47.2 | vs Ohio State (Jan 2, 2012) |
| Long Punt | 62 | vs Florida State (Nov 26, 2011) |
| Punts inside 20 | 5 | vs Alabama (Oct 1, 2011) vs Florida State (Nov 26, 2011) |
| Long Punt Return | 39 | vs Florida State (Nov 26, 2011) |

OPPONENT INDIVIDUAL GAME HIGHS

| | | |
|---------------------|------|---|
| Rushes | 29 | Trent Richardson, vs Alabama (Oct 1, 2011) Brandon Wilds, at South Carolina (Nov 12, 2011) |
| Yards Rushing | 181 | Trent Richardson, vs Alabama (Oct 1, 2011) |
| TD Rushes | 2 | Trent Richardson, vs Alabama (Oct 1, 2011) Spencer Ware, at LSU (Oct 08, 2011) Connor Shaw, at South Carolina (Nov 12, 2011) Jerodis Williams, vs Furman (Nov 19, 2011) Devonta Freeman, vs Florida State (Nov 26, 2011) |
| Long Rush | 77 | Jerodis Williams, vs Furman (Nov 19, 2011) |
| Pass attempts | 48 | Tyler Bray, vs Tennessee (Sep 17, 2011) |
| Pass completions | 26 | Tyler Bray, vs Tennessee (Sep 17, 2011) |
| Yards Passing | 297 | Jordan Rodgers, vs Vanderbilt (Nov 05, 2011) |
| TD Passes | 3 | Tyler Bray, vs Tennessee (Sep 17, 2011) |
| Long Pass | 57 | Jarrett Lee, at LSU (Oct 08, 2011) |
| Receptions | 9 | Jordan Matthews, vs Vanderbilt (Nov 05, 2011) |
| Yards Receiving | 170 | Jordan Matthews, vs Vanderbilt (Nov 05, 2011) |
| TD Receptions | 1 | Marlin Lane, vs Tennessee (Sep 17, 2011) Da'Rick Rogers, vs Tennessee (Sep 17, 2011) Mychal Rivera, vs Tennessee (Sep 17, 2011) La'Rod King, at Kentucky (Sep 24, 2011) Rueben Randle, at LSU (Oct 08, 2011) Mitch Joseph, at LSU (Oct 08, 2011) DeAngelo Benton, at Auburn (Oct 15, 2011) Michael Bennett, vs Georgia (Oct 29, 2011) Tavarres King, vs Georgia (Oct 29, 2011) Chris Boyd, vs Vanderbilt (Nov 05, 2011) Jordan Matthews, vs Vanderbilt (Nov 05, 2011) David Hendrix, vs Furman (Nov 19, 2011) Sederrick Cunningham, vs Furman (Nov 19, 2011) Jordan Hall, vs Ohio State (Jan 2, 2012) DeVier Posey, vs Ohio State (Jan 2, 2012) |
| Long Reception | 57 | Rueben Randle, at LSU (Oct 08, 2011) |
| Field Goals | 2 | Drew Alleman, at LSU (Oct 08, 2011) |
| Long Field Goal | 47 | Drew Basil, vs Ohio State (Jan 2, 2012) |
| Punts | 9 | Steven Clark, at Auburn (Oct 15, 2011) Shawn Powell, vs Florida State (Nov 26, 2011) |
| Punting Avg | 47.2 | Ben Buchanan, vs Ohio State (Jan 2, 2012) |
| Long Punt | 62 | Shawn Powell, vs Florida State (Nov 26, 2011) |
| Punts inside 20 | 5 | Cody Mandell, vs Alabama (Oct 1, 2011) Shawn Powell, vs Florida State (Nov 26, 2011) |
| Long Punt Return | 39 | Greg Reid, vs Florida State (Nov 26, 2011) |
| Long Kickoff Return | 70 | Marquis Maze, vs Alabama (Oct 1, 2011) |
| Tackles | 11 | Winston Guy, at Kentucky (Sep 24, 2011) Kenny Ladler, vs Vanderbilt (Nov 05, 2011) |
| Sacks | 4.0 | Jarvis Jones, vs Georgia (Oct 29, 2011) |
| Tackles For Loss | 4.0 | Lamanski Ware, vs UAB (Sep 10, 2011) Jarvis Jones, vs Georgia (Oct 29, 2011) |
| Interceptions | 2 | Greg Reid, vs Florida State (Nov 26, 2011) |

INDIVIDUAL GAME-BY-GAME STATS

PASSING

| John Brantley | Att | Comp | Int | Pct | Yards | TD | Long | Sack | Yds | Effic |
|----------------------|------------|-------------|------------|-------------|--------------|-----------|-------------|-------------|------------|--------------|
| FAU | 30 | 21 | 2 | 70.0 | 229 | 1 | 19 | 0 | 0 | 131.8 |
| UAB | 19 | 12 | 0 | 63.2 | 195 | 0 | 40 | 0 | 0 | 149.4 |
| Tennessee | 23 | 14 | 0 | 60.9 | 213 | 2 | 83 | 1 | 10 | 167.4 |
| Kentucky | 14 | 8 | 0 | 57.1 | 115 | 1 | 45 | 0 | 0 | 149.7 |
| Alabama | 16 | 11 | 1 | 68.8 | 190 | 1 | 65 | 2 | 22 | 176.6 |
| Georgia | 34 | 12 | 0 | 35.3 | 245 | 1 | 72 | 6 | 43 | 105.5 |
| Vanderbilt | 24 | 16 | 0 | 66.7 | 173 | 0 | 26 | 1 | 9 | 127.2 |
| South Carolina | 21 | 13 | 0 | 61.9 | 119 | 0 | 20 | 3 | 25 | 109.5 |
| Furman | 28 | 16 | 0 | 57.1 | 329 | 4 | 80 | 0 | 0 | 203.0 |
| Florida State | 15 | 9 | 3 | 60.0 | 104 | 0 | 24 | 0 | 0 | 78.2 |
| Ohio State | 16 | 12 | 1 | 75.0 | 132 | 1 | 32 | 0 | 0 | 152.4 |
| TOTALS | 240 | 144 | 7 | 60.0 | 2044 | 11 | 83 | 13 | 109 | 140.8 |

| Jacoby Brissett | Att | Comp | Int | Pct | Yards | TD | Long | Sack | Yds | Effic |
|------------------------|------------|-------------|------------|-------------|--------------|-----------|-------------|-------------|------------|--------------|
| LSU | 14 | 8 | 2 | 57.1 | 94 | 1 | 65 | 1 | 5 | 108.5 |
| Auburn | 10 | 5 | 1 | 50.0 | 45 | 0 | 25 | 2 | 4 | 67.8 |
| Vanderbilt | 1 | 1 | 0 | 100.0 | 40 | 0 | 39 | 0 | 0 | 436.0 |
| South Carolina | 1 | 0 | 0 | 0.0 | 0 | 0 | 0 | 0 | 0 | 0.0 |
| Florida State | 13 | 4 | 1 | 30.8 | 27 | 1 | 13 | 2 | 16 | 58.2 |
| TOTALS | 39 | 18 | 4 | 46.2 | 206 | 2 | 65 | 5 | 25 | 86.9 |

| Jeff Driskel | Att | Comp | Int | Pct | Yards | TD | Long | Sack | Yds | Effic |
|---------------------|------------|-------------|------------|-------------|--------------|-----------|-------------|-------------|------------|--------------|
| FAU | 6 | 4 | 1 | 66.7 | 42 | 0 | 20 | 0 | 0 | 92.1 |
| UAB | 1 | 1 | 0 | 100.0 | 17 | 0 | 17 | 0 | 0 | 242.8 |
| Kentucky | 3 | 0 | 1 | 0.0 | 0 | 0 | 0 | 1 | 8 | -66.7 |
| Alabama | 6 | 2 | 0 | 33.3 | 14 | 0 | 8 | 2 | 11 | 52.9 |
| Auburn | 18 | 9 | 0 | 50.0 | 75 | 0 | 22 | 2 | 16 | 85.0 |
| TOTALS | 34 | 16 | 2 | 47.1 | 148 | 0 | 22 | 5 | 35 | 71.9 |

| Trey Burton | Att | Comp | Int | Pct | Yards | TD | Long | Sack | Yds | Effic |
|--------------------|------------|-------------|------------|-------------|--------------|-----------|-------------|-------------|------------|--------------|
| Kentucky | 1 | 0 | 0 | 0.0 | 0 | 0 | 0 | 0 | 0 | 0.0 |
| Alabama | 1 | 1 | 0 | 100.0 | 3 | 0 | 3 | 0 | 0 | 125.2 |
| LSU | 2 | 1 | 0 | 50.0 | 6 | 0 | 6 | 0 | 0 | 75.2 |
| Auburn | 1 | 1 | 0 | 100.0 | 8 | 0 | 8 | 0 | 0 | 167.2 |
| Florida State | 1 | 1 | 0 | 100.0 | -1 | 0 | 0 | 0 | 0 | 91.6 |
| TOTALS | 6 | 4 | 0 | 66.7 | 16 | 0 | 8 | 0 | 0 | 89.1 |

| Team | Att | Comp | Int | Pct | Yards | TD | Long | Sack | Yds | Effic |
|----------------|------------|-------------|------------|------------|--------------|-----------|-------------|-------------|------------|--------------|
| South Carolina | 1 | 0 | 0 | 0.0 | 0 | 0 | 0 | 0 | 0 | 0.0 |
| TOTALS | 1 | 0 | 0 | 0.0 | 0 | 0 | 0 | 0 | 0 | 0.0 |

| RUSHING | No-Yds/TD | FAU | UAB | UT | UK | UA | LSU | AU | GA | VANDY | USC | FURMAN | FSU | OSU |
|-----------------|------------------|------------|------------|-----------|-----------|-----------|------------|-----------|-----------|--------------|------------|---------------|------------|------------|
| Chris Rainey | 171-861/2 | 11-79/1 | 16-119/1 | 21-108/0 | 15-105/0 | 11-4/0 | 13-52/0 | 16-33/0 | 5-26/0 | DNP | 17-132/0 | 15-90/0 | 15-42/0 | 16-71/0 |
| Jeff Demps | 98-569/6 | 12-105/2 | 2-10/0 | 10-48/0 | 10-157/2 | 3-4/0 | 2-0/0 | DNP | 8-12/0 | 23-158/2 | 9-33/0 | 8-20/0 | 4-8/0 | 7-30/0 |
| Mike Gillislee | 56-328/2 | 5-19/0 | 11-79/1 | - | 6-84/1 | 3-4/0 | 9-56/0 | 3-16/0 | DNP | 9-39/0 | DNP | 2-15/0 | 3-1/0 | 5-15/0 |
| Trey Burton | 37-125/3 | - | 6-46/1 | 4-3/1 | 6-33/1 | - | 5-7/0 | 2-5/0 | 2--4/0 | 4-11/0 | 1-5/0 | 1-7/0 | 2--11/0 | 4-23/0 |
| Hunter Joyer | 18-82/2 | - | 3-9/1 | - | 3-11/0 | - | 1-0/0 | 1-8/0 | - | 3-17/0 | - | 3-7/1 | 3-30/0 | 1-0/0 |
| Mack Brown | 12-42/0 | - | 10-36/0 | - | 2-6/0 | DNP | - | - | - | - | - | - | - | - |
| Jeff Driskel | 16-18/0 | 2-8/0 | 2-5/0 | DNP | 2--5/0 | 6-18/0 | DNP | 4--8/0 | DNP | DNP | DNP | DNP | DNP | DNP |
| Omarious Hines | 1-12/0 | DNP | - | - | 1-12/0 | - | - | - | - | - | - | - | - | - |
| Jacoby Brissett | 13-7/2 | DNP | DNP | DNP | DNP | DNP | 2--2/0 | 4-12/0 | - | 1-1/1 | 1-2/1 | - | 5--6/0 | - |
| Solomon Patton | 1-6/0 | - | - | - | - | - | - | - | - | - | - | - | 1-6/0 | - |
| Andre Debose | 1-4/0 | - | - | - | DNP | - | - | - | - | 1-4/0 | - | - | - | - |
| Jesse Schmitt | 1-0/0 | DNP | 1-0/0 | DNP | DNP | DNP | DNP | DNP | DNP | DNP | DNP | DNP | DNP | DNP |
| Team | 19--75/0 | 2--16/0 | 3--5/0 | 2--3/0 | DNP | 2-4/0 | DNP | DNP | 1--10/0 | 3--23/0 | 1--2/0 | 2--15/0 | DNP | 3--5/0 |
| John Brantley | 25--120/0 | 1-2/0 | 1-1/0 | 3--22/0 | 1-2/0 | 4--19/0 | DNP | DNP | 6--43/0 | 2--10/0 | 5--28/0 | - | - | 2--3/0 |

INDIVIDUAL GAME-BY-GAME STATS

| RECEIVING | No-Yds/TD | FAU | UAB | UT | UK | UA | LSU | AU | GA | VANDY | USC | FURMAN | FSU | OSU |
|----------------------|-----------|--------|--------|---------|--------|--------|--------|--------|--------|--------|--------|---------|--------|--------|
| Andre Debose | 16-432/4 | 3-32/0 | 2-32/0 | - | DNP | 2-90/1 | 1-65/1 | 1-14/0 | 1-14/0 | 2-25/0 | - | 3-151/2 | - | 1-9/0 |
| Chris Rainey | 31-381/2 | 6-67/1 | 3-43/0 | 2-104/1 | - | 3-32/0 | 2--1/0 | 2-30/0 | 2-30/0 | DNP | 3-30/0 | 1-10/0 | 4-5/0 | 3-31/0 |
| Jordan Reed | 28-307/2 | 2-28/0 | 2-19/0 | DNP | DNP | 5-31/0 | 2-8/0 | 1-5/0 | 4-69/1 | 3-29/0 | 5-62/0 | 4-56/1 | - | - |
| Deonte Thompson | 21-264/1 | 3-34/0 | 2-33/0 | 2-26/0 | - | 2-43/0 | - | 3-16/0 | 1-13/0 | 1-11/0 | 3-16/0 | 2-45/0 | - | 2-27/1 |
| Quinton Dunbar | 14-216/2 | 2-24/0 | 2-58/0 | 1-1/0 | - | - | DNP | - | 1-24/0 | 2-9/0 | - | 2-54/1 | 3-40/1 | 1-6/0 |
| Frankie Hammond, Jr. | 15-181/0 | 2-27/0 | - | - | 3-42/0 | 1-9/0 | 1-14/0 | 4-40/0 | 1-9/0 | 2-32/0 | - | - | - | 1-8/0 |
| Jeff Demps | 16-172/0 | 3-21/0 | 1-10/0 | 4-37/0 | 1-2/0 | 1-2/0 | - | DNP | 1-72/0 | 2-14/0 | - | 2-7/0 | - | 1-7/0 |
| Trey Burton | 19-149/1 | 1-11/0 | - | 4-38/1 | 1-4/0 | - | 3-14/0 | 4-23/0 | 1-14/0 | 3-41/0 | - | 1--1/0 | 1-5/0 | - |
| Omarius Hines | 7-106/0 | DNP | DNP | - | 1-11/0 | - | - | - | - | 1-40/0 | - | - | 3-15/0 | 2-40/0 |
| A.C. Leonard | 8-99/0 | DNP | DNP | - | - | DNP | - | - | DNP | 1-12/0 | 2-11/0 | 1-7/0 | 3-65/0 | 1-4/0 |
| Gerald Christian | 4-72/1 | 1-9/0 | - | 1-7/0 | 2-56/1 | - | - | - | DNP | DNP | DNP | DNP | DNP | DNP |
| Solomon Patton | 3-35/0 | 2-18/0 | 1-17/0 | - | - | - | - | - | - | - | - | - | - | - |

| PUNT RETURNS | No-Yds | FAU | UAB | UT | UK | UA | LSU | AU | GA | VANDY | USC | FURMAN | FSU | OSU |
|----------------------|--------|------|-----|------|------|-----|-----|------|-----|-------|-----|--------|------|------|
| Chris Rainey | 12-106 | - | - | 3-21 | 1-13 | 1-8 | 2-7 | 3--4 | 1-8 | DNP | - | - | - | 1-31 |
| Solomon Patton | 1-28 | 1-28 | - | - | - | - | - | - | - | - | - | - | - | - |
| De'Ante Saunders | 6-25 | - | - | - | - | DNP | - | - | - | - | 1-6 | 2--1 | 2-20 | 1-0 |
| Frankie Hammond, Jr. | 2-5 | 2-5 | - | - | - | - | - | - | - | - | - | - | - | - |
| Dominique Easley | 1-0 | - | - | - | - | - | - | - | - | - | - | 1-0 | - | DNP |
| Cody Riggs | 1-0 | 1-0 | - | - | - | - | - | - | - | - | - | - | - | - |
| Robert Clark | 2-0 | DNP | DNP | - | - | 1-0 | - | 1-0 | DNP | DNP | DNP | DNP | DNP | DNP |

| KICK RETURNS | No-Yds | FAU | UAB | UT | UK | UA | LSU | AU | GA | VANDY | USC | FURMAN | FSU | OSU |
|----------------|--------|------|------|------|------|-------|------|------|------|-------|------|--------|------|-------|
| Andre Debose | 19-495 | - | 1-50 | 2-32 | DNP | - | 4-83 | 2-52 | 1-63 | - | 2-15 | 5-72 | - | 2-128 |
| Jeff Demps | 10-250 | 2-30 | - | - | - | 1-28 | - | DNP | 1-99 | 2-41 | 2-19 | 1-17 | 1-16 | - |
| Solomon Patton | 10-241 | - | - | 3-73 | 2-36 | 5-132 | - | - | - | - | - | - | - | - |
| Chris Rainey | 4-103 | - | - | - | - | - | 1-37 | 1-36 | 2-30 | DNP | - | - | - | - |
| William Green | 2-21 | - | - | - | 1-8 | - | - | - | - | 1-13 | - | - | - | - |
| Mike Gillislee | 1-19 | - | - | - | - | - | 1-19 | - | DNP | - | DNP | - | - | - |
| Chris Johnson | 1-8 | - | - | - | - | - | - | - | 1-8 | - | - | - | - | - |

| INT. RETURNS | No-Yds | FAU | UAB | UT | UK | UA | LSU | AU | GA | VANDY | USC | FURMAN | FSU | OSU |
|------------------|--------|-----|-----|-----|------|-----|-----|----|-----|-------|-----|--------|-----|-----|
| Matt Elam | 2-18 | - | - | 1-0 | 1-18 | - | - | - | - | - | - | - | - | - |
| De'Ante Saunders | 2-25 | - | - | - | - | DNP | - | - | - | - | 1-0 | 1-25 | - | - |
| Marcus Roberson | 1-0 | - | - | - | - | - | - | - | 1-0 | - | - | DNP | DNP | DNP |
| Mike Taylor | 1-30 | - | - | DNP | 1-30 | - | - | - | - | - | - | - | - | - |
| Jelani Jenkins | 1-75 | - | - | - | - | - | - | - | - | DNP | - | 1-75 | - | - |
| Josh Evans | 1-0 | - | - | 1-0 | - | - | - | - | - | - | - | - | - | - |

| FUMBLE RETURNS | No-Yds | FAU | UAB | UT | UK | UA | LSU | AU | GA | VANDY | USC | FURMAN | FSU | OSU |
|----------------|--------|-----|-----|----|-----|----|-----|----|----|-------|-----|--------|-----|------|
| Josh Evans | 1-13 | - | - | - | - | - | - | - | - | - | - | - | - | 1-13 |
| Jaye Howard | 2-8 | - | - | - | 1-2 | - | - | - | - | - | - | - | 1-6 | - |

| TACKLES FOR LOSS | UA-A | TOT | FAU | UAB | UT | UK | UA | LSU | AU | GA | VANDY | USC | FURMAN | FSU | OSU |
|------------------|------|------|--------|--------|-------|-------|-------|-------|--------|-------|--------|-------|--------|--------|--------|
| Matt Elam | 9-4 | 11.0 | - | - | - | - | - | 1.5-3 | 2.0-10 | - | 3.0-9 | 1.0-5 | 1.0-1 | 0.5-2 | 2.0-3 |
| Jaye Howard | 7-6 | 10.0 | 1.5-13 | 0.5-2 | 0.5-5 | - | - | - | - | - | 2.0-15 | 1.0-5 | 1.0-4 | 2.0-6 | 1.5-14 |
| Jon Bostic | 10-0 | 10.0 | 1.0-4 | 1.0-13 | 1.0-7 | 1.0-7 | - | 1.0-8 | - | 1.0-3 | - | - | - | - | 4.0-15 |
| Ronald Powell | 7-4 | 9.0 | 1.0-7 | - | 0.5-5 | 0.5-1 | - | - | DNP | 1.0-5 | 2.0-14 | 1.0-1 | - | 2.0-18 | 1.0-7 |
| Lerentee McCray | 6-3 | 7.5 | 1.5-4 | 1.0-3 | 1.0-3 | - | - | 0.5-1 | 2.0-4 | 1.0-5 | DNP | DNP | DNP | 0.5-5 | DNP |
| Dominique Easley | 5-5 | 7.5 | 1.0-4 | - | 2.0-3 | - | 1.5-4 | 1.0-2 | 1.0-6 | 0.5-1 | - | - | - | 0.5-5 | DNP |
| Sharrif Floyd | 3-7 | 6.5 | DNP | DNP | - | - | 0.5-1 | 0.5-1 | - | 2.0-4 | 1.0-1 | - | 0.5-1 | 0.5-1 | 1.5-5 |
| Jelani Jenkins | 6-0 | 6.0 | - | - | 1.0-9 | - | 1.0-3 | - | 1.0-2 | 1.0-2 | DNP | - | - | 2.0-21 | - |
| Mike Taylor | 4-1 | 4.5 | 1.0-2 | - | DNP | 2.0-5 | - | - | - | - | 0.5-0 | - | - | 1.0-5 | - |
| Kedric Johnson | 2-1 | 2.5 | 1.5-5 | - | - | 1.0-2 | - | - | - | - | - | - | - | - | DNP |
| Darrin Kitchens | 2-1 | 2.5 | 1.0-6 | - | - | - | - | - | - | 0.5-1 | - | - | 1.0-5 | - | - |
| Josh Evans | 2-1 | 2.5 | - | - | - | - | - | - | 1.0-3 | - | 0.5-1 | - | - | - | 1.0-6 |
| Omar Hunter | 2-1 | 2.5 | - | - | - | 1.0-1 | - | 0.5-0 | - | 1.0-1 | - | - | - | - | - |
| William Green | 1-2 | 2.0 | - | 0.5-2 | - | - | - | - | - | - | - | - | 0.5-3 | - | 1.0-1 |
| Cody Riggs | 1-1 | 1.5 | - | - | - | 0.5-1 | - | - | - | - | - | - | 1.0-2 | - | - |
| Josh Shaw | 1-0 | 1.0 | - | - | - | - | - | - | 1.0-1 | - | - | DNP | DNP | - | DNP |
| Jaylen Watkins | 1-0 | 1.0 | - | - | - | - | - | - | - | - | - | - | - | 1.0-12 | - |
| Team | 1-0 | 1.0 | 1.0-8 | - | - | - | - | - | - | - | - | - | - | - | - |
| Earl Okine | 1-0 | 1.0 | - | - | - | - | - | - | - | - | - | - | - | 1.0-1 | - |
| Tevin Westbrook | 1-0 | 1.0 | - | - | DNP | 1.0-6 | DNP | DNP | DNP | DNP | DNP | DNP | DNP | DNP | DNP |
| De'Ante Saunders | 1-0 | 1.0 | - | - | - | - | DNP | - | - | - | - | - | 1.0-5 | - | - |
| Leon Orr | 1-0 | 1.0 | - | - | - | 1.0-5 | - | - | - | - | - | - | - | - | - |
| Dee Finley | 1-0 | 1.0 | - | - | DNP | - | 1.0-4 | - | DNP | DNP | DNP | DNP | DNP | DNP | DNP |
| Marcus Roberson | 0-1 | 0.5 | 0.5-1 | - | - | - | - | - | - | - | - | - | DNP | DNP | DNP |

INDIVIDUAL GAME-BY-GAME STATS

| TOTAL TACKLES | UA-A | TOT | FAU | UAB | UT | UK | UA | LSU | AU | GA | VANDY | USC | FURMAN | FSU | OSU |
|----------------------|-------|-----|-----|-----|-----|-----|-----|------|-----|-----|-------|------|--------|-----|-----|
| Jon Bostic | 60-34 | 94 | 2-1 | 3-2 | 6-2 | 8-2 | 2-1 | 3-10 | 2-7 | 7-2 | 4-1 | 11-1 | 3-1 | 2-3 | 7-1 |
| Matt Elam | 50-28 | 78 | 3-1 | 6-1 | 2-0 | 2-2 | 2-3 | 3-9 | 3-6 | 5-0 | 2-3 | 7-1 | 3-0 | 6-2 | 6-0 |
| Jelani Jenkins | 48-27 | 75 | 2-3 | 1-1 | 5-1 | 3-1 | 5-4 | 2-6 | 4-3 | 5-0 | DNP | 4-0 | 8-2 | 7-4 | 2-2 |
| Jaye Howard | 37-28 | 65 | 2-2 | 0-1 | 3-1 | 1-2 | 4-4 | 0-7 | 5-1 | 4-4 | 4-1 | 4-0 | 2-3 | 4-1 | 4-1 |
| Josh Evans | 38-13 | 51 | - | 3-1 | 1-1 | 3-1 | 2-2 | 1-1 | 3-1 | 5-0 | 1-3 | 11-0 | 2-2 | 2-0 | 4-1 |
| Sharrif Floyd | 19-27 | 46 | DNP | DNP | 1-2 | - | 1-2 | 1-10 | 1-2 | 3-5 | 3-0 | 2-1 | 3-1 | 3-3 | 1-1 |
| Dominique Easley | 17-20 | 37 | 0-3 | 2-0 | 2-0 | 0-1 | 3-1 | 1-8 | 3-0 | 0-1 | 0-3 | 3-1 | 2-1 | 1-1 | DNP |
| Mike Taylor | 24-12 | 36 | 2-1 | 1-0 | DNP | 6-0 | 1-0 | 2-5 | - | 3-3 | 4-3 | - | 1-0 | 3-0 | 1-0 |
| Jaylen Watkins | 26-8 | 34 | 1-2 | 2-0 | - | 5-1 | 0-1 | 0-1 | - | 2-0 | 4-1 | 4-0 | 3-1 | 3-1 | 2-0 |
| Ronald Powell | 20-12 | 32 | 3-0 | 2-0 | 0-2 | 0-2 | 1-3 | 0-1 | DNP | 3-0 | 1-2 | 2-2 | 1-0 | 5-0 | 2-0 |
| Cody Riggs | 20-11 | 31 | 0-1 | 2-0 | 3-1 | 1-2 | 1-0 | 1-0 | 0-4 | 3-1 | 3-0 | - | 4-1 | - | 2-1 |
| Omar Hunter | 18-13 | 31 | - | - | - | 3-1 | 1-1 | 0-4 | 2-3 | 3-0 | 1-0 | 3-1 | 1-1 | 0-1 | 4-1 |
| Loucheiz Purifoy | 17-10 | 27 | 0-1 | - | 2-1 | 2-1 | 1-0 | 0-3 | 2-0 | 0-1 | 2-0 | 1-0 | 1-3 | 1-0 | 5-0 |
| De'Ante Saunders | 17-9 | 26 | 0-1 | 1-0 | 3-1 | 1-4 | DNP | 1-2 | - | 0-1 | 2-0 | 1-0 | 2-0 | 2-0 | 4-0 |
| Lerentee McCray | 12-12 | 24 | 1-3 | 2-0 | 1-0 | 1-0 | 2-1 | 1-6 | 3-1 | 1-0 | DNP | DNP | DNP | 0-1 | DNP |
| Josh Shaw | 10-12 | 22 | 2-0 | 1-1 | - | 3-1 | 1-1 | 0-4 | 2-4 | - | 1-1 | DNP | DNP | - | DNP |
| Marcus Roberson | 17-5 | 22 | 2-1 | 1-0 | 3-1 | 2-0 | 4-1 | 0-2 | 1-0 | 2-0 | 1-0 | 1-0 | DNP | DNP | DNP |
| William Green | 10-11 | 21 | - | 0-2 | 2-1 | - | 2-1 | 0-2 | 0-1 | 2-0 | 2-0 | 0-1 | 0-1 | 1-1 | 1-1 |
| Darrin Kitchens | 9-12 | 21 | 1-1 | 2-0 | - | - | 1-1 | - | - | 0-3 | - | - | 5-7 | - | - |
| Frankie Hammond, Jr. | 8-2 | 10 | 1-0 | - | - | - | - | 1-0 | - | 1-0 | 2-0 | 1-0 | 1-1 | 1-1 | - |
| Leon Orr | 4-6 | 10 | 1-0 | - | - | 1-2 | - | - | 1-0 | - | - | - | 0-2 | 0-1 | 1-1 |
| Chris Johnson | 3-5 | 8 | 1-0 | 1-0 | - | 0-2 | 1-0 | 0-1 | - | 0-1 | - | - | - | 0-1 | - |
| Jabari Gorman | 7-1 | 8 | 2-0 | 2-0 | - | 3-0 | - | - | 0-1 | - | - | - | - | - | - |
| Earl Okine | 6-2 | 8 | 3-0 | - | - | - | - | - | 0-1 | - | - | 1-0 | 1-0 | 1-1 | - |
| Solomon Patton | 4-2 | 6 | 1-0 | 1-0 | - | 1-0 | 0-1 | 0-1 | - | 1-0 | - | - | - | - | - |
| Caleb Sturgis | 3-2 | 5 | - | 1-0 | 1-0 | 0-1 | - | - | - | DNP | - | - | 1-1 | - | - |
| Kedric Johnson | 2-3 | 5 | 1-1 | - | - | 1-2 | - | - | - | - | - | - | - | - | DNP |
| Mike Gillislee | 1-3 | 4 | 1-0 | 0-1 | 0-1 | - | - | - | 0-1 | DNP | - | DNP | - | - | - |
| Dee Finley | 3-1 | 4 | 1-0 | - | DNP | 1-1 | 1-0 | - | DNP | DNP | DNP | DNP | DNP | DNP | DNP |
| Deonte Thompson | 2-1 | 3 | - | - | - | - | - | - | 1-0 | 0-1 | - | - | - | 1-0 | - |
| Mack Brown | 2-1 | 3 | - | - | - | - | DNP | - | - | 0-1 | - | - | - | - | 2-0 |
| Moses Jenkins | 3-0 | 3 | 2-0 | 1-0 | - | - | - | - | - | - | - | - | - | - | - |
| Trey Burton | 1-1 | 2 | - | - | 0-1 | - | - | 1-0 | - | - | - | - | - | - | - |
| Tevin Westbrook | 1-1 | 2 | - | - | DNP | 1-1 | DNP | DNP | DNP | DNP | DNP | DNP | DNP | DNP | DNP |
| Quinton Dunbar | 2-0 | 2 | - | - | - | - | - | DNP | - | - | - | - | 1-0 | 1-0 | - |
| Kyle Koehne | 0-1 | 1 | - | - | - | - | - | 0-1 | - | - | - | - | - | - | - |
| Chaz Green | 1-0 | 1 | - | - | - | 1-0 | - | - | - | DNP | DNP | DNP | DNP | - | - |
| Graham Stewart | 1-0 | 1 | - | - | - | - | DNP | - | - | - | - | - | - | - | 1-0 |
| Mike McNeely | 1-0 | 1 | DNP | - | DNP | - | DNP | DNP | DNP | DNP | - | 1-0 | - | - | - |
| A.C. Leonard | 1-0 | 1 | DNP | DNP | 1-0 | - | DNP | - | - | DNP | - | - | - | - | - |
| Team | 1-0 | 1 | 1-0 | - | - | - | - | - | - | - | - | - | - | - | - |
| Hunter Joyer | 1-0 | 1 | 1-0 | - | - | - | - | - | - | - | - | - | - | - | - |
| Brad Phillips | 1-0 | 1 | DNP | DNP | DNP | DNP | DNP | DNP | DNP | - | - | 1-0 | DNP | DNP | DNP |

| SACKS | UA-A | TOT | FAU | UAB | UT | UK | UA | LSU | AU | GA | VANDY | USC | FURMAN | FSU | OSU |
|------------------|------|-----|--------|-----|-------|-------|----|-------|-------|-------|--------|-------|--------|--------|--------|
| Ronald Powell | 5-2 | 6.0 | 1.0-7 | - | 0.5-5 | 0.5-1 | - | - | DNP | 1.0-5 | 1.0-10 | - | - | 1.0-6 | 1.0-7 |
| Jaye Howard | 4-3 | 5.5 | 1.0-12 | - | 0.5-5 | - | - | - | - | - | 1.0-11 | - | 0.5-3 | 1.0-5 | 1.5-14 |
| Jon Bostic | 3-0 | 3.0 | - | - | 1.0-7 | 1.0-7 | - | 1.0-8 | - | - | - | - | - | - | - |
| Matt Elam | 2-0 | 2.0 | - | - | - | - | - | - | - | - | - | 1.0-5 | - | - | 1.0-2 |
| Jelani Jenkins | 2-0 | 2.0 | - | - | 1.0-9 | - | - | - | - | - | DNP | - | - | 1.0-11 | - |
| Dominique Easley | 1-1 | 1.5 | - | - | - | - | - | - | 1.0-6 | - | - | - | - | 0.5-5 | DNP |
| Lerentee McCray | 1-1 | 1.5 | - | - | - | - | - | - | - | 1.0-5 | DNP | DNP | DNP | 0.5-5 | DNP |
| Sharrif Floyd | 1-1 | 1.5 | DNP | DNP | - | - | - | - | - | - | - | - | - | - | 1.5-5 |
| Josh Evans | 1-0 | 1.0 | - | - | - | - | - | - | - | - | - | - | - | - | 1.0-6 |
| Leon Orr | 1-0 | 1.0 | - | - | - | 1.0-5 | - | - | - | - | - | - | - | - | - |
| Omar Hunter | 1-0 | 1.0 | - | - | - | - | - | - | - | 1.0-1 | - | - | - | - | - |
| Kedric Johnson | 1-0 | 1.0 | - | - | - | 1.0-2 | - | - | - | - | - | - | - | - | DNP |
| Cody Riggs | 0-1 | 0.5 | - | - | - | 0.5-1 | - | - | - | - | - | - | - | - | - |
| William Green | 0-1 | 0.5 | - | - | - | - | - | - | - | - | - | - | 0.5-3 | - | - |

COACHES

PLAYERS

2011 RECAP

HISTORY

HONORS

GATORS IN THE NFL

ALL-TIME RESULTS

RECORD BOOK

ALL-TIME LETTERWINNERS

FLORIDA ATHLETICS

FLORIDA GAME-BY-GAME

| Date | Opponent | RUSHING | | | | RECEIVING | | | | PASSING | | | | KICK RETURN | | | | PUNT RETURN | | | | Total Off. |
|---------------|-------------------|------------|--------------|-----------|-----------|------------|--------------|-----------|-----------|-------------------|--------------|-----------|-----------|-------------|--------------|----------|-----------|-------------|------------|----------|-----------|--------------|
| | | No. | Yds | TD | Lg | No. | Yds | TD | Lg | Cmp-Att-Int | Yds | TD | Lg | No | Yds | TD | Lg | No | Yds | TD | Lg | |
| Sep 3 | FAU | 33 | 197 | 3 | 35 | 25 | 271 | 1 | 20 | 25-36-3 | 271 | 1 | 20 | 2 | 30 | 0 | 18 | 4 | 55 | 1 | 22 | 468 |
| Sep 10 | UAB | 55 | 300 | 4 | 26 | 13 | 212 | 0 | 40 | 13-20-0 | 212 | 0 | 40 | 1 | 50 | 0 | 50 | 0 | 0 | 0 | 0 | 512 |
| Sep 17 | TENNESSEE | 40 | 134 | 1 | 28 | 14 | 213 | 2 | 83 | 14-23-0 | 213 | 2 | 83 | 5 | 105 | 0 | 31 | 3 | 21 | 0 | 13 | 347 |
| Sep 24 | at Kentucky | 46 | 405 | 4 | 84 | 8 | 115 | 1 | 45 | 8-18-1 | 115 | 1 | 45 | 3 | 44 | 0 | 27 | 1 | 13 | 0 | 13 | 520 |
| Oct 1 | ALABAMA | 29 | 15 | 0 | 31 | 14 | 207 | 1 | 65 | 14-23-1 | 207 | 1 | 65 | 6 | 160 | 0 | 33 | 2 | 8 | 0 | 8 | 222 |
| Oct 8 | at LSU | 32 | 113 | 0 | 25 | 9 | 100 | 1 | 65 | 9-16-2 | 100 | 1 | 65 | 6 | 139 | 0 | 37 | 2 | 7 | 0 | 7 | 213 |
| Oct 15 | at Auburn | 30 | 66 | 0 | 11 | 15 | 128 | 0 | 25 | 15-29-1 | 128 | 0 | 25 | 3 | 88 | 0 | 36 | 4 | -4 | 0 | 0 | 194 |
| Oct 29 | vs Georgia | 22 | -19 | 0 | 17 | 12 | 245 | 1 | 72 | 12-34-0 | 245 | 1 | 72 | 5 | 200 | 1 | 99 | 1 | 8 | 0 | 8 | 226 |
| Nov 5 | VANDERBILT | 46 | 197 | 3 | 52 | 17 | 213 | 0 | 39 | 17-25-0 | 213 | 0 | 39 | 3 | 54 | 0 | 22 | 0 | 0 | 0 | 0 | 410 |
| Nov 12 | at South Carolina | 34 | 142 | 1 | 47 | 13 | 119 | 0 | 20 | 13-23-0 | 119 | 0 | 20 | 4 | 34 | 0 | 11 | 1 | 6 | 0 | 6 | 261 |
| Nov 19 | FURMAN | 31 | 124 | 1 | 37 | 16 | 329 | 4 | 80 | 16-28-0 | 329 | 4 | 80 | 6 | 89 | 0 | 21 | 3 | -1 | 0 | 0 | 453 |
| Nov 26 | FLORIDA STATE | 33 | 54 | 0 | 23 | 14 | 130 | 1 | 24 | 14-29-4 | 130 | 1 | 24 | 1 | 16 | 0 | 16 | 2 | 20 | 0 | 20 | 184 |
| Jan 2 | vs Ohio State | 38 | 131 | 0 | 16 | 12 | 132 | 1 | 32 | 12-16-1 | 132 | 1 | 32 | 2 | 128 | 1 | 99 | 2 | 45 | 1 | 14 | 263 |
| TOTALS | | 469 | 1,859 | 17 | 84 | 182 | 2,414 | 13 | 83 | 182-320-13 | 2,414 | 13 | 83 | 47 | 1,137 | 2 | 99 | 25 | 178 | 2 | 22 | 4,273 |
| Opponent | | 507 | 1,725 | 16 | 77 | 186 | 2,169 | 15 | 57 | 186-341-8 | 2,169 | 15 | 57 | 61 | 1,327 | 0 | 70 | 18 | 99 | 0 | 39 | 3,894 |

Games played: 13 Avg per rush: 4.0 Avg per catch: 13.3
 Pass efficiency: 125.52 Kick ret avg: 24.2 Punt ret avg: 7.1
 All purpose avg/game: 441.2 Total offense avg/gm: 328.7

| Date | Opponent | TACKLES | | | | SACKS No-Yds | FUMBLES | | PASS DEFENSE | | | Blkd Kicks | PAT ATTEMPTS | | | Saf | Pts |
|---------------|-------------------|------------|------------|------------|-----------------|-----------------|-----------|-------------|--------------|-----------|-----------|---------------|--------------|----------|----------|----------|------------|
| | | Solo | Ast | Total | TFL-Yds | | FF | FR-Yds | Int-Yds | QBH | Brk | | Att-Mad | Run | Rcv | | |
| Sep 3 | FAU | 37 | 22 | 59 | 11.0-54 | 2.0-19 | 0 | 0-0 | 0-0 | 2 | 3 | 1 | 5-5 | 0 | 0 | 0 | 41 |
| Sep 10 | UAB | 35 | 10 | 45 | 3.0-20 | 0.0-0 | 2 | 1-0 | 0-0 | 3 | 2 | 0 | 4-4 | 0 | 0 | 1 | 39 |
| Sep 17 | TENNESSEE | 36 | 16 | 52 | 6.0-32 | 3.0-26 | 0 | 0-0 | 2-0 | 6 | 8 | 1 | 3-3 | 0 | 0 | 0 | 33 |
| Sep 24 | at Kentucky | 50 | 30 | 80 | 8.0-28 | 4.0-16 | 2 | 2-2 | 2-48 | 3 | 5 | 0 | 6-6 | 0 | 0 | 0 | 48 |
| Oct 1 | ALABAMA | 36 | 28 | 64 | 4.0-12 | 0.0-0 | 0 | 0-0 | 0-0 | 2 | 2 | 0 | 1-1 | 0 | 0 | 0 | 10 |
| Oct 8 | at LSU | 18 | 84 | 102 | 5.0-15 | 1.0-8 | 0 | 0-0 | 0-0 | 0 | 2 | 1 | 0-0 | 1 | 0 | 0 | 11 |
| Oct 15 | at Auburn | 33 | 36 | 69 | 8.0-26 | 1.0-6 | 0 | 0-0 | 0-0 | 9 | 1 | 0 | 0-0 | 0 | 0 | 0 | 6 |
| Oct 29 | vs Georgia | 50 | 24 | 74 | 8.0-22 | 3.0-11 | 0 | 0-0 | 1-0 | 2 | 3 | 0 | 2-2 | 0 | 0 | 0 | 20 |
| Nov 5 | VANDERBILT | 37 | 18 | 55 | 9.0-40 | 2.0-21 | 0 | 0-0 | 0-0 | 1 | 5 | 1 | 2-2 | 0 | 0 | 0 | 26 |
| Nov 12 | at South Carolina | 58 | 8 | 66 | 3.0-11 | 1.0-5 | 0 | 0-0 | 1-0 | 1 | 2 | 0 | 0-0 | 0 | 0 | 0 | 12 |
| Nov 19 | FURMAN | 45 | 28 | 73 | 6.0-21 | 1.0-6 | 1 | 0-0 | 2-100 | 3 | 2 | 1 | 6-6 | 0 | 0 | 0 | 54 |
| Nov 26 | FLORIDA STATE | 44 | 22 | 66 | 11.0-76 | 4.0-32 | 4 | 1-6 | 0-0 | 0 | 2 | 0 | 1-1 | 0 | 0 | 0 | 7 |
| Jan 2 | vs Ohio State | 49 | 10 | 59 | 12.0-51 | 6.0-34 | 2 | 2-13 | 0-0 | 0 | 0 | 1 | 3-3 | 0 | 0 | 0 | 24 |
| TOTALS | | 528 | 336 | 864 | 94.0-408 | 28.0-184 | 11 | 6-21 | 8-148 | 32 | 37 | 6 | 33-33 | 1 | 0 | 0 | 331 |
| Opponent | | 517 | 204 | 721 | 96.0-377 | 23.0-169 | 14 | 13-19 | 13-244 | 29 | 40 | 0 | 32-31 | 0 | 0 | 0 | 264 |

| Date | Opponent | PUNTING | | | | | | | | | | FIELD GOALS | | | KICKOFFS | | | | |
|---------------|-------------------|-----------|--------------|-------------|-----------|----------|----------|-----------|----------|-----------|--------------|-------------|----------|-----------|--------------|-------------|-----------|----------|--|
| | | No | Yds | Avg | Long | Blkd | TB | FC | 50+ | I20 | Att-Made | Lg | Blkd | No | Yds | Avg | TB | OB | |
| Sep 3 | FAU | 0 | 0 | 0.0 | 0 | 0 | 0 | 0 | 0 | 0 | 2-2 | 51 | 0 | 8 | 532 | 66.5 | 2 | 0 | |
| Sep 10 | UAB | 2 | 58 | 29.0 | 32 | 0 | 0 | 2 | 0 | 2 | 3-3 | 35 | 0 | 8 | 540 | 67.5 | 2 | 0 | |
| Sep 17 | TENNESSEE | 4 | 154 | 38.5 | 50 | 0 | 0 | 1 | 1 | 2 | 4-4 | 46 | 0 | 8 | 523 | 65.4 | 3 | 0 | |
| Sep 24 | at Kentucky | 5 | 180 | 36.0 | 43 | 0 | 0 | 2 | 0 | 1 | 2-2 | 45 | 0 | 9 | 611 | 67.9 | 1 | 1 | |
| Oct 1 | ALABAMA | 7 | 303 | 43.3 | 50 | 0 | 0 | 0 | 1 | 1 | 2-1 | 21 | 0 | 3 | 206 | 68.7 | 0 | 0 | |
| Oct 8 | at LSU | 6 | 224 | 37.3 | 42 | 0 | 0 | 0 | 0 | 1 | 1-1 | 34 | 0 | 3 | 185 | 61.7 | 0 | 0 | |
| Oct 15 | at Auburn | 7 | 323 | 46.1 | 67 | 0 | 0 | 2 | 3 | 4 | 2-2 | 47 | 0 | 3 | 188 | 62.7 | 0 | 0 | |
| Oct 29 | vs Georgia | 5 | 196 | 39.2 | 48 | 0 | 1 | 2 | 0 | 1 | 3-2 | 43 | 0 | 5 | 323 | 64.6 | 1 | 0 | |
| Nov 5 | VANDERBILT | 2 | 74 | 37.0 | 39 | 0 | 0 | 1 | 0 | 0 | 3-2 | 55 | 0 | 6 | 358 | 59.7 | 1 | 0 | |
| Nov 12 | at South Carolina | 4 | 149 | 37.2 | 55 | 0 | 1 | 1 | 1 | 1 | 2-2 | 24 | 0 | 4 | 255 | 63.8 | 0 | 0 | |
| Nov 19 | FURMAN | 3 | 134 | 44.7 | 48 | 0 | 0 | 2 | 0 | 2 | 4-2 | 55 | 0 | 11 | 734 | 66.7 | 1 | 0 | |
| Nov 26 | FLORIDA STATE | 9 | 360 | 40.0 | 50 | 0 | 0 | 3 | 1 | 0 | 0-0 | 0 | 0 | 1 | 63 | 63.0 | 0 | 0 | |
| Jan 2 | vs Ohio State | 3 | 112 | 37.3 | 50 | 0 | 0 | 0 | 1 | 2 | 1-1 | 17 | 0 | 5 | 335 | 67.0 | 1 | 0 | |
| TOTALS | | 57 | 2,267 | 39.8 | 67 | 0 | 2 | 16 | 8 | 17 | 29-24 | 55 | 0 | 74 | 4,853 | 65.6 | 12 | 1 | |
| Opponent | | 75 | 3,114 | 41.5 | 62 | 5 | 6 | 14 | 14 | 30 | 20-11 | 47 | 1 | 56 | 3,384 | 60.4 | 5 | 3 | |

OPPONENT GAME-BY-GAME

| Date | Opponent | RUSHING | | | | RECEIVING | | | | PASSING | | | | KICK RETURN | | | | PUNT RETURN | | | | Total Off. |
|--------|--------------------|------------|--------------|-----------|-----------|------------|--------------|-----------|-----------|------------------|--------------|-----------|-----------|-------------|--------------|----------|-----------|-------------|-----------|----------|-----------|--------------|
| | | No. | Yds | TD | Lg | No. | Yds | TD | Lg | Cmp-Att-Int | Yds | TD | Lg | No | Yds | TD | Lg | No | Yds | TD | Lg | |
| Sep 3 | FAU | 30 | 30 | 0 | 14 | 14 | 107 | 0 | 28 | 14-27-0 | 107 | 0 | 28 | 6 | 144 | 0 | 38 | 0 | 0 | 0 | 0 | 137 |
| Sep 10 | UAB | 23 | 71 | 0 | 22 | 15 | 141 | 0 | 24 | 15-29-0 | 141 | 0 | 24 | 6 | 114 | 0 | 27 | 0 | 0 | 0 | 0 | 212 |
| Sep 17 | TENNESSEE | 21 | -9 | 0 | 10 | 26 | 288 | 3 | 22 | 26-48-2 | 288 | 3 | 22 | 5 | 90 | 0 | 35 | 2 | 13 | 0 | 8 | 279 |
| Sep 24 | at Kentucky | 36 | 134 | 0 | 31 | 22 | 165 | 1 | 29 | 22-44-2 | 165 | 1 | 29 | 7 | 148 | 0 | 32 | 2 | 5 | 0 | 6 | 299 |
| Oct 1 | ALABAMA | 43 | 226 | 4 | 36 | 12 | 140 | 0 | 22 | 12-25-0 | 140 | 0 | 22 | 3 | 123 | 0 | 70 | 2 | 0 | 0 | 0 | 366 |
| Oct 8 | at LSU | 49 | 238 | 3 | 44 | 10 | 215 | 2 | 57 | 10-14-0 | 215 | 2 | 57 | 3 | 42 | 0 | 19 | 3 | 15 | 0 | 9 | 453 |
| Oct 15 | at Auburn | 43 | 155 | 1 | 18 | 7 | 123 | 1 | 42 | 7-16-0 | 123 | 1 | 42 | 3 | 74 | 0 | 36 | 1 | 10 | 0 | 10 | 278 |
| Oct 29 | vs Georgia | 49 | 185 | 1 | 22 | 15 | 169 | 2 | 20 | 15-34-1 | 169 | 2 | 20 | 4 | 73 | 0 | 24 | 0 | 0 | 0 | 0 | 354 |
| Nov 5 | VANDERBILT | 33 | 80 | 1 | 17 | 19 | 297 | 2 | 34 | 19-28-0 | 297 | 2 | 34 | 5 | 77 | 0 | 24 | 1 | 2 | 0 | 2 | 377 |
| Nov 12 | at South Carolina | 52 | 215 | 2 | 20 | 7 | 84 | 0 | 46 | 7-13-1 | 84 | 0 | 46 | 4 | 103 | 0 | 31 | 1 | 8 | 0 | 8 | 299 |
| Nov 19 | FURMAN | 45 | 233 | 2 | 77 | 15 | 213 | 2 | 47 | 15-27-2 | 213 | 2 | 47 | 10 | 241 | 0 | 29 | 1 | 1 | 0 | 1 | 446 |
| Nov 26 | FLORIDA STATE | 46 | 30 | 2 | 13 | 6 | 65 | 0 | 14 | 6-13-0 | 65 | 0 | 14 | 1 | 34 | 0 | 34 | 5 | 45 | 0 | 39 | 95 |
| Jan 2 | vs Ohio State | 37 | 137 | 0 | 18 | 18 | 162 | 2 | 37 | 18-23-0 | 162 | 2 | 37 | 4 | 64 | 0 | 20 | 0 | 0 | 0 | 0 | 299 |
| | OPP. TOTALS | 507 | 1,725 | 16 | 77 | 186 | 2,169 | 15 | 57 | 186-341-8 | 2,169 | 15 | 57 | 61 | 1,327 | 0 | 70 | 18 | 99 | 0 | 39 | 3,894 |
| | Florida | 469 | 1,859 | 17 | 84 | 182 | 2,414 | 13 | 83 | 182-320-13 | 2,414 | 13 | 83 | 47 | 1,137 | 2 | 99 | 25 | 178 | 2 | 22 | 4,273 |

Games played: 13
 Pass efficiency: 117.80
 All purpose avg/game: 428.0
 Avg per rush: 3.4
 Kick ret avg: 21.8
 Total offense avg/gm: 299.5
 Avg per catch: 11.7
 Punt ret avg: 5.5

| Date | Opponent | TACKLES | | | | SACKS | | FUMBLES | | PASS DEFENSE | | | Blkd Kicks | PAT ATTEMPTS | | | Saf | Pts | |
|--------|--------------------|------------|------------|------------|-----------------|-----------------|-----------|--------------|---------------|--------------|-----------|----------|--------------|--------------|----------|----------|----------|------------|---|
| | | Solo | Ast | Total | TFL-Yds | No-Yds | FF | FR-Yds | Int-Yds | QBH | Brk | Att-Mad | Run | Rcv | | | | | |
| Sep 3 | FAU | 39 | 16 | 55 | 7.0-14 | 0.0-0 | 1 | 0-0 | 3-37 | 2 | 4 | 0 | 0-0 | 0 | 0 | 0 | 0 | 0 | 3 |
| Sep 10 | UAB | 47 | 20 | 67 | 8.0-17 | 0.0-0 | 1 | 0-0 | 0-0 | 1 | 1 | 0 | 0-0 | 0 | 0 | 0 | 0 | 0 | |
| Sep 17 | TENNESSEE | 48 | 12 | 60 | 8.0-39 | 1.0-10 | 1 | 1-19 | 0-0 | 1 | 3 | 0 | 2-2 | 0 | 0 | 0 | 0 | 23 | |
| Sep 24 | at Kentucky | 36 | 34 | 70 | 3.0-15 | 1.0-8 | 1 | 2-0 | 1-15 | 3 | 3 | 0 | 1-1 | 0 | 0 | 0 | 0 | 10 | |
| Oct 1 | ALABAMA | 39 | 10 | 49 | 11.0-54 | 4.0-33 | 2 | 1-0 | 1-45 | 3 | 5 | 0 | 5-5 | 0 | 0 | 0 | 0 | 38 | |
| Oct 8 | at LSU | 18 | 52 | 70 | 4.0-16 | 1.0-5 | 1 | 0-0 | 2-17 | 2 | 2 | 0 | 5-5 | 0 | 0 | 0 | 0 | 41 | |
| Oct 15 | at Auburn | 41 | 6 | 47 | 8.0-36 | 4.0-20 | 0 | 2-0 | 1-0 | 14 | 6 | 0 | 2-2 | 0 | 0 | 0 | 0 | 17 | |
| Oct 29 | vs Georgia | 30 | 10 | 40 | 10.0-54 | 6.0-43 | 2 | 2-0 | 0-0 | 0 | 4 | 0 | 3-3 | 0 | 0 | 0 | 0 | 24 | |
| Nov 5 | VANDERBILT | 52 | 8 | 60 | 5.0-14 | 1.0-9 | 1 | 1-0 | 0-0 | 0 | 2 | 0 | 3-3 | 0 | 0 | 0 | 0 | 21 | |
| Nov 12 | at South Carolina | 43 | 8 | 51 | 11.0-47 | 3.0-25 | 2 | 2-0 | 0-0 | 1 | 0 | 0 | 2-2 | 0 | 0 | 0 | 0 | 17 | |
| Nov 19 | FURMAN | 41 | 8 | 49 | 5.0-12 | 0.0-0 | 1 | 0-0 | 0-0 | 1 | 3 | 0 | 4-3 | 0 | 0 | 0 | 1 | 32 | |
| Nov 26 | FLORIDA STATE | 45 | 4 | 49 | 13.0-51 | 2.0-16 | 0 | 0-0 | 4-130 | 0 | 6 | 0 | 3-3 | 0 | 0 | 0 | 0 | 21 | |
| Jan 2 | vs Ohio State | 38 | 16 | 54 | 3.0-8 | 0.0-0 | 1 | 2-0 | 1-0 | 1 | 1 | 0 | 2-2 | 0 | 0 | 0 | 0 | 17 | |
| | OPP. TOTALS | 517 | 204 | 721 | 96.0-377 | 23.0-169 | 14 | 13-19 | 13-244 | 29 | 40 | 0 | 32-31 | 0 | 0 | 0 | 1 | 264 | |
| | Florida | 528 | 336 | 864 | 94.0-408 | 28.0-184 | 11 | 6-21 | 8-148 | 32 | 37 | 6 | 33-33 | 1 | 0 | 0 | 1 | 331 | |

| Date | Opponent | PUNTING | | | | | | | | | | FIELD GOALS | | | KICKOFFS | | | | |
|--------|--------------------|-----------|--------------|-------------|-----------|----------|----------|-----------|-----------|-----------|--------------|-------------|----------|-----------|--------------|-------------|----------|----------|--|
| | | No | Yds | Avg | Long | Blkd | TB | FC | 50+ | I20 | Att-Made | Lg | Blkd | No | Yds | Avg | TB | OB | |
| Sep 3 | FAU | 6 | 261 | 43.5 | 59 | 1 | 0 | 0 | 1 | 2 | 2-1 | 27 | 0 | 2 | 109 | 54.5 | 0 | 0 | |
| Sep 10 | UAB | 6 | 247 | 41.2 | 47 | 0 | 1 | 3 | 0 | 1 | 0-0 | 0 | 0 | 2 | 86 | 43.0 | 0 | 1 | |
| Sep 17 | TENNESSEE | 4 | 171 | 42.8 | 52 | 1 | 1 | 1 | 1 | 0 | 2-1 | 20 | 0 | 5 | 323 | 64.6 | 0 | 0 | |
| Sep 24 | at Kentucky | 6 | 257 | 42.8 | 52 | 0 | 0 | 0 | 2 | 3 | 1-1 | 24 | 0 | 3 | 174 | 58.0 | 0 | 0 | |
| Oct 1 | ALABAMA | 5 | 199 | 39.8 | 49 | 0 | 0 | 2 | 0 | 5 | 1-1 | 32 | 0 | 7 | 450 | 64.3 | 0 | 1 | |
| Oct 8 | at LSU | 3 | 136 | 45.3 | 45 | 1 | 0 | 0 | 0 | 1 | 2-2 | 35 | 0 | 8 | 497 | 62.1 | 1 | 0 | |
| Oct 15 | at Auburn | 9 | 353 | 39.2 | 50 | 0 | 0 | 1 | 1 | 2 | 3-1 | 42 | 0 | 4 | 278 | 69.5 | 1 | 0 | |
| Oct 29 | vs Georgia | 6 | 205 | 34.2 | 46 | 0 | 0 | 0 | 0 | 2 | 3-1 | 32 | 0 | 5 | 298 | 59.6 | 0 | 0 | |
| Nov 5 | VANDERBILT | 5 | 212 | 42.4 | 49 | 0 | 1 | 1 | 0 | 2 | 1-0 | 0 | 1 | 3 | 184 | 61.3 | 0 | 0 | |
| Nov 12 | at South Carolina | 4 | 152 | 38.0 | 50 | 0 | 0 | 1 | 1 | 2 | 2-1 | 28 | 0 | 4 | 198 | 49.5 | 0 | 0 | |
| Nov 19 | FURMAN | 7 | 285 | 40.7 | 54 | 1 | 1 | 3 | 2 | 2 | 1-1 | 23 | 0 | 6 | 314 | 52.3 | 0 | 0 | |
| Nov 26 | FLORIDA STATE | 9 | 400 | 44.4 | 62 | 0 | 1 | 1 | 4 | 5 | 1-0 | 0 | 0 | 4 | 280 | 70.0 | 3 | 0 | |
| Jan 2 | vs Ohio State | 5 | 236 | 47.2 | 51 | 1 | 1 | 1 | 2 | 3 | 1-1 | 47 | 0 | 3 | 193 | 64.3 | 0 | 1 | |
| | OPP. TOTALS | 75 | 3,114 | 41.5 | 62 | 5 | 6 | 14 | 14 | 30 | 20-11 | 47 | 1 | 56 | 3,384 | 60.4 | 5 | 3 | |
| | Florida | 57 | 2,267 | 39.8 | 67 | 0 | 2 | 16 | 8 | 17 | 29-24 | 55 | 0 | 74 | 4,853 | 65.6 | 12 | 1 | |

GAME PARTICIPATION

| Name | GP/GS | FAU | UAB | UT | UK | UA | LSU | AU | GA | VANDY | USC | FURMAN | FSU | OSU |
|-------------------------|-------|-------|-------|-------|-------|-------|-------|-------|-------|-------|-------|--------|-------|-------|
| 25 Gideon Ajagbe | 4/- | ... | XXX | ... | ... | ... | ... | ... | ... | ... | ... | XXX | XXX | XXX |
| 58 Nick Alajalain | 12/1 | XXX | XXX | ... | XXX | XXX | XXX | XXX | XXX | XXX | XXX | XXX | XXX | START |
| 89 Stephen Alli | 12/- | XXX | ... | XXX | XXX | XXX | XXX | XXX | XXX | XXX | XXX | XXX | XXX | XXX |
| 52 Jon Bostic | 13/13 | START | START | START | START | START | START | START | START | START | START | START | START | START |
| 12 John Brantley | 11/11 | START | START | START | START | START | ... | ... | START | START | START | START | START | START |
| 17 Jacoby Brissett | 8/2 | ... | ... | ... | ... | ... | START | START | XXX | XXX | XXX | XXX | XXX | XXX |
| 33 Mack Brown | 12/- | XXX | XXX | XXX | XXX | ... | XXX | XXX | XXX | XXX | XXX | XXX | XXX | XXX |
| 88 Clay Burton | 1/- | ... | XXX | ... | ... | ... | ... | ... | ... | ... | ... | ... | ... | ... |
| 8 Trey Burton | 13/7 | XXX | START | XXX | START | START | START | XXX | START | START | XXX | XXX | XXX | START |
| 32 Gerald Christian | 7/3 | START | XXX | START | XXX | START | XXX | XXX | ... | ... | ... | ... | ... | ... |
| 44 Kyle Christy | 7/- | ... | ... | ... | ... | ... | ... | XXX | XXX | XXX | XXX | XXX | XXX | XXX |
| 7 Tim Clark | 5/- | ... | ... | XXX | XXX | XXX | XXX | XXX | ... | ... | ... | ... | ... | ... |
| 47 John Crofoot | 13/- | XXX | XXX | XXX | XXX | XXX | XXX | XXX | XXX | XXX | XXX | XXX | XXX | XXX |
| 4 Andre Debose | 12/4 | XXX | XXX | XXX | ... | START | XXX | XXX | XXX | START | START | XXX | START | XXX |
| 28 Jeff Demps | 12/5 | XXX | XXX | START | XXX | XXX | XXX | ... | START | START | START | START | XXX | XXX |
| 16 Jeff Driskel | 5/- | XXX | XXX | ... | XXX | XXX | ... | XXX | ... | ... | ... | ... | ... | ... |
| 9 Quinton Dunbar | 12/5 | START | START | START | XXX | XXX | ... | XXX | XXX | XXX | XXX | START | XXX | START |
| 2 Dominique Easley | 12/12 | START | START | START | START | START | START | START | START | START | START | START | START | ... |
| 22 Matt Elam | 13/13 | START | START | START | START | START | START | START | START | START | START | START | START | START |
| 24 Josh Evans | 13/8 | XXX | START | XXX | XXX | START | XXX | START | START | START | START | START | XXX | START |
| 46 Drew Ferris | 13/- | XXX | XXX | XXX | XXX | XXX | XXX | XXX | XXX | XXX | XXX | XXX | XXX | XXX |
| 13 Dee Finley | 5/- | XXX | XXX | ... | XXX | XXX | XXX | ... | ... | ... | ... | ... | ... | ... |
| 73 Shariff Floyd | 11/11 | ... | ... | START | START | START | START | START | START | START | START | START | START | START |
| 62 Cole Gilliam | 2/- | ... | XXX | ... | ... | ... | ... | ... | ... | ... | ... | XXX | ... | ... |
| 23 Mike Gillislee | 11/- | XXX | XXX | XXX | XXX | XXX | XXX | XXX | ... | XXX | ... | XXX | XXX | XXX |
| 21 Jabari Gorman | 13/- | XXX | XXX | XXX | XXX | XXX | XXX | XXX | XXX | XXX | XXX | XXX | XXX | XXX |
| 75 Chaz Green | 9/9 | START | START | START | START | START | START | START | ... | ... | ... | ... | START | START |
| 96 William Green | 13/3 | START | START | XXX | XXX | XXX | XXX | XXX | XXX | XXX | XXX | XXX | XXX | START |
| 67 Jon Halapio | 13/13 | START | START | START | START | START | START | START | START | START | START | START | START | START |
| 85 Frankie Hammond, Jr. | 13/4 | XXX | XXX | XXX | START | XXX | XXX | START | START | XXX | START | XXX | XXX | XXX |
| 72 Jon Harrison | 13/13 | START | START | START | START | START | START | START | START | START | START | START | START | START |
| 82 Omaris Hines | 12/1 | ... | XXX | XXX | START | XXX | XXX | XXX | XXX | XXX | XXX | XXX | XXX | XXX |
| 6 Jaye Howard | 13/13 | START | START | START | START | START | START | START | START | START | START | START | START | START |
| 99 Omar Hunter | 13/1 | XXX | XXX | XXX | XXX | XXX | XXX | XXX | XXX | XXX | XXX | XXX | XXX | START |
| 3 Jelani Jenkins | 12/12 | START | START | START | START | START | START | START | START | ... | START | START | START | START |
| 36 Moses Jenkins | 13/- | XXX | XXX | XXX | XXX | XXX | XXX | XXX | XXX | XXX | XXX | XXX | XXX | XXX |
| 29 Chris Johnson | 13/- | XXX | XXX | XXX | XXX | XXX | XXX | XXX | XXX | XXX | XXX | XXX | XXX | XXX |
| 93 Kedric Johnson | 12/- | XXX | XXX | XXX | XXX | XXX | XXX | XXX | XXX | XXX | XXX | XXX | XXX | ... |
| 41 Hunter Joyer | 13/1 | XXX | XXX | XXX | XXX | XXX | XXX | START | XXX | XXX | XXX | XXX | XXX | XXX |
| 49 Darrin Kitchens | 13/1 | XXX | XXX | XXX | XXX | XXX | XXX | XXX | XXX | XXX | XXX | START | XXX | XXX |
| 64 Kyle Koehne | 13/1 | XXX | XXX | XXX | XXX | XXX | XXX | XXX | XXX | XXX | XXX | START | XXX | XXX |
| 81 A.C. Leonard | 9/4 | ... | ... | XXX | XXX | ... | START | XXX | ... | XXX | START | START | START | XXX |
| 40 David Lerner | 6/- | ... | XXX | XXX | XXX | XXX | XXX | ... | ... | ... | ... | ... | XXX | ... |
| 34 Lerentee McCray | 9/5 | START | XXX | START | XXX | XXX | START | START | XXX | ... | ... | ... | START | ... |
| 30 Mike McNeely | 7/- | ... | XXX | ... | XXX | ... | ... | ... | ... | XXX | XXX | XXX | XXX | XXX |
| 10 Tyler Murphy | 2/- | ... | XXX | ... | XXX | ... | ... | ... | ... | ... | ... | ... | ... | ... |
| 73 Xavier Nixon | 13/9 | START | START | START | START | START | XXX | XXX | START | START | START | START | XXX | XXX |
| 91 Earl Okine | 13/- | XXX | XXX | XXX | XXX | XXX | XXX | XXX | XXX | XXX | XXX | XXX | XXX | XXX |
| 44 Leon Orr | 13/- | XXX | XXX | XXX | XXX | XXX | XXX | XXX | XXX | XXX | XXX | XXX | XXX | XXX |
| 71 Matt Patchan | 12/7 | XXX | XXX | XXX | XXX | XXX | START | START | START | START | START | START | START | ... |
| 83 Solomon Patton | 13/- | XXX | XXX | XXX | XXX | XXX | XXX | XXX | XXX | XXX | XXX | XXX | XXX | XXX |
| 97 Brad Phillips | 3/- | ... | ... | ... | ... | ... | ... | ... | XXX | XXX | XXX | ... | ... | ... |
| 7 Ronald Powell | 12/12 | START | START | START | START | START | START | ... | START | START | START | START | START | START |
| 15 Loucheiz Purifoy | 13/- | XXX | XXX | XXX | XXX | XXX | XXX | XXX | XXX | XXX | XXX | XXX | XXX | XXX |
| 1 Chris Rainey | 12/10 | START | START | START | START | START | START | START | START | ... | XXX | START | START | START |
| 11 Jordan Reed | 11/10 | START | START | ... | ... | START | START | START | START | START | START | START | XXX | START |
| 31 Cody Riggs | 13/10 | START | START | START | START | START | START | START | XXX | XXX | XXX | START | START | START |
| 5 Marcus Roberson | 10/10 | START | START | START | START | START | START | START | START | START | START | ... | ... | ... |
| 50 Sam Robey | 9/- | XXX | XXX | ... | XXX | XXX | XXX | XXX | XXX | XXX | ... | ... | ... | XXX |
| 26 De'Ante Saunders | 12/9 | START | START | START | START | ... | START | XXX | START | START | START | XXX | START | XXX |
| 35 Jesse Schmitt | 1/- | ... | XXX | ... | ... | ... | ... | ... | ... | ... | ... | ... | ... | ... |
| 29 Solomon Schoonover | 1/- | ... | XXX | ... | ... | ... | ... | ... | ... | ... | ... | ... | ... | ... |
| 9 Josh Shaw | 10/1 | XXX | XXX | XXX | XXX | XXX | XXX | START | XXX | XXX | ... | ... | XXX | ... |
| 77 Ian Silberman | 3/- | XXX | XXX | ... | ... | ... | ... | ... | ... | ... | ... | XXX | ... | ... |
| 87 William Steinmann | 12/1 | XXX | XXX | XXX | ... | XXX | XXX | XXX | XXX | XXX | XXX | XXX | START | XXX |
| 55 Graham Stewart | 12/- | XXX | XXX | XXX | XXX | ... | XXX | XXX | XXX | XXX | XXX | XXX | XXX | XXX |
| 19 Caleb Sturgis | 12/- | XXX | XXX | XXX | XXX | XXX | XXX | XXX | ... | XXX | XXX | XXX | XXX | XXX |
| 51 Mike Taylor | 12/1 | XXX | XXX | ... | XXX | XXX | XXX | XXX | XXX | START | XXX | XXX | XXX | XXX |
| 6 Deonte Thompson | 13/10 | START | START | START | START | XXX | START | START | START | START | XXX | XXX | START | START |
| 63 Trip Thurman | 1/- | ... | XXX | ... | ... | ... | ... | ... | ... | ... | ... | ... | ... | ... |
| 34 Jason Traylor | 1/- | ... | XXX | ... | ... | ... | ... | ... | ... | ... | ... | ... | ... | ... |
| 14 Jaylen Watkins | 13/8 | XXX | XXX | XXX | START | START | XXX | XXX | START | START | START | START | START | START |
| 56 Dan Wenger | 11/11 | START | START | START | START | START | START | START | START | START | START | ... | START | ... |
| 97 Tevin Westbrook | 3/- | XXX | XXX | ... | XXX | ... | ... | ... | ... | ... | ... | ... | ... | ... |
| 66 James Wilson | 12/1 | ... | XXX | XXX | XXX | XXX | XXX | XXX | XXX | XXX | XXX | XXX | XXX | START |
| 78 David Young | 13/- | XXX | XXX | XXX | XXX | XXX | XXX | XXX | XXX | XXX | XXX | XXX | XXX | XXX |

COACHES

PLAYERS

2011 RECAP

HISTORY

HONORS

GATORS IN THE NFL

ALL-TIME RESULTS

RECORD BOOK

ALL-TIME LETTERWINNERS

FLORIDA ATHLETICS

NO. 22/23 FLORIDA 41, FLORIDA ATLANTIC 3

Ben Hill Griffin Stadium at Florida Field | Gainesville, Fla.

September 3, 2011 | Attendance: 88,708

The 2011 football season and the Will Muschamp Era began with a "boom," as the Gators dominated Florida Atlantic from start to finish en route to a 41-3 victory. For the Gators it was their 22nd consecutive season-opening win. Chris Rainey and Jeff Demps combined for five touchdowns, while John Brantley was extremely efficient on the evening. Rainey scored three touchdowns in three different ways (a first by a Gator in school history) - one rushing, one receiving and one on a blocked punt return - while he and Demps combined for 271 yards of offense to set the pace. Demps finished with 12 carries for 105 yards and two touchdowns, while also hauling in three passes for 21 yards. Rainey had 11 carries for 79 yards and a score and six receptions for 67 yards and a touchdown. Brantley finished the night 21-of-30 passing for 229 yards and a touchdown. In the first half, he propelled the Gators to a 24-3 lead, including a 5-for-5 clip on third-down plays with four first downs in the process. On the first drive, Brantley methodically marched the Gators down the field, with Rainey doing it on the ground and as a receiver to set up a 51-yard field goal by Caleb Sturgis. Brantley completed 4-of-5 passes on the drive for 40 yards while Rainey rushed three times for 23 yards and caught two passes for 15 more yards. The drive was derailed by a high snap over Brantley's head before the senior QB hit Quinton Dunbar with a 14-yard gain to put the Gators back in field-goal range. Brantley later hit Rainey with a 14-yard touchdown pass to put the Gators up, 10-0. On the Gators' third drive, they marched 68 yards in just three plays, capping it with Demps' 35-yard touchdown run to increase the lead to 17-0. Florida's next drive was a 9-play, 91-yard effort that ended in Rainey's second touchdown of the game, a 14-yard run, set up by Brantley spreading the ball around to multiple receivers. The Owls got on the board with 1:22 left in the half on a 27-yard field goal by Vinny Zaccario. In the third quarter, Solomon Patton blocked a punt that Rainey scooped up and returned 20 yards for a touchdown, his third touchdown of the game. It was his second career returned blocked punt and it was the first three touchdown game of his career. Demps padded the Gators' lead in the fourth quarter with a 20-yard TD run and Sturgis added a 29-yard field goal with 1:46 left.

| Score by Quarters | 1 | 2 | 3 | 4 | Score |
|-------------------|----|----|---|----|-------|
| Florida Atlantic | 0 | 3 | 0 | 0 | 3 |
| Florida | 10 | 14 | 7 | 10 | 41 |

SCORING SUMMARY

| Qtr | Time | Scoring Play | FAU-UF |
|-----|-------|---|---------------|
| 1st | 8:28 | UF - Sturgis, C. 51 yd field goal, 13-37 6:32 | FAU 0 - UF 3 |
| | 2:41 | UF - Rainey, C. 14 yd pass from Brantley, J. (Sturgis, C. kick), 12-67 3:29 | FAU 0 - UF 10 |
| 2nd | 14:52 | UF - Demps, J. 35 yd run (Sturgis, C. kick), 3-68 1:01 | FAU 0 - UF 17 |
| | 8:34 | UF - Rainey, C. 14 yd run (Sturgis, C. kick), 9-91 4:35 | FAU 0 - UF 24 |
| | 1:22 | FAU - Zaccario, V. 27 yd field goal, 9-29 3:04 | FAU 3 - UF 24 |
| 3rd | 10:09 | UF - Rainey, C. 22 yd blocked punt return (Sturgis, C. kick) | FAU 3 - UF 31 |
| | 11:18 | UF - Demps, J. 20 yd run (Sturgis, C. kick), 8-78 3:23 | FAU 3 - UF 38 |
| 4th | 1:46 | UF - Sturgis, C. 29 yd field goal, 11-52 6:15 | FAU 3 - UF 41 |

TEAM STATISTICS

| | FAU | UF |
|---------------------------|---------|---------|
| First Downs | 11 | 30 |
| Rushes-Yards (Net) | 30-30 | 33-197 |
| Passing Yards (Net) | 107 | 271 |
| Passes Comp-Att-Int | 14-27-0 | 25-36-3 |
| Total Offense Plays-Yards | 57-137 | 69-468 |
| Punt Returns-Yards | 0-0 | 4-55 |
| Kickoff Returns-Yards | 6-144 | 2-30 |
| Punts-Average | 6-43.5 | 0-0 |
| Fumbles-Lost | 0-0 | 2-0 |
| Penalties-Yards | 5-45 | 9-65 |
| Possession Time | 28:39 | 31:21 |
| Sacks By: Number-Yards | 0-0 | 2-19 |

INDIVIDUAL STATISTICS

| | |
|----------------------|--|
| Passing | FAU - Wilbert 14-26-0-107 (0 TD), Kooi 0-1-0-0 (0 TD) |
| | UF - Brantley 21-30-2-229 (1 TD), Driskel 4-6-1-42 (0 TD) |
| Rushing | FAU - Morris 14-16, Fortner 7-13, Jackson 1-10, Kooi 2-7, Floyd 2-5, Stinson 1-(-3), Graham 2-(-10) |
| | UF - Demps 12-105 (2 TD), Rainey 11-79 (TD), Gillislee 5-19, Driskel 2-8, Brantley 1-2 |
| Receiving | FAU - Dorvilus 3-55, Stinson 3-9, Richardson 2-14, Williams 2-10, Fortner 2-7 |
| | UF - Rainey 6-67 (TD), Thompson 3-34, Debose 3-32, Demps 3-21, Reed 2-28, Hammond 2-27, Dunbar 2-24, Patton 2-18, Burton 1-11, Christian 1-9 |
| Sacks | FAU - None |
| | UF - Howard 1-12, Powell 1-7 |
| Interceptions | FAU - Bartels 1-33, Reaser 1-0, Moore 1-4 |
| | UF - None |
| Fumbles | FAU - None |
| | UF - Team 1-0, Demps 1-0 |

NO. 18/18 FLORIDA 39, UAB 0

Ben Hill Griffin Stadium at Florida Field | Gainesville, Fla.

September 10, 2011 | Attendance: 87,743

The No. 18 University of Florida football team rolled up over 500 yards of offense and pitched its first shutout since 2006, picking up a convincing 39-0 victory over UAB at Ben Hill Griffin Stadium in the Gators' final tune-up before heading into SEC play. Chris Rainey ran for 119 yards on 16 carries, keying a Gator rushing attack that amassed 300 yards on the ground and Florida finished with 512 yards of total offense. The Gators held UAB to 212 total yards, just 71 on the ground and shut out an opponent for the first time since beating Western Carolina, 62-0, in 2006. After a 50-yard return from Andre Debose on the opening kickoff, the Gators went straight to their bag of tricks, getting a 40-yard flea-flicker from John Brantley to Quinton Dunbar. Unable to punch it across the goal line, Florida settled for a 24-yard Caleb Sturgis field goal to grab a 3-0 lead just over two minutes into play. On the Gators' second drive, they marched 12 plays and 62 yards before Sturgis added his second field goal of the game to take a 6-0 lead. True freshman Hunter Joyer made his first career carry a memorable one, a 3-yard touchdown run to put the Gators up 13-0 late in the first quarter. Joyer was the fourth Gator since 2008 to score a touchdown on his first carry. Sturgis added his third field goal of the game with 4:10 left in the second quarter, capping an 8-play, 46-yard drive that was highlighted by a 26-yard run by Trey Burton. On the ensuing drive, the Blazers snapped the ball through punter Trey Ragland's hands and out of the end zone for a safety to put the Gators up 18-0 with 2:32 left in the half. After a short kick following the safety, the Gators wasted little time going back to work. Brantley hit Debose for an 18-yard completion to the UAB 14. Moments later, Burton scored his first touchdown of the season on a 5-yard run to give the Gators a 25-0 lead heading into the locker room. After Marcus Roberson recovered a fumble on the Blazers' opening drive of the second half, the Gators wasted little time, as Rainey took it in from 19 yards out to put the Gators up, 32-0. The touchdown was set up by an 18-yard strike from Brantley to Dunbar and a 12-yard run by Burton. Facing a fourth down in its own territory, UAB tried a fake punt on fourth down but the Gators stopped it short. After taking over on the UAB 36, the Gators needed just three plays to add to the lead and did so when Mike Gillislee scored from 13 yards out for a 39-0 lead.

| Score by Quarters | 1 | 2 | 3 | 4 | Score |
|-------------------|----|----|----|---|-------|
| UAB | 0 | 0 | 0 | 0 | 0 |
| Florida | 13 | 12 | 14 | 0 | 39 |

SCORING SUMMARY

| Qtr | Time | Scoring Play | UAB-UF |
|-----|-------|--|---------------|
| 1st | 12:57 | UF - Sturgis, C. 24 yd field goal, 5-38 2:03 | UAB 0 - UF 3 |
| | 6:48 | UF - Sturgis, C. 35 yd field goal, 12-62 3:10 | UAB 0 - UF 6 |
| | 2:09 | UF - Joyer, H. 3 yd run (Sturgis, C. kick), 8-73 3:41 | UAB 0 - UF 13 |
| 2nd | 4:10 | UF - Sturgis, C. 28 yd field goal, 8-46 4:05 | UAB 0 - UF 16 |
| | 2:32 | UF - Team safety | UAB 0 - UF 18 |
| 3rd | 1:09 | UF - Burton, T. 5 yd run (Sturgis, C. kick), 4-37 1:23 | UAB 0 - UF 25 |
| | 9:02 | UF - Rainey, C. 19 yd run (Sturgis, C. kick), 7-71 3:20 | UAB 0 - UF 32 |
| | 6:25 | UF - Gillislee, M. 13 yd run (Sturgis, C. kick), 3-36 1:23 | UAB 0 - UF 39 |

TEAM STATISTICS

| | UAB | UF |
|---------------------------|---------|---------|
| First Downs | 11 | 28 |
| Rushes-Yards (Net) | 23-71 | 55-300 |
| Passing Yards (Net) | 141 | 212 |
| Passes Comp-Att-Int | 15-29-0 | 13-20-0 |
| Total Offense Plays-Yards | 52-212 | 75-512 |
| Punt Returns-Yards | 0-0 | 0-0 |
| Kickoff Returns-Yards | 6-114 | 1-50 |
| Punts-Average | 6-41.2 | 2-29.0 |
| Fumbles-Lost | 3-1 | 1-0 |
| Penalties-Yards | 9-55 | 9-55 |
| Possession Time | 23:31 | 36:29 |
| Sacks By: Number-Yards | 0-0 | 0-0 |

INDIVIDUAL STATISTICS

| | |
|----------------------|---|
| Passing | UAB - Ellis 15-28-0-141 (0 TD), Perry 0-1-0-0 (0 TD) |
| | UF - Brantley 12-19-0-195 (0 TD), Driskel 1-1-0-17 (0 TD) |
| Rushing | UAB - Jackson 5-31, Franklin 3-15, Coles 4-15, Ellis 1-13, Perry 3-10, Vinson 1-5, Nelson 2-5 |
| | UF - Rainey 16-119 (TD), Gillislee 11-79 (TD), Burton 6-46 (TD), Brown 10-36, Demps 2-10, Joyer 3-9, Driskel 2-5, Brantley 1-1, Schmitt 1-0 |
| Receiving | UAB - Williams 5-41, Hearn 4-40, Smith 1-24, Reaves 1-17 |
| | UF - Rainey 3-43, Dunbar 2-58, Thompson 2-33, Debose 2-32, Reed 2-19, Patton 1-17, Demps 1-10 |
| Sacks | UAB - None |
| | UF - None |
| Interceptions | UAB - None |
| | UF - None |
| Fumbles | UAB - Ragland 1-0, Coles 1-0, Reaves 1-1 |
| | UF - Rainey 1-0 |

NO. 16/17 FLORIDA 33, TENNESSEE 23

Ben Hill Griffin Stadium at Florida Field | Gainesville, Fla.

September 17, 2011 | Attendance: 90,744

Florida claimed its SEC opener for the seventh-consecutive year, as the Gators defeated Tennessee, 33-23. UF broke open what was a close game at the half, getting two scores early in the third quarter, a 1-yard run by Trey Burton and an 83-yard touchdown reception from Chris Rainey to grab a 30-7 lead. Burton opened the scoring with a 1-yard touchdown reception earlier in the game and Caleb Sturgis hit four field goals. Rainey finished a spectacular night with 21 carries for 108 yards and two receptions for 104 yards while also blocking a punt. Tennessee quarterback Tyler Bray threw three touchdown passes, connecting for one each with Marlin Lane, Da'Rick Rogers and Mychal Rivera. Florida wasted little time jumping out in front, marching 80 yards on nine plays in just over four minutes, with John Brantley connecting with Burton for the touchdown and early lead. Brantley went 5-for-5 passing for 52 yards and the touchdown pass on the opening drive. After a missed field goal by UT, the Gators once again moved the ball efficiently on offense. Sturgis was true on a 28-yard attempt to give the Gators a 10-0 lead. After Rainey's school-record fifth blocked punt, the Gators settled for a 30-yard field goal from Sturgis to grab a 13-0 lead and he added a 46-yard field goal for a 16-0 margin. Tennessee marched 89 yards on six plays with the benefit of two pass interference calls and Bray hit a wide open Lane for an 8-yard touchdown with just under two minutes left in the half to get the Vols on the board, cutting the lead to 16-7. UT received the kick to start the second half but Florida made the first impact play when Josh Evans picked off Bray to set the Gators up at the Vols' 42-yard line. Burton's second touchdown of the game, a one-yard run, resulted in a 23-7 lead. After the Gators forced another punt, Rainey took a short dump pass by Brantley and did the rest himself, going 83 yards for the touchdown, giving Florida a commanding 30-7. Tennessee grabbed a measure of momentum late in the third quarter, when the Vols recovered a fumble and Bray hit Rogers for a 14-yard score to cut the margin to 30-13. Palardy later kicked a 20-yard field goal to cut Florida's lead to 30-16. The Gators answered with a 42-yard field goal from Sturgis to increase the lead to 33-16. Bray connected with Rivera for his third touchdown pass, cutting the lead to 33-23 with 4:46 to go, but Matt Elam ended any thoughts of a comeback with an interception of Bray to ice the game on the final drive.

| Score by Quarters | 1 | 2 | 3 | 4 | Score |
|-------------------|----|---|----|----|-------|
| Tennessee | 0 | 7 | 6 | 10 | 23 |
| Florida | 10 | 6 | 14 | 3 | 33 |

SCORING SUMMARY

| Qtr | Time | Scoring Play | UT-UF |
|-----|-------|--|---------------|
| 1st | 10:45 | UF - Burton, T. 1 yd pass from Brantley, J. (Sturgis, C. kick), 9-80 4:15 | UT 0 - UF 7 |
| | 1:10 | UF - Sturgis, C. 28 yd field goal, 12-68 4:25 | UT 0 - UF 10 |
| 2nd | 11:57 | UF - Sturgis, C. 30 yd field goal, 4-0 2:13 | UT 0 - UF 13 |
| | 8:31 | UF - Sturgis, C. 46 yd field goal, 4-6 1:59 | UT 0 - UF 16 |
| 3rd | 1:43 | UT - Lane, M. 8 yd pass from Bray, T. (Palardy, M. kick), 6-89 2:15 | UT 7 - UF 23 |
| | 11:41 | UF - Burton, T. 1 yd run (Sturgis, C. kick), 7-42 3:06 | UT 7 - UF 30 |
| | 8:08 | UF - Rainey, C. 83 yd pass from Brantley, J. (Sturgis, C. kick), 2-80 0:53 | UT 7 - UF 30 |
| | 4:25 | UT - Rogers, D. 14 yd pass from Bray, T. (Bray, T. pass failed), 5-36 1:46 | UT 13 - UF 30 |
| 4th | 13:33 | UT - Palardy, M. 20 yd field goal, 9-28, 4:31 | UT 16 - UF 30 |
| | 7:19 | UF - Sturgis, C. 42 yd field goal, 12-50 6:14 | UT 16 - UF 33 |
| | 4:46 | UT - Rivera, M. 18 yd pass from Bray, T. (Palardy, M. kick) 8-60, 2:33 | UF 23, UF 33 |

TEAM STATISTICS

| | UT | UF |
|---------------------------|---------|---------|
| First Downs | 23 | 17 |
| Rushes-Yards (Net) | 21(-9) | 40-134 |
| Passing Yards (Net) | 288 | 213 |
| Passes Comp-Att-Int | 26-48-2 | 14-23-0 |
| Total Offense Plays-Yards | 69-279 | 63-347 |
| Punt Returns-Yards | 2-13 | 3-21 |
| Kickoff Returns-Yards | 5-90 | 5-105 |
| Punts-Average | 4-42.8 | 4-38.5 |
| Fumbles-Lost | 2-0 | 1-1 |
| Penalties-Yards | 10-94 | 16-150 |
| Possession Time | 29:17 | 30:43 |
| Sacks By: Number-Yards | 1-10 | 3-26 |

INDIVIDUAL STATISTICS

| | |
|----------------------|---|
| Passing | UT - Bray 26-48-2-288 (3 TD) |
| | UF - Brantley 14-23-0-213 (2 TD) |
| Rushing | UT - Poole 9-18, Lane 5-9, Bray 6 (-23) |
| | UF - Rainey 21-108, Demps 10-48, Burton 4-3 (TD), Brantley 3(-22) |
| Receiving | UT - Arnett 8-59, Rivera 5-71 (TD), Rogers D. 5-62 (TD), Rogers Z. 2-34, Lane 2-26 (TD) |
| | UF - Burton 4-38 (TD), Demps 4-37, Rainey 2-104 (TD) Thompson 2-26 |
| Sacks | UT - Bohannon 1-10 |
| | UF - Bostic 1-7, Jenkins Je. 1-9, Howard 0.5-5, Powell 0.5-5 |
| Interceptions | UT - None |
| | UF - Elam 1-0, Evans 1-0 |
| Fumbles | UT - Bray 1-0, Team 1-0 |
| | UF - Rainey 1-0 |

NO. 15/15 FLORIDA 48, KENTUCKY 10

Commonwealth Stadium | Lexington, Ky.

September 24, 2011 | Attendance: 65,134

Florida improved to 4-0 for the third-straight year with a convincing 48-10 victory over Kentucky, beating the Wildcats for the 25th consecutive time. The Gators turned four Kentucky turnovers into 24 points and rushed for 405 yards as a team in a dominating victory. The Gators used a perfect balance of quick, efficient offense and attacking defense, getting a 45-yard touchdown pass from John Brantley to Gerald Christian, 20 and 84-yard runs by Jeff Demps, a 1-yard run by Trey Burton, a fumble return by Jaye Howard and a 60-yard run by Mike Gillislee. Demps had 10 rushes for 157 yards and two touchdowns while Chris Rainey hit the century mark again with 15 carries for 105 yards. It was the first time two Gators had gone over 100 yards rushing in the same game since Tim Tebow and Percy Harvin did so in the 2009 BCS Championship Game. Lerentee McCray stripped Josh Clemons on UK's second possession and Omar Hunter recovered the fumble at the Wildcats' 45-yard line. It took just one play for the Gators to capitalize, as Brantley found Christian over the middle and the tight end scored from 45 yards out for a 7-0 lead. The Gator defense forced a three-and-out and four plays later Demps took it around the right side and sprinted 20 yards to the end zone for a 14-0 lead. An interception by Matt Elam set up a spectacular 27-yard run by Rainey, followed by Burton's 1-yard run to give the Gators a 21-0 lead. UF's three scoring drives took just seven plays, covered 126 yards and consumed just 2:08 off the clock combined. Early in the second quarter, Jon Bostic got a hit on UK's Morgan Newton, who fumbled and Howard scooped it and returned it two yards for a 28-3 lead. Florida's defense forced three first-half turnovers and turned it into 21 points. With 2:54 left in the half, Caleb Sturgis made it 31-3 with a 45-yard field goal. A fumble at the Gators' 26 by freshman Jeff Driskel set up a 19-yard touchdown pass from Newton to La'Rod King to cut the lead to 31-10 at the half. In the second half, the Wildcats pinned the Gators back at their 1-yard line after downing a punt near the goal line. Moments later, however, Demps showed his track speed, racing 84 yards for a touchdown, the sixth-longest rush in UF history. Linebacker Michael Taylor's first career interception set up a 27-yard field goal by Sturgis late in the third quarter. Gillislee made it 48-10 with an electrifying 60-yard touchdown run in the fourth quarter, the longest rush of his career.

| Score by Quarters | 1 | 2 | 3 | 4 | Score |
|-------------------|----|----|----|---|-------|
| Florida | 21 | 10 | 10 | 7 | 48 |
| Kentucky | 3 | 7 | 0 | 0 | 10 |

SCORING SUMMARY

| Qtr | Time | Scoring Play | UF-UK |
|-----|-------|---|---------------|
| 1st | 8:10 | UF - Christian, G. 45 yd pass from Brantley, J. (Sturgis, C. kick), 1-45 0:08 | UF 7 - UK 0 |
| | 5:44 | UF - Demps, J. 20 yd run (Sturgis, C. kick), 4-43 1:23 | UF 14 - UK 0 |
| | 3:39 | UF - Burton, T. 1 yd run (Sturgis, C. kick), 2-28 0:37 | UF 21 - UK 3 |
| 2nd | 0:00 | UK - McIntosh, C. 24 yd field goal, 11-69 3:30 | UF 21 - UK 3 |
| | 11:30 | UF - Howard, J. 2 yd fumble recovery (Sturgis, C. kick) | UF 28 - UK 3 |
| | 2:54 | UF - Sturgis, C. 45 yd field goal, 12-60 5:22 | UF 31 - UK 3 |
| 3rd | 1:18 | UK - King, L. 19 yd pass from Newton, M. (McIntosh, C. kick), 2-26 0:14 | UF 31 - UK 10 |
| | 10:24 | UF - Demps, J. 84 yd run (Sturgis, C. kick), 5-99 2:08 | UF 38 - UK 10 |
| | 3:10 | UF - Sturgis, C. 27 yd field goal, 11-35 4:33 | UF 41 - UK 10 |
| 4th | 7:44 | UF - Gillislee, M. 60 yd run (Sturgis, C. kick) 2-60, 0:23 | UF 48 - UK 10 |

TEAM STATISTICS

| | UF | UK |
|---------------------------|--------|---------|
| First Downs | 17 | 16 |
| Rushes-Yards (Net) | 46-405 | 36-134 |
| Passing Yards (Net) | 115 | 165 |
| Passes Comp-Att-Int | 8-18-1 | 22-44-2 |
| Total Offense Plays-Yards | 64-520 | 80-299 |
| Punt Returns-Yards | 1-13 | 2-5 |
| Kickoff Returns-Yards | 3-44 | 7-148 |
| Punts-Average | 5-36.0 | 6-42.8 |
| Fumbles-Lost | 2-2 | 2-2 |
| Penalties-Yards | 5-45 | 2-12 |
| Possession Time | 28:15 | 31:45 |
| Sacks By: Number-Yards | 4-16 | 1-8 |

INDIVIDUAL STATISTICS

| | |
|----------------------|--|
| Passing | UF - Brantley 8-14-0-115 (TD), Driskel 0-3-1-0, Burton 0-1-0-0 |
| | UK - Newton 16-33-2-124 (TD), Smith 6-11-0-41 |
| Rushing | UF - Demps 10-157 (2 TD), Rainey 15-105, Gillislee 6-84 (TD), Burton 6-33 (TD), Hines 1-12, Joyer 3-11, Brown 2-6, Brantley 1-2, Driskel 2(-5) |
| | UK - Newton 6-50, George 8-38, Williams 11-33, Clemons 3-7, Roark 1-7, Gainer 4-6 |
| Receiving | UF - Hammond 3-42, Christian 2-56 (TD), Hines 1-11, Burton 1-4, Demps 1-2 |
| | UK - King 5-50 (TD), Robinson 3-19, Roark 3-7, Robinson 2-16, Fields 2-16, Shields 2-10 |
| Sacks | UF - Bostic 1-7, K. Johnson 1-2, Powell 0.5-1, Riggs 0.5-1 |
| | UK - Trevathan 1-8 |
| Interceptions | UF - Elam 1-18, Taylor 1-30 |
| | UK - Williamson 1-15 |
| Fumbles | UF - Driskel 1-1, Gillislee 1-1 |
| | UK - Clemons 1-1, Newton 1-1 |

NO. 3/2 ALABAMA 38, NO. 12/12 FLORIDA 10

Ben Hill Griffin Stadium at Florida Field | Gainesville, Fla.

October 1, 2011 | Attendance: 90,888 (second-highest in stadium history)

Alabama proved worthy of its lofty ranking, handing No. 12 Florida a 38-10 defeat at The Swamp. The Gators had all the momentum early, but the Crimson Tide took control of the game in the second quarter and erased a 10-3 deficit with 35 straight points. UA running back Trent Richardson carried the ball 29 times for 181 yards and two touchdowns. The Gators' rushing attack was kept in check, as they had 15 yards rushing and the duo of Jeff Demps and Chris Rainey was held to 8 yards on 14 carries. Florida did most of its damage through the air, as John Brantley went 11-of-16 for 190 yards, a touchdown and an interception, but went down with an injury late in the first half and was replaced by true freshman Jeff Driskel. UF's offense never recovered after Brantley's injury, gaining just 46 yards of offense in the second half. The Gators grabbed a quick lead on a 65-yard strike from Brantley to Andre Debose on the game's first offensive play. The Crimson Tide cut into the Gators' lead with an impressive opening drive, marching 52 yards on 12 plays and getting a 32-yard field goal from Shelley to make it 7-3. Brantley continued to move the Gators down the field through the air on their second possession, connecting with Deonte Thompson for gains of 30 and 13 yards on a pair of third-and-longs. It appeared that Brantley and Debose connected for a second touchdown, but after an official review Debose was ruled not to have had possession. Two plays later, Sturgis chipped in a 21-yarder to extend the Gators' lead. Alabama came right back after Marquis Maze returned the ensuing kickoff 70 yards, setting up the Tide on the Gators' 29-yard line. Richardson took it in from 5 yards out to knot the game at 10-10. The Gators appeared to be on the move again after Brantley hit Debose for a 25-yard gain to the Alabama 43-yard line. However, Brantley was intercepted by Courtney Upshaw, who returned it 45 yards to give the Tide its first lead, 17-10. Alabama later marched 61 yards on 10 plays and capped its drive with a 1-yard sneak by McCarron to extend the lead to 24-10. The Gators responded with a strong drive, getting all the way down to the Alabama 15-yard line, keyed by a 25-yard pass play from Brantley to Rainey. A pair of sacks, however, moved the Gators back to the 35-yard line, the second of which was more costly, as Brantley went down with an injury and would not return. Sturgis then missed a 52-yard attempt, his first miss of the season after hitting his first 12 attempts. Early in the fourth quarter, however, Alabama marched 92 yards on 11 plays and capped the drive with a 36-yard run by Richardson, his second touchdown on the night. After a Florida fumble, the Tide closed out the game with a 20-yard touchdown run by Eddie Lacy to make it 38-10.

| Score by Quarters | 1 | 2 | 3 | 4 | Score |
|-------------------|----|----|---|----|-------|
| Alabama | 10 | 14 | 0 | 14 | 38 |
| Florida | 10 | 0 | 0 | 0 | 10 |

SCORING SUMMARY

| Qtr | Time | Scoring Play | UA-UF |
|-----|-------|--|---------------|
| 1st | 14:41 | UF - Debose, A. 65 yd pass from Brantley, J. (Sturgis, C. kick), 1-60 0:19 | UA 0 - UF 7 |
| | 9:47 | UA - Shelley, J. 32 yd field goal, 12-52 4:54 | UA 3 - UF 7 |
| | 5:19 | UF - Sturgis, C. 21 yd field goal, 10-55 4:28 | UA 3 - UF 10 |
| | 0:52 | UA - Richardson, T. 5 yd run (Shelley, J. kick), 7-29 4:27 | UA 10 - UF 10 |
| 2nd | 12:57 | UA - Upshaw, C. 45 yd interception return (Shelley, J. kick) | UA 17 - UF 10 |
| | 3:13 | UA - McCarron, A. 1 yd run (Shelley, J. kick), 10-61 4:23 | UA 24 - UF 10 |
| 4th | 12:25 | UA - Richardson, T. 36 yd run (Shelley, J. kick), 11-92 5:27 | UA 31 - UF 10 |
| | 8:45 | UA - Lacy, E. 20 yd run (Shelley, J. kick), 4-46 1:58 | UA 38 - UF 10 |

TEAM STATISTICS

| | UA | UF |
|---------------------------|---------|---------|
| First Downs | 21 | 9 |
| Rushes-Yards (Net) | 43-226 | 29-15 |
| Passing Yards (Net) | 140 | 207 |
| Passes Comp-Att-Int | 12-25-0 | 14-23-1 |
| Total Offense Plays-Yards | 68-366 | 52-222 |
| Punt Returns-Yards | 2-0 | 2-12 |
| Kickoff Returns-Yards | 3-123 | 6-160 |
| Punts-Average | 5-39.8 | 7-43.3 |
| Fumbles-Lost | 0-0 | 4-1 |
| Penalties-Yards | 3-29 | 4-20 |
| Possession Time | 34:41 | 25:19 |
| Sacks By: Number-Yards | 3-30 | 0-0 |

INDIVIDUAL STATISTICS

| | |
|----------------------|--|
| Passing | UA - McCarron 12-25-0-140 (0TD) UF - Brantley 11-16-1-190 (TD), Driskel 2-6-0-14 (0TD), Burton 1-1-0-3 (0TD) |
| Rushing | UA - Richardson 29-181 (2TD), Lacy 5-32 (TD), Fowler 5-19, McCarron 1-1 (TD) UF - Driskel 6-18, Demps 3-4, Rainey 11-4, Gillislee 3-4, Brantley 4-(-19) |
| Receiving | UA - Williams 3-32, Maze 2-36, Richardson 2-27, Hanks 2-19 UF - Reed 5-31, Rainey 3-32, Debose 2-90 (TD), Thompson 2-43, Hammond 1-9, Demps 1-2 |
| Sacks | UA - Watkins 1-12, Upshaw 1-10, Gentry 1-8 UF - None |
| Interceptions | UA - Upshaw 1-45 (TD) UF - None |
| Fumbles | UA - None UF - Team 2-1, Brantley 1-0, Patton 1-0 |

NO. 1/2 LSU 41, NO. 17/18 FLORIDA 11

Tiger Stadium | Baton Rouge, La.

October 8, 2011 | Attendance: 93,022 (third-highest in stadium history)

The University of Florida fell victim to a top-three team for the second-consecutive week, falling to LSU, 41-11, at Tiger Stadium. True freshman quarterback Jacoby Brissett made his first career start despite not having taken a snap prior to this game. The Gators went three-and-out on their first possession, and the Tigers wasted little time, scoring on their second play as Jarrett Lee hit Rueben Randle for a 46-yard touchdown to give the Tigers a 7-0 lead. After another Florida punt, LSU started its second drive on its own 44 and marched 56 yards on 10 plays and scored on a 2-yard run by Spencer Ware to move ahead, 14-0. The Gators appeared to force the Tigers to punt on their next possession, but punter Brad Wing faked the punt and went untouched 52 yards for an apparent touchdown. Wing was flagged for a taunting penalty at the 8-yard line, however, and the score was negated and LSU still wound up with a first down at the UF 23-yard line. Moments later, Drew Alleman connected on a 35-yard field goal to increase the Tigers' lead to 17-0. LSU added to its lead midway through the second quarter when Ware scored from 8 yards out to cap a lightning quick two-play drive. Jordan Jefferson hit Russell Sheppard with a 37-yard pass on the drive's first play to set up the touchdown. Florida got on the board after a 34-yard field goal by Caleb Sturgis late in the first half. The Gators marched 59 yards on 14 plays, including a pair of third and long conversions by Brissett, one a 10-yard pass to Burton, and the other a 14-yard connection with Frankie Hammond to help move the Gators into the red zone for the first time on the day. Alleman kicked his second field goal of the day, a 23-yarder with 4:40 left in the third quarter to push LSU's lead to 27-3. Florida scored its lone touchdown on a 65-yard touchdown pass from Brissett to Andre Debose late in the third quarter, the second-straight week that Debose had scored on a 65-yard strike. Rainey converted a two-point conversion to cut the lead to 27-11. LSU immediately responded, with Lee hitting Randle for a 57-yard gain to set up a 3-yard touchdown pass from Jordan Jefferson to Mitch Joseph to make it 34-11. Alfred Blue added a 2-yard touchdown run with 1:27 left to close out the scoring. The game was decided on much more than Florida starting a freshman quarterback. Brissett finished 8-of-14 for 94 yards, the touchdown to Debose and a pair of interceptions. Mike Gillislee led Florida in rushing with 56 yards on nine carries, while Rainey had 52 yards on 13 rushes. The Gators surrendered 453 yards of total offense to LSU, 215 through the air on just 14 passing attempts and 238 yards on the ground.

| Score by Quarters | 1 | 2 | 3 | 4 | Score |
|-------------------|----|----|---|----|-------|
| Florida | 0 | 3 | 8 | 0 | 11 |
| LSU | 14 | 10 | 3 | 14 | 41 |

SCORING SUMMARY

| Qtr | Time | Scoring Play | UF-LS |
|-----|-------|--|---------------|
| 1st | 11:55 | LS - Randle, R. 46 yd pass from Lee, J. (Alleman, D. kick), 2-50 0:44 | UF 0 - LS 7 |
| | 6:40 | LS - Ware, S. 2 yd run (Alleman, D. kick), 8-57 3:26 | UF 0 - LS 14 |
| 2nd | 13:22 | LS - Alleman, D. 35 yd field goal, 8-29 3:48 | UF 0 - LS 17 |
| | 6:50 | LS - Ware, S. 8 yd run (Alleman, D. kick), 2-45 0:43 | UF 0 - LS 24 |
| | 0:08 | UF - Sturgis, C. 34 yd field goal, 14-59 6:42 | UF 3 - LS 24 |
| 3rd | 4:40 | LS - Alleman, D. 23 yd field goal, 10-51 5:06 | UF 3 - LS 27 |
| | 00:40 | UF - Debose, A. 65 yd pass from Brissett, J. (Rainey, C. rush), 1-65 0:09 | UF 11 - LS 27 |
| 4th | 12:20 | LS - Joseph, M. 2 yd pass from Jefferson, J. (Alleman, D. kick), 6-81 3:16 | UF 11 - LS 34 |
| | 1:27 | LS - Blue, A. 2 yd run (Alleman, D. kick), 11-76 6:39 | UF 11 - LS 41 |

TEAM STATISTICS

| | UF | LSU |
|---------------------------|--------|---------|
| First Downs | 9 | 20 |
| Rushes-Yards (Net) | 32-113 | 49-238 |
| Passing Yards (Net) | 100 | 215 |
| Passes Comp-Att-Int | 9-16-2 | 10-14-0 |
| Total Offense Plays-Yards | 48-213 | 63-453 |
| Punt Returns-Yards | 2-7 | 3-15 |
| Kickoff Returns-Yards | 6-139 | 3-42 |
| Punts-Average | 6-37.3 | 3-45.3 |
| Fumbles-Lost | 2-0 | 0-0 |
| Penalties-Yards | 12-90 | 9-65 |
| Possession Time | 24:20 | 35:40 |
| Sacks By: Number-Yards | 1-8 | 1-5 |

INDIVIDUAL STATISTICS

| | |
|----------------------|--|
| Passing | UF - Brissett 8-14-2-94 (TD), Burton 1-2-0-6 (0TD) LS - Lee 7-10-0-154 (TD), Jefferson 3-4-0-61 (TD) |
| Rushing | UF - Gillislee 9-56, Rainey 13-52, Burton 5-7 LS - Ware 24-109 (2TD), Blue 14-70 (TD), Wing 1-44, Magee 3-9, Jefferson 4-7, Hilliard 1-5 |
| Receiving | UF - Burton 3-14, Reed 2-8, Rainey 2-(-1), Debose 1-65 (TD), Hammond 1-14 LS - Randle 4-127 (TD), Shepard 2-41, Peterson 1-22, Boone 1-21, Ware 1-2, Joseph 1-2 |
| Sacks | UF - Bostic 1-8 LS - Montgomery 1-5 |
| Interceptions | UF - None LS - Taylor 1-17, Mathieu 1-0 |
| Fumbles | UF - Rainey 1-0, Burton 1-0 LS - None |

NO. 24/RV AUBURN 17, NO. RV/RV FLORIDA 6

Jordan-Hare Stadium | Auburn, Ala.
 October 15, 2011 | Attendance: 87,451

The University of Florida football team dropped its third-consecutive game, 17-6, vs. No. 24 Auburn at Jordan-Hare Stadium. In a tightly contested game, Auburn used a 25-yard touchdown pass from Barrett Trotter to DeAngelo Bennett, a 14-yard run by Onterio McCalebb and a late field goal by Cody Parkey, while Florida got a pair of field goals from Caleb Sturgis. On the second play of the game, true freshman quarterback Jacoby Brissett, who made his second career start, tried to take a shot at the end zone but was intercepted on his deep pass, giving Auburn the ball. Auburn opened the game with seven-straight rushing attempts. Three plays after a muffed punt return by Chris Rainey late in the first quarter, Trotter rolled out and Bennett won a jump ball in the end zone for a 7-0 lead. In the second quarter, the Gators switched up their look, going with Trey Burton as a "Wildcat" quarterback and the adjustment sparked the offense. Rainey took an 8-yard reception from Burton into Auburn territory and a 9-yard run with a personal foul tacked on the end of it that pushed the Gators to the Auburn 25. The drive stalled and Sturgis split the uprights from 47 yards out to cut the lead to 7-3. When the Gators got the ball back, they marched 64 yards on 11 plays, including a nice 25-yard hook-up from Brissett to Frankie Hammond on 3rd-and-4 to move inside Auburn territory. Hammond caught three passes for 29 yards on the drive as Florida moved all the way to the Auburn 8-yard line. The drive was capped by a 25-yard field goal by Sturgis. Auburn drove to the Florida 28-yard line on the final possession of the half, but Parkey pushed a 45-yard field goal attempt wide right to end the half. True freshman quarterback Jeff Driskel took over for Brissett in the second half. After struggling early, Driskel settled in as the game wore on, finishing 9-of-18 for 75 yards. Auburn started its second drive of the third quarter at the Florida 30-yard line after a short punt, but the Gator defense continued to hold its ground. Parkey missed to the left on a 42-yard attempt. Auburn increased its lead to 14-6 on the first play of the fourth quarter, when McCalebb sprinted around the left side for a 14-yard touchdown, capping a 7-play, 66-yard drive. Driskel and Burton combined to lead the Gators on an 11-play, 64-yard drive down to the Auburn 16-yard line in the fourth quarter. Trailing by eight and with an injured kicker, Florida opted to go for it on 4th-and-4 but Driskel's pass to Deonte Thompson fell incomplete and the Gators turned the ball over on downs. Florida's defense held strong again, forcing a three-and-out. The Gator offense faced a 4th-and-3 near midfield on its ensuing drive, but a false start backed UF into a 4th-and-8 and the Gators punted, in what appeared to be to their advantage, pinning Auburn at its own 3-yard line. The Gator defense forced a quick three-and-out, setting up a punt from the Auburn end zone. However, the Gators muffed the punt return and Auburn recovered at the Florida 47. Parkey put the game out of reach with 35 seconds remaining, hitting a 42-yard field goal after missing his two previous attempts.

| Score by Quarters | 1 | 2 | 3 | 4 | Score |
|-------------------|---|---|---|----|-------|
| Florida | 0 | 6 | 0 | 0 | 6 |
| Auburn | 7 | 0 | 0 | 10 | 17 |

SCORING SUMMARY

| Qtr | Time | Scoring Play | UF-AU |
|-----|-------|--|--------------|
| 1st | 2:11 | AU - Benton, D. 25 yd pass from Trotter, B. (Parkey, C. kick), 3-32 1:17 | UF 0 - AU 7 |
| 2nd | 10:28 | UF - Sturgis, C. 47 yd field goal, 7-34 3:41 | UF 3 - AU 7 |
| | 2:33 | UF - Sturgis, C. 25 yd field goal, 11-64 6:14 | UF 6 - AU 7 |
| 4th | 14:53 | AU - McCalebb, O. 14 yd run (Parkey, C. kick), 7-66 3:14 | UF 6 - AU 14 |
| | 0:35 | AU - Parkey, C. 42 yd field goal, 6-22 2:28 | UF 6 - AU 17 |

TEAM STATISTICS

| | UF | AU |
|---------------------------|---------|--------|
| First Downs | 14 | 13 |
| Rushes-Yards (Net) | 30-66 | 43-155 |
| Passing Yards (Net) | 128 | 123 |
| Passes Comp-Att-Int | 15-29-1 | 7-16-0 |
| Total Offense Plays-Yards | 59-194 | 59-278 |
| Punt Returns-Yards | 4-(-4) | 1-10 |
| Kickoff Returns-Yards | 3-188 | 4-278 |
| Punts-Average | 7-46.1 | 9-39.2 |
| Fumbles-Lost | 5-2 | 0-0 |
| Penalties-Yards | 6-40 | 7-79 |
| Possession Time | 30:33 | 29:27 |
| Sacks By: Number-Yards | 1-6 | 4-20 |

INDIVIDUAL STATISTICS

| | |
|----------------------|--|
| Passing | UF - Driskel 9-18-0-75 (0 TD), Brissett 5-10-1-45 (0 TD), Burton 1-1-0-8 (0 TD) AU - Trotter 2-8-0-33 (TD), Moseley 4-7-0-90 (0 TD), Frazier 1-1-0-0 (0 TD) |
| Rushing | UF - Rainey 16-33, Gillislee 3-16, Brissett 4-12, Joyer 1-8, Burton 2-5, Driskel 4-(-8) AU - Dyer 23-73, McCalebb 10-43 (TD), Frazier 8-41, Moseley 1-4, Trotter 1-(-6) |
| Receiving | UF - Hammond 4-40, Burton 4-23, Thompson 3-16, Rainey 2-30, Debose 1-14, Reed 1-5 AU - Lutzenkirchen 3-48, Benton 2-33 (TD), Carr 1-42, McCalebb 1-0 |
| Sacks | UF - Easley 1-6 AU - Lemonier 2-16, Sigler 1-3, Freeman 1-1 |
| Interceptions | UF - None AU - Bell 1-0 |
| Fumbles | UF - Rainey 3-1, Christy 1-0, Clark 1-1 AU - None |

NO. 22/21 GEORGIA 24, FLORIDA 20

EverBank Field | Jacksonville, Fla.
 October 29, 2011 | Attendance: 84,524

Richard Samuel scored on a four-yard touchdown run with 13:18 left in regulation, as the University of Georgia rallied from two touchdowns down to beat the University of Florida, 24-20, at EverBank Field. Florida had built a 17-3 lead, courtesy of a 31-yard touchdown pass from John Brantley to Jordan Reed and a 99-yard kickoff return by Jeff Demps, but the Gators could not overcome 14 penalties and six sacks allowed. The early storyline surrounded the return of starting quarterback Brantley. The senior signal-caller came out during early warm-ups, then returned to the Gator locker room leaving questions about his availability. On the Gators' first drive, Brantley trotted on the field for the first time since suffering an injury in the first half of the Gators' loss vs. Alabama on Oct. 1. Brantley was very sharp early and finished 12-of-34 for 245 yards. On the opening play of the game, Brantley threw a swing pass to Demps who raced 72 yards down to the Georgia 21. The Gators could get no closer and Brad Phillips, subbing for an injured Caleb Sturgis, missed a 38-yard field goal attempt. After a quick stop, the Gators got the ball back and put together an 11-play, 80-yard drive, taking 4:26 off the clock. After a sack, the Gators faced a fourth-and-19 from the Georgia 31-yard line. The Gators rolled the dice and Brantley stepped up, avoided the rush, and found Reed for a 31-yard strike. Georgia got back in the game early in the second quarter, when Blair Walsh knocked home a 32-yard field goal, capping a 12-play, 67-yard drive. The Bulldogs' momentum was short-lived, as Demps returned the ensuing kickoff 99 yards for the touchdown to increase UF's lead to 14-3. Florida added to its lead on its next possession when Phillips connected from 43 yards out. The Gators appeared poised to go into the locker room with a two touchdown lead, but a fumble by Rainey at the UF 25 set the stage for Aaron Murray to hit Michael Bennett for a 20-yard touchdown on fourth down. Turnovers proved costly for the Gators again in the third quarter, as Frankie Hammond put the ball on the ground after a 9-yard reception setting the Bulldogs up at the Florida 18-yard line. Georgia again gambled on fourth down and Murray hit Tavarres King for a 14-yard touchdown pass to tie the game at 17-17. The tie did not last long, as Debose returned the ensuing kick 63 yards to set up a 40-yard field goal from Phillips. Georgia took its first lead of the game with 13:18 remaining on a four-yard run by Samuel, capping a nine-play, 45-yard drive and providing the eventual margin of victory. For the game, Georgia controlled the ball for 37:40 while Florida had the ball for just 22:20.

| Score by Quarters | 1 | 2 | 3 | 4 | Score |
|-------------------|---|----|---|---|-------|
| Georgia | 0 | 10 | 7 | 7 | 24 |
| Florida | 7 | 10 | 3 | 0 | 20 |

SCORING SUMMARY

| Qtr | Time | Scoring Play | UG-UF |
|-----|-------|--|---------------|
| 1st | 7:34 | UF - Reed, J. 31 yd pass from Brantley, J. (Phillips, B. kick), 11-80 4:26 | UG 0 - UF 7 |
| 2nd | 13:28 | UG - Walsh, B. 32 yd field goal, 12-67 6:12 | UG 3 - UF 7 |
| | 13:16 | UF - Demps, J. 99 yd kickoff return (Phillips, B. kick) | UG 3 - UF 14 |
| | 10:06 | UF - Phillips, B. 43 yd field goal, 7-35 2:10 | UG 3 - UF 17 |
| | 1:28 | UG - Bennett, M. 20 yd pass from Murray, A. (Walsh, B. kick), 4-25 0:19 | UG 10 - UF 17 |
| 3rd | 6:00 | UG - King, T. 14 yd pass from Murray, A. (Walsh, B. kick) 4-18, 1:46 | UG 17 - UF 17 |
| | 4:54 | UF - Phillips, B. 40 yd field goal, 4-3 1:06 | UG 17 - UF 20 |
| 4th | 13:18 | UG - Samuel, R. 4 yd run (Walsh, B. kick), 9-45, 2:17 | UG 24 - UF 20 |

TEAM STATISTICS

| | UG | UF |
|---------------------------|---------|----------|
| First Downs | 23 | 11 |
| Rushes-Yards (Net) | 49-185 | 22-(-19) |
| Passing Yards (Net) | 169 | 245 |
| Passes Comp-Att-Int | 15-34-1 | 12-34-0 |
| Total Offense Plays-Yards | 83-354 | 56-226 |
| Punt Returns-Yards | 0-0 | 1-8 |
| Kickoff Returns-Yards | 4-73 | 5-200 |
| Punts-Average | 6-34.2 | 5-39.2 |
| Fumbles-Lost | 0-0 | 3-2 |
| Penalties-Yards | 4-22 | 14-106 |
| Possession Time | 37:40 | 22:20 |
| Sacks By: Number-Yards | 6-43 | 3-11 |

INDIVIDUAL STATISTICS

| | |
|----------------------|--|
| Passing | UG - Murray 15-34-1-169 (2 TD) UF - Brantley 12-34-0-245 (TD) |
| Rushing | UG - Crowell 18-81, Samuel 17-58 (TD), Murray 9-42, Thomas 4-2, Smith 1-2 UF - Rainey 5-26, Demps 8-12, Burton 2-(-4), Brantley 6-(-43) |
| Receiving | UG - Charles 4-31, King 3-44 (TD), Conley 3-28, Bennett 2-25 (TD), Brown 2-20, McGowan 1-11 UF - Reed 4-69 (TD), Rainey 2-30, Demps 1-72, Dunbar 1-24, Burton 1-14, Debose 1-14, Thompson 1-13, Hammond 1-9 |
| Sacks | UG - J. Jones 4-27, A. Jones 1-8, Tyson 1-8 UF - Hunter 1-1, McCray 1-5, Powell 1-5 |
| Interceptions | UG - None UF - Roberson 1-0 |
| Fumbles | UG - None UF - Team 1-0, Hammond 1-1, Rainey 1-1 |

FLORIDA 26, VANDERBILT 21

Ben Hill Griffin Stadium at Florida Field | Gainesville, Fla.

November 5, 2011 | Attendance: 90,144

Florida ended its four-game skid with a 26-21 victory over Vanderbilt on Homecoming at Ben Hill Griffin Stadium. Jeff Demps ran for 158 yards and a pair of touchdowns, including a 52-yarder with 2:13 remaining as Florida held off a late Vanderbilt rally. Florida rolled up 410 yards of offense, getting 213 yards passing and 197 yards rushing. Brantley completed 16-of-24 passes for 173 yards before leaving the game in the fourth quarter. Vanderbilt had the first scoring opportunity on a 32-yard field goal attempt by Ryan Fowler, but Sharrif Floyd got a hand on it and blocked the kick. On the Gators' third drive, they marched 15 plays to take the lead. Facing a 3rd-and-goal at the 1-yard line, Brissett gave Florida a 7-0 lead on a QB sneak with 8:39 left in the half. After a quick stop by the Gator defense, Florida got the ball back and wasted no time at all, marching 60 yards on seven plays, including a 27-yard pass from Brantley to Andre Debose. Demps gave the Gators a two-touchdown lead with 4:45 left in the first half, taking the ball around the left side of the line from 5 yards out and going in untouched. The Gators got the ball back at their own 25 with 1:19 left in the half and drove down the field to set up a 55-yard field goal from Sturgis with 13 seconds left in the half. It was Sturgis' fourth-career field goal of 50+ yards, tying a school record. Vanderbilt got back into the game in the third quarter on its second possession when Rodgers hit Matthews on a 26-yard touchdown pass with 5:44 remaining in the third quarter to get the Commodores on the board. Florida wasted little time in scoring again, as it notched a 40-yard field goal by Sturgis with 58 seconds left in the third quarter. Rodgers marched Vanderbilt back down the field and found Matthews on an 18-yard connection on fourth and 12 from the Florida 36-yard line. Moments later, Rodgers ran it in from 8-yards out on third-and-goal with 10:53 remaining. Vanderbilt had the Gators where they wanted them, pinning them back at the 6-yard line after a near-perfect punt. With the Gators facing a fourth-and-inches at their own 15-yard line, Brissett got Vanderbilt to jump offsidelines, extending the drive. Moments later, Demps took the ball on third and short and raced 52 yards around the left-side to put Florida up 26-14 with 2:13 to go. Florida recovered an onside kick after the Commodores final score to secure the win, its 21st straight over Vanderbilt.

| Score by Quarters | 1 | 2 | 3 | 4 | Score |
|-------------------|---|----|---|----|-------|
| Vanderbilt | 0 | 0 | 7 | 14 | 21 |
| Florida | 0 | 17 | 3 | 6 | 26 |

SCORING SUMMARY

| Qtr | Time | Scoring Play | VU-UF |
|-----|-------|--|---------------|
| 2nd | 8:39 | UF - Brissett, J. 1 yd run (Sturgis, C. kick), 15-85 6:14 | VU 0 - UF 7 |
| | 4:45 | UF - Demps, J. 5 yd run (Sturgis, C. kick), 7-60 2:23 | VU 0 - UF 14 |
| | 0:06 | UF - Sturgis, C. 55 yd field goal, 6-43 1:13 | VU 0 - UF 17 |
| 3rd | 5:44 | VU - Matthews, J. 26 yd pass from Rodgers, J. (Fowler, R. kick), 9-78 4:28 | VU 7 - UF 17 |
| | 0:58 | UF - Sturgis, C. 40 yd field goal, 10-45 4:46 | VU 7 - UF 20 |
| 4th | 10:54 | VU - Rodgers, J. 8 yd run (Fowler, R. kick), 14-66 5:04 | VU 14 - UF 20 |
| | 2:13 | UF - Demps, J. 52 yd run (conversion failed), 8-94 3:46 | VU 14 - UF 26 |
| | 1:16 | VU - Boyd, C. 10 yd pass from Rodgers, J. (Fowler, R. kick), 5-80 0:57 | VU 21 - UF 26 |

TEAM STATISTICS

| | VU | UF |
|---------------------------|---------|---------|
| First Downs | 18 | 27 |
| Rushes-Yards (Net) | 33-80 | 46-197 |
| Passing Yards (Net) | 297 | 213 |
| Passes Comp-Att-Int | 19-28-0 | 17-25-0 |
| Total Offense Plays-Yards | 61-377 | 71-410 |
| Punt Returns-Yards | 1-2 | 0-0 |
| Kickoff Returns-Yards | 5-77 | 3-54 |
| Punts-Average | 5-42.4 | 2-37.0 |
| Fumbles-Lost | 0-0 | 2-1 |
| Penalties-Yards | 12-106 | 3-17 |
| Possession Time | 28:33 | 31:27 |
| Sacks By: Number-Yards | 1-9 | 2-21 |

INDIVIDUAL STATISTICS

| | |
|----------------------|---|
| Passing | VU - Rodgers 19-28-0-297 (2 TD) |
| | UF - Brantley 16-24-0-173 (0 TD), Brissett 1-1-0-40 (0 TD) |
| Rushing | VU - Stacy 13-49, Rodgers 13-20 (TD), Krause 1-8, Seymour 5-6, Tate 1-(-3) |
| | UF - Demps 23-158 (2 TD), Gillislee 9-39, Joyer 3-17, Burton 4-11, Debose 1-4, Brissett 1-1, Brantley 2-(-10) |
| Receiving | VU - Matthews 9-170 (TD), Barden 4-51, Boyd 2-41, Stacy 2-9, Tate 1-18, Monahan 1-8 |
| | UF - Burton 3-41, Reed 3-29, Hammond 2-32, Debose 2-25, Demps 2-14, Dunbar 2-9, Hines 1-40, Leonard 1-12, Thompson 1-11 |
| Sacks | VU - Richardson 1-9 |
| | UF - Howard 1-11, Powell 1-10 |
| Interceptions | VU - None |
| | UF - None |
| Fumbles | VU - None |
| | UF - Hines 1-1, Team 1-0 |

NO. 15/15 SOUTH CAROLINA 17, FLORIDA 12

Williams-Brice Stadium | Columbia, S.C.

November 12, 2011 | Attendance: 80,250

It was a tale of two halves, but in the end, the University of Florida simply could not come up with enough plays, falling 17-12 at South Carolina. After trailing 14-3 at the half, the Gators made a valiant rally, cutting the game to 14-12 after a 2-yard touchdown run by Jacoby Brissett. A game-tying two-point conversion failed, South Carolina added a field goal, and the Gators were unable to complete the comeback. The Gators got 21-yard and 24-yard field goals from Caleb Sturgis, while Connor Shaw scored a pair of touchdowns, a 10-yard scramble and a 1-yard keeper for South Carolina. The momentum swung in the Gators' favor on the second drive of the game for South Carolina, when Shaw was intercepted by De'Ante Saunders at the Gamecocks' 48-yard line, setting up the game's first score, a 21-yard field goal by Sturgis with 6:01 left in the opening quarter. South Carolina appeared poised to respond, primarily on the legs of Shaw, who had runs of 18 and nine yards, then a five-yard run on fourth-and-short to set up a 40-yard field goal attempt by Jay Wooten, which he pushed the wide right. The Gamecocks took advantage on their next possession, grabbing the lead on Shaw's 10-yard touchdown run with 7:07 remaining in the half. With a drive that was approaching midfield, the Gators shot themselves in the foot on their next possession, when Demps fumbled at the Florida 46-yard line. South Carolina continued to pound away at the Gators' defensive line, using 11 plays - 10 on the ground - to march 46 yards to increase the lead. Shaw scored his second touchdown of the game on a 1-yard keeper with :31 left in the half. After a quick stop by the Gator defense to open the second half, Florida's offense went to work and marched 58 yards on 10 plays to set up a 24-yard field goal by Sturgis. Early in the fourth quarter, the Gators took possession at the South Carolina 49-yard line after a strong defensive stand. On the first play, Rainey ripped off a 47-yard run to the South Carolina 2-yard line. After stalling inside the 5-yard line on two previous trips, the Gators finally found the end zone when Brissett scrambled for a two-yard touchdown to cut the score to 14-12 with 11:23 remaining. The Gators went for two to tie and Brissett scrambled to the right but was intercepted in the end zone. Needing a response, the Gamecocks came back with a strong one, as Shaw hit Ace Sanders in stride for a 46-yard gain which set up a 28-yard field goal by Jay Wooten to make it a 17-12 game with 9:14 remaining. Florida got the ball back and moved inside South Carolina territory, but a miscommunication on a hand-off between Brantley and Rainey and a sack stalled a Gator drive. South Carolina did an effective job of rolling time off the clock and the Gators got the ball back with 42 seconds and 89 yards to go. The Gators advanced to their own 43 after passes to Reed and Rainey. Brantley was sacked on the game's final play, however, and Florida fell to South Carolina for the second-straight year.

| Score by Quarters | 1 | 2 | 3 | 4 | Score |
|-------------------|---|----|---|---|-------|
| Florida | 3 | 0 | 3 | 6 | 12 |
| South Carolina | 0 | 14 | 0 | 3 | 17 |

SCORING SUMMARY

| Qtr | Time | Scoring Play | UF-USC |
|-----|-------|---|----------------|
| 1st | 6:01 | UF - Sturgis, C. 21 yd field goal, 8-45 4:27 | UF 3 - USC 0 |
| 2nd | 7:07 | USC - Shaw, C. 10 yd run (Wooten, J. kick), 11-62 5:20 | UF 3 - USC 7 |
| | 0:31 | USC - Shaw, C. 1 yd run (Wooten, J. kick), 11-46 4:25 | UF 3 - USC 14 |
| 3rd | 7:17 | UF - Sturgis, C. 24 yd field goal, 10-58 5:26 | UF 6 - USC 14 |
| 4th | 11:23 | UF - Brissett, J. 2 yd run (conversion failed), 3-49 0:51 | UF 12 - USC 14 |
| | 9:14 | USC - Wooten, J. 28 yd field goal, 5-48 2:09 | UF 12 - USC 17 |

TEAM STATISTICS

| | UF | USC |
|---------------------------|---------|--------|
| First Downs | 17 | 16 |
| Rushes-Yards (Net) | 34-142 | 52-215 |
| Passing Yards (Net) | 119 | 84 |
| Passes Comp-Att-Int | 13-23-0 | 7-13-1 |
| Total Offense Plays-Yards | 57-261 | 65-299 |
| Punt Returns-Yards | 1-6 | 1-8 |
| Kickoff Returns-Yards | 4-34 | 4-103 |
| Punts-Average | 4-37.2 | 4-38.0 |
| Fumbles-Lost | 2-2 | 0-0 |
| Penalties-Yards | 5-30 | 9-65 |
| Possession Time | 27:56 | 32:04 |
| Sacks By: Number-Yards | 1-5 | 3-25 |

INDIVIDUAL STATISTICS

| | |
|----------------------|---|
| Passing | UF - Brantley 13-21-0-119 (0 TD), Brissett 0-1-0-0 (0 TD) |
| | USC - Shaw 6-12-1-81 (0 TD), Ellington 1-1-0-3 (0 TD) |
| Rushing | UF - Rainey 17-132, Demps 9-33, Burton 1-5, Brissett 1-2 (TD), Brantley 5-(-28) |
| | USC - Wilds 29-120, Shaw 16-88 (2 TD), Ellington 4-4, Miles 3-3 |
| Receiving | UF - Reed 5-62, Rainey 3-30, Thompson 3-16, Leonard 2-7 |
| | USC - Sanders 2-50, Jeffery 2-17, Moore 1-7, Miles 1-5, Cunningham 1-5 |
| Sacks | UF - Elam 1-5 |
| | USC - Gilmore 1-5, Ingram 1-12, Robertson 1-8 |
| Interceptions | UF - Saunders 1-0 |
| | USC - None |
| Fumbles | UF - Demps 1-1, Brantley 1-1 |
| | USC - None |

FLORIDA 54, FURMAN 32

Ben Hill Griffin Stadium at Florida Field | Gainesville, Fla.

November 19, 2011 | Attendance: 84,674

John Brantley threw a career-high four touchdown passes, and Florida returned two fourth-quarter interceptions for touchdowns to pull away from Furman, 54-32. Furman, who debuted a new offensive strategy to open the game against UF, stunned Florida by quickly jumping out to a 22-7 lead, but the Gators settled in and out-scored the Paladins 47-10 over the game's final three quarters. Furman marched 67 yards in just six plays to open the game and Jerodis Williams punched it in from 1-yard out. On Florida's first offensive play on its next series, a snap flew over Brantley's head and into the end zone for a safety. Furman continued to move down the field after the ensuing kick, grabbing a 15-0 lead when Chris Forcier found David Hendrix for a 30-yard touchdown. The Gators' offense clicked on its next possession when Brantley hit Deonte Thompson for a 41-yard strike. Three plays later, he found Jordan Reed for a 14-yard touchdown strike to cut the lead to 15-7. On the ensuing drive, Forcier swung the ball out to TE Colin Anderson, who then threw to WR Sederrik Cunningham for a 47-yard touchdown pass to grab a 22-7 lead. The Gators got a quick defensive stop to open the second quarter and Hunter Joyer pounded it in from 1-yard out to cut the lead to 22-14. Brantley needed just one play on the next possession, finding Andre Debose for an 80-yard touchdown. After a Dominique Easley blocked punt, it took just two plays for the Gators to take their first lead, as Brantley found Quinton Dunbar in the back of the end zone. Furman took the kick in the second half and cut the Gator lead to 27-25 on a 23-yard field goal by Chas Short. After trading scores in the third quarter, De'Ante Saunders and Jelani Jenkins each returned interceptions for touchdowns to ice the game.

| Score by Quarters | 1 | 2 | 3 | 4 | Score |
|-------------------|----|----|----|----|-------|
| Furman | 22 | 0 | 10 | 0 | 32 |
| Florida | 7 | 20 | 10 | 17 | 54 |

SCORING SUMMARY

| Qtr | Time | Scoring Play | FUR-UF |
|-----|-------|---|---------------|
| 1st | 8:31 | FUR - Williams, J. 1 yd run (kick failed), 6-67 2:24 | FUR 6 - UF 0 |
| | 8:16 | FUR - Team Safety | FUR 8 - UF 0 |
| | 5:48 | FUR - Hendrix, D. 31 yd pass from Forcier, C. (Short, C. kick), 5-55, 2:28 | FUR 15 - UF 0 |
| | 4:27 | UF - Reed, J. 14 yd pass from Brantley, J. (Sturgis, C. kick), 4-64, 1:21 | FUR 15 - UF 7 |
| 2nd | 2:01 | FUR - Cunningham 47 yd pass from Anderson(Short, C. kick), 5-72, 2:26 | FUR 22 - UF 7 |
| | 10:42 | UF - Joyer, H. 1 yd run (Sturgis, C. kick), 7-65, 3:06 | FUR 22 -UF 14 |
| | 5:42 | UF - Debose, A. 80 yd pass from Brantley, J. (rush failed), 1-80, 0:13 | FUR 22 -UF 20 |
| | 3:08 | UF - Dunbar, Q. 29 yd pass from Brantley, J. (Sturgis, C. kick), 2:34, 0:32 | FUR 22 -UF 27 |
| 3rd | 9:48 | FUR - Short, C. 23 yd field goal, 11-43, 5:12 | FUR 25 -UF 27 |
| | 6:17 | UF - Sturgis, C. 43 yd field goal, 8-36, 3:31 | FUR 25 -UF 30 |
| | 0:52 | UF - Debose, A. 64 yd pass from Brantley, J. (Sturgis, C. kick), 1-64, 0:10 | FUR 25 -UF 37 |
| | 0:30 | FUR - Williams, J. 77 yd run (Short, C. kick), 1-77, 0:22 | FUR 32 -UF 37 |
| 4th | 13:08 | UF - Sturgis, C. 55 yd field goal, 8-36, 3:31 | FUR 32 -UF 40 |
| | 12:52 | UF - Saunders, D. 25 yd INT return (Sturgis, C. kick) | FUR 32 -UF 47 |
| | 4:00 | UF - Jenkins, Je. 75 yd INT return (Sturgis, C. kick) | FUR 32 -UF 54 |

TEAM STATISTICS

| | FUR | UF |
|---------------------------|---------|---------|
| First Downs | 20 | 19 |
| Rushes-Yards (Net) | 45-233 | 31-124 |
| Passing Yards (Net) | 213 | 329 |
| Passes Att-Comp-Int. | 15-27-2 | 16-28-0 |
| Total Offense Plays-Yards | 72-446 | 59-453 |
| Punt Returns-Yards | 1-1 | 3-(-1) |
| Kickoff Returns-Yards | 10-241 | 6-89 |
| Punts-Average | 7-40.7 | 3-44.7 |
| Fumbles-Lost | 2-0 | 2-0 |
| Penalties-Yards | 7-58 | 6-60 |
| Possession Time | 36:42 | 23:18 |
| Sacks By: Number-Yards | 0-0 | 1-6 |

INDIVIDUAL STATISTICS

| | |
|------------------|--|
| Passing | FUR - Forcier 14-26-2-166 (1 TD), Anderson 1-1-0-47 (1 TD) |
| | UF - Brantley 16-28-0-329 (4 TD) |
| Rushing | FUR - Williams 19-133 (2 TD), Uhaa 10-56, King 2-24, Cunningham 1-17, McCloud 4-2, Forcier 8-2 |
| | UF - Rainey 15-90, Demps 8-20, Gillislee 2-15, Burton 1-7, Joyer 3-7 (TD) |
| Receiving | FUR - Maples 5-51, Hendrix 3-45 (TD), Anderson 2-28, Cunningham 1-47, Culbreath 1-14, Caldwell 1-12, McFadden 1-10, Mason 1-6 |
| | UF - Reed 4-56 (TD), Debose 3-151 (2 TD), Dunbar 2-54 (TD), Thompson 2-45, Demps 2-7, Rainey 1-10, Leonard 1-7, Burton 1-(-1) |
| Sacks | FUR - None |
| | UF - Howard 0.5-3, Green 0.5-3 |
| INTs | FUR - None |
| | UF - Jenkins, Je. 1-75, Saunders 1-25 (TD) |
| Fumbles | FUR - Forcier 1-0, Uhaa 1-0 |
| | UF - Demps 1-0, Team 1-0 |

FLORIDA STATE 21, FLORIDA 7

Ben Hill Griffin Stadium at Florida Field | Gainesville, Fla.

November 26, 2011 | Attendance: 90,798

On Senior Night at The Swamp, Florida had little to celebrate. Florida State took advantage of short fields and costly turnovers to defeat Florida at Ben Hill Griffin Stadium for the first time since 2003, taking a 21-7 decision. The Seminoles capitalized on four Florida interceptions and won despite amassing just 95 yards of total offense. FSU got all 21 points off of turnovers, returning an interception for a touchdown and driving just 20 and 4-yards for its two other scores. Florida State grabbed a 14-0 halftime lead, intercepting John Brantley three times in the opening half. Florida had 140 yards of offense, but after Brantley was injured late in the first half, the Gators were able to muster very little in the second half, totaling just 44 yards of offense over the final 30 minutes. On the Gators' second drive, disaster struck for the Gators when Brantley was picked off deep in Gator territory by Greg Reid, who returned it to the 20 on his first of two picks in the first half. On 3rd-and-goal at the Florida 2-yard line, the Gators stopped Florida State QB E.J. Manuel shy of the goal line, but a personal foul was called on Ronald Powell, resulting in a 1st-and-goal inside the 1-yard line. A play later, Devonta Freeman gave the Seminoles a 7-0 lead with a 1-yard touchdown run with 6:34 left in the first quarter. The Gators finally put together a strong drive near the end of the first quarter after Brantley hit A.C. Leonard on a 24-yard pass to the Florida State 33-yard line. Moments later, Brantley floated a pass into coverage and Mike Harris returned it 89 yards to the Florida 4-yard line. Freeman added his second 1-yard touchdown run two plays later and FSU grabbed a 14-0 lead with 14:24 left in the first half. Florida rebounded by marching deep into Florida State territory, but ultimately coming up short again. Setting up for a long Caleb Sturgis field goal with a 4th-and-2 at the Florida State 27, Trey Burton faked the field goal and picked up the first down to extend the drive. Moments later, facing a 4th-and-1 at the FSU 15-yard line, the Gators once again gambled but disaster struck this time, as Burton was dropped for a 14-yard loss. Florida State nearly added to its lead in the third quarter, but Dustin Hopkins pushed a 50-yard field goal attempt wide left. The Seminoles had started the drive at the Gators' 39-yard line after a 39-yard punt return by Reid. Early in the fourth quarter, Brissett tried to avoid a sack and forced a throw that Terrance Parks picked off and returned 29 yards for a touchdown and a 21-0 lead with 12:20 remaining. Florida avoided its first shutout since 1988 when Brissett found Quinton Dunbar in the back of the end zone with 4:16 remaining to cut the lead to 21-7. The Gator touchdown was set up when Jaye Howard recovered a fumble at the Florida State 21-yard line. Brantley finished 9-of-15 passing for 104 yards, but three costly interceptions. Brissett finished 4-of-13 passing for 27 yards with a touchdown and an interception. The Gators finished with 184 yards of total offense, 130 passing and just 54 rushing. In his final game in The Swamp, Chris Rainey had a team-high 15 carries for 42 yards. A.C. Leonard led Florida in receiving with three receptions for 65 yards while Dunbar also had three catches for 40 yards and a touchdown.

| Score by Quarters | 1 | 2 | 3 | 4 | Score |
|-------------------|---|---|---|---|-------|
| Florida State | 7 | 7 | 0 | 7 | 21 |
| Florida | 0 | 0 | 0 | 7 | 7 |

SCORING SUMMARY

| Qtr | Time | Scoring Play | FSU-UF |
|-----|-------|--|---------------|
| 1st | 6:34 | FS - Freeman, D. 1 yd run (Hopkins, D. kick), 7-20 2:46 | FSU 7 - UF 0 |
| 2nd | 14:24 | FS - Freeman, D. 1 yd run (Hopkins, D. kick), 3-4, :41 | FSU 14 - UF 0 |
| 4th | 12:20 | FS - Parks, T. 29 yd INT return (Hopkins, D. kick) | FSU 21 - UF 0 |
| | 4:16 | UF - Dunbar, Q. 6 yd pass from Brissett, J. (Sturgis, C. kick), 1-27, 0:16 | FSU 21 - UF 7 |

TEAM STATISTICS

| | FSU | UF |
|---------------------------|--------|---------|
| First Downs | 7 | 11 |
| Rushes-Yards (Net) | 46-30 | 33-54 |
| Passing Yards (Net) | 65 | 130 |
| Passes Att-Comp-Int. | 6-13-0 | 14-29-4 |
| Total Offense Plays-Yards | 59-95 | 62-184 |
| Punt Returns-Yards | 5-45 | 2-20 |
| Kickoff Returns-Yards | 1-34 | 1-16 |
| Punts-Average | 9-44.4 | 9-40.0 |
| Fumbles-Lost | 4-1 | 0-0 |
| Penalties-Yards | 9-85 | 4-25 |
| Possession Time | 31:37 | 28:23 |
| Sacks By: Number-Yards | 2-16 | 4-32 |

INDIVIDUAL STATISTICS

| | |
|------------------|--|
| Passing | FSU - Manuel 6-13-0-65 (0 TD) |
| | UF - Brantley 9-15-3-104 (0 TD), Brissett 4-13-1-27 (1 TD), Burton 1-1-0-(-1) (0 TD) |
| Rushing | FSU - Freeman 15-44 (2 TD), Pryor 6-15, Thomas 12-6, Greene 1-(-12), Manuel 12-(-23) |
| | UF - Rainey 15-42, Joyer 3-30, Patton 1-6, Gillislee 3-1, Brissett 5-(-6), Demps 4-(-8), Burton 2-(-11) |
| Receiving | FSU - Green 2-27, Smith 2-16, Reed 1-12, Thomas 1-10 |
| | UF - Rainey 4-5, Leonard 3-65, Dunbar 3-40 (TD), Hines 3-15, Burton 1-5 |
| Sacks | FSU - Dawkins 1-11, Jones 1-5 |
| | UF - Jenkins, Je. 1-11, Powell 1-6, Howard 1-5, Easley 0.5-5, McCray 0.5-5 |
| INTs | FSU - Reid 2-12, Harris 1-89, Parks 1-29 (TD) |
| | UF - None |
| Fumbles | FSU - Manuel 3-0, Thomas 1-1 |
| | UF - None |

FLORIDA 24, OHIO STATE 17 (TaxSlayer.com Gator Bowl)

EverBank Field | Jacksonville, Fla.
January 2, 2012 | Attendance: 84,674

The Gators rode two special teams touchdowns - including a 99-yard kickoff return by Andre Debose - and a defense that sacked Ohio State QB Braxton Miller six times, to beat OSU, 24-17, in the 2012 TaxSlayer.com Gator Bowl. The win improved UF to 7-6 on the season, giving Florida 24-straight winning seasons, the longest active streak in the nation. Senior QB John Brantley threw a touchdown pass in his final game, classmate RB Chris Rainey rushed for 72 yards and blocked a punt that freshman LB Graham Stewart scooped up and scored from 14 yards out, and the Gators defense tackled the Buckeyes for losses 12 times. Brantley had a hand in getting things going, completing 8 of his first 10 pass attempts for 82 yards, including a 17-yard touchdown strike to Deonte Thompson to make 7-0 with 56 seconds to go in the first quarter. On Ohio State's next possession, RB Dan Herron fumbled going to the ground after a run up the middle, with De'Ante Saunders recovering at the OSU 32, giving the Gators a great chance to go up two scores. But two plays later, Brantley mishandled the snap and Buckeyes DT John Simon recovered the ball. Miller answered by driving Ohio State into Florida territory, the big hitter a 25-yard tight end screen to Jeff Heuerman, who rumbled down to the UF 32. Five plays later, Miller fired a 5-yard touchdown strike to Devier Posey that tied the score 7-7. Seconds later, Debose - voted the game's MVP - took the ensuing kickoff at his own 1-yard line, hit a seam on the left sideline and went untouched 99 yards for the longest play in Gator Bowl history, putting UF in front 14-7. It was Debose's third career kickoff return for a touchdown, a school record. Down two possessions, the Buckeyes were forced to pass and get away from a running game that averaged 195.7 yards during the season but managed just 137 against the UF defense. The Gators' defense made sure Miller was never comfortable dropping back to pass and had a promising drive late in the first half stopped by senior DT Jaye Howard's 11-yard sack. Ohio State settled for Drew Basil's 47-yard FG to make it 14-10 at intermission. Florida started the second half with a couple of big plays when junior S Josh Evans sacked Miller on a 3rd-down play to force the punt that Rainey blocked off the foot of Ben Buchanan. The ball rolled backward and was scooped up by Stewart, who carried it 14 yards to the end zone for a 21-10 lead. A 17-yard Caleb Sturgis field goal made it 24-10 early in the fourth quarter. The Buckeyes scored on an 11-yard Miller-to-Jordan Hall touchdown pass with 57 seconds to go, but the Gators recovered the ensuing onside kick and ran out the clock.

| Score by Quarters | 1 | 2 | 3 | 4 | Score |
|-------------------|---|----|---|---|-------|
| Ohio State | 0 | 10 | 0 | 7 | 17 |
| Florida | 7 | 7 | 7 | 3 | 24 |

SCORING SUMMARY

| Qtr | Time | Scoring Play | OSU-UF |
|-----|-------|---|----------------|
| 1st | 00:56 | UF - Thompson, D. 17 yd pass from Brantley, J. (Sturgis, C. kick), 14-80 7:10 | OSU 0 - UF 7 |
| 2nd | 11:25 | OSU - Posey, D. 5 yd pass from Miller, B. (Basil, D. kick), 8-72 3:37 | OSU 7 - UF 7 |
| | 11:13 | UF - Debose, A. 99 yd kickoff return (Sturgis, C. kick) | OSU 7 - UF 14 |
| 3rd | 00:15 | OSU - Basil, D. 47 yd field goal, 9-20 4:42 | OSU 10 - UF 14 |
| | 11:14 | UF - Stewart, G. 14 yd blocked punt return (Sturgis, C. kick) | OSU 10 - UF 21 |
| 4th | 14:09 | UF - Sturgis, C. 17 yd field goal, 8-53 4:01 | OSU 10 - UF 24 |
| | 00:57 | OSU - Hall, J. 11 yd pass from Miller, B. (Basil, D. kick), 7-88 2:08 | OSU 17 - UF 24 |

TEAM STATISTICS

| | OSU | UF |
|---------------------------|---------|---------|
| First Downs | 20 | 14 |
| Rushes-Yards (Net) | 37-137 | 38-131 |
| Passing Yards (Net) | 162 | 132 |
| Passes Att-Comp-Int. | 18-23-0 | 12-16-1 |
| Total Offense Plays-Yards | 60-299 | 54-263 |
| Punt Returns-Yards-TD | 0-0-0 | 2-45-1 |
| Kickoff Returns-Yards-TD | 4-64-0 | 2-128-1 |
| Punts-Average | 5-47.2 | 3-37.3 |
| Fumbles-Lost | 2-2 | 2-2 |
| Penalties-Yards | 4-25 | 7-74 |
| Possession Time | 32:21 | 27:39 |
| Sacks By: Number-Yards | 0-0 | 6-34 |

Sophomore Andre Debose was named the 2012 Gator Bowl MVP after a 99-yard kickoff return touchdown, the longest play in Gator Bowl history, that gave UF the lead for good. It was the third kickoff return touchdown of his career, a Florida school record.

INDIVIDUAL STATISTICS

| | |
|----------------------|---|
| Passing | OSU - Miller 18-23-0-162 (2 TD) |
| | UF - Brantley 12-16-1-132 (1 TD) |
| Rushing | OSU - Herron 12-82, Hall 4-24, Miller 15-20, Hyde 5-17, Posey 1-(-6) |
| | UF - Rainey 16-71, Demps 7-30, Burton 4-23, Gillislee 5-15, Joyer 1-0, Brantley 2-(-3), TEAM 3-(-5) |
| | OSU - Posey 5-38 (TD), Herron 4-11, Hall 3-12 (TD), Smith 2-47, Heuerman 1-25, Fields 1-13, Boren 1-8, Hyde 1-8 |
| Receiving | UF - Rainey 3-31, Hines 2-40, Thompson 2-27 (TD), Debose 1-9, Hammond 1-8, Demps 1-7, Dunbar 1-6, Leonard 1-4 |
| | OSU - None |
| Sacks | UF - Floyd 1.5-5, Howard 1.5-14, Elam 1.0-2, Evans 1.0-6, Powell 1.0-7 |
| Interceptions | OSU - Moeller 1-0 |
| | UF - None |
| Fumbles | OSU - Herron 1-1, Posey 1-1 |
| | UF - Brantley 2-2 |



COACHES

PLAYERS

2011 RECAP

HISTORY

HONORS

GATORS IN THE NFL

ALL-TIME RESULTS

RECORD BOOK

ALL-TIME LETTERWINNERS

FLORIDA ATHLETICS

NO. 3 FLORIDA 52 NO. 1 FLORIDA STATE 20

January 2, 1997

Louisiana Superdome (Attendance: 78,344)

New Orleans, La.

The third-ranked Gators lay claim to their first national championship as they stripped top-ranked Florida State's hopes for a perfect season with a 52-20 victory before a Superdome Sugar Bowl record crowd of 78,344 and an ABC national television audience in the 1997 Nokia Sugar Bowl. With Ohio State's 20-17 defeat of undefeated and second ranked Arizona State the day before in the Rose Bowl, Florida was voted national champions in both major polls for the first time in school history.

FSU opened with a 33-yard pass from quarterback Thad Busby to Andre Cooper, but the Gator defense snuffed out the Seminoles on 4th-and-one from the UF 23-yard line. Senior quarterback Danny Wuerffel took over, marching Florida down the field with five passes for 73 yards, capped by a 9-yard touchdown pass junior wide receiver Ike Hilliard. Bart Edmiston added a 32-yard field goal and the Gators led 10-3 after the first quarter.

Florida, which worked out of the shotgun for much of the game, drove 73 yards in 26 seconds as junior tailback Fred Taylor punched it in from two yards out to put UF ahead 17-3, marking the first time FSU trailed by more than 7 points the entire season. The Seminoles closed to 17-10 only to watch the Gators' shotgun offense respond with a 65-yard drive in just four plays as Hilliard added another touchdown. Florida State managed to respond with a quick drive of their own, cutting the UF lead to 24-17 on a 12-yard run by Warrick Dunn with under a minute left in the half.

Scott Bentley trimmed the Gator lead to 24-20 on a 45-yard field goal less than five minutes into the second half, but the Seminoles would not score again. Florida sealed the victory by scoring the final 28 points of the game, a run that began with Hilliard's third touchdown reception of the game on an 8-yard catch from Wuerffel. Wuerffel then scrambled 16 yards for a score to put UF up 38-20 with 13 seconds left in the third quarter, and Terry Jackson added two fourth quarter touchdowns, including a 42-yarder, for the final margin.

The Gator defense was strong from start to finish, stopping the Seminoles on downs at the UF 23 on the game's opening possession and holding FSU to just 42 net yards rushing total, just two yards shy of the UF bowl record set against Baylor in the 1960 Gator Bowl. The Seminoles were successful on only five of 18 third down conversions, with two Gator interceptions. The Gator special teams also played well, with

sophomore punter Robby Stevenson pinning the Seminoles inside the five-yard line on two different occasions while averaging 48.1 yards per punt.

The 38-point margin of victory was the largest against a No.1-ranked team in bowl history and marked Florida's first-ever victory over the nation's top-ranked team.

| Score by Quarters | 1 | 2 | 3 | 4 | Score |
|-------------------|----|----|----|----|-------|
| Florida | 10 | 14 | 14 | 14 | 52 |
| Florida State | 3 | 14 | 3 | 0 | 20 |

| Qtr | Time | Scoring Play | UF-FSU |
|-----|-------|---|----------------|
| 1st | 9:48 | UF - Hilliard 9-yd pass from Wuerffel (Edmiston kick), 9-77 2:55 | UF 7 - FSU 0 |
| | 7:49 | FSU - Bentley 43-yd field goal, 8-55 1:59 | UF 7 - FSU 3 |
| | 2:44 | UF - Edmiston 32-yd field goal, 5-11 0:43 | UF 10 - FSU 3 |
| 2nd | 11:28 | UF - Taylor 2-yd run (Edmiston kick), 4-73 0:26 | UF 17 - FSU 3 |
| | 7:28 | FSU - Green 29-yd pass from Busby (Bentley kick), 7-63 1:52 | UF 17 - FSU 10 |
| | 5:18 | UF - Hilliard 31-yd pass from Wuerffel (Edmiston kick), 4-65 2:10 | UF 24 - FSU 10 |
| 3rd | 0:40 | FSU - Dunn 12-yd run (Bentley kick), 5-66 1:17 | UF 24 - FSU 17 |
| | 10:24 | FSU - Bentley 45-yd field goal, 6-30 2:35 | UF 24 - FSU 20 |
| | 5:43 | UF - Hilliard 8-yd pass from Wuerffel (Edmiston kick), 4-24 1:51 | UF 31 - FSU 20 |
| 4th | 0:13 | UF - Wuerffel 16-yd run (Edmiston kick), 9-68 3:56 | UF 38 - FSU 20 |
| | 8:52 | UF - Jackson 42-yd run (Edmiston kick), 5-62 2:48 | UF 45 - FSU 20 |
| | 2:12 | UF - Jackson 1-yd run (Edmiston kick), 10-70 5:15 | UF 52 - FSU 20 |

TEAM STATISTICS

| | UF | FSU |
|---------------------------|---------|---------|
| First Downs | 26 | 13 |
| Rushes-Yards (Net) | 43-168 | 21-42 |
| Passing Yards (Net) | 306 | 271 |
| Passes Comp-Att-Int | 18-34-1 | 17-42-2 |
| Total Offense Plays-Yards | 77-474 | 63-313 |
| Punt Returns-Yards | 6-69 | 5-74 |
| Kickoff Returns-Yards | 4-93 | 8-152 |
| Punts-Average | 7-48.1 | 8-46.4 |
| Fumbles-Lost | 1-0 | 0-0 |
| Penalties-Yards | 15-102 | 14-115 |
| Possession Time | 36:27 | 23:33 |
| Sacks By: Number-Yards | 3-25 | 5-26 |

INDIVIDUAL STATISTICS

| | |
|----------------------|--|
| Passing | UF - Wuerffel 18-34-306-1 (3 TD) |
| | FSU - Busby 17-41-271-1 (TD), Kendra 0-1-0-1 |
| Rushing | UF - Jackson 12-118 (2 TD), Taylor 18-60 (TD), Williams 4-2, Schottenheimer 1-0, McCaslin 2-(-2), Wuerffel 6-(-10) (TD) |
| | FSU - Dunn 9-28 (TD), Warrick 1-12, Williams 2-7, Feaster 2-1, Busby 7-(-6) |
| | UF - Hilliard 7-150 (3 TD), Green 5-79, Anthony 4-50, Mobley 1-16, Taylor 1-11 |
| Receiving | FSU - Messam 5-48, Cooper 4-82, Green 3-86 (TD), Pearsall 1-25, Dunn 1-12, Abdullah 1-10, Warrick 1-7, Williams 1-1 |
| | UF - Hilliard 7-150 (3 TD), Green 5-79, Anthony 4-50, Mobley 1-16, Taylor 1-11 |
| | FSU - Messam 5-48, Cooper 4-82, Green 3-86 (TD), Pearsall 1-25, Dunn 1-12, Abdullah 1-10, Warrick 1-7, Williams 1-1 |
| Sacks | UF - Chester 2.0-14, Davis 1.0-11 |
| | FSU - Boulware 2.0-6, Wadsworth 1.0-8, Wilson 1.0-7, Spires 1.0-5 |
| Interceptions | UF - Badeaux 1-7, Brown 1-0 |
| | FSU - Crawford 1-22 |



NO. 2 FLORIDA 41 NO. 1 OHIO STATE 14

January 8, 2007

University of Phoenix Stadium (Attendance: 74,628)
Glendale, Ariz.

Senior quarterback Chris Leak threw for a touchdown and senior running back DeShawn Wynn ran for another score to lead the second-ranked University of Florida football team to a 41-14 victory over Ohio State in the Tostitos BCS National Championship Game, earning the Gators their second-ever national football championship. With the win, Florida became the first school in NCAA Division I history to capture national titles in football and men's basketball during the same calendar year, having earned its first title on the hardwood by defeating UCLA in April.

Ohio State struck first when Ted Ginn, Jr., returned the game's opening kickoff 93 yards for a touchdown. The Gators tied the game at 7-7 when Leak connected with senior wide receiver Dallas Baker for a 14-yard score just 4:13 later. Leak completed 5-of-5 passes for 35 yards on the drive, which was set up by a 33-yard kick return by freshman running back Brandon James and a subsequent 15-yard facemask penalty against the Buckeyes.

The Gators took a lead they would not relinquish at the 5:51 mark of the first quarter when freshman wide receiver Percy Harvin took an option pitch from Leak and ran four yards for his third touchdown of the season. Senior kicker Chris Hetland converted the point-after attempt to give UF a 14-7 advantage.

After senior cornerback Reggie Lewis intercepted Ohio State quarterback Troy Smith with 2:49 left to play in the opening quarter, Wynn plowed into the endzone from two yards out to cap a 10-play, 71-yard drive that gave Florida a 21-7 lead. The score was Wynn's sixth of the season and the 25th of his UF career, moving him into a tie with Buford Long for sixth on the all-time school list.

An 18-yard touchdown run by Antonio Pittman cut the Gators' lead to 21-14 with just over 13 minutes left to play in the first half, but Hetland connected on a 43-yard field goal — his longest of the season — to push Florida's advantage to 24-14 with six minutes remaining in the half. Hetland added a 40-yard field goal to increase the Gators' lead to 27-14.

On the first play of Ohio State's ensuing possession, junior defensive end Jarvis Moss sacked Smith, forcing a fumble that sophomore defensive end Derrick Harvey picked up and returned to the Buckeyes' five-yard line. On third-and-goal from the OSU one-yard line, freshman quarterback Tim Tebow hit junior wide receiver Andre Caldwell for a scoring strike that gave the Gators a 34-14 lead at halftime.

After a scoreless third quarter, Tebow put the Gators ahead, 41-14, with a one-yard plunge at the 10:30 mark of the final period. On the play, Tebow tied Jimmy Fisher's single-season school record for touchdown runs by a quarterback, set in 1979, with eight on the campaign. That touchdown would prove to be the final score of the night, propelling the Gators to the 41-14 win.

UF's victory over the Buckeyes improved their mark to 3-1 all-time in BCS bowl games, and stood as their first win over a top-ranked team since defeating Florida State in Gainesville on Nov. 22, 1997. Florida Head Coach Urban Meyer became just the seventh coach in NCAA history to guide a team to a national championship in his first or second year at a school.

| Score by Quarters | 1 | 2 | 3 | 4 | Score |
|-------------------|----|----|---|---|-------|
| Florida | 14 | 20 | 0 | 7 | 41 |
| Ohio State | 7 | 7 | 0 | 0 | 14 |

SCORING SUMMARY

| Qtr | Time | Scoring Play | UF-OSU |
|-----|-------|---|----------------|
| 1st | 14:44 | OSU - Ginn, Jr. 93-yd kickoff return (Pettrey kick) | UF 0 - OSU 7 |
| | 10:31 | UF - Baker 14-yd pass from Leak (Hetland kick), 7-46 4:13 | UF 7 - OSU 7 |
| | 5:51 | UF - Harvin 4-yd run (Hetland kick), 5-34 2:37 | UF 14 - OSU 7 |
| 2nd | 14:56 | UF - Wynn 2-yd run (Hetland kick), 10-71 2:53 | UF 21 - OSU 7 |
| | 13:32 | OSU - Pittman 18-yd run (Pettrey kick), 4-64 1:24 | UF 21 - OSU 14 |
| | 6:00 | UF - Hetland 42-yd field goal, 9-32 3:04 | UF 24 - OSU 14 |
| | 1:53 | UF - Hetland 40-yd field goal, 4-6 1:44 | UF 27 - OSU 14 |
| 4th | 0:23 | UF - Caldwell 1-yd pass from Tebow (Hetland kick), 3-5 1:05 | UF 34 - OSU 14 |
| | 10:20 | UF - Tebow 1-yd run (Hetland kick), 8-39 3:42 | UF 41 - OSU 14 |

TEAM STATISTICS

| | UF | OSU |
|---------------------------|---------|--------|
| First Downs | 21 | 8 |
| Rushes-Yards (Net) | 43-156 | 23-47 |
| Passing Yards (Net) | 214 | 35 |
| Passes Comp-Att-Int | 26-37-0 | 4-14-1 |
| Total Offense Plays-Yards | 80-370 | 37-82 |
| Punt Returns-Yards | 4-28 | 1-13 |
| Kickoff Returns-Yards | 1-33 | 6-193 |
| Punts-Average | 4-44.3 | 6-37.8 |
| Fumbles-Lost | 0-0 | 1-1 |
| Penalties-Yards | 6-50 | 5-50 |
| Possession Time | 40:48 | 19:12 |
| Sacks By: Number-Yards | 5-51 | 1-7 |

INDIVIDUAL STATISTICS

| | |
|----------------------|--|
| Passing | UF - Leak 25-36-213-0 (TD), Tebow 1-1-1-0 (TD) |
| | OSU - Smith 4-14-35-1 |
| Rushing | UF - Wynn 19-69 (TD), Tebow 10-39 (TD), Harvin 5-22 (TD), Caldwell 3-13, Leak 3-7, Moore 2-7, TEAM 1-(-1) |
| | OSU - Pittman 10-62 (TD), Wells 2-9, Hartline 1-5, Smith 10-(-29) |
| | Receiving |
| Receiving | UF - Harvin 9-60, Cornelius 5-50, Ingram 4-58, Baker 4-23 (TD), Latsko 2-17, Caldwell 2-6 (TD) |
| | OSU - Gonzalez 2-11, Hartline 1-13, Pittman 1-11 |
| Sacks | UF - Harvey 3-31, Moss 2-20 |
| | OSU - Gholston 1-7 |
| Interceptions | UF - Lewis 1-0 |
| | OSU - None |



NO. 2 FLORIDA 24 NO. 1 OKLAHOMA 14

January 8, 2009

Dolphin Stadium (Attendance: 78,468)

Miami, Fla.

Winning their second national championship in three years - and third overall - the No. 2 Gators defeated the No. 1 Oklahoma Sooners, 24-14, in front of a record football crowd of 78,468 at the FedEx BCS National Championship Thursday at Dolphin Stadium. Florida completes its national championship run with a 13-1 record on the season, tying a school record for wins (13), last achieved during UF's 2006 national championship run when it finished 13-1 as well. Oklahoma finishes its season 12-2 overall.

The 2009 FedEx BCS National Championship win marks Florida's fourth BCS bowl win all-time, as the Gators improved their bowl record to 3-1 under Head Coach Urban Meyer.

Gator senior wide receiver Louis Murphy, junior wide receiver/running back Percy Harvin and redshirt junior wide receiver David Nelson were touchdown targets of junior quarterback Tim Tebow, who threw for 231 yards (18-of-30) and racked up 109 yards on the ground on 22 carries in the win over Oklahoma. Senior kicker Jonathan Phillips tacked on three more points, connecting on a fourth quarter field goal to help lead the Gators over the Sooners.

After recording the first scoreless first quarter since the 1999 BCS National Championship (Florida State vs. Tennessee) and holding Oklahoma to their first scoreless first quarter all season, the Gators opened up the national championship game, finding the end zone first on a 20-yard pass from Tebow to Murphy, marking Murphy's 27th straight game with a catch. Tebow's connection with Murphy marked the first time the Sooners have allowed their opponent to score first this season, while Phillips' extra point brought the Gators ahead 7-0.

It took a 2:13 drive for the Sooners to answer two and a half minutes later when quarterback Sam Bradford hit Oklahoma wide receiver Jermaine Gresham with a six-yard touchdown reception. OU drove 65 yards for the score to bring the margin 7-7 all.

Sophomore Torrey Davis led the Gator defense on the Sooners' next possession, rallying for a key fourth-and-one stop that prevented the Sooners from jumping ahead after a Tebow interception. Harvin capitalized on the momentum with a 46-yard run that brought the Gators to midfield.

While UF punted on the possession, the Gator defense sustained on the Sooners' ensuing drive, ending an OU drive on Florida's three-yard line when junior Major Wright intercepted a Bradford pass. Wright's pick was UF's 25th of the season, a single season school record for team interceptions, and took both teams to the locker room tied, 7-7, at the half.

After the Gators and Sooners swapped possessions to open the second half of the game, the Gators jumped out of the gates, stringing together a 75-yard scoring drive when Harvin found the end zone on a two-yard score with 5:22 to go in the third quarter. Harvin scored a touchdown in the last 15 games he played in, a nation-leading streak. Tebow rushed for 49 yards on the drive and Phillips found the uprights to bring Florida ahead 14-7.

On Oklahoma's next drive, sophomore defensive end Carlos Dunlap got his hands on an Oklahoma punt to record Florida's ninth blocked kick of the season, tying a school record (1995), and marking the third for Dunlap this season.

Following a Gator punt, the Sooners closed the score gap when Bradford connected with Gresham for his second touchdown of the night, an 11-yard pass to cap off a 77-yard drive and tie the score, 14-14, for the second time in the national championship showdown.

After a 27-yard Phillips field goal put Florida ahead 17-14, sophomore safety Ahmad Black kept the momentum in favor of the Gators, intercepting a Bradford pass to give the Gators possession on their own 24 yard-line. The interception marked his seventh of the season for Black and moved him to a third-place tie in the all-time Gator record books.

Passes from Tebow to sophomore tight end Aaron Hernandez, redshirt junior David Nelson and Harvin composed a 76-yard game-winning scoring drive by the Gators when Tebow found Nelson for the second time on the drive for a four-yard touchdown, giving Florida a 24-13 lead, the final margin.

| Score by Quarters | 1 | 2 | 3 | 4 | Score |
|-------------------|---|---|---|----|-------|
| Florida | 0 | 7 | 7 | 10 | 24 |
| Oklahoma | 0 | 7 | 0 | 7 | 14 |

SCORING SUMMARY

| Qtr | Time | Scoring Play | UF-OU |
|-----|-------|---|---------------|
| 2nd | 14:02 | UF - Murphy 20-yd pass from Tebow (Phillips kick), 12-86 5:50 | UF 7 - OU 0 |
| | 11:49 | OU - Gresham 6-yd pass from Bradford (Stevens kick), 6-65 2:13 | UF 7 - OU 7 |
| 3rd | 4:21 | UF - Harvin 2-yd run (Phillips kick), 13-75 5:22 | UF 14 - OU 7 |
| 4th | 12:13 | OU - Gresham 11-yd pass from Bradford (Stevens kick), 8-77 2:36 | UF 14 - OU 14 |
| | 10:45 | UF - Phillips 27-yd field goal, 6-68 1:28 | UF 17 - OU 14 |
| | 3:07 | UF - Nelson 4-yd pass from Tebow (Phillips kick), 11-76 6:52 | UF 24 - OU 14 |

TEAM STATISTICS

| | UF | OU |
|---------------------------|---------|---------|
| First Downs | 24 | 25 |
| Rushes-Yards (Net) | 44-249 | 29-107 |
| Passing Yards (Net) | 231 | 256 |
| Passes Comp-Att-Int | 18-30-2 | 26-41-2 |
| Total Offense Plays-Yards | 74-480 | 70-363 |
| Punt Returns-Yards | 1-1 | 1-15 |
| Kickoff Returns-Yards | 3-51 | 5-118 |
| Punts-Average | 3-51.7 | 3-38.7 |
| Fumbles-Lost | 0-0 | 0-0 |
| Penalties-Yards | 8-81 | 4-31 |
| Possession Time | 34:57 | 25:03 |
| Sacks By: Number-Yards | 2-18 | 0-0 |

INDIVIDUAL STATISTICS

| | |
|----------------------|---|
| Passing | UF - Tebow 18-30-231-2 (2 TD) |
| | OU - Bradford 26-41-256-2 (2 TD) |
| Rushing | UF - Harvin 9-122 (TD), Tebow 22-109, Demps 9-23, Moody 1-0, TEAM 2-(-2), Rainey 1-(-3) |
| | OU - Brown 22-110, Madu 4-12, Broyles 1-3, Bradford 2-(-18) |
| | UF - Hernandez 5-57, Harvin 5-49, Murphy 2-44 (TD), Nelson 2-33 (TD), Cooper 2-28, Rainey 1-11, James 1-9 |
| Receiving | OU - Gresham 8-62 (2 TD), Iglesias 5-58, Johnson 4-29, Broyles 4-26, Brown 2-37, Chaney 2-37, Madu 1-7 |
| | Sacks |
| | UF - Hicks 1-14, Doe 0.5-4, Dunlap 0.5-4 |
| Interceptions | OU - None |
| | UF - Wright 1-0, Black 1-0 |
| | OU - McCoy 1-12, Harris 1-8 |



FLORIDA HAS WON A CONFERENCE-BEST SEVEN SEC CHAMPIONSHIP GAMES AND APPEARED IN THE GAME A LEAGUE-HIGH 10 TIMES



1991 SEC CHAMPIONS 10-2 overall, 7-0 Southeastern Conference

Florida defeated Kentucky on Nov. 16, 1991, to clinch the school's first SEC Championship with an undefeated conference record. The Gators dominated during league play, with an average margin of victory of 21.7 points in SEC contests. Running back Errict Rhett rushed for 1,109 yards and 10 touchdowns, and quarterback Shane Matthews threw for 3,130 yards and 28 touchdowns to lead a Florida offense that averaged 32.3 points in SEC games.

FLORIDA 28 • ALABAMA 13 December 4, 1993 • Legion Field • Birmingham, Ala. 11-2 overall, 7-1 Southeastern Conference

Quarterback Terry Dean earned MVP honors, throwing for 256 yards and two touchdowns, as the Gators won their second SEC Championship. After three quarters, UF held a slim 14-13 lead. Punter Shayne Edge took off for a 20-yard gain on fourth-and-eight, and Dean hit wide receiver Jack Jackson with a 43-yard pass to give Florida an eight-point lead. The Gator defense held strong and secured the win.

FLORIDA 24 • ALABAMA 23 December 3, 1994 • Georgia Dome • Atlanta, Ga. 10-2-1 overall, 7-1 Southeastern Conference

Defensive tackle Ellis Johnson had an SEC Championship Game record three tackles-for-loss, including two sacks, as Florida won its second-straight SEC title. Quarterback Danny Wuerffel helped the team overcome a 23-17 fourth-quarter deficit with a two-yard touchdown pass to wideout Chris Doering that capped an 80-yard scoring drive with 5:39 remaining. UF forced a turnover on Alabama's final drive and Johnson, the defensive star of the game, earned MVP honors.

FLORIDA 34 • ARKANSAS 3 December 2, 1995 • Georgia Dome • Atlanta, Ga. 12-1 overall, 8-0 Southeastern Conference

Quarterback Danny Wuerffel threw for two touchdowns as the No. 2-ranked Gators dominated the Razorbacks. Arkansas got on the board first, but the Florida defense forced four turnovers and shut down the Hogs for the rest of the game. Wuerffel connected with wide receiver Chris Doering on a 22-yard pass in the first quarter and threw a 29-yard strike to wideout Ike Hilliard in the third quarter, earning the game's MVP honor.

FLORIDA 45 • ALABAMA 30 December 7, 1996 • Georgia Dome • Atlanta, Ga. 12-1 overall, 8-0 Southeastern Conference

Quarterback Danny Wuerffel became the only player to repeat as SEC Championship Game MVP, leading the Gators to their fourth-straight conference title. Wuerffel threw for an SEC Championship Game record 401 yards and six touchdowns against the Crimson Tide's vaunted defense, ranked sixth in the nation entering the game. Wide receiver Reidel Anthony was Wuerffel's main target, setting three game records of his own with 11 catches for 171 yards and three touchdowns.

FLORIDA 28 • AUBURN 6 December 2, 2000 • Georgia Dome • Atlanta, Ga. 10-3 overall, 7-1 Southeastern Conference

MVP quarterback Rex Grossman threw for four touchdowns as the Gators won their fifth SEC Championship Game. Florida jumped out to a 21-0 lead in the first half and held on from there as UF's defense held SEC Player of the Year Rudi Johnson to just 47 yards rushing. Grossman's arm and the running of tailback Earnest Graham, who finished with 169 yards on 19 carries, helped UF win the school's sixth SEC Title.

SEC CHAMPIONSHIP GAME WINS

| | |
|----------------|----------|
| FLORIDA | 7 |
| Alabama | 3 |
| LSU | 3 |
| Auburn | 2 |
| Georgia | 2 |
| Tennessee | 2 |

SEC CHAMPIONSHIP GAME APPEARANCES

| | |
|----------------|-----------|
| FLORIDA | 10 |
| Alabama | 7 |
| Tennessee | 5 |
| Auburn | 4 |
| LSU | 4 |
| Arkansas | 3 |
| Georgia | 3 |
| Ole Miss | 1 |
| South Carolina | 1 |

FLORIDA 38 • ARKANSAS 28 December 2, 2006 • Georgia Dome • Atlanta, Ga. 13-1 overall, 7-1 Southeastern Conference

Wide receiver Percy Harvin became just the second freshman to earn the SEC Championship Game MVP honor, totaling 167 yards and two touchdowns. UF was trailing 21-17 late in the third quarter when cornerback Wondy Pierre-Louis recovered a muffed punt in the end zone to put Florida ahead for good. Harvin had a 67-yard touchdown run that opened the game up in the fourth quarter and wide receiver Andre Caldwell threw a five-yard touchdown pass to tight end Tate Casey to cap the scoring and send the Gators to the BCS National Championship Game for the first time in school history.

FLORIDA 31 • ALABAMA 20 December 6, 2008 • Georgia Dome • Atlanta, Ga. 13-1 overall, 7-1 Southeastern Conference

In front of a record crowd at the Georgia Dome, the Gators claimed their eighth SEC title. Florida dominated in the fourth quarter, gaining 130 total yards of offense and limiting the Crimson Tide to just one yard of offense. Florida scored 14 unanswered points in the fourth quarter to overcome a 20-17 deficit. MVP Tim Tebow hooked up with wide receiver Riley Cooper for a five-yard touchdown pass to seal the game with less than three minutes left as the Gators clinched a spot in the BCS National Championship Game for the second time in three years.

1993 SEC CHAMPIONSHIP GAME NO. 9 FLORIDA 28, NO. 17 ALABAMA 13

Legion Field | Birmingham, Ala.

December 4, 1993 | Attendance: 76,345

Using a solid defense, Florida defeated Alabama 28-13 at Legion Field in Birmingham, Ala. to capture its second official SEC title and earn a berth in the New Year's Day Sugar Bowl in New Orleans, La. The Gators run their record to 10-2 becoming just the second team in school history to win 10 games. Alabama scores on the first possession of the game, using a Tarrant Lynch one-yard touchdown run and a Michael Proctor PAT to go up 7-0 just 4:47 into the contest. However, the Crimson Tide does not score another touchdown as the Gator defense limits the David Palmer-led Alabama offense to just a pair of field goals the rest of the way. A Terry Dean to Harrison Houston pass and the ensuing PAT by Lou Groza Award winner Judd Davis knots the game at 7-7 with 1:02 left in the first quarter. Alabama's Proctor hits a 45-yard field goal with 12:02 remaining in the first half and the Crimson Tide leads 10-7. But with only 1:10 left in the second quarter, Florida's Dean lunges into the endzone from two yards out and the Gators are up 14-10, a lead they would not relinquish. The Crimson Tide closes the Gator lead to one when Proctor hits his second field goal of the day, a 25-yarder with 2:14 left in the third quarter, making the score 14-13. On their next possession, Gator punter Shayne Edge, facing fourth-and-eight from his own 37, fakes the boot and rambles 20 yards to the Alabama 43-yard line. On the very next play, Dean hits Jack Jackson on a 43-yard touchdown pass and the Gators lead 21-13. An Errict Rhett three-yard run with 11:59 left in the game caps the scoring, giving the Gators the 1993 Southeastern Conference Championship with a 28-13 victory.

| Score by Quarters | 1 | 2 | 3 | 4 | Score |
|-------------------|---|---|---|---|-------|
| Florida | 7 | 7 | 7 | 7 | 28 |
| Alabama | 7 | 3 | 3 | 0 | 13 |

SCORING SUMMARY

| Qtr | Time | Scoring Play | UF-UA |
|-----|-------|---|---------------|
| 1st | 10:13 | UA - Lynch 1-yard run (Proctor PAT), 8-71 4:47 | UF 0 - UA 7 |
| | 1:02 | UF - Houston 13-yard pass from Dean (Davis PAT), 4-44 1:43 | UF 7 - UA 7 |
| 2nd | 12:02 | UA - Proctor 45-yard field goal, 9-44 4:00 | UF 7 - UA 10 |
| | 1:10 | UF - Dean 2-yard run (Davis PAT), 6-35 1:44 | UF 14 - UA 10 |
| 3rd | 2:14 | UA - Proctor 25-yard field goal, 11-45 4:19 | UF 14 - UA 13 |
| | 0:28 | UF - J. Jackson 43-yard pass from Dean (Davis PAT), 7-80 1:46 | UF 21 - UA 13 |
| 4th | 11:59 | UF - Rhett 3-yard run (Davis kick), 9-54 3:22 | UF 28 - UA 13 |

TEAM STATISTICS

| | UF | UA |
|---------------------------|---------|---------|
| First Downs | 20 | 17 |
| Rushes-Yards (Net) | 31-103 | 40-118 |
| Passing Yards (Net) | 271 | 161 |
| Passes Att-Comp-Int. | 31-38-2 | 17-29-2 |
| Total Offense Plays-Yards | 69-374 | 69-279 |
| Punt Returns-Yards | 5-95 | 4-32 |
| Kickoff Returns-Yards | 1-17 | 4-94 |
| Punts-Average | 7-39.4 | 7-43.6 |
| Fumbles-Lost | 1-0 | 3-0 |
| Penalties-Yards | 13-95 | 6-70 |
| Possession Time | 27:43 | 32:17 |
| Sacks By: Number-Yards | 2-15 | 2-11 |

INDIVIDUAL STATISTICS

| | |
|----------------------|---|
| Passing | UF - Dean 20-37-256-2 (2 TD), Doering 1-1-15-0 (0 TD) |
| | UA - Palmer 8-16-90-1 (0 TD), Burgdorf 9-12-71-0 (0 TD), Kitchens 0-1-0-1 (0 TD) |
| Rushing | UF - Rhett 22-88-1, Edge 1-20-0, Dean 8-(-5)-1 |
| | UA - Palmer 16-93-0, Anderson 8-26-0, Burgdorf 6-7-0, Lynch 1-1-1, Steger 1-1-0, T. Turner 1-1-0, Williams 6-(-4)-0, Lee 1-(-7)-0 |
| Receiving | UF - W. Jackson 9-114-0, J. Jackson 4-62-1, Houston 2-48-1, Rhett 2-17-0, T. Dean 1-15-0, Randolph 1-11-0, C. Dean 2-4-0 |
| | UA - Malone 3-37-0, Lee 2-23-0, Palmer 3-22-0, Burgdorf 1-20-0, Anderson 3-18-0, Key 1-17-0, Lynch 2-13-0, Williams 2-11-0 |
| Sacks | UF - Grow 1-10 |
| | UA - Rogers 1-8, Hall 1-7 |
| Interceptions | UF - Gilmore 2 |
| | UA - T. Johnson 2 |

1994 SEC CHAMPIONSHIP GAME NO. 6 FLORIDA 24, NO. 3 ALABAMA 23

Georgia Dome | Atlanta, Ga.

December 3, 1994 | Attendance: 74,751

Florida captured its second consecutive SEC title and third league championship in the last four years with a 24-23 heart-pounding victory over No. 3 Alabama (11-1) in the SEC Championship Game. With Florida clinging to a 17-16 fourth quarter lead, Gator quarterback Danny Wuerffel's pass is picked off by Alabama linebacker Dwayne Rudd who returns it 23 yards for a touchdown and a 23-17 Tide lead with 8:56 to play. The Gators respond with one of the most memorable drives in school history. On the second play of the drive, Wuerffel comes off the field with a fake limp in a pre-planned signal for strong-armed back-up quarterback Eric Kresser. With Alabama thinking run with Kresser in the contest, the back-up quarterback takes his first snap and lofts a 25-yard pass down the left sideline to Ike Hilliard to put UF on the UA 42. After freshman Fred Taylor uses a second and third effort to gain two yards on a fourth-and-one play, Wuerffel throws a lateral pass to Reidel Anthony, who gains nine yards. On the next play, UF Head Coach Steve Spurrier calls for a double-pass, as Wuerffel lateral's it to Doering, who then delivers it to Aubrey Hill for a 20-yard gain to the two. Wuerffel then finds Doering in the back of the endzone for the winning touchdown with 5:29 to play. Florida then turns the game over to its determined defense. With Alabama driving for the winning points and near midfield, Gator Fred Weary tips a Jay Barker pass and Eddie Lake gathers in the pass to seal the victory with less than a minute to play. All told, the Gator defense holds Alabama to 297 yards in total offense, while sacking Alabama quarterback Barker five times on the afternoon and recording six tackles for lost yardage.

| Score by Quarters | 1 | 2 | 3 | 4 | Score |
|-------------------|---|----|---|---|-------|
| Alabama | 7 | 3 | 6 | 7 | 23 |
| Florida | 7 | 10 | 0 | 7 | 24 |

SCORING SUMMARY

| Qtr | Time | Scoring Play | UA-UF |
|-----|-------|--|---------------|
| 1st | 11:05 | UA - Brown 70-yard pass from Barker (Proctor PAT), 3-76 1:37 | UA 7 - UF 0 |
| | 4:07 | UF - Anthony 26-yard pass from Wuerffel (Davis PAT), 6-72 1:39 | UA 7 - UF 7 |
| 2nd | 14:45 | UA - Proctor 22-yard field goal, 10-75 4:22 | UA 10 - UF 7 |
| | 10:31 | UF - Davis 42-yard field goal, 10-56 yards, 4:14 | UA 10 - UF 10 |
| 3rd | 1:15 | UF - Wuerffel 1-yard run (Davis PAT), 8-43 3:03 | UA 10 - UF 17 |
| | 7:35 | UA - Proctor 42-yard field goal, 7-13 2:44 | UA 13 - UF 17 |
| 4th | 2:14 | UA - Proctor 48-yard field goal, 9-27 4:51 | UA 16 - UF 17 |
| | 8:56 | UA - Rudd 23-yard interception return (Proctor PAT) | UA 23 - UF 17 |
| | 5:29 | UF - Doering 2-yard pass from Wuerffel (Davis PAT), 10-80 3:27 | UA 23 - UF 24 |

TEAM STATISTICS

| | UA | UF |
|---------------------------|---------|---------|
| First Downs | 16 | 14 |
| Rushes-Yards (Net) | 48-116 | 24-44 |
| Passing Yards (Net) | 181 | 272 |
| Passes Att-Comp-Int. | 10-19-2 | 25-43-2 |
| Total Offense Plays-Yards | 67-297 | 67-316 |
| Punt Returns-Yards | 2-45 | 1-1 |
| Kickoff Returns-Yards | 3-58 | 3-58 |
| Punts-Average | 6-34.3 | 6-41.3 |
| Fumbles-Lost | 1-0 | 0-0 |
| Penalties-Yards | 6-30 | 2-10 |
| Possession Time | 34:15 | 25:45 |
| Sacks By: Number-Yards | 1-5 | 5-39 |

INDIVIDUAL STATISTICS

| | |
|----------------------|--|
| Passing | UA - Barker 10-19-181-2 (1 TD) |
| | UF - Wuerffel 23-41-227-2 (2 TD), Kresser 1-1-25-0 (0 TD), Doering 1-1-20-0 (0 TD) |
| Rushing | UA - Williams 29-99-0, Lynch 8-48-0, Riddle 2-7-0, Malone 1-6-0, Barker 8-(-44)-0 |
| | UF - Taylor 14-40-0, Anthony 1-5-0, Williams 3-0-0, Wuerffel 6-(-1)-1 |
| Receiving | UA - Brown 3-119-1, Lynch 3-28-0, Hape 1-14-0, Malone 1-14-0, Williams 2-6-0 |
| | UF - Anthony 8-105-1, Taylor 7-62-0, Hill 3-52-0, Hilliard 2-34-0, Doering 3-11-1, Jackson 1-5-0, Nunn 1-3-0 |
| Sacks | UA - Blackburn 1-5 |
| | UF - Campbell 2-20, Johnson 2-16, Carter 1-3 |
| Interceptions | UA - Townsend 1, Rudd 1 (TD) |
| | UF - Weary 1, Lake 1 |

1995 SEC CHAMPIONSHIP GAME NO. 2 FLORIDA 34, NO. 24 ARKANSAS 3

Georgia Dome | Atlanta, Ga.

December 2, 1995 | Attendance: 71,325

In front of a primetime national television audience and a sold-out crowd of 71,325, Florida assures itself of a trip to the Fiesta Bowl to play for its first national championship with a 34-3 victory over Arkansas in the fourth edition of the SEC Championship Game, giving the Gators their third consecutive SEC title. Florida becomes just the second school to capture three consecutive outright SEC titles, a feat only accomplished by Alabama several times, the last being from 1977-79. Arkansas opens the game in impressive fashion, driving inside the Florida 20-yard line and eating up more than seven minutes off the clock. But the Gator defense sets the tone for the entire game and allows the Razorbacks to come away with just a 36-yard Todd Latourette field goal. The Gator offense answers back immediately as it drives 80 yards in seven plays, culminating with a 22-yard scoring toss from Danny Wuerffel to Chris Doering. Just over three minutes later, UF strikes again following a Teako Brown interception, this time on a one-yard keeper from Wuerffel. The Gators add a 31-yard field goal from Bart Edmiston midway through the second quarter to take a 17-3 lead into the locker room. The Florida defense comes up with perhaps the biggest play of the entire night with just under five minutes left in the third quarter and UF holding a 24-3 edge. With Arkansas threatening on the doorstep, Ben Hanks recovers a fumble by Razorback quarterback Barry Lunney on a thwarted option play and rambles 95 yards untouched to give the Gators an insurmountable lead. It was UF's first defensive touchdown of the season and is one of four forced turnovers for the defense, three of which lead to 17 of UF's points. Arkansas is held to just 299 yards in total offense, including just 142 yards and only nine first downs in the second half. Danny Wuerffel continues to shatter the record books as he sets a SEC and UF record for career touchdown passes with his 75th, a 29-yard pass to Ike Hilliard midway through the third quarter. He also finishes the year with a pass efficiency rating of 178.4, the best single-season rating ever in NCAA history. Hilliard and Doering both eclipse the 1,000-yard receiving mark, becoming the first UF tandem to accomplish that feat.

| Score by Quarters | 1 | 2 | 3 | 4 | Score |
|-------------------|----|---|----|---|-------|
| Florida | 14 | 3 | 14 | 3 | 34 |
| Arkansas | 3 | 0 | 0 | 0 | 3 |

SCORING SUMMARY

| Qtr | Time | Scoring Play | UF-UA |
|-----|-------|--|--------------|
| 1st | 7:26 | UA - Latourette 36-yard field goal, 16-65 7:34 | UF 0 - UA 3 |
| | 4:30 | UF - Doering 22-yard pass from Wuerffel (Edmiston PAT), 7-80 2:56 | UF 7 - UA 3 |
| | 1:25 | UF - Wuerffel 1-yard run (Edmiston PAT), 5-47 1:52 | UF 14 - UA 3 |
| 2nd | 5:03 | UF - Edmiston 31-yard field goal, 9-31 4:13 | UF 17 - UA 3 |
| | 8:26 | UF - Hilliard 29-yard pass from Wuerffel (Edmiston PAT), 3-66 1:20 | UF 24 - UA 3 |
| 3rd | 4:25 | UF - Hanks 95-yard fumble return (Edmiston PAT) | UF 31 - UA 3 |
| | 12:48 | UF - Edmiston 20-yard field goal, 9-31 5:10 | UF 34 - UA 3 |

TEAM STATISTICS

| | UF | UA |
|---------------------------|---------|---------|
| First Downs | 25 | 21 |
| Rushes-Yards (Net) | 35-114 | 43-129 |
| Passing Yards (Net) | 282 | 170 |
| Passes Att-Comp-Int. | 21-29-0 | 17-27-2 |
| Total Offense Plays-Yards | 64-396 | 70 |
| Punt Returns-Yards | 0-0 | 0-0 |
| Kickoff Returns-Yards | 2-44 | 5-83 |
| Punts-Average | 3-43.7 | 4-34.3 |
| Fumbles-Lost | 0-0 | 3-2 |
| Penalties-Yards | 8-55 | 9-59 |
| Possession Time | 29:45 | 30:15 |
| Sacks By: Number-Yards | 2-14 | 2-12 |

INDIVIDUAL STATISTICS

| | |
|----------------------|---|
| Passing | UF - Wuerffel 20-28-276-0 (2 TD), Kresser 1-1-6-0 (0 TD) |
| | UA - Lunney 17-27-170-2 (0 TD) |
| Rushing | UF - T. Jackson 11-62-0, Williams 10-53-0, Dubose 7-12-0, Wuerffel 7-(-13)-1 |
| | UA - M. Johnson 20-71-0, Lunney 10-6-0, Hill 7-21-0, Nichols 5-26-0, Hebert 2-5-0 |
| Receiving | UF - Hilliard 7-125-1, Doering 6-73-1, Anthony 5-47-0, Green 1-16-0, Allen 1-14-0, T. Jackson 1-7-0 |
| | UA - Meadors 7-74-0, M. Johnson 4-51-0, Eubanks 4-37-0, Hill 2-8-0 |
| Sacks | UF - Hank 1-8, Council 1-6 |
| | UA - Conley 1-6, Bell 1-6 |
| Interceptions | UF - Brown 1, Jackson 1 |
| | UA - none |

1996 SEC CHAMPIONSHIP GAME NO. 4 FLORIDA 45, NO. 11 ALABAMA 30

Georgia Dome | Atlanta, Ga.

December 7, 1996 | Attendance: 74,132

A week after having their national championship hopes seemingly vanish, Florida defeated Alabama 45-30 in the SEC Championship Game. Florida's win, coupled with Texas' 37-27 upset over Nebraska in the Big 12 Championship Game, put the Gators back in the national championship hunt with a rematch against Florida State in the Nokia Sugar Bowl on January 2nd. The SEC title was Florida's fifth since 1991 (1991, 1993-96) and fourth-consecutive crown, the second-best achievement in league history (Alabama won five straight SEC crowns from 1971-75). Quarterback Danny Wuerffel completed 20-of-35 passes for 401 yards and six touchdowns against the nation's No.1-rated pass defense. Wuerffel's six touchdown passes, which was one more than the Alabama pass defense had surrendered all year in 11 games, tied his SEC record for most touchdown passes in a league game. Reidel Anthony had 11 catches for 171 yards and three touchdowns. Anthony finished with a nation's-best and SEC-record setting 18 touchdown grabs on the year. Overall, the Gator offense tallies 470 yards in total offense against an Alabama defensive unit that ranked first in the SEC and sixth in the nation allowing just 236 yards per game coming into the game. After the Gators fall behind seven-plus minutes into the game, Florida reels off 24 straight points to build a 17-point cushion nearing the end of the half. A Michael Vaughn touchdown pass from Fred Kitchens with 29 seconds left in the half, coupled with a five-yard run by Dennis Riddle after a blocked UF punt early in the third quarter, cuts the UF lead to three at 24-21. The two teams score three touchdowns in the next 2:05, with UF stealing any Tide momentum with an 85-yard pass from Wuerffel to a streaking Jacquez Green to give the Gators a 38-28 lead. Anthony then adds his third touchdown catch of the day on the first play of the fourth quarter to give Florida an insurmountable 17-point lead.

| Score by Quarters | 1 | 2 | 3 | 4 | Score |
|-------------------|---|----|----|---|-------|
| Florida | 6 | 18 | 14 | 7 | 45 |
| Alabama | 7 | 7 | 14 | 2 | 30 |

SCORING SUMMARY

| Qtr | Time | Scoring Play | UF-UA |
|-------|-------|--|---|
| 1st | 8:52 | UA - Riddle 36-yard pass from Kitchens (Brock PAT), 6-51 2:44 | UF 0 - UA 7 |
| | 3:11 | UF - Hilliard 46-yard pass from Wuerffel (Cooper PAT blocked), 5-79 1:48 | UF 6 - UA 7 |
| | 2nd | 14:37 | UF - Anthony 21-yard pass from Wuerffel (Wuerffel to Anthony pass), 6-61 1:01 |
| 11:35 | | UF - Williams 45-yard pass from Wuerffel (Cooper PAT), 3-72 1:21 | UF 21 - UA 7 |
| 7:39 | | UF - Cooper 35-yard field goal, 6-23 1:46 | UF 24 - UA 7 |
| 3rd | 0:29 | UA - Vaughn 8-yard pass from Kitchens (Brock PAT), 8-48 1:58 | UF 24 - UA 14 |
| | 9:12 | UA - Riddle 5-yard run (Brock PAT), 1-5 0:05 | UF 24 - UA 21 |
| | 5:14 | UF - Anthony 13-yard pass from Wuerffel (Cooper PAT), 10-65 3:58 | UF 31 - UA 21 |
| | 4:06 | UA - Vaughn 94-yard pass from Kitchens (Brock PAT), 3-94 1:08 | UF 31 - UA 28 |
| | 3:09 | UF - Green 85-yard pass from Wuerffel (Cooper PAT), 2-81 0:57 | UF 38 - UA 28 |
| 4th | 14:54 | UF - Anthony 21-yard pass from Wuerffel (Cooper PAT), 3-51 1:23 | UF 45 - UA 28 |
| | 4:32 | UA - Team safety | UF 45 - UA 30 |

TEAM STATISTICS

| | UF | UA |
|---------------------------|---------|---------|
| First Downs | 22 | 13 |
| Rushes-Yards (Net) | 37-69 | 27-27 |
| Passing Yards (Net) | 401 | 269 |
| Passes Att-Comp-Int. | 20-35-2 | 20-46-1 |
| Total Offense Plays-Yards | 72-470 | 73-296 |
| Punt Returns-Yards | 2-12 | 0-0 |
| Kickoff Returns-Yards | 4-83 | 5-85 |
| Punts-Average | 4-37.0 | 8-40.8 |
| Fumbles-Lost | 4-1 | 1-0 |
| Penalties-Yards | 14-95 | 7-45 |
| Possession Time | 29:48 | 30:12 |
| Sacks By: Number-Yards | 5-31 | 4-17 |

INDIVIDUAL STATISTICS

| | |
|----------------------|---|
| Passing | UF - Wuerffel 20-35-401-2 (6 TD) |
| | UA - Kitchens 19-45-264-1 (3 TD), Goss 1-1-5-0 (0 TD) |
| Rushing | UF - Taylor 13-83-0, Williams 3-8-0, T. Jackson 6-8-0, Wuerffel 14-(-11)-0 |
| | UA - Riddle 17-42-1, Alexander 2-5-0, Kitchens 8-(-20)-0 |
| Receiving | UF - Anthony 11-171-3, Green 3-106-1, Hilliard 3-74-1, Williams 1-45-1, Allen 1-4-0, Taylor 1-1-0 |
| | UA - Riddle 6-82-1, Vaughn 5-142-2, Su. Alexander 3-4-0, Buchanan 2-17-0, West 1-17-0, Foust 1-5-0, Goss 1-3-0, C. Alexander 1-(-1)-0 |
| | Sacks |
| Sacks | UF - Beauchamp 1-5, McGrew 1-10, Rutledge 1-9, Chester 1-6 |
| | UA - Pouck 1-5, Sigler 1-4 |
| Interceptions | UF - Weary 1-0 |
| | UA - Powell 1-22, Jackson 1-0 |

2000 SEC CHAMPIONSHIP GAME NO. 7 FLORIDA 28, NO. 18 AUBURN 6

Georgia Dome | Atlanta, Ga.

December 2, 2000 | Attendance: 73,427

Florida won its sixth SEC title in the past 10 years as it took advantage of three Auburn turnovers and jumped out to a 21-0 second quarter lead en route to a 28-6 victory over the Tigers before a 73,427 SEC Championship Game crowd at the Georgia Dome. The victory gave Florida a berth in the Sugar Bowl, a school and SEC record eighth consecutive January bowl game appearance and a school record seventh straight win over Auburn. Florida also won at least 10 games for the eighth time in Steve Spurrier's coaching tenure. Florida capitalized on Auburn's three turnovers to take command. On Auburn's first play from scrimmage, Florida's Mike Nattiel recovered a Tiger fumble following a 10-yard pass play. Five plays later, Florida quarterback Rex Grossman found Reche Caldwell in the end zone for a 10-yard touchdown pass and 7-0 lead. Two series later, Florida's Lito Sheppard prevented an Auburn touchdown as he intercepted a Ben Leard pass at the Gator seven yard line. The interception set up Caldwell's second touchdown reception of the game as he caught a Grossman pass, beat a defender and rambled 66 yards for a 14-0 Gator lead. In the second quarter, Nattiel ended another Auburn scoring threat as he recovered his second fumble of the game at UF's 3 yard line. The turnovers set up an eight play, 97-yard scoring drive which ended in Florida's third score- a 27 yard pass from Grossman to Gaffney. In all, Auburn turned the ball over four times (two interceptions, two fumbles) and had to settle for six points on two Damon Duval field goals. Auburn tailback Rudi Johnson, the SEC's leading rusher who entered the game with a 138.2 yards rushing per game average, was held to 47 yards on 17 carries and no touchdowns. Florida's Earnest Graham rushed for a career-high 169 yards (also a SEC championship game record) on 19 carries and quarterback Rex Grossman completed 17 of 26 passes for 238 yards and four touchdowns. Grossman threw for nine touchdowns against Auburn on the year. Reche Caldwell finished with three receptions for 91 yards and two touchdowns and Jabar Gaffney led the Gators with five catches for 84 yards and a touchdown. Gaffney also set the NCAA Division IA freshman receiving yards record and completes the season with 71 receptions for 1,184 yards and 14 touchdown catches- both NCAA Division IA receiving records for a freshman. Lito Sheppard led the Gator defense with two interceptions while Nattiel finished with two fumble recoveries.

| Score by Quarters | 1 | 2 | 3 | 4 | Score |
|-------------------|----|---|---|---|-------|
| Florida | 14 | 7 | 7 | 0 | 28 |
| Auburn | 0 | 3 | 3 | 0 | 6 |

SCORING SUMMARY

| Qtr | Time | Scoring Play | UF-AU |
|-----|-------|---|--------------|
| 1st | 13:09 | UF - Caldwell 10-yd pass from Grossman (Chandler kick), 5-69 1:31 | UF 7 - AU 0 |
| | 2:42 | UF - Caldwell 66-yd pass from Grossman (Chandler kick), 3-69 1:35 | UF 14 - AU 0 |
| 2nd | 8:19 | UF - Gaffney 27-yd pass from Grossman (Chandler kick), 8-97 2:47 | UF 21 - AU 0 |
| | 0:00 | AU - Duval 44-yd field goal, 5-38 0:35 | UF 21 - AU 3 |
| 3rd | 9:43 | AU - Duval 21-yd field goal, 7-18 3:35 | UF 21 - AU 6 |
| | 5:17 | UF - Haugbrook 12-yd pass from Grossman (Chandler kick), 11-80 4:26 | UF 28 - AU 6 |

TEAM STATISTICS

| | UF | AU |
|---------------------------|---------|---------|
| First Downs | 20 | 19 |
| Rushes-Yards (Net) | 35-191 | 28-120 |
| Passing Yards (Net) | 238 | 208 |
| Passes Att-Comp-Int. | 17-26-1 | 23-43-2 |
| Total Offense Plays-Yards | 61-429 | 71-328 |
| Punt Returns-Yards | 2-30 | 1-13 |
| Kickoff Returns-Yards | 2-44 | 2-34 |
| Punts-Average | 4-44.5 | 5-41.2 |
| Fumbles-Lost | 4-2 | 3-2 |
| Penalties-Yards | 8-61 | 5-19 |
| Possession Time | 28:11 | 31:49 |
| Sacks By: Number-Yards | 1-2 | 1-21 |

INDIVIDUAL STATISTICS

| | |
|----------------------|--|
| Passing | UF - Grossman 17-26-238-1 (4 TD) |
| | AU - Leard 17-30-158-1, Klein 6-13-50-1 |
| Rushing | UF - Graham 19-169, Gillespie 11-45, Grossman 5-(-23) |
| | AU - Evans 8-69, Johnson 17-47, 1-9, 1-(-2), 1-(-3) |
| Receiving | UF - Gaffney 5-84 (TD), Caldwell 3-91 (2 TD), Gillespie 3-19, Walker 2-27, Haugbrook 2-10 (TD), Frazier 1-9, Graham 1-(-2) |
| | AU - Evans 4-45, Diamond 4-42, Green 3-25, Robinson 3-24, Daniels 3-22, Johnson 2-21, Willis 1-10, Worthy 1-10, Carter 1-6, McIntyre 1-3 |
| | Sacks |
| Interceptions | UF - Mitchell 1-2 |
| | AU - Johnson 1-21 |
| Interceptions | UF - Sheppard 2-31 |
| | AU - Crayton 1-3 |

2006 SEC CHAMPIONSHIP GAME NO. 4 FLORIDA 38, NO. 8 ARKANSAS 28

Georgia Dome | Atlanta, Ga.

December 2, 2006 | Attendance: 73,374

Florida scored second-half touchdowns on a muffed punt, a 67-yard run and a pass from a wide receiver en route to defeating No. 8 Arkansas, 38-28, to win its seventh SEC title. With UF trailing 21-17 late in the third quarter, Arkansas fumbled a punt after trying to field it inside its own five-yard line, allowing freshman cornerback Wondy Pierre-Louis to pounce on the ball in the endzone for a touchdown that gave Florida a 24-21 lead. Freshman wide receiver Percy Harvin rushed for a 67-yard touchdown on Florida's first play of the fourth quarter, widening the lead to 31-21. The Hogs quickly cut the margin back to three points, at 31-28, when wide receiver Cedric Washington hit running back Felix Jones for a 29-yard touchdown on a double pass with 12:29 left to play. Florida, however, would strike back on its next drive, marching down the field on an eight-play, 80-yard drive that culminated in a five-yard touchdown pass from junior wide receiver Andre Caldwell to junior tight end Tate Casey to reach the final margin, 38-28. Junior safety Reggie Nelson and junior cornerback Ryan Smith sealed Florida's win with fourth-quarter interceptions, with Smith's coming in his own endzone on Arkansas' final drive. The game got off to a slow start, with Chris Hetland's 33-yard field goal being the only score in the opening quarter. In the second quarter, UF freshman wide receiver Jarred Fayson blocked an Arkansas punt, which senior cornerback Tremaine McCollum recovered at the Hogs' nine-yard line. Senior quarterback Chris Leak plunged into the endzone on the next play to put UF ahead 10-0. Just over four minutes later, Leak threw a 37-yard strike to Harvin, pushing the advantage to 17-0. Leak became Florida's all-time leader in passing yards on the play, breaking Danny Wuerffel's career record of 10,875. The Gators headed into the locker room with a 17-7 lead after Arkansas sophomore quarterback Casey Dick hooked up with junior wideout Marcus Monk on a 48-yard touchdown pass to get the Razorbacks on the board. Arkansas cut the lead to 17-14 on their first drive of the second half behind a two-yard touchdown pass from sophomore running back Darren McFadden to Jones. The Hogs took the lead less than four minutes later when defensive lineman Antwain Robinson intercepted Leak and returned the ball 40 yards for the score, giving Arkansas a 21-17 edge. UF retook the lead on Pierre-Louis' special-teams touchdown on the next series, and would not trail for the remainder of the contest.

| Score by Quarters | 1 | 2 | 3 | 4 | Score |
|-------------------|---|----|----|----|-------|
| Arkansas | 0 | 7 | 14 | 7 | 28 |
| Florida | 3 | 14 | 7 | 14 | 38 |

SCORING SUMMARY

| Qtr | Time | Scoring Play | UA-UF |
|-----|-------|--|---------------|
| 1st | 6:10 | UF - Hetland 33-yd field goal, 6-47 2:25 | UA 0 - UF 3 |
| | 8:54 | UF - Leak 9-yd run (Hetland kick), 1-9 0:29 | UA 0 - UF 10 |
| 2nd | 4:02 | UF - Harvin 37-yd pass from Leak (Hetland kick), 8-74 3:23 | UA 0 - UF 17 |
| | 1:55 | UA - Monk 48-yd pass from Dick (Davis kick), 3-66 2:07 | UA 7 - UF 17 |
| | 12:06 | UA - F. Jones 2-yd pass from McFadden (Davis kick), 7-32 2:18 | UA 14 - UF 17 |
| 3rd | 8:33 | UA - A. Robinson 40-yd interception return (Davis kick) | UA 21 - UF 17 |
| | 3:47 | UF - Pierre-Louis 0-yd fumble recovery (Hetland kick) | UA 21 - UF 24 |
| | 14:22 | UF - Harvin 67-yd run (Hetland kick), 1-67 0:30 | UA 21 - UF 31 |
| | 12:29 | UA - F. Jones 29-yd pass from Washington (Davis kick), 4-63 1:53 | UA 28 - UF 31 |
| 4th | 9:04 | UF - Casey 5-yd pass from Caldwell (Hetland kick), 8-80 3:25 | UA 28 - UF 38 |

TEAM STATISTICS

| | UA | UF |
|---------------------------|---------|---------|
| First Downs | 18 | 17 |
| Rushes-Yards (Net) | 35-132 | 30-202 |
| Passing Yards (Net) | 179 | 194 |
| Passes Att-Comp-Int. | 12-26-3 | 17-31-2 |
| Total Offense Plays-Yards | 61-311 | 61-396 |
| Punt Returns-Yards | 2-(-4) | 5-29 |
| Kickoff Returns-Yards | 4-68 | 3-23 |
| Punts-Average | 6-29.3 | 6-37.3 |
| Fumbles-Lost | 1-1 | 3-0 |
| Penalties-Yards | 5-25 | 8-67 |
| Possession Time | 31:58 | 28:02 |
| Sacks By: Number-Yards | 2-15 | 0-0 |

INDIVIDUAL STATISTICS

| | |
|----------------------|--|
| Passing | UF - Leak 16-30-189-2 (TD), Caldwell 1-1-5-0 (TD) |
| | UA - Dick 10-22-148-2 (TD), McFadden 1-3-2-1 (TD), Washington 1-1-29-0 (TD) |
| Rushing | UF - Harvin 6-105 (TD), Moore 3-32, Tebow 8-31, Leak 11-19 (TD), Cornelius 1-17, Wynn 1-(-2) |
| | UA - McFadden 21-73, Jones 13-57, Mustain 1-2 |
| Receiving | UF - Ingram 6-71, Harvin 5-62 (TD), Caldwell 3-31, Baker 2-25, Casey 1-5 (TD) |
| | UA - Monk 3-69 (TD), Jones 2-31 (2 TD), McFadden 2-27, Williams 2-14, Cleveland 1-18, Houston 1-12, Washington 1-8 |
| | Sacks |
| Interceptions | UF - none |
| | UA - Kelly 1-8, Brown 0.5-3, Smith 0.5-4 |
| Interceptions | UF - Lewis 1-0, Nelson 1-0, Smith 1-0 |
| | UA - Robinson 1-40 (TD), Dacus 1-0 |

2008 SEC CHAMPIONSHIP GAME

NO. 2 FLORIDA 31, NO. 1 ALABAMA 20

Georgia Dome | Atlanta, Ga.

December 6, 2008 | Attendance: 75,892

Florida defeated Alabama in front of a record crowd of 75,892 at the Georgia Dome on Saturday night to claim its eighth SEC title in school history. Florida rushed for 136 yards against an Alabama defense who allowed only 73.6 rushing yards per game - which ranked second in the nation - and scored 31 points on an Alabama defense that allowed just 11.5 points per game (third nationally). The Florida offense drove down the field on its first drive, and junior QB Tim Tebow connected with junior wideout Carl Moore for a 3-yard score. Alabama responded in just two plays, a 64-yard catch by Julio Jones followed by an 18-yard touchdown run from Glen Coffee, tying the game, 7-7. After a three-and-out by the Gator offense, Javier Arenas put Alabama in good field position with a 20-yard punt return. However, the Gator defense forced Alabama to settle for a 30-yard field goal by Leigh Tiffin, giving the Crimson Tide a 10-7 advantage with 3:28 in the first, marking the first time that the Gators trailed in a game since the loss against Ole Miss on Sept. 27, 2008. Following an Alabama fake field goal that was broken up by redshirt sophomore defensive tackle Terron Sanders, junior receiver Riley Cooper had a 51-yard catch to put UF in scoring position. Senior kicker Jonathan Phillips connected on a 19-yard field goal to even the score, 10-10. After forcing a three-and-out from Alabama on the ensuing possession, a 22-yard pass up the seam from Tebow to sophomore tight end Aaron Hernandez gave UF 1st-and-10 from the Alabama five-yard line. Two plays later, Tebow found junior wide receiver David Nelson in the end zone for a five-yard touchdown and a 17-10 lead heading into the locker room at halftime. Alabama opened the second half with a 91-yard, 15-play scoring drive that ate up 6:53 on the clock. Running back Mark Ingram punched it in from two yards out to tie the game, and Alabama took a 20-17 lead following a successful field goal by Tiffin at the end of the third quarter. The Gators answered on the following drive, as freshman running back Jeff Demps rushed for a one-yard score, giving UF a 24-21 lead. The aggressive Gator defense was too much for the Crimson Tide in the final quarter, as junior defensive end Jermaine Cunningham notched a sack to force a three-and-out. Following a punt, UF drove the ball 65 yards to add their final score of the night and increase their lead to 31-20 on a five-yard reception by Cooper. An interception by sophomore cornerback Joe Haden with 1:39 remaining in the game sealed the Gators' SEC title.

| Score by Quarters | 1 | 2 | 3 | 4 | Score |
|-------------------|----|----|----|----|-------|
| Alabama | 10 | 0 | 10 | 0 | 20 |
| Florida | 7 | 10 | 0 | 14 | 31 |

SCORING SUMMARY

| Qtr | Time | Scoring Play | UA-UF |
|-----|------|---|---------------|
| 1st | 8:17 | UF - C. Moore 3-yd pass from Tebow (Phillips kick), 9-59 4:28 | UA 0 - UF 7 |
| | 7:23 | UA - Coffee 18-yd run (Tiffin kick), 2-82 0:54 | UA 7 - UF 7 |
| | 3:28 | UA - Tiffin 30-yd field goal, 5-12 2:15 | UA 10 - UF 7 |
| 2nd | 8:59 | UF - Phillips 19-yd field goal, 8-67 3:51 | UA 10 - UF 10 |
| | 2:59 | UF - Nelson 5-yd pass from Tebow (Phillips kick), 9-57 4:20 | UA 10 - UF 17 |
| 3rd | 6:20 | UA - Ingram 2-yd run (Tiffin kick), 15-91 6:53 | UA 17 - UF 17 |
| | 0:08 | UA - Tiffin 27-yd field goal, 10-65 3:40 | UA 20 - UF 17 |
| 4th | 9:21 | UF - Demps 1-yd run (Phillips kick), 11-62 5:47 | UA 20 - UF 24 |
| | 2:50 | UF - Cooper 5-yd pass from Tebow (Phillips kick), 8-65 4:37 | UA 20 - UF 31 |

TEAM STATISTICS

| | UA | UF |
|---------------------------|---------|---------|
| First Downs | 18 | 19 |
| Rushes-Yards (Net) | 33-136 | 42-142 |
| Passing Yards (Net) | 187 | 216 |
| Passes Att-Comp-Int. | 12-25-1 | 14-22-0 |
| Total Offense Plays-Yards | 58-323 | 64-358 |
| Punt Returns-Yards | 2-20 | 3-25 |
| Kickoff Returns-Yards | 4-95 | 5-121 |
| Punts-Average | 4-41.0 | 3-47.7 |
| Fumbles-Lost | 0-0 | 0-0 |
| Penalties-Yards | 2-31 | 6-45 |
| Possession Time | 27:56 | 32:04 |
| Sacks By: Number-Yards | 1-2 | 1-11 |

INDIVIDUAL STATISTICS

| | |
|----------------------|---|
| Passing | UF - Tebow 14-22-216-0 (3 TD) |
| | UA - Parker Wilson 12-25-187-1 |
| Rushing | UF - Tebow 17-57, Demps 14-53 (TD), Moody 4-23, James 3-7, Murphy 1-4, Rainey 1-1, TEAM 2-(-3) |
| | UA - Coffee 21-112 (TD), Ingram 8-21 (TD), Parker Wilson 3-2, Fitzgerald 1-1 |
| Receiving | UF - Murphy 4-86, Hernandez 3-43, Nelson 3-27 (TD), Cooper 2-56 (TD), C. Moore 1-3 (TD), K. Moore 1-1 |
| | UA - Jones 5-124, Walker 3-37, Hanks 3-19, Coffee 1-7 |
| Sacks | UF - Cunningham 1-11 |
| | UA - Deaderick 0.5-1, Fanney 0.5-1 |
| Interceptions | UF - Haden 1-24 |
| | UA - None |



Quarterback Tim Tebow was voted the Most Valuable Player of the 2008 SEC Championship Game, completing 14-of-22 passes for 216 yards and three touchdowns. He also led the Gators with 57 rushing yards on 17 carries. Tebow's five-yard touchdown pass to Riley Cooper with 2:50 left in the game sealed the victory for UF.

RING OF HONOR

EMMITT SMITH

A unanimous first-team All-America selection, Smith finished seventh in the Heisman Trophy voting in 1989 and ninth in 1987. . . Three-time first-team All-SEC pick. . . SEC Player of the Year in 1989. . . SEC Freshman of the Year in 1987. . . Was enshrined at the College Football Hall of Fame in South Bend, Ind., during the 2006 ceremonies. . . Broke 58 school records en route to rushing for 3,928 yards and 36 touchdowns in only three seasons as a Gator. . . Rushed for 1,599 yards and 16 scores as a junior. . . First-round draft pick by the Dallas Cowboys in 1990. . . Enjoyed 15 seasons in the NFL with the Cowboys and Arizona Cardinals. . . The NFL's all-time leading rusher with 18,355 career yards, 164 touchdowns and three Super Bowl rings. . . Led the NFL in rushing four times (1991-93, 1995) and rushing touchdowns three times (1992, 1994, 1995). . . NFL's Most Valuable Player in 1993, the MVP of Super Bowl XXVIII and made eight Pro Bowls throughout his career. . . Holds the career Super Bowl record for rushing touchdowns with five, and his 175 total touchdowns rank him second to only Jerry Rice's 207 scores. . . Sum of his rushing yards, receiving yards (3,224) and fumble return yards (-15), gave him a total of 21,564 yards from the line of scrimmage, making him one of only four players in NFL history to eclipse the 21,000-combined yards mark. . . Inducted into the College Football Hall of Fame in 2006 and the Pro Football Hall of Fame in 2010. . . Inducted into Florida's Ring of Honor in September 2006.

STEVE SPURRIER

The 1966 Heisman Trophy winner, Spurrier earned All-America status in 1965 and 1966 (unanimous). . . Shattered every school record at the time for game, season and career in passing and total offense on his way to establishing numerous SEC marks. . . Completed 392 passes for 4,848 yards and 36 touchdowns in his UF career. . . Compiled a 122-27-1 record from 1990-2001, the most wins for a Gator coach in school history and a winning percentage (.817) that ranked among the top three in SEC history. . . The 1996 season saw the team capture its first-ever National Championship with a 52-20 win over rival Florida State in the Sugar Bowl. . . Led the Gators to six SEC titles (1991, 1993-96, 2000), second only to Paul "Bear" Bryant, and was a three-time SEC Coach of the Year recipient. . . Only coach in SEC history, and one of only two coaches in major college history, to lead a squad to six-straight seasons of 10 or more wins (1993-98). . . Achieved 100 career victories at Florida in a faster time period (10th season, eighth game) than any major college coach at a school in the 20th century. . . One of only five major college coaches in history and only the second in SEC annals, to lead a school to 100 wins during a decade (102-22-1 at UF from 1990-99). . . Coached UF to back-to-back National Championship Game appearances (1995 and 1996). . . Became the first person to have both won a Heisman Trophy and to have coached a Heisman Trophy winner (Danny Wuerffel in 1996). . . Inducted into Florida's Ring of Honor in September 2006.

DANNY WUERFFEL

Perhaps the most decorated player in Florida's football history, Wuerffel won the 1996 Heisman Trophy while quarterbacking the Gators to the consensus national championship. . . Led the Orange and Blue to four SEC titles and a pair of national championship games. . . Only Heisman Trophy recipient to receive the Draddy Scholarship Trophy, which is presented by the National Football Foundation and the College Football Hall of Fame to the nation's top football scholar-athlete. . . First-team All-America selection in 1995 and 1996 and two-time recipient of the O'Brien National Quarterback of the Year Award in those same campaigns. . . Completed his Gator career completing 708 of 1,170 passes for 10,875 yards with 114 touchdown passes, best in SEC history and second-most in major college history. . . Career pass efficiency rating of 163.56 was the best in major college history and his percentage of passes which went for a touchdown (9.74) ranked first in collegiate history. . . In 1995, his efficiency rating of 178.4 set a single-season collegiate record. . . During his Heisman-winning season of 1996, he completed 207 of 360 passes for 3,625 yards (an SEC record at the time) for 39 touchdowns (leading the nation and tops in SEC history) and his efficiency rating of 170.6 made him the first quarterback to ever post a rating of 170 or better in back-to-back years. . . Named to the Gainesville Sun's UF Team of the Century in 1999 and was chosen the century's top Gator offensive player by that publication. . . Inducted into Florida's Ring of Honor in September 2006.

JACK YOUNGBLOOD

Regarded as best defensive end in Gator history. . . Named to All-SEC team for decade of the 1970's, and went on to become an All-Pro star with the Los Angeles Rams after being a first-round draft selection in 1971. . . Was the Most Outstanding Player in the 1971 Senior Bowl. . . Was enshrined into the College Football Hall of Fame in 1992 and became the first player from Florida to be inducted into the NFL Hall of Fame in 2001. . . After leading the team with 66 tackles in 1969, he made All-America the following season. . . The Rams' defensive captain, he was a three-time winner of the Dan Reeves Award given to that team's Most Valuable Player each season. . . Was All-Pro in 1974, 1975, 1976, 1978 and 1979 and All-NFC seven times. . . Played in seven-straight Pro Bowls following each season from 1973 to 1979. . . Rams played in five NFC championship games and advanced to Super Bowl XIV following the 1979 season. . . Played in a Rams' record 201-consecutive games and only missed one game in 14 seasons, which came in his final year in 1984. . . Inducted into Florida's Ring of Honor in September 2006.

WILBER MARSHALL

A two-time consensus first-team All-American and the 1983 National Defensive Player of the Year, Marshall played linebacker for the Gators from 1980-83. . . ABC Television selected him as the National Defensive Player of the Year in 1983. . . Finalist for the Lombardi Award in both his junior and senior seasons. . . Finished his career with 343 tackles (210 solo), including a school-record 23 quarterback sacks. . . Was selected in 1999 as the Gainesville Sun's Defensive Player of the Century. . . First-round draft pick by the Chicago Bears in 1984 and enjoyed a 12-year career in the NFL. . . Was a three-time All-Pro selection (1986, 1987 and 1992) and also earned a pair of Super Bowl rings with Chicago and Washington. . . In the 1985 season, he was part of a Bears' defensive unit which allowed the fewest yards, rushing yards and points per game in the NFL. . . Won another championship ring with the Redskins in the 1991 season. . . During his dozen NFL seasons, Marshall recorded 45 sacks and intercepted 23 passes, which he returned for 304 yards and three touchdowns. . . Recovered 16 fumbles, returning them for 70 yards and one touchdown. . . Among the few players who have recorded 20 sacks and 20 interceptions in their career. . . Has been nominated for the Pro Football Hall of Fame in Canton, Ohio, and was inducted into the College Football Hall of Fame in 2008. . . Inducted into Florida's Ring of Honor in September 2008.

CRITERIA TO MERIT CONSIDERATION

For a player or coach to merit consideration for induction into the Gator Football Ring of Honor, at least one of the following criteria must be met. In addition, the individual must have been departed from UF for at least five seasons, and he must be in good standing with the institution.

- Heisman Trophy Winners
- Former UF All-Americans Inducted into Pro Football Hall of Fame for Accomplishments as Players
- Former UF All-Americans Who Are NFL Career Category Leaders
- Collegiate Career Category Leaders
- Coaches with UF National Championships
- Coaches with at least three UF SEC Championships
- Players with three or more consensus All-America honors (AP, Walter Camp, Sporting News, AFCA, FWAA, UPI)
- Two-Time National Offensive/Defensive Players of Year (AP, Walter Camp, Sporting News, AFCA, FWAA, UPI)

HEISMAN TROPHY WINNERS

See page 92 for a listing of all of Florida's Heisman Trophy finalists and where they finished in the voting.

- Florida is one of two schools in the SEC to have three Heisman winners.
- Florida is one of nine schools nationally to have three or more winners of the prestigious award.
- Florida is one of only two schools in the nation with three quarterbacks to win the Heisman.
- Florida is one of three schools nationally to have multiple Heisman winners since 1996.
- Steve Spurrier became the first Heisman winner (1966) to coach a Heisman recipient (Danny Wuerffel in 1996).
- Danny Wuerffel is just one of 12 Heisman winners to lead his team to a national championship, pulling off the feat in 1996.
- Tim Tebow became the first sophomore to win the Heisman Trophy, claiming the award in 2007.
- ESPN's telecast of the 2007 Heisman Trophy presentation was the network's most-viewed ever in households and total viewers, and tied for the highest-rated as Tim Tebow won the coveted award.

DID YOU KNOW?

In the 2008 Heisman Trophy race, Tim Tebow finished third overall, but tallied 309 first-place votes, the most first-place points for a non-winner since 1953, when Paul Giel from Minnesota had 366 first-place votes. Giel finished second overall in the voting to John Lattner (Notre Dame).

HEISMAN WINNERS IN THE SEC

(By School)

| FLORIDA | 3 |
|----------------|---|
| Auburn | 3 |
| Georgia | 2 |
| Alabama | 1 |
| LSU | 1 |
| South Carolina | 1 |

HEISMAN WINNERS IN THE STATE OF FLORIDA

(By School)

| FLORIDA | 3 |
|---------------|---|
| Miami | 2 |
| Florida State | 2 |

HEISMAN TROPHY BALLOTING

1966

| Name, School | 1st | 2nd | 3rd | Total |
|--------------------------------|------------|------------|-----------|--------------|
| STEVE SPURRIER, FLORIDA | 433 | 150 | 80 | 1,659 |
| Bob Griese, Purdue | 184 | 95 | 74 | 816 |
| Nick Eddy, Notre Dame | 39 | 120 | 99 | 456 |

1996

| Name, School | 1st | 2nd | 3rd | Total |
|--------------------------------|------------|------------|------------|--------------|
| DANNY WUERFFEL, FLORIDA | 300 | 158 | 147 | 1,363 |
| Troy Davis, Iowa St. | 209 | 206 | 135 | 1,174 |
| Jake Plummer, Arizona St. | 116 | 113 | 111 | 685 |

2007

| Name, School | 1st | 2nd | 3rd | Total |
|---------------------------|------------|------------|------------|--------------|
| TIM TEBOW, FLORIDA | 462 | 229 | 113 | 1,957 |
| Darren McFadden, Arkansas | 291 | 355 | 120 | 1,703 |
| Colt Brennan, Hawaii | 54 | 114 | 242 | 632 |



ALL-AMERICANS

AFC - American Football Coaches Association
 AP - Associated Press
 CP - Central Press

FWAA - Football Writers Association of America
 NBC - National Broadcasting Company
 NEA - Newspaper Enterprise of America

UPI - United Press International

| YEAR | NAME | POSITION | TEAM |
|------|-------------------|------------------|---|
| 1928 | Dale Van Sickle | End | 1st Team AP; 1st Team NEA; 1st Team Grantland Rice |
| 1941 | Fergie Ferguson | End | 1st Team NEA; 1st Team Grantland Rice |
| 1952 | Charles LaPradd | Tackle | 1st Team AP; 1st Team New York News |
| 1956 | John Barrow | Guard | 1st Team FWAA |
| 1958 | Vel Heckman | Tackle | 1st Team FWAA; 3rd Team AP |
| 1960 | Vic Miranda | Guard | Honorable Mention AP |
| 1964 | Larry Dupree | Fullback | 1st Team AFCA |
| | Dennis Murphy | Tackle | 1st Team Football News |
| 1965 | Bruce Bennett | Defensive Back | 1st Team UPI |
| | Charles Casey | Wide Receiver | 1st Team AP; 1st Team AFCA |
| | Larry Gagner | Guard | 1st Team NBC; 1st Team Football News |
| | Lynn Matthews | Defensive End | 1st Team NEA |
| | Steve Spurrier | Quarterback | 1st Team FWAA |
| 1966 | Bill Carr | Center | 1st Team Time; 1st Team Football News |
| | Steve Spurrier | Quarterback | 1st Team AP; 1st Team UPI; 1st Team FWAA; 1st Team AFCA; 1st Team NEA; 1st Team Sporting News; 1st Team Football News; 1st Team Time; 1st Team CP; 1st Team NBC; 1st Team New York News |
| 1968 | Guy Dennis | Guard | 1st Team UPI; 1st Team New York News; 1st Team Walter Camp |
| | Larry Smith | Fullback | 1st Team Sporting News; 1st Team Football News |
| 1969 | Carlos Alvarez | Wide Receiver | 1st Team UPI; 1st Team NEA; 1st Team AFCA; 1st Team Football News; 1st Team New York News; 1st Team Walter Camp; 3rd Team AP |
| | Steve Tannen | Defensive Back | 1st Team Football News; 1st Team Time; Honorable Mention AP |
| | Tommy Durrance | Running Back | Honorable Mention AP |
| | David Ghesquiere | Defensive End | Honorable Mention AP |
| | John Reaves | Quarterback | Honorable Mention AP |
| | Mac Steen | Guard | Honorable Mention AP |
| 1970 | Jack Youngblood | Defensive End | 1st Team CP; 1st Team FWAA; 1st Team Sporting News; 1st Team Football News; 1st Team Time; 2nd Team AP |
| | Jim Yancey | Tight End | Honorable Mention AP |
| 1971 | John Reaves | Quarterback | 1st Team Time |
| 1972 | Fred Abbott | Linebacker | Honorable Mention AP |
| | Nat Moore | Running Back | Honorable Mention AP |
| 1973 | Ricky Browne | Defensive End | Honorable Mention AP |
| | Ralph Ortega | Linebacker | Honorable Mention AP |
| | Jim Revels | Defensive Back | Honorable Mention AP |
| 1974 | Burton Lawless | Guard | 1st Team NEA |
| | Ralph Ortega | Linebacker | 1st Team Time; 1st Team Sporting News |
| | Glenn Cameron | Linebacker | 3rd Team AP |
| | Lee McGriff | Wide Receiver | Honorable Mention AP |
| 1975 | Sammy Green | Linebacker | 1st Team AP; 1st Team NEA; 1st Team FWAA |
| | Jimmy DuBose | Running Back | 2nd Team AP |
| | Mike Williams | Offensive Tackle | Honorable Mention AP |
| 1976 | Wes Chandler | Wide Receiver | 1st Team NEA; 1st Team Football News; 3rd Team AP |
| 1977 | Wes Chandler | Wide Receiver | 1st Team UPI; 1st Team NEA; 1st Team Sporting News; 1st Team Football News; 2nd Team AP |
| | Scot Brantley | Linebacker | Honorable Mention AP |
| | Scott Hutchinson | Guard | Honorable Mention AP |
| 1978 | Cris Collinsworth | Wide Receiver | 2nd Team AP |
| | Scot Brantley | Linebacker | Honorable Mention AP |
| 1979 | Cris Collinsworth | Wide Receiver | Honorable Mention AP |
| | David Little | Linebacker | Honorable Mention AP |
| 1980 | David Little | Linebacker | 1st Team AP; 1st Team FWAA; 1st Team Football News |
| | Cris Collinsworth | Wide Receiver | 1st Team NEA; 2nd Team AP |
| | Chris Faulkner | Tight End | Honorable Mention AP |
| | David Galloway | Defensive Tackle | Honorable Mention AP |
| | Tim Golden | Defensive End | Honorable Mention AP |
| | Tim Groves | Defensive Back | Honorable Mention AP |
| 1981 | David Galloway | Defensive Tackle | 3rd Team AP |
| | Brian Clark | Place Kicker | Honorable Mention AP |
| | Fernando Jackson | Linebacker | Honorable Mention AP |

| | | | |
|------|--------------------|------------------|--|
| | James Jones | Fullback | Honorable Mention AP |
| | Tony Lilly | Defensive Back | Honorable Mention AP |
| | Wilber Marshall | Linebacker | Honorable Mention AP |
| 1982 | Wilber Marshall | Linebacker | 1st Team AP; 1st Team FWAA; 3rd Team Football News |
| | James Jones | Fullback | 3rd Team Football News; Honorable Mention AP; Honorable Mention UPI |
| 1983 | Wilber Marshall | Linebacker | 1st Team AP; 1st Team Walter Camp; 1st Team UPI; 1st Team AFCA; 1st Team Football News |
| | Tony Lilly | Defensive Back | 2nd Team Football News; Honorable Mention AP |
| | Phil Bromley | Center | Honorable Mention AP |
| | Dwayne Dixon | Wide Receiver | Honorable Mention AP |
| | Wayne Peace | Quarterback | Honorable Mention AP |
| 1984 | Lomas Brown | Offensive Tackle | 1st Team AP; 1st Team AFCA; 1st Team FWAA; 1st Team Walter Camp; 1st Team Sporting News; 2nd Team UPI; 3rd Team Football News |
| | Alonzo Johnson | Linebacker | 1st Team Sporting News; 2nd Team Football News; 2nd Team UPI; 3rd Team AP |
| | Phil Bromley | Center | 2nd Team AP; 2nd Team Football News |
| | Tim Newton | Defensive Guard | 2nd Team AP |
| | Neal Anderson | Running Back | Honorable Mention AP |
| | Crawford Ker | Offensive Tackle | Honorable Mention AP |
| | Jeff Zimmerman | Guard | Honorable Mention AP |
| 1985 | Alonzo Johnson | Linebacker | 1st Team Football News; 1st Team Scripps Howard; 1st Team College & Pro Weekly; 1st Team Sporting News; 2nd Team UPI; 3rd Team AP |
| | Jeff Zimmerman | Guard | 1st Team Football News; 1st Team Walter Camp; 1st Team Sporting News; 2nd Team UPI; 3rd Team AP |
| | Neal Anderson | Running Back | Honorable Mention AP |
| | Kerwin Bell | Quarterback | Honorable Mention AP |
| | Jarvis Williams | Defensive Back | Honorable Mention AP |
| | John L. Williams | Fullback | Honorable Mention AP |
| | Keith Williams | Defensive Tackle | Honorable Mention AP |
| 1986 | Jarvis Williams | Defensive Back | 1st Team Football News; 2nd Team Sporting News; Honorable Mention AP |
| | Jeff Zimmerman | Guard | 1st Team Walter Camp; 2nd Team Football News; Honorable Mention AP |
| | Ricky Nattiel | Wide Receiver | 2nd Team Sporting News; Honorable Mention AP |
| | Adrian White | Defensive Back | 2nd Team UPI; Honorable Mention AP |
| | Kerwin Bell | Quarterback | Honorable Mention AP |
| | Clifford Charlton | Linebacker | Honorable Mention AP |
| | Keith Williams | Defensive Tackle | Honorable Mention AP |
| 1987 | Louis Oliver | Defensive Back | 1st Team Sporting News; 2nd Team UPI; 3rd Team Football News; 3rd Team AP |
| | Clifford Charlton | Linebacker | 1st Team Sporting News; Honorable Mention AP |
| | Jarvis Williams | Defensive Back | 1st Team Walter Camp; 1st Team College & Pro Weekly; Honorable Mention AP |
| | David Williams | Offensive Tackle | 2nd Team Football News; Honorable Mention AP |
| | Emmitt Smith | Running Back | Honorable Mention AP |
| | Rhondy Weston | Defensive Tackle | Honorable Mention AP |
| 1988 | Louis Oliver | Free Safety | 1st Team AP; 1st Team AFCA; 1st Team Walter Camp; 1st Team College & Pro Weekly; 1st Team Scripps Howard; 2nd Team Sporting News; 2nd Team Football News |
| | Trace Armstrong | Defensive Tackle | 1st Team Sporting News; 2nd Team Football News; Honorable Mention AP |
| | Jeff Roth | Guard | 2nd Team Sporting News |
| | David Williams | Offensive Tackle | 2nd Team Football News; Honorable Mention AP; Honorable Mention Sporting News |
| | John David Francis | Place Kicker | Honorable Mention AP |
| | Huey Richardson | Linebacker | Honorable Mention Sporting News |
| | Emmitt Smith | Running Back | Honorable Mention AP; Honorable Mention Sporting News |
| | Rhondy Weston | Defensive Tackle | Honorable Mention AP; Honorable Mention Sporting News |

| | | | |
|-------------|------------------|------------------|---|
| 1989 | Emmitt Smith | Running Back | 1st Team AP; 1st Team UPI; 1st Team AFCA; 1st Team Walter Camp; 1st Team Scripps Howard; 1st Team FWAA; 1st Team Football News; 1st Team Sporting News |
| | Richard Fain | Cornerback | 2nd Team UPI; Honorable Mention Sporting News |
| | John Durden | Offensive Tackle | Honorable Mention Sporting News |
| | Godfrey Myles | Linebacker | Honorable Mention Sporting News |
| | Huey Richardson | Linebacker | Honorable Mention Sporting News; Honorable Mention UPI |
| 1990 | Huey Richardson | Linebacker | 1st Team AP; 1st Team Football News; 2nd Team UPI; 2nd Team Sporting News |
| | Will White | Free Safety | 1st Team FWAA; 2nd Team UPI; 2nd Team Sporting News; 3rd Team AP |
| | Kirk Kirkpatrick | Tight End | 2nd Team AP; 2nd Team UPI; 2nd Team Sporting News; 2nd Team Football News |
| | Richard Fain | Cornerback | 2nd Team United-Press International (UPI) |
| | Shane Matthews | Quarterback | Honorable Mention UPI |
| 1991 | Brad Culpepper | Defensive Tackle | 1st Team AP; 1st Team Football News; 1st Team AFCA; 1st Team Scripps Howard; 1st Team Sporting News |
| | Cal Dixon | Center | 2nd Team AP; 2nd Team Football News; 2nd Team Sporting News |
| | Shane Matthews | Quarterback | 2nd Team Football News; 3rd Team AP |
| | Shayne Edge | Punter | 2nd Team Sporting News; Honorable Mention Football News |
| | Hesham Ismail | Guard | 3rd Team AP; Honorable Mention Football News |
| | Arden Czynewski | Place Kicker | Honorable Mention Football News |
| | Willie Jackson | Wide Receiver | Honorable Mention Football News |
| | Tony McCoy | Defensive Tackle | Honorable Mention Football News |
| | Tim Paulk | Linebacker | Honorable Mention Football News |
| | Errict Rhett | Running Back | Honorable Mention Football News |
| | Will White | Free Safety | Honorable Mention Football News |
| 1992 | Shane Matthews | Quarterback | 2nd Team UPI; Honorable Mention Football News |
| | Shayne Edge | Punter | Honorable Mention Football News |
| | Harrison Houston | Wide Receiver | Honorable Mention Football News |
| | Willie Jackson | Wide Receiver | Honorable Mention Football News |
| | Carlton Miles | Linebacker | Honorable Mention Football News; Honorable Mention UPI |
| | Errict Rhett | Running Back | Honorable Mention Football News |
| | Jim Watson | Guard | Honorable Mention Football News |
| | Will White | Free Safety | Honorable Mention Football News |
| 1993 | Judd Davis | Place Kicker | 1st Team UPI; 3rd Team AP; Honorable Mention Football News |
| | Shayne Edge | Punter | Honorable Mention Football News |
| | William Gaines | Defensive Tackle | 3rd Team AP; Honorable Mention UPI; Honorable Mention Football News |
| | Reggie Green | Offensive Tackle | Honorable Mention Football News; Honorable Mention UPI |
| | Jack Jackson | Wide Receiver | Honorable Mention Football News |
| | Willie Jackson | Wide Receiver | Honorable Mention Football News |
| | Larry Kennedy | Cornerback | Honorable Mention Football News |
| | Jason Odom | Offensive Tackle | Honorable Mention Football News |
| | Errict Rhett | Running Back | 1st Team Football News; Honorable Mention United-Press International (UPI) |
| | | Ed Robinson | Linebacker |
| | Jim Watson | Guard | Honorable Mention Football News |
| | Danny Wuerffel | Quarterback | Honorable Mention Football News |
| 1994 | Jack Jackson | Wide Receiver | 1st Team AP; 1st Team AFCA; 1st Team College Sports; 1st Team Football News; 1st Team FWAA; 1st Team Scripps Howard; 1st Team Sporting News; 1st Team UPI |
| | Kevin Carter | Defensive End | 1st Team College Sports; 1st Team Football News; 1st Team Sporting News; 1st Team UPI; 1st Team Walter Camp; 2nd Team AP |
| | Jason Odom | Offensive Tackle | 2nd Team Football News; 3rd Team AP; Honorable Mention UPI |
| | Judd Davis | Place Kicker | Honorable Mention UPI; Honorable Mention Football News |
| | Shayne Edge | Punter | Honorable Mention UPI |
| | Ellis Johnson | Defensive Tackle | Honorable Mention UPI; Honorable Mention Football News |
| 1995 | Jason Odom | Offensive Tackle | 1st Team AP; 1st Team AFCA; 1st Team Football News; 1st Team FWAA; 1st Team Sporting News; 1st Team UPI; 1st Team Walter Camp |

| | | | |
|-------------|-----------------|------------------|--|
| | Danny Wuerffel | Quarterback | 1st Team Football News; 2nd Team AP |
| | Chris Doering | Wide Receiver | 2nd Team AP; 3rd Team Football News |
| | Lawrence Wright | Strong Safety | 3rd Team Football News |
| | Mark Campbell | Defensive End | Honorable Mention Football News |
| | Ben Hanks | Linebacker | Honorable Mention Football News |
| 1996 | Reidel Anthony | Wide Receiver | 1st Team AP; 1st Team Football Writers; 1st Team Sporting News; 1st Team Football News; Honorable Mention Football News |
| | Danny Wuerffel | Quarterback | 1st Team AP; 1st Team Football News; 1st Team AFCA; 1st Team Sporting News |
| | Ike Hilliard | Wide Receiver | 1st Team Football News; 1st Team AFCA; 2nd Team AP; 1st Team Walter Camp |
| | Donnie Young | Guard | 2nd Team Football News; 2nd Team Sporting News |
| | Jeff Mitchell | Center | 3rd Team AP; Honorable Mention Football News |
| | Anthone Lott | Cornerback | 3rd Team Football News |
| | Fred Weary | Cornerback | Honorable Mention Football News |
| 1997 | Jacquez Green | Wide Receiver | 1st Team AP; 1st Team FWAA; 1st Team Walter Camp; 2nd Team Sporting News; 3rd Team Football News |
| | Fred Weary | Cornerback | 1st Team Football News; 1st Team Walter Camp; 1st Team Sporting News; 1st Team AFCA; 2nd Team AP |
| | Fred Taylor | Running Back | 1st Team Walter Camp; 3rd Team AP; 3rd Team Sporting News; Honorable Mention Football News |
| | Ed Chester | Defensive Tackle | 3rd Team AP |
| 1998 | Jevon Kearse | Linebacker | 1st Team Walter Camp; 1st Team Football News; 2nd Team AP; 2nd Team Sporting News |
| | Mike Peterson | Linebacker | 1st Team Sporting News; 2nd Team AP; Honorable Mention Football News |
| | Ed Chester | Defensive Tackle | 2nd Team AP |
| | Travis McGriff | Wide Receiver | 3rd Team AP; 3rd Team Football News; 3rd Team Sporting News |
| | Tony George | Strong Safety | Honorable Mention Football News |
| 1999 | Alex Brown | Defensive End | 1st Team Walter Camp; 1st Team Football News; 2nd Team AP; 3rd Team Sporting News |
| | Jeff Chandler | Place Kicker | 2nd Team AP; 2nd Team Sporting News; Honorable Mention Football News |
| | Darrell Jackson | Wide Receiver | 3rd Team Football News |
| 2000 | Lito Sheppard | Defensive Back | 1st Team AP; 1st Team AFCA; 1st Team CNN/Sports Illustrated; 1st Team FWAA; 1st Team Sporting News; 2nd Team ABC Sports BCS Football.com; 2nd Team College Football News; 2nd Team Sporting News |
| | Jabar Gaffney | Wide Receiver | 1st Team College Football News; 2nd Team ABC Sports BCS Football.com; 3rd Team AP; Honorable Mention Football News |
| | Kenyatta Walker | Offensive Tackle | 2nd Team AP; 2nd Team Walter Camp; 3rd Team Football News |
| | Alex Brown | Defensive End | 2nd Team ABC Sports BCS Football.com; 2nd Team Walter Camp; 3rd Team AP; Honorable Mention College Football News |
| | Mike Pearson | Offensive Tackle | 2nd Team ABC Sports BCS Football.com |
| | Jeff Chandler | Place Kicker | Honorable Mention Football News |
| 2001 | Alex Brown | Defensive End | 1st Team AP; 1st Team Walter Camp; 1st Team FWAA; 2nd Team Sporting News; 2nd Team Football News |
| | Jabar Gaffney | Wide Receiver | 1st Team AP; 1st Team AFCA; 1st Team Walter Camp; 1st Team FWAA; 1st Team Football News; 1st Team Sporting News |
| | Rex Grossman | Quarterback | 1st Team AP; 1st Team Walter Camp; 1st Team Football News; 3rd Team Sporting News |
| | Mike Pearson | Offensive Line | 1st Team AP; 1st Team FWAA; 1st Team Sporting News; 2nd Team Football News |
| | Lito Sheppard | Cornerback | 2nd Team AP; 2nd Team Sporting News |
| | Andra Davis | Linebacker | 2nd Team Sporting News; 3rd Team AP |
| | Zac Zedalis | Center | 4th Team Sporting News |
| | Reche Caldwell | Wide Receiver | Honorable Mention Football News |
| 2002 | Mike Degory | Center | The Sporting News All-Freshman; Scripps/FWAA All-Freshman |

| | | | |
|-------------|------------------|-------------------|--|
| 2003 | Channing Crowder | Linebacker | Scripps/FWAA Freshman All-America Team; Rivals.com Freshman All-America Team |
| | Chris Leak | Quarterback | Scripps/FWAA Freshman All-America Team; Rivals.com Freshman All-America Team |
| | Ray McDonald | Defensive Tackle | Scripps/FWAA Freshman All-America Team |
| | Keiwan Ratliff | Cornerback | 1st Team AP; 1st Team Walter Camp; 1st Team FWAA; 1st Team Sporting News; 1st Team Rivals.com; 1st Team Sports Illustrated.com; 1st Team CSTV |
| | Shannon Snell | Guard | 1st Team Sporting News |
| | Ben Troupe | Tight End | 1st Team Rivals.com; 1st Team Sports Illustrated.com; 1st Team CSTV; 2nd Team AP; 2nd Team Sporting News |
| | Eric Wilbur | Punter | Rivals.com Freshman All-America Team |
| 2004 | Channing Crowder | Linebacker | ESPN All-America Team |
| | Ciattrick Fason | Running Back | Honorable Mention Sports Illustrated.com |
| | Brandon Siler | Linebacker | Scripps/FWAA Freshman All-America Team; Rivals.com Freshman All-America Team |
| 2005 | Chad Jackson | Wide Receiver | Honorable Mention Pro Football Weekly |
| 2006 | Percy Harvin | Wide Receiver | Scripps/FWAA Freshman All-America Team; Rivals.com Freshman All-America Team; 2nd Team Sporting News Freshman All-America Team |
| | Brandon James | Kick Returner | Rivals.com Freshman All-America Team; Honorable Mention Sporting News Freshman All-America Team |
| | Reggie Nelson | Safety | 1st Team Walter Camp; 1st Team AP; 1st Team FWAA; 1st Team All-American Football Foundation; 1st Team Rivals.com |
| | Brandon Siler | Linebacker | 3rd Team AP |
| | Ryan Smith | Cornerback | 2nd Team AP; 3rd Team Rivals.com |
| | Tim Tebow | Quarterback | Honorable Mention Sporting News Freshman All-America Team |
| 2007 | Joe Haden | Cornerback | 1st Team CollegeFootballNews.com Freshman All-America; Honorable Mention Sporting News Freshman All-America Team |
| | Percy Harvin | Wide Receiver | 1st Team Sporting News; 2nd Team Phil Steele; 2nd Team Rivals.com |
| | Aaron Hernandez | Tight End | Honorable Mention CollegeFootballNews.com Freshman All-America |
| | Brandon James | Kick Returner | 1st Team Phil Steele; 2nd Team Sporting News; 2nd Team Rivals.com; Honorable Mention CollegeFootballNews.com |
| | Maurkice Pouncey | Guard | 1st Team Freshman All-America CollegeFootballNews.com; 1st Team Freshman All-America Rivals.com; 2nd Team Sporting News Freshman All-America |
| | Brandon Spikes | Linebacker | Honorable Mention CollegeFootballNews.com |
| | Tim Tebow | Quarterback | 1st Team AP; 1st Team FWAA; 1st Team Walter Camp; 1st Team ESPN.com; 1st Team CBSports.com; 1st Team SI.com; 1st Team Sporting News; 1st Team CollegeFootballNews.com; 1st Team Phil Steele; 1st Team Rivals.com |
| | Major Wright | Safety | 1st Team CollegeFootballNews.com Freshman All-America; 2nd Team Rivals.com Freshman All-America; Honorable Mention Sporting News Freshman All-America |
| 2008 | Ahmad Black | Safety | CollegeFootballNews.com 2nd Team All-Sophomore Selection |
| | Jeff Demps | Running Back | CBSports.com Midseason Freshman All-American; CollegeFootballNews.com All-Freshman Honorable Mention |
| | Carlos Dunlap | Defensive End | CollegeFootballNews.com 2nd Team All-Sophomore Selection |
| | Joe Haden | Cornerback | CollegeFootballNews.com All-Sophomore Selection |
| | Percy Harvin | All-Purpose | 1st Team AFCA; Walter Camp 2nd Team; AP 2nd Team; Sports Illustrated 2nd Team; Phil Steele 2nd Team; Rivals.com 1st Team |
| | Aaron Hernandez | Tight End | CollegeFootballNews.com All-Sophomore Honorable Mention |
| | Will Hill | Safety | CollegeFootballNews.com 2nd Team All-Freshman |
| | Brandon James | Punt Returner | Sporting News 1st Team; Rivals.com 1st Team; Phil Steele 1st Team |
| | | Special Teams | FWAA 1st Team |
| | | Kick Returner | Sports Illustrated Honorable Mention |
| | | Return Specialist | Pro Football Weekly Honorable Mention |
| | Janoris Jenkins | Cornerback | FWAA Freshman All-American; Sporting News' Freshman All-American; CollegeFootballNews.com All-Freshman Selection |
| | Maurkice Pouncey | Center | CollegeFootballNews.com All-Sophomore Selection |
| | Mike Pouncey | Guard | CollegeFootballNews.com All-Sophomore Selection |
| | Chris Rainey | Running Back | CollegeFootballNews.com All-Freshman Honorable Mention |
| | Brandon Spikes | Linebacker | AFCA Coaches'; Walter Camp 1st Team; Sports Illustrated 1st Team; FWAA 1st Team; Sporting News 1st Team; AP 1st Team; Pro Football Weekly Honorable Mention; Phil Steele 1st Team; Rivals.com 1st |

| | | | |
|-------------|------------------|------------------|--|
| | Tim Tebow | Quarterback | Team AP 3rd Team; Sports Illustrated Honorable Mention; Pro Football Weekly Honorable Mention; Phil Steele 2nd Team; Sporting News 2nd Team |
| | Phil Trautwein | Offensive Line | Sports Illustrated 2nd Team; Rivals.com 3rd Team |
| | Major Wright | Defensive Back | CollegeFootballNews.com All-Sophomore Honorable Mention |
| 2009 | Joe Haden | Cornerback | 1st Team AFCA; 1st Team AP; 1st Team FWAA; 1st Team Sporting News; 1st Team Walter Camp; 1st Team CBSports.com; 1st Team CollegeFootballNews.com; 1st Team DB Phil Steele; 1st Team Pro Football Weekly |
| | Aaron Hernandez | Tight End | 1st Team AP; 1st Team Sporting News; 1st Team CollegeFootballNews.com; 2nd Team Phil Steele; Honorable Mention Pro Football Weekly |
| | Omar Hunter | Defensive Tackle | 2nd Team All-Freshmen DL CollegeFootballNews.com |
| | Xavier Nixon | Offensive Line | All-Freshman Honorable Mention OL CollegeFootballNews.com |
| | Maurkice Pouncey | Center | 1st Team FWAA; 1st Team Sporting News; 1st Team Walter Camp; 2nd Team AP; 1st Team CBSports.com; 1st Team CB CollegeFootballNews.com; 1st Team Phil Steele; 1st Team Pro Football Weekly |
| | Mike Pouncey | Offensive Line | 2nd Team AP; 1st Team Pro Football Weekly |
| | Brandon Spikes | Linebacker | 1st Team AP; 1st Team Sporting News; 1st Team Walter Camp; 2nd Team CBSports.com; 2nd Team Phil Steele; Honorable Mention Pro Football Weekly |
| | Tim Tebow | Quarterback | 2nd Team AP; 2nd Team Sporting News; 2nd Team Walter Camp; 3rd Team Phil Steele; Honorable Mention CollegeFootballNews.com |
| 2010 | Ahmad Black | Safety | 1st Team Rivals.com; 2nd Team AP |
| | Andre Debose | Kick Returner | Sporting News All-American All-Freshman Team |
| | Jon Halapio | Offensive Line | Sporting News All-American All-Freshman Team |
| | Chas Henry | Punter | 1st Team Walter Camp; 1st Team AP; 1st Team Scout.com; 1st Team Rivals.com; 1st Team Sporting News |
| | Janoris Jenkins | Cornerback | 3rd Team Rivals.com |
| 2011 | Chaz Green | Offensive Line | 1st Team All-Freshmen Phil Steele; FWAA Freshman All-American |
| | Marcus Roberson | Defensive Back | 2nd Team All-Freshmen Phil Steele |
| | De'Ante Saunders | Defensive Back | 3rd Team All-Freshmen Phil Steele |
| | Caleb Sturgis | Kicker | 1st Team ESPN.com; 2nd Team CBSports.com; 2nd Team Walter Camp; 2nd Team Yahoo! Sports; 2nd Team Sports Illustrated; 2nd Team Rivals.com; 2nd Team AP; 3rd Team Phil Steele; Honorable Mention Pro Football Weekly |

FIRST-TEAM ALL-AMERICANS


1928
END
**Dale
VAN SICKEL**

Florida's first All-American. A two-way offensive and defensive standout. Noted as one of college football's premier pass receivers. Played on the nation's highest-scoring team (336 points in nine games). The late Van Sichel went on to become one of Hollywood's top stunt men for nearly five decades and was twice president of the Motion Picture Stunt Men's Association. Died as a result of complications from injuries in the 1960s.


1941
END
**Forrest "Fergie"
FERGUSON**


Great two-way end that made as many big plays on defense as he did on offense. Star receiver during days of limited passing attacks, he set records which would stand from the early 1940s until the pro-style passing game of the 1960s, including most receptions (43), receiving yards (668), TD passes in a season (five in 1941), longest scoring reception (74 yards from Tommy Harrison vs. Miami in 1941). Injured in Normandy invasion in 1944, awarded DSC for Gallantry in Action, and died of his war wounds in 1954.


1952
TACKLE
**Charlie
LaPRADD**

Rugged lineman who was an Army paratrooper prior to resuming his collegiate career. One of the most outstanding linemen in Florida history, he played offense and defense on the Gators' first bowl team, which won the 1953 Gator Bowl. Later went into coaching at FSU then began a career in athletic administration. Was president of St. John's River Community College from 1966-72. LaPradd passed away on Feb. 1, 2006.


1956
GUARD
**John
BARROW**

Consensus All-American and SEC Lineman of the Year in 1956. Played in 1957 Senior Bowl game, plus North-South game. Went on to become an All-CFL lineman with Hamilton, playing 15 seasons. Retired and became general manager at Toronto and other CFL teams prior to going into business in Canada. His son, Greg, was a letterman Gator tackle in 1980.


1958
TACKLE
**Vel
HECKMAN**

Came out of Pennsylvania to become one of the finest defensive tackles in Gator history. Not unusually big, he made up for it with great quickness and nose for the football. Played in 1959 Senior Bowl game. Following graduation, he went into coaching and finished his career in that area as head football coach at Lakeview of Winter Garden. Still resides in Winter Garden, where he is in private business.


1964
FULLBACK
**Larry
DUPREE**

In 1964, became only the third back in league history to earn first-team All-SEC for the third time. Captain and All-American that season. An explosive, quick and durable runner who was second on the all-time Florida rushing list with 1,725 yards in three seasons. Played in 1965 Coaches' All-American game. Currently in private business in his hometown of MacClenny, Fla.


1965
DEFENSIVE END
**Lynn
MATTHEWS**


Quick, tough and competitive end generally regarded as the finest at his position during the Ray Graves decade at Florida. Three-year starter who capped his career by helping lead Gators to Sugar Bowl berth. Was noted as a "big play" man for his ability to force and recover fumbles and make tackles in enemy backfield. Former president of New York Times Regional Newspapers in Tampa.


1965
DEFENSIVE BACK
**Bruce
BENNETT**

Two-year All-SEC choice named top safety in the league in 1965 and first-team All-American the same season. Set school career record for interceptions with 13, tied for single-game mark with three. Defensive captain of 1966 Sugar Bowl team. Went on to All-CFL stardom with Regina, and after nearly a decade in that league he returned to coach high school football in Georgia. In 1999, named to Gainesville Sun's UF Team of the Century.


1965
GUARD
**Larry
GAGNER**

High school fullback converted to offensive guard. He started two seasons and helped lead the 1965 team into Sugar Bowl. Played in 1966 Senior Bowl and College All-Star game. Started on offensive line for Pittsburgh and Kansas City. Majored in art at Florida and is currently an artist in Tampa.



Charley **CASEY**

1965

END

Two-time All-SEC and leading receiver in league history at the end of his career. Caught 58 passes to top SEC in 1965 and was second-leading career receiver for Florida with 123 catches from 1963-65. Academic All-SEC in 1965. In 1966, he played in Senior Bowl and Coaches' All-America Game. Currently a stockbroker in Ft. Myers.



Steve **SPURRIER**

1965-66

QUARTERBACK

1966 Heisman Trophy Recipient

Two-year All-American, 1966 Heisman Trophy winner and SEC Player of the Year. Broke every school record for game, season and career in passing and total offense and all league records for passing. Was first player in history of Sugar Bowl to win MVP trophy for losing team following 20-18 loss to Missouri in which he broke six game records. Went on to play 10 years of professional football with San Francisco and Tampa, setting a 49ers' game mark by throwing five touchdown passes versus the Chicago Bears. Named to College Football Hall of Fame in 1986. Was inducted into Florida's Ring of Honor in September 2006. Currently the head coach at South Carolina.

| | PA | PC | INT | YDS | PCT | TD |
|---------------|------------|------------|-----------|--------------|-------------|-----------|
| 1966 | 291 | 179 | 8 | 2,012 | .615 | 16 |
| Career | 692 | 392 | 31 | 4,848 | .566 | 36 |



Bill **CARR**

1966

CENTER

Offensive captain of 1967 Orange Bowl team. Started 32 consecutive games at center, earning All-America honors his senior season. Played in 1967 Senior Bowl. Drafted by New Orleans, but ROTC commitment resulted in his entering U.S. Army, where he served in Korea. UF Athletics Director (1980-86). Currently a management consultant in Gainesville.



Larry **SMITH**

1968

RUNNING BACK

In 1968, he became only the fifth offensive back in SEC history to earn All-SEC honors three-straight years. Top career rusher in Gator history with 2,186 yards from 1966-68. Topped career chart in rushing attempts with 520, touchdowns scored with 26 and in points scored with 156. Touchdown run of 94 yards versus Georgia Tech (1967) set Orange Bowl record. Played in NFL for Los Angeles (first-round selection) and Washington. Currently a lawyer in his hometown of Tampa.



Guy **DENNIS**

1968

GUARD

Offensive captain of 1968 team. Two-year All-SEC offensive guard. Came out of rural Walnut Hill in the Panhandle to become one of the finest linemen in Gator history. Played in 1969 North-South Senior Bowl. Played 10 years in the NFL, first with Cincinnati and then Detroit. Currently an executive in Gainesville.



Carlos **ALVAREZ**

1969

WIDE RECEIVER

Consensus All-American in 1969 following a record-breaking season in which he caught 88 passes for 1,329 yards and 12 touchdowns, all still Gator records. Finished career with Gator career marks for receptions (172) and yards (2,563) as well as single-game records for receiving yards (238 vs. Miami) and receptions (15 vs. Miami). Winner of NCAA Post-Graduate Scholarship. Currently a lawyer in Tallahassee. Named to GTE Academic All-America Hall of Fame in 1989. In 1999, named to Gainesville Sun's UF Team of the Century. A 2011 inductee into the College Football Hall of Fame.



Steve **TANNEN**

1969

DEFENSIVE BACK

Two-year All-SEC choice, voted top defensive back in league in 1969. Tied for second in career interceptions for Gators with 11 when he completed career. Returned four punts for touchdowns during his career. Noted as kick blocker on special teams (blocked three in 1969, blocked a punt which was returned for touchdown in 14-13 win over Tennessee in Gator Bowl game). Played for New York Jets in the NFL. In 1999, named to Gainesville Sun's UF Team of the Century.



Jack **YOUNGBLOOD**

1970

DEFENSIVE END

Regarded as best defensive end in Gator history. Named to All-SEC team for decade 1970's. Rugged competitor who went on to become an All-Pro star with the Los Angeles Rams after being a first-round draft selection in 1971. Following his final college season he played in the 1971 Senior Bowl and was named the Most Outstanding Player in the contest. Named to the College Football Hall of Fame in 1992 and Pro Football Hall of Fame in 2001. Was inducted into Florida's Ring of Honor in September 2006. Currently in private business in Orlando. In 1999, he was named to Gainesville Sun's Team of the Century.




John **REAVES**

1971

QUARTERBACK

A first-team All-America selection in 1971 that completed his career (1969-71) as Florida's, the SEC's, and the NCAA's all-time leading passer with 7,581 yards. Also set SEC record for career touchdown passes with 56. A first-round selection in the 1972 NFL Draft by Philadelphia. Played for the Eagles (1972-75), Cincinnati (1975-78), Minnesota (1979) and Houston (1981) in the NFL. Was QB for Steve Spurrier with Tampa Bay of USFL from 1983-85. Served as coach at Florida from 1990-94. Currently in real estate business in Tampa.



1974

GUARD

**Burton
LAWLESS**

Noted as a pulling guard at Florida. Strong and agile, he started for three seasons on offensive line. Played in 1975 College All-Star game and Senior Bowl. Drafted by the Dallas Cowboys and was the only rookie to start in Super Bowl game following year. Pro career ended by serious farming accident. In 1999, named to the Gainesville Sun's UF Team of the Century. Currently in business in Waco, Texas.



1974

LINEBACKER

**Ralph
ORTEGA**

All-SEC two years and All-American in 1974 as he helped lead Gators to Sugar Bowl. Starter for three seasons, during which he made 357 tackles, forced 12 fumbles, recovered eight and intercepted five passes. Played in 1975 College All-Star game. Academic All-American. Went on to play for the Atlanta Falcons and Miami Dolphins. Currently a stockbroker in his hometown of Miami.



1975

LINEBACKER

**Sammy
GREEN**

Alternated between nose guard and linebacker during career in which he started for three seasons. Finished 1975 season with a remarkable 202 total tackles. Averaged eight tackles per game during his career and 13 per game during his All-America season of 1975. Played in 1976 Senior Bowl. Played in the NFL with the Houston Oilers and Seattle Seahawks. Currently a school official in Iowa.



1976-77

WIDE RECEIVER

**Wes
CHANDLER**

Despite playing in run-oriented Wishbone, he was one of the best pass receivers in Gator history, earning first-team All-America in both 1976 and 1977. Caught 92 passes in his career, good for 1,963 yards and a school-record 22 touchdowns. He scored a then school-record 28 touchdowns during career and was the highest scoring non-kicker in Florida history with 172 points. Played in 1978 Senior Bowl and East-West game. An All-Pro wide receiver with the San Diego Chargers before retiring in 1988. He was named the NFL Wide Receiver of the Year in 1982 by the NFL Alumni Association, as well as the NFL Player of the Year. During his NFL career, tallied 559 receptions for 8,966 yards, both all-time highs among former Florida Gators, along with 56 receiving touchdowns. In 1999, named to the Gainesville Sun's UF Team of the Century.



1980

WIDE RECEIVER

**Cris
COLLINSWORTH**

Brilliant all-around player. Ranked fourth in school pass receiving charts and is even tied for NCAA record for longest touchdown pass, 99 yards against Rice as a freshman QB in 1977. During Gator career he caught 120 passes for 1,937 yards and 14 touchdowns. He ran for two other touchdowns and returned a kickoff for another. Academic All-American. In his first three seasons in the NFL, he was an All-Pro wide receiver with Cincinnati. Now the color analyst for the NFL's Sunday Night Football. In 2001, he was inducted into the Verizon Academic All-America Hall of Fame.



1980

LINEBACKER

**David
LITTLE**

Came out of the shadow of his older brother Larry Little, All-Pro guard for years with the Miami Dolphins, to become one of the most outstanding linebackers in a long history of good ones at Florida. Started three years. Intercepted nine passes. Played in 1981 Japan Bowl and East-West game. Had 375 tackles during Gator career. A starter at linebacker for the Steelers for several years. In 1999 named to the Gainesville Sun's UF Team of the Century. Little passed away in 2005.



1981

DEFENSIVE TACKLE

**David
GALLOWAY**

Despite injuries, his career included starting at either defensive end or tackle for the majority of three seasons and he achieved full potential in 1981. Started all 11 games and named All-American. Named Most Outstanding Defensive Player in 1980 Tangerine Bowl. Played in 1982 Olympia Gold Bowl and Hula Bowl. Drafted in the second round in 1982 by the St. Louis Cardinals, where he started for several seasons. Currently a business executive in West Palm Beach.



1982-83

OUTSIDE LINEBACKER

**Wilber
MARSHALL**

One of the finest defensive players in Gator history. Two-time consensus All-America at linebacker. Selected as the ABC-TV Chevrolet Defensive Player of the Year in 1983. A finalist for the Lombardi Award in his last two seasons. Finished outstanding career with 343 tackles (210 solo), including a school-record 23 sacks. Was a first-round choice by the Chicago Bears in 1984. All-Pro in 1986, 1987 and 1992. In 1999, named to the Gainesville Sun's UF Team of the Century. Also chosen UF's Defensive Player of the Century by that publication. Marshall was inducted into the College Football Hall of Fame in July 2008. Was inducted into Florida's Ring of Honor in September 2008.



1984

OFFENSIVE TACKLE

**Lomas
BROWN**

A consensus All-America and SEC choice his senior season in 1984. Received the Jacobs Blocking Trophy (SEC's top blocker) in 1984; a first for UF. He was a starter throughout most of his four years at UF. He started 31 of his last 33 games and had 34 career starts, all at tackle. Participated in both the Hula Bowl and the Senior Bowl. Drafted in first round of NFL Draft by the Detroit Lions in 1985. Selected to the Pro Bowl in 1990, 1991, 1992, 1994 and 1995. In 1999, named to the Gainesville Sun's UF Team of the Century. Played for the Detroit Lions, Arizona Cardinals, Cleveland Browns and New York Giants, appearing in more NFL games (263) than any other former Gator.




1984-85

OUTSIDE LINEBACKER

Alonzo JOHNSON

Was named a first-team All-American by Sporting News in 1984 and 1985. He was a consensus All-SEC choice in each of those respective seasons. He completed his career with a school-record 27 sacks and 55 total TFL. His 12 sacks and 19 TFL in 1985 set single-season UF records. He completed his Gator career with 335 total tackles, ninth-best in school history. In 1985, he was one of five finalists for the Butkus Linebacker of the Year Award. Second-round choice in 1986 NFL Draft by Philadelphia and played two seasons with the Eagles.



1985-86

OFFENSIVE LINE

Jeff ZIMMERMAN

Selected first-team All-America by the Walter Camp Football Foundation and Sporting News in 1985. Became the first non-senior offensive lineman in school history to garner first-team All-America honors. First-team All-America selection by Walter Camp Foundation in 1986. First offensive lineman at UF to be named first-team All-America in two seasons. Selected in the third round of the 1987 NFL Draft by the Dallas Cowboys.




1987

OUTSIDE LINEBACKER

Clifford CHARLTON

A two-time first-team All-SEC choice that was named first-team All-America by Sporting News in 1987. Completed his career with 49 TFL, the third-best total in school history. His 25 sacks ranked as the second-best total in school history. First-round selection in the 1988 NFL Draft by Cleveland and played two seasons.



1987

DEFENSIVE BACK

Jarvis WILLIAMS

A two-time first-team All-SEC choice that was named first-team All-America by the Walter Camp Football Foundation in 1987. Started every game for four-straight seasons (45 consecutive starts). His 10 career interceptions ranked third on the all-time school chart when he completed his career in 1987. Selected in the second round of 1988 NFL Draft by Miami. He played seven seasons with the Miami Dolphins and New York Giants. In 1999, named to the Gainesville Sun's UF Team of the Century.



1987-88

DEFENSIVE BACK

Louis OLIVER

One of the fine success stories in Gator history. Originally joined the UF program as a walk-on in 1984. By the time he graduated in 1988, he had become the first two-time first-team All-America selection as a defensive back in school history. Also, a two-time consensus first-team All-SEC choice. One of three finalists for the Thorpe Defensive Back of the Year Award in 1988. Selected in the first round of the 1989 NFL Draft by Miami and played eight seasons. Set an NFL record in 1992 with a 103-yard interception return, which now ranks as the third-longest in NFL history. In 1999, named to the Gainesville Sun's UF Team of the Century. Currently a business executive in Miami.



1988

DEFENSIVE TACKLE

Trace ARMSTRONG

Played just one year at Florida (1988) after transferring from Arizona State. Had a superb season in 1988, as he registered 19 tackles for lost yardage, the top figure for a defensive lineman in that category in school history. Was a consensus first-team All-SEC choice and was named first-team All-America by Sporting News. Selected in the first round of the 1989 NFL Draft by Chicago. He played 15 years in the NFL with Chicago, Miami and Oakland and was selected for the Pro Bowl in 2000. He served as President of the NFL Players Association for eight years during his NFL playing career. His 106 career sacks in the NFL are most by a former Gator.



1989

RUNNING BACK

Emmitt SMITH

A consensus first-team All-America selection in 1989. Named SEC "Player of the Year" by league coaches in 1989. Finished seventh in 1989 Heisman Trophy balloting. Set 58 UF records and finished with 3,928 rushing yards, the top total in school history and fifth-best in SEC history at the time. A first-team All-SEC selection 1987-89. National Freshman of the Year in 1987 and ninth in Heisman balloting in 1987. First round NFL Draft pick by Dallas in 1990 and was the NFL Rookie of the Year. In 1991-93 and 1995, he led the NFL in rushing and was the NFL MVP in 1993. Holds NFL records for rushing yards (18,355) and rushing touchdowns (164). In 1999, named to the Gainesville Sun's UF Team of the Century. Inducted into Florida's Ring of Honor and into the College Football Hall of Fame in 2006. Inducted into Pro Football Hall of Fame in 2010. Played 15 seasons for Dallas and Arizona and is a three-time Super Bowl champion and seven-time Pro Bowler.



1990

DEFENSIVE END

Huey RICHARDSON

A first-team All-America selection in 1990. One of 12 final nominees for the Lombardi Trophy in 1990. A two-time first-team All-SEC choice. Completed career with 26.5 sacks, second-best in school history, and 50.5 total TFL, third-best in UF history. Recipient of NCAA Post-Graduate Award. A four-time SEC Academic Honor Roll selection, the first player in school history to achieve that status for four consecutive years. First-round selection in the 1991 NFL draft by the Pittsburgh Steelers. Currently a business executive in Atlanta.



1990

FREE SAFETY

Will WHITE

A first-team All-America selection by Football News in 1990 as a sophomore. Second player in UF history to achieve first-team All-America honors as a sophomore. Had seven interceptions in 1990 to tie UF single-season record and ranked second in the nation in that category. One of 15 semifinalists for the Thorpe Award in 1990. A three-time first-team All-SEC choice that completed his career in 1992 with a school-record 14 interceptions. He was drafted in the seventh round of the 1993 NFL Draft by the Phoenix Cardinals.



1991

DEFENSIVE TACKLE

Brad CULPEPPER

Named to several first-team All-America squads in 1991 (AP, Sporting News, Football News, Kodak). The most honored scholar-athlete in the nation in 1991 (First-team Academic All-America, National Football Foundation Scholar-Athlete, Draddy Trophy as nation's top Scholar-Athlete, Toyota National Leadership Award). Set a school record in 1991 for most TFL (21.5) by an interior defensive lineman and also most TFL in a career by an interior lineman with 47.5. In 1999, named to the Gainesville Sun's UF Team of the Century. Played in the NFL for nine seasons with Minnesota, Tampa Bay and Chicago. Currently an attorney in Tampa.



1993

RUNNING BACK

Errict RHETT

Completed his career with 4,163 rushing yards, the top total in school history and fourth-best in SEC history. Caught 153 career passes, the top total in school history for a running back and third-best all-time in UF history. Became the first player in NCAA Division I-A history to rush for over 4,100 yards and catch 140 or more passes. Football News first-team All-America selection in 1993 and a first-team All-SEC choice in 1991 and 1993. Led the SEC in rushing yards in 1991 (1,109) and 1993 (1,289). Joined Emmitt Smith as the only UF players with two 1,000-yard rushing seasons. NFL second-round draft choice by Tampa Bay in 1994. 1994 NFC Offensive Rookie of the Year. He played seven seasons in the NFL for Cleveland, Baltimore and Tampa Bay.



1993

KICKER

Judd DAVIS

A first-team UPI All-America selection in 1993, as a junior. Recipient of 1993 Lou Groza National Place Kicker of the Year Award. First place kicker in UF history to receive first-team All-America honors. The former walk-on completed his career with 225 points, the top total in UF history. Hit 33 of 38 field goals (86.8%) inside 50 yards during his career. Set a SEC record with 65 PATs in 1994 and completed his career with 81 consecutive PATs, also a school record. In 1999 named to the Gainesville Sun's UF Team of the Century.



1994

DEFENSIVE END

Kevin CARTER

Named to several 1994 first-team All-America units (Walter Camp, Football News, UPI). Football News named him one of five finalists for its 1994 National Defensive Player of the Year Award. 1994 semifinalists for the Lombardi Award (nation's top lineman). 42.3 career TFL and 21.8 sacks ranked seventh and fifth, respectively, in UF history when he completed career in 1994. His 11.8 sacks in 1994 was then the third-best seasonal total in school history. Started 38 of his last 39 games at DE. A 1995 NFL first-round selection by the St. Louis Rams. In 1999, named to the Gainesville Sun's UF Team of the Century. 1999 All-Pro Defensive End after leading the NFL and Super Bowl champion St. Louis Rams in sacks. The two-time Pro Bowler finished his career after 14 years in the NFL. He played in 224 consecutive games and never missed a game in his NFL career, tallying 104.5 sacks. Played for St. Louis, Tennessee, Tampa Bay and Miami.



1994

WIDE RECEIVER

Jack JACKSON

Named to numerous first-team All-America squads as a junior in 1994 (AP, Football News, AFCA, UPI). One of three national finalists for the Biletnikoff Award (nation's top wide receiver). Football News named him the SEC's 1994 Offensive Player of the Year after catching 57 passes for 855 yards and 15 touchdowns, then the top seasonal total in SEC history. Completed his career after his junior season in '94 with 29 career touchdown receptions, the top total in UF history and a tie for the best in SEC history. 143 career catches (fourth best) for 2,266 yards (second best) during Gator career. A fourth-round selection by Chicago in the 1995 NFL Draft. Played two seasons in the NFL and additionally played for two years in the AFL.



1995

OFFENSIVE TACKLE

Jason ODOM

Named to virtually every first-team All-America team, including AP, FWAA, AFCA and Walter Camp. Named the recipient of the Jacobs Blocking Trophy as the SEC's premier blocker for second-straight year in 1995, the first player since 1982 to capture the award in back-to-back years. One of three finalists for the Outland Trophy, as well as one of 12 semifinalists for the Lombardi Award. A four-year starter who played in 49 games with 46 starts. Drafted in the fourth round of the 1996 NFL Draft by the Tampa Bay Buccaneers, he played for five seasons (1996-2000).



1995-96

QUARTERBACK

Danny WUERFFEL

1996 Heisman Trophy Recipient

A first-team All-America selection in 1995 and 1996 and the Heisman Trophy recipient in 1996. A two-time recipient of the O'Brien National Quarterback of the Year Award (1995-96). Finished his career completing 708 of 1,170 passes for 10,875 yards (fifth-best in major college history) with 114 touchdown passes, best in SEC history and second best in major college history. Career pass efficiency rating of 163.56 was best in major college history and his percentage of passes which went for a touchdown (9.74) ranked first in collegiate history. In 1995, his efficiency rating of 178.4 set a single-season collegiate record. In his Heisman-winning season of 1996, he completed 207 of 360 passes for 3,625 yards (SEC record) for 39 touchdowns (led the nation and tops in SEC history) and his efficiency rating of 170.6 made him the first QB to ever post a rating of 170 or better in back-to-back years. A two-time recipient of the GTE Academic All-America of the Year Award for football and the 1996 recipient of the Draddy Trophy (presented annually to the nation's premier scholar-athlete). Selected in the fourth round of 1997 NFL Draft by New Orleans. Played with the Saints (1997-99), Green Bay Packers (2000), Chicago Bears (2001) and Washington Redskins (2002). In 1999, named to the Gainesville Sun's UF Team of the Century. Also chosen the century's top Gator offensive player by that publication. Was inducted into Florida's Ring of Honor in September 2006. Currently serves as the Executive Director of Desire Street Ministries, which works to revitalize impoverished neighborhoods through spiritual and community development.

| | PA | PC | INT | YDS | PCT | TD |
|---------------|--------------|------------|-----------|---------------|-------------|------------|
| 1996 | 360 | 207 | 13 | 3625 | .575 | 39 |
| Career | 1,170 | 708 | 42 | 10,875 | .605 | 114 |

**1996**

WIDE RECEIVER

Reidel ANTHONY

Gained All-America honors after a superb year in 1996 in which he caught 72 passes (second-best in UF history) for 1,293 yards (second-best in UF history and third-best in SEC history) for 18 touchdowns. 18 touchdown catches led the nation in 1996 and set a SEC single-season record. One of three finalists for the Biletnikoff Award as the nation's top receiver. Finished his career with 126 catches (seventh-best in UF history) for 2,274 yards (second-best in Gator history) and 26 touchdown catches (third-top total in school history). Selected in first round of 1997 NFL Draft by Tampa Bay and played five seasons with the Buccaneers. Currently a high school football coach in Ocala.

**1996**

WIDE RECEIVER

Ike HILLIARD

Gained first-team All-America honors from AFCA, Walter Camp and Football News. Had 47 catches for 900 yards in 1996 with 10 touchdowns, the second-best total in the SEC in 1996. Finished his career with 126 catches (seventh-best in UF history) for 2,214 yards (fourth-best in school history) and 29 touchdowns (second-best total in SEC history). His TD/catch ratio of 4.34 (29 TDs/126 catches) ranked second-best in UF history. Selected in first round of 1997 NFL Draft by New York Giants. He played 12 seasons in the NFL, recording 546 career receptions for 6,397 yards and 35 touchdowns.

**1997**

DEFENSIVE BACK

Fred WEARY

First-team All-America honors in 1997 from The Sporting News, Football News, American Football Coaches Association and Walter Camp Foundation. One of three finalists in 1997 for the Thorpe Award as the nation's top defensive back. Completed his career with 15 interceptions, tops in school history, and his six interceptions in 1997 were the second-best seasonal total in UF history. A two-time (1996, 1997) first-team All-SEC choice. He was a fourth-round draft pick by the Saints in 1998 and played six NFL seasons for New Orleans, Atlanta and St. Louis.

**1997**

WIDE RECEIVER

Jacquez GREEN

A first-team All-America selection in 1997 by the AP and Walter Camp. One of three finalists in 1997 for the Biletnikoff Award. In 1997, he caught 61 passes for 1,024 yards (fourth-highest seasonal total in UF history) with nine touchdown catches. A consensus first-team All-SEC choice in 1997. Completed his junior year in 1997 with 113 career catches for 2,181 yards (fifth-best season total in UF history) and 23 career touchdown catches. A 1998 second-round draft selection by Tampa Bay, he went on to play five years with Tampa Bay, Washington and Detroit. In 1999, named to the Gainesville Sun's UF Team of the Century.

**1997**

RUNNING BACK

Fred TAYLOR

A first-team All-American selection in 1997 by the Walter Camp Foundation. In 1997, he was UF's leading rusher with 1,292 yards on 214 carries (6.0 avg.) and 13 touchdowns (led team). He had eight 100-yard rushing performances during the season. Was a third-team All-America pick by the AP and Sporting News as well as a first-team All-SEC selection. Was a first-round selection in the 1998 NFL Draft by the Jacksonville Jaguars. He ranks No. 15 on the NFL's all-time rushing yards list with 11,695 and had seven 1,000-yard rushing seasons. Retired from the NFL after the 2010 season after a 13-year career with the Jaguars and Patriots.

**1998**

LINEBACKER

Jevon KEARSE

A first-team All-America selection in 1998 by Walter Camp Football Foundation and Football News. A consensus first-team All-SEC choice that was named the AP SEC Defensive Player of the Year. One of three finalists for the Butkus Award and also one of three finalists for the Bednarik National Defensive Player of the Year Award. One of 12 semifinalists for the Lombardi Award in 1998. Entered the NFL Draft after his junior year and was a first-round selection in 1999 by the Tennessee Titans. 1999 NFL Defensive Rookie of the Year selection. Played 11 seasons with the Titans and Philadelphia.

**1998**

LINEBACKER

Mike PETERSON

A first-team All-America selection in 1998 by Sporting News. A first-team All-SEC choice. Led nationally-ranked Gator defense in tackles with 127, a total that also ranked second in the SEC in 1998. A second-round selection in 1999 NFL Draft by Indianapolis. NFL's leading tackler in 2000. Has played 11 seasons for the Atlanta Falcons, Jacksonville Jaguars and Indianapolis Colts after being a second-round selection by the Colts in 1999.

**1999-2000**

DEFENSIVE END

Alex BROWN

First defensive lineman in school history to earn first-team All-America honors twice (1999, 2001). In 1999, he set a school single-season sack record (13) and became just the third sophomore in Gator history to earn first-team All-America honors and the first ever on the defensive side of the ball. Also gained first-team All-America honors in 2001 and was a finalist for the Lombardi Award that year. Completed his career with a school-record 33 career sacks. He was a fourth-round draft pick by Chicago and played eight years for the Bears before signing with New Orleans prior to the 2010 season.

**2000**

DEFENSIVE BACK

Lito SHEPPARD

Became just the fourth sophomore - and second on defense - in UF history to earn first-team All-America recognition when chosen for that honor in 2000 by the Football Writers Association of America. Just the second sophomore defensive back in school history to earn first-team All-America recognition. A consensus first-team All-SEC selection in 2000-01. A first-round selection in 2002 NFL Draft by Philadelphia. A two-time Pro Bowler has played with Philadelphia, the N.Y. Jets, Minnesota and Oakland.



2001

WIDE RECEIVER

Jabar
GAFFNEY

A consensus first-team All-America selection as a redshirt sophomore in 2001, only the second sophomore wide receiver in school history to achieve that distinction. A finalist for the Biletnikoff Award that season as the nation's premier wide receiver. His 27 touchdown catches over the course of the 2000-01 seasons ranked as the most for a player over the course of their combined freshman and sophomore seasons in major college history. National Freshman Player of the Year in 2000. A second-round selection in 2002 NFL Draft by the Houston Texans, has played 10 seasons for Houston, New England, Denver and Washington



2001

QUARTERBACK

Rex
GROSSMAN

Became the first sophomore quarterback in school history to garner first-team All-America honors in 2001. The runner up for the Heisman Trophy that year (only the fifth sophomore ever to rank in the top two of that balloting), and was named the National Player of the Year by the AP. His 55 combined touchdown passes in 2000-01 ranked as the most for a player over the course of their combined freshman and sophomore seasons in major college history. Chosen in the first round by the Chicago Bears in the 2003 NFL Draft. He has played nine NFL seasons with Chicago, Houston and Washington. Started Super Bowl XLI for the Bears.



2001

OFFENSIVE TACKLE

Mike
PEARSON

A two-time first-team All-SEC choice who garnered first-team All-America honors in 2001 from the AP, Football Writers Association of America and Sporting News. A second-round selection in the 2002 NFL Draft by Jacksonville. He played five seasons in the NFL for the Jaguars and Houston Texans.



2003

CORNERBACK

Keiwan
RATLIFF

Named to nearly every All-American team, including AP, Walter Camp, FWAA and Sporting News. One of three Jim Thorpe Award finalists. Established the Florida single-season interception record with nine. Was the third Gator in history to be honored and the first defensive back to claim the title of SEC Defensive Player of the Year. Led the defense with a career-high three interceptions vs. Arkansas, tying a school-record, one he returned for a 44-yard touchdown. Played on the special teams as well and holds the UF career punt return yard record with 860. In his nine seasons in the NFL. He played for Cincinnati, Indianapolis, Tampa Bay and Pittsburgh.



2003

GUARD

Shannon
SNELL

A first-team All-American selection by Sporting News. One of only two Gators on the offensive line to start every game at the same position, lining up at left guard in every contest in 2003. Saw time in 46 games with 36 starts during his career.



2006

SAFETY

Reggie
NELSON

A consensus first-team All-America honoree, who was a finalist for the Jim Thorpe and Bronko Nagurski Awards. Selected to the Walter Camp All-America Defense, as well as the Football Writers Association of America All-America Defense. Earned first-team All-America accolades from the AP. Tabbed for the All-American Football Foundation's All-America squad. Named a first-team All-American by Rivals.com. Collected 2006 first-team All-SEC honors from both the league's coaches and the AP. Honored with the 2006 Jack Tatum Award by the Touchdown Club of Columbus and the 2006 Vince Dooley Award as the nation's top defensive back. A first-round selection in the 2007 NFL Draft by Jacksonville.



2007-08

WIDE RECEIVER

Percy
HARVIN

A dual-threat wide receiver and running back that was a first-team All-American selection by Sporting News as a sophomore and by AFCA and Rivals.com as a junior in 2008. A semifinalist for the 2007 Biletnikoff Award, which honors the nation's top wide receiver. The first player in school history to have 100 yards rushing and receiving in a single game. Holds school records for most career yards rushing by a wide receiver (1,852) and most rushing yards in a single season by a wide receiver (764, 2007). Finished his career with 32 touchdowns, the most ever by a Gator wide receiver (19 rushing, 13 receiving). Averaged 11.6 yards per touch in his career. Was named MVP of the 2006 SEC Championship Game. Was a first-round selection in the 2009 NFL Draft by the Minnesota Vikings and went on to be named to the AP Offensive Rookie of the Year.



2007

QUARTERBACK

Tim
TEBOW

2007 Heisman Trophy Recipient

The first sophomore ever to win the Heisman Trophy, Davey O'Brien Trophy and Maxwell Award. Named a first-team All-American by the AP, Walter Camp, Sporting News, Football Writers Association, CollegeFootballNews.com, ESPN.com, CBSsportsline.com and Phil Steele. Named the Player of the Year by the AP and CBSsports.com. A first-team Academic All-American. Recipient of the Walter V. Campbell Trophy in 2009. First player in NCAA history to pass and run for 20-or-more touchdowns in a single season. His 23 rushing touchdowns set an SEC record among all players and an NCAA single-season record for quarterbacks. Passed for 32 touchdowns and his 55 touchdowns in 2007 combined established an SEC record. The only player in Division I-A history to have rushed and passed for at least one touchdown in 14 straight games. Set a single-season record for UF in total offense with 4,181 yards. At the conclusion of his collegiate career, he also held the SEC career records for most touchdowns responsible for (145), most rushing touchdowns (57), most total offense (12, 232 yards) and lowest pass attempt to interception ratio (1:62.2 passes). A member of the winningest class in SEC history, finishing their career at 48-7. Selected in the first round of the 2010 NFL Draft by the Denver Broncos.

| | PA | PC | INT | YDS | PCT | TD |
|---------------|------------|--------------|------------|--------------|-------------|-----------|
| 2007 | 350 | 234 | 6 | 3,286 | 66.9 | 32 |
| Career | 995 | 661 | 16 | 9,285 | 66.4 | 88 |
| | Runs | Yards | Avg. | TD | | |
| 2007 | 210 | 895 | 4.3 | 23 | | |
| Career | 692 | 2,947 | 4.3 | 57 | | |



Brandon JAMES

2008

SPECIAL TEAMS

One of the premier return specialists in SEC history, he shattered numerous records en route to earning All-America honors from Sporting News and the FWAA. A player who possessed the ability to shift a game's momentum with one touch of the ball was also honored as an All-American by Phil Steele and Rivals.com. The first-team All-SEC selection was the 2008 SEC Special Teams Player of the Year, in addition to being proclaimed one of Sporting News' 20 most indispensable players in 2008. The only player in conference history to amass more than 4,000 yards as a kick returner. Holds SEC career records for kick returns (229), kick return yards (4,089), yards gained per return (21.35), kickoff returns (112), kickoff return yards (2,718). Set new standards for Florida for kickoff return yards in a season (841), as well as punt return marks for returns in a career (117), yards (1,371), yards in a season (510) and in a game (155) and is tied for most punt returns for touchdown in a career (4) and in a season (2). Finished his career as a member of the winningest class in SEC history, with 48-7 record over four years.




Brandon SPIKES

2008-09

LINEBACKER

A consensus All-American, who was selected as the Chevrolet Defensive Player of the Year in 2008. Also collected All-American honors from Phil Steele, Rivals.com and Sports Illustrated. A finalist for the Bronko Nagurski, Chuck Bednarik and Dick Butkus Awards, as well as a two-time semifinalist for the Lombardi Award and quarterfinalist for the Lott Trophy. A two-year captain of the winningest class in SEC history, going 48-7 over four years, finishing his career with 307 total tackles, 31.5 TFL, 14 pass breakups and 6.5 sacks. The only player in Florida's history to return four interceptions for touchdowns. Garnered first team All-SEC honors from the AP, Coaches' and Sporting News. During the 2008 BCS Championship run, he led the team in tackles (93) and was a driving force on a defense which led the SEC in many defensive categories: points per game (12.9), red zone defense (69.2%), fourth down conversions allowed (33.3%) and turnover margin (1.57). Named the 2008 SEC Defensive MVP by Sporting News. Was a second-round selection in the 2010 NFL Draft by the New England Patriots. As a rookie he had 61 combined tackles and an interception.



Joe HADEN

2009

CORNERBACK

The consensus All-American was named the 2009 Defensive MVP of the Year by Sporting News. A first-team selection by the AP, AFCA, FWAA, Sporting News, Walter Camp, CBSSports.com, Phil Steele, CollegeFootballNews.com and Pro Football Weekly. Named to the first-team All-SEC by the Coaches, AP, Sporting News and Phil Steele. Was the first true freshman to start at cornerback for Florida on opening day in 2007, starting in all 40 games he played in for the Gators. Anchored a defense which led the conference in pass defense (152.8 yards/game) during his junior season. Finished his career with 218 total tackles, 34 pass breakups, eight interceptions and 3.5 sacks. Entered the 2010 NFL draft as a junior and was selected by the Cleveland Browns with the seventh overall pick. As a rookie for the Browns, he had 57 solo tackles and six interceptions and was named NFL Defensive Rookie of the Month in November.



Aaron HERNANDEZ

2009

TIGHT END

The first tight end in school history to be named an All-American, collecting honors from the AP and Sporting News. The first player from the SEC to be given the John Mackey Award, bestowed annually to the best collegiate tight end. Led the nation with 850 receiving yards and 68 catches by a tight end during the 2009 season, the most for his position in the SEC in over a decade. Established UF records for receptions by a tight end in a single season and in a career (111). Caught for 50-or-more yards in 14 games, accumulating 1,382 yards in three seasons as a Gator. Selected to the first-team All-SEC by the AP, Coaches, Phil Steele and Sporting News in 2009. Was a fourth-round selection in the 2010 NFL Draft by the New England Patriots. As a rookie he accumulated 563 yards receiving on 45 catches, including six touchdowns.



Maurkice POUNCEY

2009

CENTER

A first-team All-American selection by the Walter Camp Football Foundation, Football Writers of America Association and Sporting News. Awarded the Rimington Trophy, given to the nation's best center, after the 2009 season. In 2009, collected 30 knock downs and earned a first-team All-SEC selection by the AP, Coaches and Sporting News. Started at right guard as a true freshman, making 40 starts in 41 career games as a Gator. Entered the 2010 NFL Draft after his junior season and was selected 18th overall by the Pittsburgh Steelers. As a rookie he started every regular season game and was selected to represent the AFC as a center in the pro bowl.



Chas HENRY

2010

PUNTER

A first-team All-American selected by the AP, Scout.com, Rivals.com, and Sporting News. Awarded the Ray Guy Trophy, given to the nation's best punter, after the 2010 season. In 2010, he set a Florida single-season record with a punting average of 45.1 yards, while 16 of his 50 punts were 50 yards or more. He earned a first-team All-SEC selection by the AP, Coaches and Phil Steele. Signed as an undrafted free agent with the Philadelphia Eagles.

ALL-SEC

| YEAR | PLAYER | TEAM | HONORED BY | |
|------------------|--------------------|-----------------|------------|---------|
| 1933 | Hal Starbuck | Second | AP | |
| | Welcome Shearer | Third | AP | |
| 1934 | Julius Brown | Second | AP | |
| | William Stark | Third | AP | |
| 1935 | Billy Chase | Third | AP | |
| 1936 | Walter Mayberry | Second | AP | |
| 1937 | Walter Mayberry | First | AP | |
| 1938 | Frank Kocsis | Third | AP | |
| 1939 | Clark Goff | Third | AP | |
| 1940 | Forrest Ferguson | Third | AP | |
| | Julius Battista | Third | AP | |
| 1941 | Forrest Ferguson | Second | AP | |
| | Milton Hull | Third | AP | |
| | Tom Harrison | Third | AP | |
| 1944 | Bobby Forbes | Third | AP | |
| 1945 | Jack White | Third | AP | |
| 1946 | Broughton Williams | Third | AP | |
| 1947 | Bobby Forbes | Second | AP | |
| 1948 | Charles Hunsinger | First | AP | |
| 1949 | Charles Hunsinger | First | AP | |
| | Jimmy Kynes | Third | AP | |
| 1950 | Haywood Sullivan | Second | AP, UPI | |
| | Charles LaPradd | Third | AP | |
| 1951 | Carroll McDonald | Second | AP | |
| | Bobby Flowers | Second | AP | |
| | Charles LaPradd | Second | AP, UPI | |
| | Joe D'Agostino | Second | AP | |
| Haywood Sullivan | Third | AP, UPI | | |
| | 1952 | Charlie LaPradd | First | AP, UPI |
| Joe D'Agostino | | First | AP, UPI | |
| Rick Casares | | Second | AP, UPI | |
| Charles Ware | | Second | AP | |
| Dewayne Douglas | | Third | AP | |
| Buford Long | | Third | AP, UPI | |
| Arlen Jumper | | Third | AP | |
| 1953 | Joe D'Agostino | First | UPI | |
| | | Second | AP | |
| Dan Hunter | Third | AP | | |
| | 1954 | Mal Hammack | Second | AP |
| Steve DeLaTorre | | Third | AP, UPI | |
| Ray Brown | | Third | AP | |
| Jackie Simpson | | Third | UPI | |
| 1955 | Steve DeLaTorre | First | AP, UPI | |
| | Jackie Simpson | Third | AP, UPI | |
| 1956 | John Barrow | First | AP, UPI | |
| | Jackie Simpson | Second | UPI | |
| Jimmy Rountree | Third | AP | | |
| | 1957 | Jimmy Rountree | First | AP |
| | | Second | UPI | |
| Charlie Mitchell | | Second | AP, UPI | |
| Dan Pelham | | Second | UPI | |
| Don Fleming | Third | AP | | |
| | 1958 | Don Fleming | First | AP, UPI |
| | | Val Heckman | First | AP, UPI |
| Dave Hudson | Third | AP | | |
| 1959 | Dave Hudson | First | UPI | |
| | | Third | AP | |
| | Danny Royal | Third | AP | |
| 1960 | Vic Miranda | First | AP, UPI | |
| | Pat Patchen | First | UPI | |
| | | Second | AP | |
| | Larry Libertore | Second | AP, UPI | |
| Jim Beaver | Third | AP | | |
| | Don Goodman | Third | AP, UPI | |
| 1961 | Jim Beaver | Second | UPI | |
| | | Third | AP | |
| Don Goodman | Third | AP, UPI | | |
| | 1962 | Larry Dupree | First | AP, UPI |
| Frank Lasky | | Second | AP | |
| Anton Peters | | Second | UPI | |
| Sam Holland | | Third | AP | |
| 1962 | Larry Travis | Third | AP, UPI | |
| | Lindy Infante | Third | AP | |
| 1963 | Larry Dupree | First | AP, UPI | |
| | Dennis Murphy | Second | AP | |
| Third | UPI | | | |
| | Jack Katz | Third | UPI | |
| | 1964 | Charley Casey | First | AP |
| | | Second | UPI | |
| Larry Gagner | | First | AP | |
| Bill Richbourg | | First | AP | |
| Bruce Bennett | | First | AP | |
| Larry Dupree | | First | UPI | |
| | Second | AP | | |

| | | | |
|-------------------|--------------------|---------------|---------|
| Lynn Matthews | Second | AP | |
| | Allen Trammell | Second | AP |
| | Dennis Murphy | Third | UPI |
| | Bill Richbourg | Third | UPI |
| Steve Spurrier | Third | UPI | |
| | 1965 | Charles Casey | First |
| Larry Beckman | | First | AP, UPI |
| Steve Spurrier | First | AP, UPI | |
| Bruce Bennett | First | AP, UPI | |
| Larry Gagner | First | UPI | |
| Barry Brown | Second | AP | |
| | Lynn Matthews | Second | AP |
| 1966 | Bill Carr | First | AP, UPI |
| | Steve Spurrier | First | AP, UPI |
| | Larry Smith | First | AP, UPI |
| | Richard Trapp | First | AP, UPI |
| | Jim Benson | First | UPI |
| | Second | AP | |
| 1967 | Guy Dennis | First | AP, UPI |
| | Larry Smith | First | AP, UPI |
| | Richard Trapp | First | AP, UPI |
| | Wayne Barfield | First | AP |
| | Don Glordano | Second | AP |
| 1968 | Guy Dennis | First | UPI |
| | Larry Smith | First | UPI |
| | Steve Tannen | First | UPI |
| | | Second | AP |
| Guy Dennis | Second | AP | |
| Larry Smith | Second | AP | |
| 1969 | Carlos Alvarez | First | AP, UPI |
| | John Reaves | First | AP |
| | David Ghesquiere | First | AP |
| | Mac Steen | First | UPI |
| | | Second | AP |
| | Don Williams | Second | AP |
| Tommy Durrance | First | UPI | |
| | Second | AP | |
| Steve Tannen | Second | AP | |
| 1970 | Jim Yancey | First | AP |
| | Jack Youngblood | First | AP, UPI |
| 1971 | Carlos Alvarez | Second | AP |
| | Fred Abbott | Second | AP |
| | John Reaves | Second | AP |
| 1972 | Nat Moore | First | AP, UPI |
| | Fred Abbott | First | AP, UPI |
| | Paul Parker | Second | AP |
| | Ricky Browne | Second | AP |
| Jim Revels | Second | AP | |
| 1973 | Ricky Browne | First | AP |
| | Ralph Ortega | First | AP, UPI |
| | Jim Revels | First | AP |
| | Lee McGriff | Second | AP |
| | Burton Lawless | Second | AP |
| | Jimmy Ray Stephens | Second | AP |
| David Hitchcock | Second | AP | |
| 1974 | Lee McGriff | First | AP, UPI |
| | Glenn Cameron | First | AP |
| | Preston Kendrick | First | UPI |
| | Ralph Ortega | First | UPI |
| | | Second | AP |
| Randy Talbot | First | UPI | |
| Burton Lawless | Second | AP | |
| Paul Parker | Second | AP | |
| Wayne Fields | Second | AP | |
| 1975 | Mike Williams | First | AP, UPI |
| | Jimmy DuBose | First | AP, UPI |
| | David Posey | First | AP |
| | Sammy Green | First | AP, UPI |
| | Gerald Loper | Second | AP |
| | Robbie Moore | Second | AP |
| | Don Gaffney | Second | AP |
| Darrell Carpenter | Second | AP | |
| Henry Davis | Second | AP | |
| 1976 | Wes Chandler | First | AP |
| | Alvin Cowans | First | UPI |
| | | Second | AP |
| | Jimmy Stephens | Second | AP |
| David Forrester | Second | AP | |
| Robbie Moore | Second | AP | |
| Darrell Carpenter | Second | AP | |
| 1977 | Wes Chandler | First | AP, UPI |
| | Scott Hutchinson | First | AP, UPI |
| | Scott Brantley | First | AP, UPI |
| | Tony Green | First | UPI |
| | | Second | AP |

| | | | | |
|------------------|--------------------|-------------------|------------------|---------|
| Berj Yepremian | Second | AP | | |
| | Charlie Williams | Second | AP | |
| | 1978 | Cris Collinsworth | First | AP, UPI |
| | | Berj Yepremian | First | AP |
| Scott Brantley | | First | AP, UPI | |
| Don Swafford | | Second | AP | |
| Michael Dupree | Second | AP | | |
| David Little | Second | AP | | |
| 1979 | Cris Collinsworth | First | AP, UPI | |
| | David Little | Second | AP | |
| 1980 | Cris Collinsworth | First | AP, UPI | |
| | Chris Faulkner | First | AP, UPI | |
| | David Little | First | AP, UPI | |
| | Tim Golden | Second | AP | |
| | David Galloway | Second | AP | |
| Tim Groves | Second | AP | | |
| Mark Dickert | Second | AP | | |
| 1981 | James Jones | First | AP, UPI | |
| | Brian Clark | First | AP | |
| | David Galloway | First | AP, UPI | |
| | Wilber Marshall | First | AP | |
| | Fernando Jackson | Second | AP | |
| | Tony Lilly | Second | AP | |
| 1982 | James Jones | First | AP | |
| | Wilber Marshall | First | AP, UPI | |
| | Dan Fike | Second | AP | |
| | Tony Lilly | Second | AP | |
| 1983 | Dwayne Dixon | First | AP, UPI | |
| | Phil Bromley | First | AP | |
| | Wilber Marshall | First | AP, UPI | |
| | Tony Lilly | First | AP | |
| | Lomas Brown | Second | AP | |
| | John Hunt | Second | AP | |
| Wayne Peace | Second | AP | | |
| Neal Anderson | Second | AP | | |
| Tim Newton | Second | AP | | |
| Ray Criswell | Second | AP | | |
| 1984 | Lomas Brown | First | AP, UPI, Coaches | |
| | Phil Bromley | First | AP, UPI, Coaches | |
| | Tim Newton | First | AP, UPI, Coaches | |
| | Alonzo Johnson | First | AP, UPI, Coaches | |
| | Crawford Ker | Second | AP | |
| | Jeff Zimmerman | Second | AP | |
| 1985 | Kerwin Bell | Second | AP | |
| | Neal Anderson | Second | AP | |
| | John L. Williams | Second | AP | |
| | Jeff Zimmerman | First | AP, UPI, Coaches | |
| | Kerwin Bell | First | AP, UPI | |
| | Neal Anderson | First | AP, UPI | |
| Alonzo Johnson | First | AP, UPI, Coaches | | |
| John L. Williams | Second | AP | | |
| Keith Williams | Second | AP | | |
| Jarvis Williams | Second | AP | | |
| 1986 | Ricky Nattiel | First | AP, UPI, Coaches | |
| | Keith Williams | First | AP, UPI | |
| | Clifford Charlton | First | AP | |
| | Adrian White | First | AP, Coaches | |
| | Jarvis Williams | First | UPI, Coaches | |
| | | Second | AP | |
| Jeff Zimmerman | First | UPI, Coaches | | |
| | Second | AP | | |
| Kerwin Bell | Second | AP | | |
| 1987 | Emmitt Smith | First | AP, UPI, Coaches | |
| | Rhondy Weston | First | AP | |
| | Clifford Charlton | First | AP, UPI | |
| | Louis Oliver | First | AP, UPI | |
| | Jeff Roth | First | UPI | |
| | David Williams | Second | AP | |
| Jarvis Williams | Second | AP | | |
| 1988 | David Williams | First | AP, UPI, Coaches | |
| | Emmitt Smith | First | AP, UPI, Coaches | |
| | Trace Armstrong | First | AP, UPI, Coaches | |
| | Louis Oliver | First | AP, UPI, Coaches | |
| | Jeff Roth | First | Coaches | |
| | John David Francis | Second | AP | |
| Rhondy Weston | Second | AP | | |
| 1989 | Emmitt Smith | First | AP, UPI, Coaches | |
| | Richard Fain | First | AP, Coaches | |
| | Huey Richardson | First | UPI, Coaches | |
| | Second | AP | | |
| John Durden | First | Coaches | | |
| | Second | AP | | |
| 1990 | Kirk Kirkpatrick | First | AP, Coaches | |
| | Shane Matthews | First | AP, UPI, Coaches | |
| | Huey Richardson | First | AP, UPI, Coaches | |
| cont. | | | | |

2012 FLORIDA FOOTBALL

| | | | |
|----------------------|-------------------|--------|------------------|
| 1990 <i>cont.</i> | Will White | First | AP, UPI, Coaches |
| | Richard Fain | First | AP, Coaches |
| | Tim Paulk | First | UPI |
| | Cal Dixon | First | UPI |
| | Godfrey Myles | First | Coaches |
| | Ernie Mills | Second | AP |
| | | First | UPI |
| | | Second | AP |
| | Chris Bromley | Second | AP |
| | Mark Murray | Second | AP |
| 1991 | Brad Culpepper | Second | AP |
| | Tim Paulk | Second | AP |
| | Hesham Ismail | First | AP, Coaches |
| | Cal Dixon | First | AP, Coaches |
| | Shane Matthews | First | AP, Coaches |
| | Brad Culpepper | First | AP, Coaches |
| | Tony McCoy | First | AP |
| | Will White | First | AP, Coaches |
| | Shane Edge | First | AP, Coaches |
| | Arden Czynzewski | First | Coaches |
| 1992 | Tim Paulk | Second | AP |
| | Ephesians Bartley | First | Coaches |
| | | First | Coaches |
| | Errict Rhett | Second | AP |
| | Willie Jackson | Second | AP |
| | Mark White | Second | AP |
| | Willie Jackson | First | AP, Coaches |
| | Shane Matthews | First | AP, Coaches |
| | Carlton Miles | First | AP |
| | | Second | Coaches |
| 1993 | Will White | Second | AP |
| | Jim Watson | Second | AP |
| | Errict Rhett | Second | AP |
| | Kevin Carter | Second | AP |
| | Reggie Green | First | AP, Coaches |
| | Jim Watson | First | AP |
| | Errict Rhett | First | AP, Coaches |
| | William Gaines | First | AP, Coaches |
| | Jack Jackson | Second | AP, Coaches |
| | Jason Odom | Second | AP, Coaches |
| 1994 | Shayne Edge | Second | AP, Coaches |
| | Jack Jackson | First | AP, Coaches |
| | Jason Odom | First | AP, Coaches |
| | Judd Davis | First | AP |
| | | Second | Coaches |
| | Kevin Carter | First | AP, Coaches |
| | Ellis Johnson | First | AP, Coaches |
| | Larry Kennedy | First | Coaches |
| | Ben Hanks | First | Coaches |
| | | Second | AP |
| 1995 | Shayne Edge | Second | AP, Coaches |
| | Dexter Daniels | Second | Coaches |
| | Chris Doering | First | AP, Coaches |
| | Jason Odom | First | AP, Coaches |
| | Reggie Green | First | AP, Coaches |
| | Danny Wuerffel | First | AP |
| | | Second | Coaches |
| | Mark Campbell | First | AP, Coaches |
| | Ben Hanks | First | AP, Coaches |
| | Lawrence Wright | First | AP, Coaches |
| 1996 | Dexter Daniels | First | Coaches |
| | Anthone Lott | Second | AP |
| | Ike Hilliard | Second | AP |
| | Donnie Young | Second | AP, Coaches |
| | Donnie Young | First | AP, Coaches |
| | Jeff Mitchell | First | AP, Coaches |
| | Reidel Anthony | First | AP, Coaches |
| | Danny Wuerffel | First | AP, Coaches |
| | Ed Chester | First | AP, Coaches |
| | James Bates | First | AP, Coaches |
| 1997 | Anthone Lott | First | AP, Coaches |
| | Lawrence Wright | First | AP, Coaches |
| | Fred Weary | First | AP, Coaches |
| | | Second | AP |
| | Ike Hilliard | First | AP |
| | | Second | AP |
| | Jacquez Green | First | AP, Coaches |
| | Fred Taylor | First | AP, Coaches |
| | Mike Moten | First | AP, Coaches |
| | Fred Weary | First | AP, Coaches |
| 1998 | Teako Brown | First | AP |
| | | Second | Coaches |
| | Jevon Kearse | First | Coaches |
| | Ed Chester | Second | AP |
| | Chris Leak | Second | AP |
| | Mo Mitchell | First | Coaches |
| | O.J. Small | Second | AP |
| | Eric Wilbur | Second | AP |
| | | Second | AP |
| | Johnny Rutledge | Second | AP |

| | | | |
|------|--------------------|--------|-------------|
| 1998 | Travis McGriff | First | AP, Coaches |
| | Reggie McGrew | First | AP, Coaches |
| | Jevon Kearse | First | AP, Coaches |
| | Zach Piller | First | Coaches |
| | Johnny Rutledge | First | Coaches |
| | Teako Brown | First | Coaches |
| | | Second | AP |
| | Tony George | First | Coaches |
| | Zach Piller | Second | AP |
| | Ed Chester | Second | AP, Coaches |
| 1999 | Willie Cohens | Second | AP |
| | Mike Peterson | Second | AP, Coaches |
| | Johnny Rutledge | Second | AP |
| | Darrell Jackson | First | AP, Coaches |
| | Jeff Chandler | First | AP, Coaches |
| | Bo Carroll | First | AP |
| | Alex Brown | First | AP, Coaches |
| | Cooper Carlisle | First | Coaches |
| | | Second | AP |
| | Kenyatta Walker | Second | AP, Coaches |
| 2000 | Cheston Blackshear | Second | AP, Coaches |
| | Gerard Warren | Second | AP, Coaches |
| | Jabar Gaffney | First | AP, Coaches |
| | Kenyatta Walker | First | AP, Coaches |
| | Lito Sheppard | First | AP, Coaches |
| | Todd Johnson | First | AP |
| | Alex Brown | First | Coaches |
| | | Second | AP |
| | Mike Pearson | First | Coaches |
| | | Second | AP |
| 2001 | Rex Grossman | Second | AP |
| | Jeff Chandler | Second | AP, Coaches |
| | Gerard Warren | Second | AP, Coaches |
| | Jabar Gaffney | First | AP, Coaches |
| | Mike Pearson | First | AP, Coaches |
| | Rex Grossman | First | AP, Coaches |
| | Jeff Chandler | First | AP |
| | | Second | Coaches |
| | Alex Brown | First | AP, Coaches |
| | Andra Davis | First | AP |
| 2002 | Lito Sheppard | Second | Coaches |
| | Todd Johnson | First | AP, Coaches |
| | | Second | AP |
| | Zac Zedalis | First | Coaches |
| | | Second | AP |
| | Reche Caldwell | Second | AP, Coaches |
| | Earnest Graham | Second | AP |
| | Ian Scott | Second | AP |
| | Taylor Jacobs | First | AP, Coaches |
| | Keiwan Ratliff | First | AP |
| 2003 | | Second | Coaches |
| | Bam Hardmon | Second | AP |
| | | Second | H.M. |
| | Todd Johnson | Second | AP, Coaches |
| | Rex Grossman | Second | Coaches |
| | Guss Scott | Second | Coaches |
| | Ian Scott | Second | AP |
| | Shannon Snell | Second | Coaches |
| | Aaron Walker | Second | AP, Coaches |
| | David Jorgensen | H.M. | Coaches |
| 2004 | Clint Mitchell | H.M. | Coaches |
| | Mike Nattiel | H.M. | Coaches |
| | Shannon Snell | H.M. | Coaches |
| | Max Starks | H.M. | Coaches |
| | Keiwan Ratliff | First | AP, Coaches |
| | Ben Troupe | First | AP, Coaches |
| | Channing Crowder | First | AP |
| | | Second | Coaches |
| | Max Starks | First | Coaches |
| | | Second | AP |
| 2005 | Daryl Dixon | Second | Coaches |
| | Bobby McCray | Second | AP, Coaches |
| | Guss Scott | Second | AP |
| | Eric Wilbur | Second | AP |
| | Mike Degory | Second | Coaches |
| | | Second | H.M. |
| | Earl Everett | Second | Coaches |
| | Channing Crowder | First | Coaches |
| | | Second | AP |
| | Mike Degory | Second | AP, Coaches |
| 2006 | Ciatrix Fason | First | AP |
| | | Second | Coaches |
| | Jarvis Herring | H.M. | AP |
| | Matt Leach | H.M. | AP |
| | Chris Leak | Second | AP |
| | Mo Mitchell | First | Coaches |
| | O.J. Small | Second | AP |
| | Eric Wilbur | Second | AP, Coaches |
| | | Second | AP |
| | | Second | AP |

| | | | |
|-----------|---------------------|-------------|------------------|
| 2005 | Chad Jackson | First | AP |
| | | Second | Coaches |
| | Mike Degory | First | AP, Coaches |
| | Dee Webb | First | AP |
| | | Second | Coaches |
| | Randy Hand | Second | AP, Coaches |
| | Chris Leak | Second | AP |
| | Chris Hetland | Second | AP, Coaches |
| | Jeremy Mincey | Second | AP |
| | | Second | Coaches |
| 2006 | Marcus Thomas | H.M. | AP |
| | Dallas Baker | First | Coaches |
| | Earl Everett | First | Coaches |
| | | Second | AP |
| | Ray McDonald | First | Coaches |
| | Reggie Nelson | First | AP, Coaches |
| | Steve Rissler | First | Coaches |
| | Ryan Smith | First | AP |
| | | Second | Coaches |
| | Derrick Harvey | Second | Coaches |
| 2007 | Chris Leak | Second | Coaches |
| | Drew Miller | Second | Coaches |
| | Brandon Siler | Second | Coaches |
| | Phil Trautwein | Second | AP, Coaches |
| | | Second | Coaches |
| | Percy Harvin | First | AP |
| | | Second | Coaches |
| | Brandon Spikes | First | AP, Coaches |
| | Tim Tebow | First | AP, Coaches |
| | Derrick Harvey | Second | Coaches |
| 2008 | | H.M. | AP |
| | Cornelius Ingram | Second | AP, Coaches |
| | Brandon James | Second | AP, Coaches |
| | Carlton Medder | Second | Coaches |
| | Drew Miller | H.M. | AP |
| | Jim Tartt | Second | Coaches |
| | Ahmad Black | Second | Coaches |
| | | H.M. | AP |
| | Jermaine Cunningham | Second | AP |
| | Carlos Dunlap | Second | AP |
| Joe Haden | Second | AP, Coaches | |
| 2009 | Percy Harvin | First | AP (All-Purpose) |
| | | Second | Coaches |
| | Chas Henry | Second | AP (WR) |
| | Brandon James | Second | Coaches |
| | | First | Coaches |
| | | H.M. | AP |
| | Jonathan Phillips | H.M. | AP |
| | Maurkice Pouncey | H.M. | AP |
| | Mike Pouncey | Second | Coaches |
| | | H.M. | AP |
| 2010 | Brandon Spikes | First | AP, Coaches |
| | Tim Tebow | First | AP, Coaches |
| | Phil Trautwein | First | AP, Coaches |
| | Jason Watkins | H.M. | AP |
| | Ahmad Black | H.M. | AP |
| | Riley Cooper | Second | AP |
| | Jermaine Cunningham | Second | AP, Coaches |
| | Carlos Dunlap | First | AP, Coaches |
| | Joe Haden | First | AP, Coaches |
| | Chas Henry | Second | AP |
| 2011 | Aaron Hernandez | First | AP, Coaches |
| | Maurkice Pouncey | First | AP, Coaches |
| | Mike Pouncey | First | AP, Coaches |
| | Brandon Spikes | First | AP, Coaches |
| | | Second | AP |
| | Ryan Stamper | Second | Coaches |
| | Tim Tebow | First | AP, Coaches |
| | Ahmad Black | First | AP, Coaches |
| | Chas Henry | First | AP, Coaches |
| | Janoris Jenkins | First | AP |
| 2012 | | Second | Coaches |
| | Mike Pouncey | Second | AP |
| | Chris Rainey | First | Coaches |
| | | Second | (All-Purpose) |
| | Caleb Sturgis | First | AP, Coaches |
| | Jaye Howard | H.M. | AP |

SEC PLAYERS OF THE WEEK

| | | |
|------|----------|---|
| 1985 | Sept. 27 | Kerwin Bell (offense) |
| | Oct. 4 | Alonzo Johnson (defense) |
| | Nov. 2 | Alonzo Johnson (defense) |
| 1986 | Aug. 30 | Kerwin Bell (offense) |
| | Nov. 1 | Kerwin Bell (offense), Keith Williams (defense) |
| | Nov. 8 | Clifford Charlton (defense) |
| 1987 | Sept. 19 | Emmitt Smith (offense), Louis Oliver (defense) |
| 1988 | Sept. 24 | Emmitt Smith (offense) |
| | Oct. 1 | Richard Fain (defense) |
| 1989 | Sept. 23 | Emmitt Smith (offense), Harvey Thomas (defense) |
| | Oct. 7 | Huey Richardson (defense) |
| | Oct. 14 | Emmitt Smith (co-offense) |
| | Oct. 21 | Emmitt Smith (co-offense) |
| 1990 | Sept. 15 | Will White (defense) |
| | Nov. 3 | Ephesians Bartley (co-defense), Huey Richardson (co-defense) |
| | Nov. 10 | Shane Matthews (offense), Tim Paulk (defense) |
| | Nov. 17 | Shane Matthews (offense) |
| 1991 | Sept. 7 | Shane Matthews (offense) |
| | Sept. 14 | Errict Rhett (offense) |
| | Sept. 28 | Brad Culpepper (defense) |
| | Oct. 12 | Larry Kennedy (defense) |
| | Nov. 2 | Willie Jackson (offense), Tim Paulk (defense) |
| | Nov. 9 | Shane Matthews (offense) |
| | Nov. 30 | Darren Mickell (co-defense), Harvey Thomas (co-defense) |
| 1992 | Sept. 12 | Errict Rhett (offense) |
| | Oct. 31 | Shane Matthews (offense) |
| | Nov. 7 | Carlton Miles (defense) |
| | Nov. 21 | Shane Matthews (defense) |
| 1993 | Oct. 2 | Danny Wuerffel (offense) |
| | Oct. 30 | Errict Rhett (offense) |
| | Nov. 6 | Terry Dean (offense) |
| 1994 | Oct. 1 | Kevin Carter (defense) |
| | Nov. 12 | Anthone Lott (defense) |
| 1995 | Sept. 9 | Anthone Lott (defense) |
| | Sept. 16 | Danny Wuerffel (offense) |
| | Oct. 14 | Danny Wuerffel (offense) |
| | Oct. 28 | Lawrence Wright (defense) |
| | Nov. 11 | Mark Campbell (defense) |
| | Nov. 18 | Chris Doering (offense) |
| | Nov. 25 | Danny Wuerffel (offense) |
| 1996 | Aug. 31 | Fred Weary (defense) |
| | Sept. 21 | Danny Wuerffel (offense) |

| | | |
|------|------------|-----------------------------------|
| | Sept. 28 | Jacquez Green (offense) |
| | Oct. 5 | Danny Wuerffel (offense) |
| | Oct. 19 | Danny Wuerffel (offense) |
| 1997 | Sept. 6 | Doug Johnson (offense) |
| | Sept. 20 | Tony George (defense) |
| | Sept. 27 | Fred Wuerfel (defense) |
| | Oct. 18 | Mike Peterson (defense) |
| | Nov. 15 | Fred Taylor (offense) |
| | Nov. 22 | Ed Chester (defense) |
| 1998 | Oct. 10 | Travis McGriff (offense) |
| | Oct. 17 | Teako Brown (defense) |
| | Oct. 31 | Tony George (defense) |
| 1999 | Sept. 4 | Shaun Ellis (defense) |
| | Sept. 18 | Alex Brown (defense) |
| | Oct. 30 | Alex Brown (defense) |
| 2000 | Sept. 16 | Jesse Palmer (offense) |
| | Oct. 14 | Rex Grossman (offense) |
| | Nov. 9 | Jabar Gaffney (offense) |
| 2001 | Sept. 1 | Rex Grossman (offense) |
| | Sept. 22 | Robert Gillespie (offense) |
| | Oct. 6 | Alex Brown (defense) |
| | Oct. 27 | Rex Grossman (offense) |
| | Nov. 10 | Andra Davis (defense) |
| 2002 | Sept. 21 | Rex Grossman (offense) |
| | Sept. 28 | Keiwan Ratliff (defense) |
| | Nov. 2 | Guss Scott (defense) |
| 2003 | Sept. 27 | Johnny Lamar (defense) |
| | Oct. 11 | Matt Leach (special teams) |
| | Oct. 18 | Keiwan Ratliff (defense) |
| | Nov. 1 | Matt Leach (special teams) |
| 2004 | Sept. 25 | Gatrick Fason (offense) |
| | Oct. 2 | Chris Leak (offense) |
| | Nov. 13 | Chris Leak (offense) |
| | Nov. 20 | Ray McDonald (defense) |
| 2005 | Sept. 1-5 | Chris Hetland (special teams) |
| | Sept. 17 | Chris Hetland (special teams) |
| | Sept. 24 | Mike Degory (offensive lineman) |
| | Oct. 8 | Jeremy Mincey (defensive lineman) |
| | Oct. 29 | Drew Miller (offensive lineman) |
| | | Jeremy Mincey (defensive lineman) |
| | Nov. 5 | Chris Leak (offense) |
| | | Markus Manson (freshman) |
| | Nov. 25-26 | Jarvis Herring (defense) |
| | | Randy Hand (offensive lineman) |
| 2006 | Sept. 11 | Percy Harvin (freshman) |
| | Sept. 18 | Earl Everett (defense) |
| | Oct. 2 | Reggie Nelson (defense) |
| | Oct. 9 | Tim Tebow (freshman) |
| | | Eric Wilbur (special teams) |

| | | |
|------|----------|--|
| | Oct. 30 | Ray McDonald (defensive lineman) |
| | Nov. 6 | Jarvis Moss (defensive lineman) |
| | Nov. 13 | Jarvis Moss (special teams) |
| | Nov. 20 | Riley Cooper (freshman) |
| | Nov. 27 | Chris Leak (offense) |
| 2007 | Sept. 17 | Tim Tebow (offense) |
| | Sept. 24 | Tim Tebow (offense) |
| | Nov. 12 | Tim Tebow (offense) |
| | Nov. 26 | Drew Miller (offensive lineman) |
| 2008 | Sept. 1 | Brandon James (special teams) |
| | Sept. 8 | Jermaine Cunningham (defensive lineman) |
| | Sept. 22 | Brandon James (special teams) |
| | Oct. 6 | Jeff Demps (freshman) |
| | | Maurkice Pouncey (offensive lineman) |
| | Oct. 13 | Brandon Spikes (defense) |
| | Oct. 27 | Jeff Demps (special teams) |
| | Nov. 3 | Joe Haden (defense) |
| | Nov. 10 | Tim Tebow (offense) |
| | Nov. 17 | Percy Harvin (offense) |
| | | Jermaine Cunningham (defense) |
| | Nov. 24 | Chris Rainey (freshman) |
| | Dec. 1 | Tim Tebow (offense) |
| | | Carlos Dunlap (defensive lineman) |
| 2009 | Sept. 5 | Brandon James (co-special teams) |
| | Sept. 12 | Tim Tebow (offense) |
| | Sept. 26 | Marcus Gilbert (offensive lineman) |
| | Oct. 17 | Caleb Sturgis (special teams) |
| | Nov. 7 | Chas Henry (special teams) |
| | Nov. 16 | Joe Haden (defense) |
| | Nov. 28 | Tim Tebow (offense) |
| | Nov. 28 | Mike Pouncey (offensive lineman) |
| 2010 | Sept. 4 | Jaye Howard (defensive lineman) |
| | Sept. 11 | Jeff Demps (special teams) |
| | | Mike Pouncey (offensive lineman) |
| | Sept. 18 | Jelani Jenkins (freshman) |
| | Sept. 25 | Trey Burton (freshman) |
| | Oct. 30 | Trey Burton (freshman) |
| | | Chas Henry (special teams) |
| | Nov. 8 | Chris Rainey (special teams) |
| 2011 | Sept. 5 | Jaye Howard (co-defensive lineman) |
| | Sept. 19 | Chris Rainey (co-offense) |
| | | Caleb Sturgis (special teams) |
| | Sept. 26 | Jaye Howard (defensive lineman) |
| | Nov. 7 | Jeff Demps (offense) |

ALL-STAR GAMES

BATTLE OF FLORIDA

| | |
|------|--------------------|
| 2011 | DE William Green |
| | WR Deonte Thompson |
| | OL Dan Wenger |

EAST-WEST SHRINE GAME

| | |
|------|-----------------------|
| 1925 | HB Edgar Jones |
| 1971 | QB John Reaves |
| | RB Mike Rich |
| 1977 | WR Wes Chandler |
| 1980 | LB David Little |
| 1983 | QB Wayne Peace |
| 1984 | OT Crawford Ker |
| 1985 | OLB Patrick Miller |
| 1988 | DT Rhondy Weston |
| | FS Louis Oliver |
| | OT David Williams |
| 1989 | FB Cedric Smith |
| | OT John Durden |
| 1990 | OLB Godfrey Myles |
| 1991 | DT Brad Culpepper |
| | OLB Ephesians Bartley |
| | C Cal Dixon |
| 1992 | FS Will White |
| 1993 | WR Harrison Houston |
| | WR Willie Jackson |
| | RB Errict Rhett |
| 1994 | DB Larry Kennedy |
| | DT Ellis Johnson |
| 1995 | DL Mark Campbell |

| | |
|------|--------------------|
| | WR Chris Doering |
| 1999 | OT Cooper Carlisle |
| | QB Doug Johnson |
| 2000 | PK Jeff Chandler |
| 2003 | OG Shannon Snell |
| 2005 | DB Vernell Brown |
| | OL Randy Hand |
| 2006 | WR Dallas Baker |
| | DE Steven Harris |
| | QB Chris Leak |
| 2007 | OL Drew Miller |
| 2011 | QB John Brantley |

FLORIDA ALL-STAR GRIDIRON CLASSIC

| | |
|------|-----------------------|
| 1998 | DE Tim Beauchamp |
| | DB Teako Brown |
| | DE Willie Cohen |
| | WR Travis McGriff |
| 1999 | OG Cheston Blackshear |
| | OT Cooper Carlisle |
| | QB Doug Johnson |
| | LB Keith Kelsey |
| | TE Erron Kinney |
| 2000 | RB Bo Carroll |
| | DT Derrick Chambers |
| | FB Rod Frasier |
| | DT Buck Gurley |
| | QB Jesse Palmer |
| | WR Alex Willis |

| | |
|------|---------------------------|
| 2001 | DB Bennie Alexander |
| | LB Travis Carroll |
| | RB Robert Gillespie |
| | OL Tommy Moody |
| | OL Zac Zedalis |
| 2002 | LB Bam Hardmon |
| | DE Marcus Oquendo-Johnson |
| 2003 | RB Ran Carthon |
| | WR Kelvin Kight |
| | DE Darrell Lee |
| | WR Carlos Perez |
| 2004 | DB Cory Bailey |
| | OL Matt Leach |
| | OL Mo Mitchell |
| | WR O.J. Small |

HULA BOWL

| | |
|------|-----------------------|
| 1966 | QB Steve Spurrier |
| 1967 | HB Dick Trapp |
| 1971 | LB Mike Kelley |
| 1980 | DB Tim Groves |
| 1981 | OL David Galloway |
| 1982 | DB James Jones |
| | TE Chris Faulkner |
| 1983 | LB Wilber Marshall |
| 1984 | OT Lomas Brown |
| | RB Lorenzo Hampton |
| 1985 | LB Leon Pennington |
| 1986 | WR Ricky Nattiel |
| 1987 | OLB Clifford Charlton |

| | |
|------|--------------------|
| | DB Jarvis Williams |
| 1988 | FS Louis Oliver |
| | DT Trace Armstrong |
| 1990 | DE Huey Richardson |
| | RB Richard Fain |
| 1991 | DT Brad Culpepper |
| | C Cal Dixon |
| | ILB Tim Paulk |
| 1992 | QB Shane Matthews |
| 1993 | WR Willie Jackson |
| 1994 | QB Terry Dean |
| | PK Judd Davis |
| | DE Kevin Carter |
| | DT Ellis Johnson |
| | RB Larry Kennedy |
| | WR Jack Jackson |
| 1995 | DL Mark Campbell |
| | OT Jason Odom |
| 1996 | C Jeff Mitchell |
| | QB Danny Wuerffel |
| | OG Donnie Young |
| 2001 | PK Jeff Chandler |
| | DE Alex Brown |
| | LB Andra Davis |
| | OL Tommy Moody |
| | OL Zac Zedalis |
| 2002 | WR Taylor Jacobs |
| | DT Tron LaFavor |
| | LB Mike Nattiel |
| | TE Aaron Walker |

| | |
|------|------------------|
| 2003 | DE Darrell Lee |
| 2005 | DE Jeremy Mincey |
| 2006 | DE Joe Cohen |
| | CB Reggie Lewis |
| | OL Steve Rissler |

NORTH-SOUTH SHRINE GAME

| | |
|------|--------------------|
| 1948 | C John Gilbert |
| 1949 | QB Vic Vaccaro |
| 1950 | QB Angus Williams |
| 1951 | FB Floyd Huggins |
| | E Don Brown |
| | C Carroll McDonald |
| 1953 | T Don Hunter |
| | T Joe D'Agostino |
| 1954 | T Arch Cassidy |
| 1955 | E Ray Brown |
| | C Steve DeLaTorre |
| 1956 | HB Jackie Simpson |
| | FB Joe Brodsky |
| | G John Barrow |
| 1957 | HB Jimmy Roundtree |
| | E Dan Pelham |
| | T Charlie Mitchell |
| 1959 | HB Jack Westbrook |
| | E Dan Edgington |
| 1961 | FB Don Goodman |
| 1963 | E Russ Brown |
| | DB Haygood Clarke |
| | T Frank Lasky |

| | |
|------|-------------------|
| | G Jack Katz |
| 1964 | FB Larry Dupree |
| | T Sid MacLean |
| | T Dennis Murphy |
| 1967 | LB Don Giordano |
| 1968 | QB Larry Rentz |
| | OL Guy Dennis |
| 1971 | RB Tommy Durrance |
| | TE Jim Yancey |
| 2009 | LB Ryan Stamper |
| 2010 | DE Justin Trattou |

SENIOR BOWL

| | |
|------|----------------------|
| 1949 | HB Charlie Hunsinger |
| | C Jim Kynes |
| 1951 | WR Jim French |
| 1955 | C Steve DeLaTorre |
| 1956 | G John Barrow |
| 1957 | HB Jimmy Roundtree |
| | G Charlie Mitchell |
| 1958 | T Vel Heckman |
| 2009 | WR Riley Cooper |
| | QB Tim Tebow |
| 2010 | S Ahmad Black |
| | T Marcus Gilbert |
| | P Chas Henry |
| | C Mike Pouncey |
| 2011 | DT Jaye Howard |
| | RB Chris Rainey |

SEC ACADEMIC HONOR ROLL

| | |
|------|--|
| 1954 | Bob Davis, HB |
| 1960 | Pat Patchen, E |
| 1962 | Larry Travis, G |
| 1963 | Jack Katz, G |
| 1964 | Bill Richbourg, G |
| 1965 | Charles Casey, E; John Whately, T |
| 1966 | Jack Coons, E; Jim Benson, G; Doug Splane, T; Graham McKeel, FB; Paige Cutcliffe, T |
| 1967 | Jack Coons, TE; Graham McKeel, FB |
| 1969 | Carlos Alvarez, E; Mac Steen, T |
| 1970 | Carlos Alvarez, SE |
| 1971 | Carlos Alvarez, SE; Jim Yancey, TE |
| 1972 | Fred Abbott, LB; Buster Morrison, P |
| 1973 | Vince Kendrick, FB; Jim Revels, HB |
| 1974 | Jimmy Kynes, C; Buster Morrison, P |
| 1975 | Gerald Loper, G |
| 1976 | David Posey, PK; Darrell Carpenter, T |
| 1977 | Wes Chandler, WR; Melvin Flournoy, T |
| 1978 | Cris Collinsworth, WR; Joe Voor, DE; Jim Subers, OG |
| 1980 | Jim Subers, OG; Cris Collinsworth, WR; Spencer Jackson, WR; John Redmond, C; Dan Plonk, OG |
| 1981 | Wayne Peace, QB; Bee Lang, WR; Spencer Jackson, WR; Dan Plonk, OG; Brian Clark, PK; Vito McKeever, DB; Robin Fisher, NG |
| 1982 | Wayne Peace, QB; Dan Plonk, OL; Jon Moyle, OL |
| 1983 | Gary Rolle, WR; Jon Moyle, OL; Neal Anderson, RB; Bruce Vaughan, DB |
| 1984 | Ricky Nattiel, WR; Bill Nelson, LB; Chris Perkins, PK; Gary Rolle, WR; Scott Trimble, OT; Bret Wiechmann, WR |
| 1985 | Bret Wiechmann, WR; Rowland Cummings, OLB |
| 1986 | Bret Wiechmann, WR; Walter Byrd, OLB; Ricky Nattiel, WR; Joey Nicoletto, LB; John Spierito, DB; Robert Lasky, DT |
| 1987 | Louis Oliver, DB; Huey Richardson, OLB; Cedric Smith, FB; Charlie Wright, OG; Joe Vorwerk, OLB; Dale Cole, OG; Doug Evans, DT; Richard Fain, DB; Joey Nicoletto, ILB; Chris Birch, OG |
| 1988 | Owen Bartruff, OLB; Louis Oliver, FS; Tony Leon, DB; Jeff Roth, MG; John Spierito, DB; Charlie Wright, OG; Cedric Smith, FB; Huey Richardson, OLB; Herbert Perry, QB; Brad Culppepper, MG; Cal Dixon, OL |
| 1989 | Brad Culppepper, MG; Cal Dixon, C; John Durden, OT; John David Francis, PK; Huey Richardson, OLB; Cedric Smith, FB; Chuck Wabbersen, RB |
| 1990 | Mike Brown, DB; Michel Cohen, QB; Brad Culppepper, DT; Cal Dixon, C; Jerry Odom, ILB; Huey Richardson, DE; Cornell Tinner, OLB; Chuck Wabbersen, RB |
| 1991 | Chris Bilkie, FB; Norm Bolduc, WR; Michael Cohen, QB; Brad Culppepper, DT; Terry Dean, QB; Steve Dee, DT; Cal Dixon, C; Jim Franklin, TE; Michael Gilmore, DB; Matt Hurbanis, ILB; Kris Lay, DB; David Swain, OG |
| 1992 | Chris Bilkie, FB; Michel Cohen, QB; Kendall Cook, PK; Terry Dean, QB; Michael Gilmore, DB; Earl Higgs, RB; Jeremy Kennedy, TE; Matt Kochevar, DB; Ron Perez, P; David Swain, OG; Brian White, PK |
| 1993 | James Bates, ILB; Chris Bilkie, FB; Judd Davis, PK; Terry Dean, QB; Michael Gilmore, DB; Jeff Mitchell, OG; David Nabavi, WR; Jason Odom, OT; David Swain, C; Adam Whitehurst, QB; Lawrence Wright, DB; Danny Wuertfel, QB |
| 1994 | James Bates, ILB; Chris Bilkie, FB; Dexter Daniels, ILB; Jason Dean, WR; Terry Dean, QB; Chris Doering, WR; Bart Edmiston, PK; Jerome |

| | |
|---|--|
| Evans, FB; Michael Gilmore, DB; Kevin Johnson, C; Brian Kovack, ILB; Jeff Mitchell, OG; David Nabavi, WR; Jason Odom, OT; Scott Perry, DE; David Swain, C; Lawrence Wright, DB; Danny Wuertfel, QB; Jon Xynidis, DB | |
| 1995 | Noah Brindise, QB; Bart Edmiston, PK; Jerome Evans, FB; Mike Jackson, DE; Terry Jackson, TB; Kevin Johnson, C; Brian Kovack, ILB; Anthonie Lott, CB; Jeff Mitchell, OG; David Nabavi, WR; Scott Perry, DE; Lawrence Wright, DB; Danny Wuertfel, QB; Jon Xynidis, DB |
| 1996 | Tremayne Allen, TE; Noah Brindise, QB; Cooper Carlisle, OT; Bart Edmiston, PK; Jerome Evans, FB; Demetric Jackson, DB; Terry Jackson, RB; Erron Kinney, TE; Jeff Mitchell, C; David Nabavi, WR; Jason Perry, LB; Brian Schottenheimer, QB; Lawrence Wright, DB; Danny Wuertfel, QB; Jon Xynidis, DB; Billy Young, QB |
| 1997 | Ian Alostock, RB; Scott Bryan, OT; Cooper Carlisle, OT; Collins Cooper, PK; Fred Hagberg, DT; Terry Jackson, RB; Ryan Kalich, OG; Matthew Kelley, LB; Shad Latson, DT; Matt McCoun, DB; Jason Perry, LB; Fred Weary, DB; Jon Xynidis, DB |
| 1998 | Cooper Carlisle, OT; David Dominguez, LB; Michael Holt, WR; Darrell Jackson, WR; Terry Jackson, RB; Ryan Kalich, OG; Erron Kinney, TE; Shad Latson, DE; Marquand Manuel, SS; Matt McCoun, SS; Travis McGriff, WR; Jesse Palmer, QB; Larry Richart, QB; Rob Roberts, FB; Nick Schiralli, WR; T.J. Truxon, RB; Scott Wise, LS; Billy Young, QB; Michael Younkin, LS |
| 1999 | Cooper Carlisle, OG; Robert Gillespie, RB; Russ Gravlee, DE; Darrell Jackson, WR; Eric Jonsson, FB; Ryan Kalich, OG; Demetrius Lewis, DB; Marquand Manuel, DB; Matt McCoun, DB; Jesse Palmer, QB; Mike Pearson, OT; Paul Richmond, PK; Rob Roberts, FB; Nick Schiralli, WR; T.J. Truxon, FB; Aaron Walker, TE; Kenyatta Walker, OT; David Wasielewski, P; Kirk Wells, TE; Billy Young, QB |
| 2000 | Byron Hardmon, LB; Brian Haugabrook, WR; Iron LaFavor, DT; Marquand Manuel, DB; Matt McCoun, DB; Kevin McKinnon, QB; Jesse Palmer, QB; Mike Pearson, OT; Rob Roberts, TE; Chris Stephens, QB; Matt Walker, DB; Kirk Wells, TE; Wes Worthington, LB |
| 2001 | Casey Conner, WR; Robert Gillespie, WR; Bam Hardmon, LB; Danny Heard, WR; David Jorgensen, C; Iron LaFavor, DT; Marquand Manuel, FS; Mike Pearson, OT; Rob Roberts, FB; Aaron Walker, TE; Kirk Wells, TE; Zac Zedalis, C |
| 2002 | Casey Conner, WR; Mike Degory, C; Daryl Dixon, FL; Robert Gillespie, TB; Byron Hardmon, LB; Daniel Heard, WR; Todd Johnson, FS; Jonathan Lively, C/LS; Marquand Manuel, SS; Todd McCullough, LB; Mike Pearson, OT; Matt Piotrowicz, PK/P; Rob Roberts, FB; Ian Scott, DT; Brendt Talcott, PK; Kirk Wells, TE |
| 2003 | Steven Bell, OT; Vernell Brown, WR; Hunter Cain, TE; Andre Caldwell, WR; Shane Cimcock, LB; Casey Conner, WR; Channing Crowder, LB; Mike Degory, C; Earl Everett, LB; Tyler Guettler, RB; Doug Guziec, LB; Chris Hetland, K; Terrence Holmes, DB; Patrick Kelley, RB; Matt Kynes, QB; Billy Latsko, FB; Chris Leak, QB; Jonathan Lively, LS; Todd McCullough, LB; Ray McDonald, DT; Kyle Morgan, WR; Sean Morton, P; Eric Nappy, K; James Newmeyer, WR; Matt Piotrowicz, K; Alik Scott, LB; Brendt Talcott, K; Marcus Thomas, DL; Eric Wilbur, P |
| 2004 | Zephryn Augustine, FS; Vernell Brown, DB; Darrell Carpenter, TE; Deshawn Carter, CB; Shane Cimock, LB; Mike Degory, C; Gavin Dickey, QB; Nick Fleming, P; Otto Graham, TE; Tyler Guettler, RB; Tim Higgins, WR; Terrence Holmes, DB; Matt Kynes, QB; Billy Latsko, FB; Chris Leak, QB; Jonathan Lively, LS; Todd McCullough, |

| | |
|---|--|
| LB; Kyle Morgan, WR; Eric Nappy, K; James Newmeyer, WR; Jay Patella, LS; Matt Piotrowicz, K; Steve Rissler, OL; Alik Scott, FB; James Stone, OL; Eric Wilbur, P | |
| 2005 | Alvin Butler, LB; Lance Butler, OL; Shane Cimock, LB; Mike Degory, OL; Otto Graham, TE; Tim Higgins, WR; Terrence Holmes, S; Cornelius Ingram, QB; Kyle Jackson, S; Matt Kynes, QB; Billy Latsko, LB; Chris Leak, QB; Markus Manson, RB; Kyle Morgan, WR; Eric Nappy, K; James Newmeyer, WR; Doug Pokorny, OL; Steve Rissler, OL; Brandon Siler, LB; James Smith, LS; Phil Trautwein, OL; Joey Viscusi, LB |
| 2006 | Cam Brewer, WR; Curtis Carr, S; Andrew Fritze, K; Eddie Haupt, OL; Brad Hiers, OL; Tim Higgins, WR; Cade Holliday, WR; Joey Iijas, K; Andrew Johnson, FB; Bobby Kane, P; Billy Latsko, FB; Chris Leak, QB; Markus Manson, RB; Kestahn Moore, RB; Dorian Munroe, S; Eric Nappy, K; David Nelson, WR; Jonathan Phillips, K; Steve Rissler, C; Butch Rowley, LS; Brandon Siler, LB; James Smith, LS; Ryan Stamper, LB; Phil Trautwein, OL |
| 2007 | Derek Baldry, TE; Jim Barrie, OL; Telly Concepcion, DB; Riley Cooper, WR; Javier Estopinan, DL; Andrew Fritze, K; Eddie Haupt, OL; Brad Hiers, OL; Aaron Hernandez, TE; Joey Iijas, K; Andrew Johnson, FB; Bobby Kane, K; Markus Manson, CB/RB; Kestahn Moore, RB; Jonathan Phillips, K; Wondy Pierre-Louis, CB; Chris Pintado, LB; Vernon Shelton, DL; James Smith, Joey Sorrentino, WR; LS; Ryan Stamper, LB; Tim Tebow, QB; Phil Trautwein, OL; Paul Wilson, WR; Cody Worton, S |
| 2008 | Lamar Abel, DL; Jim Barrie, OL; Brendan Beal, LB; John Brantley, QB; Jeremy Brown, CB; Vincent Brown, CB; Tate Casey, TE; Jamaal Deveaux, LB; John Fairbanks, DL; Brandon Frazier, WR; Andrew Fritze, DB; Marquis Hannah, DB; Chas Henry, P; Aaron Hernandez, TE; Brad Hiers, OL; Corey Hobbs, OL; Reginald Hopkins, DB; Janoris Jenkins, CB; Moses Jenkins, CB; Bobby Kane, P; Levi Leigh, DB; Duke Lemmens, DE; Ean McQuay, RB; Kestahn Moore, RB; Jonathan Phillips, K; Chris Pintado, LB; Shawn Schmieder, OL; James Smith, LS; Joey Sorrentino, DB; Caleb Sturgis, K; Tim Tebow, QB; Justin Trattou, DE; Phil Trautwein, OL; Jason Watkins, OL; Mike Williamson, LS; Paul Wilson, WR; Major Wright, S |
| 2009 | Brendan Beal, LB; Gary Beemer, OL; Rick Burgess, FB; Jeff Demps, RB; John Fairbanks, LS; Brandon Frazier, WR; Frankie Hammond, WR; Jonathon Harrison, OL; Corey Henderson, CB; Chas Henry, P; Cade Holliday, WR; David Lerner, P; Dorian Munroe, S; Jonathan Phillips, PK; Chris Pintado, LB; T.J. Pridemore, FB; Michael Ross, LB; Shawn Schmieder, OL; Joey Sorrentino, WR; William Steinmann, OL; Caleb Sturgis, PK; Tim Tebow, QB; David Young, OL |
| 2010 | Gary Beemer, DT; Zack Brust, K; Trey Burton, QB; John Fairbanks, LS; Christopher Guido, LS; Frankie Hammond Jr., WR; Cody Hampton, LS; Chas Henry, P; Jelani Jenkins, LB; Duke Lemmens, DE; David Lerner, P; T.J. Pridemore, FB; Sam Robey, C; Michael Ross, FB; Brandon Sanders, CB; Shawn Schmieder, DT, William Steinmann, T; Caleb Sturgis, K; Justin Trattou, DE |
| 2011 | Phillip Bellino, RB; Brian Biada, DB; John Brantley, QB; Zach Brust, K; Clay Burton, TE; Tim Clark, DB; Jeff Demps, RB; Jeff Driskel, QB; Drew Ferris, LS; William Green, DE; Chris Guido, LS; Cody Hampton, LS; Jelani Jenkins, LB; David Lerner, P; Minch Minchin, LB; Ryan Parrish, QB; Brad Phillips, K; Solomon Schoonover, WR; William Steinmann, TE; Caleb Sturgis, K; Hygens Success, LB; Francisco Velez, K |

SEC ALL-FRESHMAN TEAM

SEC All-Freshman Team started in 1968

| | |
|------|---|
| 1986 | Octavius Gould, RB; Pat Moore, LB |
| 1987 | Ernie Mills, WR; Emmitt Smith, RB (SEC Freshman of the Year); Mark Murray, LB; Huey Richardson, LB |
| 1988 | Kyle Morris, QB; Willie McClendon, RB; Tim Paulk, LB |
| 1989 | Donald Douglas, QB; Will White, DB |
| 1990 | Ericc Rhett, RB; Ed Robinson, LB |
| 1991 | Aubrey Hill, WR; Ellis Johnson, DL; Kevin Carter, DL; Larry Kennedy, DB; Shayne Edge, P |
| 1992 | Jack Jackson, WR; Reggie Green, OL; Johnie Church, DL; David Barnard, DL; Ben Hanks, OLB |
| 1993 | Danny Wuertfel, QB (SEC Freshman of the Year); Cameron Davis, DL; Darren Hambrick, LB; Lawrence Wright, DB; Anthonie Lott, DB |

| | |
|------|---|
| 1994 | Ike Hilliard, WR; Reidel Anthony, WR; Fred Taylor, RB; Elijah Williams, RB; Mike Harris, DB |
| 1995 | Jacquez Green, WR; Mo Collins, OL; Terry Jackson, RB; Johnny Rutledge, LB; Mike Peterson, LB |
| 1996 | Ryan Kalich, OL; Reggie McGrew, DL; Jevon Kearse, LB |
| 1997 | Zac Zedalis, OL |
| 1998 | Kenyatta Walker, OL; Robert Gillespie, RB; David Wasielewski, P; Bennie Alexander, DB |
| 1999 | Mike Pearson, OL; Earnest Graham, RB; Daryl Dixon, DB; Todd Johnson, DB |
| 2000 | Jabar Gaffney, WR (SEC Freshman of the Year); Rex Grossman, QB; Clint Mitchell, DL; Travis Harris, LB |
| 2002 | Mike Degory, C |

| | |
|------|--|
| 2003 | Andre Caldwell, WR; Channing Crowder, LB; Earl Everett, LB; Chris Leak, QB (SEC Freshman of the Year); Ray McDonald, DT; Marcus Thomas, DL; Eric Wilbur, P |
| 2004 | Brandon Siler, LB (SEC Freshman of the Year) |
| 2006 | Percy Harvin, WR (SEC Freshman of the Year); Brandon James, RB/KR; Tim Tebow, QB |
| 2007 | Joe Haden, CB; A.J. Jones, LB; Maurkice Pouncey, OL; Major Wright, S |
| 2008 | Jeff Demps, RB; Will Hill, S; Janoris Jenkins, CB; Chris Rainey, RB |
| 2009 | Omar Hunter, DT; Xavier Nixon, OL |
| 2010 | Trey Burton, AP; Andre Debose, KR; Sharrif Floyd, DL; Jon Halapio, OL; Ronald Powell, LB; Jelani Jenkins, LB |
| 2011 | Chaz Green, OL; De'Ante Saunders, DB |

NATIONAL HONORS




Gary Rolle is one of six Gator players honored with the National Football Foundation Scholar-Athlete Award.




Danny Wuerffel was chosen as the 1995 and 1996 Verizon Academic All-American of the Year, as well as the recipient of the Draddy Trophy as the nation's premier scholar-athlete.



Brad Culpepper was the recipient of the Draddy Scholarship Trophy in 1991, presented annually by the National Football Foundation and College Hall of Fame to the nation's premier football scholar-athlete.



Bill Kynes was a recipient of a 1977 Rhodes Scholarship. DB Michael Gilmore was a national finalist for that award in 1993.



Michael Gilmore was one of the nation's most honored scholar-athletes during 1993-94. He was a first-team Verizon Academic All-America honoree both of those years, as well as a first-team Hitachi/CFA Scholar-Athlete Team recipient. In 1994, he received the National Football Foundation and College Hall of Fame Scholar-Athlete Award and the NCAA Post-graduate Scholarship Award.



Gator great Carlos Alvarez (left) was inducted into the Verizon Academic All-America Hall of Fame in 1989. Another Gator receiving great, Cris Collinsworth, was inducted into that prestigious organization in 2001.

Florida is the only school in the nation to claim three recipients of the William V. Campbell Trophy, which honors the nation's premier scholar-athlete. Defensive tackle Brad Culpepper won the award in 1991, quarterback Danny Wuerffel garnered the honor in 1996 and quarterback Tim Tebow earned the recognition in 2009.

ACADEMIC ALL-AMERICA TEAM

Prior to 2004, the Academic All-America Team; 2005-present, ESPN The Magazine Academic All-American Team

| | |
|------|---------------------------------|
| 1965 | E Charles Casey (N/A) |
| 1969 | E Carlos Alvarez (1st Team) |
| 1970 | E Carlos Alvarez (2nd Team) |
| 1971 | E Carlos Alvarez (2nd Team) |
| 1976 | K David Posey (1st Team) |
| 1977 | RB-WR Wes Chandler (1st Team) |
| 1980 | WR Cris Collinsworth (1st Team) |
| 1984 | WR Gary Rolle (1st Team) |
| 1991 | DT Brad Culpepper (1st Team) |
| 1993 | DB Michael Gilmore (1st Team) |
| 1994 | QB Terry Dean (1st Team) |
| | DB Michael Gilmore (1st Team) |
| 1995 | QB Danny Wuerffel (1st Team) |
| 1996 | QB Danny Wuerffel (1st Team) |
| 1998 | RB Terry Jackson (2nd Team) |
| 2007 | QB Tim Tebow (1st Team) |
| 2008 | QB Tim Tebow (1st Team) |
| 2009 | QB Tim Tebow (1st Team) |

ESPN THE MAGAZINE ACADEMIC ALL-AMERICAN OF THE YEAR

| | |
|------|--------------|
| 2008 | QB Tim Tebow |
| 2009 | QB Tim Tebow |

NATIONAL FOOTBALL FOUNDATION SCHOLAR-ATHLETE AWARD WINNERS

| | |
|------|----------------------|
| 1976 | DT Darrell Carpenter |
| 1984 | WR Gary Rolle |
| 1991 | DT Brad Culpepper |
| 1994 | DB Michael Gilmore |
| 1996 | QB Danny Wuerffel |
| 2009 | QB Tim Tebow |

NCAA TODAY TOP EIGHT AWARD

| | |
|------|-------------------|
| 1996 | QB Danny Wuerffel |
| 2009 | QB Tim Tebow |

CFA SCHOLAR-ATHLETE TEAM

| | |
|------|--------------------|
| 1991 | DT Brad Culpepper |
| | C Cal Dixon |
| 1993 | DB Michael Gilmore |
| 1994 | DB Michael Gilmore |
| 1995 | QB Danny Wuerffel |
| 1996 | DB Lawrence Wright |
| | QB Danny Wuerffel |

NCAA POST-GRADUATE SCHOLARSHIP AWARD

| | |
|------|----------------------|
| 1971 | WR Carlos Alvarez |
| 1976 | DT Darrell Carpenter |
| 1986 | WR Bret Weichmann |
| 1990 | DE Huey Richardson |
| 1994 | DB Michael Gilmore |
| 1997 | QB Danny Wuerffel |
| 1999 | RB Terry Jackson |

RHODES SCHOLAR PROGRAM

| | |
|------|---|
| 1928 | G William McRae, Jr., (Recipient) |
| 1977 | QB Bill Kynes (Recipient) |
| 1993 | DB Michael Gilmore (state of Florida nominee, Finalist) |

ACADEMIC ALL-AMERICA HALL OF FAME

| | |
|------|----------------------|
| 1989 | WR Carlos Alvarez |
| 2001 | WR Cris Collinsworth |

WILLIAM V. CAMPBELL TROPHY

Presented to the Nation's Premier Scholar-Athlete by the National Football Foundation and College Hall of Fame; formerly the Draddy Trophy

| | |
|------|-------------------------------|
| 1991 | DT Brad Culpepper |
| 1996 | QB Danny Wuerffel |
| 2005 | C Mike Degory (semifinalist) |
| 2006 | QB Chris Leak (finalist) |
| 2008 | LS James Smith (semifinalist) |
| 2009 | QB Tim Tebow |

ALL-AMERICAN FOOTBALL FOUNDATION**COACH OF THE YEAR**

2006 Urban Meyer

HEISMAN TROPHY BALLOTING

1965 QB Steve Spurrier (9th)
 1966 QB Steve Spurrier (1st)
 1975 FB Jimmy DuBose (6th)
 1977 WR Wes Chandler (10th)
 1987 RB Emmitt Smith (9th)
 1989 RB Emmitt Smith (7th)
 1991 QB Shane Matthews (5th)
 1995 QB Danny Wuerffel (3rd)
 1996 QB Danny Wuerffel (2nd)
 2001 QB Rex Grossman (2nd)
 2007 QB Tim Tebow (1st)
 2008 QB Tim Tebow (3rd)
 2009 QB Tim Tebow (5th)

MAXWELL AWARD

1996 QB Danny Wuerffel
 2007 QB Tim Tebow
 2008 QB Tim Tebow
 2009 QB Tim Tebow (finalist)

NATIONAL PLAYER OF THE YEAR

1995 QB Danny Wuerffel (recipient)
 (College Football Foundation)
 1996 QB Danny Wuerffel (recipient)
 (Walter Camp, National Football Foundation)
 2001 QB Rex Grossman (recipient) (AP)
 2007 QB Tim Tebow (recipient) (AP)
 2008 QB Tim Tebow (Walter Camp Finalist)
 2009 QB Tim Tebow (1 of 5 finalists)

SULLIVAN AWARD*Presented by the AAU to the nation's top amateur athlete*

2007 QB Tim Tebow
 2008 QB Tim Tebow

TD CLUB OF COLUMBUS FRESHMAN**PLAYER OF THE YEAR**

1987 RB Emmitt Smith
 2003 QB Chris Leak

NATIONAL DEFENSIVE PLAYER OF THE YEAR

1983 LB Wilber Marshall (Recipient from ABC)
 1994 DT Ellis Johnson (Recipient from CNN)
 1994 DE Kevin Carter (1 of 5 finalists by Football News)
 1996 DB Anthonie Lott (1 of 15 semifinalists by Football News)
 1997 DB Fred Weary (1 of 15 semifinalists by Football News)
 1998 LB Jevon Kearse (1 of 3 finalists for Bednarik Award by Maxwell Club of Philadelphia)
 1998 LB Jevon Kearse (1 of 3 finalists by Football News)
 1999 DE Alex Brown (1 of 15 semifinalists by Football News)
 2001 DE Alex Brown (1 of 5 finalists for Nagurski Trophy)
 2006 S Reggie Nelson (1 of 5 finalists for Nagurski Trophy)
 2006 LB Brandon Siler (1 of 15 semifinalists for Bednarik Award)
 2008 LB Brandon Spikes (Recipient from Chevrolet)
 2009 LB Brandon Spikes (1 of 3 finalists for Bednarik Award by Maxwell Club of Philadelphia)

NATIONAL OFFENSIVE PLAYER OF THE YEAR

1995 QB Danny Wuerffel (Football News)
 1996 QB Danny Wuerffel (The Sporting News, Football News)
 1997 WR Jacquez Green (1 of 15 semifinalists by Football News)
 1999 WR Darrell Jackson (1 of 15 semifinalists by Football News)
 2001 QB Rex Grossman (AP, 1 of 5 finalists by Football News)
 2001 WR Jabar Gaffney (1 of 15 semifinalists by Football News)
 2001 QB Rex Grossman (AP recipient, 1 of 3 finalists by Football News)
 2007 QB Tim Tebow (CBSSportsline.com, Rivals.com)
 2008 QB Tim Tebow (AP)
 2009 QB Tim Tebow (AP)

NATIONAL FRESHMAN PLAYER OF THE YEAR*Presented by Street and Smith's*

1987 RB Emmitt Smith
 2000 WR Jabar Gaffney

DAVEY O'BRIEN QUARTERBACK AWARD

1982 Wayne Peace (1 of 12 finalists)
 1983 Wayne Peace (1 of 12 finalists)
 1985 Kerwin Bell (1 of 10 finalists and the only sophomore)
 1991 Shane Matthews (1 of 10 finalists)
 1992 Shane Matthews (1 of 10 finalists)
 1995 Danny Wuerffel (recipient)
 1996 Danny Wuerffel (recipient)
 1999 Doug Johnson (1 of 25 finalists)
 2001 Rex Grossman (1 of 3 finalists)
 2004 Chris Leak (1 of 13 semifinalists)
 2006 Chris Leak (1 of 18 semifinalists)
 2007 Tim Tebow (recipient)
 2008 Tim Tebow (1 of 13 semifinalists)
 2009 Tim Tebow (1 of 3 finalists)

NATIONAL QUARTERBACK OF THE YEAR*National Quarterback Club*

2006 Chris Leak

MANNING AWARD*Presented to the nation's best quarterback beginning in 2004*

2008 Tim Tebow
 2009 Tim Tebow (1 of 10 finalists)

UNITAS GOLDEN ARM AWARD*Presented to the nation's top senior quarterback*

1992 Shane Matthews (1 of 6 finalists)
 1994 Terry Dean (1 of 12 semifinalists)
 1996 Danny Wuerffel (recipient)
 1999 Doug Johnson (1 of 16 final nominees)
 2009 Tim Tebow (1 of 5 finalists)

SAMMY BAUGH TROPHY*Presented to nation's top passer*

1971 John Reaves
 1996 Danny Wuerffel

BILETNIKOFF AWARD*Presented to the nation's top wide receiver*

1994 Jack Jackson (1 of 3 finalists)
 1996 Reidel Anthony (1 of 3 finalists)
 Ike Hilliard (1 of 10 semifinalists)
 1997 Jacquez Green (1 of 3 finalists)
 1998 Travis McGriff (1 of 10 semifinalists)
 1999 Darrell Jackson (1 of 10 semifinalists)
 2001 Jabar Gaffney (1 of 3 finalists)
 2001 Reche Caldwell (1 of 12 semifinalists)
 2002 Taylor Jacobs (1 of 10 semifinalists)
 2005 Chad Jackson (1 of 15 semifinalists)
 2007 Percy Harvin (1 of 10 semifinalists)

LOMBARDI AWARD*Presented to the nation's top linebacker/lineman*

1982 OLB Wilber Marshall (1 of 12 finalists and the only junior selected)
 1985 OLB Alonzo Johnson (1 of 12 finalists)
 1990 DE Huey Richardson (1 of 12 finalists)
 1994 DE Kevin Carter (1 of 12 finalists)
 1995 OT Jason Odom (1 of 12 semifinalists)
 1998 DT Ed Chester (1 of 12 semifinalists)
 LB Jevon Kearse (1 of 12 semifinalists)
 1999 DE Alex Brown (1 of 12 semifinalists)
 2000 DE Alex Brown (1 of 12 semifinalists)
 2001 DE Alex Brown (1 of 4 finalists)
 2008 LB Brandon Spikes (1 of 4 finalists)
 2009 LB Brandon Spikes (1 of 12 semifinalists)
 DE Carlos Dunlap (1 of 12 semifinalists)

RIMINGTON TROPHY*Presented to the nation's top center*

2005 Mike Degory (1 of 6 finalists)
 2009 Maurkice Pouncey (recipient)

BUTKUS AWARD*Presented to the nation's top linebacker*

1985 OLB Alonzo Johnson (1 of 10 finalists)
 1991 ILB Tim Paulk (1 of 10 finalists)
 1997 ILB Johnny Rutledge (1 of 10 semifinalists)
 1998 OLB Jevon Kearse (1 of 3 finalists)
 1998 ILB Johnny Rutledge (1 of 10 semifinalists)
 2001 ILB Andra Davis (1 of 12 semifinalists)
 2004 MLB Channing Crowder (1 of 12 semifinalists)
 2006 MLB Brandon Siler (1 of 10 semifinalists)
 2008 LB Brandon Spikes (1 of 3 finalists)
 2009 LB Brandon Spikes (1 of 5 finalists)

OUTLAND TROPHY*Presented to the nation's top interior lineman*

1970 DE Jack Youngblood (1 of 10 finalists)
 1988 OT David Williams (1 of 12 semifinalists)
 1995 OT Jason Odom (1 of 3 finalists)
 1996 C Jeff Mitchell (1 of 13 semifinalists)
 OG Donnie Young (1 of 13 semifinalists)

BRONKO NAGURSKI TROPHY*Presented to the nation's best defensive player by the Charlotte TD Club*

2006 S Reggie Nelson (1 of 5 finalists)
 2008 LB Brandon Spikes (1 of 5 finalists)

CHUCK BEDNARIK AWARD*Presented to nation's best defensive player by The Maxwell Club*

- 2008 LB Brandon Spikes (Semifinalist)
 2009 LB Brandon Spikes (1 of 3 finalists)

LOTT TROPHY*Presented to nation's best defensive player and highest character*

- 2008 LB Brandon Spikes (Quarterfinalist)
 2009 LB Brandon Spikes (Quarterfinalist)

THORPE AWARD*Presented to the nation's top defensive back*

- 1987 CB Jarvis Williams (1 of 10 semifinalists)
 1988 FS Louis Oliver (1 of 3 finalists)
 1990 CB Richard Fain (1 of 20 final nominees)
 1990 FS Will White (1 of 15 semifinalists)
 1996 SS Lawrence Wright (recipient)
 1997 CB Fred Weary (1 of 3 finalists)
 2003 CB Keiwan Ratliff (1 of 3 finalists)
 2006 S Reggie Nelson (1 of 3 finalists)
 2009 Joe Haden (1 of 3 finalists)

JACK TATUM AWARD*Presented to the nation's most outstanding defensive back*

- 2006 S Reggie Nelson

RAY GUY AWARD*Presented to the nation's top punter*

- 2005 Eric Wilbur (1 of 10 semifinalists)
 2008 Chas Henry (1 of 10 semifinalists)
 2009 P Chas Henry (1 of 3 finalists)
 2010 P Chas Henry (recipient)

LOU GROZA COLLEGIATE PLACE-KICKER AWARD*Presented to nation's top kicker*

- 1993 Judd Davis (recipient)
 1994 Judd Davis (semifinalist)
 1999 Jeff Chandler (semifinalist)
 2000 Jeff Chandler (semifinalist)
 2003 Matt Leach (semifinalist)
 2008 Jonathan Phillips (semifinalist)
 2009 Caleb Sturgis (1 of 20 semifinalists)
 2011 Caleb Sturgis (1 of 3 finalists)

JOHN MACKEY AWARD*Presented to the nation's top tight end*

- 2003 Ben Troupe (1 of 3 finalists)
 2009 Aaron Hernandez (recipient)

WUERFFEL TROPHY*Awarded to player whom best exemplifies community service and academic excellence*

- 2008 QB Tim Tebow

WOODEN CUP*Award given to the professional or collegiate athlete who makes the greatest positive impact in the lives of others*

- 2008 QB Tim Tebow

DICK SCHAAP SPORTSMAN OF THE YEAR AWARD

- 2011 P David Lerner

DISCOVER ORANGE BOWL COURAGE AWARD

- 2011 P David Lerner (nominee)

ESPY

- 2008 QB Tim Tebow (Best Male College Athlete)

DISNEY'S WIDE WORLD OF SPORTS SPIRIT AWARD*Presented to most inspirational player or team*

- 2008 QB Tim Tebow (Recipient)
 2008 DT Brandon Antwine (Nominee)

U.S. SPORTS ACADEMY ATHLETE OF THE YEAR*Presented to the most outstanding athlete of the year, amateur or professional*

- 2008 QB Tim Tebow (finalist)

THE RUDY AWARD*Presented to the player who demonstrates exemplary character, courage, contribution and commitment*

- 2008 LS James Smith (Nominee)

AWARDS AND RECOGNITION ASSOCIATION**SPORTSMANSHIP AWARD***Presented to the player who exemplifies sportsmanship on and off the field*

- 2008 Javier Estopinan (finalist)

SEC COACH OF THE YEAR*AP, UPI, Nashville Banner — selected by league coaches*

- 1960 Ray Graves (Nashville Banner)
 1980 Charley Pell (UPI)
 1984 Galen Hall (AP, UPI)
 1990 Steve Spurrier (AP, UPI)
 1991 Steve Spurrier (Nashville Banner)
 1994 Steve Spurrier (Nashville Banner)
 1995 Steve Spurrier (AP, Nashville Banner)
 1996 Steve Spurrier (AP, Nashville Banner)

SEC PLAYER OF THE YEAR*Awarded by the Nashville Banner as selected by the league coaches*

- 1966 QB Steve Spurrier
 1975 FB Jimmy DuBose
 1984 QB Kerwin Bell
 1989 RB Emmitt Smith
 1990 QB Shane Matthews
 1991 QB Shane Matthews
 1995 QB Danny Wuerffel
 1996 QB Danny Wuerffel
 2001 QB Rex Grossman

SEC OFFENSIVE PLAYER OF THE YEAR*Awarded by the Associated Press beginning in 1998*

- 2007 QB Tim Tebow
 2008 QB Tim Tebow

SEC DEFENSIVE PLAYER OF THE YEAR*Awarded by the Associated Press beginning in 1998*

- 1998 LB Jevon Kearse
 2001 DE Alex Brown
 2003 CB Keiwan Ratliff

NATIONAL FOOTBALL FOUNDATION FOOTBALL HALL OF FAME HONOREES

PLAYERS

- Dale Van Sickel, E, (1927-29), 1975*
 Steve Spurrier, QB, (1964-66), 1986*
 Jack Youngblood, DE, (1968-70), 1992*
 Emmitt Smith, RB, (1987-89), 2006*
 Wilber Marshall, LB, (1980-83), 2008*
 Carlos Alvarez, WR, (1969-71), 2011*

HEAD COACHES

- Charles Bachman (1928-32), 1978*
 Ray Graves (1960-69), 1990*
 Doug Dickey (1970-78), 2003*

year inducted*JACOBS BLOCKING TROPHY***Presented to the SEC's top blocker as selected by the league coaches*

- 1984 OT Lomas Brown
 1991 C Cal Dixon
 1994 OT Jason Odom
 1995 OT Jason Odom
 1996 OG Donnie Young
 2000 OT Kenyatta Walker

SEC FRESHMAN OF THE YEAR

- 1987 RB Emmitt Smith (Knoxville Sentinel)
 1993 QB Danny Wuerffel (Knoxville Sentinel)
 2000 WR Jabar Gaffney (Coaches)
 2003 QB Chris Leak (AP, Coaches)
 2004 LB Brandon Siler (Coaches)
 2006 WR Percy Harvin (AP)

SEC SPECIAL TEAMS PLAYER OF THE YEAR*Award by the Associated Press beginning in 2004*

- 2008 PR Brandon James



FERGIE FERGUSON AWARD

The Forrest K. (Fergie) Ferguson Award is given in memory of one of the all-time great athletes at Florida. It goes annually to the senior football player who displays outstanding leadership, character and courage.

Ferguson started at end for the Gators from 1939-41 and wrote pass receiving records which would stand until the pro-style passing era of the 1960s. He was an All-American in 1941. He was also a collegiate state boxing champion and in 1942 won the national AAU javelin championship.

Fergie entered the Army in 1942 as a second lieutenant and was severely wounded in the Normandy Invasion in 1944. He won the Distinguished Service Cross for his heroism under fire. He died of his war wounds 10 years later.

FERGIE FERGUSON AWARD WINNERS

| | | | |
|------|----------------------|------|-----------------------|
| 1954 | FB Malcolm Hammock | 1982 | FB James Jones |
| 1955 | C LB Steve DeLaTorre | 1983 | WR Dwayne Dixon |
| 1956 | T Larry Wesley | 1984 | WR Gary Rolle |
| 1957 | HB Jim Rountree | 1985 | RB Neal Anderson |
| 1958 | QB Jimmy Dunn | 1986 | WR Ricky Nattiel |
| 1959 | G Asa Cox | 1987 | QB Kerwin Bell |
| 1960 | E Pat Patchen | 1988 | DB Louis Oliver |
| | T Vic Miranda | 1989 | OT John Durden |
| 1961 | T Jim Beaver | 1990 | TE Kirk Kirkpatrick |
| 1962 | E Sam Holland | 1991 | C Cal Dixon |
| 1963 | LB Jimmy Morgan | 1992 | DE Lex Smith |
| | HB Hagood Clarke | 1993 | DT William Gaines |
| 1964 | FB Larry Dupree | 1994 | DB Michael Gilmore |
| 1965 | E Charles Casey | 1995 | OLB Ben Hanks |
| 1966 | QB Steve Spurrier | 1996 | LB James Bates |
| 1967 | E Richard Trapp | 1997 | LB Dwayne Thomas |
| 1968 | G Guy Dennis | 1998 | DE Willie Cohens |
| | HB Larry Smith | 1999 | OG Cheston Blackshear |
| 1969 | DB Steve Tannen | 2000 | QB Jesse Palmer |
| 1970 | E Jack Youngblood | 2001 | FB Rob Roberts |
| 1971 | QB John Reaves | 2002 | LB Bam Hardmon |
| 1972 | LB Fred Abbott | 2003 | FS Daryl Dixon |
| 1973 | NG David Hitchcock | 2004 | RB Ciatrick Fason |
| 1974 | SE Lee McGriff | 2005 | S Jarvis Herring |
| 1975 | FB Jimmy DuBose | 2006 | WR Jemalle Cornelius |
| 1976 | QB Jimmy Fisher | 2007 | WR Andre Caldwell |
| 1977 | SE Wes Chandler | 2008 | WR Louis Murphy |
| 1978 | DE Mike Dupree | 2009 | LB Ryan Stamper |
| 1979 | DB Chuck Hatch | 2010 | DE Justin Trattou |
| 1980 | LB David Little | 2011 | LB Larentee McCray |
| 1981 | PK Brian Clark | | QB John Brantley |

JAMES W. KYNES AWARD

Presented annually to the player who best exemplified the mental and physical toughness and "iron-man" determination Kynes exhibited as a Gator player and in his lifetime. Up until the 2011 season, it was presented to the offensive lineman who best exemplified those traits. Close friends Tom MacDonald and George Levy originated the Kynes Award in 1986. The first recipient was offensive tackle David Williams.

Kynes, Florida's first All-SEC offensive lineman and captain of the 1949 team, was the last Gator football player to play every minute in a game, something he accomplished several times during his career, including in his final game against Alabama. He went on to become the youngest Attorney General in the state of Florida's history at age 37 and was a business and civic leader in Tampa until his death of cancer at age 60 on Oct. 13, 1988.

JAMES W. KYNES AWARD WINNERS

| | | | |
|------|----------------------|------|--------------------|
| 1986 | OT David Williams | 2000 | OT Mike Pearson |
| 1987 | OG Bob Sims | 2001 | OL Zac Zedalis |
| 1988 | OT David Williams | 2002 | OT Bryan Savelio |
| 1989 | OG Chris Bromley | 2003 | OG Shannon Snell |
| 1990 | OT Mark White | 2004 | OT Jonathan Colon |
| 1991 | OT Tony Rowell | 2005 | OG Lance Butler |
| 1992 | OT Reggie Green | 2006 | DT Steven Harris |
| 1993 | OG Jim Watson | 2007 | OL Carlton Medder |
| 1994 | OT Anthony Ingrassia | 2008 | OL Phil Trautwein |
| 1995 | OG Reggie Green | | OL Jason Watkins |
| 1996 | OG Donnie Young | 2009 | C Maurkice Pouncey |
| 1997 | OT Zach Piller | 2010 | C Mike Pouncey |
| 1998 | OL Cooper Carlisle | 2011 | QB John Brantley |
| 1999 | OG Ryan Kalich | | |

RAY GRAVES AWARD

Presented annually to the team's Most Valuable Player as selected by a vote of the entire squad. Head Coach Steve Spurrier initiated the award in 1990 in tribute to Graves, who was head coach from 1960-69.

Graves compiled a 70-31-4 record at the Gator helm, then the record for most wins (70) in school history for a head coach. He led Florida to winning records in nine of his 10 seasons at the helm, including nine or more wins three times. Graves' teams also appeared in five bowl games, posting a 4-1 record. He coached Florida's first Heisman Trophy winner in Spurrier, who captured college football's most prestigious honor in 1966.

RAY GRAVES AWARD WINNERS

| | | | |
|------|---------------------|------|-------------------|
| 1990 | TE Kirk Kirkpatrick | 2001 | QB Rex Grossman |
| 1991 | DT Tony McCoy | 2002 | QB Rex Grossman |
| 1992 | QB Shane Matthews | 2003 | CB Keiwan Ratliff |
| | ILB Carlton Miles | 2004 | RB Ciatrick Fason |
| 1993 | RB Errict Rhett | 2005 | CB Vernell Brown |
| 1994 | DT Ellis Johnson | 2006 | S Reggie Nelson |
| 1995 | QB Danny Wuerffel | 2007 | QB Tim Tebow |
| 1996 | QB Danny Wuerffel | 2008 | QB Tim Tebow |
| 1997 | RB Fred Taylor | 2009 | CB Joe Haden |
| 1998 | LB Mike Peterson | | QB Tim Tebow |
| 1999 | PK Jeff Chandler | 2010 | S Ahmad Black |
| 2000 | WR Jabar Gaffney | 2011 | RB Chris Rainey |

ALL-TIME NFL GATORS

The following University of Florida players have appeared on a regular-season NFL roster.

*Research compiled by NFL Alumni Association and NFL.com

Tremayne Allen (TE/FB), Chicago Bears 1997-98
Neal Anderson (RB), Chicago Bears 1986-93
Reidel Anthony (WR), Tampa Bay Buccaneers 1997-2001
Trace Armstrong (DE), Chicago Bears 1989-94; Miami Dolphins 1995-2000; Oakland Raiders 2001-03
Dallas Baker (WR), Pittsburgh Steelers 2007-09
Ephesians Bartley (OLB), Philadelphia Eagles 1992
Jim Beaver (DT), Philadelphia Eagles 1962
Kerwin Bell (QB), Atlanta Falcons 1988; Tampa Bay Buccaneers 1989; Indianapolis Colts 1996-97
Ahmad Black (DB), Tampa Bay Buccaneers 2011
Michael Brandon (DE), Indianapolis Colts 1993; Arizona Cardinals 1994; San Francisco 49ers 1995-96
Scot Brantley (LB), Tampa Bay Buccaneers 1980-87
Larry Brinson (RB), Dallas Cowboys 1977-79; Seattle Seahawks 1980
Alex Brown (DE), Chicago Bears 2002-09; New Orleans Saints 2010
Barry Brown (LB), Baltimore Colts 1966-67; New York Giants 1968; Boston Patriots 1969-70
Lomas Brown (OT), Detroit Lions 1985-95; Arizona Cardinals 1996-98; Cleveland Browns 1999; New York Giants 2000-01; Tampa Bay Buccaneers 2002
Carl Brumbaugh (QB), Chicago Bears 1930-34, 1936-38; Cleveland Rams 1937
Andre Caldwell (WR), Cincinnati Bengals 2008-11
Reche Caldwell (WR), San Diego Chargers 2002-05; New England Patriots 2006; Washington Redskins 2007
Glenn Cameron (LB), Cincinnati Bengals 1975-85
Mark Campbell (DE), Denver Broncos 1996; Arizona Cardinals 1997
Cooper Carlisle (OG), Denver Broncos 2000-06; Oakland Raiders 2007-11
Earl Carr (RB), San Francisco 49ers 1978; Philadelphia Eagles 1979
Travis Carroll (LB), New Orleans Saints 2002-03; Houston Texans 2003
Kevin Carter (DE), St. Louis Rams 1995-2000; Tennessee Titans 2001-04; Miami Dolphins 2005-06; Tampa Bay Buccaneers 2007-08
Ran Carthon (RB), Indianapolis Colts 2004-06; Detroit Lions 2006
Rick Casares (RB), Chicago Bears 1954-64; Washington Redskins 1965; Miami Dolphins 1966
Don Chandler (K), New York Giants 1956-64; Green Bay Packers 1965-67
Jeff Chandler (K), San Francisco 49ers 2002-03; Washington Redskins/Carolina Panthers 2004
Wes Chandler (WR), New Orleans Saints 1978-81; San Diego Chargers 1981-87; San Francisco 49ers 1988
Clifford Charlton (LB), Cleveland Browns 1988-89
Brian Clark (K), Tampa Bay Buccaneers 1982
Mike Clark (DE), Washington Redskins 1981; San Francisco 49ers 1982; Tampa Bay Buccaneers 1987
Randy Clark (S), Tampa Bay Buccaneers 1984
Hagood Clarke (DB), Buffalo Bills 1964-68
Greg Cleveland (T), Miami Dolphins 1987
Joe Cohen (DT), San Francisco 49ers 2007; Miami Dolphins 2008; Detroit Lions 2009
Mo Collins (OT), Oakland Raiders 1998-2003
Cris Collinsworth (WR), Cincinnati Bengals 1981-88
Riley Cooper (WR), Philadelphia Eagles 2010-11
Clyde Crabtree (HB/QB), Frankfurt Yellow Jackets/Minneapolis Red Jackets 1930
Ray Criswell (P), Tampa Bay Buccaneers 1987-88
Channing Crowder (LB), Miami Dolphins 2005-10
Brad Culpepper (DT), Minnesota Vikings 1992-93; Tampa Bay Buccaneers 1994-99; Chicago Bears 2000
Jermaine Cunningham (DE), New England Patriots 2010-11
Ivory Curry (DB), Tampa Bay Buccaneers 1987

Dexter Daniels (LB), Baltimore Ravens 1996
Andra Davis (LB), Cleveland Browns 2002-08; Denver Broncos 2009; Buffalo Bills 2010-11
Alvin Darby (TE), Houston Oilers/Seattle Seahawks 1976; Tampa Bay Buccaneers 1978
Floyd Dean (LB), San Francisco 49ers 1964-65
Frank Dempsey (OL-LB), Chicago Bears 1950-53
Guy Dennis (G), Cincinnati Bengals 1969-72; Detroit Lions 1973-75
Cal Dixon (C), New York Jets 1992-95; Miami Dolphins 1996
Dwayne Dixon (WR), Tampa Bay Buccaneers 1984, 87
Chris Doering (WR), Indianapolis Colts 1996-97; Denver Broncos 1999; Washington Redskins 2002; Pittsburgh Steelers 2003-04
Dwayne Douglas (T), New York Giants 1953
Jimmy DuBose (RB), Tampa Bay Buccaneers 1976-78
Paul Duhart (RB), Green Bay Packers 1944; Pittsburgh Steelers 1945; Boston Yanks 1945
Carlos Dunlap (DE), Cincinnati Bengals 2010-11
Ricky Eason (CB), Dallas Cowboys 1985; Tampa Bay Buccaneers 1985-86
Shayne Edge (P), Pittsburgh Steelers 1996
Richard Fain (DB), Cincinnati Bengals/Phoenix Cardinals 1991; Chicago Bears 1992
Ciatrick Fason (RB), Minnesota Vikings 2005-06
Chris Faulkner (TE), Los Angeles Rams 1984; San Diego Chargers 1985
Dan Fike (OG), Cleveland Browns 1985-92; Pittsburgh Steelers 1993
Don Fleming (DB), Cleveland Browns 1960-62
Derrick Gaffney (WR), New York Jets 1978-84, 87
Jabar Gaffney (WR), Houston Texans 2002-05; New England Patriots 2006-08; Denver Broncos 2009-10; Washington Redskins 2011
Larry Gagner (G), Pittsburgh Steelers 1966-69; Kansas City Chiefs 1972
William Gaines (DT), Miami Dolphins 1994; Washington Redskins 1995-97
David Galloway (DT), St. Louis Cardinals 1982-87; Phoenix Cardinals 1988-89; Denver Broncos 1990
Tony George (DB), New England Patriots 1999-2000
Lewis Gilbert (TE), Atlanta Falcons 1978-79; Philadelphia Eagles/San Francisco 49ers 1980; Los Angeles Rams 1981
Marcus Gilbert (OT), Pittsburgh Steelers 2011
Robert Gillespie (RB), Washington Redskins 2002
Clark Goff (T), Pittsburgh Steelers 1940
Tim Golden (LB), New England Patriots 1982-84; Philadelphia Eagles 1985
Royce Goodbread (HB), Frankford Yellow Jackets/Minneapolis Red Jackets 1930; Providence Steam Roller 1931
Earnest Graham (RB), Tampa Bay Buccaneers 2004-11
Bobby Joe Green (P), Pittsburgh Steelers 1960-61; Chicago Bears 1962-73
Jacquez Green (WR), Tampa Bay Buccaneers 1998-2001; Detroit Lions/Washington Redskins 2002
Sammy Green (LB), Seattle Seahawks 1976-79; Houston Oilers 1980
Tony Green (KR-RB), Washington Redskins 1978; New York Giants 1979; Seattle Seahawks 1979
Rex Grossman (QB), Chicago Bears 2003-08; Houston Texans 2009; Washington Redskins 2010-11
Monty Grow (DB), Kansas City Chiefs 1994; Jacksonville Jaguars 1995-96
Buck Gurley (DT), Tampa Bay Buccaneers 2002
Joe Haden (CB), Cleveland Browns 2010-11
Mal Hammack (FB), Chicago Cardinals 1955, 57-59; St. Louis Cardinals 1960-66
Darren Hambrick (LB), Dallas Cowboys 1998-2001; Carolina Panthers 2001; Cleveland Browns 2002
Lorenzo Hampton (RB), Miami Dolphins 1985-89
Randy Hand (DT), Buffalo Bills 2006
Ben Hanks (LB), Minnesota Vikings 1996; Detroit Lions 1997
Jack Harper (RB), Miami Dolphins 1967-68

James Harrell (LB), Detroit Lions 1979-83, 1985-86; Kansas City Chiefs 1987
Roy Harris (DT), Atlanta Falcons 1984-85; Tampa Bay Buccaneers 1987
Steven Harris (DT), Denver Broncos 2007
Derrick Harvey (DE), Jacksonville Jaguars 2008-10; Denver Broncos 2011
Percy Harvin (WR), Minnesota Vikings 2009-11
Chas Henry (P), Philadelphia Eagles 2011
Joe Hergert (LB), Buffalo Bills 1960-61
Aaron Hernandez (TE), New England Patriots 2010-11
Bob Hewko (QB), Tampa Bay Buccaneers 1983
Reynaldo Hill (CB), Tennessee Titans 2005-08
Ike Hilliard (WR), New York Giants 1997-04; Tampa Bay Buccaneers 2005-08
Billy Hinson (OG), Atlanta Falcons 1986
Eric Hodges (WR), Kansas City Chiefs 1987
Chuck Hunsinger (HB), Chicago Bears 1950-52
John Hunt (OG), Dallas Cowboys 1984; Tampa Bay Buccaneers 1987
Maurice Hurt (OG), Washington Redskins 2011
Scott Hutchinson (DE), Buffalo Bills 1978-80, 83; Tampa Bay Buccaneers 1981
Cornelius Ingram (TE), Philadelphia Eagles 2009-10
Chad Jackson (WR), New England Patriots 2006-08; Denver Broncos 2008
Darrell Jackson (WR), Seattle Seahawks 2000-06; San Francisco 49ers 2007; Denver Broncos 2008
Jack Jackson (WR), Chicago Bears 1995-96
Randy Jackson (T), Chicago Bears 1967-74
Terry Jackson (RB), San Francisco 49ers 1999-2005
Willie Jackson (WR), Dallas Cowboys 1994; Jacksonville Jaguars 1995-97; Cincinnati Bengals 1998-99; New Orleans Saints 2000-01; Atlanta Falcons/Washington Redskins 2002
Taylor Jacobs (WR), Washington Redskins 2003-05; San Francisco 49ers 2006; San Francisco 49ers/Denver Broncos 2007
Brandon James (WR), Indianapolis Colts 2010
John James (P), Atlanta Falcons 1972-81; Detroit Lions 1982; Houston Oilers 1982-84
Alonzo Johnson (LB), Philadelphia Eagles 1986-87
Doug Johnson (QB), Atlanta Falcons 2000-03; Tennessee Titans 2004; Cleveland Browns 2005; Cincinnati Bengals 2006
Ellis Johnson (DT), Indianapolis Colts 1995-2001; Atlanta Falcons 2002-03; Denver Broncos 2004
Todd Johnson (FS), Chicago Bears 2003-06; St. Louis Rams 2007-08; Buffalo Bills 2009
James Jones (FB), Detroit Lions 1983-88; Seattle Seahawks 1989-92
Jimmy Jordan (RB), New Orleans Saints 1967
Jevon Kearse (DE), Tennessee Titans 1999-2003, 08-09; Philadelphia Eagles 2004-07
Vince Kendrick (RB), Atlanta Falcons 1974; Tampa Bay Buccaneers 1976
Crawford Ker (OG), Dallas Cowboys 1985-90; Denver Broncos 1991
Kelvin Knight (WR), Green Bay Packers 2004; New England Patriots 2006
Erron Kinney (TE), Tennessee Titans 2000-06
Nick Klutka (E), Buffalo Bison 1946
Floyd Konesty (E), Cleveland Rams 1944-45; Baltimore Colts 1947
Mark Korff (LB), San Francisco 49ers 1987
Eric Kresser (QB), Cincinnati Bengals 1997-99
Tron LaFavor (DT), Chicago Bears 2003; Dallas Cowboys 2004
Frank Lasky (T), New York Giants 1964-65
Billy Latsko (RB), Carolina Panthers 2007; San Diego Chargers 2008-10
Burton Lawless (G), Dallas Cowboys 1975-79; Detroit Lions 1980; Miami Dolphins 1981
Terry LeCount (WR), San Francisco 49ers 1978-79; Minnesota Vikings 1979-84, 87
Gene Lee (L), Boston Yanks 1946

Tony Lilly (S), Denver Broncos 1984-87
David Little (LB), Pittsburgh Steelers 1981-92
Tony Lomack (WR), Los Angeles Rams 1990; Phoenix Cardinals 1991
Buford Long (HB), New York Giants 1953-55
Anthone Lott (CB), Cincinnati Bengals 1997
Marquand Manuel (S), Cincinnati Bengals 2002-03; Seattle Seahawks 2004-05; Green Bay Packers 2006; Carolina Panthers 2007; Denver Broncos 2008; Detroit Lions 2009
Wilber Marshall (LB), Chicago Bears 1984-87; Washington Redskins 1988-92; Houston Oilers 1993; Arizona Cardinals 1994; New York Jets 1995
Ingle Martin (QB), Green Bay Packers 2006
Shane Matthews (QB), Chicago Bears 1993-96, 1999-2001; Carolina Panthers 1997-98; Washington Redskins 2002; Cincinnati Bengals 2003; Buffalo Bills 2004-05; Miami Dolphins 2006
Fred McCallister (LB), Tampa Bay Buccaneers 1987
Eugene McCaslin (LB), Green Bay Packers 2000
Tony McCoy (DT), Indianapolis Colts 1992-99; Arizona Cardinals 2000
Bobby McCray (DE), Jacksonville Jaguars 2004-07; New Orleans Saints 2008-09; Philadelphia Eagles 2010
Ray McDonald (DE), San Francisco 49ers 2007-11
Reggie McGrew (DT), San Francisco 49ers 1999-2001; Atlanta Falcons 2002
Lee McGriff (WR), Tampa Bay Buccaneers 1976
Travis McGriff (WR), Denver Broncos 1999-2001; Atlanta Falcons 2002
Vito McKeever (DB), Tampa Bay Buccaneers 1986-87
Henry McMillian (DT), Seattle Seahawks 1995-97
Dexter McNabb (FB), Green Bay Packers 1992-93
Darren Mickell (DE), Kansas City Chiefs 1992-95; New Orleans Saints 1996-97, 99; San Diego Chargers 2000; Oakland Raiders 2001
Drew Miller (C), Jacksonville Jaguars 2008; St. Louis Rams 2011
Patrick Miller (LB), San Diego Chargers 1987-88
Ernie Mills (WR), Pittsburgh Steelers 1991-96; Carolina Panthers 1997; Dallas Cowboys 1998-99
Jeremy Mincey (DE), San Francisco 49ers/Jacksonville Jaguars 2006; Jacksonville Jaguars 2007-11
Clint Mitchell (DE), Denver Broncos 2003; Kansas City Chiefs 2006
Fondren Mitchell (HB), Miami Seahawks 1946
Jeff Mitchell (C), Baltimore Ravens 1998-2000; Carolina Panthers 2001-05
Alonzo Mitz (DE), Seattle Seahawks 1986-89; Cincinnati Bengals 1991-92
Kestahn Moore (RB), Kansas City Chiefs 2009
Nat Moore (WR), Miami Dolphins 1974-86
Jarvis Moss (DE), Denver Broncos 2007-10; Oakland Raiders 2010-11
Mike Moten (DT), Arizona Cardinals 1998
Mike Mularkey (TE), Minnesota Vikings 1983-88; Pittsburgh Steelers 1989-91
Dennis Murphy (DT), Chicago Bears 1965
Louis Murphy (WR), Oakland Raiders 2009-11
Mark Murray (DL), Denver Broncos 1991
Godfrey Myles (LB), Dallas Cowboys 1991-96
Mike Nattiel (LB), Minnesota Vikings 2003-04
Ricky Nattiel (WR), Denver Broncos 1987-92
Frankie Neal (WR), Green Bay Packers 1987
David Nelson (WR), Buffalo Bills 2010-11
Reggie Nelson (FS), Jacksonville Jaguars 2007-09; Cincinnati Bengals 2010-11

Tim Newton (MG), Minnesota Vikings 1985-89; Tampa Bay Buccaneers 1990-91; Kansas City Chiefs 1993
Jack O'Brien (E), Pittsburgh Steelers 1954-56
Jason Odom (OT), Tampa Bay Buccaneers 1996-99
Louis Oliver (DB), Miami Dolphins 1989-93; Cincinnati Bengals 1994; Miami Dolphins 1995-96
Ralph Ortega (LB), Atlanta Falcons 1975-78; Miami Dolphins 1979-80
Jesse Palmer (QB), New York Giants 2001-04
Joel Parker (WR), New Orleans Saints 1974-75, 77
Bernie Parrish (S), Cleveland Browns 1959-66; Houston Oilers 1966
Mike Pearson (OT), Jacksonville Jaguars 2002-05; Houston Texans 2006
Leon Pennington (LB), Tampa Bay Buccaneers 1987
Anton Peters (T), Denver Broncos 1963
Mike Peterson (LB), Indianapolis Colts 1999-2002; Jacksonville Jaguars 2003-08; Atlanta Falcons 2009-11
Zach Piller (OG), Tennessee Titans 1999-2006
David Posey (K), New England Patriots 1978
Maurkice Pouncey (C), Pittsburgh Steelers 2010-11
Mike Pouncey (C), Miami Dolphins 2011
Keiwan Ratliff (CB), Cincinnati Bengals 2004-07, 10; Tampa Bay Buccaneers 2007; Indianapolis Colts 2007-08; Pittsburgh Steelers 2009
John Reaves (QB), Philadelphia Eagles 1972-74; Cincinnati Bengals 1975-78; Minnesota Vikings 1979; Houston Oilers 1981; Tampa Bay Buccaneers 1987
Larry Rentz (WR), San Diego Chargers 1969
Errict Rhett (RB), Tampa Bay Buccaneers 1994-97; Baltimore Ravens 1998-99; Cleveland Browns 2000
Huey Richardson (LB), Pittsburgh Steelers 1991; New York Jets/Washington Redskins 1992
Ed Robinson (ILB), Pittsburgh Steelers 1994
Johnny Rutledge (LB), Arizona Cardinals 1999-2002
Guss Scott (DB), New England Patriots 2004-05; Seattle Seahawks 2006
Ian Scott (DT), Chicago Bears 2003-06; San Diego Chargers 2008-09
Lito Sheppard (CB), Philadelphia Eagles 2002-08; New York Jets 2009; Minnesota Vikings 2010; Oakland Raiders 2011
Brandon Siler (LB), San Diego Chargers 2007-10; Kansas City Chiefs 2011
Stacey Simmons (WR), Indianapolis Colts 1990
Jackie Simpson (DB), Baltimore Colts 1958-60; Pittsburgh Steelers 1961-62
O.J. Small (WR), Tennessee Titans 2005
Cedric Smith (FB), Minnesota Vikings 1990; New Orleans Saints 1991; Washington Redskins 1994-95; Arizona Cardinals 1996-98
Emmitt Smith (RB), Dallas Cowboys 1990-2002; Arizona Cardinals 2003-04
Larry Smith (RB), Los Angeles Rams 1969-73; Washington Redskins 1974
Del Speer (DB), Cleveland Browns 1993-94; Seattle Seahawks 1994
Jimmy Spencer (DB), New Orleans Saints 1992-95; Cincinnati Bengals 1996-97; San Diego Chargers 1998-99; Denver Broncos 2000-03
Brandon Spikes (LB), New England Patriots 2010-11
Steve Spurrier (QB), San Francisco 49ers 1967-75; Tampa Bay Buccaneers 1976
Max Starks (OT), Pittsburgh Steelers 2004-11

Bruce Starling (DB), Denver Broncos 1963
Kay Stephenson (QB), San Diego Chargers 1967; Buffalo Bills 1968
John Symank (DB), Green Bay Packers 1957-62; St. Louis Cardinals 1963
Steve Tannen (DB), New York Jets 1970-74
Fred Taylor (RB), Jacksonville Jaguars 1998-2008; New England Patriots 2009-10
Travis Taylor (WR), Baltimore Ravens 2000-04; Minnesota Vikings 2005-06; Oakland Raiders/St. Louis Rams/Carolina Panthers 2007; Detroit Lions 2008
Tim Tebow (QB), Denver Broncos 2010-11
Marcus Thomas (DT), Denver Broncos 2007-11
Ron Tilton (OG), Washington Redskins 1986
Allen Trammell (DB), Houston Oilers 1966
Richard Trapp (WR), Buffalo Bills 1968; San Diego Chargers 1969; New York Jets 1970; Philadelphia Eagles 1971-72
Justion Trattou (DE), New York Giants 2011
Phil Trautwein (OT), St. Louis Rams/Cleveland Browns 2009
Scott Trimble (OT), San Diego Chargers 1985
Ben Troupe (TE), Tennessee Titans 2004-07; Tampa Bay Buccaneers 2008; Oakland Raiders 2008
Harmon Wages (RB), Atlanta Falcons 1968-71, 1973
Aaron Walker (TE), San Francisco 49ers 2003-04; St. Louis Rams 2005-07
Kenyatta Walker (OT), Tampa Bay Buccaneers 2001-06
Gerard Warren (DT), Cleveland Browns 2001-04; Denver Broncos 2005-06; Oakland Raiders 2007-09; New England Patriots 2010-11
Tavares Washington (OT), San Francisco 49ers 2006
Dale Waters (E), Washington Redskins 1932-33
Fred Weary (DE), New Orleans Saints 1998-2001; Atlanta Falcons 2002; St. Louis Rams 2003
Dee Webb (CB), Jacksonville Jaguars 2006
Rhondy Weston (DT), Tampa Bay Buccaneers 1989; Cleveland Browns 1991
Adrian White (DB), New York Giants 1987-91; Green Bay Packers 1992; New England Patriots 1993
Jack White (T), Philadelphia Eagles 1945
Broughton Williams (T), Chicago Bears 1947
Cy Williams (T), Staten Island Stapletons 1929-30; Brooklyn Dodgers 1932
David Williams (OT), Houston Oilers 1989-95; New York Jets 1996-97
Elijah Williams (DB), Atlanta Falcons 1998-2001
Jarvis Williams (DB), Miami Dolphins 1988-93; New York Giants 1994
John L. Williams (FB), Seattle Seahawks 1986-93; Pittsburgh Steelers 1994-95
Lawrence Wright (S), Cincinnati Bengals 1997, 99
Major Wright (S), Chicago Bears 2010-11
Danny Wuerffel (QB), New Orleans Saints 1997-99; Green Bay Packers 2000; Chicago Bears 2001; Washington Redskins 2002
DeShawn Wynn (RB), Green Bay Packers 2007-09; New Orleans Saints 2010
Jim Yarbrough (T), Detroit Lions 1969-77
Jim Yeats (TE), Houston Oilers 1960
Tyrone Young (WR), New Orleans Saints 1983-84
Jack Youngblood (DE), Los Angeles Rams 1971-84
Jeff Zimmerman (OG), Dallas Cowboys 1987-90

GATORS IN THE SUPER BOWL

38 Players, 54 Appearances
Gators have been a part of 16 Super Bowl-winning teams

Super Bowl I (1967)
Super Bowl II (1968)
Super Bowl X (1976)
Super Bowl XII (1978)
Super Bowl XIII (1979)
Super Bowl XIV (1980)
Super Bowl XVI (1982)
Super Bowl XVII (1983)
Super Bowl XIX (1985)
Super Bowl XX (1986)
Super Bowl XXI (1987)
Super Bowl XXII (1988)
Super Bowl XXIII (1989)
Super Bowl XXVI (1992)
Super Bowl XXVIII (1993)
Super Bowl XXVIII (1994)
Super Bowl XXX (1996)

Super Bowl XXXIII (1999)
Super Bowl XXXIV (2000)

GREEN BAY: Don Chandler (P)
GREEN BAY: Don Chandler (P)
Dallas: Burton Lawless* (G)
DALLAS: Larry Brinson (RB), Burton Lawless (G)
Dallas: Larry Brinson (RB), Burton Lawless (G)
Los Angeles Rams: Jack Youngblood* (DE)
Cincinnati: Glenn Cameron* (LB), Cris Collinsworth* (WR)
Miami: Nat Moore (WR)
Miami: Nat Moore (WR)
CHICAGO: Wilber Marshall* (LB)
Denver: Tony Lilly (FS), Ricky Nattiel (WR)
Denver: Tony Lilly* (FS), Ricky Nattiel* (WR)
Cincinnati: Cris Collinsworth (WR)
WASHINGTON: Wilber Marshall* (LB)
DALLAS: Emmitt Smith* (RB), Godfrey Myles (LB)
DALLAS: Emmitt Smith* (RB), Godfrey Myles (LB)
Pittsburgh: John L. Williams* (RB), Ernie Mills* (WR)
DALLAS: Emmitt Smith* (RB), Godfrey Myles (LB)
Atlanta: Elijah Williams (DB)
Tennessee: Jevon Kearse* (DE), Zach Piller (OG)
ST. LOUIS: Kevin Carter* (DE)

Super Bowl XXXV (2001)
Super Bowl XXXVIII (2003)
Super Bowl XXXVIII (2004)
Super Bowl XXXIX (2005)
Super Bowl XL (2006)
Super Bowl XLI (2007)
Super Bowl XLII (2008)
Super Bowl XLIII (2009)
Super Bowl XIV (2010)
Super Bowl XLV (2011)
Super Bowl XLVI (2012)

New York Giants: Lomas Brown* (OT), Ike Hilliard* (WR)
BALTIMORE: Jeff Mitchell* (C)
Oakland: Mo Collins* (OG)
TAMPA BAY: Kenyatta Walker* (OT), Lomas Brown (OT)
Carolina: Jeff Mitchell* (C)
Philadelphia: Lito Sheppard* (CB), Jevon Kearse* (DE)
NEW ENGLAND: Gus Scott (S, Injured Reserve)
Seattle: Darrell Jackson* (WR), Marquand Manuel* (S)
PITTSBURGH: Max Starks* (OT)
Chicago: Alex Brown* (DE), Rex Grossman* (QB), Todd Johnson (S), Ian Scott* (DT)
New England: Jabar Gaffney (WR), Chad Jackson (WR)
PITTSBURGH: Dallas Baker (WR), Max Starks* (OT)
NEW ORLEANS: Bobby McCray* (DE)
Pittsburgh: Maurkice Pouncey (C), Max Starks (OT) (both were injured and unable to play)
New England: Brandon Spikes* (LB), Aaron Hernandez (TE), Gerard Warren (DT), Jermaine Cunningham (LB, injured reserve)
NEW YORK GIANTS: Justin Trattou (DE, inactive)

*Started in the Super Bowl; **BOLD ALL CAPS** indicates Super Bowl winning team

GATORS IN THE PRO BOWL

20 Players, 57 Appearances

Neal Anderson, RB
Trace Armstrong, DE
Lomas Brown, OT
Kevin Carter, DE
Wes Chandler, WR
Cris Collinsworth, WR
Bobby Joe Green, P
Tony Green, KR
Percy Harvin, WR
John James, P
Jevon Kearse, DE
David Little, LB
Wilber Marshall, LB
Nat Moore, WR
Maurkice Pouncey, C
Lito Sheppard, DB
Emmitt Smith, RB
Fred Taylor, RB
John L. Williams, FB
Jack Youngblood, DE

Chicago Bears (1988-89-90-91)
Miami Dolphins (2000)
Detroit Lions (1990-91-92-93-94-95) and Arizona Cardinals (1996)
St. Louis Rams (1999) and Tennessee Titans (2002)
New Orleans Saints and San Diego Chargers (1979-82-83-85)
Cincinnati Bengals (1981-82-83)
Chicago Bears (1970)
Washington Redskins (1978)
Minnesota Vikings (2009)
Atlanta Falcons (1975-76-77)
Tennessee Titans (1999-2000-01)
Pittsburgh Steelers (1990)
Chicago Bears (1986-87) and Washington (1992)
Miami Dolphins (1977)
Pittsburgh Steelers (2010-11)
Philadelphia Eagles (2004-06)
Dallas Cowboys (1990-91-92-93-94-95-98-99)
Jacksonville Jaguars (2007)
Seattle Seahawks (1990-91)
Los Angeles Rams (1973-74-75-76-77-78-79)

SUPER BOWL SCORING, BY COLLEGE

| School | Points | |
|--------------------------|-----------|---|
| 1 Miami (Fla.) | 78 | Passing TDs count for the receiver, not the passer. |
| 2 Penn State | 73 | |
| 3 Notre Dame | 64 | |
| 4 FLORIDA | 62 | |
| 5 Georgia | 55 | |
| 6 Nebraska | 54 | |
| 7 California | 48 | |
| Mississippi Valley State | 48 | |
| 9 Illinois | 45 | |
| 10 Michigan State | 43 | |
| 11 Ohio State | 42 | |
| 12 UCLA | 40 | |
| 13 Colorado | 37 | |
| 14 Southern Cal | 36 | |

2011 GATORS IN THE NFL

35 Players, 429 Games Played, 271 Starts

| PLAYER | TEAM |
|--------------------------|----------------------|
| Ahmad Black (DB) | Tampa Bay Buccaneers |
| Andre Caldwell (WR) | Cincinnati Bengals |
| Cooper Carlisle (OG) | Oakland Raiders |
| Riley Cooper (WR) | Philadelphia Eagles |
| Jermaine Cunningham (DE) | New England Patriots |
| Andra Davis (LB) | Buffalo Bills |
| Carlos Dunlap (DE) | Cincinnati Bengals |
| Jabar Gaffney (WR) | Washington Redskins |
| Marcus Gilbert (OT) | Pittsburgh Steelers |
| Earnest Graham (RB) | Tampa Bay Buccaneers |
| Rex Grossman (QB) | Washington Redskins |
| Joe Haden (CB) | Cleveland Browns |

| PLAYER | TEAM |
|----------------------|----------------------|
| Derrick Harvey (DE) | Denver Broncos |
| Percy Harvin (WR) | Minnesota Vikings |
| Chas Henry (P) | Philadelphia Eagles |
| Aaron Hernandez (TE) | New England Patriots |
| Maurice Hurt (OG) | Washington Redskins |
| Ray McDonald (DE) | San Francisco 49ers |
| Drew Miller (C) | St. Louis Rams |
| Jeremy Mincey (DE) | Jacksonville Jaguars |
| Jarvis Moss (DE) | Oakland Raiders |
| Louis Murphy (WR) | Oakland Raiders |
| David Nelson (WR) | Buffalo Bills |
| Reggie Nelson (FS) | Cincinnati Bengals |

| PLAYER | TEAM |
|----------------------|----------------------|
| Mike Peterson (LB) | Atlanta Falcons |
| Maurkice Pouncey (C) | Pittsburgh Steelers |
| Mike Pouncey (C) | Miami Dolphins |
| Lito Sheppard (CB) | Oakland Raiders |
| Brandon Spikes (LB) | New England Patriots |
| Max Starks (OT) | Pittsburgh Steelers |
| Tim Tebow (QB) | Denver Broncos |
| Marcus Thomas (DT) | Denver Broncos |
| Justin Trattou (DE) | New York Giants |
| Gerard Warren (DT) | New England Patriots |
| Major Wright (S) | Chicago Bears |

Gator alumni in the NFL accounted for the following totals during the 2011 NFL regular season:

| | | | | |
|---------------------|---------------------|-----------------------|-------------|-----------------|
| 4,880 passing yards | 1,336 rushing yards | 4,518 receiving yards | 536 tackles | 9 interceptions |
| 28 passing TDs | 10 rushing TDs | 27 receiving TDs | 24.5 sacks | |

FIRST-ROUND DRAFT PICKS

- UF has 43 all-time first-round draft picks in school history, the fourth best total in the nation and tops in the SEC.
- A breakdown of those selections includes nine RB, nine DL, six WR, six OL, five DB, four LB and four QB.

- The Gators had at least one first-round draft pick each year from 2007-11. UF's total of eight first-round draft picks in the last five drafts is tied for the top total in the nation.

- Florida has had a first-round draft pick at 11 different positions (C, QB, RB, FB, WR, OT, DE, DT, LB, CB, S).
- Florida tied a school record with three first-round draft picks in 2010 (UF also had three in 1989).

1945 RB **Paul Duhart** by the Pittsburgh Steelers
2nd pick overall

1950 RB **Chuck Hunsinger** by the Chicago Bears
2nd pick overall

1967 QB **Steve Spurrier** by the San Francisco 49ers
3rd pick overall

1969 RB **Larry Smith** by the Los Angeles Rams
8th pick overall

1970 DB **Steve Tannen** by the New York Jets
20th pick overall

1971 DE **Jack Youngblood** by the Los Angeles Rams
20th pick overall

1972 QB **John Reaves** by the Philadelphia Eagles
14th pick overall

1975 LB **Glenn Cameron** by the Cincinnati Bengals
14th pick overall

1978 WR **Wes Chandler** by the New Orleans Saints
3rd pick overall

1983 FB **James Jones** by the Detroit Lions
13th pick overall

1984 LB **Wilber Marshall** by the Chicago Bears
11th pick overall

1985 OT **Lomas Brown** by the Detroit Lions
6th pick overall

RB **Lorenzo Hampton** by the Miami Dolphins
27th pick overall

1986 FB **John L. Williams** by the Seattle Seahawks
15th pick overall

RB **Neal Anderson** by the Chicago Bears
28th pick overall

1987 WR **Ricky Nattiel** by the Denver Broncos
27th pick overall

1988 LB **Clifford Charlton** by the Cleveland Browns
21st pick overall

1989 DT **Trace Armstrong** by the Chicago Bears
12th pick overall

OT **David Williams** by the Houston Oilers
23rd pick overall

DB **Louis Oliver** by the Miami Dolphins
25th pick overall

1990 RB **Emmitt Smith** by the Dallas Cowboys
17th pick overall

1991 DE **Huey Richardson** by the Pittsburgh Steelers
15th pick overall

1995 DE **Kevin Carter** by the St. Louis Rams
6th pick overall

DT **Ellis Johnson** by the Indianapolis Colts
15th pick overall

1997 WR **Ike Hilliard** by the New York Giants
7th pick overall

WR **Reidel Anthony** by the Tampa Bay Bucs
16th pick overall

1998 RB **Fred Taylor** by the Jacksonville Jaguars
9th pick overall

OT **Mo Collins** by the Oakland Raiders
23rd pick overall

1999 LB **Jevon Kearse** by the Tennessee Titans
16th pick overall

DT **Reggie McGrew** by the San Francisco 49ers
24th pick overall

2000 WR **Travis Taylor** by the Baltimore Ravens
10th pick overall

2001 DT **Gerard Warren** by the Cleveland Browns
3rd pick overall

OT **Kenyatta Walker** by the Tampa Bay Bucs
14th pick overall

2002 DB **Lito Sheppard** by the Philadelphia Eagles
26th pick overall

2003 QB **Rex Grossman** by the Chicago Bears
22nd pick overall

2007 DE **Jarvis Moss** by the Denver Broncos
17th pick overall

S **Reggie Nelson** by the Jacksonville Jaguars
21st pick overall

2008 DE **Derrick Harvey** by the Jacksonville Jaguars
8th pick overall

2009 WR **Percy Harvin** by the Minnesota Vikings
22nd pick overall

2010 CB **Joe Haden** by the Cleveland Browns
7th pick overall

C **Maurkice Pouncey** by the Pittsburgh Steelers
18th pick overall

QB **Tim Tebow** by the Denver Broncos
25th pick overall

2011 OL **Mike Pouncey** by the Miami Dolphins
15th pick overall

FIRST-ROUND STREAKS BY SCHOOL

| | | |
|---|----------------|--------------------------|
| 1 | Miami (Fla.) | 14 years (1995-2008) |
| 2 | FLORIDA | 9 years (1983-91) |
| 3 | Ohio State | 7 years (1991-97) |
| | Pittsburgh | 7 years (1983-89) |
| 5 | LSU | 6 years (2004-09) |
| | Michigan | 6 years (1991-96) |
| | Michigan State | 6 years (1986-91) |

| | | |
|---|----------------|--------------------------|
| 8 | FLORIDA | 5 years (2007-11) |
| | Maryland | 5 years (1952-56) |
| | Minnesota | 5 years (1939-43) |
| | Penn State | 5 years (1979-83) |
| | Southern Cal | 5 years (1993-97) |
| | Tennessee | 5 years (1991-95) |
| | Tennessee | 5 years (2006-10) |
| | Syracuse | 5 years (1998-2002) |

MOST YEARS IN FIRST ROUND

| | | |
|----|----------------|------------------------------|
| 1 | Ohio State | 39 years (Last: 2011) |
| | Southern Cal | 39 years (Last: 2012) |
| 3 | Notre Dame | 36 years (Last: 2012) |
| 4 | Michigan | 33 years (Last: 2010) |
| 5 | FLORIDA | 31 years (Last: 2011) |
| | Miami (Fla.) | 31 years (Last: 2008) |
| 7 | Tennessee | 30 years (Last: 2010) |
| 8 | Alabama | 28 years (Last: 2012) |
| 9 | Texas | 27 years (Last: 2010) |
| 10 | Oklahoma | 26 years (Last: 2010) |

GATORS DRAFTED BY FRANCHISE

| Selections | Team |
|------------|----------------------|
| 24 | Pittsburgh Steelers |
| 18 | Chicago Bears |
| 17 | New York Giants |
| 16 | Denver Broncos |
| 16 | San Francisco 49ers |
| 13 | Dallas Cowboys |
| 12 | Indianapolis Colts |
| 12 | Philadelphia Eagles |
| 11 | New England Patriots |
| 11 | St. Louis Rams |
| 11 | Washington Redskins |
| 10 | Green Bay Packers |
| 10 | Miami Dolphins |
| 10 | Minnesota Vikings |
| 9 | Arizona Cardinals |
| 9 | Cleveland Browns |
| 9 | San Diego Chargers |

| Selections | Team |
|------------|----------------------|
| 9 | Seattle Seahawks |
| 9 | Tampa Bay Buccaneers |
| 9 | Tennessee Titans |
| 8 | Atlanta Falcons |
| 8 | Cincinnati Bengals |
| 7 | Buffalo Bills |
| 7 | Detroit Lions |
| 7 | Jacksonville Jaguars |
| 7 | Kansas City Chiefs |
| 7 | New York Jets |
| 5 | New Orleans Saints |
| 5 | Oakland Raiders |
| 3 | Baltimore Ravens |
| 1 | Houston Texans |

310 Total Gators Drafted by Current NFL franchises

SELECTIONS MADE BY NOW DEFUNCT FRANCHISES

| | |
|---|-------------------|
| 2 | Boston Yanks |
| 1 | Brooklyn Dodgers |
| 1 | *New York Yankees |

4 Total Gators Drafted by Defunct NFL franchises

314 Total Gators Drafted in History

**The Yankees were a member of the All-American Football Conference that merged with the NFL in 1950. A separate AAFC draft was held from 1947-49.*

GATORS DRAFTED BY DECADE

2010s

| Year | Picks |
|--------------|-----------|
| 2012 | 2 |
| 2011 | 4 |
| 2010 | 9 |
| TOTAL | 15 |

2000s

| Year | Picks |
|--------------|-----------|
| 2009 | 3 |
| 2008 | 2 |
| 2007 | 9 |
| 2006 | 3 |
| 2005 | 3 |
| 2004 | 5 |
| 2003 | 8 |
| 2002 | 8 |
| 2001 | 4 |
| 2000 | 5 |
| TOTAL | 50 |

1990s

| Year | Picks |
|--------------|-----------|
| 1999 | 8 |
| 1998 | 5 |
| 1997 | 4 |
| 1996 | 6 |
| 1995 | 4 |
| 1994 | 5 |
| 1993 | 2 |
| 1992 | 9 |
| 1991 | 5 |
| 1990 | 4 |
| TOTAL | 52 |

1980s

| Year | Picks |
|--------------|-----------|
| 1989 | 4 |
| 1988 | 4 |
| 1987 | 6 |
| 1986 | 7 |
| 1985 | 6 |
| 1984 | 4 |
| 1983 | 4 |
| 1982 | 2 |
| 1981 | 4 |
| 1980 | 1 |
| TOTAL | 42 |

1970s

| Year | Picks |
|--------------|-----------|
| 1979 | 2 |
| 1978 | 10 |
| 1977 | 4 |
| 1976 | 8 |
| 1975 | 4 |
| 1974 | 5 |
| 1973 | 2 |
| 1972 | 4 |
| 1971 | 1 |
| 1970 | 2 |
| TOTAL | 42 |

1960s

| Year | Picks |
|--------------|----------------------|
| 1969 | 4 |
| 1968 | 1 |
| 1967 | 2 |
| 1966 | 4 (+2 AFL) |
| 1965 | 5 (+1 AFL) |
| 1964 | 3 (+1 AFL) |
| 1963 | 6 (+3 AFL) |
| 1962 | 2 (+5 AFL) |
| 1961 | 2 (+2 AFL) |
| 1960 | 3 (+6 AFL) |
| TOTAL | 32 (+ 20 AFL) |

1950s

| Year | Picks |
|--------------|-----------|
| 1959 | 5 |
| 1958 | 6 |
| 1957 | 7 |
| 1956 | 5 |
| 1955 | 4 |
| 1954 | 5 |
| 1953 | 5 |
| 1952 | 2 |
| 1951 | 0 |
| 1950 | 4 |
| TOTAL | 43 |

1940s

| Year | Picks |
|--------------|---------------------|
| 1949 | 0 |
| 1948 | 2 (+ 1 AAFC) |
| 1947 | 0 |
| 1946 | 3 |
| 1945 | 3 |
| 1944 | 0 |
| 1943 | 4 |
| 1942 | 1 |
| 1941 | 1 |
| 1940 | 1 |
| TOTAL | 15 (+1 AAFC) |

1930s

| Year | Picks |
|--------------|----------|
| 1939 | 0 |
| 1938 | 1 |
| 1937 | 0 |
| 1936 | 0 |
| TOTAL | 1 |

PLAYERS DECLARING EARLY

2011 (1)

Will Hill

2010 (5)

Carlos Dunlap
Joe Haden
Aaron Hernandez
Maurice Pouncey
Major Wright

2009 (1)

Percy Harvin

2008 (1)

Derrick Harvey

2007 (4)

Jarvis Moss
Reggie Nelson
Brandon Siler
Ryan Smith

2006 (1)

Chad Jackson

2005 (2)

Channing Crowder
Ciatrick Fason

2003 (5)

Rex Grossman
Taylor Jacobs
Clint Mitchell
Mike Nattiel
Ian Scott

2002 (4)

Reche Caldwell
Jabar Gaffney
Mike Pearson
Lito Sheppard

2001 (3)

John Capel
Kenyatta Walker
Gerard Warren

2000 (2)

Travis Taylor
Darrell Jackson

1999 (2)

Jevon Kearse
Reggie McGrew

1998 (2)

Mo Collins
Jacquez Green

1997 (2)

Ike Hilliard
Reidel Anthony

1995 (1)

Jack Jackson

1994 (1)

Darren Mickell

1990 (1)

Emmitt Smith

ALL-TIME DRAFT RESULTS

2012

| Rd. (Overall) | Name | Pos. | Team |
|---------------|--------------|------|---------------------|
| 4 (114th) | Jaye Howard | DT | Seattle Seahawks |
| 5 (159th) | Chris Rainey | RB | Pittsburgh Steelers |

2011

| | | | |
|-----------|----------------|----|----------------------|
| 1 (15th) | Mike Pouncey | OL | Miami Dolphins |
| 2 (63rd) | Marcus Gilbert | OT | Pittsburgh Steelers |
| 5 (151st) | Ahmad Black | S | Tampa Bay Buccaneers |
| 7 (217th) | Maurice Hurt | G | Washington Redskins |

2010

| | | | |
|-----------|---------------------|----|----------------------|
| 1 (7th) | Joe Haden | CB | Cleveland Browns |
| 1 (18th) | Maurkice Pouncey | C | Pittsburgh Steelers |
| 1 (25th) | Tim Tebow | QB | Denver Broncos |
| 2 (53rd) | Jermaine Cunningham | DE | New England Patriots |
| 2 (54th) | Carlos Dunlap | DE | Cincinnati Bengals |
| 2 (62nd) | Brandon Spikes | LB | New England Patriots |
| 3 (75th) | Major Wright | S | Chicago Bears |
| 4 (113th) | Aaron Hernandez | TE | New England Patriots |
| 5 (159th) | Riley Cooper | WR | Philadelphia Eagles |

2009

| | | | |
|-----------|------------------|-------|---------------------|
| 1 (22nd) | Percy Harvin | WR/RB | Minnesota Vikings |
| 4 (124th) | Louis Murphy | WR | Oakland Raiders |
| 5 (153rd) | Cornelius Ingram | TE | Philadelphia Eagles |

2008

| | | | |
|----------|----------------|----|----------------------|
| 1 (8th) | Derrick Harvey | DE | Jacksonville Jaguars |
| 3 (97th) | Andre Caldwell | WR | Cincinnati Bengals |

2007

| | | | |
|-----------|---------------|----|----------------------|
| 1 (17th) | Jarvis Moss | DE | Denver Broncos |
| 1 (21st) | Reggie Nelson | S | Jacksonville Jaguars |
| 3 (97th) | Ray McDonald | DE | San Francisco 49ers |
| 4 (135th) | Joe Cohen | DE | San Francisco 49ers |
| 4 (121st) | Marcus Thomas | DT | Denver Broncos |
| 6 (206th) | Ryan Smith | CB | Tennessee Titans |
| 7 (227th) | Dallas Baker | WR | Pittsburgh Steelers |
| 7 (228th) | DeShawn Wynn | RB | Green Bay Packers |
| 7 (240th) | Brandon Siler | LB | San Diego Chargers |

2006

| | | | |
|-----------|---------------|----|----------------------|
| 2 (36th) | Chad Jackson | WR | New England Patriots |
| 6 (191st) | Jeremy Mincey | DE | New England Patriots |
| 7 (236th) | Dee Webb | DB | Jacksonville Jaguars |

2005

| | | | |
|-----------|------------------|----|-------------------|
| 3 (70th) | Channing Crowder | LB | Miami Dolphins |
| 4 (112th) | Ciattrick Fason | TB | Minnesota Vikings |
| 7 (218th) | Reynaldo Hill | DB | Tennessee Titans |

2004

| | | | |
|-----------|----------------|----|----------------------|
| 2 (40th) | Ben Troupe | TE | Tennessee Titans |
| 2 (49th) | Keiwan Ratliff | DB | Cincinnati Bengals |
| 3 (75th) | Max Starks | OT | Pittsburgh Steelers |
| 3 (95th) | Guss Scott | SS | New England Patriots |
| 7 (249th) | Bobby McCray | DE | Jacksonville Jaguars |

2003

| Rd. (Overall) | Name | Pos. | Team |
|---------------|----------------|------|---------------------|
| 1 (22nd) | Rex Grossman | QB | Chicago Bears |
| 2 (44th) | Taylor Jacobs | WR | Washington Redskins |
| 4 (100th) | Todd Johnson | FS | Chicago Bears |
| 4 (116th) | Ian Scott | DT | Chicago Bears |
| 5 (161st) | Aaron Walker | TE | San Francisco 49ers |
| 5 (171st) | Tron LaFavor | DT | Chicago Bears |
| 6 (190th) | Mike Nattiel | LB | Minnesota Vikings |
| 7 (227th) | Clint Mitchell | DE | Denver Broncos |

2002

| | | | |
|-----------|-----------------|----|----------------------|
| 1 (26th) | Lito Sheppard | CB | Philadelphia Eagles |
| 2 (33rd) | Jabar Gaffney | WR | Houston Texans |
| 2 (40th) | Mike Pearson | OT | Jacksonville Jaguars |
| 2 (48th) | Reche Caldwell | WR | San Diego Chargers |
| 4 (102nd) | Jeff Chandler | PK | San Francisco 49ers |
| 4 (104th) | Alex Brown | DE | Chicago Bears |
| 5 (141st) | Andra Davis | LB | Cleveland Browns |
| 6 (181st) | Marquand Manuel | SS | Cincinnati Bengals |

2001

| | | | |
|-----------|-----------------|----|----------------------|
| 1 (3rd) | Gerard Warren | DT | Cleveland Browns |
| 1 (14th) | Kenyatta Walker | OT | Tampa Bay Buccaneers |
| 4 (125th) | Jesse Palmer | QB | New York Giants |
| 7 (208th) | John Capel | WR | Chicago Bears |

2000

| | | | |
|-----------|-----------------|----|-------------------|
| 1 (10th) | Travis Taylor | WR | Baltimore Ravens |
| 3 (68th) | Erron Kinney | TE | Tennessee Titans |
| 3 (80th) | Darrell Jackson | WR | Seattle Seahawks |
| 4 (112th) | Cooper Carlisle | G | Denver Broncos |
| 7 (249th) | Eugene McCaslin | LB | Green Bay Packers |

1999

| | | | |
|-----------|-----------------|----|----------------------|
| 1 (16th) | Jevon Kearse | LB | Tennessee Titans |
| 1 (24th) | Reggie McGrew | DT | San Francisco 49ers |
| 2 (36th) | Mike Peterson | LB | Indianapolis Colts |
| 2 (51st) | Johnny Rutledge | LB | Arizona Cardinals |
| 3 (81st) | Zach Piller | OT | Tennessee Titans |
| 3 (91st) | Tony George | DB | New England Patriots |
| 3 (93rd) | Travis McGriff | WR | Denver Broncos |
| 5 (157th) | Terry Jackson | RB | San Francisco 49ers |

1998

| | | | |
|-----------|-----------------|----|----------------------|
| 1 (9th) | Fred Taylor | RB | Jacksonville Jaguars |
| 1 (23rd) | Mo Collins | OT | Oakland Raiders |
| 2 (34th) | Jacquez Green | WR | Tampa Bay Buccaneers |
| 4 (97th) | Fred Weary | DB | New Orleans Saints |
| 6 (166th) | Elijah Williams | DB | Atlanta Falcons |

1997

| | | | |
|-----------|----------------|----|----------------------|
| 1 (7th) | Ike Hilliard | WR | New York Giants |
| 1 (16th) | Reidel Anthony | WR | Tampa Bay Buccaneers |
| 4 (99th) | Danny Wuerffel | QB | New Orleans Saints |
| 5 (134th) | Jeff Mitchell | C | Baltimore Ravens |

1996

| | | | |
|-----------|----------------|----|----------------------|
| 3 (78th) | Mark Campbell | DE | Denver Broncos |
| 4 (96th) | Jason Odom | OT | Tampa Bay Buccaneers |
| 6 (172nd) | Dexter Daniels | LB | Baltimore Ravens |
| 6 (184th) | Reggie Green | OL | Seattle Seahawks |
| 6 (185th) | Chris Doering | WR | Jacksonville Jaguars |
| 7 (225th) | Johnie Church | DE | Seattle Seahawks |

1995

| Rd. (Overall) | Name | Pos. | Team |
|---------------|-----------------|------|--------------------|
| 1 (6th) | Kevin Carter | DE | St. Louis Rams |
| 1 (15th) | Ellis Johnson | DT | Indianapolis Colts |
| 4 (116th) | Jack Jackson | WR | Chicago Bears |
| 6 (180th) | Henry McMillian | DT | Seattle Seahawks |

1994

| | | | |
|-----------|------------------|----|----------------------|
| 2 (34th) | Errict Rhett | RB | Tampa Bay Buccaneers |
| 3 (109th) | Willie Jackson | WR | Dallas Cowboys |
| 6 (138th) | Harrison Houston | WR | Atlanta Falcons |
| 6 (147th) | William Gaines | DT | Miami Dolphins |
| SD (25th) | Darren Mickell | DE | Kansas City Chiefs |

1993

| | | | |
|-----------|----------------|----|----------------------|
| 6 (142nd) | Lawrence Hatch | DB | New England Patriots |
| 7 (172nd) | Will White | FS | Phoenix Cardinals |

Note: In 1993, the NFL Draft was reduced to seven rounds.

1992

| | | | |
|------------|-------------------|----|---------------------|
| 4 (105th) | Tony McCoy | DT | Indianapolis Colts |
| 5 (119th) | Dexter McNabb | FB | Green Bay Packers |
| 5 (127th) | Cal Dixon | C | New York Jets |
| 6 (156th) | Tony Rowell | OT | Los Angeles Raiders |
| 7 (182nd) | Tim Paulk | LB | Atlanta Falcons |
| 8 (206th) | Hesham Ismail | OG | Pittsburgh Steelers |
| 9 (241st) | Ephesians Bartley | LB | Philadelphia Eagles |
| 10 (264th) | Brad Culpepper | DT | Minnesota Vikings |
| 12 (309th) | Michael Brandon | DE | Indianapolis Colts |

1991

| | | | |
|-----------|-----------------|----|---------------------|
| 1 (15th) | Huey Richardson | DE | Pittsburgh Steelers |
| 3 (62nd) | Godfrey Myles | LB | Dallas Cowboys |
| 3 (73rd) | Ernie Mills | WR | Pittsburgh Steelers |
| 6 (157th) | Richard Fain | DB | Cincinnati Bengals |
| 8 (215th) | Jimmy Spencer | DB | Washington Redskins |

1990

| | | | |
|-----------|----------------|----|--------------------|
| 1 (17th) | Emmitt Smith | RB | Dallas Cowboys |
| 4 (83rd) | Stacey Simmons | WR | Indianapolis Colts |
| 5 (131st) | Cedric Smith | FB | Minnesota Vikings |
| 9 (245th) | Tony Lomack | WR | Los Angeles Rams |

1989

| | | | |
|----------|-----------------|----|----------------|
| 1 (12th) | Trace Armstrong | DT | Chicago Bears |
| 1 (23rd) | David Williams | OT | Houston Oilers |
| 1 (25th) | Louis Oliver | FS | Miami Dolphins |
| 3 (68th) | Rhondy Weston | DT | Dallas Cowboys |

1988

| | | | |
|-----------|-------------------|-----|--------------------|
| 1 (21st) | Clifford Charlton | OLB | Cleveland Browns |
| 2 (42nd) | Jarvis Williams | DB | Miami Dolphins |
| 6 (162nd) | Bob Sims | OG | New Orleans Saints |
| 7 (180th) | Kerwin Bell | QB | Miami Dolphins |

1987

| | | | |
|------------|-----------------|-----|---------------------|
| 1 (27th) | Ricky Nattiel | WR | Denver Broncos |
| 2 (55th) | Adrian White | DB | New York Giants |
| 3 (68th) | Jeff Zimmerman | OL | Dallas Cowboys |
| 6 (149th) | Ron Moten | OLB | Philadelphia Eagles |
| 12 (318th) | Scott Armstrong | ILB | Dallas Cowboys |
| 12 (323rd) | Keith Williams | DT | Minnesota Vikings |

1986

| Rd. (Overall) | Name | Pos. | Team |
|---------------|------------------|------|----------------------|
| 1 (15th) | John L. Williams | FB | Seattle Seahawks |
| 1 (27th) | Neal Anderson | RB | Chicago Bears |
| 2 (48th) | Alonzo Johnson | OLB | Philadelphia Eagles |
| 5 (121st) | Ray Criswell | P | Philadelphia Eagles |
| 5 (131st) | Patrick Miller | OLB | San Diego Chargers |
| 7 (187th) | Ray McDonald | WR | New England Patriots |
| 8 (211th) | Alonzo Mitz | DT | Seattle Seahawks |

1985

| | | | |
|------------|-----------------|----|-------------------|
| 1 (6th) | Lomas Brown | OT | Detroit Lions |
| 1 (27th) | Lorenzo Hampton | RB | Miami Dolphins |
| 3 (76th) | Crawford Ker | OT | Dallas Cowboys |
| 5 (139th) | Billy Hinson | OG | Denver Broncos |
| 6 (164th) | Tim Newton | MG | Minnesota Vikings |
| 11 (306th) | Gary Rolle | WR | Denver Broncos |

1984

| | | | |
|-----------|-----------------|----|--------------------|
| 1 (11th) | Wilber Marshall | LB | Chicago Bears |
| 3 (78th) | Tony Lilly | DB | Denver Broncos |
| 8 (202nd) | Randy Clark | DB | Kansas City Chiefs |
| 9 (232nd) | John Hunt | OG | Dallas Cowboys |

1983

| | | | |
|------------|----------------|----|---------------------|
| 1 (13th) | James Jones | RB | Detroit Lions |
| 4 (108th) | Chris Faulkner | TE | Dallas Cowboys |
| 9 (229th) | Mike Mularkey | TE | San Francisco 49ers |
| 10 (274th) | Dan Fike | OT | New York Jets |

1982

| | | | |
|------------|----------------|----|----------------------|
| 2 (38th) | David Galloway | DT | St. Louis Cardinals |
| 10 (253rd) | Brian Clark | K | New England Patriots |

1981

| | | | |
|-----------|-------------------|----|---------------------|
| 2 (37th) | Cris Collinsworth | WR | Cincinnati Bengals |
| 6 (153rd) | Dock Luckie | DT | Kansas City Chiefs |
| 7 (183rd) | David Little | LB | Pittsburgh Steelers |
| 7 (190th) | Mike Clark | DE | Los Angeles Rams |

1980

| | | | |
|----------|---------------|----|----------------------|
| 3 (75th) | Scot Brantley | LB | Tampa Bay Buccaneers |
|----------|---------------|----|----------------------|

1979

| | | | |
|------------|--------------|----|---------------------|
| 7 (251st) | Mike Dupree | LB | Kansas City Chiefs |
| 10 (178th) | Don Swafford | T | Philadelphia Eagles |

1978

| | | | |
|------------|------------------|----|----------------------|
| 1 (3rd) | Wes Chandler | WR | New Orleans Saints |
| 2 (38th) | Scott Hutchinson | DE | Buffalo Bills |
| 4 (91st) | Terry LeCount | WR | San Francisco 49ers |
| 5 (124th) | Earl Carr | RB | St. Louis Cardinals |
| 5 (128th) | Willie Wilder | RB | Green Bay Packers |
| 6 (159th) | Tony Green | RB | Washington Redskins |
| 8 (197th) | Derrick Gaffney | WR | New York Jets |
| 10 (259th) | Mark Totten | C | Green Bay Packers |
| 11 (296th) | Charlie Williams | LB | New England Patriots |
| 12 (311th) | Alan Williams | P | New York Jets |

1977

| | | | |
|------------|----------------|----|----------------------|
| 9 (239th) | David Posey | K | San Francisco 49ers |
| 10 (252nd) | Robert Morgan | RB | Tampa Bay Buccaneers |
| 10 (253rd) | Alvin Cowans | DB | Pittsburgh Steelers |
| 12 (310th) | Jimmy Stephens | TE | Pittsburgh Steelers |

1976

| Rd. (Overall) | Name | Pos. | Team |
|---------------|----------------|------|----------------------|
| 2 (29th) | Sammy Green | LB | Seattle Seahawks |
| 2 (30th) | Jimmy DuBose | RB | Tampa Bay Buccaneers |
| 4 (111th) | Mike Smith | DE | Philadelphia Eagles |
| 6 (157th) | Alvin Darby | TE | Seattle Seahawks |
| 7 (199th) | James Richards | RB | New York Jets |
| 12 (332nd) | Gerald Loper | G | San Francisco 49ers |
| 13 (356th) | Mike Williams | T | Atlanta Falcons |
| 14 | Wayne Fields | DB | Pittsburgh Steelers |

1975

| | | | |
|-----------|------------------|----|---------------------|
| 1 (14th) | Glenn Cameron | LB | Cincinnati Bengals |
| 2 (29th) | Ralph Ortega | LB | Atlanta Falcons |
| 2 (44th) | Richard Lawless | G | Dallas Cowboys |
| 8 (191st) | Preston Kendrick | LB | San Francisco 49ers |

1974

| | | | |
|------------|----------------|----|--------------------|
| 3 (78th) | Nat Moore | WR | Miami Dolphins |
| 4 (96th) | Vince Kendrick | RB | Atlanta Falcons |
| 5 (113th) | Joseph Parker | WR | New Orleans Saints |
| 12 (267th) | Ricky S. Brown | LB | Houston Oilers |
| 12 (312th) | Jim Revels | DB | Miami Dolphins |

1973

| | | | |
|------------|-------------------|----|-------------------|
| 6 (143rd) | Fred Abbott | LB | Minnesota Vikings |
| 11 (285th) | Willie B. Jackson | WR | Los Angeles Rams |

1972

| | | | |
|------------|----------------|----|---------------------|
| 1 (14th) | John Reaves | QB | Philadelphia Eagles |
| 12 (294th) | Mike Rich | RB | Green Bay Packers |
| 14 (348th) | Tommy Durrance | RB | Pittsburgh Steelers |
| 15 (390th) | Carlos Alvarez | WR | Dallas Cowboys |

1971

| | | | |
|----------|-----------------|----|------------------|
| 1 (20th) | Jack Youngblood | DE | Los Angeles Rams |
|----------|-----------------|----|------------------|

1970

| | | | |
|------------|---------------|----|--------------------|
| 1 (20th) | Steve Tannen | DB | New York Jets |
| 10 (250th) | Malcolm Steen | G | San Diego Chargers |

1969

| | | | |
|------------|----------------|----|--------------------|
| 1 (8th) | W. Larry Smith | RB | Los Angeles Rams |
| 2 (47th) | Jim Yarbrough | TE | Detroit Lions |
| 5 (109th) | Guy Dennis | G | Cincinnati Bengals |
| 17 (434th) | Larry Rentz | DB | San Diego Chargers |

1968

| | | | |
|----------|---------------|---|---------------|
| 3 (63rd) | Richard Trapp | E | Buffalo Bills |
|----------|---------------|---|---------------|

1967

| | | | |
|----------|----------------|----|---------------------|
| 1 (3rd) | Steve Spurrier | QB | San Francisco 49ers |
| 3 (57th) | Jimmy Jordan | HB | Atlanta Falcons |

1966

| | | | |
|----|----------------|-----|--------------------------|
| 2 | Larry Gagner | G | Pittsburgh Steelers |
| 3 | Larry Gagner | G | Miami Dolphins (AFL) |
| 3 | Randy Jackson | T | Buffalo Bills (AFL) |
| 4 | Randy Jackson | T | Chicago Bears |
| 6 | Charley Casey | FL | Atlanta Falcons |
| 15 | Harold Seymour | HBK | Washington Redskins |
| 18 | Harold Seymour | HBK | Kansas City Chiefs (AFL) |

1965

| | | | |
|----|------------------|-----|----------------------|
| 5 | Roger Pettee | LB | Dallas Cowboys |
| 6 | A. Dennis Murphy | T | Houston Oilers (AFL) |
| 10 | Frank Pennie | T | Detroit Lions |
| 10 | A. Dennis Murphy | T | Chicago Bears |
| 15 | Larry Gagner | T | Cleveland Browns |
| 19 | Berry Brown | ELB | Baltimore Colts |

1964

| Rd. (Overall) | Name | Pos. | Team |
|---------------|--------------------|------|---------------------|
| 6 | Merrell Brown | E | Washington Redskins |
| 7 | Hagood Clarke, III | B | San Francisco 49ers |
| 15 | Berry Brown | E | Pittsburgh Steelers |
| 18 | Hagood Clarke, III | B | Buffalo Bills (AFL) |

1963

| | | | |
|----|----------------|----|----------------------|
| 2 | Frank Lasky | T | New York Giants |
| 3 | Dick Skelly | B | New York Giants |
| 6 | Anton Peters | T | Denver Broncos (AFL) |
| 8 | Anton Peters | T | Los Angeles Rams |
| 9 | Robert Hoover | B | Minnesota Vikings |
| 11 | Lindy Infante | HB | Buffalo Bills (AFL) |
| 12 | Lindy Infante | HB | Cleveland Browns |
| 14 | Frank Lasky | T | San Diego Chargers |
| 19 | Bruce Starling | HB | Denver Broncos (AFL) |

1962

| | | | |
|----|----------------|----|-----------------------|
| 4 | Thomas F. Dean | T | San Francisco 49ers |
| 8 | Paul White | HB | Minnesota Vikings |
| 8 | Paul White | HB | Buffalo Bills (AFL) |
| 15 | Floyd Dean | T | Oakland Raiders (AFL) |
| 29 | Jim Beaver | G | Buffalo Bills (AFL) |
| 30 | Don Goodman | HB | Dallas Texans (AFL) |
| 31 | Louis Hicks | T | New York Titans (AFL) |

1961

| | | | |
|----|----------------|----|----------------------------|
| 7 | Pat Patchen | E | Denver Broncos (AFL) |
| 8 | Jim Beaver | G | Philadelphia Eagles |
| 13 | Don Goodman | B | Dallas Cowboys |
| 19 | Jack Espanship | HB | Los Angeles Chargers (AFL) |

1960

| | | | |
|----|-------------|---|---------------------|
| 6 | Dave Hudson | E | Washington Redskins |
| 11 | Bob Wehking | C | Baltimore Colts |
| 17 | Jim Beaver | T | Baltimore Colts |

1960 AFL Organizational Draft

(No rounds available)

| | | |
|-----------------|----|----------------------------|
| Jim Beaver | T | Dallas Texans (AFL) |
| William Hudson | E | Denver Broncos (AFL) |
| Bobby Joe Green | HB | Denver Broncos (AFL) |
| Perry McGriff | E | Los Angeles Chargers (AFL) |
| Bob Wehking | C | Los Angeles Chargers (AFL) |
| Dan Edgington | E | Minneapolis (AFL)* |

*Minneapolis subsequently gave up their AFL franchise in lieu of an NFL franchise shortly after the 1960 draft. All selections by Minneapolis hence became property of the newly formed Oakland Raiders' AFL franchise.

1959

| | | | |
|----|-----------------|----|---------------------|
| 9 | Bobby Joe Green | HB | San Francisco 49ers |
| 16 | Dan Edgington | E | Green Bay Packers |
| 24 | Joe Hergert | C | Green Bay Packers |
| 28 | Don Fleming | B | Chicago Cardinals |
| 29 | Perry McGriff | B | Baltimore Colts |

1958

| | | | |
|----|------------------|---|---------------------|
| 2 | Charles Mitchell | G | Cleveland Browns |
| 9 | Bernie Parrish | B | Cleveland Browns |
| 10 | Val Heckman | T | San Francisco 49ers |
| 15 | Ed Sears | B | Pittsburgh Steelers |
| 20 | Lou Pelham | E | Washington Redskins |
| 25 | Jim Roundtree | B | Baltimore Colts |

1957

| | | | |
|----|----------------|---|---------------------|
| 4 | Jackie Simpson | B | Baltimore Colts |
| 5 | John Barrow | G | Detroit Lions |
| 5 | Larry Wesley | T | New York Giants |
| 8 | Billy Booker | B | New York Giants |
| 16 | Joe Brodsky | B | Washington Redskins |
| 18 | Jim Eaton | E | New York Giants |
| 24 | Donald Hicks | T | New York Giants |

1956

| Rd. (Overall) | Name | Pos. | Team |
|---------------|--------------|------|-------------------|
| 5 | Don Chandler | B | New York Giants |
| 6 | Fred Cason | B | New York Giants |
| 16 | Ray T. Brown | B | Chicago Bears |
| 25 | Harry Spears | B | New York Giants |
| 28 | Bobby Lance | QB | Green Bay Packers |

1955

| | | | |
|----|-----------------|---|---------------------|
| 3 | Malcolm Hammock | B | Chicago Cardinals |
| 23 | George Medved | T | Los Angeles Rams |
| 28 | Arch Cassidy | T | Washington Redskins |
| 29 | Bill Dearing | B | Detroit Lions |

1954

| | | | |
|----|----------------|---|---------------------|
| 2 | Rick Casares | B | Chicago Bears |
| 7 | Jack O'Brian | E | Pittsburgh Steelers |
| 8 | Dan Hunter | T | Philadelphia Eagles |
| 15 | Joe D'Agostino | G | Baltimore Colts |
| 17 | Howard Chapman | T | Cleveland Browns |

1953

| | | | |
|----|------------------|---|---------------------|
| 4 | Dwayne Douglas | T | New York Giants |
| 5 | Buford Long | B | New York Giants |
| 17 | Reed Quinn | B | Pittsburgh Steelers |
| 22 | Mike Kelly | E | New York Giants |
| 25 | Haywood Sullivan | B | Chicago Cardinals |

1952

| | | | |
|----|------------------|---|-------------------|
| 13 | Carroll McDonald | C | Detroit Lions |
| 25 | Charlie LaPradd | T | Green Bay Packers |

1950

| | | | |
|----|---------------------|---|---------------------|
| 1 | *Chuck Hunsinger | B | Chicago Bears |
| 13 | Fred Dempsey | G | Chicago Bears |
| 14 | James W. Kynes, Jr. | C | Pittsburgh Steelers |
| 26 | Gaspar Vaccaro | B | Pittsburgh Steelers |

*Pick acquired in trade with the New York Bulldogs

1948

| Rd. (Overall) | Name | Pos. | Team |
|---------------|-------------|------|-------------------------|
| 8 | Bob Forbes | B | Boston Yanks |
| 20 (136th) | *Bob Forbes | B | New York Yankees (AAFC) |
| 25 | Doug Beldon | B | Chicago Cardinals |

*The All-American Football Conference existed from 1946-50, merging with the NFL for the 1950 season. The AAFC held its own separate draft in 1947-49.

1946

| | | | |
|----|-------------|---|---------------------|
| 23 | Kay Jamison | E | Los Angeles Rams |
| 24 | Roger Adams | C | Pittsburgh Steelers |
| 30 | Nick Klutka | E | Boston Yanks |

1945

| | | | |
|----|--------------------|---|---------------------|
| 1 | Paul Duhart | B | Pittsburgh Steelers |
| 4 | Roger Adams | C | Pittsburgh Steelers |
| 18 | Broughton Williams | E | Chicago Bears |

1943

| | | | |
|----|------------------|---|---------------------|
| 10 | Fondren Mitchell | B | Chicago Cardinals |
| 25 | Gene Lee | C | Brooklyn Dodgers |
| 29 | Floyd Konesty | G | Cleveland Rams |
| 29 | Bill Corry | B | Washington Redskins |

1942

| | | | |
|----|-------------|---|-----------------|
| 20 | Milton Hull | T | New York Giants |
|----|-------------|---|-----------------|

1941

| | | | |
|----|-----------------|---|-----------------|
| 16 | Julius Battista | G | New York Giants |
|----|-----------------|---|-----------------|

1940

| | | | |
|---|------------|---|---------------------|
| 5 | Clark Goff | T | Pittsburgh Steelers |
|---|------------|---|---------------------|

1938

| | | | |
|---|-----------------|---|----------------|
| 6 | Walter Mayberry | B | Cleveland Rams |
|---|-----------------|---|----------------|

LAST TIME A GATOR WAS DRAFTED

By Round...

| | Player | Team | Year |
|------------|----------------|------------|------|
| 1st round: | Mike Pouncey | Miami | 2011 |
| 2nd round: | Marcus Gilbert | Pittsburgh | 2011 |
| 3rd round: | Major Wright | Chicago | 2010 |
| 4th round: | Jaye Howard | Seattle | 2012 |
| 5th round: | Chris Rainey | Pittsburgh | 2012 |
| 6th round: | Ryan Smith | Tennessee | 2007 |
| 7th round: | Maurice Hurt | Washington | 2011 |

By Position...

| OFFENSE | Player | Team | Year | Round |
|----------------|-----------------|--------------|------|-------|
| Quarterback: | Tim Tebow | Denver | 2010 | 1st |
| Fullback: | Dexter McNabb | Green Bay | 1992 | 5th |
| Running Back: | Chris Rainey | Pittsburgh | 2012 | 5th |
| Off. Tackle: | Marcus Gilbert | Pittsburgh | 2011 | 2nd |
| Off. Guard: | Maurice Hurt | Washington | 2011 | 7th |
| Center: | Mike Pouncey | Miami | 2011 | 1st |
| Wide Receiver: | Riley Cooper | Philadelphia | 2010 | 5th |
| Tight End: | Aaron Hernandez | New England | 2010 | 4th |

DEFENSE

| | | | | |
|-------------|---------------------|-------------|------|-----|
| Tackle: | Jaye Howard | Seattle | 2012 | 4th |
| End: | Jermaine Cunningham | New England | 2010 | 2nd |
| | Carlos Dunlap | Cincinnati | 2010 | 2nd |
| Linebacker: | Brandon Spikes | New England | 2010 | 2nd |
| Cornerback: | Joe Haden | Cleveland | 2010 | 1st |
| Safety: | Ahmad Black | Tampa Bay | 2011 | 5th |

SPECIALISTS

| | | | | |
|---------|---------------|---------------|------|-----|
| Punter: | Ray Criswell | Philadelphia | 1986 | 5th |
| Kicker: | Jeff Chandler | San Francisco | 2002 | 4th |

HIGHEST TOTAL OF GATORS DRAFTED BY YEAR

| Players Selected | Year |
|------------------|--|
| 10 | 1978 |
| 9 | 2010, 2007, 1992 |
| 8 | 2003, 2002, 1999, 1976 |
| 7 | 1986, 1957 |
| 6 | 1996, 1987, 1985, 1963, 1960, 1958 |
| 5 | 2004, 2000, 1998, 1991, 1974, 1965, 1962, 1959, 1956, 1954, 1953 |
| 4 | 2011, 2001, 1997, 1995, 1994, 1990, 1989, 1988, 1984, 1983, 1981, 1977, 1975, 1972, 1969, 1966, 1961, 1955, 1950, 1943 |
| 3 | 2009, 2006, 2005, 1946, 1945 |
| 2 | 2012, 2008, 1993, 1982, 1979, 1973, 1970, 1967, 1964, 1952, 1948 |
| 1 | 1980, 1971, 1968, 1942, 1941, 1940, 1938 |

TEAM-BY-TEAM DRAFT HISTORY

ARIZONA CARDINALS

| Year | Rd. | Player | Pos. |
|------|-----|------------------|------|
| 1999 | 2 | Johnny Rutledge | LB |
| 1993 | 7 | Will White | DB |
| 1982 | 2 | David Galloway | DT |
| 1978 | 5 | Earl Carr | RB |
| 1959 | 28 | Don Fleming | B |
| 1955 | 3 | Malcolm Hammock | B |
| 1953 | 25 | Haywood Sullivan | B |
| 1948 | 25 | Doug Beldon | B |
| 1943 | 10 | Fondren Mitchell | B |

Franchise known as the Phoenix Cardinals from 1989-93.
Franchise located in St. Louis prior to 1988, in Chicago prior to 1960.

ATLANTA FALCONS

| Year | Rd. | Player | Pos. |
|------|-----|------------------|------|
| 1998 | 6 | Elijah Williams | DB |
| 1994 | 6 | Harrison Houston | WR |
| 1992 | 7 | Tim Paulk | LB |
| 1976 | 13 | Mike Williams | T |
| 1975 | 2 | Ralph Ortega | LB |
| 1974 | 4 | Vince Kendrick | RB |
| 1967 | 3 | Jimmy Jordan | HB |
| 1966 | 6 | Charley Casey | WR |

BALTIMORE RAVENS

| Year | Rd. | Player | Pos. |
|------|-----|----------------|------|
| 2000 | 1 | Travis Taylor | WR |
| 1997 | 5 | Jeff Mitchell | C |
| 1996 | 6 | Dexter Daniels | LB |

BUFFALO BILLS

| Year | Rd. | Player | Pos. |
|------|-----|--------------------|------|
| 1978 | 2 | Scott Hutchinson | DE |
| 1968 | 3 | Richard Trapp | E |
| 1966 | 3 | Randy Jackson | T |
| 1964 | 18 | Hagood Clarke, III | B |
| 1963 | 11 | Lindy Infante | HB |
| 1962 | 8 | Paul White | HB |
| 1962 | 29 | Jim Beaver | G |

CHICAGO BEARS

| Year | Rd. | Player | Pos. |
|------|-----|--------------------|------|
| 2010 | 3 | Major Wright | S |
| 2003 | 1 | Rex Grossman | QB |
| 2003 | 4 | Todd Johnson | FS |
| 2003 | 4 | Ian Scott | DT |
| 2003 | 4 | Tron LaFavor | DT |
| 2002 | 4 | Alex Brown | DE |
| 2001 | 7 | John Capel | WR |
| 1995 | 4 | Jack Jackson | WR |
| 1989 | 1 | Trace Armstrong | DT |
| 1986 | 1 | Neal Anderson | RB |
| 1984 | 1 | Wilber Marshall | LB |
| 1966 | 4 | Randy Jackson | T |
| 1965 | 10 | A. Dennis Murphy | T |
| 1956 | 16 | Ray T. Brown | B |
| 1954 | 2 | Rick Casaress | B |
| 1950 | 1 | *Chuck Hunsinger | B |
| 1950 | 13 | Frank Dempsey | G |
| 1945 | 18 | Broughton Williams | E |

*Pick acquired in trade with New York Bulldogs.
Franchise known as the Chicago Staleys prior to 1922.

CINCINNATI BENGALS

| Year | Rd. | Player | Pos. |
|------|-----|-------------------|------|
| 2010 | 2 | Carlos Dunlap | DE |
| 2008 | 3 | Andre Caldwell | WR |
| 2004 | 2 | Keiwan Ratliff | DB |
| 2002 | 6 | Marquand Manuel | SS |
| 1991 | 6 | Richard Fain | DB |
| 1981 | 2 | Cris Collinsworth | WR |
| 1975 | 1 | Glenn Cameron | LB |
| 1969 | 5 | Guy Dennis | G |



CLEVELAND BROWNS

| Year | Rd. | Player | Pos. |
|------|-----|-------------------|------|
| 2010 | 1 | Joe Haden | CB |
| 2002 | 5 | Andra Davis | LB |
| 2001 | 1 | Gerard Warren | DT |
| 1988 | 1 | Clifford Charlton | OLB |
| 1965 | 15 | Larry Gagner | T |
| 1963 | 12 | Lindy Infante | HB |
| 1958 | 2 | Charles Mitchell | G |
| 1958 | 9 | Bernie Parrish | B |
| 1954 | 17 | Howard Chapman | T |

Franchise was a member of the All-American Football Conference prior to 1950.
Franchise moved from Cleveland to Baltimore prior to the 1996 season.

DALLAS COWBOYS

| Year | Rd. | Player | Pos. |
|------|-----|-----------------|------|
| 1994 | 3 | Willie Jackson | WR |
| 1991 | 3 | Godfrey Miles | LB |
| 1990 | 1 | Emmitt Smith | RB |
| 1989 | 3 | Rhondy Weston | DT |
| 1987 | 3 | Jeff Zimmerman | OL |
| 1987 | 12 | Scott Armstrong | ILB |
| 1985 | 3 | Crawford Ker | OT |
| 1984 | 9 | John Hunt | OG |
| 1983 | 4 | Chris Faulkner | TE |
| 1975 | 2 | Richard Lawless | G |
| 1972 | 15 | Carlos Alvarez | WR |
| 1965 | 5 | Roger Petee | LB |
| 1961 | 13 | Don Goodman | B |

DENVER BRONCOS

| Year | Rd. | Player | Pos. |
|-------|-----|-------------------|------|
| 2010 | 1 | Tim Tebow | QB |
| 2007 | 1 | Jarvis Moss | DE |
| 2007 | 4 | Marcus Thomas | DT |
| 2003 | 7 | Clint Mitchell | DE |
| 2000 | 4 | Cooper Carlisle | OG |
| 1999 | 3 | Travis McGriff | WR |
| 1996 | 3 | Mark Campbell | DE |
| 1987 | 1 | Ricky Nattiel | WR |
| 1985 | 5 | Billy Hinson | OG |
| 1985 | 11 | Gary Rolle | WR |
| 1984 | 3 | Tony Lilly | DB |
| 1963 | 6 | Anton Peters | T |
| 1963 | 19 | Bruce Starling | HB |
| 1961 | 7 | Pat Patchen | E |
| *1960 | - | William D. Hudson | E |
| *1960 | - | Bobby Joe Green | HB |

*Taken in the 1960 AFL Organizational Draft (no rounds recorded).

DETROIT LIONS

| Year | Rd. | Player | Pos. |
|------|-----|-----------------|------|
| 1985 | 1 | Lomas Brown | OT |
| 1983 | 1 | James Jones | RB |
| 1969 | 2 | Jim Yarbrough | TE |
| 1965 | 10 | Frank Pennie | T |
| 1957 | 5 | John Barrow | G |
| 1955 | 29 | Bill Dearing | B |
| 1952 | 13 | Caroll McDonald | C |

Franchise located in Portsmouth prior to 1934 and known as the Spartans.

GREEN BAY PACKERS

| Year | Rd. | Player | Pos. |
|------|-----|-----------------|------|
| 2007 | 7 | DeShawn Wynn | RB |
| 2000 | 7 | Eugene McCaslin | LB |
| 1992 | 5 | Dexter McNabb | RB |
| 1978 | 5 | Willie Wilder | RB |
| 1978 | 10 | Mark Totten | C |
| 1972 | 12 | Mike Rich | RB |
| 1959 | 16 | Dan Edgington | E |
| 1959 | 24 | Joe Hergert | C |
| 1956 | 28 | Bobby Lance | QB |
| 1952 | 25 | Charlie LaPradd | T |

HOUSTON TEXANS

| Year | Rd. | Player | Pos. |
|------|-----|---------------|------|
| 2002 | 2 | Jabar Gaffney | WR |

INDIANAPOLIS COLTS

| Year | Rd. | Player | Pos. |
|------|-----|-----------------|------|
| 1999 | 2 | Mike Peterson | LB |
| 1995 | 1 | Ellis Johnson | DT |
| 1992 | 4 | Tony McCoy | DT |
| 1992 | 12 | Michael Brandon | DL |
| 1990 | 4 | Stacey Simmons | WR |
| 1965 | 19 | Berry Brown | E-LB |
| 1960 | 11 | Bob Wehking | C |
| 1960 | 17 | Jim Beaver | T |
| 1959 | 29 | Perry McGriff | B |
| 1958 | 25 | Jim Roundtree | B |
| 1957 | 4 | Jackie Simpson | B |
| 1954 | 15 | Joe D'Agostino | G |

Franchise located in Baltimore prior to 1984.

JACKSONVILLE JAGUARS

| Year | Rd. | Player | Pos. |
|------|-----|----------------|------|
| 2008 | 1 | Derrick Harvey | DE |
| 2007 | 1 | Reggie Nelson | S |
| 2006 | 7 | Dee Webb | DB |
| 2004 | 7 | Bobby McCray | DE |
| 2002 | 2 | Mike Pearson | OT |
| 1998 | 1 | Fred Taylor | RB |
| 1996 | 6 | Chris Doering | WR |

KANSAS CITY CHIEFS

| Year | Rd. | Player | Pos. |
|-------|-----|----------------|------|
| 1992 | 2# | Darren Mickell | DE |
| 1984 | 8 | Randy Clark | DB |
| 1981 | 6 | Dock Luckie | DT |
| 1979 | 7 | Mike Dupree | LB |
| 1966 | 18 | Harold Seymour | HB-K |
| 1962 | 30 | Don Goodman | HB |
| *1960 | - | Jim Beaver | T |

Supplemental draft

*Selection in the 1960 AFL Organizational Draft (no rounds recorded).

Franchise known as the Dallas Texans prior to 1963.



MIAMI DOLPHINS

| Year | Rd. | Player | Pos. |
|------|-----|------------------|------|
| 2011 | 1 | Mike Pouncey | OL |
| 2005 | 3 | Channing Crowder | LB |
| 1994 | 6 | William Gaines | DT |
| 1989 | 1 | Louis Oliver | FS |
| 1988 | 2 | Jarvis Williams | DB |
| 1988 | 7 | Kerwin Bell | QB |
| 1985 | 1 | Lorenzo Hampton | RB |
| 1974 | 3 | Nat Moore | WR |
| 1974 | 12 | Jim Revels | DB |
| 1966 | 3 | Larry Gagner | G |

MINNESOTA VIKINGS

| Year | Rd. | Player | Pos. |
|------|-----|-----------------|------|
| 2009 | 1 | Percy Harvin | WR |
| 2005 | 4 | Ciattrick Fason | TB |
| 2003 | 6 | Mike Nattiel | OLB |
| 1992 | 10 | Brad Culpepper | DL |
| 1990 | 5 | Cedric Smith | FB |
| 1987 | 12 | Keith Williams | DT |
| 1985 | 6 | Tim Newton | MG |
| 1973 | 6 | Fred Abbott | LB |
| 1963 | 9 | Robert Hoover | B |
| 1962 | 8 | Paul White | HB |

NEW ENGLAND PATRIOTS

| Year | Rd. | Player | Pos. |
|------|-----|---------------------|------|
| 2010 | 2 | Jermaine Cunningham | DE |
| 2010 | 2 | Brandon Spikes | LB |
| 2010 | 4 | Aaron Hernandez | TE |
| 2006 | 2 | Chad Jackson | WR |
| 2006 | 6 | Jeremy Mincey | DE |
| 2004 | 3 | Guss Scott | S |
| 1999 | 3 | Tony George | DB |
| 1993 | 6 | Lawrence Hatch | DB |
| 1986 | 7 | Ray McDonald | WR |
| 1982 | 10 | Brian Clark | K |
| 1978 | 11 | Charlie Williams | LB |

NEW ORLEANS SAINTS

| Year | Rd. | Player | Pos. |
|------|-----|----------------|------|
| 1998 | 4 | Fred Weary | DB |
| 1997 | 4 | Danny Wuerffel | QB |
| 1988 | 6 | Bob Sims | OG |
| 1978 | 1 | Wes Chandler | WR |
| 1974 | 5 | Joseph Parker | WR |

NEW YORK GIANTS

| Year | Rd. | Player | Pos. |
|------|-----|-----------------|------|
| 2001 | 4 | Jesse Palmer | QB |
| 1997 | 1 | Ike Hilliard | WR |
| 1987 | 2 | Adrian White | DB |
| 1963 | 2 | Frank Lasky | T |
| 1963 | 2 | Dick Skelly | B |
| 1957 | 5 | Larry Wesley | T |
| 1957 | 8 | William Booker | B |
| 1957 | 18 | Jim Eaton | E |
| 1957 | 24 | Donald Hicks | T |
| 1956 | 5 | Don Chandler | B |
| 1956 | 6 | Fred Cason | B |
| 1956 | 25 | Harry Spears | B |
| 1953 | 4 | Dwayne Douglas | T |
| 1953 | 5 | Buford Long | B |
| 1953 | 22 | Mike Kelly | E |
| 1942 | 20 | Milton Hull | T |
| 1941 | 16 | Julius Battista | G |

NEW YORK JETS

| Year | Rd. | Player | Pos. |
|------|-----|-----------------|------|
| 1992 | 5 | Cal Dixon | C |
| 1983 | 11 | Dan Fike | OT |
| 1978 | 8 | Derrick Gaffney | WR |
| 1978 | 12 | Alan Williams | P |
| 1976 | 7 | James Richards | RB |
| 1970 | 1 | Steve Tannen | DB |
| 1962 | 31 | Louis Hicks | T |

Franchise known as the New York Titans prior to 1963.

OAKLAND RAIDERS

| Year | Rd. | Player | Pos. |
|-------|-----|---------------|------|
| 2009 | 4 | Louis Murphy | WR |
| 1998 | 1 | Mo Collins | OT |
| 1992 | 6 | Tony Rowell | OT |
| 1962 | 15 | Floyd Dean | T |
| *1960 | — | Dan Edgington | E |

*Selected by Minneapolis in the 1960 AFL Organizational Draft (no rounds recorded). Minneapolis subsequently withdrew from the league in lieu of receiving an NFL franchise. All selections made by Minneapolis reverted to the expansion Oakland Raiders.

Franchise located in Los Angeles from 1982-95.

PHILADELPHIA EAGLES

| Year | Rd. | Player | Pos. |
|------|-----|-------------------|------|
| 2010 | 5 | Riley Cooper | WR |
| 2009 | 5 | Cornelius Ingram | TE |
| 2002 | 1 | Lito Sheppard | CB |
| 1992 | 10 | Ephesians Bartley | LB |
| 1987 | 6 | Ron Moten | OLB |
| 1986 | 2 | Alonzo Johnson | OLB |
| 1986 | 5 | Ray Criswell | P |
| 1979 | 10 | Don Swafford | T |
| 1976 | 4 | Mike Smith | DE |
| 1972 | 1 | John Reaves | QB |
| 1961 | 8 | Jim Beaver | G |
| 1954 | 8 | Dan Hunter | T |

PITTSBURGH STEELERS

| Year | Rd. | Player | Pos. |
|------|-----|---------------------|------|
| 2012 | 5 | Chris Rainey | RB |
| 2011 | 2 | Marcus Gilbert | OT |
| 2010 | 1 | Maurkice Pouncey | C |
| 2007 | 7 | Dallas Baker | WR |
| 2004 | 3 | Max Starks | OL |
| 1992 | 8 | Hesham Ismail | OL |
| 1991 | 1 | Huey Richardson | DE |
| 1991 | 3 | Ernie Mills | WR |
| 1981 | 7 | David Little | LB |
| 1977 | 10 | Alvin Cowans | DB |
| 1977 | 12 | Jimmy Stephens | TE |
| 1976 | 14 | Wayne Fields | DB |
| 1972 | 14 | Tommy Durrance | RB |
| 1966 | 2 | Larry Gagner | G |
| 1964 | 15 | Berry Brown | E |
| 1958 | 15 | Ed Sears | B |
| 1954 | 7 | Jack O'Brien | E |
| 1953 | 17 | Reed Quinn | B |
| 1950 | 14 | James W. Kynes, Jr. | C |
| 1950 | 26 | Gaspar Vaccaro | B |
| 1946 | 24 | Roger Adams | C |
| 1945 | 1 | Paul Duhart | B |
| 1945 | 4 | Roger Adams | C |
| 1940 | 5 | Clark Goff | T |

Franchise known as the Pittsburgh Pirates prior to 1941.

SAINT LOUIS RAMS

| Year | Rd. | Player | Pos. |
|------|-----|-------------------|------|
| 1995 | 1 | Kevin Carter | DE |
| 1990 | 9 | Tony Lomack | WR |
| 1981 | 7 | Mike Clark | DE |
| 1955 | 23 | George Medved | T |
| 1972 | 11 | Willie B. Jackson | WR |
| 1971 | 1 | Jack Youngblood | DE |
| 1969 | 1 | W. Larry Smith | RB |
| 1963 | 8 | Anton Peters | T |
| 1946 | 23 | Kay Jamison | E |
| 1943 | 29 | Floyd Konesty | G |
| 1938 | 6 | Walter Mayberry | B |

Franchise located in Cleveland prior to 1946.
Franchise moved to St. Louis from Los Angeles in 1995.



KEVIN CARTER

SAN DIEGO CHARGERS

| Year | Rd. | Player | Pos. |
|-------|-----|----------------|------|
| 2007 | 7 | Brandon Siler | LB |
| 2002 | 2 | Reche Caldwell | WR |
| 1986 | 5 | Patrick Miller | OLB |
| 1970 | 10 | Malcolm Steen | G |
| 1969 | 17 | R. Larry Rentz | DB |
| 1963 | 14 | Frank Lasky | T |
| 1961 | 19 | Jack Espanship | HB |
| *1960 | - | Perry McGriff | E |
| *1960 | - | Bob Wehking | C |

*Selected in 1960 AFL Organizational Draft (no rounds recorded).
Franchise located in Los Angeles prior to 1962.

SAN FRANCISCO 49ERS

| Year | Rd. | Player | Pos. |
|------|-----|--------------------|------|
| 2007 | 3 | Ray McDonald | DE |
| 2007 | 4 | Joe Cohen | DE |
| 2003 | 5 | Aaron Walker | TE |
| 2002 | 4 | Jeff Chandler | PK |
| 1999 | 1 | Reggie McGrew | DT |
| 1999 | 5 | Terry Jackson | RB |
| 1983 | 9 | Mike Mularky | TE |
| 1978 | 4 | Terry LeCount | WR |
| 1977 | 9 | David Posey | K |
| 1976 | 12 | Gerald Loper | G |
| 1975 | 8 | Preston Kendrick | LB |
| 1967 | 1 | Steve Spurrier | QB |
| 1964 | 7 | Hagood Clarke, III | T |
| 1962 | 4 | Thomas F. Dean | T |
| 1959 | 9 | Bobby Joe Green | HB |
| 1958 | 10 | Val Heckman | T |

Franchise was a member of the All-American Football Conference prior to 1950.

SEATTLE SEAHAWKS

| Year | Rd. | Player | Pos. |
|------|-----|------------------|------|
| 2012 | 4 | Jaye Howard | DT |
| 2000 | 3 | Darrell Jackson | WR |
| 1996 | 6 | Reggie Green | OL |
| 1996 | 7 | Johnie Church | DE |
| 1995 | 6 | Henry McMillian | DT |
| 1986 | 1 | John L. Williams | FB |
| 1986 | 8 | Alonzo Mitz | DT |
| 1976 | 2 | Sammy Green | LB |
| 1976 | 6 | Alvis Darby | TE |

TAMPA BAY BUCCANEERS

| Year | Rd. | Player | Pos. |
|------|-----|-----------------|------|
| 2011 | 5 | Ahmad Black | S |
| 2001 | 1 | Kenyatta Walker | OT |
| 1998 | 2 | Jacquez Green | WR |
| 1997 | 1 | Reidel Anthony | WR |
| 1996 | 4 | Jason Odom | OT |
| 1994 | 2 | Errict Rhett | RB |
| 1980 | 3 | Scot Brantley | LB |
| 1977 | 10 | Robert Morgan | RB |
| 1976 | 2 | Jimmy DuBose | RB |

TENNESSEE TITANS

| Year | Rd. | Player | Pos. |
|------|-----|------------------|------|
| 2007 | 6 | Ryan Smith | CB |
| 2005 | 7 | Reynaldo Hill | DB |
| 2004 | 2 | Ben Troupe | TE |
| 2000 | 3 | Erron Kinney | TE |
| 1999 | 1 | Jevon Kearse | LB |
| 1999 | 3 | Zach Piller | OT |
| 1989 | 1 | David Williams | OT |
| 1974 | 12 | Ricky S. Brown | LB |
| 1965 | 6 | A. Dennis Murphy | T |

Franchise moved from Houston to Tennessee prior to the 1998 season.

WASHINGTON REDSKINS

| Year | Rd. | Player | Pos. |
|------|-----|----------------|------|
| 2011 | 7 | Maurice Hurt | G |
| 2003 | 2 | Taylor Jacobs | WR |
| 1991 | 8 | Jimmy Spencer | DB |
| 1978 | 6 | Tony Green | RB |
| 1966 | 15 | Harold Seymour | HB-K |
| 1964 | 6 | Merrell Brown | E |
| 1960 | 6 | William Hudson | E |
| 1958 | 20 | Lou Pelham | E |
| 1957 | 16 | Joe Brodsky | B |
| 1955 | 28 | Arch Cassidy | T |
| 1943 | 29 | Bill Corry | B |

Franchise located in Boston prior to 1937 and known as the Braves prior to 1933.

SELECTIONS MADE BY TEAMS NOW DEFUNCT

BOSTON YANKS

| Year | Rd. | Player | Pos. |
|------|-----|-------------|------|
| 1948 | 8 | Bob Forbes | B |
| 1946 | 30 | Nick Klutka | E |

Franchise folded after the 1948 season.

BROOKLYN DODGERS

| Year | Rd. | Player | Pos. |
|------|-----|----------|------|
| 1943 | 25 | Gene Lee | C |

Franchise folded after the 1944 season.

NEW YORK YANKEES (AAFC)

| Year | Rd. | Player | Pos. |
|------|-----|------------|------|
| 1948 | 20 | Bob Forbes | B |

Franchise was a member of the All-American Football Conference that merged with the NFL in 1950. The AAFC held its own separate draft from 1947-49. The Yankees last played in the NFL in 1951.

YEAR-BY-YEAR RESULTS

Rankings in parentheses are Associated Press rankings, with UF ranking listed first and opponent ranking listed second

1906 James Forsythe

| | | | | | |
|----------|------------------------------|----------|----------|-----------|-----------|
| 10/26 | Rollins (Gainesville) | W | 6-0 | | |
| 11/2 | Riverside AC (Gainesville) | W | 19-0 | | |
| 11/4 | Savannah AC (Savannah) | L | 27-2 | | |
| 11/9 | Rollins (Winter Park) | L | 6-0 | | |
| 11/16 | Mercer (Macon) | L | 27-3 | | |
| 11/18 | Athens AC (Athens) | W | 10-0 | | |
| 11/24 | Gainesville AC (Gainesville) | W | 6-0 | | |
| 11/30 | Riverside AC (Jacksonville) | W | 39-0 | | |
| G | W | L | T | PT | OP |
| 8 | 5 | 3 | 0 | 85 | 60 |

1907 James Forsythe

| | | | | | |
|----------|--------------------------------|----------|----------|-----------|-----------|
| 10/13 | Columbia AC (Savannah) | W | 6-0 | | |
| 10/20 | Mercer (Gainesville) | L | 6-0 | | |
| 10/27 | Jacksonville AC (Jacksonville) | W | 21-0 | | |
| 11/3 | Rollins (Gainesville) | W | 9-4 | | |
| 11/10 | Jacksonville AC (Gainesville) | W | 17-0 | | |
| 11/22 | Rollins (Winter Park) | T | 0-0 | | |
| G | W | L | T | PT | OP |
| 6 | 4 | 1 | 1 | 53 | 10 |

1908 James Forsythe

| | | | | | |
|----------|--------------------------------|----------|----------|-----------|-----------|
| 10/10 | Mercer (Macon) | L | 24-0 | | |
| 10/17 | Jacksonville AC (Jacksonville) | W | 4-0 | | |
| 10/21 | Gainesville AC (Gainesville) | W | 37-5 | | |
| 10/24 | Columbia College (Lake City) | W | 6-0 | | |
| 11/1 | Rollins (Winter Park) | L | 6-0 | | |
| 11/7 | Stetson (Gainesville) | W | 6-5 | | |
| 11/21 | Jacksonville AC (Gainesville) | W | 37-0 | | |
| 11/26 | Stetson (DeLand) | T | 0-0 | | |
| G | W | L | T | PT | OP |
| 8 | 5 | 2 | 1 | 90 | 40 |

1909 G. E. Pyle

| | | | | | |
|----------|------------------------------|----------|----------|-----------|-----------|
| 10/8 | Gainesville AC (Gainesville) | W | 5-0 | | |
| 10/23 | Olympics (Jacksonville) | W | 9-0 | | |
| 10/30 | Rollins (Gainesville) | W | 14-0 | | |
| 11/6 | Stetson (DeLand) | L | 26-0 | | |
| 11/15 | Rollins (Orlando) | W | 28-3 | | |
| 11/20 | Olympics (Gainesville) | W | 11-0 | | |
| 11/24 | Stetson (Gainesville) | T | 5-5 | | |
| 11/28 | Tallahassee (Gainesville) | W | 24-0 | | |
| G | W | L | T | PT | OP |
| 8 | 6 | 1 | 1 | 96 | 34 |

1910 G. E. Pyle

| | | | | | |
|----------|----------------------------------|----------|----------|-----------|-----------|
| 10/8 | Gainesville Guards (Gainesville) | W | 23-0 | | |
| 10/15 | Georgia A&M (Jacksonville) | W | 52-0 | | |
| 10/26 | Mercer (Macon) | L | 13-0 | | |
| 11/5 | Citadel (Jacksonville) | W | 6-2 | | |
| 11/12 | Rollins (Winter Park) | W | 38-0 | | |
| 11/19 | Charleston (Gainesville) | W | 34-0 | | |
| 11/26 | Columbia AC (Gainesville) | W | 33-0 | | |
| G | W | L | T | PT | OP |
| 7 | 6 | 1 | 0 | 186 | 15 |

1911 G. E. Pyle

| | | | | | |
|----------|-----------------------------------|----------|----------|-----------|-----------|
| 10/7 | The Citadel (Gainesville) | W | 15-3 | | |
| 10/21 | South Carolina (Columbia) | T | 6-6 | | |
| 10/25 | Clemson (Clemson) | W | 9-5 | | |
| 11/4 | Columbia College (Gainesville) | W | 9-0 | | |
| 11/11 | Stetson (DeLand) | W | 27-0 | | |
| 11/30 | Col. of Charleston (Jacksonville) | W | 21-0 | | |
| G | W | L | T | PT | OP |
| 6 | 5 | 0 | 1 | 87 | 14 |

1912 G. E. Pyle

| | | | | | |
|----------|-------------------------------------|----------|----------|-----------|-----------|
| 10/12 | Auburn (Auburn) | L | 27-13 | | |
| 10/19 | South Carolina (Gainesville) | W | 10-6 | | |
| 10/26 | Georgia Tech (Jacksonville) | L | 14-7 | | |
| 11/4 | College of Charleston (Gainesville) | W | 78-0 | | |
| 11/15 | Stetson (Gainesville) | W | 23-7 | | |
| 11/28 | Mercer (Jacksonville) | T | 0-0 | | |
| 12/20 | Tampa AC (Tampa) | W | 44-0 | | |
| 12/25 | Vedado Club (Cuba Havana) | W | 28-0 | | |
| G | W | L | T | PT | OP |
| 8 | 5 | 2 | 1 | 203 | 55 |

1913 G. E. Pyle

| | | | | | |
|----------|-----------------------------|----------|----------|-----------|-----------|
| 10/6 | Florida So. (Gainesville) | W | 144-0 | | |
| 10/1 | Auburn (Auburn) | L | 55-0 | | |
| 10/18 | Maryville (Gainesville) | W | 39-0 | | |
| 10/25 | Georgia Tech (Jacksonville) | L | 13-3 | | |
| 11/8 | South Carolina (Columbia) | L | 13-0 | | |
| 11/15 | The Citadel (Gainesville) | W | 18-13 | | |
| 11/27 | Mercer (Gainesville) | W | 24-0 | | |
| G | W | L | T | PT | OP |
| 7 | 4 | 3 | 0 | 228 | 94 |

1914 Charles J. McCoy

| | | | | | |
|----------|-----------------------------|----------|----------|-----------|-----------|
| 10/10 | Auburn (Jacksonville) | L | 20-0 | | |
| 10/17 | Kings College (Gainesville) | W | 36-0 | | |
| 10/26 | Sewanee (Jacksonville) | L | 26-0 | | |
| 10/31 | Florida So. (Tampa) | W | 59-0 | | |
| 11/7 | Wofford (Gainesville) | W | 36-0 | | |
| 11/14 | The Citadel (Charleston) | W | 7-0 | | |
| 11/26 | Mercer (Gainesville) | W | 14-0 | | |
| G | W | L | T | PT | OP |
| 7 | 5 | 2 | 0 | 152 | 46 |

1915 Charles J. McCoy

| | | | | | |
|----------|---------------------------|----------|----------|-----------|-----------|
| 10/9 | Auburn (Auburn) | L | 7-0 | | |
| 10/16 | Sewanee (Jacksonville) | L | 7-0 | | |
| 10/30 | Florida So. (Gainesville) | W | 45-0 | | |
| 11/6 | Georgia (Jacksonville) | L | 39-0 | | |
| 11/13 | The Citadel (Gainesville) | W | 6-0 | | |
| 11/18 | Tulane (Gainesville) | W | 14-7 | | |
| 11/25 | Mercer (Macon) | W | 34-7 | | |
| G | W | L | T | PT | OP |
| 7 | 4 | 3 | 0 | 99 | 67 |

1916 Charles J. McCoy

| | | | | | |
|----------|------------------------|----------|----------|-----------|-----------|
| 10/14 | Georgia (Athens) | L | 21-0 | | |
| 10/21 | Alabama (Jacksonville) | L | 16-0 | | |
| 10/28 | Tennessee (Tampa) | L | 24-0 | | |
| 11/11 | Auburn (Jacksonville) | L | 20-0 | | |
| 11/18 | Indiana (Bloomington) | L | 14-3 | | |
| G | W | L | T | PT | OP |
| 5 | 0 | 5 | 0 | 3 | 95 |

1917 Al Buser

| | | | | | |
|----------|------------------------------|----------|----------|-----------|-----------|
| 10/13 | South Carolina (Gainesville) | W | 21-13 | | |
| 10/20 | Tulane (Gainesville) | L | 52-0 | | |
| 10/27 | Florida So. (Gainesville) | W | 19-7 | | |
| 11/3 | Auburn (Auburn) | L | 68-0 | | |
| 11/17 | Clemson (Jacksonville) | L | 55-7 | | |
| 11/29 | Kentucky (Lexington) | L | 52-0 | | |
| G | W | L | T | PT | OP |
| 6 | 2 | 4 | 0 | 47 | 247 |

1918 Al Buser

| | | | | | |
|----------|----------------------------|----------|----------|-----------|-----------|
| 10/5 | Camp Johnson (Gainesville) | L | 14-2 | | |
| G | W | L | T | PT | OP |
| 1 | 0 | 1 | 0 | 2 | 14 |

1919 Al Buser

| | | | | | |
|----------|------------------------------|----------|----------|-----------|-----------|
| 10/4 | Georgia A&M (Gainesville) | W | 33-2 | | |
| 10/18 | Mercer (Gainesville) | W | 48-0 | | |
| 10/25 | Georgia (Tampa) | L | 16-0 | | |
| 11/1 | Florida So. (St. Petersburg) | L | 7-0 | | |
| 11/8 | Tulane (New Orleans) | L | 14-2 | | |
| 11/15 | Stetson (Gainesville) | W | 64-0 | | |
| 11/22 | South Carolina (Columbia) | W | 13-0 | | |
| 11/27 | Oglethorpe (Gainesville) | W | 14-7 | | |
| G | W | L | T | PT | OP |
| 8 | 5 | 3 | 0 | 174 | 46 |

1920 William Kline

| | | | | | |
|----------|----------------------------|----------|----------|-----------|-----------|
| 10/9 | Newberry (Gainesville) | W | 21-0 | | |
| 10/16 | Rollins (Forfeit) | W | 1-0 | | |
| 10/23 | Florida So. (Gainesville) | W | 13-0 | | |
| 10/30 | Mercer (Valdosta) | W | 30-0 | | |
| 11/6 | Tulane (Tampa) | L | 14-0 | | |
| | Stetson (Gainesville) | W | 21-0 | | |
| 11/13 | Georgia (Athens) | L | 56-0 | | |
| 11/20 | Stetson (Gainesville) | W | 26-0 | | |
| 11/25 | Oglethorpe (Columbus, Ga.) | L | 21-0 | | |
| G | W | L | T | PT | OP |
| 9 | 6 | 3 | 0 | 112 | 91 |

1921 William Kline

| | | | | | |
|----------|-----------------------------------|----------|----------|-----------|-----------|
| 10/1 | U.S. Infantry (Columbus, Ga.) | W | 6-0 | | |
| 10/8 | Rollins (Orlando) | W | 33-0 | | |
| 10/10 | Carlstrom Flyers (Gainesville) | L | 19-0 | | |
| 10/15 | Mercer (Gainesville) | W | 7-0 | | |
| 10/22 | Tennessee (Knoxville) | L | 9-0 | | |
| 10/29 | Howard (Montgomery) | W | 34-0 | | |
| 11/5 | South Carolina (Tampa) | T | 7-7 | | |
| 11/12 | Alabama (Tuscaloosa) | W | 9-2 | | |
| 11/18 | Mississippi College (Gainesville) | T | 7-7 | | |
| 11/26 | Oglethorpe (Gainesville) | W | 21-3 | | |
| 12/3 | North Carolina (Jacksonville) | L | 14-10 | | |
| G | W | L | T | PT | OP |
| 11 | 6 | 3 | 2 | 134 | 61 |

1922 William Kline

| | | | | | |
|----------|------------------------------|----------|----------|-----------|-----------|
| 10/7 | Furman (Gainesville) | L | 7-6 | | |
| 10/14 | Rollins (Orlando) | W | 19-0 | | |
| 10/21 | American Legion (Tampa) | W | 14-0 | | |
| 10/28 | Howard College (Gainesville) | W | 57-0 | | |
| 11/4 | Harvard (Boston) | L | 24-0 | | |
| 11/11 | Mississippi College (Tampa) | W | 58-0 | | |
| 11/18 | Tulane (New Orleans) | W | 27-6 | | |
| 11/25 | Oglethorpe (Atlanta) | W | 12-0 | | |
| 12/25 | Clemson (Jacksonville) | W | 47-14 | | |
| G | W | L | T | PT | OP |
| 9 | 7 | 2 | 0 | 240 | 39 |

1923 J. A. Van Fleet

| | | | | | |
|----------|--------------------------------|----------|----------|-----------|-----------|
| 10/6 | Army (West Point) | L | 20-0 | | |
| 10/13 | Georgia Tech (Atlanta) | T | 7-7 | | |
| 10/19 | Rollins (Gainesville) | W | 28-0 | | |
| 10/27 | Wake Forest (Tampa) | W | 16-7 | | |
| 11/3 | Mercer (Gainesville) HC | W | 19-7 | | |
| 11/10 | Stetson (Gainesville) | W | 27-0 | | |
| 11/17 | Florida So. (Lakeland) | W | 53-0 | | |
| 11/24 | Mississippi St. (Jacksonville) | T | 13-13 | | |
| 11/29 | Alabama (Birmingham) | W | 16-6 | | |
| G | W | L | T | PT | OP |
| 9 | 6 | 1 | 2 | 179 | 60 |

1924 J. A. Van Fleet

| | | | | | |
|----------|---------------------------------|----------|----------|-----------|-----------|
| 10/4 | Rollins (Gainesville) | W | 77-0 | | |
| 10/11 | Georgia Tech (Atlanta) | T | 7-7 | | |
| 10/18 | Wake Forest (Tampa) | W | 34-0 | | |
| 10/25 | Texas (Austin) | T | 7-7 | | |
| 11/1 | Florida So. (Gainesville) | W | 27-0 | | |
| 11/8 | Army (West Point) | L | 14-0 | | |
| 11/14 | Mercer (Macon) | L | 10-0 | | |
| 11/22 | Mississippi St. (Montgomery) | W | 27-0 | | |
| 11/27 | Drake (Gainesville) HC | W | 10-0 | | |
| 12/6 | Washington & Lee (Jacksonville) | W | 16-6 | | |
| G | W | L | T | PT | OP |
| 10 | 6 | 2 | 2 | 212 | 44 |

1925 Tom Sebring

| | | | | | |
|----------|-----------------------------------|----------|----------|-----------|-----------|
| 10/3 | Mercer (Gainesville) | W | 24-0 | | |
| 10/10 | Florida So. (Gainesville) | W | 9-0 | | |
| 10/10 | Hampden-Sydney (Gainesville) | W | 22-6 | | |
| 10/17 | Georgia Tech (Atlanta) | L | 23-7 | | |
| 10/24 | Wake Forest (Gainesville) HC | W | 24-3 | | |
| 10/31 | Rollins (Gainesville) | W | 65-0 | | |
| 11/7 | Clemson (Clemson) | W | 42-0 | | |
| 11/14 | Alabama (Montgomery) | L | 34-0 | | |
| 11/21 | Mississippi St. (Tampa) | W | 12-0 | | |
| 11/26 | Washington and Lee (Jacksonville) | W | 17-14 | | |
| G | W | L | T | PT | OP |
| 10 | 8 | 2 | 0 | 222 | 80 |

1926 Tom Sebring

| | | | | | |
|----------|---------------------------------|----------|----------|-----------|-----------|
| 9/23 | Florida So. (Gainesville) | W | 16-0 | | |
| 10/2 | Chicago (Chicago) | L | 12-6 | | |
| 10/6 | Ole Miss (Gainesville) | L | 12-7 | | |
| 10/16 | Mercer (Macon) | L | 7-3 | | |
| 10/23 | Kentucky (Jacksonville) | L | 18-13 | | |
| 10/30 | Georgia (Athens) | L | 32-9 | | |
| 11/6 | Clemson (Gainesville) HC | W | 33-0 | | |
| 11/13 | Alabama (Montgomery) | L | 49-0 | | |
| 11/20 | Hampden-Sydney (Tampa) | T | 0-0 | | |
| 11/27 | Washington & Lee (Jacksonville) | T | 7-7 | | |
| G | W | L | T | PT | OP |
| 10 | 2 | 6 | 2 | 94 | 137 |

1927 Tom Sebring

| | | | | | |
|----------|---------------------------------|----------|----------|-----------|-----------|
| 9/24 | Florida So. (Gainesville) | W | 26-7 | | |
| 10/1 | Davidson (Gainesville) | L | 12-0 | | |
| 10/8 | Auburn (Auburn) | W | 33-6 | | |
| 10/15 | Kentucky (Jacksonville) | W | 27-6 | | |
| 10/23 | N.C. State (Tampa) | L | 12-6 | | |
| 10/30 | Mercer (Gainesville) HC | W | 32-6 | | |
| 11/6 | Georgia (Jacksonville) | L | 28-0 | | |
| 11/12 | Alabama (Montgomery) | W | 13-6 | | |
| 11/24 | Washington & Lee (Jacksonville) | W | 20-7 | | |
| 12/3 | Maryland (Jacksonville) | W | 7-6 | | |
| G | W | L | T | PT | OP |
| 10 | 7 | 3 | 0 | 165 | 96 |

1928 Charles Bachman

| | | | | | |
|----------|---------------------------------|----------|----------|-----------|-----------|
| 10/6 | Florida So. (Gainesville) | W | 26-0 | | |
| 10/13 | Auburn (Gainesville) | W | 27-0 | | |
| 10/20 | Mercer (Gainesville) HC | W | 73-0 | | |
| 10/27 | N.C. State (Jacksonville) | W | 14-7 | | |
| 11/3 | Sewanee (Jacksonville) | W | 71-6 | | |
| 11/10 | Georgia (Savannah) | W | 26-6 | | |
| 11/17 | Clemson (Jacksonville) | W | 27-6 | | |
| 11/29 | Washington & Lee (Jacksonville) | W | 60-6 | | |
| 12/8 | Tennessee (Knoxville) | L | 13-12 | | |
| G | W | L | T | PT | OP |
| 9 | 8 | 1 | 0 | 336 | 44 |

1929 Charles Bachman

| | | | | | |
|----------|---------------------------------|----------|----------|-----------|-----------|
| 9/28 | Florida So. (Gainesville) | W | 54-0 | | |
| 10/5 | VMI (Tampa) | W | 18-7 | | |
| 10/11 | Auburn (Montgomery) | W | 19-0 | | |
| 10/19 | Georgia Tech (Atlanta) | L | 19-6 | | |
| 10/26 | Georgia (Jacksonville) | W | 18-6 | | |
| 11/2 | Harvard (Cambridge) | L | 14-0 | | |
| 11/16 | Clemson (Gainesville) HC | W | 13-7 | | |
| 11/23 | South Carolina (Columbia) | W | 20-7 | | |
| 11/28 | Washington & Lee (Jacksonville) | W | 25-7 | | |
| 12/7 | Oregon (Miami) | W | 20-6 | | |
| G | W | L | T | PT | OP |
| 10 | 8 | 2 | 0 | 193 | 73 |

1930 Charles Bachman

| | | | | | |
|----------|---------------------------|----------|----------|-----------|-----------|
| 9/27 | Florida So. (Gainesville) | W | 45-7 | | |
| 10/4 | N.C. State (Tampa) | W | 27-0 | | |
| 10/11 | Auburn (Jacksonville) | W | 7-0 | | |
| 10/18 | Chicago (Chicago) | W | 19-0 | | |
| 10/25 | Furman (Gainesville) | L | 14-13 | | |
| 11/1 | Georgia (Savannah) | T | 0-0 | | |
| 11/8 | Alabama (Gainesville) HC | L | 20-0 | | |
| 11/15 | Clemson (Calhoun, S.C.) | W | 27-0 | | |
| 11/27 | Georgia Tech (Atlanta) | W | 55-7 | | |
| 12/6 | Tennessee (Jacksonville) | L | 13-6 | | |
| G | W | L | T | PT | OP |
| 10 | 6 | 3 | 1 | 198 | 61 |

1931 Charles Bachman

| | | | | | |
|----------|------------------------------|----------|----------|-----------|-----------|
| 10/3 | N.C. State (Raleigh) | W | 31-0 | | |
| 10/10 | North Carolina (Gainesville) | T | 0-0 | | |
| 10/17 | Syracuse (Syracuse) | L | 33-12 | | |
| 10/24 | Auburn (Jacksonville) | W | 13-12 | | |
| 10/31 | Georgia (Gainesville) HC | L | 33-6 | | |
| 11/7 | Alabama (Birmingham) | L | 41-0 | | |
| 11/14 | South Carolina (Tampa) | T | 6-6 | | |
| 11/21 | Georgia Tech (Atlanta) | L | 23-0 | | |
| 11/28 | UCLA (Los Angeles) | L | 13-0 | | |
| 12/5 | Kentucky (Jacksonville) | L | 7-2 | | |
| G | W | L | T | PT | OP |
| 10 | 2 | 6 | 2 | 74 | 168 |

1932 Charles Bachman

| | | | | | |
|----------|-------------------------------|----------|----------|-----------|-----------|
| 10/8 | Sewanee (Jacksonville) | W | 19-0 | | |
| 10/15 | The Citadel (Gainesville) | W | 27-7 | | |
| 10/22 | N.C. State (Tampa) | L | 17-6 | | |
| 10/29 | Georgia (Athens) | L | 33-12 | | |
| 11/5 | North Carolina (Tampa) | L | 18-13 | | |
| 11/12 | Auburn (Montgomery) | L | 21-6 | | |
| 11/19 | Georgia Tech (Gainesville) HC | L | 6-0 | | |
| 12/3 | Tennessee (Jacksonville) | L | 32-13 | | |
| 12/7 | UCLA (Gainesville) | W | 12-2 | | |
| G | W | L | T | PT | OP |
| 9 | 3 | 6 | 0 | 108 | 136 |

1933 D. K. Stanley

| | | | | | |
|----------|------------------------------|----------|----------|-----------|-----------|
| 9/3 | Stetson (Gainesville) | W | 28-0 | | |
| 10/7 | Sewanee (Jacksonville) | W | 31-0 | | |
| 10/14 | N.C. State (Raleigh) | T | 0-0 | | |
| 10/21 | North Carolina (Gainesville) | W | 9-0 | | |
| 10/28 | Tennessee (Knoxville) | L | 13-6 | | |
| 11/4 | Georgia (Jacksonville) | L | 14-0 | | |
| 11/11 | Georgia Tech (Atlanta) | L | 19-7 | | |
| 11/18 | Auburn (Gainesville) HC | W | 14-7 | | |
| 12/2 | Maryland (Tampa) | W | 19-0 | | |
| G | W | L | T | PT | OP |
| 9 | 5 | 3 | 1 | 114 | 53 |

1934 D. K. Stanley

| | | | | | |
|----------|-------------------------------|----------|----------|-----------|-----------|
| 9/29 | Rollins (Jacksonville) | W | 13-2 | | |
| 10/6 | VPI (Blacksburg) | W | 20-13 | | |
| 10/13 | Tulane (Gainesville) | L | 28-12 | | |
| 10/20 | N.C. State (Tampa) | W | 14-0 | | |
| 10/27 | Maryland (College Park) | L | 21-0 | | |
| 11/3 | Georgia (Jacksonville) | L | 14-0 | | |
| 11/10 | Ole Miss (Gainesville) | T | 13-13 | | |
| 11/17 | Auburn (Montgomery) | W | 14-7 | | |
| 11/24 | Georgia Tech (Gainesville) HC | W | 13-12 | | |
| 12/1 | Stetson (Gainesville) | W | 14-0 | | |
| G | W | L | T | PT | OP |
| 10 | 6 | 3 | 1 | 113 | 110 |

1935 D. K. Stanley

| | | | | | |
|----------|----------------------------|----------|----------|-----------|-----------|
| 9/28 | Stetson (Gainesville) | W | 34-0 | | |
| 10/12 | Tulane (New Orleans) | L | 19-7 | | |
| 10/19 | Ole Miss (Oxford) | L | 27-6 | | |
| 10/26 | Maryland (Gainesville) HC | L | 20-6 | | |
| 11/2 | Georgia (Jacksonville) | L | 7-0 | | |
| 11/9 | Kentucky (Lexington) | L | 15-6 | | |
| 11/16 | Sewanee (Gainesville) | W | 20-0 | | |
| 11/25 | Georgia Tech (Gainesville) | L | 39-6 | | |
| 11/30 | Auburn (Miami) | L | 27-6 | | |
| 12/7 | South Carolina (Tampa) | W | 22-0 | | |
| G | W | L | T | PT | OP |
| 10 | 3 | 7 | 0 | 113 | 154 |

1936 Josh Cody

| | | | | | |
|----------|-------------------------------|----------|----------|-----------|-----------|
| 10/3 | The Citadel (Gainesville) | W | 20-14 | | |
| 10/10 | South Carolina (Columbia) | L | 7-0 | | |
| 10/17 | Stetson (Gainesville) | W | 32-0 | | |
| 10/24 | Kentucky (Lexington) | L | 7-0 | | |
| 10/31 | Maryland (Gainesville) HC | W | 7-6 | | |
| 11/7 | Georgia (Jacksonville) | L | 26-8 | | |
| 11/14 | Sewanee (Gainesville) | W | 18-7 | | |
| 11/21 | Georgia Tech (Atlanta) | L | 38-14 | | |
| 11/28 | Auburn (Montgomery) | L | 13-0 | | |
| 12/5 | Mississippi St. (Gainesville) | L | 7-0 | | |
| G | W | L | T | PT | OP |
| 10 | 4 | 6 | 0 | 99 | 125 |

1937 Josh Cody

| | | | | | |
|----------|-------------------------------|----------|----------|-----------|-----------|
| 9/25 | LSU (Baton Rouge) | L | 19-0 | | |
| 10/21 | Stetson (Gainesville) | W | 18-0 | | |
| 10/9 | Temple (Philadelphia) | L | 7-6 | | |
| 10/16 | Sewanee (Gainesville) | W | 21-0 | | |
| 10/23 | Mississippi St. (Starkville) | L | 14-13 | | |
| 10/30 | Maryland (College Park) | L | 13-7 | | |
| 11/6 | Georgia (Jacksonville) | W | 6-0 | | |
| 11/13 | Clemson (Gainesville) | L | 10-9 | | |
| 11/20 | Georgia Tech (Gainesville) HC | L | 12-0 | | |
| 11/27 | Auburn (Jacksonville) | L | 14-0 | | |
| 12/4 | Kentucky (Gainesville) | W | 6-0 | | |
| G | W | L | T | PT | OP |
| 11 | 4 | 7 | 0 | 86 | 89 |

1938 Josh Cody

| | | | | | |
|----------|------------------------------|----------|----------|-----------|-----------|
| 9/24 | Stetson (Gainesville) | L | 16-14 | | |
| 10/1 | Mississippi St. (Starkville) | L | 22-0 | | |
| 10/8 | Sewanee (Gainesville) | W | 10-6 | | |
| 10/15 | Miami (Gainesville) | L | 19-7 | | |
| 10/22 | Tampa (Tampa) | W | 33-0 | | |
| 10/29 | Boston College (Gainesville) | L | 33-0 | | |
| 11/5 | Georgia (Jacksonville) | L | 19-6 | | |
| 11/12 | Maryland (Gainesville) HC | W | 21-7 | | |
| 11/19 | Georgia Tech (Atlanta) | T | 0-0 | | |
| 11/26 | Auburn (Jacksonville) | W | 9-7 | | |
| 12/31 | Temple (Gainesville) | L | 20-12 | | |
| G | W | L | T | PT | OP |
| 11 | 4 | 6 | 11 | 112 | 149 |

1939 Josh Cody

| | | | | | |
|----------|---------------------------------------|----------|----------|-----------|-----------|
| 9/23 | Stetson (Gainesville) | W | 21-0 | | |
| 9/30 | Texas (Austin) | L | 12-0 | | |
| 10/7 | Mississippi St. (Gainesville) | L | 14-0 | | |
| 10/12 | Boston College (Boston) | W | 7-0 | | |
| 10/21 | Tampa (Gainesville) | W | 7-0 | | |
| 10/28 | Maryland (College Park) | W | 14-0 | | |
| 11/4 | South Carolina (Columbia) | L | 6-0 | | |
| 11/11 | Georgia (Jacksonville) | L | 6-2 | | |
| 11/18 | Miami (Miami) | W | 13-0 | | |
| 11/25 | Georgia Tech (Gainesville) (NR/19) HC | L | 21-7 | | |
| 11/30 | Auburn (Auburn) | T | 7-7 | | |
| G | W | L | T | PT | OP |
| 11 | 5 | 5 | 1 | 78 | 66 |

1940 Thomas J. Lieb

| | | | | | |
|----------|-------------------------------|----------|----------|-----------|-----------|
| 9/28 | Mississippi St. (Gainesville) | L | 27-7 | | |
| 10/5 | Tampa (Tampa) | W | 23-0 | | |
| 10/11 | Villanova (Philadelphia) | L | 28-0 | | |
| 10/19 | Maryland (Gainesville) HC | W | 19-0 | | |
| 10/26 | Tennessee (Knoxville) (NR/5) | L | 14-0 | | |
| 11/9 | Georgia (Jacksonville) | W | 18-13 | | |
| 11/16 | Miami (Miami) | W | 46-6 | | |
| 11/23 | Georgia Tech (Atlanta) | W | 16-7 | | |
| 11/30 | Auburn (Columbus) | L | 20-7 | | |
| 12/7 | Texas (Gainesville) | L | 26-0 | | |
| G | W | L | T | PT | OP |
| 10 | 5 | 5 | 0 | 136 | 141 |

1941 Thomas J. Lieb

| | | | | | |
|----------|-------------------------------|----------|----------|-----------|-----------|
| 9/20 | Randolph Macon (Gainesville) | W | 26-0 | | |
| 9/27 | Mississippi St. (Starkville) | L | 6-0 | | |
| 10/4 | Tampa (Gainesville) | W | 46-6 | | |
| 10/11 | Villanova (Gainesville) | L | 6-0 | | |
| 10/18 | Maryland (College Park) | L | 13-12 | | |
| 10/25 | LSU (Baton Rouge) | L | 10-7 | | |
| 11/8 | Georgia (Jacksonville) | L | 19-3 | | |
| 11/15 | Miami (Miami) | W | 14-0 | | |
| 11/22 | Georgia Tech (Gainesville) HC | W | 14-7 | | |
| 12/20 | UCLA (Jacksonville) | L | 30-27 | | |
| G | W | L | T | PT | OP |
| 10 | 4 | 6 | 0 | 149 | 97 |

1942 Thomas J. Lieb

| | | | | | |
|----------|--|----------|----------|-----------|-----------|
| 9/19 | Jax NAS (Jacksonville) | L | 20-7 | | |
| 9/26 | Randolph Macon (Gainesville) | W | 45-0 | | |
| 10/3 | Tampa (Tampa) | W | 26-6 | | |
| 10/10 | Auburn (Gainesville) | W | 6-0 | | |
| 10/16 | Villanova (Philadelphia) | L | 13-3 | | |
| 10/24 | Mississippi St. (Gainesville) (NR/16) HC | L | 26-12 | | |
| 10/31 | Maryland (Washington, D.C.) | L | 13-0 | | |
| 11/7 | Georgia (Jacksonville) (NR/1) | L | 75-0 | | |
| 11/14 | Miami (Miami) | L | 12-0 | | |
| 11/21 | Georgia Tech (Atlanta) (NR/2) | L | 20-7 | | |
| G | W | L | T | PT | OP |
| 10 | 3 | 7 | 0 | 106 | 185 |

1943 No Team

1944 Thomas J. Lieb

| | | | | | |
|----------|--------------------------------|----------|----------|-----------|-----------|
| 9/23 | Mayport NAS (Gainesville) | W | 36-6 | | |
| 9/30 | Ole Miss (Jacksonville) | L | 26-6 | | |
| 10/7 | Jacksonville NAS (Gainesville) | W | 26-20 | | |
| 10/14 | Tennessee (Knoxville) (NR/15) | L | 40-0 | | |
| 10/28 | Maryland (Gainesville) HC | W | 13-6 | | |
| 11/3 | Miami (Miami) | W | 13-0 | | |
| 11/11 | Georgia (Jacksonville) | L | 38-12 | | |
| G | W | L | T | PT | OP |
| 7 | 4 | 3 | 0 | 106 | 136 |

1945 Thomas J. Lieb

| | | | | | |
|----------|---|----------|----------|-----------|-----------|
| 9/22 | Camp Blanding (63rd Inf.) (Gainesville) | W | 31-2 | | |
| 9/29 | Ole Miss (Jacksonville) | W | 26-13 | | |
| 10/6 | Tulane (New Orleans) | T | 6-6 | | |
| 10/13 | Vanderbilt (Gainesville) HC | L | 7-0 | | |
| 10/19 | Miami (Miami) | L | 7-6 | | |
| 10/27 | SWern Louisiana (Gainesville) | W | 45-0 | | |
| 11/3 | Auburn (Auburn) | L | 19-0 | | |
| 11/10 | Georgia (Jacksonville) | L | 34-0 | | |
| 11/17 | Presbyterian (Gainesville) | W | 41-0 | | |
| 11/24 | US Amphibs (Norfolk) | L | 12-0 | | |
| G | W | L | T | PT | OP |
| 10 | 4 | 5 | 1 | 155 | 100 |

1946 Raymond B. Wolf

| | | | | | |
|----------|--------------------------------------|----------|----------|-----------|-----------|
| 9/28 | Ole Miss (Jacksonville) | L | 13-7 | | |
| 10/5 | Tulane (New Orleans) | L | 27-13 | | |
| 10/12 | Vanderbilt (Nashville) | L | 20-0 | | |
| 10/19 | Miami (Gainesville) HC | L | 20-13 | | |
| 10/26 | North Carolina (Chapel Hill) (NR/10) | L | 40-19 | | |
| 11/9 | Georgia (Jacksonville) (NR/5) | L | 33-14 | | |
| 11/16 | Villanova (Gainesville) | L | 27-20 | | |
| 11/23 | N.C. State (Tampa) | L | 37-6 | | |
| 11/30 | Auburn (Gainesville) | L | 47-12 | | |
| G | W | L | T | PT | OP |
| 9 | 0 | 9 | 0 | 104 | 264 |

1947 Raymond B. Wolf

| | | | | | |
|----------|---------------------------------|----------|----------|-----------|-----------|
| 9/27 | Ole Miss (Jacksonville) | L | 14-6 | | |
| 10/4 | North Texas St. (Gainesville) | L | 20-12 | | |
| 10/11 | Auburn (Montgomery) | L | 20-14 | | |
| 10/18 | N.C. State (Raleigh) (NR/18) | W | 7-6 | | |
| 10/25 | North Carolina (Gainesville) HC | L | 35-7 | | |
| 11/1 | Furman (Tampa) | W | 34-7 | | |
| 11/8 | Georgia (Jacksonville) | L | 34-6 | | |
| 11/15 | Tulane (New Orleans) | T | 7-7 | | |
| 11/21 | Miami (Miami) | W | 7-6 | | |
| 11/29 | Kansas St. (Gainesville) | W | 25-7 | | |
| G | W | L | T | PT | OP |
| 10 | 4 | 5 | 1 | 125 | 156 |

1948 Raymond B. Wolf

| | | | | | |
|----------|--------------------------------|----------|----------|-----------|-----------|
| 9/25 | Ole Miss (Gainesville) | L | 14-0 | | |
| 10/2 | Tulsa (Gainesville) | W | 28-14 | | |
| 10/9 | Auburn (Tampa) | W | 16-9 | | |
| 10/16 | Rollins (Gainesville) | W | 41-12 | | |
| 10/23 | Georgia Tech (Atlanta) (NR/6) | L | 42-7 | | |
| 10/30 | Furman (Greenville) | L | 39-14 | | |
| 11/6 | Georgia (Jacksonville) (NR/13) | L | 20-12 | | |
| 11/13 | Kentucky (Lexington) | L | 34-15 | | |
| 11/20 | Miami (Gainesville) HC | W | 27-13 | | |
| 11/27 | Alabama (Tuscaloosa) | L | 34-28 | | |
| G | W | L | T | PT | OP |
| 10 | 5 | 5 | 0 | 213 | 206 |

1949 Raymond B. Wolf

| | | | | | |
|----------|-------------------------------|----------|----------|-----------|-----------|
| 9/24 | The Citadel (Gainesville) | W | 13-0 | | |
| 10/1 | Tulsa (Tulsa) | W | 40-7 | | |
| 10/8 | Auburn (Mobile) | T | 14-14 | | |
| 10/15 | Vanderbilt (Jacksonville) | L | 22-17 | | |
| 10/22 | Georgia Tech (Gainesville) HC | L | 43-14 | | |
| 10/29 | Furman (Gainesville) | W | 28-27 | | |
| 11/5 | Georgia (Jacksonville) | W | 28-7 | | |
| 11/12 | Kentucky (Tampa) (NR/14) | L | 35-0 | | |
| 11/18 | Miami (Miami) | L | 28-13 | | |
| 11/26 | Alabama (Gainesville) | L | 35-13 | | |
| G | W | L | T | PT | OP |
| 10 | 4 | 5 | 1 | 180 | 218 |

1950 Bob Woodruff

| | | | | | |
|----------|--------------------------------|----------|----------|-----------|-----------|
| 9/23 | The Citadel (Gainesville) | W | 7-3 | | |
| 9/10 | Duquesne (Gainesville) | W | 27-14 | | |
| 10/7 | Georgia Tech (Atlanta) | L | 16-13 | | |
| 10/14 | Auburn (Gainesville) HC | W | 27-7 | | |
| 10/21 | Vanderbilt (Nashville) (NR/13) | W | 31-27 | | |
| 10/28 | Furman (Gainesville) (20/NR) | W | 19-7 | | |
| 11/4 | Kentucky (Lexington) (17/5) | L | 40-6 | | |
| 11/11 | Georgia (Jacksonville) | L | 6-0 | | |
| 11/18 | Miami (Gainesville) (NR/17) | L | 20-14 | | |
| 11/25 | Alabama (Jacksonville) (NR/17) | L | 41-13 | | |
| G | W | L | T | PT | OP |
| 10 | 5 | 5 | 0 | 157 | 181 |

1951 Bob Woodruff

| | | | | | |
|----------|--------------------------------|----------|----------|-----------|-----------|
| 9/15 | Wyoming (Jacksonville) | W | 13-0 | | |
| 9/22 | The Citadel (Gainesville) | W | 27-7 | | |
| 9/29 | Georgia Tech (Gainesville) | L | 27-0 | | |
| 10/6 | Loyola (Pasadena, CA) | W | 40-7 | | |
| 10/13 | Auburn (Auburn) | L | 14-13 | | |
| 10/20 | Vanderbilt (Gainesville) HC | W | 33-13 | | |
| 10/27 | Kentucky (Gainesville) (NR/17) | L | 14-6 | | |
| 11/10 | Georgia (Jacksonville) | L | 7-6 | | |
| 11/17 | Miami (Miami) | L | 21-6 | | |
| 11/24 | Alabama (Tuscaloosa) | W | 30-21 | | |
| G | W | L | T | PT | OP |
| 10 | 5 | 5 | 0 | 174 | 131 |

1952 Bob Woodruff

| | | | | | | | | | |
|----------------------------|---------------------------------|---|-------|----------|----------|----------|----------|-----------|-----------|
| 9/20 | Stetson (Gainesville) | W | 33-6 | | | | | | |
| 9/17 | Georgia Tech (Atlanta) (NR/3) | L | 17-14 | | | | | | |
| 10/4 | The Citadel (Gainesville) | W | 33-0 | | | | | | |
| 10/11 | Clemson (Gainesville) | W | 54-13 | | | | | | |
| 10/18 | Vanderbilt (Nashville) | L | 20-13 | | | | | | |
| 10/25 | Georgia (Jacksonville) (20/NR) | W | 30-0 | | | | | | |
| 11/1 | Auburn (Gainesville) (17/NR) HC | W | 31-21 | | | | | | |
| 11/15 | Tennessee (Knoxville) (18/7) | L | 26-12 | | | | | | |
| 11/22 | Miami (Gainesville) | W | 43-6 | | | | | | |
| 12/6 | Kentucky (Gainesville) (17/NR) | W | 27-0 | | | | | | |
| 1/1 | Tulsa (15/12) | W | 14-13 | | | | | | |
| (Gator Bowl, Jacksonville) | | | | G | W | L | T | PT | OP |
| 11 | 8 | 3 | 0 | 304 | 122 | | | | |

1953 Bob Woodruff

| | | | | | |
|----------|-----------------------------------|----------|----------|-----------|-----------|
| 9/19 | Rice (Houston) (15/12) | L | 20-16 | | |
| 9/26 | Georgia Tech (Gainesville) (NR/3) | T | 0-0 | | |
| 10/3 | Kentucky (Lexington) | L | 26-13 | | |
| 10/10 | Stetson (Gainesville) | W | 45-0 | | |
| 10/17 | The Citadel (Jacksonville) | W | 60-0 | | |
| 10/24 | LSU (Gainesville) (NR/14) HC | T | 21-21 | | |
| 10/31 | Auburn (Auburn) | L | 16-7 | | |
| 11/7 | Georgia (Jacksonville) NBC | W | 21-7 | | |
| 11/14 | Tennessee (Gainesville) (NR/18) | L | 9-7 | | |
| 11/28 | Miami (Miami) | L | 14-10 | | |
| G | W | L | T | PT | OP |
| 10 | 3 | 5 | 2 | 200 | 113 |

1954 Bob Woodruff

| | | | | | |
|----------|---------------------------------|----------|----------|-----------|-----------|
| 9/18 | Rice (Houston) (NR/16) | L | 34-14 | | |
| 9/25 | Georgia Tech (Atlanta) (NR/5) | W | 13-12 | | |
| 10/2 | Auburn (Gainesville) (20/NR) | W | 19-13 | | |
| 10/9 | Clemson (Gainesville) (14/NR) | L | 14-7 | | |
| 10/16 | Kentucky (Gainesville) | W | 21-7 | | |
| 10/23 | LSU (Baton Rouge) (18/NR) | L | 20-7 | | |
| 10/30 | Mississippi St (Gainesville) HC | W | 7-0 | | |
| 11/6 | Georgia (Jacksonville) | L | 14-13 | | |
| 11/13 | Tennessee (Knoxville) | W | 14-0 | | |
| 11/27 | Miami (Gainesville) (NR/11) | L | 14-0 | | |
| G | W | L | T | PT | OP |
| 10 | 5 | 5 | 0 | 115 | 128 |

COACHES

PLAYERS

2011 RECAP

HISTORY

HONORS

GATORS IN THE NFL

ALL-TIME RESULTS

RECORD BOOK

ALL-TIME LETTERWINNERS

FLORIDA ATHLETICS

1955 Bob Woodruff

| | | | | | | | | | |
|-------|-----------------------------------|----------|----------|----------|-----------|-----------|--|--|--|
| 9/17 | Mississippi St. (Gainesville) | W | 20-14 | | | | | | |
| 9/24 | Georgia Tech (Gainesville) (19/2) | L | 14-7 | | | | | | |
| 10/1 | Auburn (Auburn) | L | 13-0 | | | | | | |
| 10/8 | George Washington (Jacksonville) | W | 28-0 | | | | | | |
| 10/15 | LSU (Gainesville) | W | 18-14 | | | | | | |
| 10/22 | Kentucky (Lexington) | L | 10-7 | | | | | | |
| 11/5 | Georgia (Jacksonville) | W | 19-13 | | | | | | |
| 11/12 | Tennessee (Gainesville) HC | L | 20-0 | | | | | | |
| 11/19 | Vanderbilt (Nashville) | L | 21-6 | | | | | | |
| 11/26 | Miami (Miami) (NR/14) | L | 7-6 | | | | | | |
| | G | W | L | T | PT | OP | | | |
| | 10 | 4 | 6 | 0 | 111 | 126 | | | |

1956 Bob Woodruff

| | | | | | | | | | |
|-------|------------------------------------|----------|----------|----------|-----------|-----------|--|--|--|
| 9/22 | Mississippi St. (Starkville) | W | 26-0 | | | | | | |
| 9/29 | Clemson (Gainesville) (19/NR) | T | 20-20 | | | | | | |
| 10/6 | Kentucky (Gainesville) | L | 17-8 | | | | | | |
| 10/13 | Rice (Gainesville) | W | 7-0 | | | | | | |
| 10/20 | Vanderbilt (Nashville) | W | 21-7 | | | | | | |
| 10/27 | LSU (Baton Rouge) | W | 21-6 | | | | | | |
| 11/3 | Auburn (Gainesville) HC | W | 20-0 | | | | | | |
| 11/10 | Georgia (Jacksonville) (13/NR) | W | 28-0 | | | | | | |
| 11/24 | Georgia Tech (Jacksonville) (13/5) | L | 28-0 | | | | | | |
| 12/1 | Miami (Gainesville) (18/6) | L | 20-7 | | | | | | |
| | G | W | L | T | PT | OP | | | |
| | 10 | 6 | 3 | 1 | 158 | 98 | | | |

1957 Bob Woodruff

| | | | | | | | | | |
|-------|----------------------------------|----------|----------|----------|-----------|-----------|--|--|--|
| 9/28 | Wake Forest (Gainesville) | W | 27-0 | | | | | | |
| 10/5 | Kentucky (Lexington) | W | 14-7 | | | | | | |
| 10/19 | Mississippi St. (Gainesville) HC | L | 29-20 | | | | | | |
| 10/26 | LSU (Gainesville) (NR/10) | W | 22-14 | | | | | | |
| 11/2 | Auburn (Auburn) (19/4) | L | 13-0 | | | | | | |
| 11/9 | Georgia (Jacksonville) | W | 22-0 | | | | | | |
| 11/16 | Vanderbilt (Gainesville) | W | 14-7 | | | | | | |
| 11/23 | Georgia Tech (Atlanta) | T | 0-0 | | | | | | |
| 11/30 | Miami (Miami) (20/NR) | W | 14-0 | | | | | | |
| | G | W | L | T | PT | OP | | | |
| | 9 | 6 | 2 | 1 | 133 | 70 | | | |

1958 Bob Woodruff

| | | | | | | | | | |
|-------|---------------------------------------|----------|----------|----------|-----------|-----------|--|--|--|
| 9/20 | Tulane (Gainesville) | W | 34-14 | | | | | | |
| 9/27 | Mississippi St. (Gainesville) (18/11) | L | 14-7 | | | | | | |
| 10/10 | UCLA (Los Angeles) | W | 21-14 | | | | | | |
| 10/18 | Vanderbilt (Gainesville) (18/NR) HC | T | 6-6 | | | | | | |
| 10/25 | LSU (Baton Rouge) (NR/3) | L | 10-7 | | | | | | |
| 11/1 | Auburn (Gainesville) (NR/4) | L | 6-5 | | | | | | |
| 11/8 | Georgia (Jacksonville) (19/NR) | W | 7-6 | | | | | | |
| 11/15 | Arkansas St. (Gainesville) (18/NR) | W | 51-7 | | | | | | |
| 11/22 | Florida St. (Gainesville) (12/NR) | W | 21-7 | | | | | | |
| 11/29 | Miami (Jacksonville) (14/NR) | W | 12-9 | | | | | | |
| 12/27 | Ole Miss (14/11) CBS (N) | L | 7-3 | | | | | | |
| | (Gator Bowl, Jacksonville) | | | | | | | | |
| | G | W | L | T | PT | OP | | | |
| | 11 | 6 | 4 | 1 | 174 | 100 | | | |

1959 Bob Woodruff

| | | | | | | | | | |
|-------|---------------------------------------|----------|----------|----------|-----------|-----------|--|--|--|
| 9/18 | Tulane (New Orleans) | W | 30-0 | | | | | | |
| 9/26 | Mississippi St. (Gainesville) (19/NR) | W | 14-13 | | | | | | |
| 10/3 | Virginia (Gainesville) (19/NR) | W | 55-10 | | | | | | |
| 10/10 | Rice (Houston) (17/NR) | T | 13-13 | | | | | | |
| 10/17 | Vanderbilt (Nashville) (19/NR) | L | 13-6 | | | | | | |
| 10/24 | LSU (Gainesville) (NR/1) HC | L | 9-0 | | | | | | |
| 10/31 | Auburn (Auburn) (NR/8) | L | 6-0 | | | | | | |
| 11/7 | Georgia (Jacksonville) (NR/11) | L | 21-10 | | | | | | |
| 11/21 | Florida St. (Gainesville) | W | 18-8 | | | | | | |
| 11/28 | Miami (Jacksonville) (NR/12) | W | 23-14 | | | | | | |
| | G | W | L | T | PT | OP | | | |
| | 10 | 5 | 4 | 1 | 169 | 107 | | | |

1960 Ray Graves

| | | | | | | | | | |
|-------|------------------------------------|----------|----------|----------|-----------|-----------|--|--|--|
| 9/17 | George Washington (Gainesville) | W | 30-7 | | | | | | |
| 9/24 | Florida St. (Gainesville) | W | 3-0 | | | | | | |
| 10/1 | Georgia Tech (Gainesville) (NR/10) | W | 18-17 | | | | | | |
| 10/8 | Rice (Miami) (18/NR) | L | 10-0 | | | | | | |
| 10/15 | Vanderbilt (Gainesville) | W | 12-0 | | | | | | |
| 10/22 | LSU (Baton Rouge) | W | 13-10 | | | | | | |
| 10/29 | Auburn (Gainesville) (NR/14) | L | 10-7 | | | | | | |
| 11/5 | Georgia (Jacksonville) | W | 22-14 | | | | | | |
| 11/12 | Tulane (Gainesville) (20/NR) HC | W | 21-6 | | | | | | |
| 11/26 | Miami (Miami) (19/NR) | W | 18-0 | | | | | | |
| 12/31 | Baylor (NR/12) CBS (N) | W | 13-12 | | | | | | |
| | (Gator Bowl, Jacksonville) | | | | | | | | |
| | G | W | L | T | PT | OP | | | |
| | 11 | 9 | 2 | 0 | 157 | 86 | | | |

1961 Ray Graves

| | | | | | | | | | |
|-------|-------------------------------|----------|----------|----------|-----------|-----------|--|--|--|
| 9/23 | Clemson (Gainesville) | W | 21-17 | | | | | | |
| 9/30 | Florida St. (Gainesville) | T | 3-3 | | | | | | |
| 10/6 | Tulane (New Orleans) | W | 14-3 | | | | | | |
| 10/14 | Rice (Houston) | L | 19-10 | | | | | | |
| 10/21 | Vanderbilt (Nashville) | W | 7-0 | | | | | | |
| 10/28 | LSU (Gainesville) (NR/7) HC | L | 23-0 | | | | | | |
| 11/4 | Georgia Tech (Atlanta) (NR/7) | L | 20-0 | | | | | | |
| 11/11 | Georgia (Jacksonville) | W | 21-14 | | | | | | |
| 11/25 | Auburn (Auburn) | L | 32-15 | | | | | | |
| 12/2 | Miami (Gainesville) | L | 15-6 | | | | | | |
| | G | W | L | T | PT | OP | | | |
| | 10 | 4 | 5 | 1 | 97 | 146 | | | |

1962 Ray Graves

| | | | | | | | | | |
|-------|-----------------------------------|----------|----------|----------|-----------|-----------|--|--|--|
| 9/22 | Mississippi St. (Jackson) | W | 19-9 | | | | | | |
| 9/29 | Georgia Tech (Gainesville) (NR/8) | L | 17-0 | | | | | | |
| 10/6 | Duke (Jacksonville) | L | 28-21 | | | | | | |
| 10/13 | Texas A&M (Gainesville) | W | 42-6 | | | | | | |
| 10/20 | Vanderbilt (Gainesville) HC | W | 42-7 | | | | | | |
| 10/27 | LSU (Baton Rouge) (NR/6) | L | 23-0 | | | | | | |
| 11/3 | Auburn (Gainesville) (NR/10) | W | 22-3 | | | | | | |
| 11/10 | Georgia (Jacksonville) | W | 23-15 | | | | | | |
| 11/17 | Florida St. (Gainesville) | W | 20-7 | | | | | | |
| 12/1 | Miami (Miami) | L | 17-15 | | | | | | |
| 12/30 | Penn St. (NR/9) CBS (N) | W | 17-7 | | | | | | |
| | (Gator Bowl, Jacksonville) | | | | | | | | |
| | G | W | L | T | PT | OP | | | |
| | 11 | 7 | 4 | 0 | 221 | 139 | | | |

1963 Ray Graves

| | | | | | | | | | |
|-------|--------------------------------|----------|----------|----------|-----------|-----------|--|--|--|
| 9/14 | Georgia Tech (Atlanta) ABC (N) | L | 9-0 | | | | | | |
| 9/28 | Mississippi St. (Gainesville) | T | 9-9 | | | | | | |
| 10/5 | Richmond (Gainesville) | W | 35-28 | | | | | | |
| 10/12 | Alabama (Tuscaloosa) (NR/3) | W | 10-6 | | | | | | |
| 10/19 | Vanderbilt (Nashville) | W | 21-0 | | | | | | |
| 10/26 | LSU (Gainesville) HC | L | 14-0 | | | | | | |
| 11/2 | Auburn (Auburn) (NR/5) | L | 19-0 | | | | | | |
| 11/9 | Georgia (Jacksonville) | W | 21-14 | | | | | | |
| 11/23 | Miami (Miami) | W | 27-21 | | | | | | |
| 11/30 | Florida St. (Gainesville) | W | 7-0 | | | | | | |
| | G | W | L | T | PT | OP | | | |
| | 10 | 6 | 3 | 1 | 130 | 120 | | | |

1964 Ray Graves

| | | | | | | | | | |
|-------|---------------------------------|----------|----------|----------|-----------|-----------|--|--|--|
| 9/19 | SMU (Gainesville) ABC (R) | W | 24-8 | | | | | | |
| 9/26 | Mississippi St. (Jackson) | W | 16-13 | | | | | | |
| 10/10 | Ole Miss (Gainesville) | W | 30-14 | | | | | | |
| 10/17 | South Carolina (Gainesville) HC | W | 37-0 | | | | | | |
| 10/24 | Alabama (Tuscaloosa) (9/3) | L | 17-14 | | | | | | |
| 10/31 | Auburn (Gainesville) (10/NR) | W | 14-0 | | | | | | |
| 11/7 | Georgia (Jacksonville) (9/NR) | L | 14-7 | | | | | | |
| 11/21 | Florida St. (Tallahassee) | L | 16-7 | | | | | | |
| 11/28 | Miami (Gainesville) | W | 12-10 | | | | | | |
| 12/5 | LSU (Baton Rouge) | W | 20-6 | | | | | | |
| | G | W | L | T | PT | OP | | | |
| | 10 | 7 | 3 | 0 | 181 | 98 | | | |

1965 Ray Graves

| | | | | | | | | | |
|-------|--------------------------------------|----------|----------|----------|-----------|-----------|--|--|--|
| 9/18 | Northwestern (Evanston) | W | 24-14 | | | | | | |
| 9/25 | Mississippi St. (Gainesville) (8/NR) | L | 18-13 | | | | | | |
| 10/2 | LSU (Gainesville) (NR/5) | W | 14-7 | | | | | | |
| 10/9 | Ole Miss (Oxford) (10/NR) | W | 17-0 | | | | | | |
| 10/16 | N.C. State (Gainesville) (9/NR) HC | W | 28-6 | | | | | | |
| 10/30 | Auburn (Auburn) (7/NR) ABC (R) | L | 28-17 | | | | | | |
| 11/6 | Georgia (Jacksonville) | W | 14-10 | | | | | | |
| 11/13 | Tulane (Gainesville) | W | 51-13 | | | | | | |
| 11/20 | Miami (Miami) (10/NR) | L | 16-13 | | | | | | |
| 11/27 | Florida St. (Gainesville) | W | 30-17 | | | | | | |
| 1/1 | Missouri (NR/6) NBC (N) | L | 20-18 | | | | | | |
| | (Sugar Bowl, New Orleans) | | | | | | | | |
| | G | W | L | T | PT | OP | | | |
| | 11 | 7 | 4 | 0 | 239 | 149 | | | |

1966 Ray Graves

| | | | | | | | | | |
|-------|-----------------------------------|----------|----------|----------|-----------|-----------|--|--|--|
| 9/17 | Northwestern (Gainesville) | W | 43-7 | | | | | | |
| 9/24 | Mississippi St. (Gainesville) | W | 28-7 | | | | | | |
| 10/1 | Vanderbilt (Nashville) | W | 13-0 | | | | | | |
| 10/8 | Florida St. (Tallahassee) (10/NR) | W | 22-19 | | | | | | |
| 10/15 | N.C. State (Raleigh) (8/NR) | W | 17-10 | | | | | | |
| 10/22 | LSU (Baton Rouge) (8/NR) | W | 28-7 | | | | | | |
| 10/29 | Auburn (Gainesville) (7/NR) HC | W | 30-27 | | | | | | |
| 11/5 | Georgia (Jacksonville) (7/NR) | L | 27-10 | | | | | | |
| 11/12 | Tulane (Gainesville) | W | 31-10 | | | | | | |
| 11/26 | Miami (Gainesville) (9/NR) | L | 21-16 | | | | | | |
| 1/1 | Georgia Tech (NR/8) | W | 27-12 | | | | | | |
| | (Orange Bowl, Miami) | | | | | | | | |
| | G | W | L | T | PT | OP | | | |
| | 11 | 9 | 2 | 0 | 265 | 147 | | | |

1967 Ray Graves

| | | | | | | | | | |
|-------|--------------------------------|---|-------|--|--|--|--|--|--|
| 9/23 | Illinois (Gainesville) | W | 14-0 | | | | | | |
| 9/30 | Mississippi St. (Jackson) | W | 24-7 | | | | | | |
| 10/7 | LSU (Gainesville) | L | 37-6 | | | | | | |
| 10/14 | Tulane (New Orleans) | W | 35-0 | | | | | | |
| 10/28 | Vanderbilt (Gainesville) HC | W | 27-22 | | | | | | |
| 11/4 | Auburn (Auburn) | L | 26-21 | | | | | | |
| 11/11 | Georgia (Jacksonville) ABC (R) | W | 17-16 | | | | | | |
| 11/18 | Kentucky (Gainesville) | W | 28-12 | | | | | | |
| 11/25 | Florida St. (Gainesville) | L | 21-16 | | | | | | |

1968 Ray Graves

| | | | | | | | | | |
|-------|--|----------|----------|----------|-----------|-----------|--|--|--|
| 9/21 | Air Force (Tampa) (6/NR) | W | 23-20 | | | | | | |
| 9/28 | Florida St. (Tallahassee) (5/NR) ABC (R) | W | 9-3 | | | | | | |
| 10/5 | Mississippi St. (Gainesville) (4/NR) | W | 31-14 | | | | | | |
| 10/12 | Tulane (Gainesville) (7/NR) | W | 24-7 | | | | | | |
| 10/19 | North Carolina (Chapel Hill) (7/NR) | L | 22-7 | | | | | | |
| 10/26 | Vanderbilt (Nashville) (15/NR) | T | 14-14 | | | | | | |
| 11/2 | Auburn (Gainesville) (20/NR) HC | L | 24-13 | | | | | | |
| 11/9 | Georgia (Jacksonville) (NR/9) | L | 51-0 | | | | | | |
| 11/16 | Kentucky (Lexington) | W | 16-14 | | | | | | |
| 11/30 | Miami (Gainesville) | W | 14-10 | | | | | | |
| | G | W | L | T | PT | OP | | | |
| | 10 | 6 | 3 | 1 | 151 | 179 | | | |

1969 Ray Graves

| | | | | | | | | | |
|-------|---|----------|----------|----------|-----------|-----------|--|--|--|
| 9/20 | Houston (Gainesville) (NR/7) | W | 59-34 | | | | | | |
| 9/27 | Mississippi St. (Jackson) (12/NR) | W | 47-35 | | | | | | |
| 10/4 | Florida St. (Gainesville) (12/NR) | W | 21-6 | | | | | | |
| 10/11 | Tulane (Tampa) (12/NR) | W | 18-17 | | | | | | |
| 10/18 | North Carolina (Gainesville) (10/NR) HC | W | 52-2 | | | | | | |
| 10/25 | Vanderbilt (Gainesville) (10/NR) | W | 41-20 | | | | | | |
| 11/1 | Auburn (Auburn) (7/17) | L | 38-12 | | | | | | |
| 11/8 | Georgia (Jacksonville) (13/16) ABC (R) | T | 13-13 | | | | | | |
| 11/15 | Kentucky (Gainesville) | W | 31-6 | | | | | | |
| 11/29 | Miami (Miami) | W | 35-16 | | | | | | |
| 12/27 | Tennessee (15/11) NBC (N) (Gator Bowl, Jacksonville) | W | 14-13 | | | | | | |
| | G | W | L | T | PT | OP | | | |
| | 11 | 9 | 1 | 1 | 343 | 200 | | | |

1970 Doug Dickey

| | | | | | | | | | |
|-------|---------------------------------------|----------|----------|----------|-----------|-----------|--|--|--|
| 9/12 | Duke (Jacksonville) (15/NR) | W | 21-19 | | | | | | |
| 9/19 | Mississippi St. (Gainesville) (14/NR) | W | 34-13 | | | | | | |
| 9/26 | Alabama (Tuscaloosa) (13/NR) | L | 46-15 | | | | | | |
| 10/3 | N.C. State (Gainesville) | W | 14-6 | | | | | | |
| 10/10 | Florida St. (Tallahassee) | W | 38-27 | | | | | | |
| 10/17 | Richmond (Gainesville) | W | 20-0 | | | | | | |
| 10/24 | Tennessee (Knoxville) (NR/11) ABC (R) | L | 38-7 | | | | | | |
| 10/31 | Auburn (Gainesville) (NR/12) HC | L | 63-14 | | | | | | |
| 11/7 | Georgia (Jacksonville) ABC (R) | W | 24-17 | | | | | | |
| 11/14 | Kentucky (Tampa) | W | 24-13 | | | | | | |
| 11/28 | Miami (Gainesville) | L | 14-13 | | | | | | |
| | G | W | L | T | PT | OP | | | |
| | 11 | 7 | 4 | 0 | 244 | 256 | | | |

1971 Doug Dickey

| | | | | | | | | | |
|-------|-----------------------------------|----------|----------|----------|-----------|-----------|--|--|--|
| 9/11 | Duke (Tampa) | L | 12-6 | | | | | | |
| 9/18 | Mississippi St. (Jackson) | L | 13-10 | | | | | | |
| 9/25 | Alabama (Gainesville) (NR/8) | L | 38-0 | | | | | | |
| 10/2 | Tennessee (Gainesville) (NR/12) | L | 20-13 | | | | | | |
| 10/9 | LSU (Baton Rouge) (NR/16) | L | 48-7 | | | | | | |
| 10/16 | Florida St. (Gainesville) (NR/19) | W | 17-15 | | | | | | |
| 10/23 | Maryland (Gainesville) HC | W | 27-23 | | | | | | |
| 10/30 | Auburn (Auburn) (NR/5) | L | 40-7 | | | | | | |
| 11/6 | Georgia (Jacksonville) (NR/7) | L | 49-7 | | | | | | |
| 11/13 | Kentucky (Gainesville) | W | 35-24 | | | | | | |
| 11/27 | Miami (Miami) | W | 45-16 | | | | | | |
| | G | W | L | T | PT | OP | | | |
| | 11 | 4 | 7 | 0 | 174 | 298 | | | |

1972 Doug Dickey

| | | | | | | | | | |
|-------|---------------------------------------|----------|----------|----------|-----------|-----------|--|--|--|
| 9/23 | SMU (Tampa) | L | 21-14 | | | | | | |
| 9/30 | Mississippi St. (Gainesville) | W | 28-13 | | | | | | |
| 10/7 | Florida St. (Tallahassee) (NR/13) | W | 42-13 | | | | | | |
| 10/14 | Alabama (Tuscaloosa) (NR/3) | L | 24-7 | | | | | | |
| 10/21 | Ole Miss (Oxford) | W | 16-0 | | | | | | |
| 11/4 | Auburn (Gainesville) (NR/11) | L | 26-20 | | | | | | |
| 11/11 | Georgia (Jacksonville) ABC (R) | L | 10-7 | | | | | | |
| 11/18 | Kentucky (Gainesville) HC | W | 40-0 | | | | | | |
| 11/25 | LSU (Gainesville) (NR/8) | T | 3-3 | | | | | | |
| 12/2 | Miami (Gainesville) | W | 17-6 | | | | | | |
| 12/9 | North Carolina (Jacksonville) (NR/16) | L | 28-24 | | | | | | |
| | G | W | L | T | PT | OP | | | |
| | 11 | 5 | 5 | 1 | 218 | 144 | | | |

1973 Doug Dickey

| | | | | | | | | | |
|-------|--|----------|----------|----------|-----------|-----------|--|--|--|
| 9/15 | Kansas St. (Gainesville) (14/NR) | W | 21-10 | | | | | | |
| 9/22 | So. Miss (Tampa) (15/NR) | W | 14-13 | | | | | | |
| 9/29 | Mississippi St. (Jackson) (16/NR) | L | 33-12 | | | | | | |
| 10/6 | LSU (Baton Rouge) (NR/10) | L | 24-3 | | | | | | |
| 10/13 | Alabama (Gainesville) (NR/3) | L | 35-14 | | | | | | |
| 10/20 | Ole Miss (Gainesville) HC | L | 13-10 | | | | | | |
| 11/3 | Auburn (Auburn) (NR/19) | W | 12-8 | | | | | | |
| 11/10 | Georgia (Jacksonville) ABC (R) | W | 11-10 | | | | | | |
| 11/17 | Kentucky (Gainesville) | W | 20-18 | | | | | | |
| 11/24 | Miami (Miami) | W | 14-7 | | | | | | |
| 12/1 | Florida St. (Gainesville) | W | 49-0 | | | | | | |
| 12/22 | Miami of Ohio (NR/15) (Tangerine Bowl, Gainesville) | L | 16-7 | | | | | | |
| | G | W | L | T | PT | OP | | | |
| | 12 | 7 | 5 | 0 | 187 | 189 | | | |

1974 Doug Dickey

| | | | | | | | | | |
|-------|--|----------|----------|----------|-----------|-----------|--|--|--|
| 9/14 | California (Gainesville) | W | 21-17 | | | | | | |
| 9/21 | Maryland (Tampa) (NR/14) | W | 17-10 | | | | | | |
| 9/28 | Mississippi St. (Gainesville) | W | 29-13 | | | | | | |
| 10/5 | LSU (Gainesville) (13/NR) | W | 24-14 | | | | | | |
| 10/12 | Vanderbilt (Nashville) (8/NR) | L | 24-10 | | | | | | |
| 10/19 | Florida St. (Tallahassee) (14/NR) | W | 24-14 | | | | | | |
| 10/26 | Duke (Gainesville) (12/NR) HC | W | 30-13 | | | | | | |
| 11/2 | Auburn (Gainesville) (11/5) ABC (R) | W | 25-14 | | | | | | |
| 11/9 | Georgia (Jacksonville) (6/NR) | L | 16-17 | | | | | | |
| 11/16 | Kentucky (Lexington) (9/NR) ABC (R) | L | 41-24 | | | | | | |
| 11/30 | Miami (Gainesville) | W | 31-7 | | | | | | |
| 12/31 | Nebraska (18/8) ABC (R) (Sugar Bowl, New Orleans) | L | 13-10 | | | | | | |
| | G | W | L | T | PT | OP | | | |
| | 12 | 8 | 4 | 0 | 261 | 197 | | | |

1975 Doug Dickey

| | | | | | | | | | |
|-------|--|----------|----------|----------|-----------|-----------|--|--|--|
| 9/13 | SMU (Gainesville) (19/NR) | W | 40-14 | | | | | | |
| 9/20 | N.C. State (Raleigh) (13/NR) | L | 8-7 | | | | | | |
| 9/27 | Mississippi St. (Jackson) (19/NR) | W | 27-10 | | | | | | |
| 10/4 | LSU (Baton Rouge) (20/NR) | W | 34-6 | | | | | | |
| 10/11 | Vanderbilt (Gainesville) (18/NR) | W | 35-0 | | | | | | |
| 10/18 | Florida St. (Gainesville) (14/NR) | W | 34-8 | | | | | | |
| 10/25 | Duke (Gainesville) (12/NR) HC | W | 24-16 | | | | | | |
| 11/1 | Auburn (Auburn) (11/NR) | W | 31-14 | | | | | | |
| 11/8 | Georgia (Jacksonville) (11/NR) ABC (R) | L | 10-7 | | | | | | |
| 11/15 | Kentucky (Gainesville) (14/NR) | W | 48-7 | | | | | | |
| 11/29 | Miami (Miami) (13/NR) | W | 15-11 | | | | | | |
| 12/29 | Maryland (13/17) CBS (N) (Gator Bowl, Jacksonville) | L | 13-0 | | | | | | |
| | G | W | L | T | PT | OP | | | |
| | 12 | 9 | 3 | 0 | 302 | 117 | | | |

1976 Doug Dickey

| | | | | | | | | | |
|-------|-----------------------------------|---|-------|--|--|--|--|--|--|
| 9/11 | North Carolina (Tampa) (18/NR) | L | 24-21 | | | | | | |
| 9/18 | Houston (Gainesville) | W | 49-14 | | | | | | |
| 9/25 | Mississippi St. (Gainesville) | W | 34-30 | | | | | | |
| 10/2 | LSU (Gainesville) (19/11) | W | 28-23 | | | | | | |
| 10/16 | Florida St. (Tallahassee) (12/NR) | W | 33-26 | | | | | | |

| | | | | | | | | | |
|-------|--|----------|----------|----------|-----------|-----------|--|--|--|
| 10/23 | Tennessee (Knoxville) (11/NR) | W | 20-18 | | | | | | |
| 10/30 | Auburn (Gainesville) (12/NR) | W | 24-19 | | | | | | |
| 11/6 | Georgia (Jacksonville) (10/7) ABC (N) | L | 41-27 | | | | | | |
| 11/13 | Kentucky (Lexington) (15/NR) | L | 28-9 | | | | | | |
| 11/20 | Rice (Gainesville) HC | W | 50-22 | | | | | | |
| 11/27 | Miami (Orlando) | W | 19-10 | | | | | | |
| 1/2 | Texas A&M (NR/10) CBS (N) (Sun Bowl, El Paso) | L | 37-14 | | | | | | |
| | G | W | L | T | PT | OP | | | |
| | 12 | 8 | 4 | 0 | 328 | 292 | | | |

1977 Doug Dickey

| | | | | | | | | | |
|-------|---|----------|----------|----------|-----------|-----------|--|--|--|
| 9/17 | Rice (Houston) (19/NR) | W | 48-3 | | | | | | |
| 10/24 | Mississippi St. (Jackson) (13/12) ABC (R) | W | 24-22 | | | | | | |
| 10/1 | LSU (Baton Rouge) (9/NR) | L | 36-14 | | | | | | |
| 10/8 | Pittsburgh (Gainesville) (20/15) | T | 17-17 | | | | | | |
| 10/22 | Tennessee (Gainesville) (19/NR) | W | 27-17 | | | | | | |
| 10/29 | Auburn (Auburn) (18/NR) | L | 29-14 | | | | | | |
| 11/5 | Georgia (Jacksonville) ABC (N) | W | 22-17 | | | | | | |
| 11/12 | Kentucky (Gainesville) (NR/7) | L | 14-7 | | | | | | |
| 11/19 | Utah (Gainesville) HC | W | 38-29 | | | | | | |
| 11/26 | Miami (Miami) | W | 31-14 | | | | | | |
| 12/3 | Florida St. (Gainesville) (NR/19) ABC (R) | L | 37-9 | | | | | | |
| | G | W | L | T | PT | OP | | | |
| | 11 | 6 | 4 | 1 | 251 | 235 | | | |

1978 Doug Dickey

| | | | | | | | | | |
|-------|--------------------------------|----------|----------|----------|-----------|-----------|--|--|--|
| 9/16 | SMU (Orlando) | L | 35-25 | | | | | | |
| 9/30 | Mississippi St. (Gainesville) | W | 34-0 | | | | | | |
| 10/7 | LSU (Gainesville) (NR/11) | L | 34-21 | | | | | | |
| 10/14 | Alabama (Tuscaloosa) (NR/7) | L | 23-12 | | | | | | |
| 10/21 | Army (Gainesville) HC | W | 31-7 | | | | | | |
| 10/28 | Georgia Tech (Atlanta) ABC (R) | L | 17-13 | | | | | | |
| 11/4 | Auburn (Gainesville) | W | 31-7 | | | | | | |
| 11/11 | Georgia (Jacksonville) (NR/11) | L | 24-22 | | | | | | |
| 11/18 | Kentucky (Lexington) | W | 18-16 | | | | | | |
| 11/25 | Florida St. (Tallahassee) | L | 38-21 | | | | | | |
| 12/2 | Miami (Gainesville) | L | 22-21 | | | | | | |
| | G | W | L | T | PT | OP | | | |
| | 11 | 4 | 7 | 0 | 249 | 223 | | | |

1979 Charley Pell

| | | | | | | | | | |
|-------|--|----------|----------|----------|-----------|-----------|--|--|--|
| 9/15 | Houston (Houston) (NR/13) | L | 14-10 | | | | | | |
| 9/22 | Georgia Tech (Gainesville) | T | 7-7 | | | | | | |
| 9/29 | Mississippi St. (Jackson) | L | 24-10 | | | | | | |
| 10/6 | LSU (Baton Rouge) (NR/17) | L | 20-3 | | | | | | |
| 10/13 | Alabama (Gainesville) (NR/2) | L | 40-0 | | | | | | |
| 10/27 | Tulsa (Gainesville) HC | L | 20-10 | | | | | | |
| 11/3 | Auburn (Auburn) (NR/20) | L | 19-13 | | | | | | |
| 11/10 | Georgia (Jacksonville) ABC (R) | L | 33-10 | | | | | | |
| 11/17 | Kentucky (Gainesville) | L | 31-3 | | | | | | |
| 11/24 | Florida St. (Gainesville) (NR/5) ABC (N) | L | 27-16 | | | | | | |
| 12/1 | Miami (Miami) | L | 30-24 | | | | | | |
| | G | W | L | T | PT | OP | | | |
| | 11 | 0 | 10 | 1 | 106 | 265 | | | |

1980 Charley Pell

| | | | | | | | | | |
|------|-------------------------------|---|-------|--|--|--|--|--|--|
| 9/13 | California (Tampa) | W | 41-13 | | | | | | |
| 9/20 | Georgia Tech (Atlanta) | W | 45-12 | | | | | | |
| 9/27 | Mississippi St. (Gainesville) | | | | | | | | |

1981 Charley Pell

| | | | | | |
|----------------------|---|---|-------|-----|-----|
| 9/5 | Miami (Miami) (17/NR) | L | 21-20 | | |
| 9/12 | Furman (Gainesville) | W | 35-7 | | |
| 9/19 | Georgia Tech (Gainesville) | W | 27-6 | | |
| 9/26 | Mississippi St. (Jackson) (NR/12) ABC (R) | L | 28-7 | | |
| 10/3 | LSU (Baton Rouge) | W | 24-10 | | |
| 10/10 | Maryland (Gainesville) | W | 15-10 | | |
| 10/17 | Ole Miss (Gainesville) HC | W | 49-3 | | |
| 10/31 | Auburn (Auburn) | L | 14-12 | | |
| 11/7 | Georgia (Jacksonville) (NR/4) ABC (R) | L | 26-21 | | |
| 11/14 | Kentucky (Gainesville) | W | 33-12 | | |
| 11/28 | Florida St. (Gainesville) | W | 35-3 | | |
| 12/31 | West Virginia, CBS (N) (Peach Bowl, Atlanta) | L | 26-6 | | |
| G W L T PT OP | | | | | |
| 12 | 7 | 5 | 0 | 284 | 166 |

1982 Charley Pell

| | | | | | |
|----------------------|---|---|-------|-----|-----|
| 9/4 | Miami (Gainesville) (16/15) | W | 17-14 | | |
| 9/11 | USC (Gainesville) (11/10) ABC (R) | W | 17-9 | | |
| 9/25 | Mississippi St. (Gainesville) (5/NR) | W | 27-17 | | |
| 10/2 | LSU (Gainesville) (4/NR) | L | 24-13 | | |
| 10/9 | Vanderbilt (Nashville) (14/NR) | L | 31-29 | | |
| 10/16 | West Texas St. (Gainesville) HC | W | 77-14 | | |
| 10/30 | Auburn (Gainesville) (NR/19) | W | 19-17 | | |
| 11/6 | Georgia (Jacksonville) (20/3) CBS (R) | L | 44-0 | | |
| 11/13 | Kentucky (Lexington) | W | 39-13 | | |
| 11/20 | Tulane (New Orleans) | W | 21-14 | | |
| 12/4 | Florida St. (Tallahassee) (NR/15) | W | 13-10 | | |
| 12/31 | Arkansas (NR/14) Mizlou (N) (Bluebonnet Bowl, Houston) | L | 28-24 | | |
| G W L T PT OP | | | | | |
| 12 | 8 | 4 | 0 | 296 | 228 |

1983 Charley Pell

| | | | | | |
|----------------------|--|---|-------|-----|-----|
| 9/3 | Miami (Gainesville) | W | 28-3 | | |
| 9/10 | USC (Los Angeles) (18/9) | T | 19-19 | | |
| 9/17 | Indiana St. (Gainesville) (15/NR) | W | 17-13 | | |
| 9/24 | Mississippi St. (Starkville) (15/NR) | W | 35-12 | | |
| 10/1 | LSU (Baton Rouge) (12/16) | W | 31-17 | | |
| 10/8 | Vanderbilt (Gainesville) (9/NR) | W | 29-10 | | |
| 10/22 | East Carolina (Gainesville) (6/NR) HC | W | 24-17 | | |
| 10/29 | Auburn (Auburn) (5/4) | L | 28-21 | | |
| 11/5 | Georgia (Jacksonville) (9/4) CBS (R) | L | 10-9 | | |
| 11/12 | Kentucky (Gainesville) (14/NR) | W | 24-7 | | |
| 12/3 | Florida St. (Gainesville) (12/NR) CBS (N) | W | 53-14 | | |
| 12/20 | Iowa (11/10) ABC (N) (Gator Bowl, Jacksonville) | W | 14-6 | | |
| G W L T PT OP | | | | | |
| 12 | 9 | 2 | 1 | 304 | 156 |

Charley Pell (first 3 games)

1984 Galen Hall (last 8 games)

| | | | | | |
|----------------------|--|---|-------|-----|-----|
| 9/1 | Miami (Tampa) (17/10) ESPN (N) | L | 32-20 | | |
| 9/8 | LSU (Gainesville) TBS (N) | T | 21-21 | | |
| 9/15 | Tulane (Gainesville) | W | 63-21 | | |
| 9/29 | Mississippi St. (Gainesville) | W | 27-12 | | |
| 10/6 | Syracuse (Gainesville) | W | 16-0 | | |
| 10/13 | Tennessee (Knoxville) (18/NR) | W | 43-30 | | |
| 10/20 | Cincinnati (Gainesville) (17/NR) HC | W | 48-17 | | |
| 11/3 | Auburn (Gainesville) (13/11) ABC (R) | W | 24-3 | | |
| 11/10 | Georgia (Jacksonville) (10/8) CBS (N) | W | 27-0 | | |
| 11/17 | Kentucky (Lexington) (5/NR) TBS (N) | W | 25-17 | | |
| 12/1 | Florida St. (Tallahassee) (3/12) ABC (N) | W | 27-17 | | |
| G W L T PT OP | | | | | |
| 11 | 9 | 1 | 1 | 341 | 170 |

1985 Galen Hall

| | | | |
|------|--------------------------------------|---|-------|
| 9/7 | Miami (Miami) (5/NR) | W | 35-23 |
| 9/14 | Rutgers (Gainesville) (3/NR) | T | 28-28 |
| 9/28 | Mississippi St. (Starkville) (11/NR) | W | 36-22 |
| 10/5 | LSU (Baton Rouge) (11/8) | W | 20-0 |

| | | | | | |
|----------------------|--------------------------------------|---|-------|-----|-----|
| 10/12 | Tennessee (Gainesville) (7/14) | W | 17-10 | | |
| 10/19 | SW Louisiana (Gainesville) (5/NR) HC | W | 45-0 | | |
| 10/26 | Virginia Tech (Gainesville) (2/NR) | W | 35-18 | | |
| 11/2 | Auburn (Auburn) (2/6) | W | 14-10 | | |
| 11/9 | Georgia (Jacksonville) (1/17) | L | 24-3 | | |
| 11/16 | Kentucky (Gainesville) (11/NR) | W | 15-13 | | |
| 11/30 | Florida St. (Gainesville) (6/12) | W | 38-14 | | |
| G W L T PT OP | | | | | |
| 11 | 9 | 1 | 1 | 286 | 162 |

1986 Galen Hall

| | | | | | |
|----------------------|-----------------------------------|---|-------|-----|-----|
| 8/30 | Georgia So. (Gainesville) (13/NR) | W | 38-14 | | |
| 9/6 | Miami (Gainesville) (13/2) | L | 23-15 | | |
| 9/20 | Alabama (Gainesville) (13/4) | L | 21-7 | | |
| 9/27 | Mississippi St. (Starkville) | L | 16-10 | | |
| 10/4 | LSU (Gainesville) (NR/18) | L | 28-17 | | |
| 10/11 | Kent St. (Gainesville) HC | W | 52-9 | | |
| 10/18 | Rutgers (East Rutherford) | W | 15-3 | | |
| 11/1 | Auburn (Gainesville) (NR/5) | W | 18-17 | | |
| 11/8 | Georgia (Jacksonville) (NR/19) | W | 31-19 | | |
| 11/15 | Kentucky (Lexington) | L | 10-3 | | |
| 11/29 | Florida St. (Tallahassee) | W | 17-13 | | |
| G W L T PT OP | | | | | |
| 11 | 6 | 5 | 0 | 223 | 173 |

1987 Galen Hall

| | | | | | |
|----------------------|--|---|-------|-----|-----|
| 9/5 | Miami (Miami) (20/10) TBS (N) | L | 31-4 | | |
| 9/12 | Tulsa (Gainesville) | W | 52-0 | | |
| 9/19 | Alabama (Birmingham) (NR/11) TBS (N) | W | 23-14 | | |
| 9/26 | Mississippi St. (Gainesville) | W | 38-3 | | |
| 10/3 | LSU (Baton Rouge) (19/7) ESPN (N) | L | 13-10 | | |
| 10/10 | Cal St. Fullerton (Gainesville) (18/NR) | W | 65-0 | | |
| 10/17 | Temple (Gainesville) (14/NR) HC | W | 34-3 | | |
| 10/31 | Auburn (Auburn) (10/6) ESPN (N) | L | 29-6 | | |
| 11/7 | Georgia (Jacksonville) (17/10) TBS (N) | L | 23-10 | | |
| 11/14 | Kentucky (Gainesville) TBS (N) | W | 27-14 | | |
| 11/28 | Florida St. (Gainesville) (NR/3) CBS (N) | L | 28-14 | | |
| 12/25 | UCLA (NR/10) ABC (R) (Aloha Bowl, Honolulu) | L | 20-16 | | |
| G W L T PT OP | | | | | |
| 12 | 6 | 6 | 0 | 299 | 178 |

1988 Galen Hall

| | | | | | |
|----------------------|---|---|-------|-----|-----|
| 9/3 | Montana St. (Gainesville) | W | 69-0 | | |
| 9/10 | Ole Miss (Jackson) | W | 27-15 | | |
| 9/17 | Indiana St. (Gainesville) | W | 58-0 | | |
| 9/24 | Mississippi St. (Gainesville) (20/NR) | W | 17-0 | | |
| 10/1 | LSU (Gainesville) (17/14) CBS (N) | W | 19-6 | | |
| 10/8 | Memphis St. (Gainesville) (14/NR) | L | 17-11 | | |
| 10/15 | Vanderbilt (Nashville) (20/NR) TBS (N) | L | 24-9 | | |
| 10/29 | Auburn (Gainesville) (NR/9) HC ESPN (N) | L | 16-0 | | |
| 11/5 | Georgia (Jacksonville) (NR/19) TBS (N) | L | 26-3 | | |
| 11/12 | Kentucky (Lexington) | W | 24-19 | | |
| 11/26 | Florida St. (Tallahassee) (NR/5) ESPN (N) | L | 52-17 | | |
| 12/29 | Illinois, ESPN (N) (All-American Bowl, Birmingham) | W | 14-10 | | |
| G W L T PT OP | | | | | |
| 12 | 7 | 5 | 0 | 268 | 185 |

Galen Hall (first 5 games)

1989 Gary Darnell (last 7 games)

| | | | |
|-------|---|---|-------|
| 9/9 | Ole Miss (Gainesville) TBS (N) | L | 24-19 |
| 9/16 | Louisiana Tech (Gainesville) | W | 34-7 |
| 9/23 | Memphis St. (Memphis) | W | 38-13 |
| 9/30 | Mississippi St. (Tampa) | W | 21-0 |
| 10/7 | LSU (Baton Rouge) | W | 16-13 |
| 10/14 | Vanderbilt (Gainesville) (25/NR) | W | 34-11 |
| 10/21 | New Mexico (Gainesville) (20/NR) HC | W | 27-21 |
| 11/4 | Auburn (Auburn) (19/12) ESPN (N) | L | 10-7 |
| 11/11 | Georgia (Jacksonville) (20/NR) TBS (N) | L | 17-10 |
| 11/18 | Kentucky (Gainesville) | W | 38-28 |
| 12/2 | Florida St. (Gainesville) (NR/6) ESPN (N) | L | 24-17 |

| | | | | | |
|----------------------|--|---|------|-----|-----|
| 12/30 | Washington, NBC (N) (Freedom Bowl, Anaheim) | L | 34-7 | | |
| G W L T PT OP | | | | | |
| 12 | 7 | 5 | 0 | 268 | 202 |

1990 Steve Spurrier

| | | | | | |
|----------------------|---|---|-------|-----|-----|
| 9/8 | Oklahoma St. (Gainesville) | W | 50-7 | | |
| 9/15 | Alabama (Tuscaloosa) (24/NR) TBS (N) | W | 17-13 | | |
| 9/22 | Furman (Gainesville) (19/NR) | W | 27-3 | | |
| 9/29 | Mississippi St. (Gainesville) (17/NR) TBS (N) | W | 34-21 | | |
| 10/6 | LSU (Gainesville) (10/NR) ESPN (N) | W | 34-8 | | |
| 10/13 | Tennessee (Knoxville) (9/5) ESPN (N) | L | 45-3 | | |
| 10/20 | Akron (Gainesville) (17/NR) HC | W | 59-0 | | |
| 11/3 | Auburn (Gainesville) (15/4) ESPN (N) | W | 48-7 | | |
| 11/10 | Georgia (Jacksonville) (10/NR) TBS (N) | W | 38-7 | | |
| 11/17 | Kentucky (Lexington) (6/NR) TBS (N) | W | 47-15 | | |
| 12/1 | Florida St. (Tallahassee) (6/8) ESPN (N) | L | 45-30 | | |
| G W L T PT OP | | | | | |
| 11 | 9 | 2 | 0 | 387 | 171 |

1991 Steve Spurrier

SEC CHAMPIONS

| | | | | | |
|----------------------|--|---|-------|-----|-----|
| 9/7 | San Jose St. (Gainesville) (6/NR) | W | 59-21 | | |
| 9/14 | Alabama (Gainesville) (6/17) ESPN (N) | W | 35-0 | | |
| 9/21 | Syracuse (Syracuse) (5/17) ABC (R) | L | 38-21 | | |
| 9/28 | Mississippi St. (Orlando) (14/21) TBS (N) | W | 29-7 | | |
| 10/5 | LSU (Baton Rouge) (13/NR) | W | 16-0 | | |
| 10/12 | Tennessee (Gainesville) (10/4) ESPN (N) | W | 35-18 | | |
| 10/19 | Northern Illinois (Gainesville) (6/NR) HC | W | 41-10 | | |
| 11/2 | Auburn (Auburn) (6/NR) ABC (R) | W | 31-10 | | |
| 11/9 | Georgia (Jacksonville) (6/23) ESPN (N) | W | 45-13 | | |
| 11/16 | Kentucky (Gainesville) (5/NR) | W | 35-26 | | |
| 11/30 | Florida St. (Gainesville) (5/3) ABC (N) | W | 14-9 | | |
| 1/1 | Notre Dame (3/18) ABC (N) (Sugar Bowl, New Orleans) | L | 39-28 | | |
| G W L T PT OP | | | | | |
| 12 | 10 | 2 | 0 | 389 | 191 |

1992 Steve Spurrier

| | | | | | |
|----------------------|--|---|-------|-----|-----|
| 9/12 | Kentucky (Gainesville) (4/NR) JP (R) | W | 35-19 | | |
| 9/19 | Tennessee (Knoxville) (4/14) ABC (R) | L | 31-14 | | |
| 10/1 | Mississippi St. (Starkville) (13/24) ESPN (N) | L | 30-6 | | |
| 10/10 | LSU (Gainesville) (23/NR) | W | 28-21 | | |
| 10/17 | Auburn (Gainesville) (23/NR) ABC (R) | W | 24-9 | | |
| 10/24 | Louisville (Gainesville) (20/NR) HC | W | 31-17 | | |
| 10/31 | Georgia (Jacksonville) (20/7) ABC (R) | W | 26-24 | | |
| 11/7 | So. Miss (Gainesville) (14/NR) | W | 24-20 | | |
| 11/14 | South Carolina (Gainesville) (11/NR) JP (N) | W | 14-9 | | |
| 11/21 | Vanderbilt (Nashville) (9/NR) JP (R) | W | 41-21 | | |
| 11/28 | Florida St. (Tallahassee) (6/3) ABC (N) | L | 45-24 | | |
| 12/5 | Alabama (12/2) ABC (N) (SEC Championship Game, Birmingham) | L | 28-21 | | |
| 12/31 | North Carolina St. (14/12) TBS (N) (Gator Bowl, Jacksonville) | W | 27-10 | | |
| G W L T PT OP | | | | | |
| 13 | 9 | 4 | 0 | 315 | 284 |

1993 Steve Spurrier

SEC CHAMPIONS

| | | | |
|-------|---|---|-------|
| 9/4 | Arkansas St. (Gainesville) (8/NR) | W | 44-6 |
| 9/11 | Kentucky (Lexington) (7/NR) | W | 24-20 |
| 9/18 | Tennessee (Gainesville) (9/5) ABC (R) | W | 41-34 |
| 10/2 | Mississippi St. (Gainesville) (5/NR) JP (R) | W | 38-24 |
| 10/9 | LSU (Baton Rouge) (5/NR) ESPN (N) | W | 58-3 |
| 10/16 | Auburn (Auburn) (4/19) | L | 38-35 |
| 10/30 | Georgia (Jacksonville) (10/NR) ABC (R) | W | 33-26 |
| 11/6 | SW Louisiana (Gainesville) (9/NR) HC | W | 61-14 |
| 11/13 | South Carolina (Columbia) (8/NR) JP (R) | W | 37-26 |
| 11/20 | Vanderbilt (Gainesville) (8/NR) JP (R) | W | 52-0 |
| 11/27 | Florida St. (Gainesville) (7/1) ABC (R) | L | 33-21 |
| 12/4 | Alabama (9/17) ABC (N) (SEC Championship Game, Birmingham) | W | 28-13 |

| | | | | | | |
|-----|-----------------------------|----------|----------|----------|-----------|-----------|
| 1/1 | West Virginia (8/3) ABC (N) | W | 41-7 | | | |
| | (Sugar Bowl, New Orleans) | | | | | |
| | G | W | L | T | PT | OP |
| | 13 | 11 | 2 | 0 | 513 | 244 |

1994 Steve Spurrier

SEC CHAMPIONS

| | | | | | | |
|-------|--|----------|----------|----------|-----------|-----------|
| 9/3 | New Mexico St. (Gainesville) (1/NR) | W | 70-21 | | | |
| 9/10 | Kentucky (Gainesville) (2/NR) ABC (R) | W | 73-7 | | | |
| 9/17 | Tennessee (Knoxville) (1/15) ESPN (N) | W | 31-0 | | | |
| 10/1 | Ole Miss (Oxford) (1/NR) JP (N) | W | 38-14 | | | |
| 10/8 | LSU (Gainesville) (1/NR) JP (N) | W | 42-18 | | | |
| 10/15 | Auburn (Gainesville) (1/6) ABC (R) | L | 36-33 | | | |
| 10/29 | Georgia (Gainesville) (5/NR) ESPN (N) | W | 52-14 | | | |
| 11/5 | So. Miss (Gainesville) (4/NR) HC | W | 55-17 | | | |
| 11/12 | South Carolina (Gainesville) (4/NR) JP (N) | W | 48-17 | | | |
| 11/19 | Vanderbilt (Nashville) (3/NR) | W | 24-7 | | | |
| 11/26 | Florida St. (Tallahassee) (4/7) ABC (N) | T | 31-31 | | | |
| 12/3 | Alabama (6/3) ABC (N) | W | 24-23 | | | |
| | (SEC Championship Game, Atlanta) | | | | | |
| 1/1 | Florida St. (5/7) ABC (N) | L | 23-17 | | | |
| | (Sugar Bowl, New Orleans) | | | | | |
| | G | W | L | T | PT | OP |
| | 13 | 10 | 2 | 1 | 538 | 228 |

1995 Steve Spurrier

SEC CHAMPIONS

| | | | | | | |
|-------|---|----------|----------|----------|-----------|-----------|
| 9/2 | Houston (Gainesville) (5/NR) | W | 45-21 | | | |
| 9/9 | Kentucky (Lexington) (5/NR) | W | 42-7 | | | |
| 9/16 | Tennessee (Gainesville) (4/8) ABC (R) | W | 62-37 | | | |
| 9/30 | Ole Miss (Gainesville) (3/NR) | W | 28-10 | | | |
| 10/7 | LSU (Baton Rouge) (3/21) JP (N) | W | 28-10 | | | |
| 10/14 | Auburn (Auburn) (3/7) ABC (R) | W | 49-38 | | | |
| 10/28 | Georgia (Athens) (3/NR) ABC (R) | W | 52-17 | | | |
| 11/4 | Northern Illinois (Gainesville) (3/NR) HC | W | 58-20 | | | |
| 11/11 | South Carolina (Columbia) (3/NR) ESPN (N) | W | 63-7 | | | |
| 11/18 | Vanderbilt (Gainesville) (3/NR) JP (R) | W | 38-7 | | | |
| 11/25 | Florida St. (Gainesville) (3/6) ABC (R) | W | 35-24 | | | |
| 12/2 | Arkansas (2/24) ABC (N) | W | 34-3 | | | |
| | (SEC Championship Game, Atlanta) | | | | | |
| 1/2 | Nebraska (2/1) CBS (N) | L | 62-24 | | | |
| | (Fiesta Bowl, Tempe, AZ) | | | | | |
| | G | W | L | T | PT | OP |
| | 13 | 12 | 1 | 0 | 558 | 263 |

1996 Steve Spurrier

NATIONAL CHAMPIONS

SEC CHAMPIONS

| | | | | | | |
|-------|--|----------|----------|----------|-----------|-----------|
| 8/31 | SWern Louisiana (Gainesville) (4/NR) | W | 55-21 | | | |
| 9/7 | Georgia So. (Gainesville) (4/NR) SportSouth (R) | W | 62-14 | | | |
| 9/21 | Tennessee (Knoxville) (4/2) CBS (N) | W | 35-29 | | | |
| 9/28 | Kentucky (Gainesville) (1/NR) CBS (R) | W | 65-0 | | | |
| 10/5 | Arkansas (Fayetteville) (1/NR) JP (N) | W | 42-7 | | | |
| 10/12 | LSU (Gainesville) (1/12) HC CBS (N) | W | 56-13 | | | |
| 10/19 | Auburn (Gainesville) (1/16) CBS (N) | W | 51-10 | | | |
| 11/2 | Georgia (Jacksonville) (1/NR) CBS (R) | W | 47-7 | | | |
| 11/9 | Vanderbilt (Nashville) (1/NR) JP (N) | W | 28-21 | | | |
| 11/16 | South Carolina (Gainesville) (1/NR) JP/ESPN2 (N) | W | 52-25 | | | |
| 11/30 | Florida St. (Tallahassee) (1/2) ABC (N) | L | 24-21 | | | |
| 12/7 | Alabama (4/1) ABC (N) | W | 45-30 | | | |
| | (SEC Championship Game, Atlanta) | | | | | |
| 1/2 | Florida St. (3/1) ABC (N) | W | 52-20 | | | |
| | (Sugar Bowl, New Orleans) | | | | | |
| | G | W | L | T | PT | OP |
| | 13 | 12 | 1 | 0 | 611 | 221 |

1997 Steve Spurrier

| | | | |
|------|--|---|-------|
| 8/30 | So. Miss (Gainesville) (%2/NR) ESPN2 (N) | W | 21-6 |
| 9/6 | Central Michigan (Gainesville) (%2/NR) | W | 82-6 |
| 9/20 | Tennessee (Gainesville) (%3/4) CBS (N) | W | 33-20 |
| 9/27 | Kentucky (Lexington) (1/NR) CBS (R) | W | 55-28 |
| 10/4 | Arkansas (Gainesville) (1/NR) ESPN2 (N) | W | 56-7 |

| | | | | | | |
|-------|--|----------|----------|----------|-----------|-----------|
| 10/11 | LSU (Baton Rouge) (1/14) ESPN (N) | L | 28-21 | | | |
| 10/18 | Auburn (Auburn) (7/6) CBS (N) | W | 24-10 | | | |
| 11/1 | Georgia (Jacksonville) (6/14) CBS (N) | L | 37-17 | | | |
| 11/8 | Vanderbilt (Gainesville) (13/NR) HC JP (R) | W | 20-7 | | | |
| 11/15 | South Carolina (Columbia) (12/NR) JP (R) | W | 48-21 | | | |
| 11/22 | Florida St. (Gainesville) (10/2*) CBS (N) | W | 32-29 | | | |
| 1/1 | Penn St. (6/11) ABC (N) | W | 21-6 | | | |
| | (Citrus Bowl, Orlando) | | | | | |
| | G | W | L | T | PT | OP |
| | 12 | 10 | 2 | 0 | 430 | 203 |

% Florida was ranked #1 in the USA Today/ESPN Poll

* Florida St. was #1 in the USA Today/ESPN Poll

1998 Steve Spurrier

| | | | | | | |
|-------|---|----------|----------|----------|-----------|-----------|
| 9/5 | The Citadel (Gainesville) (3/NR) | W | 49-10 | | | |
| 9/12 | Northeast Louisiana (Gainesville) (3/NR) | W | 42-10 | | | |
| 9/19 | Tennessee (Knoxville) (2/6) CBS (N) | L | 20-17 OT | | | |
| 9/26 | Kentucky (Gainesville) (8/25) CBS (R) | W | 51-35 | | | |
| 10/3 | Alabama (Tuscaloosa) (8/NR) JP (R) | W | 16-10 | | | |
| 10/10 | LSU (Gainesville) (6/11) ESPN (N) | W | 22-10 | | | |
| 10/17 | Auburn (Gainesville) (5/NR) CBS (N) | W | 24-3 | | | |
| 10/31 | Georgia (Jacksonville) (5/11) CBS (N) | W | 38-7 | | | |
| 11/7 | Vanderbilt (Nashville) (5/NR) | W | 45-13 | | | |
| 11/14 | South Carolina (Gainesville) (4/NR) JP (R) HC | W | 33-14 | | | |
| 11/21 | Florida St. (Tallahassee) (4/5) ABC (R) | L | 23-12 | | | |
| 1/2 | Syracuse (7/18) ABC (N) | W | 31-10 | | | |
| | (Orange Bowl, Miami) | | | | | |
| | G | W | L | T | PT | OP |
| | 12 | 10 | 2 | 0 | 370 | 165 |

1999 Steve Spurrier

| | | | | | | |
|-------|--|----------|----------|----------|-----------|-----------|
| 9/4 | Western Michigan (Gainesville) (4/NR) | W | 55-26 | | | |
| 9/11 | Central Florida (Gainesville) (4/NR) | W | 58-27 | | | |
| 9/18 | Tennessee (Gainesville) (4/2) CBS (R) | W | 23-21 | | | |
| 9/25 | Kentucky (Lexington) (3/NR) ESPN (N) | W | 38-10 | | | |
| 10/2 | Alabama (Gainesville) (3/21) CBS (N) | L | 40-39 OT | | | |
| 10/9 | LSU (Baton Rouge) (8/NR) CBS (N) | W | 31-10 | | | |
| 10/16 | Auburn (Auburn) (7/NR) ESPN2 (N) | W | 32-14 | | | |
| 10/30 | Georgia (Jacksonville) (5/10) CBS (N) | W | 30-14 | | | |
| 11/6 | Vanderbilt (Gainesville) (5/NR) CBS (R) HC | W | 13-6 | | | |
| 11/13 | South Carolina (Columbia) (4/NR) JP (R) | W | 20-3 | | | |
| 11/18 | Florida St. (Gainesville) (3/1) CBS (N) | L | 30-23 | | | |
| 12/4 | Alabama (5/7) ABC (N) | L | 34-7 | | | |
| | (SEC Championship Game, Atlanta) | | | | | |
| 1/1 | Michigan St. (10/9) ABC (N) | L | 37-34 | | | |
| | (Citrus Bowl, Orlando) | | | | | |
| | G | W | L | T | PT | OP |
| | 13 | 9 | 4 | 0 | 403 | 272 |

2000 Steve Spurrier

SEC CHAMPIONS

| | | | | | | |
|-------|--|----------|----------|----------|-----------|-----------|
| 9/2 | Ball St. (Gainesville) (9/NR) | W | 40-19 | | | |
| 9/9 | Middle Tennessee (Gainesville) (8/NR) | W | 55-0 | | | |
| 9/16 | Tennessee (Knoxville) (6/11) CBS (R) | W | 27-23 | | | |
| 9/23 | Kentucky (Gainesville) (3/NR) CBS (R) | W | 59-31 | | | |
| 9/30 | Mississippi St. (Starkville) (3/NR) CBS (R) | L | 47-35 | | | |
| 10/7 | LSU (Gainesville) (12/NR) JP (R) | W | 41-9 | | | |
| 10/14 | Auburn (Gainesville) (10/19) CBS (N) | W | 38-7 | | | |
| 10/28 | Georgia (Jacksonville) (8/13) CBS (R) | W | 34-23 | | | |
| 10/28 | Vanderbilt (Nashville) (6/NR) JP (R) | W | 43-20 | | | |
| 11/11 | South Carolina (Gainesville) (5/21) CBS (N) HC | W | 41-21 | | | |
| 11/18 | Florida St. (Tallahassee) (4/3) | L | 30-7 | | | |
| 12/2 | Auburn (7/18) ABC (N) | W | 28-6 | | | |
| | (SEC Championship Game, Atlanta) | | | | | |
| 1/2 | Miami (7/2) ABC (N) | L | 37-20 | | | |
| | (Sugar Bowl, New Orleans) | | | | | |
| | G | W | L | T | PT | OP |
| | 13 | 10 | 3 | 0 | 468 | 273 |

2001 Steve Spurrier

| | | | | | | |
|-------|--|----------|----------|----------|-----------|-----------|
| 9/1 | Marshall (Gainesville) (1/NR) ESPN2 (N) | W | 49-14 | | | |
| 9/8 | Louisiana-Monroe (Gainesville) (2/NR) | W | 55-6 | | | |
| 9/22 | Kentucky (Lexington) (2/NR) JP (R) | W | 44-10 | | | |
| 9/29 | Mississippi St. (Gainesville) (2/21) CBS (N) | W | 52-0 | | | |
| 10/6 | LSU (Baton Rouge) (2/18) CBS (N) | W | 44-15 | | | |
| 10/13 | Auburn (Auburn) (1/NR) ESPN (N) | L | 23-20 | | | |
| 10/27 | Georgia (Jacksonville) (6/15) CBS (N) | W | 24-10 | | | |
| 11/3 | Vanderbilt (Gainesville) (4/NR) JP (R) HC | W | 71-13 | | | |
| 11/10 | South Carolina (Columbia) (4/14) ESPN (N) | W | 54-17 | | | |
| 11/17 | Florida St. (Gainesville) (4/20) CBS (N) | W | 37-13 | | | |
| 12/1 | Tennessee (Gainesville) (2/5) CBS (N) | L | 34-32 | | | |
| 1/2 | Maryland (5/6) ABC (N) | W | 56-23 | | | |
| | (Miami, Orange Bowl) | | | | | |
| | G | W | L | T | PT | OP |
| | 12 | 10 | 2 | 0 | 538 | 178 |

2002 Ron Zook

| | | | | | | |
|-------|---|----------|----------|----------|-----------|-----------|
| 8/31 | UAB (Gainesville) (6/NR) | W | 51-3 | | | |
| 9/7 | Miami (Gainesville) (6/1) CBS (N) | L | 41-16 | | | |
| 9/14 | Ohio (Gainesville) (12/NR) | W | 34-6 | | | |
| 9/21 | Tennessee (Knoxville) (10/4) CBS (N) | W | 30-13 | | | |
| 9/28 | Kentucky (Gainesville) (7/NR) CBS (N) | W | 41-34 | | | |
| 10/5 | Ole Miss (Oxford) (6/NR) CBS (R) | L | 17-14 | | | |
| 10/19 | LSU (Gainesville) (16/18) ESPN (N) | L | 36-7 | | | |
| 10/19 | Auburn (Gainesville) (NR/NR) ESPN (N) | W | 30-23 OT | | | |
| 11/2 | Georgia (Jacksonville) (NR/5) ESPN (N) | W | 20-13 | | | |
| 11/9 | Vanderbilt (Nashville) (23/NR) | W | 21-17 | | | |
| 11/16 | South Carolina (Gainesville) (20/NR) HC | W | 28-7 | | | |
| 11/30 | Florida St. (Tallahassee) (15/23) ABC (R) | L | 31-14 | | | |
| 1/1 | Michigan (15/12) ESPN (N) | L | 38-30 | | | |
| | (Outback Bowl, Tampa) | | | | | |
| | G | W | L | T | PT | OP |
| | 13 | 8 | 5 | 0 | 336 | 27 |

2003 Ron Zook

| | | | | | | |
|-------|--|----------|----------|----------|-----------|-----------|
| 8/30 | San Jose St. (Gainesville) (NR/NR) | W | 65-3 | | | |
| 9/6 | Miami (Miami) (21/3) ABC (R) | L | 38-33 | | | |
| 9/13 | Florida A&M (Gainesville) (19/NR) | W | 63-3 | | | |
| 9/20 | Tennessee (Gainesville) (17/12) CBS (R) | L | 24-10 | | | |
| 9/27 | Kentucky (Lexington) (25/NR) JP (R) | W | 24-21 | | | |
| 10/4 | Ole Miss (Gainesville) (24/NR) JP (R) | L | 20-17 | | | |
| 10/11 | LSU (Baton Rouge) (NR/6) CBS (N) | W | 19-7 | | | |
| 10/18 | Arkansas (Fayetteville) (NR/11) CBS (R) | W | 33-28 | | | |
| 11/1 | Georgia (Jacksonville) (23/4) CBS (R) | W | 16-13 | | | |
| 11/8 | Vanderbilt (Gainesville) (17/NR) JP (R) HC | W | 35-17 | | | |
| 11/15 | South Carolina (Columbia) (15/NR) JP (R) | W | 24-22 | | | |
| 11/30 | Florida St. (Gainesville) (11/9) CBS (N) | L | 38-34 | | | |
| 1/1 | Iowa (17/13) ESPN (N) | L | 37-17 | | | |
| | (Outback Bowl, Tampa) | | | | | |
| | G | W | L | T | PT | OP |
| | 13 | 8 | 5 | 0 | 390 | 271 |

Ron Zook (first 11 games)
2004 Charlie Strong (game 12 only)

| | | | | | | |
|-------|---|----------|----------|----------|-----------|-----------|
| 9/11 | Eastern Michigan (Gainesville) (11/NR) | W | 41-13 | | | |
| 9/18 | Tennessee (Knoxville) (11/13) CBS (N) | L | 30-28 | | | |
| 9/25 | Kentucky (Gainesville) (16/NR) ESPN2 (R) | W | 20-3 | | | |
| 10/2 | Arkansas (Gainesville) (16/NR) CBS (N) | W | 45-30 | | | |
| 10/9 | LSU (Gainesville) (12/24) ESPN (N) | L | 24-21 | | | |
| 10/16 | Middle Tenn. St. (Gainesville) (22/NR) | W | 52-16 | | | |
| 10/23 | Mississippi St. (Starkville) (19/NR) JP (R) | L | 38-31 | | | |
| 10/30 | Georgia (Jacksonville) (NR/7) CBS (N) | L | 31-24 | | | |
| 11/6 | Vanderbilt (Nashville) (NR/NR) | W | 34-17 | | | |
| 11/13 | South Carolina (Gainesville) ESPN2 (R) HC | W | 48-14 | | | |
| 11/20 | Florida St. (Tallahassee) (NR/10) ESPN (N) | W | 20-13 | | | |
| 12/31 | Miami (19/14) ESPN (N) | L | 27-10 | | | |
| | (Peach Bowl, Atlanta) | | | | | |
| | G | W | L | T | PT | OP |
| | 12 | 7 | 5 | 0 | 382 | 253 |

2005 Urban Meyer

| | | | | | |
|----------------------|--|---|-------|-----|-----|
| 9/3 | Wyoming (Gainesville) (10/NR) | W | 32-14 | | |
| 9/10 | Louisiana Tech (Gainesville) (10/NR) | W | 41-3 | | |
| 9/17 | Tennessee (Gainesville) (6/5) CBS (N) | W | 16-7 | | |
| 9/24 | Kentucky (Lexington) (5/NR) CBS (N) | W | 49-28 | | |
| 10/1 | Alabama (Tuscaloosa) (5/15) CBS (N) | L | 31-3 | | |
| 10/8 | Mississippi St. (Gainesville) (13/NR) JP (R) | W | 35-9 | | |
| 10/15 | LSU (Baton Rouge) (11/10) CBS (N) | L | 21-17 | | |
| 10/29 | Georgia (Jacksonville) (16/4) CBS (N) | W | 14-10 | | |
| 11/5 | Vanderbilt (Gainesville) (13/NR) ESPN2 (N) HC | W | 49-42 | | |
| 11/12 | South Carolina (Columbia) (12/NR) JP (R) | L | 30-22 | | |
| 11/26 | Florida St. (Gainesville) (19/23) CBS (N) | W | 34-7 | | |
| 1/2 | Iowa (16/25) ESPN (N) (Outback Bowl, Tampa) | W | 31-24 | | |
| G W L T PT OP | | | | | |
| 12 | 9 | 3 | 0 | 343 | 226 |

2006 Urban Meyer

NATIONAL CHAMPIONS
SEC CHAMPIONS

| | | | | | |
|----------------------|--|---|-------|-----|-----|
| 9/2 | So. Miss. (Gainesville) (7/NR) | W | 34-7 | | |
| 9/9 | UCF (Gainesville) (7/NR) | W | 42-0 | | |
| 9/16 | Tennessee (Knoxville) (7/13) CBS (N) | W | 21-20 | | |
| 9/23 | Kentucky (Gainesville) (5/NR) ESPN (N) | W | 26-7 | | |
| 9/30 | Alabama (Gainesville) (5/NR) CBS (N) | W | 28-13 | | |
| 10/7 | LSU (Gainesville) (5/9) CBS (N) | W | 23-10 | | |
| 10/14 | Auburn (Auburn) (2/11) ESPN (N) | L | 27-17 | | |
| 10/28 | Georgia (Jacksonville) (9/25) CBS (N) | W | 21-14 | | |
| 11/4 | Vanderbilt (Nashville) (7/NR) LF (R) | W | 25-19 | | |
| 11/11 | South Carolina (Gainesville) (6/NR) CBS (N) | W | 17-16 | | |
| 11/18 | Western Carolina (Gainesville) (3/NR) | W | 62-0 | | |
| 11/25 | Florida St. (Tallahassee) (4/NR) ABC (N) | W | 21-14 | | |
| 12/2 | Arkansas (4/8) CBS (N) (SEC Championship Game, Atlanta) | W | 38-28 | | |
| 1/8 | Ohio St. (2/1) FOX (N) (BCS Championship, Glendale) | W | 41-14 | | |
| G W L T PT OP | | | | | |
| 14 | 13 | 1 | 0 | 416 | 189 |

2007 Urban Meyer

| | | | | | |
|----------------------|---|---|-------|-----|-----|
| 9/1 | Western Kentucky (Gainesville) (6/NR) LFS (R) | W | 49-3 | | |
| 9/8 | Troy (Gainesville) (4/NR) | W | 59-31 | | |
| 9/15 | Tennessee (Gainesville) (5/22) CBS (N) | W | 59-20 | | |
| 9/22 | Ole Miss (Oxford) (3/NR) LFS (R) | W | 30-24 | | |
| 9/29 | Auburn (Gainesville) (4/NR) ESPN (N) | L | 20-17 | | |
| 10/6 | LSU (Baton Rouge) (9/1) CBS (N) | L | 28-24 | | |
| 10/20 | Kentucky (Lexington) (14/8) CBS (N) | W | 45-37 | | |
| 10/27 | Georgia (Jacksonville) (9/20) CBS (N) | L | 42-30 | | |
| 11/3 | Vanderbilt (Gainesville) (18/NR) LFS (R) HC | W | 49-22 | | |
| 11/10 | South Carolina (Columbia) (17/NR) ESPN (N) | W | 51-31 | | |
| 11/17 | Florida Atlantic (Gainesville) (14/NR) | W | 59-20 | | |
| 11/24 | Florida St. (Gainesville) (12/NR) CBS (N) | W | 45-12 | | |
| 1/1 | Michigan (12/NR) ABC (N) (Capital One Bowl, Orlando) | L | 41-35 | | |
| G W L T PT OP | | | | | |
| 13 | 9 | 4 | 0 | 552 | 331 |

2008 Urban Meyer

NATIONAL CHAMPIONS
SEC CHAMPIONS

| | | | | | |
|----------------------|---|---|-------|-----|-----|
| 8/30 | Hawaii (Gainesville) (5/NR) RAYCOM | W | 56-10 | | |
| 9/6 | Miami (Gainesville) (5/NR) ESPN | W | 26-3 | | |
| 9/20 | Tennessee (Knoxville) (4/NR) CBS (N) | W | 30-6 | | |
| 9/27 | Ole Miss (Gainesville) (4/NR) Raycom | L | 31-30 | | |
| 10/4 | Arkansas (Fayetteville) (12/NR) Raycom | W | 38-7 | | |
| 10/11 | LSU (Gainesville) (11/4) CBS (N) | W | 51-21 | | |
| 10/25 | Kentucky (Gainesville) (5/NR) Raycom HC | W | 63-5 | | |
| 11/1 | Georgia (Jacksonville) (5/8) CBS (N) | W | 49-10 | | |
| 11/8 | Vanderbilt (Nashville) (4/NR) ESPN2 | W | 42-14 | | |
| 11/15 | South Carolina (Gainesville) (3/24) CBS (N) | W | 56-6 | | |
| 11/22 | The Citadel (Gainesville) (3/NR) | W | 70-19 | | |
| 11/29 | Florida St. (Tallahassee) (2/23) ABC (R) | W | 45-15 | | |
| 12/6 | Alabama (2/1) CBS (N) (SEC Championship Game, Atlanta) | W | 31-20 | | |
| 1/8 | Oklahoma (1/2) FOX (N) (BCS Championship, Miami) | W | 24-14 | | |
| G W L T PT OP | | | | | |
| 14 | 13 | 1 | 0 | 611 | 181 |

2009 Urban Meyer

| | | | | | |
|----------------------|---|---|-------|-----|-----|
| 9/5 | Charleston So. (Gainesville) (1/NR) Sun/FSN | W | 62-3 | | |
| 9/12 | Troy (Gainesville) (1/NR) SECN | W | 56-6 | | |
| 9/19 | Tennessee (Gainesville) (1/NR) CBS (N) | W | 23-13 | | |
| 9/26 | Kentucky (Lexington) (1/NR) ESPN2 (N) | W | 41-7 | | |
| 10/10 | LSU (Baton Rouge) (1/4) CBS (N) | W | 13-3 | | |
| 10/17 | Arkansas (Gainesville) (1/NR) CBS (N) HC | W | 23-20 | | |
| 10/24 | Mississippi St. (Starkville) (2/NR) ESPN (N) | W | 29-19 | | |
| 10/31 | Georgia (Jacksonville) (1/NR) CBS (N) | W | 41-17 | | |
| 11/7 | Vanderbilt (Gainesville) (1/NR) ESPN2 (N) | W | 27-3 | | |
| 11/14 | South Carolina (Columbia) (1/NR) CBS (N) | W | 24-14 | | |
| 11/21 | FIU (Gainesville) (1/NR) PPV | W | 62-3 | | |
| 11/28 | Florida St. (Gainesville) (1/NR) CBS (N) | W | 37-10 | | |
| 12/5 | Alabama (1/2) CBS (N) (SEC Championship Game, Atlanta) | L | 32-13 | | |
| 1/1 | Cincinnati (5/4) FOX (N) (Sugar Bowl, New Orleans) | W | 51-24 | | |
| G W L T PT OP | | | | | |
| 14 | 13 | 1 | 0 | 502 | 174 |

2010 Urban Meyer

| | | | | | |
|----------------------|---|---|----------|-----|-----|
| 9/4 | Miami University (Gainesville) (4/NR) ESPN (N) | W | 34-12 | | |
| 9/11 | USF (Gainesville) (8/NR) SECN | W | 38-14 | | |
| 9/18 | Tennessee (Knoxville) (10/NR) CBS (N) | W | 31-17 | | |
| 9/25 | Kentucky (Gainesville) (9/NR) ESPN (N) | W | 48-14 | | |
| 10/2 | Alabama (Tuscaloosa) (7/1) CBS (N) | L | 31-3 | | |
| 10/9 | LSU (Gainesville) (14/12) ESPN (N) | L | 33-29 | | |
| 10/16 | Mississippi St. (Gainesville) (22/NR) ESPN (N) HC | L | 10-7 | | |
| 10/30 | Georgia (Jacksonville) (NR/NR) CBS (N) | W | 34-31 OT | | |
| 11/6 | Vanderbilt (Nashville) (NR/NR) SECN (N) | W | 55-14 | | |
| 11/13 | South Carolina (Gainesville) (24/22) ESPN (N) | L | 36-14 | | |
| 11/20 | Appalachian St. (Gainesville) (NR/NR) PPV | W | 48-10 | | |
| 11/27 | Florida St. (Tallahassee) (NR/22) ABC/ESPN (N) | L | 31-7 | | |
| 1/1 | Penn St. (NR/NR) ABC (N) (Outback Bowl, Tampa) | W | 37-24 | | |
| G W L T PT OP | | | | | |
| 13 | 8 | 5 | 0 | 385 | 277 |

2011 Will Muschamp

| | | | | | |
|----------------------|--|---|-------|-----|-----|
| 9/3 | Florida Atlantic (Gainesville) (22/NR) ESPN (N) | W | 41-3 | | |
| 9/10 | UAB (Gainesville) (18/NR) Sun/FSN | W | 39-0 | | |
| 9/17 | Tennessee (Gainesville) (16/RV) CBS (N) | W | 33-23 | | |
| 9/24 | Kentucky (Lexington) (15/NR) ESPN (N) | W | 48-10 | | |
| 10/1 | Alabama (Gainesville) (12/3) CBS (N) | L | 38-10 | | |
| 10/8 | LSU (Baton Rouge) (17/1) CBS (N) | L | 41-11 | | |
| 10/15 | Auburn (Auburn) (RV/24) ESPN (N) | L | 17-6 | | |
| 10/29 | Georgia (Jacksonville) (NR/22) CBS (N) | L | 24-20 | | |
| 11/5 | Vanderbilt (Gainesville) (NR/NR) SECN HC | W | 26-21 | | |
| 11/12 | South Carolina (Columbia) (NR/15) CBS (N) | L | 17-12 | | |
| 11/19 | Furman (Gainesville) (NR/NR) PPV | W | 54-32 | | |
| 11/26 | Florida St. (Gainesville) (NR/NR) ESPN2 (N) | L | 21-7 | | |
| 1/2 | Ohio State (NR/NR) ESPN2 (N) (TaxSlayer.com Gator Bowl, Jacksonville) | W | 24-17 | | |
| G W L T PT OP | | | | | |
| 13 | 7 | 6 | 0 | 331 | 264 |

COACHS

PLAYERS

2011 RECAP

HISTORY

HONORS

GATORS IN THE NFL

ALL-TIME RESULTS

RECORD BOOK

ALL-TIME LETTERWINNERS

FLORIDA ATHLETICS

YEAR-BY-YEAR RECORDS

| Year | W | L | T | SEC Record | SEC Rank | National Rank* | Coach | Captains |
|------|---|---|---|------------|----------|----------------|-----------------|---|
| 1906 | 5 | 3 | 0 | | | | James Forsythe | T.G. Hancock |
| 1907 | 4 | 1 | 1 | | | | James Forsythe | Roy W. Corbett |
| 1908 | 5 | 2 | 1 | | | | James Forsythe | Wm. W. (Gric) Gibbs |
| 1909 | 6 | 1 | 1 | | | | G.E. Pyle | Ralph Rader |
| 1910 | 6 | 1 | 0 | | | | G.E. Pyle | Dummy Taylor |
| 1911 | 5 | 0 | 1 | | | | G.E. Pyle | N.S. Storter |
| 1912 | 5 | 2 | 1 | | | | G.E. Pyle | Sam Buie |
| 1913 | 4 | 3 | 0 | | | | G.E. Pyle | Louis Tenny |
| 1914 | 5 | 2 | 0 | | | | Charles McCoy | John Sutton, Puss Hancock |
| 1915 | 4 | 3 | 0 | | | | Charles McCoy | A.A. Lotspeich |
| 1916 | 0 | 5 | 0 | | | | Charles McCoy | Rex Farring |
| 1917 | 2 | 4 | 0 | | | | Al Buser | Arthur Fuller, S.A.B. Wilkinson |
| 1918 | 0 | 1 | 0 | | | | Al Buser | Gordon Clemons |
| 1919 | 5 | 3 | 0 | | | | Al Buser | J. Sparkman |
| 1920 | 6 | 3 | 0 | | | | William Kline | Paul Baker |
| 1921 | 6 | 3 | 2 | | | | William Kline | Carl "Tootie" Perry |
| 1922 | 7 | 2 | 0 | | | | William Kline | F.H. Duncan |
| 1923 | 6 | 1 | 2 | | | | J.A. VanFleet | Robbie Robinson |
| 1924 | 6 | 2 | 2 | | | | J.A. VanFleet | "Ark" Newton |
| 1925 | 8 | 2 | 0 | | | | Tom Sebring | Edgar Jones |
| 1926 | 2 | 6 | 2 | | | | Tom Sebring | Lamar Sarra |
| 1927 | 7 | 3 | 0 | | | | Tom Sebring | Bill Middlekauf |
| 1928 | 8 | 1 | 0 | | | | Charles Bachman | Ernest J. Bowyer |
| 1929 | 8 | 2 | 0 | | | | Charles Bachman | Rainey Cawthon |
| 1930 | 6 | 3 | 1 | | | | Charles Bachman | L.R. Bethea |
| 1931 | 2 | 6 | 2 | | | | Charles Bachman | E.N. Parnell |
| 1932 | 3 | 6 | 0 | | | | Charles Bachman | Joe Jenkins |
| 1933 | 5 | 3 | 1 | 2-3 | 7* | | D.K. Stanley | Sam Davis |
| 1934 | 6 | 3 | 1 | 2-2-1 | 6 | | D.K. Stanley | Chuck Rogers |
| 1935 | 3 | 7 | 0 | 1-6 | 10 | | D.K. Stanley | W.W. Chase, Jr. |
| 1936 | 4 | 6 | 0 | 1-5 | 10 | | Josh Cody | Julian Lane |
| 1937 | 4 | 7 | 0 | 3-4 | 8 | | Josh Cody | Walter Mayberry |
| 1938 | 4 | 6 | 1 | 2-2-1 | 6 | | Josh Cody | Frank Koscis |
| 1939 | 5 | 5 | 1 | 0-3-1 | 8 | | Josh Cody | Clark Goff |
| 1940 | 5 | 5 | 0 | 2-3 | 8 | | Thomas J. Lieb | W.L. (Bud) Walton |
| 1941 | 4 | 6 | 0 | 1-3 | 10 | | Thomas J. Lieb | Bill Robinson |
| 1942 | 3 | 7 | 0 | 1-3 | 8 | | Thomas J. Lieb | Bill Corry, O'Neal Hill |
| 1943 | | | | No Team | | | | |
| 1944 | 4 | 3 | 0 | 0-3 | 9 | | Thomas J. Lieb | Joe Graham |
| 1945 | 4 | 5 | 1 | 1-3-1 | 8* | | Thomas J. Lieb | Hugo Miller |
| 1946 | 0 | 9 | 0 | 0-5 | 11 | | Raymond B. Wolf | William Raborn |
| 1947 | 4 | 5 | 1 | 0-3-1 | 9 | | Raymond B. Wolf | Charlie Fields |
| 1948 | 5 | 5 | 0 | 1-5 | 9* | | Raymond B. Wolf | Fletcher Groves |
| 1949 | 4 | 5 | 1 | 1-4-1 | 10* | | Raymond B. Wolf | Jimmy Kynes |
| 1950 | 5 | 5 | 0 | 2-4 | 8 | | Bob Woodruff | Angus Williams |
| 1951 | 5 | 5 | 0 | 2-4 | 6* | | Bob Woodruff | Jim French, Carroll McDonald |
| 1952 | 8 | 3 | 0 | 3-3 | 6 | | Bob Woodruff | Bubba Ware, Charlie LaPradd |
| 1953 | 3 | 5 | 2 | 1-3-2 | 6 | | Bob Woodruff | Jack O'Brien, Rick Casares, Sonny May |
| 1954 | 5 | 5 | 0 | 5-2 | 3* | | Bob Woodruff | Jerry Bilyk, Larry Scott |
| 1955 | 4 | 6 | 0 | 3-5 | 8 | | Bob Woodruff | Steve DeLa Torre, Ray Brown |
| 1956 | 6 | 3 | 1 | 5-2 | 3 | | Bob Woodruff | John Barrow |
| 1957 | 6 | 2 | 1 | 4-2-1 | 3* | (17/NR/NR) | Bob Woodruff | Charlie Mitchell |
| 1958 | 6 | 4 | 1 | 2-3-1 | 7* | (14/NR/15) | Bob Woodruff | Don Fleming |
| 1959 | 5 | 4 | 1 | 2-4 | 7 | (19/NR/NR) | Bob Woodruff | Dave Hudson |
| 1960 | 9 | 2 | 0 | 5-1 | 2 | (18/NR/16) | Ray Graves | Bill Hood |
| 1961 | 4 | 5 | 1 | 3-3 | 5 | | Ray Graves | Jim Beaver |
| 1962 | 7 | 4 | 0 | 4-2 | 5 | | Ray Graves | Lindy Infante, Bruce Culpepper |
| 1963 | 6 | 3 | 1 | 3-3-1 | 7 | | Ray Graves | Jimmy Morgan |
| 1964 | 7 | 3 | 0 | 4-2 | 2* | | Ray Graves | Larry Dupree |
| 1965 | 7 | 4 | 0 | 4-2 | 3 | (NR/NR/12) | Ray Graves | Bruce Bennett, Larry Beckman |
| 1966 | 9 | 2 | 0 | 5-1 | 2 | (NR/NR/11) | Ray Graves | Bill Carr, Jerry Anderson |
| 1967 | 6 | 4 | 0 | 4-2 | 3* | | Ray Graves | Graham McKeel, Wayne McCall |
| 1968 | 6 | 3 | 1 | 3-2-1 | 4* | | Ray Graves | Bill Dorsey, Guy Dennis |
| 1969 | 9 | 1 | 1 | 3-1-1 | 4 | (14/NR/17) | Ray Graves | Mac Steen, Tom Abdelnour |
| 1970 | 7 | 4 | 0 | 3-3 | 5 | | Doug Dickey | Donny Williams, Mike Kelley |
| 1971 | 4 | 7 | 0 | 1-6 | 6* | | Doug Dickey | Tommy Durrance, John Reaves, Harvin Clark |

| Year | W | L | T | SEC | SEC | National Rank* | Coach | Captains |
|------|----|----|---|--------|---------|----------------|------------------------------|---|
| | | | | Record | Rank | | | |
| 1972 | 5 | 5 | 1 | 3-3-1 | 6 | | Doug Dickey | Fred Abbott |
| 1973 | 7 | 5 | 0 | 3-4 | 5* | (NR/NR/20) | Doug Dickey | Vince Kendrick, David Hitchcock |
| 1974 | 8 | 4 | 0 | 3-3 | 3* | (15/NR/12) | Doug Dickey | Lee McGriff, Ralph Ortega |
| 1975 | 9 | 3 | 0 | 5-1 | 2* | | Doug Dickey | Jimmy DuBose, Sammy Green |
| 1976 | 8 | 4 | 0 | 4-2 | 3 | | Doug Dickey | Jimmy Fisher, Darrell Carpenter, Alvin Cowans |
| 1977 | 6 | 4 | 1 | 3-3 | 5 | | Doug Dickey | Scott Hutchinson, Wes Chandler, Charlie Williams |
| 1978 | 4 | 7 | 0 | 3-3 | 4* | | Doug Dickey | Don Swafford, Mike DuPree |
| 1979 | 0 | 10 | 1 | 0-6 | 9* | | Charley Pell | Bill Bennek, Nap Green, Chuck Hatch |
| 1980 | 8 | 4 | 0 | 4-2 | 3* | (NR/NR/19) | Charley Pell | Rod Brooks, Cris Collinsworth, David Little |
| 1981 | 7 | 5 | 0 | 3-3 | 3* | | Charley Pell | Brian Clark, David Galloway, James Jones |
| 1982 | 8 | 4 | 0 | 3-3 | 5* | (NR/25/NR) | Charley Pell | James Jones, Tom Wiegmann, Doug Drew |
| 1983 | 9 | 2 | 1 | 4-2 | 3* | (6/9/6) | Charley Pell | Wayne Peace, Fred McCallister, Doug Drew |
| 1984 | 9 | 1 | 1 | 5-0-1 | 1# | (3/3/7) | Charley Pell, Galen Hall** | Lomas Brown, Alonzo Johnson, Patrick Miller |
| 1985 | 9 | 1 | 1 | 5-1 | 1*% | (5/5/NR) | Galen Hall | Neal Anderson, Alonzo Johnson, Ray Criswell |
| 1986 | 6 | 5 | 0 | 2-4 | 4* | | Galen Hall | Ricky Nattiel, Scott Armstrong, Dwayne Ferguson |
| 1987 | 6 | 6 | 0 | 3-3 | 5 | | Galen Hall | Kerwin Bell, Clifford Charlton, James Massey |
| 1988 | 7 | 5 | 0 | 4-3 | 3* | | Galen Hall | David Williams, Louis Oliver, Owen Bartruff |
| 1989 | 7 | 5 | 0 | 4-3 | 2* | | Galen Hall, Gary Darnell*** | Cedric Smith, Pat Moorer, Kerry Watkins |
| 1990 | 9 | 2 | 0 | 6-1 | 1% | (12/13/NR) | Steve Spurrier | Chris Bromley, Glenn Neely, Ernie Mills, Huey Richardson, Godfrey Myles |
| 1991 | 10 | 2 | 0 | 7-0 | 1 | (7/8/7) | Steve Spurrier | Cal Dixon, Brad Culpepper, Tim Paulk |
| 1992 | 9 | 4 | 0 | 6-2 | 2, 1E* | (10/11/11) | Steve Spurrier | Shane Matthews, Carlton Miles |
| 1993 | 11 | 2 | 0 | 7-1 | 1^, 1E | (5/4/5) | Steve Spurrier | Errict Rhett, William Gaines, Ed Robinson, Harrison Houston |
| 1994 | 10 | 2 | 1 | 7-1 | 1^, 1E | (7/7/7) | Steve Spurrier | Aubrey Hill, Terry Dean, Ellis Johnson, Henry McMillian, Larry Kennedy |
| 1995 | 12 | 1 | 0 | 8-0 | 1^, 1E | (2/3/2) | Steve Spurrier | Chris Doering, Ben Hanks, Reggie Green, Mark Campbell, Jason Odom |
| 1996 | 12 | 1 | 0 | 8-0 | 1^, 1E | (1/1) | Steve Spurrier | James Bates, Anthon Lott, Jeff Mitchell, Lawrence Wright, Danny Wuerrffel |
| 1997 | 10 | 2 | 0 | 6-2 | 3*, 2E* | (4/6) | Steve Spurrier | Willie Rodgers, Fred Taylor, Dwayne Thomas, Fred Weary, Elijah Williams |
| 1998 | 10 | 2 | 0 | 7-1 | 2, 2E | (5/6) | Steve Spurrier | Terry Jackson, Zach Piller, Ed Chester, Mike Peterson |
| 1999 | 9 | 4 | 0 | 7-1 | 2, 1E | (12/14) | Steve Spurrier | Cooper Carlisle, Doug Johnson, Travis Taylor, Keith Kelsey, Eugene McCaslin, Derrick Chambers |
| 2000 | 10 | 3 | 0 | 7-1 | 1^, 1E | (10/11) | Steve Spurrier | Alex Brown, Derrick Chambers, Jesse Palmer, Gerard Warren, Alex Willis |
| 2001 | 10 | 2 | 0 | 6-2 | 3, 2E | (3/3) | Steve Spurrier | Andra Davis, Marquand Manuel, Robert Gillespie, Rob Roberts |
| 2002 | 8 | 5 | 0 | 6-2 | 2, 2E | (NR/24) | Ron Zook | Earnest Graham, Rex Grossman, Byron "Bam" Hardmon, Taylor Jacobs, Todd Johnson |
| 2003 | 8 | 5 | 0 | 6-2 | 3*, 1*E | (24/25) | Ron Zook | Daryl Dixon, Keiwan Ratliff, Max Starks, Ben Troupe |
| 2004 | 7 | 5 | 0 | 4-4 | 5*, 3*E | (NR/25) | Ron Zook, Charlie Strong**** | Channing Crowder, Mike Degory, Ciatrick Fason, Travis Harris |
| 2005 | 9 | 3 | 0 | 5-3 | 5*, 2*E | (12/16) | Urban Meyer | Vernell Brown, Mike Degory, Jarvis Herring, Chris Leak, Jeremy Mincey |
| 2006 | 13 | 1 | 0 | 7-1 | 1^, 1E | (1/1) | Urban Meyer | Dallas Baker, Jemalle Cornelius, Earl Everett, Billy Latsko, Chris Leak, Ray McDonald |
| 2007 | 9 | 4 | 0 | 5-3 | 4*, 3E | (13/16) | Urban Meyer | Andre Caldwell, Derrick Harvey, Tony Joiner, Drew Miller, Phil Trautwein |
| 2008 | 13 | 1 | 0 | 7-1 | 1^, 1E | (1/1) | Urban Meyer | Louis Murphy, James Smith, Brandon Spikes, Ryan Stamper, Tim Tebow, Phil Trautwein |
| 2009 | 13 | 1 | 0 | 8-0 | 2, 1E | (3/3) | Urban Meyer | Brandon James, Joey Sorrentino, Brandon Spikes, Ryan Stamper, Tim Tebow |
| 2010 | 8 | 5 | 0 | 4-4 | 7, 2E | (NR/NR) | Urban Meyer | Ahmad Black, Duke Lemmens, A.J. Jones, Lawrence Marsh, Mike Pouncey, Justin Trattou |
| 2011 | 7 | 6 | 0 | 3-5 | 7, 3E | (NR/NR) | Will Muschamp | John Brantley, Chris Rainey, Jeff Demps, Will Green, Jaye Howard |

Starting in 1992, the SEC went to divisional play.

Rankings: (AP/USA Today/UPI)

— AP began rankings in 1936

— USA Today began rankings in 1982

— UPI ranked teams from 1950-95

**Charley Pell went 1-1-1, coaching the first three games. Galen Hall went 8-0, coaching the final eight games.

***Galen Hall went 4-1, coaching the first five games. Gary Darnell went 3-4, coaching the final seven games.

****Ron Zook went 7-4, coaching the first 11 games. Charlie Strong went 0-1, coaching the final game.

KEY:

E - Eastern Division

^ - Won SEC Championship Game

- Title Vacated

* - Tie

% - Ineligible for Championship

ALL-TIME COACHING RECORDS

| Period | Coach | Seasons | W | L | T | Pct. | Period | Coach | Seasons | W | L | T | Pct. |
|---------|-----------------|---------|----|----|---|-------|---------------|----------------|------------|------------|-----------|--------------|-------|
| 1906-08 | James Forsythe | 3 | 14 | 6 | 2 | 0.682 | 1970-78 | Doug Dickey | 9 | 58 | 43 | 2 | 0.573 |
| 1909-13 | G.E. Pyle | 5 | 26 | 7 | 3 | 0.764 | 1979-84 | Charley Pell | 5+ | 33 | 26 | 3 | 0.556 |
| 1914-16 | Charles McCoy | 3 | 9 | 10 | 0 | 0.474 | 1984-89 | Galen Hall | 5+ | 40 | 18 | 1 | 0.686 |
| 1917-19 | Al Buser | 3 | 7 | 8 | 0 | 0.467 | 1989 | Gary Darnell | 1 | 3 | 4 | 0 | 0.429 |
| 1920-22 | William Kline | 3 | 19 | 8 | 2 | 0.690 | 1990-2001 | Steve Spurrier | 12 | 122 | 27 | 1 | 0.817 |
| 1923-24 | J.A. VanFleet | 2 | 12 | 3 | 4 | 0.737 | 2002-04 | Ron Zook | 3 | 23 | 14 | 0 | 0.622 |
| 1925-27 | Tom Sebring | 3 | 17 | 11 | 2 | 0.600 | 2004 | Charlie Strong | 1 | 0 | 1 | 0 | 0.000 |
| 1928-32 | Charles Bachman | 5 | 27 | 18 | 3 | 0.594 | 2005-10 | Urban Meyer | 6 | 65 | 15 | 0 | 0.813 |
| 1933-35 | D.K. Stanley | 3 | 14 | 13 | 2 | 0.517 | 2011 | Will Muschamp | 1 | 7 | 6 | 0 | 0.538 |
| 1936-39 | Josh Cody | 4 | 17 | 24 | 2 | 0.419 | Totals | 105 | 669 | 385 | 40 | 0.636 | |
| 1940-45 | Thomas J. Lieb | 5 | 20 | 26 | 1 | 0.436 | | | | | | | |
| 1946-49 | Raymond B. Wolf | 4 | 13 | 24 | 2 | 0.359 | | | | | | | |
| 1950-59 | Bob Woodruff | 10 | 53 | 42 | 6 | 0.554 | | | | | | | |
| 1960-69 | Ray Graves | 10 | 70 | 31 | 4 | 0.686 | | | | | | | |

*No team in 1943

ALL-TIME VS. OPPONENTS

| Team | Games | W | L | T | First Mtg | Last Mtg |
|--------------------------------|-------|----|----|---|-----------|----------|
| Air Force | 1 | 1 | 0 | 0 | 1968 | |
| Akron | 1 | 1 | 0 | 0 | 1990 | |
| Alabama | 37 | 14 | 23 | 0 | 1916 | 2011 |
| American Legion | 1 | 1 | 0 | 0 | 1922 | |
| Appalachian State | 1 | 1 | 0 | 0 | 2010 | |
| Arkansas | 9 | 8 | 1 | 0 | 1982 | 2009 |
| Arkansas State | 2 | 2 | 0 | 0 | 1958 | 1993 |
| Army | 3 | 1 | 2 | 0 | 1923 | 1978 |
| Athens AC | 1 | 1 | 0 | 0 | 1906 | |
| Auburn | 83 | 38 | 43 | 2 | 1912 | 2011 |
| Ball St. | 1 | 1 | 0 | 0 | 2000 | |
| Baylor | 1 | 1 | 0 | 0 | 1960 | |
| Boston College | 2 | 1 | 1 | 0 | 1938 | 1939 |
| Cal St. Fullerton | 1 | 1 | 0 | 0 | 1987 | |
| California | 2 | 2 | 0 | 0 | 1974 | 1980 |
| Camp Blanding (63rd Inf.) | 1 | 1 | 0 | 0 | 1945 | |
| Camp Johnson | 1 | 0 | 1 | 0 | 1918 | |
| Carlstrom Flyers | 1 | 0 | 1 | 0 | 1921 | |
| Central Florida (UCF) | 2 | 2 | 0 | 0 | 1999 | 2006 |
| Central Michigan | 1 | 1 | 0 | 0 | 1997 | |
| Charleston | 1 | 1 | 0 | 0 | 1910 | |
| Charleston Southern | 1 | 1 | 0 | 0 | 2009 | |
| Chicago | 2 | 1 | 1 | 0 | 1926 | 1930 |
| Cincinnati | 2 | 2 | 0 | 0 | 1984 | 2009 |
| The Citadel | 14 | 14 | 0 | 0 | 1910 | 2008 |
| Clemson | 13 | 9 | 3 | 1 | 1911 | 1961 |
| College of Charleston | 2 | 2 | 0 | 0 | 1911 | 1912 |
| Columbia AC | 2 | 2 | 0 | 0 | 1907 | 1910 |
| Columbia College | 2 | 2 | 0 | 0 | 1908 | 1911 |
| Davidson | 1 | 0 | 1 | 0 | 1927 | |
| Drake | 1 | 1 | 0 | 0 | 1924 | |
| Duke | 5 | 3 | 2 | 0 | 1962 | 1975 |
| Duquesne | 1 | 1 | 0 | 0 | 1950 | |
| East Carolina | 1 | 1 | 0 | 0 | 1983 | |
| Eastern Michigan | 1 | 1 | 0 | 0 | 2004 | |
| FIU | 1 | 1 | 0 | 0 | 2009 | |
| Florida A&M | 1 | 1 | 0 | 0 | 2003 | |
| Florida Atlantic | 2 | 2 | 0 | 0 | 2007 | 2011 |
| Florida Southern | 14 | 13 | 1 | 0 | 1913 | 1930 |
| Florida State | 56 | 33 | 21 | 2 | 1958 | 2011 |
| Furman | 9 | 6 | 2 | 1 | 1922 | 2011 |
| Gainesville AC | 3 | 3 | 0 | 0 | 1906 | 1909 |
| Gainesville Guards | 1 | 1 | 0 | 0 | 1910 | |
| George Washington | 2 | 2 | 0 | 0 | 1955 | 1960 |
| Georgia | 89 | 40 | 47 | 2 | 1915 | 2011 |
| Georgia A&M | 2 | 2 | 0 | 0 | 1910 | 1919 |
| Georgia Southern | 2 | 2 | 0 | 0 | 1986 | 1996 |
| Georgia Tech | 38 | 9 | 23 | 6 | 1912 | 1981 |
| Hampden-Sydney | 2 | 1 | 0 | 1 | 1925 | 1926 |
| Harvard | 2 | 0 | 2 | 0 | 1922 | 1929 |
| Hawaii | 1 | 1 | 0 | 0 | 2008 | |
| Houston | 4 | 3 | 1 | 0 | 1969 | 1995 |
| Howard College | 2 | 2 | 0 | 0 | 1921 | 1922 |
| Illinois | 2 | 2 | 0 | 0 | 1967 | 1988 |
| Indiana | 1 | 0 | 1 | 0 | 1916 | |
| Indiana State | 2 | 2 | 0 | 0 | 1983 | 1988 |
| Iowa | 3 | 2 | 1 | 0 | 1983 | 2005 |
| Jacksonville AC | 4 | 4 | 0 | 0 | 1907 | 1908 |
| Jacksonville Naval Air Station | 2 | 1 | 1 | 0 | 1942 | 1944 |
| Kansas State | 2 | 2 | 0 | 0 | 1947 | 1973 |
| Kent State | 1 | 1 | 0 | 0 | 1986 | |
| Kentucky | 62 | 45 | 17 | 0 | 1917 | 2011 |
| Kings College | 1 | 1 | 0 | 0 | 1914 | |
| Louisiana Tech | 2 | 2 | 0 | 0 | 1989 | 2005 |
| Louisiana Monroe | 1 | 1 | 0 | 0 | 2001 | |
| Louisville | 2 | 2 | 0 | 0 | 1980 | 1992 |
| Loyola | 1 | 1 | 0 | 0 | 1951 | |
| LSU | 58 | 30 | 25 | 3 | 1937 | 2011 |
| Marshall | 1 | 1 | 0 | 0 | 2001 | |
| Maryland | 18 | 12 | 6 | 0 | 1927 | 2001 |
| Maryville | 1 | 1 | 0 | 0 | 1913 | |
| Mayport Naval Air Station | 1 | 1 | 0 | 0 | 1944 | |
| Memphis State | 2 | 1 | 1 | 0 | 1988 | 1989 |
| Mercer | 17 | 10 | 6 | 1 | 1906 | 1928 |
| Miami (Fla.) | 54 | 26 | 28 | 0 | 1938 | 2008 |
| Miami (Ohio) | 2 | 1 | 1 | 0 | 1973 | 2010 |

| Team | Games | W | L | T | First Mtg | Last Mtg |
|-----------------------------|-------|----|----|---|-----------|----------|
| Michigan | 3 | 0 | 3 | 0 | 1999 | 2007 |
| Middle Tennessee State | 2 | 2 | 0 | 0 | 2000 | 2004 |
| Mississippi | 23 | 10 | 12 | 1 | 1926 | 2008 |
| Mississippi State | 54 | 33 | 19 | 2 | 1923 | 2010 |
| Mississippi College | 2 | 1 | 0 | 1 | 1921 | 1922 |
| Missouri | 1 | 0 | 1 | 0 | 1965 | |
| Montana State | 1 | 1 | 0 | 0 | 1988 | |
| Nebraska | 2 | 0 | 2 | 0 | 1974 | 1995 |
| New Mexico | 1 | 1 | 0 | 0 | 1989 | |
| New Mexico State | 1 | 1 | 0 | 0 | 1994 | |
| Newberry | 1 | 1 | 0 | 0 | 1920 | |
| North Carolina | 10 | 2 | 7 | 1 | 1921 | 1976 |
| North Carolina State | 14 | 9 | 4 | 1 | 1927 | 1992 |
| North Texas State | 1 | 0 | 1 | 0 | 1947 | |
| Northeast Louisiana | 2 | 2 | 0 | 0 | 1991 | 1995 |
| Northwestern | 2 | 2 | 0 | 0 | 1965 | 1966 |
| Notre Dame | 1 | 0 | 1 | 0 | 1991 | |
| Oglethorpe | 4 | 3 | 1 | 0 | 1919 | 1922 |
| Ohio | 1 | 1 | 0 | 0 | 2002 | |
| Ohio State | 2 | 2 | 0 | 0 | 2006 | 2011 |
| Oklahoma | 1 | 1 | 0 | 0 | 2008 | |
| Oklahoma State | 1 | 1 | 0 | 0 | 1990 | |
| Olympics | 2 | 2 | 0 | 0 | 1909 | 1909 |
| Oregon | 1 | 1 | 0 | 0 | 1929 | |
| Penn State | 3 | 3 | 0 | 0 | 1962 | 2010 |
| Pittsburgh | 1 | 0 | 0 | 1 | 1977 | |
| Presbyterian | 1 | 1 | 0 | 0 | 1945 | |
| Randolph Macon | 2 | 2 | 0 | 0 | 1941 | 1942 |
| Rice | 8 | 3 | 4 | 1 | 1953 | 1977 |
| Richmond | 2 | 2 | 0 | 0 | 1963 | 1970 |
| Riverside AC | 2 | 2 | 0 | 0 | 1906 | 1906 |
| Rollins | 16 | 13 | 2 | 1 | 1906 | 1948 |
| Rutgers | 2 | 1 | 0 | 1 | 1985 | 1986 |
| San Jose State | 2 | 2 | 0 | 0 | 1991 | 2003 |
| Savannah AC | 1 | 0 | 1 | 0 | 1906 | |
| Sewanee | 9 | 7 | 2 | 0 | 1914 | 1938 |
| SMU | 4 | 2 | 2 | 0 | 1964 | 1978 |
| South Carolina | 32 | 23 | 6 | 3 | 1911 | 2011 |
| Southern Miss | 5 | 5 | 0 | 0 | 1973 | 2006 |
| Southwest Louisiana | 4 | 4 | 0 | 0 | 1945 | 1996 |
| Stetson | 19 | 15 | 2 | 2 | 1908 | 1953 |
| Syracuse | 4 | 2 | 2 | 0 | 1931 | 1998 |
| Tallahassee | 1 | 1 | 0 | 0 | 1909 | |
| Tampa | 5 | 5 | 0 | 0 | 1938 | 1942 |
| Tampa AC | 1 | 1 | 0 | 0 | 1912 | |
| Temple | 3 | 1 | 2 | 0 | 1937 | 1987 |
| Tennessee | 41 | 22 | 19 | 0 | 1916 | 2011 |
| Texas | 3 | 0 | 2 | 1 | 1924 | 1940 |
| Texas A&M | 2 | 1 | 1 | 0 | 1962 | 1976 |
| Troy | 2 | 2 | 0 | 0 | 2007 | 2009 |
| Tulane | 21 | 13 | 6 | 2 | 1915 | 1984 |
| Tulsa | 5 | 4 | 1 | 0 | 1948 | 1987 |
| U.S. Amphibs Navy | 1 | 0 | 1 | 0 | 1945 | |
| U.S. Infantry | 1 | 1 | 0 | 0 | 1921 | |
| UAB | 2 | 2 | 0 | 0 | 2002 | 2011 |
| UCLA | 5 | 2 | 3 | 0 | 1931 | 1987 |
| USC | 2 | 1 | 0 | 1 | 1982 | 1983 |
| USF | 1 | 1 | 0 | 0 | 2010 | |
| Utah | 1 | 1 | 0 | 0 | 1977 | |
| Vanderbilt | 45 | 34 | 9 | 2 | 1945 | 2011 |
| Vedado Club | 1 | 1 | 0 | 0 | 1912 | |
| Villanova | 4 | 0 | 4 | 0 | 1940 | 1946 |
| Virginia | 1 | 1 | 0 | 0 | 1959 | |
| Virginia Tech | 2 | 2 | 0 | 0 | 1934 | 1985 |
| Virginia Military Institute | 1 | 1 | 0 | 0 | 1929 | |
| Wake Forest | 4 | 4 | 0 | 0 | 1923 | 1957 |
| Washington & Lee | 6 | 5 | 0 | 1 | 1924 | 1929 |
| Washington | 1 | 0 | 1 | 0 | 1989 | |
| West Texas State | 1 | 1 | 0 | 0 | 1982 | |
| West Virginia | 2 | 1 | 1 | 0 | 1981 | 1993 |
| Western Carolina | 1 | 1 | 0 | 0 | 2006 | |
| Western Kentucky | 1 | 1 | 0 | 0 | 2007 | |
| Western Michigan | 1 | 1 | 0 | 0 | 1999 | |
| Wofford | 1 | 1 | 0 | 0 | 1914 | |
| Wyoming | 2 | 2 | 0 | 0 | 1951 | 2005 |

ALL-TIME VS. SEC, FSU & MIAMI

Rankings listed are Associated Press rankings
 *SEC Championship
 ^Bluebonnet Bowl
 \$ Sugar Bowl
 & Peach Bowl
 # Gator Bowl
 @ Sun Bowl

ALABAMA

Alabama leads series 23-14

| Year | W/L | UF | UA | Rank (UF/OPP) | Location |
|------|-------|----|----|---------------|--------------|
| 1916 | L | 0 | 16 | | Jacksonville |
| 1921 | W | 9 | 2 | | Tuscaloosa |
| 1923 | W | 16 | 6 | | Birmingham |
| 1925 | L | 0 | 34 | | Montgomery |
| 1926 | L | 0 | 49 | | Montgomery |
| 1927 | W | 13 | 6 | | Montgomery |
| 1930 | L | 0 | 20 | | Gainesville |
| 1931 | L | 0 | 41 | | Birmingham |
| 1948 | L | 28 | 34 | | Tuscaloosa |
| 1949 | L | 13 | 35 | | Gainesville |
| 1950 | L | 13 | 41 | NR/17 | Jacksonville |
| 1951 | W | 30 | 21 | | Tuscaloosa |
| 1963 | W | 10 | 6 | NR/3 | Tuscaloosa |
| 1964 | L | 14 | 17 | 9/3 | Tuscaloosa |
| 1970 | L | 15 | 46 | 13/NR | Tuscaloosa |
| 1971 | L | 0 | 38 | NR/8 | Gainesville |
| 1972 | L | 7 | 24 | NR/3 | Tuscaloosa |
| 1973 | L | 14 | 35 | NR/3 | Gainesville |
| 1978 | L | 12 | 23 | NR/7 | Tuscaloosa |
| 1979 | L | 0 | 40 | NR/2 | Gainesville |
| 1986 | L | 7 | 21 | 13/4 | Gainesville |
| 1987 | W | 23 | 14 | NR/11 | Birmingham |
| 1990 | W | 17 | 13 | 24/NR | Tuscaloosa |
| 1991 | W | 35 | 0 | 6/17 | Gainesville |
| 1992 | L | 21 | 28 | 12/2 | Birmingham* |
| 1993 | W | 28 | 13 | 9/17 | Birmingham* |
| 1994 | W | 24 | 23 | 6/3 | Atlanta* |
| 1996 | W | 45 | 30 | 4/11 | Atlanta* |
| 1998 | W | 16 | 10 | 8/NR | Tuscaloosa |
| 1999 | L | 7 | 34 | 5/7 | Atlanta* |
| 1999 | L(OT) | 39 | 40 | 3/21 | Gainesville |
| 2005 | L | 3 | 31 | 5/15 | Tuscaloosa |
| 2006 | W | 28 | 13 | 5/NR | Gainesville |
| 2008 | W | 31 | 20 | 2/1 | Atlanta* |
| 2009 | L | 13 | 32 | 1/2 | Atlanta* |
| 2010 | L | 3 | 31 | 7/1 | Tuscaloosa |
| 2011 | L | 10 | 38 | 12/3 | Gainesville |

ARKANSAS

Florida leads series 8-1

| Year | W/L | UF | UA | Rank (UF/UA) | Location |
|------|-----|----|----|--------------|--------------|
| 1982 | L | 24 | 28 | NR/14 | Houston^ |
| 1995 | W | 34 | 3 | 2/24 | Atlanta* |
| 1996 | W | 42 | 7 | 1/NR | Fayetteville |
| 1997 | W | 56 | 7 | 1/NR | Gainesville |
| 2003 | W | 33 | 28 | NR/11 | Fayetteville |
| 2004 | W | 45 | 30 | 16/NR | Gainesville |
| 2006 | W | 38 | 28 | 4/8 | Atlanta* |
| 2008 | W | 38 | 7 | 12/NR | Fayetteville |
| 2009 | W | 23 | 20 | 1/NR | Gainesville |

AUBURN

Auburn leads series 38-43-2

| Year | W/L | UF | AU | Rank (UF/AU) | Location |
|------|-----|----|----|--------------|--------------|
| 1912 | L | 13 | 27 | | Auburn |
| 1913 | L | 0 | 55 | | Auburn |
| 1914 | L | 0 | 20 | | Jacksonville |

| | | | | | |
|------|---|----|----|-------|--------------|
| 1915 | L | 0 | 7 | | Auburn |
| 1916 | L | 0 | 20 | | Jacksonville |
| 1917 | L | 0 | 68 | | Auburn |
| 1927 | W | 33 | 6 | | Auburn |
| 1928 | W | 27 | 0 | | Gainesville |
| 1929 | W | 19 | 0 | | Montgomery |
| 1930 | W | 7 | 0 | | Jacksonville |
| 1931 | W | 13 | 12 | | Jacksonville |
| 1932 | L | 6 | 21 | | Montgomery |
| 1933 | W | 14 | 7 | | Gainesville |
| 1934 | W | 14 | 7 | | Montgomery |
| 1935 | L | 6 | 27 | | Miami |
| 1936 | L | 0 | 13 | | Montgomery |
| 1937 | L | 0 | 14 | | Jacksonville |
| 1938 | W | 9 | 7 | | Jacksonville |
| 1939 | T | 7 | 7 | | Auburn |
| 1940 | L | 7 | 20 | | Columbus |
| 1942 | W | 6 | 0 | | Gainesville |
| 1945 | L | 0 | 19 | | Auburn |
| 1946 | L | 12 | 47 | | Gainesville |
| 1947 | L | 14 | 20 | | Montgomery |
| 1948 | W | 16 | 9 | | Tampa |
| 1949 | T | 14 | 14 | | Mobile |
| 1950 | W | 27 | 7 | | Gainesville |
| 1951 | L | 13 | 14 | | Auburn |
| 1952 | W | 31 | 21 | 17/NR | Gainesville |
| 1953 | L | 7 | 16 | | Auburn |
| 1954 | W | 19 | 13 | 20/NR | Gainesville |
| 1955 | L | 0 | 13 | | Auburn |
| 1956 | W | 20 | 0 | | Gainesville |
| 1957 | L | 0 | 13 | 19/4 | Auburn |
| 1958 | L | 5 | 6 | NR/4 | Gainesville |
| 1959 | L | 0 | 6 | NR/8 | Auburn |
| 1960 | L | 7 | 10 | NR/14 | Gainesville |
| 1961 | L | 15 | 32 | | Auburn |
| 1962 | W | 22 | 3 | NR/10 | Gainesville |
| 1963 | L | 0 | 19 | NR/5 | Auburn |
| 1964 | W | 14 | 0 | 10/NR | Gainesville |
| 1965 | L | 17 | 28 | 7/NR | Auburn |
| 1966 | W | 30 | 27 | 7/NR | Gainesville |
| 1967 | L | 21 | 26 | | Auburn |
| 1968 | L | 13 | 24 | 20/NR | Gainesville |
| 1969 | L | 12 | 38 | 7/17 | Auburn |
| 1970 | L | 14 | 63 | NR/12 | Gainesville |
| 1971 | L | 7 | 40 | NR/5 | Auburn |
| 1972 | L | 20 | 26 | NR/11 | Gainesville |
| 1973 | W | 12 | 8 | NR/19 | Auburn |
| 1974 | W | 25 | 14 | 11/5 | Gainesville |
| 1975 | W | 31 | 14 | 11/NR | Auburn |
| 1976 | W | 24 | 19 | 12/NR | Gainesville |
| 1977 | L | 14 | 29 | 18/NR | Auburn |
| 1978 | W | 31 | 7 | | Gainesville |
| 1979 | L | 13 | 19 | NR/20 | Auburn |
| 1980 | W | 21 | 10 | | Gainesville |
| 1981 | L | 12 | 14 | | Auburn |
| 1982 | W | 19 | 17 | NR/19 | Gainesville |
| 1983 | L | 21 | 28 | 5/4 | Auburn |
| 1984 | W | 24 | 3 | 13/11 | Gainesville |
| 1985 | W | 14 | 10 | 2/6 | Auburn |
| 1986 | W | 18 | 17 | NR/5 | Gainesville |
| 1987 | L | 6 | 29 | 10/6 | Auburn |
| 1988 | L | 0 | 16 | NR/9 | Gainesville |
| 1989 | L | 7 | 10 | 19/12 | Auburn |
| 1990 | W | 48 | 7 | 15/4 | Gainesville |
| 1991 | W | 31 | 10 | 6/NR | Auburn |
| 1992 | W | 24 | 9 | 23/NR | Gainesville |
| 1993 | L | 35 | 38 | 4/19 | Auburn |
| 1994 | L | 33 | 36 | 1/6 | Gainesville |

| | | | | | |
|------|-------|----|----|-------|-------------|
| 1995 | W | 49 | 38 | 3/7 | Auburn |
| 1996 | W | 51 | 10 | 1/16 | Gainesville |
| 1997 | W | 24 | 10 | 7/6 | Auburn |
| 1998 | W | 24 | 3 | 5/NR | Gainesville |
| 1999 | W | 32 | 14 | 7/NR | Auburn |
| 2000 | W | 28 | 6 | 7/18 | Atlanta* |
| 2000 | W | 38 | 7 | 10/19 | Gainesville |
| 2001 | L | 20 | 23 | 1/NR | Auburn |
| 2002 | W(OT) | 30 | 23 | NR/NR | Gainesville |
| 2006 | L | 17 | 27 | 2/11 | Auburn |
| 2007 | L | 17 | 20 | 4/NR | Gainesville |
| 2011 | L | 6 | 17 | RV/24 | Auburn |

FLORIDA STATE

Florida leads series 33-21-2

| Year | W/L | UF | FSU | Rank (UF/FSU) | Location |
|------|-----|----|-----|---------------|---------------|
| 1958 | W | 21 | 7 | 12/NR | Gainesville |
| 1959 | W | 18 | 8 | | Gainesville |
| 1960 | W | 3 | 0 | | Gainesville |
| 1961 | T | 3 | 3 | | Gainesville |
| 1962 | W | 20 | 7 | | Gainesville |
| 1963 | W | 7 | 0 | | Gainesville |
| 1964 | L | 7 | 16 | | Tallahassee |
| 1965 | W | 30 | 17 | | Gainesville |
| 1966 | W | 22 | 19 | 10/NR | Tallahassee |
| 1967 | L | 16 | 21 | | Gainesville |
| 1968 | W | 9 | 3 | 5/NR | Tallahassee |
| 1969 | W | 21 | 6 | 12/NR | Gainesville |
| 1970 | W | 38 | 27 | | Tallahassee |
| 1971 | W | 17 | 15 | NR/19 | Gainesville |
| 1972 | W | 42 | 13 | NR/13 | Tallahassee |
| 1973 | W | 49 | 0 | | Gainesville |
| 1974 | W | 24 | 14 | 14/NR | Tallahassee |
| 1975 | W | 34 | 8 | 14/NR | Gainesville |
| 1976 | W | 33 | 26 | 12/NR | Tallahassee |
| 1977 | L | 9 | 37 | NR/19 | Gainesville |
| 1978 | L | 21 | 38 | | Tallahassee |
| 1979 | L | 16 | 27 | NR/5 | Gainesville |
| 1980 | L | 13 | 17 | NR/3 | Tallahassee |
| 1981 | W | 35 | 3 | | Gainesville |
| 1982 | W | 13 | 10 | NR/15 | Tallahassee |
| 1983 | W | 53 | 14 | 12/NR | Gainesville |
| 1984 | W | 27 | 17 | 3/12 | Tallahassee |
| 1985 | W | 38 | 14 | 6/12 | Gainesville |
| 1986 | W | 17 | 13 | | Tallahassee |
| 1987 | L | 14 | 28 | NR/3 | Gainesville |
| 1988 | L | 17 | 52 | NR/5 | Tallahassee |
| 1989 | L | 17 | 24 | NR/6 | Gainesville |
| 1990 | L | 30 | 45 | 6/8 | Tallahassee |
| 1991 | W | 14 | 9 | 5/3 | Gainesville |
| 1992 | L | 24 | 45 | 6/3 | Tallahassee |
| 1993 | L | 21 | 33 | 7/1 | Gainesville |
| 1994 | L | 17 | 23 | 5/7 | New Orleans\$ |
| 1994 | T | 31 | 31 | 4/7 | Tallahassee |
| 1995 | W | 35 | 24 | 3/6 | Gainesville |
| 1996 | L | 21 | 24 | 1/2 | Tallahassee |
| 1996 | W | 52 | 20 | 3/1 | New Orleans\$ |
| 1997 | W | 32 | 29 | 10/2 | Gainesville |
| 1998 | L | 12 | 23 | 4/5 | Tallahassee |
| 1999 | L | 23 | 30 | 3/1 | Gainesville |
| 2000 | L | 7 | 30 | 4/3 | Tallahassee |
| 2001 | W | 37 | 13 | 4/20 | Gainesville |
| 2002 | L | 14 | 31 | 15/23 | Tallahassee |
| 2003 | L | 34 | 38 | 11/9 | Gainesville |
| 2004 | W | 20 | 13 | NR/10 | Tallahassee |
| 2005 | W | 34 | 7 | 19/23 | Gainesville |
| 2006 | W | 21 | 14 | 4/NR | Tallahassee |
| 2007 | W | 45 | 12 | 12/NR | Gainesville |

| | | | | | |
|------|---|----|----|-------|-------------|
| 2008 | W | 45 | 15 | 2/23 | Tallahassee |
| 2009 | W | 37 | 10 | 1/NR | Gainesville |
| 2010 | L | 7 | 31 | NR/22 | Tallahassee |
| 2011 | L | 7 | 21 | | Gainesville |

GEORGIA

Georgia leads series 47-40-2

| Year | W/L | UF | UGA | Rank (UF/UGA) | Location |
|------|-----|----|-----|---------------|--------------|
| 1915 | L | 0 | 39 | | Jacksonville |
| 1916 | L | 0 | 21 | | Athens |
| 1919 | L | 0 | 16 | | Tampa |
| 1920 | L | 0 | 56 | | Athens |
| 1926 | L | 9 | 32 | | Athens |
| 1927 | L | 0 | 28 | | Jacksonville |
| 1928 | W | 26 | 6 | | Savannah |
| 1929 | W | 18 | 6 | | Jacksonville |
| 1930 | T | 0 | 0 | | Savannah |
| 1931 | L | 6 | 33 | | Gainesville |
| 1932 | L | 12 | 33 | | Athens |
| 1933 | L | 0 | 14 | | Jacksonville |
| 1934 | L | 0 | 14 | | Jacksonville |
| 1935 | L | 0 | 7 | | Jacksonville |
| 1936 | L | 8 | 26 | | Jacksonville |
| 1937 | W | 6 | 0 | | Jacksonville |
| 1938 | L | 6 | 19 | | Jacksonville |
| 1939 | L | 2 | 6 | | Jacksonville |
| 1940 | W | 18 | 13 | | Jacksonville |
| 1941 | L | 3 | 19 | | Jacksonville |
| 1942 | L | 0 | 75 | NR/1 | Jacksonville |
| 1944 | L | 12 | 38 | | Jacksonville |
| 1945 | L | 0 | 34 | | Jacksonville |
| 1946 | L | 14 | 33 | NR/5 | Jacksonville |
| 1947 | L | 6 | 34 | | Jacksonville |
| 1948 | L | 12 | 20 | NR/13 | Jacksonville |
| 1949 | W | 28 | 7 | | Jacksonville |
| 1950 | L | 0 | 6 | | Jacksonville |
| 1951 | L | 6 | 7 | | Jacksonville |
| 1952 | W | 30 | 0 | 20/NR | Jacksonville |
| 1953 | W | 21 | 7 | | Jacksonville |
| 1954 | L | 13 | 14 | | Jacksonville |
| 1955 | W | 19 | 13 | | Jacksonville |
| 1956 | W | 28 | 0 | 13/NR | Jacksonville |
| 1957 | W | 22 | 0 | | Jacksonville |
| 1958 | W | 7 | 6 | 19/NR | Jacksonville |
| 1959 | L | 10 | 21 | NR/11 | Jacksonville |
| 1960 | W | 22 | 14 | | Jacksonville |
| 1961 | W | 21 | 14 | | Jacksonville |
| 1962 | W | 23 | 15 | | Jacksonville |
| 1963 | W | 21 | 14 | | Jacksonville |
| 1964 | L | 7 | 14 | 9/NR | Jacksonville |
| 1965 | W | 14 | 10 | | Jacksonville |
| 1966 | L | 10 | 27 | 7/NR | Jacksonville |
| 1967 | W | 17 | 16 | | Jacksonville |
| 1968 | L | 0 | 51 | NR/9 | Jacksonville |
| 1969 | T | 13 | 13 | 13/16 | Jacksonville |
| 1970 | W | 24 | 17 | | Jacksonville |
| 1971 | L | 7 | 49 | NR/7 | Jacksonville |
| 1972 | L | 7 | 10 | | Jacksonville |
| 1973 | W | 11 | 10 | | Jacksonville |
| 1974 | L | 17 | 16 | 6/NR | Jacksonville |

| | | | | | |
|------|--------|----|----|-------|--------------|
| 1983 | L | 9 | 10 | 9/4 | Jacksonville |
| 1984 | W | 27 | 0 | 10/8 | Jacksonville |
| 1985 | L | 3 | 24 | 1/17 | Jacksonville |
| 1986 | W | 31 | 19 | NR/19 | Jacksonville |
| 1987 | L | 10 | 23 | 17/10 | Jacksonville |
| 1988 | L | 3 | 26 | NR/19 | Jacksonville |
| 1989 | L | 10 | 17 | 20/NR | Jacksonville |
| 1990 | W | 38 | 7 | 10/NR | Jacksonville |
| 1991 | W | 45 | 13 | 6/23 | Jacksonville |
| 1992 | W | 26 | 24 | 20/7 | Jacksonville |
| 1993 | W | 33 | 26 | 10/NR | Jacksonville |
| 1994 | W | 52 | 14 | 5/NR | Gainesville |
| 1995 | W | 52 | 17 | 3/NR | Athens |
| 1996 | W | 47 | 7 | 1/NR | Jacksonville |
| 1997 | L | 17 | 37 | 6/14 | Jacksonville |
| 1998 | W | 38 | 7 | 5/11 | Jacksonville |
| 1999 | W | 30 | 14 | 5/10 | Jacksonville |
| 2000 | W | 34 | 23 | 8/13 | Jacksonville |
| 2001 | W | 24 | 10 | 6/15 | Jacksonville |
| 2002 | W | 20 | 13 | NR/5 | Jacksonville |
| 2003 | W | 16 | 13 | 23/4 | Jacksonville |
| 2004 | L | 24 | 31 | NR/7 | Jacksonville |
| 2005 | W | 14 | 10 | 16/4 | Jacksonville |
| 2006 | W | 21 | 14 | 9/25 | Jacksonville |
| 2007 | L | 30 | 42 | 9/20 | Jacksonville |
| 2008 | W | 49 | 10 | 5/8 | Jacksonville |
| 2009 | W | 41 | 17 | 1/NR | Jacksonville |
| 2010 | W (OT) | 34 | 31 | NR/NR | Jacksonville |
| 2011 | L | 20 | 24 | NR/22 | Jacksonville |

KENTUCKY

Florida leads series 45-17

| Year | W/L | UF | UK | Rank (UF/UK) | Location |
|------|-----|----|----|--------------|--------------|
| 1917 | L | 0 | 52 | | Lexington |
| 1926 | L | 13 | 18 | | Jacksonville |
| 1927 | W | 27 | 6 | | Jacksonville |
| 1931 | L | 2 | 7 | | Jacksonville |
| 1935 | L | 6 | 15 | | Lexington |
| 1936 | L | 0 | 7 | | Lexington |
| 1937 | W | 6 | 0 | | Gainesville |
| 1948 | L | 15 | 34 | | Lexington |
| 1949 | L | 0 | 35 | NR/14 | Tampa |
| 1950 | L | 6 | 40 | 17/5 | Lexington |
| 1951 | L | 6 | 14 | NR/17 | Gainesville |
| 1952 | W | 27 | 0 | 17/NR | Gainesville |
| 1953 | L | 13 | 26 | | Lexington |
| 1954 | W | 21 | 7 | | Gainesville |
| 1955 | L | 7 | 10 | | Lexington |
| 1956 | L | 8 | 17 | | Gainesville |
| 1957 | W | 14 | 7 | | Lexington |
| 1967 | W | 28 | 12 | | Gainesville |
| 1968 | W | 16 | 14 | | Lexington |
| 1969 | W | 31 | 6 | | Gainesville |
| 1970 | W | 24 | 13 | | Tampa |
| 1971 | W | 35 | 24 | | Gainesville |
| 1972 | W | 40 | 0 | | Gainesville |
| 1973 | W | 20 | 18 | | Gainesville |
| 1974 | L | 24 | 41 | 9/NR | Lexington |
| 1975 | W | 48 | 7 | 14/NR | Gainesville |
| 1976 | L | 9 | 28 | 15/NR | Lexington |
| 1977 | L | 7 | 14 | NR/7 | Gainesville |
| 1978 | W | 18 | 16 | | Lexington |
| 1979 | L | 3 | 31 | | Gainesville |
| 1980 | W | 17 | 15 | 20/NR | Lexington |
| 1981 | W | 33 | 12 | | Gainesville |
| 1982 | W | 39 | 13 | | Lexington |
| 1983 | W | 24 | 7 | 14/NR | Gainesville |
| 1984 | W | 25 | 17 | 5/NR | Lexington |

| | | | | | |
|------|---|----|----|-------|-------------|
| 1985 | W | 15 | 13 | 11/NR | Gainesville |
| 1986 | L | 3 | 10 | | Lexington |
| 1987 | W | 27 | 14 | | Gainesville |
| 1988 | W | 24 | 19 | | Lexington |
| 1989 | W | 38 | 28 | | Gainesville |
| 1990 | W | 47 | 15 | 6/NR | Lexington |
| 1991 | W | 35 | 26 | 5/NR | Gainesville |
| 1992 | W | 35 | 19 | 4/NR | Gainesville |
| 1993 | W | 24 | 20 | 7/NR | Lexington |
| 1994 | W | 73 | 7 | 2/NR | Gainesville |
| 1995 | W | 42 | 7 | 5/NR | Lexington |
| 1996 | W | 65 | 0 | 1/NR | Gainesville |
| 1997 | W | 55 | 28 | 1/NR | Lexington |
| 1998 | W | 51 | 35 | 8/25 | Gainesville |
| 1999 | W | 38 | 10 | 3/NR | Lexington |
| 2000 | W | 59 | 31 | 3/NR | Gainesville |
| 2001 | W | 44 | 10 | 2/NR | Lexington |
| 2002 | W | 41 | 34 | 7/NR | Gainesville |
| 2003 | W | 24 | 21 | 25/NR | Lexington |
| 2004 | W | 20 | 3 | 16/NR | Gainesville |
| 2005 | W | 49 | 28 | 5/NR | Lexington |
| 2006 | W | 26 | 7 | 5/NR | Gainesville |
| 2007 | W | 45 | 37 | 14/8 | Lexington |
| 2008 | W | 63 | 5 | 5/NR | Gainesville |
| 2009 | W | 41 | 7 | 1/NR | Lexington |
| 2010 | W | 48 | 14 | 9/NR | Gainesville |
| 2011 | W | 48 | 10 | 15/NR | Lexington |

LSU

Florida leads series 30-25-3

| Year | W/L | UF | LSU | Rank (UF/LSU) | Location |
|------|-----|----|-----|---------------|-------------|
| 1937 | L | 0 | 19 | | Baton Rouge |
| 1941 | L | 7 | 10 | | Baton Rouge |
| 1953 | T | 21 | 21 | NR/14 | Gainesville |
| 1954 | L | 7 | 20 | 18/NR | Baton Rouge |
| 1955 | W | 18 | 14 | | Gainesville |
| 1956 | W | 21 | 6 | | Baton Rouge |
| 1957 | W | 22 | 14 | NR/10 | Gainesville |
| 1958 | L | 7 | 10 | NR/3 | Baton Rouge |
| 1959 | L | 0 | 9 | NR/1 | Gainesville |
| 1960 | W | 13 | 10 | | Baton Rouge |
| 1961 | L | 0 | 23 | NR/7 | Gainesville |
| 1962 | L | 0 | 23 | NR/6 | Baton Rouge |
| 1963 | L | 0 | 14 | | Gainesville |
| 1964 | W | 20 | 6 | | Baton Rouge |
| 1965 | W | 14 | 7 | NR/5 | Gainesville |
| 1966 | W | 28 | 7 | 8/NR | Baton Rouge |
| 1967 | L | 6 | 37 | | Gainesville |
| 1971 | L | 7 | 48 | NR/16 | Baton Rouge |
| 1972 | T | 3 | 3 | NR/8 | Gainesville |
| 1973 | L | 3 | 24 | NR/10 | Baton Rouge |
| 1974 | W | 24 | 14 | 13/NR | Gainesville |
| 1975 | W | 34 | 6 | 20/NR | Baton Rouge |
| 1976 | W | 28 | 23 | 19/11 | Gainesville |
| 1977 | L | 14 | 36 | 9/NR | Baton Rouge |
| 1978 | L | 21 | 34 | NR/11 | Gainesville |
| 1979 | L | 3 | 20 | NR/17 | Baton Rouge |
| 1980 | L | 7 | 24 | 19/NR | Gainesville |
| 1981 | W | 24 | 10 | | Baton Rouge |
| 1982 | L | 13 | 24 | 4/NR | Gainesville |
| 1983 | W | 31 | 17 | 12/16 | Baton Rouge |
| 1984 | T | 21 | 21 | | Gainesville |
| 1985 | W | 20 | 0 | 11/8 | Baton Rouge |
| 1986 | L | 17 | 28 | NR/18 | Gainesville |
| 1987 | L | 10 | 13 | 19/7 | Baton Rouge |
| 1988 | W | 19 | 6 | 17/14 | Gainesville |
| 1989 | W | 16 | 13 | | Baton Rouge |
| 1990 | W | 34 | 8 | 10/NR | Gainesville |

| | | | | | |
|------|---|----|----|-------|-------------|
| 1991 | W | 16 | 0 | 13/NR | Baton Rouge |
| 1992 | W | 28 | 21 | 23/NR | Gainesville |
| 1993 | W | 58 | 3 | 5/NR | Baton Rouge |
| 1994 | W | 42 | 18 | 1/NR | Gainesville |
| 1995 | W | 28 | 10 | 3/21 | Baton Rouge |
| 1996 | W | 56 | 13 | 1/12 | Gainesville |
| 1997 | L | 21 | 28 | 1/14 | Baton Rouge |
| 1998 | W | 22 | 10 | 6/11 | Gainesville |
| 1999 | W | 31 | 10 | 8/NR | Baton Rouge |
| 2000 | W | 41 | 9 | 12/NR | Gainesville |
| 2001 | W | 44 | 15 | 2/18 | Baton Rouge |
| 2002 | L | 7 | 36 | 16/18 | Gainesville |
| 2003 | W | 19 | 7 | NR/6 | Baton Rouge |
| 2004 | L | 21 | 24 | 12/24 | Gainesville |
| 2005 | L | 17 | 21 | 11/10 | Baton Rouge |
| 2006 | W | 23 | 10 | 5/9 | Gainesville |
| 2007 | L | 24 | 28 | 9/1 | Baton Rouge |
| 2008 | W | 51 | 21 | 11/4 | Gainesville |
| 2009 | W | 13 | 3 | 1/4 | Baton Rouge |
| 2010 | L | 29 | 33 | 14/12 | Gainesville |
| 2011 | L | 11 | 41 | 17/1 | Baton Rouge |

MIAMI

Miami leads series 28-26

| Year | W/L | UF | UM | Rank (UF/UM) | Location |
|------|-----|----|----|--------------|--------------|
| 1938 | L | 7 | 19 | | Gainesville |
| 1939 | W | 13 | 0 | | Miami |
| 1940 | W | 46 | 6 | | Miami |
| 1941 | W | 14 | 0 | | Miami |
| 1942 | L | 0 | 12 | | Miami |
| 1944 | W | 13 | 0 | | Miami |
| 1945 | L | 6 | 7 | | Miami |
| 1946 | L | 13 | 20 | | Gainesville |
| 1947 | W | 7 | 6 | | Miami |
| 1948 | W | 27 | 13 | | Gainesville |
| 1949 | L | 13 | 28 | | Miami |
| 1950 | L | 14 | 20 | NR/17 | Gainesville |
| 1951 | L | 6 | 21 | | Miami |
| 1952 | W | 43 | 6 | | Gainesville |
| 1953 | L | 10 | 14 | | Miami |
| 1954 | L | 0 | 14 | NR/11 | Gainesville |
| 1955 | L | 6 | 7 | NR/14 | Miami |
| 1956 | L | 7 | 20 | 18/6 | Gainesville |
| 1957 | W | 14 | 0 | 20/NR | Miami |
| 1958 | W | 12 | 9 | 14/NR | Jacksonville |
| 1959 | W | 23 | 14 | NR/12 | Jacksonville |
| 1960 | W | 18 | 0 | 19/NR | Miami |
| 1961 | L | 6 | 15 | | Gainesville |
| 1962 | L | 15 | 17 | | Miami |
| 1963 | W | 27 | 21 | | Miami |
| 1964 | W | 12 | 10 | | Gainesville |
| 1965 | L | 13 | 16 | 10/NR | Miami |
| 1966 | L | 16 | 21 | 9/NR | Gainesville |
| 1967 | L | 13 | 20 | | Miami |
| 1968 | W | 14 | 10 | | Gainesville |
| 1969 | W | 35 | 16 | | Miami |
| 1970 | L | 13 | 14 | | Gainesville |
| 1971 | W | 45 | 16 | | Miami |
| 1972 | W | 17 | 6 | | Gainesville |
| 1973 | W | 14 | 7 | | Miami |
| 1974 | W | 31 | 7 | | Gainesville |
| 1975 | W | 15 | 11 | 13/NR | Miami |
| 1976 | W | 19 | 10 | | Orlando |
| 1977 | W | 31 | 14 | | Miami |
| 1978 | L | 21 | 22 | | Gainesville |
| 1979 | L | 24 | 30 | | Miami |
| 1980 | L | 7 | 31 | 18/NR | Gainesville |
| 1981 | L | 20 | 21 | 17/NR | Miami |

| | | | | | |
|------|---|----|----|-------|---------------|
| 1982 | W | 17 | 14 | 16/15 | Gainesville |
| 1983 | W | 28 | 3 | | Gainesville |
| 1984 | L | 20 | 32 | 17/10 | Tampa |
| 1985 | W | 35 | 23 | 5/NR | Miami |
| 1986 | L | 15 | 23 | 13/2 | Gainesville |
| 1987 | L | 4 | 31 | 20/10 | Miami |
| 2000 | L | 20 | 37 | 7/2 | New Orleans\$ |
| 2002 | L | 16 | 41 | 6/1 | Gainesville |
| 2003 | L | 33 | 38 | 21/3 | Miami |
| 2004 | L | 10 | 27 | 19/14 | Atlanta& |
| 2008 | W | 26 | 3 | 5/NR | Gainesville |

OLE MISS

Ole Miss leads series 12-10-1

| Year | W/L | UF | OM | Rank (UF/OM) | Location |
|------|-----|----|----|--------------|---------------|
| 1926 | L | 7 | 12 | | Gainesville |
| 1934 | T | 13 | 13 | | Gainesville |
| 1935 | L | 6 | 27 | | Oxford |
| 1944 | L | 6 | 26 | | Jacksonville |
| 1945 | W | 26 | 13 | | Jacksonville |
| 1946 | L | 7 | 13 | | Jacksonville |
| 1947 | L | 6 | 14 | | Jacksonville |
| 1948 | L | 0 | 14 | | Gainesville |
| 1958 | L | 3 | 7 | 14/11 | Jacksonville# |
| 1964 | W | 30 | 14 | | Gainesville |
| 1965 | W | 17 | 0 | 10/NR | Oxford |
| 1972 | W | 16 | 0 | | Oxford |
| 1973 | L | 10 | 13 | | Gainesville |
| 1980 | W | 15 | 3 | | Oxford |
| 1981 | W | 49 | 3 | | Gainesville |
| 1988 | W | 27 | 15 | | Jackson |
| 1989 | L | 19 | 24 | | Gainesville |
| 1994 | W | 38 | 14 | 1/NR | Oxford |
| 1995 | W | 28 | 10 | 3/NR | Gainesville |
| 2002 | L | 14 | 17 | 6/NR | Oxford |
| 2003 | L | 17 | 20 | 24/NR | Gainesville |
| 2007 | W | 30 | 24 | 3/NR | Oxford |
| 2008 | L | 30 | 31 | 4/NR | Gainesville |

MISSISSIPPI STATE

Florida leads series 33-19-2

| Year | W/L | UF | MS | Rank (UF/MS) | Location |
|------|-----|----|----|--------------|--------------|
| 1923 | T | 13 | 13 | | Jacksonville |
| 1924 | W | 27 | 0 | | Montgomery |
| 1925 | W | 12 | 0 | | Tampa |

MISSISSIPPI STATE (cont.)

| Year | W/L | UF | MSU Rank (UF/MSU) | Location | |
|------|-----|----|-------------------|-------------|-------------|
| 1972 | W | 28 | 13 | Gainesville | |
| 1973 | L | 12 | 33 | 16/NR | Jackson |
| 1974 | W | 29 | 13 | Gainesville | |
| 1975 | W | 27 | 10 | 19/NR | Jackson |
| 1976 | W | 34 | 30 | Gainesville | |
| 1977 | W | 24 | 22 | 13/12 | Jackson |
| 1978 | W | 34 | 0 | Gainesville | |
| 1979 | L | 10 | 24 | Jackson | |
| 1980 | W | 21 | 15 | Gainesville | |
| 1981 | L | 7 | 28 | NR/12 | Jackson |
| 1982 | W | 27 | 17 | 5/NR | Gainesville |
| 1983 | W | 35 | 12 | 15/NR | Starkville |
| 1984 | W | 27 | 12 | Gainesville | |
| 1985 | W | 36 | 22 | 11/NR | Starkville |
| 1986 | L | 10 | 16 | Starkville | |
| 1987 | W | 38 | 3 | Gainesville | |
| 1988 | W | 17 | 0 | 20/NR | Gainesville |
| 1989 | W | 21 | 0 | Tampa | |
| 1990 | W | 34 | 21 | 17/NR | Gainesville |
| 1991 | W | 29 | 7 | 14/21 | Orlando |
| 1992 | L | 6 | 30 | 13/24 | Starkville |
| 1993 | W | 38 | 24 | 5/NR | Gainesville |
| 2000 | L | 35 | 47 | 3/NR | Starkville |
| 2001 | W | 52 | 0 | 2/21 | Gainesville |
| 2004 | L | 31 | 38 | 19/NR | Starkville |
| 2005 | W | 35 | 9 | 13/NR | Gainesville |
| 2009 | W | 29 | 19 | 2/NR | Starkville |
| 2010 | L | 7 | 10 | 22/NR | Gainesville |

MISSOURI

Missouri leads series 1-0

| Year | W/L | UF | UM | Rank (UF/UM) | Location |
|------|-----|----|----|--------------|---------------|
| 1965 | L | 18 | 20 | NR/6 | New Orleans\$ |

SOUTH CAROLINA

Florida leads series 23-6-3

| Year | W/L | UF | SC | Rank (UF/SC) | Location |
|------|-----|----|----|--------------|-------------|
| 1911 | T | 6 | 6 | | Columbia |
| 1912 | W | 10 | 6 | | Gainesville |
| 1913 | L | 0 | 13 | | Columbia |
| 1917 | W | 21 | 13 | | Gainesville |

| | | | | | |
|------|---|----|----|-------|-------------|
| 1919 | W | 13 | 0 | | Columbia |
| 1921 | T | 7 | 7 | | Tampa |
| 1929 | W | 20 | 7 | | Columbia |
| 1931 | T | 6 | 6 | | Tampa |
| 1935 | W | 22 | 0 | | Tampa |
| 1936 | L | 0 | 7 | | Columbia |
| 1939 | L | 0 | 6 | | Columbia |
| 1964 | W | 37 | 0 | | Gainesville |
| 1992 | W | 14 | 9 | 11/NR | Gainesville |
| 1993 | W | 37 | 26 | 8/NR | Columbia |
| 1994 | W | 48 | 17 | 4/NR | Gainesville |
| 1995 | W | 63 | 7 | 3/NR | Columbia |
| 1996 | W | 52 | 25 | 1/NR | Gainesville |
| 1997 | W | 48 | 21 | 12/NR | Columbia |
| 1998 | W | 33 | 14 | 4/NR | Gainesville |
| 1999 | W | 20 | 3 | 4/NR | Columbia |
| 2000 | W | 41 | 21 | 5/21 | Gainesville |
| 2001 | W | 54 | 17 | 4/14 | Columbia |
| 2002 | W | 28 | 7 | 20/NR | Gainesville |
| 2003 | W | 24 | 22 | 15/NR | Columbia |
| 2004 | W | 48 | 14 | | Gainesville |
| 2005 | L | 22 | 30 | 12/NR | Columbia |
| 2006 | W | 17 | 16 | 6/NR | Gainesville |
| 2007 | W | 51 | 31 | 17/NR | Columbia |
| 2008 | W | 56 | 6 | 3/24 | Gainesville |
| 2009 | W | 24 | 14 | 1/NR | Columbia |
| 2010 | L | 14 | 36 | 24/22 | Gainesville |
| 2011 | L | 12 | 17 | NR/15 | Columbia |

TENNESSEE

Florida leads series 22-19

| Year | W/L | UF | UT | Rank (UF/UT) | Location |
|------|-----|----|----|--------------|--------------|
| 1916 | L | 0 | 24 | | Tampa |
| 1921 | L | 0 | 9 | | Knoxville |
| 1928 | L | 12 | 13 | | Knoxville |
| 1930 | L | 6 | 13 | | Jacksonville |
| 1932 | L | 13 | 32 | | Jacksonville |
| 1933 | L | 6 | 13 | | Knoxville |
| 1940 | L | 0 | 14 | NR/5 | Knoxville |
| 1944 | L | 0 | 40 | NR/15 | Knoxville |
| 1952 | L | 12 | 26 | 18/7 | Knoxville |
| 1953 | L | 7 | 9 | NR/18 | Gainesville |
| 1954 | W | 14 | 0 | | Knoxville |

| | | | | | |
|------|--------|----|----|-------|---------------|
| 1955 | L | 0 | 20 | | Gainesville |
| 1969 | W | 14 | 13 | 15/11 | Jacksonville# |
| 1970 | L | 7 | 38 | NR/11 | Knoxville |
| 1971 | L | 13 | 20 | NR/12 | Gainesville |
| 1976 | W | 20 | 18 | 11/NR | Knoxville |
| 1977 | W | 27 | 17 | 19/NR | Gainesville |
| 1984 | W | 43 | 30 | 18/NR | Knoxville |
| 1985 | W | 17 | 10 | 7/14 | Gainesville |
| 1990 | L | 3 | 45 | 9/5 | Knoxville |
| 1991 | W | 35 | 18 | 10/4 | Gainesville |
| 1992 | L | 14 | 31 | 4/14 | Knoxville |
| 1993 | W | 41 | 34 | 9/5 | Gainesville |
| 1994 | W | 31 | 0 | 1/15 | Knoxville |
| 1995 | W | 62 | 37 | 4/8 | Gainesville |
| 1996 | W | 35 | 29 | 4/2 | Knoxville |
| 1997 | W | 33 | 20 | 3/4 | Gainesville |
| 1998 | L (OT) | 17 | 20 | 2/6 | Knoxville |
| 1999 | W | 23 | 21 | 4/2 | Gainesville |
| 2000 | W | 27 | 23 | 6/11 | Knoxville |
| 2001 | L | 32 | 34 | 2/5 | Gainesville |
| 2002 | W | 30 | 13 | 10/4 | Knoxville |
| 2003 | L | 10 | 24 | 17/12 | Gainesville |
| 2004 | L | 28 | 30 | 11/13 | Knoxville |
| 2005 | W | 16 | 7 | 6/5 | Gainesville |
| 2006 | W | 21 | 20 | 7/13 | Knoxville |
| 2007 | W | 59 | 20 | 5/22 | Gainesville |
| 2008 | W | 30 | 6 | 4/NR | Knoxville |
| 2009 | W | 23 | 13 | 1/NR | Gainesville |
| 2010 | W | 31 | 17 | 10/NR | Knoxville |
| 2011 | W | 33 | 23 | 16/RV | Gainesville |

TEXAS A&M

Series tied 1-1

| Year | W/L | UF | TAMU | Rank (UF/TAMU) | Location |
|------|-----|----|------|----------------|-------------|
| 1962 | W | 42 | 6 | | Gainesville |
| 1976 | L | 14 | 37 | NR/10 | El Paso@ |

VANDERBILT

Florida leads series 34-9-2

| Year | W/L | UF | VU | Rank (UF/VU) | Location |
|------|-----|----|----|--------------|--------------|
| 1945 | L | 0 | 7 | | Gainesville |
| 1946 | L | 0 | 20 | | Nashville |
| 1949 | L | 17 | 22 | | Jacksonville |

| | | | | | |
|------|---------|----|----|-------|-------------|
| 1950 | W | 31 | 27 | NR/13 | Nashville |
| 1951 | W | 33 | 13 | | Gainesville |
| 1952 | L | 13 | 20 | | Nashville |
| 1955 | L | 6 | 21 | | Nashville |
| 1956 | W | 21 | 7 | | Nashville |
| 1957 | W | 14 | 7 | | Gainesville |
| 1958 | T | 6 | 6 | 18/NR | Gainesville |
| 1959 | L | 6 | 13 | 19/NR | Nashville |
| 1960 | W | 12 | 0 | | Gainesville |
| 1961 | W | 7 | 0 | | Nashville |
| 1962 | W | 42 | 7 | | Gainesville |
| 1963 | W | 21 | 0 | | Nashville |
| 1966 | W | 13 | 0 | | Nashville |
| 1967 | W | 27 | 22 | | Gainesville |
| 1968 | T | 14 | 14 | 15/NR | Nashville |
| 1969 | W | 41 | 20 | 10/NR | Gainesville |
| 1974 | L | 10 | 24 | 8/NR | Nashville |
| 1975 | W | 35 | 0 | 18/NR | Gainesville |
| 1982 | L | 29 | 31 | 14/NR | Nashville |
| 1983 | W | 29 | 10 | 9/NR | Gainesville |
| 1988 | L | 9 | 24 | 20/NR | Nashville |
| 1989 | W | 34 | 11 | 25/NR | Gainesville |
| 1992 | W | 41 | 21 | 9/NR | Nashville |
| 1993 | W | 52 | 0 | 8/NR | Gainesville |
| 1994 | W | 24 | 7 | 3/NR | Nashville |
| 1995 | W | 38 | 7 | 3/NR | Gainesville |
| 1996 | W | 28 | 21 | 1/NR | Nashville |
| 1997 | W | 20 | 7 | 13/NR | Gainesville |
| 1998 | W | 45 | 13 | 5/NR | Nashville |
| 1999 | W | 13 | 6 | 5/NR | Gainesville |
| 2000 | W | 43 | 20 | 6/NR | Nashville |
| 2001 | W | 71 | 13 | 4/NR | Gainesville |
| 2002 | W | 21 | 17 | 23/NR | Nashville |
| 2003 | W | 35 | 17 | 17/NR | Gainesville |
| 2004 | W | 34 | 17 | | Nashville |
| 2005 | W (2OT) | 49 | 42 | 13/NR | Gainesville |
| 2006 | W | 25 | 19 | 7/NR | Nashville |
| 2007 | W | 49 | 22 | 18/NR | Gainesville |
| 2008 | W | 42 | 14 | 4/NR | Nashville |
| 2009 | W | 27 | 3 | 1/NR | Gainesville |
| 2010 | W | 55 | 14 | | Nashville |
| 2011 | W | 26 | 21 | | Gainesville |

UF ON COLLEGE GAMEDAY

| | | | | |
|----------|--------------------|--|---|-------|
| 11/25/95 | Gainesville, Fla. | Florida (3) vs. Florida State (6) | W | 35-24 |
| 1/2/96 | Tempe, Ariz. | Florida (2) vs. Nebraska (1) (Fiesta Bowl) | L | 62-24 |
| 9/21/96 | Knoxville, Tenn. | Florida (4) at Tennessee (2) | W | 35-29 |
| 11/30/96 | Tallahassee, Fla. | Florida (1) at Florida State (2) | L | 24-21 |
| 1/2/97 | New Orleans, La. | Florida (3) vs. Florida State (1) (Sugar Bowl) | W | 52-20 |
| 9/20/97 | Gainesville, Fla. | Florida (3) vs. Tennessee (4) | W | 33-20 |
| 10/11/97 | Baton Rouge, La. | Florida (1) at LSU (14) | L | 28-21 |
| 10/18/97 | Auburn, Ala. | Florida (7) at Auburn (6) | W | 24-10 |
| 11/22/97 | Gainesville, Fla. | Florida (10) vs. Florida State (2) | W | 32-29 |
| 9/18/99 | Gainesville, Fla. | Florida (4) vs. Tennessee (2) | W | 23-21 |
| 10/30/99 | Jacksonville, Fla. | Florida (5) vs. Georgia (10) | W | 30-14 |
| 11/20/99 | Gainesville, Fla. | Florida (3) vs. Florida State (1) | L | 30-23 |
| 9/16/00 | Knoxville, Tenn. | Florida (6) at Tennessee (11) | W | 27-23 |
| 11/18/00 | Tallahassee, Fla. | Florida (4) at Florida State (3) | L | 30-7 |
| 11/10/01 | Columbia, S.C. | Florida (4) at South Carolina (14) | W | 54-17 |
| 12/1/01 | Gainesville, Fla. | Florida (2) vs. Tennessee (5) | L | 34-32 |
| 9/7/02 | Gainesville, Fla. | Florida (6) vs. Miami (1) | L | 41-16 |
| 9/21/02 | Knoxville, Tenn. | Florida (10) at Tennessee (4) | W | 30-13 |
| 11/2/02 | Jacksonville, Fla. | Florida (NR) vs. Georgia (5) | W | 20-13 |
| 11/29/03 | Gainesville, Fla. | Florida (11) vs. Florida State (9) | L | 38-34 |
| 10/29/05 | Jacksonville, Fla. | Florida (16) vs. Georgia (4) | W | 14-10 |
| 10/7/06 | Gainesville, Fla. | Florida (5) vs. LSU (9) | W | 23-10 |
| 10/14/06 | Auburn, Ala. | Florida (2) at Auburn (11) | L | 27-17 |
| 1/8/07 | Glendale, Ariz. | Florida (2) vs. Ohio State (1) (BCS CG) | W | 41-14 |

| | | | | |
|----------|---------------------|---------------------------------------|---|-------|
| 10/6/07 | Baton Rouge, La. | Florida (9) at LSU (1) | L | 28-24 |
| 10/20/07 | Lexington, Ky. | Florida (14) at Kentucky (8) | W | 45-37 |
| 9/6/08 | Gainesville, Fla. | Florida (5) vs. Miami (NR) | W | 26-3 |
| 12/6/08 | Atlanta, Ga. | Florida (2) vs. Alabama (1) (SEC CG) | W | 31-20 |
| 1/8/09 | Miami Gardens, Fla. | Florida (1) vs. Oklahoma (2) (BCS CG) | W | 24-14 |
| 10/10/09 | Baton Rouge, La. | Florida (1) at LSU (4) | W | 13-3 |
| 11/28/09 | Gainesville, Fla. | Florida (1) vs. Florida State (NR) | W | 37-10 |
| 12/5/09 | Atlanta, Ga. | Florida (1) vs. Alabama (2) (SEC CG) | L | 32-13 |

Appearances: 33*

Overall Record: 21-11

*On 4/12/08, UF became the first school to have College GameDay on site for its spring game.

Times Hosted: 11
 Home Record: 7-4
 Florida State: 3-2
 LSU: 1-0
 Miami: 1-1
 Tennessee: 2-1
 True Road Games: 12
 Road Record: 7-5
 At Auburn: 1-1
 At Florida State: 0-2
 At Kentucky: 1-0

At LSU: 1-2
 At South Carolina: 1-0
 At Tennessee: 3-0
 Neutral Site Appearances: 9
 Neutral Record: 7-2
 BCS National Championship: 2-0
 Florida-Georgia: 3-0
 Fiesta Bowl: 0-1
 SEC Championship: 1-1
 Sugar Bowl: 1-0

FLORIDA FIELD RECORDS

OFFENSIVE TEAM RECORDS

Rushing Yards:

531 vs. Utah, 1977
 466 vs. New Mexico, 1989
 454 vs. Vanderbilt, 1975
 415 vs. Houston, 1976
 404 vs. Duke, 1975
 394 vs. Citadel, 2008
 394 vs. West Texas, 1982
 393 vs. Cincinnati, 1984
 391 vs. Duke, 1974
 390 vs. Furman, 1950
 370 vs. Rice, 1976
 370 vs. Tennessee, 1977
 369 vs. Charleston Southern, 2009
 364 vs. Florida State, 1973
 362 vs. Vanderbilt, 1989
 356 vs. Florida State, 1975
 348 vs. Mississippi State, 1987

Passing Yards:

512 vs. SW Louisiana, 1993
 506 vs. Northern Illinois, 1995
 471 vs. Northern Illinois, 1991
 463 vs. Southern Miss., 1994
 452 vs. Kentucky, 1998
 449 vs. Mississippi State, 1993
 443 vs. Florida State, 1995
 433 vs. UCF, 2006
 420 vs. South Carolina, 1994
 414 vs. South Carolina, 1998
 409 vs. Houston, 1969
 407 vs. Citadel, 1998
 403 vs. Vanderbilt, 1995
 399 vs. New Mexico State, 1994
 394 vs. Georgia Southern, 1996
 394 vs. Oklahoma State, 1990

Total Offense:

774 vs. West Texas State, 1982
 708 vs. Central Michigan, 1997
 705 vs. Citadel, 2008
 695 vs. Northern Illinois, 1995
 663 vs. Troy, 2009
 658 vs. Georgia Southern, 1996
 642 vs. SW Louisiana, 1993
 637 vs. UCF, 2006
 635 vs. LSU, 1996
 629 vs. Western Michigan, 1999
 625 vs. Auburn, 1996
 624 vs. Charleston Southern, 2009
 619 vs. Mississippi State, 1993
 618 vs. New Mexico State, 1994
 615 vs. Houston, 1976
 604 vs. Northern Illinois, 1991
 595 vs. Akron, 1990
 594 vs. Citadel, 1998

OFFENSIVE INDIVIDUAL RECORDS

Rushing Yards:

316 – Emmitt Smith, vs. New Mexico, 1989
 210 – Ciatrick Fason, vs. Kentucky, 2004
 204 – Jimmy DuBose, vs. Florida State, 1975
 202 – Emmitt Smith, vs. Vanderbilt, 1989
 199 – Chuck Hunsinger, vs. Furman, 1949
 193 – Errict Rhett, vs. Kentucky, 1992
 180 – Jimmy DuBose, vs. Vanderbilt, 1975
 179 – John L. Williams, vs. West Texas State, 1982
 177 – Bobby Forbes, vs. Jacksonville NAS, 1944
 175 – Emmitt Smith, vs. Temple, 1987
 173 – Emmitt Smith vs. Mississippi State, 1987
 170 – Errict Rhett, vs. Alabama, 1991
 167 – Percy Harvin vs. South Carolina, 2008
 165 – Neal Anderson, vs. Indiana State, 1983
 164 – Emmitt Smith, vs. Mississippi State, 1988
 162 – Fred Taylor, vs. Florida State, 1997
 160 – Neal Anderson, vs. Tennessee, 1985

Longest Rushing Plays:

96 – Emmitt Smith, vs. Mississippi State, 1988
 91 – Willie Wilder, vs. Mississippi State, 1976
 86 – John L. Williams, vs. West Texas State, 1982
 84 – Bobby Lance, vs. Auburn, 1954
 90 – Percy Harvin vs. South Carolina, 2008
 80 – Jimmy DuBose, vs. Vanderbilt, 1975
 76 – Chris Rainey vs. Charleston Southern, 2009
 75 – Bob Hoover, vs. Texas A&M, 1962
 75 – Lorenzo Hampton, vs. West Texas State, 1982

Passing Yards:

458 – Eric Kresser vs. Northern Illinois, 1995
 449 – Danny Wuerffel vs. Mississippi State, 1993
 448 – Terry Dean vs. SW Louisiana, 1993
 443 – Danny Wuerffel vs. Florida State, 1995
 381 – Danny Wuerffel vs. Tennessee, 1995
 362 – Shane Matthews vs. Kentucky, 1991
 360 – Doug Johnson vs. South Carolina, 1998
 357 – Danny Wuerffel vs. South Carolina, 1994
 352 – Chris Leak vs. UCF, 2006
 351 – Shane Matthews vs. Mississippi State, 1990
 346 – Danny Wuerffel vs. Auburn, 1993
 343 – Doug Johnson vs. Tennessee, 1999
 343 – Kerwin Bell vs. Florida State, 1985
 342 – John Reaves vs. Houston, 1969
 340 – Shane Matthews vs. Kentucky, 1992
 338 – Tim Tebow vs. Florida Atlantic, 2007
 336 – Shane Matthews vs. Northern Illinois, 1991

Receiving Yards:

222 – Travis McGriff vs. South Carolina, 1998
 199 – Chris Doering vs. Mississippi State, 1993
 192 – Ike Hilliard vs. Florida State, 1995
 186 – Percy Harvin vs. Ole Miss, 2008
 185 – Jacquez Green vs. Tennessee, 1997
 182 – Carlos Alvarez vs. Houston, 1969
 169 – Chris Doering vs. Vanderbilt, 1995
 168 – Jabar Gaffney vs. South Carolina, 2000
 165 – Chris Collinsworth vs. Mississippi State, 1978
 164 – Andre Caldwell vs. Florida Atlantic, 2007
 163 – Wes Chandler vs. Auburn, 1976
 161 – Darrell Jackson vs. Tennessee 1999
 161 – Wes Chandler vs. SMU, 1975
 161 – Ricky Nattiel vs. Florida State, 1985
 156 – Ike Hilliard vs. Auburn, 1996
 153 – Jack Jackson vs. SW Louisiana, 1993

Consecutive Completions:

17 – Chris Leak vs. Wyoming, 2005

Longest Passing Plays:

96 – Eric Kresser to Jacquez Green vs. Northern Illinois, 1995
 92 – Kyle Morris to Stacey Simmons vs. Montana State, 1988
 87 – Eric Kresser to Reidel Anthony vs. Southern Miss., 1994
 84 – Kyle Morris to Tony Lomack vs. Louisiana Tech, 1989
 83 – John Brantley to Chris Rainey vs. Tennessee, 2011
 82 – Kerwin Bell to Frankie Neal vs. Florida State, 1985
 80 – John Brantley to Andre Debose vs. Furman, 2011
 80 – Chris Leak to Chad Jackson vs. Louisiana Tech, 2005
 77 – Kyle Morris to Stacey Simmons vs. Indiana State, 1988
 77 – Tim Tebow to Deonte Thompson vs. Arkansas, 2009
 77 – Danny Wuerffel to Jacquez Green vs. Vanderbilt, 1995

Total Offense:

460 – Eric Kresser vs. Northern Illinois, 1995; 458 pass, 2 run
 428 – Danny Wuerffel vs. Mississippi State, 1993; 449 pass, -21 run
 424 – Tim Tebow vs. South Carolina, 2007; 304 pass, 120 run
 418 – Terry Dean vs. SW Louisiana, 1993; 448 pass, -30 run
 407 – Danny Wuerffel vs. Florida State, 1995; 443 pass, -36 run
 377 – Danny Wuerffel vs. Tennessee, 1995; 381 pass, -4 run
 375 – Doug Johnson vs. South Carolina, 1998; 360 pass, 15 run
 369 – Tim Tebow vs. Florida Atlantic, 2007; 338 pass, 31 run
 368 – Chris Leak vs. UCF, 2006; 352 pass, 16 run
 360 – Tim Tebow vs. Tennessee, 2007; 299 pass, 61 run
 358 – Danny Wuerffel vs. South Carolina, 1994; 357 pass, 1 run
 357 – Shane Matthews vs. Kentucky, 1991; 362 pass, -5 run
 352 – Doug Johnson vs. Tennessee, 1999; 343 pass, 9 run
 351 – Tim Tebow vs. Florida State, 2007; 262 pass, 89 run
 349 – Shane Matthews vs. Mississippi State, 1990; 351 pass, -2 run
 338 – Tim Tebow vs. Western Kentucky, 2007; 300 pass, 38 run

FLORIDA FOOTBALL SWAMP QUICK FACTS:

Seasons: 82 (first season was 1930)
 Record: 303-97-13 (.749)
 UF vs. SEC: 139-60-7 (.692)
 Capacity: 88,548
 Largest Crowd: 90,907 – November 28, 2009 vs. Florida State
 Longest Winning Streak: 30 games
 (October 29, 1994 – September 18, 1999)
 Largest Margin of Victory: 76 (82-6 vs. Central Michigan, 1997)

2011 College Football Attendance Leaders

| | |
|-------------------|---------------|
| 1. Michigan | 112,179 |
| 2. Ohio State | 105,231 |
| 3. Alabama | 101,821 |
| 4. Penn State | 101,427 |
| 5. Texas | 100,524 |
| 6. Tennessee | 94,642 |
| 7. LSU | 92,868 |
| 8. Georgia | 92,613 |
| 9. FLORIDA | 89,061 |
| 10. Auburn | 87,183 |

Florida Field Best Seasonal Attendance Average

| | | | |
|------|--------|------|--------|
| 2009 | 90,635 | 1999 | 85,493 |
| 2008 | 90,544 | 1997 | 85,463 |
| 2010 | 90,511 | 2001 | 85,432 |
| 2006 | 90,409 | 1996 | 85,404 |
| 2007 | 90,388 | 1998 | 85,299 |
| 2005 | 90,177 | 1994 | 85,284 |
| 2011 | 89,061 | 2000 | 85,253 |
| 2004 | 88,409 | 2002 | 85,185 |

Longest Home Win Streaks in Florida History

| Games | Started | Ended |
|-------|------------|------------|
| 30 | 10/29/1994 | 10/2/1999 |
| 23 | 9/8/1990 | 11/27/1993 |
| 20 | 11/28/1909 | 10/20/1917 |
| 18 | 10/16/2004 | 9/30/2007 |
| 17 | 9/12/1981 | 9/8/1984 |
| 17 | 11/17/1973 | 10/8/1977 |

Home Records Since 1990

| | Record | Pct. |
|-------------------|---------------|--------------|
| 1. Nebraska | 129-19 | .8716 |
| 2. FLORIDA | 122-18 | .8714 |
| 3. Florida State | 103-19-1 | .841 |
| 4. Kansas State | 117-22-1 | .839 |
| 5. Texas A&M | 107-30-1 | .779 |

FLORIDA FIELD TIMELINE

1906-1911

When the Gator football program started in 1906 under Head Coach James Forsythe, prior to the existence of The Swamp, Florida played home football games in Gainesville at the "ball park field," which is now located on the old Arlington Street bordering the Utility Center. The Gators compiled an 18-1-1 record from 1906-11.

1912-1929

From 1912-29, Florida football was played at Fleming Field on the UF campus. Situated just north of the current Ben Hill Griffin Stadium, the Gators went 46-6-1 on Fleming Field prior to playing on Florida Field.

April 16, 1930

Construction begins on original Florida Field.

October 27, 1930

Construction completed on original Florida Field (capacity 21,769). The original stadium consisted of the lower half of the current stadium.

November 8, 1930

Dedication of Florida Field as sellout crowd of 21,769 watches Florida versus Alabama. The legendary Red Barber, a UF student, calls the play-by-play.

October 13, 1934

Florida Field dedicated to memory of servicemen who died in World War I.

December 16, 1949

Plans drawn to add 11,200 seats to west stands. Expansion completed for 1950 season, bringing total capacity, including temporary bleachers, to 40,116.

September 23, 1950

The first night game is played at Florida Field versus The Citadel.

December 1965

Construction starts on east-side 10,000-seat addition, bringing permanent seating to 56,164. Also temporary bleachers were moved into the south end zone for total capacity of 62,800 during 1966 season.

April 1971

Artificial surface installed.

August 1982

Completion of south end zone, bringing capacity to 72,000. Athletic training center, skybox tower and modern press box also involved in this project.

September 9, 1989

Football stadium named Ben Hill Griffin Stadium at Florida Field during dedication ceremonies. The stadium is named in honor of Ben Hill Griffin Jr., a life-long Gator supporter and fan who had been extremely benevolent and generous to several sectors at the University of Florida.

June 30, 1990

Natural grass replaces artificial turf at Florida Field.

September 1991

Construction completed on new north end zone. Capacity now stands at 83,000, making Florida Field one of the eight largest on-campus collegiate football stadiums in the nation and the largest stadium in the state of Florida. The north end zone addition costs \$17 million, but involves no state funding.

November 30, 1991

Ben Hill Griffin Stadium is the site of the largest football crowd (collegiate or professional) in state of Florida history (85,461 vs. Florida St.). During the 1991 and 1992 seasons, the stadium will be the site of the 12 largest crowds in state history.

October 12, 1991

The official dedication of the new north end zone is held as Florida meets Tennessee. Red Barber, who called the original dedication game in 1930, is UF's special guest of honor.

End of 1991 Season

Head Coach Steve Spurrier tags Ben Hill Griffin Stadium at Florida Field "The Swamp." Spurrier says, "The Swamp is where Gators live. We feel comfortable there, but we hope our opponents feel tentative. A swamp is hot and sticky and can be dangerous."

Prior to 1998 Season

Florida completes a \$5 million renovation of the Ben Hill Griffin Training Complex in the south endzone, making the facility one of the nation's elite.

Prior to 2003 Season

Construction completed on a two-year, \$50 million stadium expansion/renovation that includes the addition of 2,900 luxury club seats, expanded press level, renovated and enlarged Bull Gator Deck, enlarged President's Suite and 34 additional suites funded by private support from Gator Boosters and fans.

Prior to 2004 Season

A high-resolution video board highlights the brand new Daktronics scoreboard in the north end of Ben Hill Griffin Stadium. In addition, a state-of-the-art sound system is installed throughout the stadium. The project cost is \$2 million.

February 2007

Construction to the southwest area of the stadium begins, including renovation to the football offices, weight room, training room and team areas.

August 2008

The \$28 million in construction and renovation to the James W. "Bill" Heavener Football Complex is completed, including an expansion of the strength and conditioning room, a new Gator Room, renovation to the football offices and a trophy complex with a tribute to Gator greats.

August 2009

Prior to the 2009 season, construction is completed on a \$5.6 million project installing Daktronics HD-16 high resolution screens to replace the old north and south end zone scoreboards.

April 2011

Statues of Florida's three Hesiman winners -- Steve Spurrier, Danny Wuerffel and Tim Tebow -- are unveiled on the west side of the stadium at halftime of the spring game.

Prior to 2012 Season

Renovations to the West Concourse result in enhanced restroom facilities, better overall lighting, improved crowd circulation and wider concessions with more points of sale, including new food items not previously offered in the stadium.

BEN HILL GRIFFIN STADIUM AT FLORIDA FIELD

Top Attendance Games

| | Att. | Date | Opponent | W/L |
|-----|--------|--------------------|---------------------|---------|
| 1. | 90,907 | November 28, 2009 | Florida State | W 37-10 |
| 2. | 90,894 | September 19, 2009 | Tennessee | W 23-13 |
| 3. | 90,888 | October 1, 2011 | Alabama | L 10-38 |
| 4. | 90,885 | November 13, 2010 | South Carolina | L 14-36 |
| 5. | 90,833 | September 6, 2008 | Miami (FL) | W 26-3 |
| 6. | 90,798 | November 26, 2011 | Florida State | L 7-21 |
| 7. | 90,744 | September 17, 2011 | Tennessee | W 33-23 |
| 8. | 90,721 | October 9, 2010 | LSU | L 29-33 |
| 9. | 90,716 | September 17, 2005 | Tennessee | W 16-7 |
| 10. | 90,714 | October 7, 2006 | LSU | W 23-10 |
| 11. | 90,707 | September 15, 2007 | Tennessee | W 59-20 |
| 12. | 90,707 | September 3, 2005 | Wyoming | W 32-14 |
| 13. | 90,703 | November 11, 2006 | South Carolina | W 17-16 |
| 14. | 90,694 | November 7, 2009 | Vanderbilt | W 27-3 |
| 15. | 90,685 | September 29, 2007 | Auburn | L 17-20 |
| 16. | 90,684 | October 11, 2008 | LSU | W 51-21 |
| 17. | 90,669 | November 26, 2005 | Florida State | W 34-7 |
| 18. | 90,646 | November 15, 2008 | South Carolina | W 56-6 |
| 19. | 90,621 | September 5, 2009 | Charleston Southern | W 62-3 |
| 20. | 90,617 | September 30, 2006 | Alabama | W 28-13 |

SHUTOUTS

| | | |
|------|-----------------------|-------|
| 1906 | Gainesville AC | 6-0 |
| 1906 | Rollins | 6-0 |
| 1906 | Jacksonville AC | 19-0 |
| 1906 | Athens AC | 10-0 |
| 1906 | Jacksonville AC | 39-0 |
| 1907 | Columbia AC | 6-0 |
| 1907 | Jacksonville AC | 21-0 |
| 1907 | Jacksonville AC | 17-0 |
| 1908 | Jacksonville AC | 4-0 |
| 1908 | Columbia College | 6-0 |
| 1908 | Jacksonville AC | 37-0 |
| 1909 | Gainesville AC | 5-0 |
| 1909 | Rollins | 14-0 |
| 1909 | Olympics | 11-0 |
| 1909 | Olympics | 28-0 |
| 1909 | Tallahassee AC | 26-0 |
| 1910 | Gainesville Guards | 23-0 |
| 1910 | Georgia A&M | 52-0 |
| 1910 | Rollins | 38-0 |
| 1910 | Charleston | 34-0 |
| 1910 | Columbia | 33-0 |
| 1911 | Columbia | 9-0 |
| 1911 | Stetson | 27-0 |
| 1911 | College of Charleston | 21-0 |
| 1912 | College of Charleston | 78-0 |
| 1912 | Tampa AC | 44-0 |
| 1912 | Vedado Club | 28-0 |
| 1913 | Florida Southern | 144-0 |
| 1913 | Maryville | 39-0 |
| 1913 | Mercer | 24-0 |
| 1914 | Kings College | 36-0 |
| 1914 | Florida Southern | 59-0 |
| 1914 | Wofford | 36-0 |
| 1914 | Citadel | 7-0 |
| 1914 | Mercer | 14-0 |
| 1915 | Florida Southern | 45-0 |
| 1915 | Citadel | 6-0 |
| 1919 | Mercer | 48-0 |
| 1919 | Stetson | 64-0 |
| 1919 | South Carolina | 13-0 |
| 1920 | Newberry | 21-0 |
| 1920 | Florida Southern | 13-0 |
| 1920 | Mercer | 30-0 |
| 1920 | Stetson | 21-0 |
| 1920 | Stetson | 36-0 |
| 1921 | U.S. Infantry | 6-0 |

| | | |
|------|---------------------|------|
| 1921 | Rollins | 33-0 |
| 1921 | Mercer | 7-0 |
| 1921 | Howard | 34-0 |
| 1922 | Rollins | 19-0 |
| 1922 | American Legion | 14-0 |
| 1922 | Howard College | 57-0 |
| 1922 | Mississippi College | 58-0 |
| 1922 | Oglethorpe | 12-0 |
| 1923 | Rollins | 28-0 |
| 1923 | Stetson | 27-0 |
| 1923 | Southern | 53-0 |
| 1924 | Rollins | 77-0 |
| 1924 | Wake Forest | 34-0 |
| 1924 | Florida Southern | 27-0 |
| 1924 | Mississippi State | 27-0 |
| 1924 | Drake | 10-0 |
| 1925 | Mercer | 24-0 |
| 1925 | Florida Southern | 9-0 |
| 1925 | Rollins | 65-0 |
| 1925 | Clemson | 42-0 |
| 1925 | Mississippi State | 12-0 |
| 1926 | Florida Southern | 16-0 |
| 1926 | Clemson | 33-0 |
| 1928 | Florida Southern | 26-0 |
| 1928 | Auburn | 27-0 |
| 1928 | Mercer | 73-0 |
| 1929 | Southern | 54-0 |
| 1929 | Auburn | 19-0 |
| 1930 | N.C. State | 27-0 |
| 1930 | Auburn | 7-0 |
| 1930 | Chicago | 19-0 |
| 1930 | Clemson | 27-0 |
| 1931 | N.C. State | 31-0 |
| 1932 | Sewanee | 19-0 |
| 1933 | Stetson | 28-0 |
| 1933 | North Carolina | 9-0 |
| 1933 | Maryland | 19-0 |
| 1934 | N.C. State | 14-0 |
| 1934 | Stetson | 14-0 |
| 1935 | Stetson | 34-0 |
| 1935 | Sewanee | 20-0 |
| 1935 | South Carolina | 22-0 |
| 1936 | Stetson | 32-0 |
| 1937 | Stetson | 18-0 |
| 1937 | Sewanee | 21-0 |
| 1937 | Georgia | 6-0 |

| | | |
|------|-------------------|------|
| 1938 | Tampa | 33-0 |
| 1939 | Stetson | 21-0 |
| 1939 | Boston College | 7-0 |
| 1939 | Tampa | 7-0 |
| 1939 | Maryland | 14-0 |
| 1939 | Miami | 13-0 |
| 1940 | Tampa | 23-0 |
| 1940 | Maryland | 19-0 |
| 1941 | Randolph Macon | 26-0 |
| 1941 | Miami | 14-0 |
| 1942 | Randolph Macon | 45-0 |
| 1942 | Auburn | 6-0 |
| 1944 | Miami | 13-0 |
| 1945 | SW Louisiana | 45-0 |
| 1945 | Presbyterian | 41-0 |
| 1949 | The Citadel | 13-0 |
| 1951 | Wyoming | 13-0 |
| 1952 | The Citadel | 33-0 |
| 1952 | Georgia | 30-0 |
| 1952 | Kentucky | 27-0 |
| 1953 | Stetson | 45-0 |
| 1953 | The Citadel | 60-0 |
| 1954 | Mississippi State | 7-0 |
| 1954 | Tennessee | 14-0 |
| 1955 | George Washington | 28-0 |
| 1956 | Mississippi State | 26-0 |
| 1956 | Rice | 7-0 |
| 1956 | Auburn | 20-0 |
| 1956 | Georgia | 28-0 |
| 1957 | Wake Forest | 27-0 |
| 1957 | Georgia | 22-0 |
| 1957 | Miami | 14-0 |
| 1959 | Tulane | 30-0 |
| 1960 | Florida State | 3-0 |
| 1960 | Vanderbilt | 12-0 |
| 1960 | Miami | 18-0 |
| 1961 | Vanderbilt | 7-0 |
| 1963 | Vanderbilt | 21-0 |
| 1963 | Florida State | 7-0 |
| 1964 | South Carolina | 37-0 |
| 1964 | Auburn | 14-0 |
| 1965 | Ole Miss | 17-0 |
| 1966 | Vanderbilt | 13-0 |
| 1967 | Illinois | 14-0 |
| 1967 | Tulane | 35-0 |
| 1970 | Richmond | 20-0 |

| | | |
|------|---------------------|------|
| 1972 | Ole Miss | 16-0 |
| 1972 | Kentucky | 40-0 |
| 1973 | Florida State | 49-0 |
| 1975 | Vanderbilt | 35-0 |
| 1978 | Mississippi State | 34-0 |
| 1980 | Louisville | 13-0 |
| 1984 | Syracuse | 16-0 |
| 1984 | Georgia | 27-0 |
| 1985 | LSU | 20-0 |
| 1985 | SW Louisiana | 45-0 |
| 1987 | Tulsa | 52-0 |
| 1987 | Cal-State Fullerton | 65-0 |
| 1988 | Montana State | 69-0 |
| 1988 | Indiana State | 58-0 |
| 1988 | Mississippi State | 17-0 |
| 1989 | Mississippi State | 21-0 |
| 1990 | Akron | 59-0 |
| 1991 | Alabama | 35-0 |
| 1991 | LSU | 16-0 |
| 1993 | Vanderbilt | 52-0 |
| 1994 | Tennessee | 31-0 |
| 1996 | Kentucky | 65-0 |
| 2000 | Middle Tennessee | 55-0 |
| 2001 | Mississippi State | 52-0 |
| 2006 | Central Florida | 42-0 |
| 2006 | Western Carolina | 62-0 |
| 2011 | UAB | 39-0 |

TOTAL SHUTOUTS: 165

BY DECADE

| | |
|---------------|----|
| 1906-09: | 16 |
| 1910-19: | 24 |
| 1920-29: | 34 |
| 1930-39: | 24 |
| 1940-49: | 10 |
| 1950-59: | 17 |
| 1960-69: | 12 |
| 1970-79: | 6 |
| 1980-89: | 11 |
| 1990-99: | 6 |
| 2000-09: | 4 |
| 2010-present: | 1 |

MARGIN OF VICTORY 40+

| | | |
|------|-----------------------|-------|
| 1910 | Georgia A&M | 52-0 |
| 1912 | College of Charleston | 78-0 |
| 1912 | Tampa AC | 44-0 |
| 1913 | Florida Southern | 144-0 |
| 1914 | Florida Southern | 59-0 |
| 1915 | Florida Southern | 45-0 |
| 1919 | Mercer | 48-0 |
| 1919 | Stetson | 64-0 |
| 1922 | Howard College | 57-0 |
| 1922 | Mississippi College | 58-0 |
| 1923 | Florida Southern | 53-0 |
| 1924 | Rollins | 77-0 |
| 1925 | Rollins | 65-0 |
| 1925 | Clemson | 42-0 |
| 1928 | Mercer | 73-0 |
| 1928 | Sewanee | 71-6 |
| 1928 | Washington & Lee | 60-6 |
| 1929 | Southern | 54-0 |
| 1930 | Georgia Tech | 55-7 |
| 1940 | Miami | 46-6 |
| 1941 | Tampa | 46-6 |
| 1942 | Randolph Macon | 45-0 |
| 1945 | SW Louisiana | 45-0 |
| 1945 | Presbyterian | 41-0 |

| | | |
|------|---------------------|-------|
| 1952 | Clemson | 54-13 |
| 1953 | Stetson | 45-0 |
| 1953 | Citadel | 60-0 |
| 1958 | Arkansas State | 51-7 |
| 1959 | Virginia | 55-10 |
| 1969 | North Carolina | 52-2 |
| 1972 | Kentucky | 40-0 |
| 1973 | Florida State | 49-0 |
| 1975 | Kentucky | 48-7 |
| 1977 | Rice | 48-3 |
| 1981 | Ole Miss | 49-3 |
| 1982 | West Texas State | 77-14 |
| 1984 | Tulane | 63-21 |
| 1985 | SW Louisiana | 45-0 |
| 1986 | Kent State | 52-9 |
| 1987 | Tulsa | 52-0 |
| 1987 | Cal-State Fullerton | 65-0 |
| 1988 | Montana State | 69-0 |
| 1988 | Indiana State | 58-0 |
| 1990 | Oklahoma State | 50-7 |
| 1990 | Akron | 59-0 |
| 1990 | Auburn | 48-7 |
| 1993 | LSU | 58-3 |
| 1993 | SW Louisiana | 61-14 |

| | | |
|------|-------------------|-------|
| 1993 | Vanderbilt | 52-0 |
| 1994 | New Mexico State | 70-21 |
| 1994 | Kentucky | 73-7 |
| 1995 | South Carolina | 63-7 |
| 1996 | Georgia Southern | 62-14 |
| 1996 | Kentucky | 65-0 |
| 1996 | LSU | 56-13 |
| 1996 | Auburn | 51-10 |
| 1996 | Georgia | 47-7 |
| 1997 | Central Michigan | 82-6 |
| 1997 | Arkansas | 56-7 |
| 2000 | Middle Tennessee | 55-0 |
| 2001 | Louisiana-Monroe | 55-6 |
| 2001 | Mississippi State | 52-0 |
| 2001 | Vanderbilt | 71-13 |
| 2002 | UAB | 51-3 |
| 2003 | San Jose State | 65-3 |
| 2003 | Florida A&M | 63-3 |
| 2006 | UCF | 42-0 |
| 2006 | Western Carolina | 62-0 |
| 2007 | Western Kentucky | 49-3 |
| 2008 | Hawaii | 56-10 |
| 2008 | Kentucky | 63-5 |
| 2008 | South Carolina | 56-6 |

| | | |
|------|---------------------|-------|
| 2008 | The Citadel | 70-19 |
| 2009 | Charleston Southern | 62-3 |
| 2009 | Troy | 56-6 |
| 2009 | FIU | 62-3 |
| 2010 | Vanderbilt | 55-14 |

TOTAL 40+ POINT WINS: 77

BY DECADE

| | |
|---------------|----|
| 1906-09: | 0 |
| 1910-19: | 8 |
| 1920-29: | 10 |
| 1930-39: | 1 |
| 1940-49: | 5 |
| 1950-59: | 5 |
| 1960-69: | 1 |
| 1970-79: | 4 |
| 1980-89: | 9 |
| 1990-99: | 16 |
| 2000-09: | 17 |
| 2010-present: | 1 |

SITUATIONAL RECORDS

RECORD VS. DEFENDING NATIONAL CHAMPION

| Date | Opponent (Location) | W/L | Score |
|----------|-----------------------------|-----|-------|
| 11/13/26 | Alabama (Montgomery) | L | 0-49 |
| 11/12/27 | Alabama (Montgomery) | W | 13-6 |
| 10/19/29 | Georgia Tech (Atlanta) | L | 6-19 |
| 11/15/52 | Tennessee (Knoxville) | L | 12-26 |
| 11/1/58 | Auburn (Gainesville) | L | 5-6 |
| 10/24/59 | LSU (Gainesville) | L | 0-9 |
| 10/8/77 | Pittsburgh (Gainesville) | T | 17-17 |
| 10/13/79 | Alabama (Gainesville) | L | 0-40 |
| 11/7/81 | Georgia (Jacksonville) | L | 21-26 |
| 9/1/84 | Miami (Tampa) | L | 20-32 |
| 12/4/93 | Alabama* (Birmingham) | W | 28-13 |
| 11/26/94 | Florida State (Tallahassee) | T | 31-31 |
| 9/18/99 | Tennessee (Gainesville) | W | 23-21 |
| 11/18/00 | Florida State (Tallahassee) | L | 7-30 |
| 9/7/02 | Miami (Gainesville) | L | 16-41 |
| 10/11/08 | LSU (Gainesville) | W | 51-21 |
| 10/2/10 | Alabama (Tuscaloosa) | L | 6-31 |
| 10/15/11 | Auburn (Auburn) | L | 6-17 |

*SEC Championship Game

| | |
|----------------|--------|
| All-Time: | 4-12-2 |
| Home: | 2-4-1 |
| Away: | 1-6-1 |
| Neutral: | 1-2-0 |
| vs. SEC teams: | 4-7-0 |

MEMORABLE RAIN GAMES (Since 1969)

Rain amounts from weather underground (wunderground.com)

| Date | Opponent (Location) | W/L | Score | Rain |
|-----------|--------------------------------|-----|-------|---------|
| 11/9/69 | Georgia (Jacksonville) | L | 51-0 | n/a |
| 11/25/72 | LSU (Gainesville) | T | 3-3 | n/a |
| 9/19/92 | Tennessee (Knoxville) | L | 31-14 | 0.01 in |
| 10/30/93 | Georgia (Jacksonville) | W | 33-26 | 1.80 in |
| 9/17/94 | Tennessee (Knoxville) | W | 31-0 | 0.75 in |
| 9/16/95 | Tennessee (Gainesville) | W | 62-37 | 0.14 in |
| 9/14/02 @ | Ohio (Gainesville) | W | 34-6 | 1.70 in |
| 9/21/02 | Tennessee (Knoxville) | W | 30-13 | 2.25 in |
| 9/11/04 # | Eastern Michigan (Gainesville) | W | 49-10 | 0.17 in |
| 9/1/07 \$ | Western Kentucky (Gainesville) | W | 49-3 | 0.08 in |
| 11/29/08 | Florida State (Tallahassee) | W | 45-15 | 1.34 in |

@ – 46 minute lightning delay

– 104 minute lightning delay

\$ – Game called with 8:23 left in fourth quarter after 72 minute delay due to lightning

BEFORE AND AFTER BYE WEEKS (Since 1990)

Overall after a bye: 28-9

Home after a bye: 8-2

Away after a bye: 8-4

Neutral after a bye: 12-3

Overall before a bye: 25-12

Home before a bye: 17-3

Away before a bye: 8-9

Will Muschamp

Muschamp After a Bye Week:

0-1 (0-0 Home, 0-0 Away, 0-1 Neutral)

10/29/11 Georgia (Jacksonville) L 20-24

Muschamp Before a Bye Week:

0-1 (0-0 Home, 0-1 Away, 0-0 Neutral)

10/15/11 Auburn (Auburn) L 6-17

Urban Meyer

Meyer After a Bye Week:

8-0 (2-0 Home, 3-0 Away, 3-0 Neutral)

10/29/05 Georgia (Jacksonville) W 14-10

11/26/05 Florida State (Gainesville) W 34-7

10/28/06 Georgia (Jacksonville) W 21-14

10/20/07 Kentucky (Lexington) W 45-37

9/20/08 Tennessee (Knoxville) W 30-6

10/25/08 Kentucky (Gainesville) W 63-5

10/10/09 LSU (Baton Rouge) W 13-3

10/30/10 Georgia (Jacksonville) W 34-31/OT

Meyer Before a Bye Week:

3-5 (2-1 Home, 1-4 Away)

10/15/05 LSU (Baton Rouge) L 17-21

11/12/05 South Carolina (Columbia) L 22-30

10/14/06 Auburn (Auburn) L 17-27

10/06/07 LSU (Baton Rouge) L 24-28

9/6/08 Miami (Gainesville) W 26-3

10/11/08 LSU (Gainesville) W 51-21

9/26/09 Kentucky (Lexington) W 41-7

10/16/10 Mississippi St. (Gainesville) L 7-10

Ron Zook

Zook After a Bye Week:

2-2 (0-1 Home, 0-1 Away, 2-0 Neutral)

11/2/02 Georgia (Jacksonville) W 20-13

11/30/02 Florida State (Tallahassee) L 14-31

11/1/03 Georgia (Jacksonville) W 16-13

11/29/03 Florida State (Gainesville) L 34-38

Zook Before a Bye Week:

4-0 (2-0 Home, 2-0 Away)

10/19/02 Auburn (Gainesville) W 30-23

11/16/02 South Carolina (Gainesville) W 28-7

10/18/03 Arkansas (Fayetteville) W 33-28

11/15/03 South Carolina (Columbia) W 24-22

Steve Spurrier

Spurrier After a Bye Week:

18-6 (6-1 Home, 5-3 Away, 7-2 Neutral)

11/3/90 Auburn (Gainesville) W 48-7

12/1/90 Florida State (Tallahassee) L 30-45

11/2/91 Auburn (Auburn) W 31-10

11/30/91 Florida State (Gainesville) W 14-9

10/1/92 Mississippi State (Starkville) L 6-30

10/2/93 Mississippi State (Gainesville) W 38-24

10/30/93 Georgia (Jacksonville) W 33-26

10/1/94 Ole Miss (Oxford) W 38-14

10/29/94 Georgia (Gainesville) W 52-14

9/30/95 Ole Miss (Gainesville) W 28-10

10/28/95 Georgia (Athens) W 52-17

10/21/96 Tennessee (Knoxville) W 35-29

11/2/96 Georgia (Jacksonville) W 47-7

11/30/96 Florida State (Tallahassee) L 21-24

9/20/97 Tennessee (Gainesville) W 33-20

11/1/97 Georgia (Jacksonville) L 17-37

10/31/98 Georgia (Jacksonville) W 38-7

10/30/99 Georgia (Jacksonville) W 30-14

12/4/99 Alabama (Atlanta)* L 7-34

10/28/00 Georgia (Jacksonville) W 34-23

12/2/00 Auburn (Atlanta)* W 28-6

9/22/01 Kentucky (Lexington) W 44-10

10/27/01 Georgia (Jacksonville) W 24-10

12/1/01 Tennessee (Gainesville) L 32-34

*SEC Championship Game

Spurrier Before a Bye Week:

18-6 (13-2 Home, 5-4 Away)

10/20/90 Akron (Gainesville) W 59-0

11/17/90 Kentucky (Lexington) W 47-15

10/19/91 Northern Illinois (Gainesville) W 41-10

11/16/91 Kentucky (Gainesville) W 35-26

9/19/92 Tennessee (Knoxville) L 14-31

9/18/93 Tennessee (Gainesville) W 41-34

10/16/93 Auburn (Auburn) L 35-38

9/17/94 Tennessee (Knoxville) W 31-0

10/15/94 Auburn (Auburn) L 33-36

9/16/95 Tennessee (Gainesville) W 62-37

10/14/95 Auburn (Auburn) W 49-38

9/7/96 Georgia Southern (Gainesville) W 62-14

10/19/96 Auburn (Gainesville) W 51-10

11/16/96 South Carolina (Gainesville) W 52-25

9/6/97 Central Michigan (Gainesville) W 82-6

10/18/97 Auburn (Auburn) W 24-10

10/17/98 Auburn (Gainesville) W 24-3

10/16/99 Auburn (Auburn) W 32-14

11/20/99 Florida State (Gainesville) L 23-30

10/14/00 Auburn (Gainesville) W 38-7

11/18/00 Florida State (Tallahassee) L 7-30

9/8/01 Louisiana-Monroe (Gainesville) W 55-6

10/14/01 Auburn (Gainesville) L 20-23

11/17/01 Florida State (Gainesville) W 37-13

FLORIDA'S UNIFORM SELECTION Since 2005

The last time Florida wore...

| | | | |
|-----------------------------|---------------------|---------------|----------|
| White tops and white pants | at South Carolina | Nov. 12, 2011 | L, 12-17 |
| Blue tops and blue pants | vs. Florida State | Nov. 26, 2011 | L, 7-21 |
| Blue tops and white pants | vs. Ohio State (GB) | Jan. 2, 2012 | W, 24-17 |
| White tops and blue pants | vs. Florida State | Nov. 27, 2010 | L, 7-31 |
| White tops and orange pants | at Auburn | Oct. 15, 2011 | L, 6-17 |
| Orange tops and white pants | vs. FAU | Sept. 3, 2011 | W, 41-3 |

Since 2005 season, UF is:

| Uniforms: | Record | Points For: | Points Against: |
|---------------------------|--------|-------------|-----------------|
| Blue Tops & White Pants | 35-9 | 1649 | 736 |
| Blue Tops & Blue Pants | 10-3 | 428 | 225 |
| White Tops & White Pants | 8-3 | 354 | 216 |
| White Tops & Blue Pants | 14-3 | 464 | 313 |
| White Tops & Orange Pants | 1-2 | 58 | 76 |
| Orange Tops & White Pants | 1-1 | 70 | 36 |

2011 Season

| Date | Opponent | Top/Pant | W/L | Score |
|------------|-------------------|--------------|-----|-------|
| 9/3/2011 | Florida Atlantic | Orange/White | W | 41-3 |
| 9/10/2011 | UAB | Blue/White | W | 39-0 |
| 9/17/2011 | Tennessee | Blue/White | W | 33-23 |
| 9/24/2011 | at Kentucky | White/White | W | 48-10 |
| 10/1/2011 | Alabama | Blue/White | L | 10-38 |
| 10/8/2011 | at LSU | Blue/White | L | 11-41 |
| 10/15/2011 | at Auburn | White/Orange | L | 6-17 |
| 10/29/2011 | vs. Georgia | Blue/White | L | 20-24 |
| 11/5/2011 | Vanderbilt (HC) | Blue/White | W | 26-21 |
| 11/12/2011 | at South Carolina | White/White | L | 12-17 |
| 11/19/2011 | Furman | Blue/White | W | 54-32 |
| 11/26/2011 | Florida St. | Blue/Blue | L | 7-21 |
| 1/2/2012 | vs. Ohio St. | Blue/White | W | 17-24 |

2010 Season

| Date | Opponent | Top/Pant | W/L | Score |
|------------|----------------------|--------------|-----|------------|
| 9/4/2010 | Miami University | Blue/White | W | 34-12 |
| 9/11/2010 | South Florida | Blue/White | W | 38-14 |
| 9/18/2010 | at Tennessee | White/Blue | W | 31-17 |
| 9/25/2010 | Kentucky | Blue/White | W | 48-14 |
| 10/2/2010 | at Alabama | White/Blue | L | 6-31 |
| 10/9/2010 | LSU | Orange/White | L | 29-33 |
| 10/16/2010 | Mississippi St. (HC) | Blue/White | L | 7-10 |
| 10/30/2010 | vs. Georgia | White/Blue | W | 34-31 (OT) |
| 11/6/2010 | at Vanderbilt | White/Blue | W | 55-14 |
| 11/13/2010 | South Carolina | Blue/Blue | L | 14-36 |
| 11/20/2010 | Appalachian St. | Blue/White | W | 48-10 |
| 11/27/2010 | at Florida St. | White/Blue | L | 7-31 |
| 1/1/2011 | vs. Penn St. | White/White | W | 37-24 |

2009 Season

| Date | Opponent | Top/Pant | W/L | Score |
|------------|--------------------|-------------|-----|-------|
| 9/5/2009 | Charleston So. | Blue/White | W | 62-3 |
| 9/12/2009 | Troy | Blue/White | W | 56-6 |
| 9/19/2009 | Tennessee | Blue/Blue | W | 23-13 |
| 9/26/2009 | at Kentucky | White/Blue | W | 41-7 |
| 10/10/2009 | at LSU | Blue/Blue | W | 13-3 |
| 10/17/2009 | Arkansas (HC) | Blue/White | W | 23-20 |
| 10/24/2009 | at Mississippi St. | White/White | W | 29-19 |
| 10/31/2009 | vs. Georgia | Blue/Blue | W | 41-17 |
| 11/7/2009 | Vanderbilt | Blue/White | W | 27-3 |
| 11/14/2009 | at South Carolina | White/White | W | 24-14 |
| 11/23/2009 | FIU | Blue/White | W | 62-3 |
| 11/28/2009 | Florida St. | Blue/Blue | W | 37-10 |
| 12/5/2009 | vs. Alabama | White/White | L | 32-13 |
| 1/1/2010 | vs. Cincinnati | Blue/White | W | 51-24 |

2008 Season

| Date | Opponent | Top/Pant | W/L | Score |
|------------|----------------|-------------|-----|-------|
| 8/30/2008 | Hawaii | Blue/White | W | 56-10 |
| 9/06/2008 | Miami | Blue/Blue | W | 26-3 |
| 9/20/2008 | at Tennessee | White/Blue | W | 30-6 |
| 9/27/2008 | Ole Miss | Blue/White | L | 30-31 |
| 10/04/2008 | at Arkansas | White/Blue | W | 38-7 |
| 10/11/2008 | LSU | Blue/Blue | W | 51-21 |
| 10/25/2008 | Kentucky (HC) | Blue/White | W | 63-5 |
| 11/01/2008 | Georgia | White/White | W | 49-10 |
| 11/08/2008 | at Vanderbilt | White/Blue | W | 42-14 |
| 11/15/2008 | South Carolina | Blue/Blue | W | 56-6 |
| 11/22/2008 | The Citadel | Blue/White | W | 70-19 |
| 11/29/2008 | at Florida St. | White/White | W | 45-15 |
| 12/6/2008 | vs. Alabama | Blue/Blue | W | 31-20 |
| 1/8/2009 | vs. Oklahoma | White/White | W | 24-14 |

2007 Season

| Date | Opponent | Top/Pant | W/L | Score |
|------------|-------------------|-------------|-----|-------|
| 9/01/2007 | Western Kentucky | Blue/White | W | 49-3 |
| 9/08/2007 | Troy | Blue/White | W | 59-31 |
| 9/15/2007 | Tennessee | Blue/White | W | 59-20 |
| 9/22/2007 | at Ole Miss | White/Blue | W | 30-24 |
| 9/29/2007 | Auburn | Blue/White | L | 17-20 |
| 10/6/2007 | at LSU | Blue/White | L | 24-28 |
| 10/20/2007 | at Kentucky | White/Blue | W | 45-37 |
| 10/27/2007 | vs. Georgia | Blue/White | L | 30-42 |
| 11/03/2007 | Vanderbilt | Blue/Blue | W | 49-22 |
| 11/10/2007 | at South Carolina | White/White | W | 51-31 |
| 11/17/2007 | FAU | Blue/White | W | 59-20 |
| 11/25/2007 | Florida St. | Blue/Blue | W | 45-12 |
| 1/01/2008 | vs. Michigan | Blue/Blue | L | 35-41 |

2006 Season

| Date | Opponent | Top/Pant | W/L | Score |
|------------|------------------|------------|-----|-------|
| 9/01/2006 | Southern Miss | Blue/White | W | 34-7 |
| 9/09/2006 | Central Florida | Blue/White | W | 42-0 |
| 9/16/2006 | Tennessee | White/Blue | W | 21-20 |
| 9/23/2006 | Kentucky | Blue/White | W | 26-7 |
| 9/30/2006 | Alabama | Blue/White | W | 28-13 |
| 10/07/2006 | LSU | Blue/White | W | 23-10 |
| 10/14/2006 | Auburn | White/Blue | L | 17-27 |
| 10/28/2006 | Georgia | White/Blue | W | 21-14 |
| 11/4/2006 | Vanderbilt | White/Blue | W | 25-19 |
| 11/11/2006 | South Carolina | Blue/White | W | 17-16 |
| 11/18/2006 | Western Carolina | Blue/White | W | 62-0 |
| 11/25/2006 | Florida St. | White/Blue | W | 21-14 |
| 12/02/2006 | Arkansas | Blue/White | W | 38-28 |
| 1/08/2006 | Ohio State | Blue/White | W | 41-14 |

2005 Season

| Date | Opponent | Top/Pant | W/L | Score |
|------------|------------------------|--------------|-----|-------|
| 9/03/2005 | Wyoming | Blue/White | W | 32-14 |
| 9/10/2005 | Louisiana Tech | Blue/White | W | 41-3 |
| 9/17/2005 | Tennessee | Blue/White | W | 16-7 |
| 9/24/2005 | at Kentucky | White/Orange | W | 49-28 |
| 10/01/2005 | at Alabama | White/Orange | L | 3-31 |
| 10/08/2005 | Mississippi State (HC) | Blue/White | W | 35-9 |
| 10/15/2005 | at LSU | Blue/White | L | 17-21 |
| 10/29/2005 | Georgia | Blue/White | W | 14-10 |
| 11/05/2005 | Vanderbilt | Blue/White | W | 49-42 |
| 11/12/2005 | at South Carolina | White/White | L | 22-30 |
| 11/26/2005 | Florida St. | Blue/White | W | 34-7 |
| 1/02/2006 | Iowa | Blue/White | W | 31-24 |

OVERTIME GAMES: RESULTS, NOTES AND SUPERLATIVES

All-Time Record: 3-2

Home: 2-1 • Away: 0-1 • Neutral: 1-0

Sept. 19, 1998 at Tennessee – L, 17-20

- This game marked the first overtime game for both No. 2 Florida and No. 6 Tennessee.
- The game was played at Tennessee in Neyland Stadium before a crowd of 107,653.
- During overtime, the game came down to field goals. Tennessee's Jeff Hall hit a 42-yard field goal and Florida's Collins Cooper missed a 32-yarder wide left to end the game.
- Quarterback Jesse Palmer completed each of his first 10 passes.

October 2, 1999 vs. Alabama – L, 40-39

- The overtime loss marked the first time in 31 games that Florida lost in The Swamp.
- The contest had eight lead changes. Alabama had the ball for just less than 43 minutes compared to the Gators 17 minutes of possession.
- The 39 points scored against Alabama was the most points scored by a UF team in a loss.

October 19, 2002 vs. Auburn – W, 30-23

- The win over Auburn marked the first overtime victory in school history for the Gators.
- Through three quarters of play, Florida controlled the game until Auburn began to rally back from a 23-7 deficit in the fourth quarter to force the game into overtime.
- Rex Grossman's 25-yard pass to Taylor Jacobs and Auburn quarterback Jason Campbell's fourth down fumble sealed the victory for the Gators.

November 5, 2005 vs. Vanderbilt – W, 49-42 (2 OT)

- The victory over Vanderbilt gave Florida its second overtime victory in school history bringing its all-time record to 2-2.
- Both the Gators and Commodores scored on their first possessions in overtime. The Gators scored on a 9-yard pass from Chris Leak to Chad Jackson.
- On the Gators' second possession, Leak threw a 16-yard pass to Jemalle Cornelius to give UF a 49-42 lead.
- Reggie Lewis intercepted Vanderbilt quarterback Jay Cutler's pass to end the game.

October 30, 2010 vs. Georgia – W, 34-31

- The victory over Georgia narrowed the series to 46-40-2
- Will Hill tallied an interception on UGA's first overtime drive, picking off Aaron Murray for the second time in the game and taking it 89 yards to the one-yard line, becoming Florida's second player all-time to intercept a pass in an overtime game (Reggie Lewis vs. Vanderbilt, 2005)
- Marked the first-ever overtime game between UF and UGA
- Chas Henry kicked the first-ever overtime field goal to win the game for the Gators (37-yarder)

OVERTIME PERIOD SUPERLATIVES

Team Superlatives

| | |
|-----------------------|---|
| First Downs | 3, vs. Vanderbilt (2005) |
| Rushing Yardage | 12 yards, vs. Vanderbilt (2005) |
| Passing Yardage | 38 yards, vs. Vanderbilt (2005) |
| Total Offensive Yards | 50 vs. Vanderbilt (2005) |
| Passes Intercepted | 1, by Reggie Lewis vs. Vanderbilt (2005) |
| | 1, by Will Hill vs. Georgia (2010) |
| Fumbles-Lost | 1-0, recovered by Ian Scott vs. Auburn (2002) |

Individual Long Plays

| | |
|-----------|---|
| Rushing | 9 yards, Markus Manson vs. Vanderbilt (2005) |
| Passing | 25 yards, Rex Grossman to Taylor Jacobs vs. Auburn (2002) |
| Reception | 25 yards, Taylor Jacobs from Rex Grossman vs. Auburn (2002) |

Individual Superlatives

| | |
|-----------------|---|
| Yards Rushing | 10, Markus Manson vs. Vanderbilt (2005) |
| Yards Passing | 38, Chris Leak vs. Vanderbilt (2005) |
| Yards Receiving | 25, Taylor Jacobs vs. Auburn (2002) |
| Receptions | 1, several including R. Caldwell (1999), T. Jacobs (2002), C. Jackson (2005), J. Cornelius (2005) |
| TD Passes | 2, Chris Leak vs. Vanderbilt (2005) |
| PATs | 2, Chris Hetland vs. Vanderbilt (2005) |
| Field Goals | 1, Chas Henry vs. Georgia (2010) – game winning |

UF'S JACKSONVILLE NATIVES VS. GEORGIA (Since 1998)

October 31, 1998 FLORIDA 38 – GEORGIA 7

| | | |
|---------------|-------------|--------------------------------------|
| Travis Taylor | Ribault HS | 5 receptions, 86 yards, TD reception |
| Jeff Chandler | Mandarin HS | 1-1 FG (24 yards), 4-4 PAT |

October 20, 1999 FLORIDA 30 – GEORGIA 14

| | | |
|---------------|-------------|----------------------------|
| Travis Taylor | Ribault HS | 11 yard TD reception |
| Jeff Chandler | Mandarin HS | 1-1 FG (40 yards), 3-3 PAT |

October 28, 2000 FLORIDA 34 – GEORGIA 23

| | | |
|---------------|-------------|---|
| Jabar Gaffney | Raines HS | 8 receptions, 138 yards, 27 yard TD reception |
| Jeff Chandler | Mandarin HS | 2-2 FG (37, 54 yards), 2-3 PAT |
| Lito Sheppard | Raines HS | INT (67 yard return to set-up eventual TD) |

October 27, 2001 FLORIDA 24 – GEORGIA 10

| | | |
|---------------|-------------|---|
| Jabar Gaffney | Raines HS | 9 receptions, 143 yards, 21 yard TD reception |
| Jeff Chandler | Mandarin HS | 1-1 FG, 3-3 PAT |

November 2, 2002 FLORIDA 20 – GEORGIA 13

| | | |
|------------|---------------------------|---------------------------|
| Gus Scott | Trinity Christian | 47 yard INT return for TD |
| O.J. Small | Nathan Bedford Forrest HS | 2 receptions, 8 yards |

November 1, 2003 FLORIDA 16 – GEORGIA 13

| | | |
|------------|---------------------------|-----------------------|
| O.J. Small | Nathan Bedford Forrest HS | 1 reception, 18 yards |
| Dee Webb | Ed White HS | 2 tackles |

October 30, 2004 FLORIDA 24 – GEORGIA 31

| | | |
|---------------|---------------------------|------------------------|
| O.J. Small | Nathan Bedford Forrest HS | 6 receptions, 57 yards |
| Dee Webb | Ed White HS | 2 tackles |
| Marcus Thomas | Mandarin HS | 2 tackles |

October 29, 2005 FLORIDA 14 – GEORGIA 10

| | | |
|---------------|-------------|------------------|
| Dee Webb | Ed White HS | 3 tackles |
| Marcus Thomas | Mandarin HS | 6 tackles, 1 TFL |

October 28, 2006 FLORIDA 21 – GEORGIA 14

| | | |
|---------------|----------------|---------------------|
| Tim Tebow | Nease HS | 6 carries, 36 yards |
| Marcus Thomas | Mandarin HS | 1 tackle |
| Reggie Lewis | First Coast HS | 1 interception |

October 27, 2007 FLORIDA 30 – GEORGIA 42

| | | |
|---------------|---------------------------|---|
| Tim Tebow | Nease HS | 14-22, 236 yards, 1 TD, 13 carries, -15 yards, 2 TD |
| Ryan Stamper | First Coast HS | 2 tackles |
| Brandon Hicks | Nathan Bedford Forrest HS | 2 tackles |

November 1, 2008 FLORIDA 49 – GEORGIA 10

| | | |
|---------------|---------------------------|--|
| Tim Tebow | Nease HS | 10-13, 154 yards, 2 TD, 12 carries, 39 yards, 3 TD |
| Ryan Stamper | First Coast HS | 2 tackles |
| Brandon Hicks | Nathan Bedford Forrest HS | 2 tackles |

October 31, 2009 FLORIDA 41 – GEORGIA 17

| | | |
|---------------|---------------------------|--|
| Tim Tebow | Nease HS | 15-21, 164 yards, 2 TD, 18 carries, 85 yards, 2 TD |
| Ryan Stamper | First Coast HS | 2 tackles |
| Brandon Hicks | Nathan Bedford Forrest HS | Reserve LB |

October 30, 2010 FLORIDA 34 – GEORGIA 31 OT

| | | |
|---------------|---------------------------|-------------|
| Brandon Hicks | Nathan Bedford Forrest HS | Starting LB |
|---------------|---------------------------|-------------|

CONSECUTIVE GAMES WITHOUT BEING SHUT OUT (Active Streaks)

National

| | | |
|----------------|------------|----------------------------------|
| Michigan | 349 | 10/20/84 vs. Iowa, 26-0 |
| FLORIDA | 297 | 10/29/88 vs. Auburn, 16-0 |
| TCU | 243 | 11/16/91 vs. Texas, 32-0 |
| Air Force | 234 | 12/31/92 vs. Ole Miss, 13-0 |
| Tennessee | 222 | 9/17/94 vs. Florida, 31-0 |
| Virginia Tech | 217 | 9/16/95 vs. Cincinnati, 16-0 |

SEC

| | | |
|-------------------|------------|----------------------------------|
| FLORIDA | 297 | 10/29/88 vs. Auburn, 16-0 |
| Tennessee | 222 | 9/17/94 vs. Florida, 31-0 |
| Georgia | 208 | 9/30/95 vs. Alabama, 31-0 |
| Arkansas | 202 | 11/18/95 vs. LSU, 28-0 |
| Ole Miss | 155 | 11/7/98 vs. Arkansas, 34-0 |
| Alabama | 143 | 11/18/00 vs. Auburn, 9-0 |
| South Carolina | 77 | 9/9/06 vs. Georgia, 18-0 |
| Kentucky | 71 | 10/14/06 vs. LSU, 49-0 |
| Auburn | 40 | 11/29/08 vs. Alabama, 36-0 |
| Mississippi State | 38 | 11/29/08 vs. Ole Miss, 45-0 |
| Vanderbilt | 8 | 10/8/11 vs. Alabama, 34-0 |
| LSU | 0 | 1/9/12 vs. Alabama, 21-0 |

IN THE RANKINGS

Rankings used are Associated Press rankings

FLORIDA AS A RANKED TEAM

| Rank | # Times | Wins | Losses | Ties | Bye/PS/F* |
|---------------|------------|------------|------------|----------|------------|
| 1 | 41 | 26 | 6 | 0 | 9 |
| 2 | 22 | 14 | 4 | 0 | 4 |
| 3 | 31 | 20 | 4 | 1 | 6 |
| 4 | 38 | 23 | 7 | 1 | 7 |
| 5 | 48 | 28 | 5 | 0 | 15 |
| 6 | 36 | 20 | 6 | 0 | 10 |
| 7 | 28 | 13 | 7 | 0 | 8 |
| 8 | 17 | 12 | 2 | 0 | 3 |
| 9 | 23 | 9 | 9 | 0 | 5 |
| 10 | 23 | 15 | 4 | 0 | 3 |
| 11 | 20 | 11 | 4 | 0 | 5 |
| 12 | 25 | 17 | 4 | 0 | 4 |
| 13 | 23 | 9 | 7 | 1 | 6 |
| 14 | 21 | 13 | 6 | 0 | 2 |
| 15 | 18 | 10 | 3 | 1 | 4 |
| 16 | 10 | 6 | 2 | 0 | 2 |
| 17 | 20 | 9 | 7 | 1 | 3 |
| 18 | 22 | 6 | 9 | 2 | 5 |
| 19 | 25 | 13 | 7 | 1 | 4 |
| 20 | 24 | 13 | 8 | 1 | 2 |
| 21 | 1 | 0 | 1 | 0 | 0 |
| 22 | 3 | 2 | 1 | 0 | 0 |
| 23 | 5 | 4 | 0 | 0 | 1 |
| 24 | 4 | 1 | 2 | 0 | 1 |
| 25 | 4 | 2 | 0 | 0 | 2 |
| Totals | 526 | 292 | 113 | 9 | 111 |

*Bye Week/Preseason/Final Rank

FLORIDA VERSUS RANKED OPPONENTS

| Opp. Rank | # Times | Wins | Losses | Ties |
|---------------|------------|------------|------------|----------|
| 1 | 12 | 3 | 9 | 0 |
| 2 | 13 | 4 | 8 | 0 |
| 3 | 18 | 5 | 10 | 0 |
| 4 | 14 | 8 | 6 | 0 |
| 5 | 18 | 7 | 9 | 0 |
| 6 | 13 | 5 | 7 | 0 |
| 7 | 14 | 3 | 10 | 1 |
| 8 | 14 | 8 | 2 | 0 |
| 9 | 8 | 2 | 4 | 1 |
| 10 | 14 | 6 | 5 | 0 |
| 11 | 19 | 10 | 8 | 0 |
| 12 | 16 | 8 | 8 | 0 |
| 13 | 8 | 4 | 2 | 0 |
| 14 | 13 | 4 | 4 | 0 |
| 15 | 10 | 4 | 3 | 1 |
| 16 | 7 | 2 | 2 | 1 |
| 17 | 10 | 2 | 5 | 0 |
| 18 | 8 | 4 | 2 | 0 |
| 19 | 9 | 5 | 1 | 0 |
| 20 | 3 | 1 | 1 | 0 |
| 21 | 5 | 4 | 1 | 0 |
| 22 | 4 | 1 | 3 | 0 |
| 23 | 4 | 3 | 1 | 0 |
| 24 | 5 | 2 | 3 | 0 |
| 25 | 3 | 3 | 0 | 0 |
| Totals | 257 | 108 | 109 | 4 |

FLORIDA'S LONGEST STREAKS RANKED IN THE AP POLL

At No. 1

| Polls | Year(s) |
|-------|---|
| 10 | 1996 (Week 5, Sept. 23 – Week 14, Nov. 25) |
| 9 | 2008-09 (Final Poll, 2008 – 2009 Week 6, Oct. 11) |
| 6 | 2009 (Week 8, Oct. 25 – Week 13, Nov. 29) |
| 5 | 1994 (Week 3, Sept. 13 – Week 7, Oct. 11) |
| 3 | 1997 (Week 5, Sept. 22 – Week 7, Oct. 6) |
| 2 | 2001 (Preseason – Week 1, Aug. 26) |
| | 1994 (Preseason – Week 1, Aug. 31) |
| 1 | 2006 (Final Poll) |
| | 1996 (Final Poll) |
| | 1985 (Week 10, Nov. 5) |

In Top 5

| Polls | Year(s) |
|-------|---|
| 43 | 1995-97 (1995 Preseason, Aug. 15 – 1997 Week 7, Oct. 6) |
| 27 | 2008-10 (2008 Week 7, Oct. 5 – 2010 Preseason Poll) |
| 15 | 1993-94 (1993 Final Poll – 1994 Week 13, Nov. 22) |
| 8 | 2001 (Preseason Poll – Week 7, Oct. 7) |
| 6 | 1998-99 (1998 Final Poll – 1999 Week 5, Sept. 26) |

In Top 10

| Polls | Year(s) |
|-------|--|
| 82 | 1992-97 (1992 Final Poll – 1997 Week 10, Oct. 27) |
| 32 | 2008-10 (2008 Week 7, Oct. 12 – 2010 Week 5, Sept. 26) |
| 31 | 2000-02 (2000 Week 7, Oct. 8 – 2002 Week 2, Sept. 2) |
| 28 | 1997-99 (1997 Week 13, Nov. 17 – 1999 Week 15, Dec. 5) |
| 21 | 2006-07 (2006 Preseason Poll – 2007 Week 5, Sept. 30) |
| 14 | 1991-92 (1991 Week 6, Oct. 7 – 1992 Week 3, Sept. 15) |

In Top 25

| Polls | Year(s) |
|-------|---|
| 210 | 1990-2002 (1990 Week 2, Sept. 11 – 2002 Week 7, Oct. 6) |
| 88 | 2005-10 (2005 Preseason Poll – 2010 Week 7, Oct. 10) |
| 30 | 1984-86 (1984 Week 6, Oct. 9) – 1986 Week 2, Sept. 16) |
| 16 | 2003-04 (2003 Week 3, Oct. 19 – 2004 Week 7, Oct. 17) |
| 16 | 1969-70 (1969 Week 1, Sept. 22 – 1970 Preseason Poll) |

MOST ALL-TIME NO. 1 RANKINGS AMONG SEC SCHOOLS (1936-2011)

| School | Polls |
|--------------|-------|
| 1. Alabama | 46 |
| 2. Florida | 41 |
| 3. LSU | 30 |
| 4. Tennessee | 18 |
| 5. Georgia | 15 |
| 6. Auburn | 9 |
| 7. Texas A&M | 7 |
| 8. Ole Miss | 5 |
| 9. Missouri | 2 |
| 10. Arkansas | 1 |

ALL-TIME APPEARANCES RANKED IN THE AP POLL, BY SCHOOL (1936-2011)

| School | Polls |
|-----------------|-------|
| 1. Ohio State | 788 |
| 2. Michigan | 774 |
| 3. Oklahoma | 720 |
| 4. Notre Dame | 715 |
| 5. Southern Cal | 706 |
| 6. Nebraska | 686 |
| Texas | 686 |
| 8. Alabama | 677 |
| 9. Penn State | 591 |
| 10. Tennessee | 564 |
| 11. Florida | 531 |
| 12. LSU | 515 |
| 13. Auburn | 503 |
| 14. Georgia | 492 |
| 15. UCLA | 478 |

ALL-TIME APPEARANCES RANKED IN THE AP POLL, SEC SCHOOLS (1936-2011)

| School | Years | Polls |
|--------------------|-----------|-------|
| 1. Alabama | 1936-2011 | 677 |
| 2. Tennessee | 1936-2011 | 564 |
| 3. Florida | 1936-2011 | 531 |
| 4. LSU | 1936-2011 | 515 |
| 5. Auburn | 1936-2011 | 503 |
| 6. Georgia | 1936-2011 | 492 |
| 7. Ole Miss | 1936-2011 | 244 |
| 8. Mississippi St. | 1936-2011 | 152 |
| 9. Georgia Tech | 1936-63 | 136 |
| 10. Arkansas | 1992-2011 | 86 |
| 11. Kentucky | 1936-2011 | 78 |
| 12. South Carolina | 1992-2011 | 77 |
| 13. Tulane | 1936-65 | 33 |
| 14. Vanderbilt | 1936-2011 | 29 |
| 15. Missouri | 2012 | 0 |
| 16. Sewanee | 1936-1940 | 0 |
| 17. Texas A&M | 2012 | 0 |

ALL-TIME APPEARANCES RANKED IN THE AP POLL, BY CONFERENCE (1936-2011)

| Conference | Polls |
|---------------------------------|-------|
| 1. Southeastern Conference | 4,117 |
| 2. Big Ten Conference | 3,442 |
| 3. Independents | 3,101 |
| 4. Pacific-12 Conference | 2,222 |
| 5. Southwest Conference | 1,653 |
| 6. Atlantic Coast Conference | 1,643 |
| 7. Big 8 Conference | 1,630 |
| 8. Big 12 Conference | 1,132 |
| 9. Big East Conference | 790 |
| 10. Western Athletic Conference | 600 |

BOWL HISTORY

1953 GATOR BOWL

Jan. 1, 1953 • Jacksonville, Fla. (Att. 30,000 Est.)

FLORIDA 14
TULSA 13

Florida 7 7 0 0-14
Tulsa 0 0 7 6-13

UF - Casares 2 run (Casares kick)
UF - Robinson to Hall 37 pass (Casares kick)
TUL - Roberts 3 run (Minor kick)
TUL - Waugh 2 run (Minor kick missed)

| | FLORIDA | TULSA |
|-----------------|---------|---------|
| First Downs | 20 | 17 |
| Rushes-Yards | 54-233 | 50-182 |
| Passing Yards | 101 | 132 |
| Att.-Comp.-Int. | 11-7-1 | 16-10-1 |
| Total Offense | 334 | 314 |
| Punts-Yards | 1-38 | 4-31 |
| Fumbles-Lost | 4-4 | 2-1 |
| Penalty Yards | 34 | 84 |

INDIVIDUAL LEADERS

Rushing:

Florida - Hall 17-94, Casares 21-86, Long 9-32, Haddock 2-30.
Tulsa - Kercher 16-71, Waugh 15-65, Roberts 8-39, Kelly 4-17, Halladay 5-15.

Passing:

Florida - Dickey 4-5-0-68-0 TD, Robinson 3-6-1-33-0 TD.
Tulsa - Morris 10-16-1-132-0 TD.

Receiving:

Florida - Hall 2-60, Casares 1-7, O'Brien 2-23.
Tulsa - Miney 6-77, Roberts 3-41, Halladay 1-14.

1958 GATOR BOWL

Dec. 27, 1958 • Jacksonville, Fla. (Att. 41,000)

OLE MISS 7
FLORIDA 3

Ole Miss 7 0 0 0-7
Florida 3 0 0 0-3

MISS - Anderson 1 run (kick good)
UF - Booker 17-yard FG

| | OLE MISS | FLORIDA |
|-----------------|----------|---------|
| First Downs | 9 | 12 |
| Rushes-Yards | 41-157 | 42-157 |
| Passing Yards | 27 | 58 |
| Att.-Comp.-Int. | 7-2-0 | 11-5-5 |
| Total Offense | 184 | 215 |
| Punts-Yards | 10-34.4 | 7-44.1 |
| Fumbles-Lost | 5-2 | 5-3 |
| Penalties-Yards | 2-10 | 3-35 |

INDIVIDUAL LEADERS

Rushing:

Ole Miss - Anderson 9-62, Lovelace 7-28, Flowers 4-20.
Florida - Newbern 5-59, Milby 10-35, Giles 3-20, Deal 6-18.

Passing:

Ole Miss - Franklin 2-7-0-27-0 TD.
Florida - Dunn 5-11-1-58-0 TD.

Receiving:

Ole Miss - Grantham 1-15, Daniels 1-12.
Florida - Hudson 3-32, Dilts 1-3, Partin 1-13.

1960 GATOR BOWL

Dec. 31, 1960 • Jacksonville, Fla. (Att. 50,122)

FLORIDA 13
BAYLOR 12

Florida 0 13 0 0-13
Baylor 0 0 0 12-12

UF - Goodman 3 run (Cash kick)
UF - Travis fumble recovery in endzone (Cash kick missed)
BAY - Ply to Goodwin 12 pass (Corley kick missed)
BAY - Bull 3 run (Ply pass incomplete)

| | FLORIDA | BAYLOR |
|-----------------|---------|---------|
| First Downs | 11 | 15 |
| Rushes-Yards | 52-176 | 37-40 |
| Passing Yards | 57 | 211 |
| Att.-Comp.-Int. | 8-5-0 | 27-13-0 |
| Total Offense | 233 | 251 |
| Punts-Yards | 7-37.0 | 5-33.0 |
| Fumbles-Lost | 3-1 | 4-3 |
| Penalties-Yards | 6-70 | 1-5 |

INDIVIDUAL LEADERS

Rushing:

Florida - Libertore 14-61, Goodman 10-28, Infante 6-24.
Baylor - Bull 14-53, Ply 14-5, Tate 1-5.

Passing:

Florida - Dodd 3-5-0-21-0 TD, Libertore 2-3-0-36-0 TD.
Baylor - Ply 12-24-0-161-1 TD, Stanley 1-3-0-49-0 TD.

Receiving:

Florida - Infante 3-47.
Baylor - Goodwin 7-129-1 TD, David 3-33.

1962 GATOR BOWL

Dec. 30, 1962 • Jacksonville, Fla. (Att. 50,286)

FLORIDA 17
PENN STATE 7

Florida 3 7 0 7-17
Penn State 0 7 0 0-7

UF - Lyle 43-yard FG
UF - Shannon to Dupree 1 pass (Hall kick)
PSU - Liske 1 run (Crates kick)
UF - Shannon to Clarke 19 pass (Hall kick)

| | FLORIDA | PENN ST. |
|-----------------|---------|----------|
| First Downs | 14 | 8 |
| Rushing Yards | 162 | 89 |
| Passing Yards | 86 | 50 |
| Att.-Comp.-Int. | 13-18-1 | 18-6-1 |
| Total Offense | 248 | 139 |
| Punts-Yards | 6-33.7 | 6-40.8 |
| Fumbles | 4 | 3 |
| Penalty Yards | 42 | 43 |

INDIVIDUAL LEADERS

Rushing:

Florida - Dupree 25-66, Mack 10-33, Shannon 12-26.
Penn State - Hayes 10-25, Kochman 6-51.

Passing:

Florida - Shannon 7-9-1-79-2 TD, Batten 1-4-0-7-0 TD.
Penn State - Liske 6-18-1-54-0 TD.

Receiving:

Florida - Clarke 2-27, Brown 3-25.
Penn State - Powell 4-40.

1966 SUGAR BOWL

Jan. 1, 1966 • New Orleans, La. (Att. 67,421)

MISSOURI 20
FLORIDA 18

| | | | | |
|----------|---|----|---|---------|
| Missouri | 0 | 17 | 3 | 0 - 20 |
| Florida | 0 | 0 | 0 | 18 - 18 |

- MIZZOU** - Brown 16 run (Bates kick)
- MIZZOU** - Roland to Denny 1 pass (Bates kick)
- MIZZOU** - Bates 27-yard FG
- MIZZOU** - Bates 34-yard FG
- UF** - Spurrier to Harper 22 pass (pass failed)
- UF** - Spurrier to Casey 21 pass (pass failed)
- UF** - Spurrier 2 run (pass failed)

| | MISSOURI | FLORIDA |
|-----------------|----------|---------|
| First Downs | 18 | 18 |
| Rushes-Yards | 63-257 | 16-(-2) |
| Passing Yards | 50 | 352 |
| Att.-Comp.-Int. | 14-5-1 | 45-22-1 |
| Total Offense | 307 | 350 |
| Punts-Yards | 6-32.0 | 8-44.0 |
| Fumbles | 2 | 1 |
| Penalty Yards | 25 | 30 |

INDIVIDUAL LEADERS

- Rushing:**
Missouri - Brown 23-121, Lane 19-76.
Florida - Poe 2-11, Spurrier 7-(-9).
- Passing:**
Missouri - Lane 4-13-1-39-1 TD.
Florida - Spurrier 27-45-1-352-2 TD.
- Receiving:**
Missouri - Phelps 2-11, Walker 1-14.
Florida - Casey 5-108, Brown 9-88, Harper 4-66, Trapp 5-53.

1967 ORANGE BOWL

Jan. 1, 1967 • Miami, Fla. (Att. 73,426)

FLORIDA 27
GEORGIA TECH 12

| | | | | |
|--------------|---|---|---|---------|
| Florida | 0 | 7 | 7 | 13 - 27 |
| Georgia Tech | 6 | 0 | 0 | 6 - 12 |

- GT** - King to Bangham 10 pass (run failed)
- UF** - McKeel run (Barfield kick)
- UF** - Smith 94 run (Barfield kick)
- UF** - McKeel 1 run (Barfield kick)
- GT** - Good 25 run (pass failed)
- UF** - Wages to Coone 25 pass (pass failed)

| | FLORIDA | GA. TECH |
|-----------------|---------|----------|
| First Downs | 22 | 17 |
| Rushing Yards | 284 | 197 |
| Passing Yards | 165 | 122 |
| Att.-Comp.-Int. | 32-15-1 | 22-8-1 |
| Total Offense | 449 | 319 |
| Punts-Yards | 7-36 | 8-42 |
| Fumbles | 1 | 1 |
| Penalty Yards | 32 | 42 |

INDIVIDUAL LEADERS

- Rushing:**
Florida - Hall 17-94, Casares 21-86, Smith 23-187, McKeel 13-30, Barfield 3-28, Spurrier 4-14.
Georgia Tech - Snow 24-110, Good 3-34.

Passing:

Florida - Spurrier 30-14-1-160-0 TD, Wages 2-1-0-5-1 TD.
Georgia Tech - King 16-8-3-42-1 TD.

Receiving:

Florida - Trapp 5-43, Coone 3-33, Edwards 4-30.
Georgia Tech - Smith 2-32.

1969 GATOR BOWL

Dec. 27, 1969 • Jacksonville, Fla. (Att. 72,248)

FLORIDA 14
TENNESSEE 13

| | | | | |
|-----------|---|----|---|--------|
| Florida | 7 | 0 | 7 | 0 - 14 |
| Tennessee | 0 | 10 | 0 | 3 - 13 |

- UF** - Kelley 8 fumble return (Franco kick)
- UT** - Scott to McClain 63 pass (Hunt kick)
- UT** - Hunt FG
- UF** - Reaves to Alvarez 9 pass (Franco kick)
- UT** - Hunt 26-yard FG

| | FLORIDA | TENNESSEE |
|-----------------|---------|-----------|
| First Downs | 15 | 23 |
| Rushing Yards | 90 | 213 |
| Passing Yards | 161 | 174 |
| Att.-Comp.-Int. | 26-15-0 | 34-12-2 |
| Total Offense | 251 | 387 |
| Punts-Yards | 7-31.0 | 2-15.0 |
| Fumbles | 1 | 1 |
| Penalty Yards | 58 | 23 |

INDIVIDUAL LEADERS

- Rushing:**
Florida - Durrance 22-62, Walker 10-33, Rich 1-2.
Tennessee - Watson 25-121, McLeary 8-23, Scott 10-19, Patterson 8-40.
- Passing:**
Florida - Reaves 15-26-0-161-1 TD.
Tennessee - Scott 12-34-2-174-1 TD.
- Receiving:**
Florida - Maliska 6-54, Alvarez 4-51 Rich 2-3.
Tennessee - Kreis 4-82, McClain 2-58.

1973 TANGERINE BOWL

Dec. 22, 1973 • Gainesville, Fla. (Att. 37,234)

MIAMI (Ohio) 16
FLORIDA 7

| | | | | |
|--------------|---|---|----|--------|
| Miami (Ohio) | 3 | 0 | 10 | 3 - 16 |
| Florida | 0 | 0 | 0 | 7 - 7 |

- MU** - Draught 27-yard FG
- MU** - Draught 26-yard FG
- MU** - Varner 3 run (Draught kick)
- MU** - Draught 45-yard FG
- UF** - Moore 1 run (Posey kick)

| | MIAMI (Ohio) | FLORIDA |
|-----------------|--------------|---------|
| First Downs | 14 | 12 |
| Rushes-Yards | 70-239 | 37-90 |
| Passing Yards | 6 | 99 |
| Att.-Comp.-Int. | 8-1-0 | 21-9-4 |
| Total Offense | 245 | 189 |
| Punts-Yards | 10-33.0 | 6-14.0 |
| Fumbles-Lost | 2-1 | 4-3 |
| Penalties-Yards | 3-39 | 3-27 |

1973 Tangerine Bowl (cont.)

INDIVIDUAL LEADERS

Rushing:

Miami (Ohio) - Varner 28-156, Hitchins 20-62, Smith 12-47.

Florida - Moore 16-101, Richards 7-49, Kendrick 6-7.

Passing:

Miami (Ohio) - Sanna 1-8-0-6-0 TD.

Florida - Gaffney 3-9-2-25-0 TD, Davis 1-3-2-8-0 TD, Bowden 4-9-0-35-0 TD.

Receiving:

Miami (Ohio) - Williams 1-6.

Florida - Moore 3-30, Foldberg 2-25, McGriff 2-13.

1974 SUGAR BOWL

Dec. 31, 1974 • New Orleans, La. (Att. 67,890)

NEBRASKA 13
FLORIDA 10

| | | | | |
|----------|---|---|---|---------|
| Nebraska | 0 | 0 | 0 | 13 - 13 |
| Florida | 7 | 3 | 0 | 0 - 10 |

UF - Green 21 run (Posey kick)

UF - Posey 40-yard FG

NU - Anthony 2 run (Coyle kick)

NU - Coyle 37-yard FG

NU - Coyle 39-yard FG

| | NEBRASKA | FLORIDA |
|-----------------|----------|---------|
| First Downs | 18 | 13 |
| Rushes-Yards | 60-304 | 55-178 |
| Passing Yards | 16 | 97 |
| Att.-Comp.-Int. | 14-2-4 | 10-5-1 |
| Total Offense | 320 | 275 |
| Fumbles | 3-1 | 3-1 |
| Penalties-Yards | 2-17 | 5-41 |

INDIVIDUAL LEADERS

Rushing:

Nebraska - Davis 17-126, Anthony 15-64, O'Leary 18-50.

Florida - Dubose 17-84, Green 14-73, Richards 6-22.

Passing:

Nebraska - Humm 2-12-4-16-0 TD.

Florida - Gaffney 5-10-1-97-0 TD.

Receiving:

Nebraska - Westbrook 2-16.

Florida - McGriff 2-52, Darby 1-32.

1975 GATOR BOWL

Dec. 29, 1975 • Jacksonville, Fla. (Att. 64,012)

MARYLAND 13
FLORIDA 0

| | | | | |
|----------|---|---|---|--------|
| Maryland | 7 | 3 | 0 | 3 - 13 |
| Florida | 0 | 0 | 0 | 0 - 0 |

MD - Dick to Hoover 19 pass (Sochko kick)

MD - Sochko 20-yard FG

MD - Sochko 27-yard FG

| | MARYLAND | FLORIDA |
|-----------------|----------|---------|
| First Downs | 15 | 14 |
| Rushes-Yards | 52-209 | 54-182 |
| Passing Yards | 82 | 28 |
| Att.-Comp.-Int. | 16-7-0 | 19-3-3 |
| Total Offense | 291 | 210 |
| Fumbles | 0-0 | 1-1 |
| Penalties-Yards | 5-47 | 6-48 |

INDIVIDUAL LEADERS

Rushing:

Maryland - Atkins 20-127, Jennings 9-53, Wilson 10-33.

Florida - Dubose 18-95, Green 13-31, Fisher 6-21, Gaffney 9-13.

Passing:

Maryland - Dick 5-13-0-67-0 TD, Manges 2-3-0-15-0 TD.

Florida - Gaffney 1-7-2-(-5)-0 TD, Fisher 2-12-1-33-0 TD.

Receiving:

Maryland - Hoover 2-24, Wilson 2-12, Jennings 2-15.

Florida - LeCount 1-25, Enclave 1-8.

1977 SUN BOWL

Jan. 2, 1977 • El Paso, Texas (Att. 33,252)

TEXAS A&M 37
FLORIDA 14

| | | | | |
|-----------|---|----|---|---------|
| Texas A&M | 3 | 13 | 8 | 13 - 37 |
| Florida | 0 | 0 | 7 | 7 - 14 |

TAMU - Franklin 39-yard FG

TAMU - Walker 9 run (Franklin kick)

TAMU - Franklin 62-yard FG

TAMU - Franklin 33-yard FG

TAMU - Woodard 1 run (Woodard run)

UF - Chandler 29 run (Posey kick)

TAMU - Woodard 4 run (Franklin kick)

UF - LeCount 1 run (Posey kick)

TAMU - Walker to Woodard 15 pass (Franklin kick missed)

| | TEXAS A&M | FLORIDA |
|-----------------|-----------|---------|
| First Downs | 20 | 14 |
| Rushing Yards | 241 | 172 |
| Passing Yards | 122 | 58 |
| Att.-Comp.-Int. | 19-11-0 | 24-7-1 |
| Total Offense | 363 | 230 |
| Fumbles-Lost | 3-3 | 6-4 |
| Penalties-Yards | 6-33 | 4-26 |

INDIVIDUAL LEADERS

Rushing:

Texas A&M - Woodard 25-124, Dickey 15-50.

Florida - Bronson 10-64, Chandler 2-38, LeCount 11-35.

Passing:

Texas A&M - Woodard 11-18-0-122-1 TD.

Florida - Fisher 5-13-1-42-0 TD.

Receiving:

Texas A&M - Woodard 4-25, Haack 3-42.

Florida - Chandler 2-29.

1980 TANGERINE BOWL

Dec. 20, 1980 • Orlando, Fla. (Att. 52,541)

FLORIDA 35
MARYLAND 20

| | | | | |
|----------|---|----|----|--------|
| Florida | 0 | 14 | 14 | 7 - 35 |
| Maryland | 3 | 6 | 11 | 0 - 20 |

MD - Castro 35-yard FG

UF - Peace to Collinsworth 24 pass (Clark kick)

MD - Castro 27-yard FG

UF - Jones 2 run (Clark kick)

MD - Wysocki 1 run (Tice run)

MD - Castro 43-yard FG

UF - Peace 1 run (Clark kick)

UF - Peace to Collinsworth 21 pass (Clark kick)

UF - Brown 2 run (Clark kick)

| | FLORIDA | MARYLAND |
|-----------------|---------|----------|
| First Downs | 16 | 19 |
| Rushes-Yards | 35-108 | 54-181 |
| Passing Yards | 271 | 155 |
| Att.-Comp.-Int. | 34-20-1 | 26-15-3 |
| Total Offense | 379 | 336 |
| Fumbles-Lost | 1-0 | 4-2 |
| Penalties-Yards | 11-108 | 6-44 |

INDIVIDUAL LEADERS

Rushing:

Florida - Brown 16-71, Peace 6-12.

Maryland - Wysocki 39-159, Fasano 3-14.

Passing:

Florida - Peace 20-34-1-271-2 TD.

Maryland - Tice 11-23-3-129-0 TD.

Receiving:

Florida - Collinsworth 8-166, Young 8-66.

Maryland - Havener 4-83, Seivers 3-24.

1981 PEACH BOWL

Dec. 31, 1981 • Atlanta, Ga. (Att. 37,582)

| | |
|----------------------|-----------|
| WEST VIRGINIA | 26 |
| FLORIDA | 6 |

| | | | | |
|---------------|---|---|---|--------|
| West Virginia | 7 | 9 | 3 | 7 - 26 |
| Florida | 0 | 0 | 0 | 6 - 6 |

WVU - Luck to Walczak 2 pass (Woodside kick)

WVU - Woodside 30-yard FG

WVU - Woodside 42-yard FG

WVU - Woodside 49-yard FG

WVU - Woodside 24-yard FG

WVU - Walczak 1 run (Woodside kick)

UF - Hewko to Faulkner 22 pass (pass failed)

| | WEST VA. | FLORIDA |
|-----------------|----------|----------|
| First Downs | 19 | 10 |
| Rushes-Yards | 51-94 | 34-(-30) |
| Passing Yards | 107 | 135 |
| Att.-Comp.-Int. | 23-14-1 | 20-11-2 |
| Total Offense | 201 | 105 |
| Punts-Yards | 5-33 | 6-40 |
| Penalties-Yards | 4-17 | 4-39 |

INDIVIDUAL LEADERS

Rushing:

West Virginia - Cornwell 26-97, Beck 8-37, Walczak 8-35.

Florida - Jones 9-25, Brown 3-8.

Passing:

West Virginia - Luck 14-23-1-107-1 TD.

Florida - Peace 6-13-2-47-0 TD, Hewko 5-7-0-88-1 TD.

Receiving:

West Virginia - Walczak 8-75, Hollins 2-18.

Florida - Mularkey 2-36, Land 2-28, Jackson 4-25.

1982 BLUEBONNET BOWL

Dec. 31, 1982 • Houston, Texas (Att. 31,557)

| | |
|-----------------|-----------|
| ARKANSAS | 28 |
| FLORIDA | 24 |

| | | | | |
|----------|---|----|---|---------|
| Arkansas | 7 | 0 | 7 | 14 - 28 |
| Florida | 7 | 10 | 7 | 0 - 24 |

ARK - Anderson 6 run (Smith kick)

UF - Hewko to Dixon 3 pass (Raymond kick)

UF - Raymond 34-yard FG

UF - Hewko to Dixon 13 pass (Raymond kick)

ARK - Anderson 1 run (Smith kick)

UF - Hewko to Dixon 17 pass (Raymond kick)

ARK - Jones to Clark 5 pass (Smith kick)

ARK - Jones 1 run (Smith kick)

| | ARKANSAS | FLORIDA |
|-----------------|----------|---------|
| First Downs | 28 | 23 |
| Rushes-Yards | 69-356 | 42-171 |
| Passing Yards | 122 | 234 |
| Att.-Comp.-Int. | 12-7-1 | 29-19-1 |
| Total Offense | 478 | 405 |
| Punts-Avg. | 3-43.3 | 4-45.8 |
| Fumbles-Lost | 1-1 | 3-2 |
| Penalties-Yards | 5-36 | 6-50 |

INDIVIDUAL LEADERS

Rushing:

Arkansas - Anderson 26-161, Clark 17-77, Bowles 10-52.

Florida - Jones 12-89, Hampton 21-61, Williams 3-21.

Passing:

Arkansas - Taylor 5-7-1-123-0 TD, Jones 2-5-0-1 TD.

Florida - Hewko 19-28-0-234-3 TD, Jones 0-1-1-0-0 TD.

Receiving:

Arkansas - Anderson 3-37, White 1-40.

Florida - Dixon 8-106, Hampton 2-37, Faulkner 2-17.

1983 GATOR BOWL

Dec. 30, 1983 • Jacksonville, Fla. (Att. 81,293)

| | |
|----------------|-----------|
| FLORIDA | 14 |
| IOWA | 6 |

| | | | | |
|---------|---|---|---|--------|
| Florida | 7 | 7 | 0 | 0 - 14 |
| Iowa | 0 | 3 | 3 | 0 - 6 |

UF - Anderson 1 run (Raymond kick)

UI - Nichol 32-yard FG

UF - Raymond 34-yard FG

UF - Drew fumble recovery in endzone (Raymond kick)

UI - Nichol 31-yard FG

| | FLORIDA | IOWA |
|-----------------|---------|---------|
| First Downs | 14 | 16 |
| Rushes-Yards | 44-168 | 40-114 |
| Passing Yards | 92 | 167 |
| Att.-Comp.-Int. | 22-9-2 | 30-13-4 |
| Total Offense | 260 | 281 |
| Punts-Avg. | 7-37.5 | 2-40.0 |
| Fumbles-Lost | 0-0 | 2-1 |
| Penalties-Yards | 12-105 | 7-44 |

INDIVIDUAL LEADERS

Rushing:

Florida - Anderson 17-84, Williams 10-68.

Iowa - Gill 10-83, Granger 9-37.

Passing:

Florida - Peace 9-22-2-92-0 TD.

Iowa - Long 13-29-4-167-0 TD.

Receiving:

Florida - Dixon 5-55.

Iowa - Harmon 6-90, Phillips 2-21.

1987 ALOHA BOWL

Dec. 25, 1987 • Honolulu, Hawaii (Att. 24,839)

UCLA 20
FLORIDA 16

UCLA 3 7 7 3-20
Florida 7 3 0 6-16

UCLA - Velasco 34-yard FG
UF - Bell to Simmons 7 pass (McGinty kick)
UF - McGinty 32-yard FG
UCLA - Brown 1 run (Velasco kick)
UCLA - Aikman to Thompson 5 pass (Velasco kick)
UCLA - Velasco 32-yard FG
UF - Bell to Williams 14 pass (kick blocked)

| | UCLA | FLORIDA |
|-----------------|---------|---------|
| First Downs | 15 | 24 |
| Rushes-Yards | 41-48 | 38-188 |
| Passing Yards | 173 | 188 |
| Att.-Comp.-Int. | 30-19-2 | 38-19-0 |
| Total Offense | 221 | 373 |
| Punts-Avg. | 6-35.0 | 4-18.0 |
| Fumbles-Lost | 1-0 | 3-3 |
| Penalties-Yards | 5-35 | 8-82 |

INDIVIDUAL LEADERS

Rushing:
UCLA - Ball 23-49, Brown 10-29.
Florida - Smith 17-128, Williams 8-43.

Passing:
UCLA - Aikman 19-30-2-173-1 TD.
Florida - Bell 19-38-0-188-2 TD.

Receiving:
UCLA - Anderson 4-52, Pickert 3-37.
Florida - Snead 3-62, Odom 3-32, Simmons 3-20.

1988 ALL-AMERICAN BOWL

Dec. 29, 1988 • Birmingham, Ala. (48,218)

FLORIDA 14
ILLINOIS 10

Florida 7 0 0 7-14
Illinois 0 7 0 3-10

UF - Smith 55 run (Francis kick)
UI - Jones 30 run (Higgins kick)
UI - Higgins 44-yard FG
UF - Smith 2 run (Francis kick)

| | FLORIDA | ILLINOIS |
|-----------------|---------|----------|
| First Downs | 12 | 17 |
| Rushes-Yards | 47-187 | 33-55 |
| Passing Yards | 69 | 194 |
| Att.-Comp.-Int. | 16-8-2 | 38-20-2 |
| Total Offense | 256 | 249 |
| Punts-Avg. | 4-29.8 | 7-35.3 |
| Fumbles-Lost | 1-1 | 1-1 |
| Penalties-Yards | 5-36 | 8-59 |

INDIVIDUAL LEADERS

Rushing:
Florida - Smith 18-159, McClendon 9-34.
Illinois - Jones 18-88.

Passing:
Florida - Morris 6-12-2-50-0 TD, Perry 2-3-0-19-0 TD.
Illinois - George 20-37-2-194-0 TD.

Receiving:
Florida - Barber 4-29, Smith 2-19.
Illinois - Bellamy 5-49, Williams 5-44.

1989 FREEDOM BOWL

Dec. 30, 1989 • Anaheim, Calif. (Att. 33,858)

WASHINGTON 34
FLORIDA 7

Washington 17 10 0 7-34
Florida 7 0 0 0-7

UW - Conklin to Bailey 21 pass (McCallum kick)
UF - Douglas 67 run (Francis kick)
UW - McCallum 21-yard FG
UW - Conklin to Riley 10 pass (McCallum kick)
UW - Fields blocked punt recovery (McCallum kick)
UW - McCallum 32-yard FG
UW - Brunell 21 run (McCallum kick)

| | WASH. | FLORIDA |
|-----------------|---------|---------|
| First Downs | 28 | 10 |
| Rushes-Yards | 45-191 | 25-83 |
| Passing Yards | 242 | 148 |
| Att.-Comp.-Int. | 44-24-0 | 28-11-1 |
| Total Offense | 433 | 231 |
| Fumbles-Lost | 0-0 | 7-3 |
| Penalties-Yards | 9-86 | 9-85 |
| Possession Time | 41:52 | 18:08 |

INDIVIDUAL LEADERS

Rushing:
Washington - Lewis 27-97, Turner 7-38.
Florida - Douglas 9-65, Smith 7-17.

Passing:
Washington - Conklin 21-39-0-217-2 TD, Brunell 3-5-0-25-0 TD.
Florida - Douglas 8-18-1-91-0 TD, L. Smith 3-10-0-57-0 TD.

Receiving:
Washington - McKay 5-83, Lewis 6-44, Ames 5-29.
Florida - Barber 2-41, McClendon 1-36, Mills 3-31.

1992 SUGAR BOWL

Jan. 1, 1992 • New Orleans, La. (Att. 76,447)

NOTRE DAME 39
FLORIDA 28

Notre Dame 0 7 10 22-39
Florida 10 6 0 12-28

UF - Matthews to Jackson 15 pass (Czyzewski kick)
UF - Czyzewski 26-yard FG
UF - Czyzewski 24-yard FG
ND - Mirer to Dawson 40 pass (Hentrich kick)
UF - Czyzewski 36-yard FG
ND - Pendergast 32-yard FG
ND - Mirer to I. Smith 4 pass (Hentrich kick)
UF - Czyzewski 37-yard FG
UF - Czyzewski 24-yard FG
ND - Bettis 4 run (Mirer pass good)
ND - Bettis 49 run (Pendergast kick)
UF - Matthews to Houston 36 pass (Matthews pass failed)
ND - Bettis 39 run (Pendergast kick)

| | NOTRE DAME | FLORIDA |
|-----------------|------------|---------|
| First Downs | 23 | 29 |
| Rushes-Yards | 49-279 | 33-141 |
| Passing Yards | 154 | 370 |
| Att.-Comp.-Int. | 19-14-1 | 58-28-2 |
| Total Offense | 433 | 511 |
| Fumbles-Lost | 4-3 | 0-0 |
| Penalties-Yards | 3-15 | 4-40 |
| Possession Time | 29:00 | 31:00 |

INDIVIDUAL LEADERS

Rushing:

Notre Dame - Bettis 16-150, Culver 13-93, Brooks 13-68.
Florida - Rhett 15-63, McClendon 7-34.

Passing:

Notre Dame - Mirer 14-19-1-154-2 TD.
Florida - Matthews 28-58-2-370-2 TD.

Receiving:

Notre Dame - T. Smith 7-75, Dawson 2-49.
Florida - Jackson 8-148, Houston 3-52, Sullivan 4-47.

1992 GATOR BOWL

Dec. 31, 1992 • Jacksonville, Fla. (Att. 71,233)

FLORIDA 27
N.C. STATE 10

| | | | | |
|------------|---|----|----|--------|
| Florida | 0 | 10 | 10 | 7 - 27 |
| N.C. State | 0 | 0 | 3 | 7 - 10 |

- UF** - Davis 34-yard FG
- UF** - Matthews 1 run (Davis kick)
- UF** - Matthews to Jackson 17 pass (Davis kick)
- NCST** - Videtich 23-yard FG
- UF** - Davis 42-yard FG
- NCST** - Jordan to Shaw 11 pass (Videtich kick)
- UF** - Matthews to Houston 34 pass (Davis kick)

| | FLORIDA | N.C. STATE |
|-----------------|----------------|-------------------|
| First Downs | 26 | 13 |
| Rushes-Yards | 50-198 | 25-54 |
| Passing Yards | 247 | 213 |
| Att.-Comp.-Int. | 39-19-2 | 42-22-1 |
| Total Offense | 445 | 267 |
| Fumbles-Lost | 3-2 | 2-1 |
| Penalties-Yards | 6-44 | 1-10 |
| Possession Time | 33:43 | 26:17 |

INDIVIDUAL LEADERS

Rushing:

Florida - Rhett 39-192, Matthews 8-8.
N.C. State - Barbour 11-50, George 1-5.

Passing:

Florida - Matthews 19-38-0-247-2 TD.
N.C. State - Jordan 22-42-2-213-1 TD.

Receiving:

Florida - Rhett 7-42, Jackson 3-42.
N.C. State - Lawrence 5-77, Auer 5-48, Shaw 5-33.

1994 SUGAR BOWL

Jan. 1, 1994 • New Orleans, La. (Att. 75,437)

FLORIDA 41
WEST VIRGINIA 7

| | | | | |
|---------------|---|----|----|--------|
| Florida | 7 | 14 | 11 | 6 - 41 |
| West Virginia | 7 | 0 | 0 | 0 - 7 |

- WVU** - Kelchner to Kearney 32 pass (Mazzone kick)
- UF** - Rhett 3 run (Davis kick)
- UF** - Wright 52 interception return (Davis kick)
- UF** - Dean to Jackson 39 pass (Davis kick)
- UF** - Rhett 2 run (Davis kick)
- UF** - Rhett 1 run (Davis kick)
- UF** - Davis 43-yard FG
- UF** - Davis 26-yard FG

| | FLORIDA | WEST VA. |
|-----------------|----------------|-----------------|
| First Downs | 30 | 16 |
| Rushes-Yards | 48-201 | 31-122 |
| Passing Yards | 280 | 143 |
| Att.-Comp.-Int. | 39-24-1 | 40-16-1 |

| | | |
|-----------------|-------|-------|
| Total Offense | 482 | 265 |
| Fumbles-Lost | 2-1 | 2-1 |
| Penalties-Yards | 5-43 | 8-71 |
| Possession Time | 33:22 | 26:38 |

INDIVIDUAL LEADERS

Rushing:

Florida - Rhett 25-105, Foy 10-50, Billie 2-11.
West Virginia - Walker 13-59, Woodard 2-18, Kelchner 5-11.

Passing:

Florida - Dean 22-37-1-244-1 TD, Kresser 2-2-0-26-0 TD.
West Virginia - Kelchner 13-27-0-123-1 TD, Studstill 3-11-1-20-0 TD.

Receiving:

Florida - W. Jackson 9-131, Houston 2-38, J. Jackson 3-32.
West Virginia - Kearney 4-59, Baker 4-46.

1995 SUGAR BOWL

Jan. 2, 1995 • New Orleans, La. (Att. 76,224)

FLORIDA STATE 23
FLORIDA 17

| | | | | |
|---------------|---|----|---|--------|
| Florida State | 3 | 17 | 3 | 0 - 23 |
| Florida | 3 | 7 | 0 | 7 - 17 |

- FSU** - Mowrey 21-yard FG
- UF** - Davis 26-yard FG
- FSU** - Dunn to Ellison 73 pass (Mowrey kick)
- FSU** - Kanell to McCorvey 16 pass (Mowrey kick)
- UF** - Wuerffel to Hilliard 82 pass (Davis kick)
- FSU** - Mowrey 24-yard FG
- FSU** - Mowrey 45-yard FG
- UF** - Wuerffel 1 run (Davis kick)

| | FLORIDA ST. | FLORIDA |
|-----------------|--------------------|----------------|
| First Downs | 21 | 23 |
| Rushes-Yards | 30-76 | 29-5 |
| Passing Yards | 325 | 449 |
| Att.-Comp.-Int. | 41-24-0 | 43-30-1 |
| Total Offense | 401 | 454 |
| Fumbles-Lost | 0-0 | 2-2 |
| Penalties-Yards | 7-62 | 8-57 |
| Possession Time | 27:56 | 32:04 |

INDIVIDUAL LEADERS

Rushing:

Florida State - Dunn 14-58, Crockett 5-19.
Florida - Williams 10-27, Taylor 8-18.

Passing:

Florida State - Kanell 23-40-0-252-1 TD, Dunn 1-1-0-73-1 TD.
Florida - Wuerffel 28-39-1-394-1 TD, Kresser 1-2-0-3-0 TD.

Receiving:

Florida State - Ellison 4-102, McCorvey 4-84, Green 4-74.
Florida - Jackson 6-128, Hilliard 3-119, Anthony 8-57.

1996 FIESTA BOWL

Jan. 2, 1996 • Tempe, Ariz. (Att. 79,864)

NEBRASKA 62
FLORIDA 24

| | | | | |
|----------|----|----|----|---------|
| Nebraska | 6 | 29 | 14 | 13 - 62 |
| Florida | 10 | 0 | 8 | 6 - 24 |

- UF** - Edmiston 23-yard FG
- NU** - Frazier to Phillips 16 pass (kick blocked)
- UF** - Wuerffel 1 run (Edmiston kick)
- NU** - Phillips 42 run (Brown kick)
- NU** - Wuerffel sacked by Williams for a safety
- NU** - Green 1 run (Brown kick)
- NU** - Brown 26-yard FG
- NU** - Booker 42-yard interception return (Brown kick)

1996 Fiest Bowl (cont.)

NU - Brown 24-yard FG
NU - Frazier 35 run (Brown kick)
UF - Wuerffel to Hilliard 35 pass (Wuerffel pass good)
NU - Frazier 75 run (Brown kick)
NU - Phillips 15 run (kick blocked)
NU - Berringer 1 run (Retzlaff kick)
UF - Anthony 93 kickoff return (Wuerffel pass failed)

| | NEBRASKA | FLORIDA |
|-----------------|----------|----------|
| First Downs | 27 | 15 |
| Rushes-Yards | 68-524 | 21-(-28) |
| Passing Yards | 105 | 297 |
| Att.-Comp.-Int. | 15-6-2 | 38-20-3 |
| Total Offense | 629 | 269 |
| Fumbles-Lost | 1-0 | 1-1 |
| Penalties-Yards | 4-30 | 9-78 |
| Possession Time | 35:17 | 24:43 |

INDIVIDUAL LEADERS

Rushing:
Nebraska - Frazier 16-199, Phillips 25-165, Green 9-68.
Florida - Williams 6-6, T. Jackson 4-4.
Passing:
Nebraska - Frazier 6-14-2-105-1 TD, Phillips 0-1-0-0-0 TD.
Florida - Wuerffel 17-31-3-255-1 TD, Kresser 3-7-0-42-0 TD.
Receiving:
Nebraska - Johnson 2-43, Holbein 1-33.
Florida - Doering 8-123, Hilliard 6-100, Anthony 2-40.

1997 SUGAR BOWL

Jan. 2, 1997 • New Orleans, La. (Att. 78,344)

FLORIDA 52
FLORIDA STATE 20

| | | | | | |
|---------------|----|----|----|----|----|
| Florida | 10 | 14 | 14 | 14 | 52 |
| Florida State | 3 | 14 | 3 | 0 | 20 |

UF - Wuerffel to Hilliard 9 pass (Edmiston kick)
FSU - Bentley 43-yard FG
UF - Edmiston 32-yard FG
UF - Taylor 2 run (Edmiston kick)
FSU - Busby to Green 29 pass (Bentley kick)
UF - Wuerffel to Hilliard 31 pass (Edmiston kick)
FSU - Dunn 12 run (Bentley kick)
FSU - Bentley 45-yard FG
UF - Wuerffel to Hilliard 8 pass (Edmiston kick)
UF - Wuerffel 16 run (Edmiston kick)
UF - Jackson 42 run (Edmiston kick)
UF - Jackson 1 run (Edmiston kick)

| | FLORIDA | FLORIDA ST. |
|-----------------|---------|-------------|
| First Downs | 26 | 13 |
| Rushes-Yards | 43-168 | 21-42 |
| Passing Yards | 306 | 271 |
| Att.-Comp.-Int. | 34-18-1 | 42-17-2 |
| Total Offense | 474 | 313 |
| Fumbles-Lost | 1-0 | 2-0 |
| Penalties-Yards | 15-102 | 14-115 |
| Possession Time | 36:27 | 23:33 |

INDIVIDUAL LEADERS

Rushing:
Florida - Jackson 12-118, Taylor 18-60.
Florida State - Dunn 9-28, Warrick 1-12.
Passing:
Florida - Wuerffel 18-34-1-306-3 TD.
Florida State - Busby 17-41-1-271-1 TD, Kendra 0-1-1-0-0 TD.
Receiving:
Florida - Hilliard 7-150, Green 5-79, Anthony 4-50.
Florida State - Green 3-86, Cooper 4-82, Messam 5-48.

1998 FLORIDA CITRUS BOWL

Jan. 1, 1998 • Orlando, Fla. (Att. 67,919)

FLORIDA 21
PENN STATE 6

| | | | | | |
|------------|----|---|---|---|----|
| Florida | 14 | 0 | 0 | 7 | 21 |
| Penn State | 0 | 3 | 3 | 0 | 6 |

UF - Brindise 1 run (Cooper kick)
UF - Johnson to Green 35 pass (Cooper kick)
PSU - Forney 42-yard FG
PSU - Forney 30-yard FG
UF - Palmer to Green 37 pass (Cooper kick)

| | FLORIDA | PENN ST. |
|-----------------|---------|----------|
| First Downs | 23 | 9 |
| Rushes-Yards | 59-254 | 29-47 |
| Passing Yards | 143 | 92 |
| Att.-Comp.-Int. | 19-9-2 | 32-10-3 |
| Total Offense | 397 | 139 |
| Fumbles-Lost | 1-1 | 0-0 |
| Penalties-Yards | 5-46 | 1-5 |
| Possession Time | 35:07 | 24:53 |

INDIVIDUAL LEADERS

Rushing:
Florida - Taylor 43-234, Carroll 9-28.
Penn State - Eberly 14-53, Watson 4-5.
Passing:
Florida - Johnson 5-12-1-77-1 TD, Brindise 3-6-1-29-0 TD, Palmer 1-1-0-37-1 TD.
Penn State - McQueary 10-32-3-92-0 TD.
Receiving:
Florida - Green 2-72, McGriff 1-19, Taylor 1-19.
Penn State - Natasi 2-26, Brown 3-25, Watson 2-15.

1999 ORANGE BOWL

Jan. 2, 1999 • Miami, Fla. (Att. 67,919)

FLORIDA 31
SYRACUSE 10

| | | | | | |
|----------|----|----|----|---|----|
| Florida | 14 | 14 | 14 | 3 | 31 |
| Syracuse | 0 | 3 | 0 | 7 | 10 |

UF - Johnson to Taylor 51 pass (Chandler kick)
UF - Johnson to Taylor 26 pass (Chandler kick)
SYR - Trout 36-yard FG
UF - Palmer to Kinney 4 pass (Chandler kick)
UF - Palmer 2 run (Chandler kick)
UF - Chandler 32-yard FG
SYR - McNabb to Jackson 62 pass (Trout kick)

| | FLORIDA | SYRACUSE |
|-----------------|---------|----------|
| First Downs | 18 | 18 |
| Rushes-Yards | 36-133 | 36-129 |
| Passing Yards | 308 | 192 |
| Att.-Comp.-Int. | 31-22-0 | 30-14-1 |
| Total Offense | 441 | 321 |
| Fumbles Lost | 0 | 3 |
| Penalties-Yards | 11-76 | 2-20 |
| Possession Time | 31:48 | 28:12 |

INDIVIDUAL LEADERS

Rushing:
Florida - Jackson 21-108, Taylor 2-16.
Syracuse - McNabb 20-72, Brown 5-31.
Passing:
Florida - Johnson 12-17-0-195-2 TD, Palmer 10-14-0-113-1 TD.
Syracuse - McNabb 14-30-1-192-1 TD.
Receiving:
Florida - Taylor 7-159, Karim 4-79, Jackson 4-27.
Syracuse - Jackson 1-62, Johnson 4-49, Daniel 4-34.

2000 FLORIDA CITRUS BOWL

Jan. 1, 2000 • Orlando, Fla. (Att. 62,011)

MICHIGAN STATE 37
FLORIDA 34

Michigan St. 3 17 6 11 - 37
Florida 7 14 6 7 - 34

- MSU** - Edinger 46-yard FG
- UF** - Johnson to Taylor 12 pass (Chandler kick)
- MSU** - Burke to Burress 37 pass (Edinger kick)
- MSU** - Turner 24-yard fumble return (Edinger kick)
- UF** - Johnson to Taylor 8 pass (Chandler kick)
- MSU** - Edinger 20-yard FG
- UF** - Johnson 1 run (Chandler kick)
- MSU** - Burke to Burress 21 pass (Burke pass failed)
- UF** - Johnson to Taylor 39 pass (Johnson pass failed)
- UF** - Gillespie 2 run (Chandler kick)
- MSU** - Burke to Burress 30 pass (Burke pass good)
- MSU** - Edinger 39-yard FG

| | MICHIGAN ST. | FLORIDA |
|-----------------|--------------|---------|
| First Downs | 25 | 27 |
| Rushes-Yards | 40-187 | 30-113 |
| Passing Yards | 257 | 300 |
| Att.-Comp.-Int. | 35-21-2 | 51-25-0 |
| Total Offense | 400 | 367 |
| Fumbles Lost | 1 | 2 |
| Penalties-Yards | 7-80 | 10-100 |
| Possession Time | 32:49 | 27:11 |

INDIVIDUAL LEADERS

- Rushing:**
Michigan State - Clemons 20-105, Duckett 14-77.
Florida - Gillespie 14-74, Carroll 5-14.
- Passing:**
Michigan State - Burke 21-35-2-257-3 TD.
Florida - Johnson 24-50-0-288-3 TD.
- Receiving:**
Michigan State - Burress 13-185, Baker 2-21.
Florida - Taylor 11-156, Jackson 5-61, Willis 4-53.

2001 SUGAR BOWL

Jan. 2, 2001 • New Orleans, La. (Att. 64,407)

MIAMI (FLA.) 37
FLORIDA 20

Miami (Fla.) 10 3 14 10 - 37
Florida 7 3 7 3 - 20

- UF** - Grossman to Wells 23 pass (Chandler kick)
- UM** - Sievers 44-yard FG
- UM** - Dorsey to Shockey 8 pass (Sievers kick)
- UM** - Sievers 29-yard FG
- UF** - Chandler 51-yard FG
- UF** - Graham 36 run (Chandler kick)
- UM** - Dorsey to Williams 19 pass (Sievers kick)
- UM** - Dorsey to Davenport 2 pass (Sievers kick)
- UF** - Chandler 26-yard FG
- UM** - Sievers 29-yard FG
- UM** - Davenport 3 run (Sievers kick)

| | MIAMI | FLORIDA |
|-----------------|---------|---------|
| First Downs | 28 | 25 |
| Rushes-Yards | 43-198 | 20-155 |
| Passing Yards | 270 | 312 |
| Att.-Comp.-Int. | 40-22-2 | 51-24-3 |
| Total Offense | 454 | 452 |
| Fumbles Lost | 0 | 0 |
| Penalties-Yards | 11-109 | 9-79 |
| Possession Time | 35:19 | 24:41 |

INDIVIDUAL LEADERS

- Rushing:**
Miami - Portis 18-97, Jackson 12-62, Davenport 6-17.
Florida - Graham 15-136.
- Passing:**
Miami - Dorsey 22-40-2-270-3 TD.
Florida - Grossman 18-41-2-252-1 TD, Palmer 6-10-1-60-0 TD.
- Receiving:**
Miami - Moss 6-89, Wayne 3-49, Shockey 4-47.
Florida - Caldwell 6-110, Gaffney 7-75, Graham 4-43.

2002 ORANGE BOWL

Jan. 2, 2002 • Miami, Fla. (Att. 73,640)

FLORIDA 56
MARYLAND 23

Florida 14 14 21 7 - 56
Maryland 7 3 0 13 - 23

- UF** - Graham 1 run (Chandler kick)
- UF** - Berlin to Jacobs 46 pass (Chandler kick)
- MD** - Hill to Williams 64 pass (Novak kick)
- MD** - Novak 20-yard FG
- UF** - Grossman to Jacobs 15 pass (Chandler kick)
- UF** - Grossman to Gaffney 4 pass (Chandler kick)
- UF** - Gillespie 11 run (Chandler kick)
- MD** - Riley 1 run (Novak kick)
- UF** - Grossman to Perez 10 pass (Chandler kick)
- MD** - Riley 10 run (Hill pass failed)

| | FLORIDA | MARYLAND |
|-----------------|---------|----------|
| First Downs | 30 | 19 |
| Rushes-Yards | 25-203 | 40-103 |
| Passing Yards | 456 | 257 |
| Att.-Comp.-Int. | 49-33-2 | 39-23-1 |
| Total Offense | 659 | 360 |
| Fumbles-Lost | 2-1 | 0-0 |
| Penalties-Yards | 6-43 | 4-20 |
| Possession Time | 28:26 | 31:34 |

INDIVIDUAL LEADERS

- Rushing:**
Florida - Graham 16-149, Gillespie 4-63.
Maryland - Hill 11-31, Riley 9-23.
- Passing:**
Florida - Grossman 20-28-0-248-3 TD, Berlin 11-19-2-196-1 TD, Creveling 2-2-0-12-0 TD.
Maryland - Hill 23-39-1-257-1 TD.
- Receiving:**
Florida - Jacobs 10-170, Gaffney 7-118, Caldwell 4-47.
Maryland - Williams 4-91, Parson 4-46, Murphy 5-42.

2003 OUTBACK BOWL

Jan. 1, 2003 • Tampa, Fla. (Att. 65,101)

MICHIGAN 38
FLORIDA 30

Michigan 7 14 14 3 - 38
Florida 0 16 7 7 - 30

- UM** - Perry 4 run (Finley kick)
- UF** - Graham 2 run (Leach kick)
- UF** - Graham 1 run (Carthon rush failed)
- UM** - Perry 1 run (Finley kick)
- UF** - Leach 29-yard FG
- UM** - Navarre to Bellamy 8 pass (Finley kick)
- UF** - Grossman to Ratliff 33 pass (Leach kick)
- UM** - Perry 7 run (Finley kick)
- UM** - Perry 12 run (Finley kick)
- UF** - Grossman to Walker 3 pass (Leach kick)
- UM** - Finley 33-yard FG

2003 Outback Bowl (cont.)

| | MICHIGAN | FLORIDA |
|-------------------|----------|---------|
| First Downs | 17 | 28 |
| Rushes-Yards | 37-104 | 43-183 |
| Passing Yards | 319 | 323 |
| Att.-Comp.-Int. | 37-21-0 | 42-21-1 |
| Total Offense | 423 | 506 |
| Fumbles-Lost-Int. | 0-0 | 2-1 |
| Penalties-Yards | 3-23 | 6-38 |
| Possession Time | 32:39 | 27:21 |

INDIVIDUAL LEADERS

Rushing:

Michigan - Perry 28-85, Bellamy 2-20.
Florida - Graham 22-120, Carthon 6-56.

Passing:

Michigan - Navarre 21-36-0-319-1 TD.
Florida - Grossman 21-41-0-323-2 TD, Brown 0-1-1-0-0 TD.

Receiving:

Michigan - Edwards 4-110, Perry 6-108, Jopru 6-80.
Florida - Jacobs 7-88, Carthon 3-65, Kight 3-52.

2004 OUTBACK BOWL

Jan. 1, 2004 • Tampa, Fla. (Att. 65,372)

| | |
|---------|----|
| IOWA | 37 |
| FLORIDA | 17 |

| | | | | |
|---------|---|----|----|--------|
| Iowa | 7 | 13 | 14 | 3 - 37 |
| Florida | 7 | 0 | 3 | 7 - 17 |

- UF - Leak to Kight 70 pass (Leach kick)
- UI - Chandler to Brown 3 pass (Kaeding kick)
- UI - Kaeding 47-yard FG
- UI - Chandler 5 run (Kaeding kick)
- UI - Kaeding 32-yard FG
- UI - Melloy 0-yard blocked punt return (Kaeding kick)
- UF - Leach 48-yard FG
- UI - Russell 34 run (Kaeding kick)
- UI - Kaeding 38-yard FG
- UF - Leak to Baker 25 pass (Leach kick)

| | IOWA | FLORIDA |
|-----------------|---------|---------|
| First Downs | 22 | 16 |
| Rushes-Yards | 49-238 | 28-57 |
| Passing Yards | 170 | 268 |
| Att.-Comp.-Int. | 26-13-0 | 41-22-1 |
| Total Offense | 408 | 325 |
| Fumbles-Lost | 1-0 | 1-0 |
| Penalties-Yards | 3-15 | 4-43 |
| Possession Time | 34:10 | 25:50 |

INDIVIDUAL LEADERS

Rushing:

Iowa - Russell 21-150, Lewis 12-45.
Florida - Carthon 10-44, Fason 4-23.

Passing:

Iowa - Chandler 13-25-0-170-1 TD.
Florida - Leak 22-41-1-268-2 TD.

Receiving:

Iowa - Brown 6-96, Hinkel 3-44.
Florida - Perez 7-70, Small 3-37, Baker 3-36.

2004 CHICK-FIL-A PEACH BOWL

Dec. 31, 2004 • Atlanta, Ga. (Att. 69,322)

| | |
|---------|----|
| MIAMI | 27 |
| FLORIDA | 10 |

| | | | | |
|---------|---|----|---|--------|
| Miami | 7 | 10 | 7 | 3 - 27 |
| Florida | 0 | 3 | 7 | 0 - 10 |

- UM - Hester 78-yard blocked field goal return (Peattie kick)
- UF - Leach 34-yard FG
- UM - Peattie 47-yard FG
- UM - Parrish 72-yard punt return (Peattie kick)
- UM - Berlin to Moore 20 pass (Peattie kick)
- UF - Leak to Cornelius 45 pass (Leach kick)
- UM - Peattie 32-yard FG

| | MIAMI | FLORIDA |
|-----------------|---------|---------|
| First Downs | 16 | 22 |
| Rushes-Yards | 36-106 | 40-144 |
| Passing Yards | 171 | 262 |
| Att.-Comp.-Int. | 13-24-1 | 39-19-2 |
| Total Offense | 277 | 406 |
| Fumbles-Lost | 2-1 | 1-0 |
| Penalties-Yards | 4-30 | 8-74 |
| Possession Time | 28:51 | 31:09 |

INDIVIDUAL LEADERS

Rushing:

Miami - Gore 25-80, Moss 4-18.
Florida - Fason 17-94, Leak 14-79, Thornton 8-20.

Passing:

Miami - Berlin 13-24-1-171-1 TD.
Florida - Leak 19-39-2-262-1 TD.

Receiving:

Miami - Parrish 4-63, Leggett 2-41, Moore 2-32.
Florida - Small 8-92, Fason 4-40, Jackson 2-33.

2006 OUTBACK BOWL

Jan. 2, 2006 • Tampa, Fla. (Att. 65,881)

| | |
|---------|----|
| FLORIDA | 31 |
| IOWA | 24 |

| | | | | |
|---------|---|----|---|---------|
| Florida | 7 | 17 | 7 | 0 - 31 |
| Iowa | 0 | 7 | 0 | 17 - 24 |

- UF - T. McCollum 6-yard blocked punt return (Hetland kick)
- UF - Hetland 21-yard FG
- UF - Brown 60-yard interception return (Hetland kick)
- UI - Tate to Solomon 20 pass (Schlicher kick)
- UF - Leak to Baker 24 pass (Hetland kick)
- UF - Leak to Baker 38 pass (Hetland kick)
- UI - Tate to Hinkel 4 pass (Schlicher kick)
- UI - Tate to Hinkel 14 pass (Schlicher kick)
- UI - Schlicher 45-yard FG

| | FLORIDA | IOWA |
|-----------------|---------|---------|
| First Downs | 26 | 23 |
| Rushes-Yards | 42-169 | 20-64 |
| Passing Yards | 278 | 346 |
| Att.-Comp.-Int. | 40-25-0 | 55-32-1 |
| Total Offense | 447 | 410 |
| Fumbles-Lost | 1-1 | 0-0 |
| Penalties-Yards | 5-30 | 8-60 |
| Possession Time | 35:25 | 24:35 |

INDIVIDUAL LEADERS

Rushing:

Florida - Moore 13-88, Wynn 8-34, Leak 13-31.
Iowa - Young 13-34, Tate 3-24.

Passing:

Florida - Leak 25-40-0-278-2 TD.
Iowa - Tate 32-55-1-346-3 TD.

Receiving:

Florida - Baker 10-147, Jackson 7-76, Casey 2-27.
Iowa - Solomon 7-96, Hinkel 9-87, Chandler 7-89.

2007 TOSTITOS BCS NATIONAL CHAMPIONSHIP

Jan. 8, 2007 • Glendale, Ariz. (Att. 74,628)

FLORIDA 41
OHIO STATE 14

Florida 14 20 0 7 - 41
Ohio State 7 7 0 0 - 24

- OSU** - Ginn, Jr., 93-yard kickoff return (Pettrey kick)
- UF** - Leak to Baker 14 pass (Hetland kick)
- UF** - Harvin 4 run (Hetland kick)
- UF** - Wynn 2 run (Hetland kick)
- OSU** - Pittman 18 run (Pettrey kick)
- UF** - Hetland 42-yard FG
- UF** - Hetland 40-yard FG
- UF** - Tebow to Caldwell 1 pass (Hetland kick)
- UF** - Tebow 1 run (Hetland kick)

| | FLORIDA | OHIO ST. |
|-----------------|---------|----------|
| First Downs | 21 | 8 |
| Rushes-Yards | 43-156 | 23-47 |
| Passing Yards | 214 | 35 |
| Att.-Comp.-Int. | 26-37-0 | 4-14-1 |
| Total Offense | 370 | 82 |
| Fumbles-Lost | 0-0 | 1-1 |
| Penalties-Yards | 6-50 | 5-50 |
| Possession Time | 40:48 | 19:12 |

INDIVIDUAL LEADERS

Rushing:

Florida - Wynn 19-69, Tebow 10-39, Harvin 5-22
Ohio State - Pittman 10-60, Wells 2-9, Hartline 1-5

Passing:

Florida - Leak 25-36-0-213-1 TD, Tebow 1-1-0-1-1 TD
Ohio State - Smith 4-14-1-35-0 TD

Receiving:

Florida - Harvin 9-60, Cornelius 5-50, Ingram 4-58
Ohio State - Gonzales 2-11, Hartline 1-13, Pittman 1-11

2008 CAPITAL ONE BOWL

Jan. 1, 2008 • Orlando, Fla. (Att. 69,748)

MICHIGAN 41
FLORIDA 35

Michigan 7 14 7 13 - 41
Florida 7 7 14 7 - 35

- UM** - Henne to Manningham 21 pass (Lopata kick)
- UF** - Tebow to Harvin 10 pass (Ijjas kick)
- UF** - Tebow to Caldwell 18 pass (Ijjas kick)
- UM** - Hart 3 run (Lopata kick)
- UM** - Henne to Arrington 1 pass (Lopata kick)
- UM** - Hart 1 run (Lopata kick)
- UF** - Tebow 1 run (Ijjas kick)
- UF** - Tebow to Caldwell 14 pass (Ijjas kick)
- UM** - Lopata 37-yard FG
- UF** - Harvin 10 run (Ijjas kick)
- UM** - Henne to Arrington 18 pass (Lopata kick)
- UM** - Lopata 41-yard FG

| | MICHIGAN | FLORIDA |
|-----------------|----------|---------|
| First Downs | 28 | 18 |
| Rushes-Yards | 47-151 | 32-230 |
| Passing Yards | 373 | 169 |
| Att.-Comp.-Int. | 39-25-2 | 34-18-0 |
| Total Offense | 524 | 399 |
| Fumbles-Lost | 4-2 | 1-0 |
| Penalties-Yards | 8-65 | 9-49 |
| Possession Time | 32:18 | 27:42 |

INDIVIDUAL LEADERS

Rushing:

Michigan - Hart 32-129, Manningham 7-53
Florida - Harvin 13-165, Tebow 16-19

Passing:

Michigan - Henne 25-39-2-373-3 TD
Florida - Tebow 14-33-0-154-3 TD, Henry 1-1-0-15-0 TD

Receiving:

Michigan - Arrington 9-153, Matthews 7-62, Manningham 5-78
Florida - Harvin 9-77, Caldwell 4-40, Hernandez 3-31

2009 FEDEX BCS NATIONAL CHAMPIONSHIP

Jan. 8, 2009 • Miami, Fla. (Att. 78,468)

FLORIDA 24
OKLAHOMA 14

Florida 0 7 7 10 - 24
Oklahoma 0 7 0 7 - 14

- UF** - Tebow to Murphy 20 pass (Phillips kick)
- OU** - Bradford to Gresham 6 pass (Stevens kick)
- UF** - Harvin 2 run (Phillips kick)
- OU** - Bradford to Gresham 11 pass (Stevens kick)
- UF** - Phillips 27-yard FG
- UF** - Tebow to Nelson 4 pass (Phillips kick)

| | FLORIDA | OKLAHOMA |
|-----------------|---------|----------|
| First Downs | 24 | 25 |
| Rushes-Yards | 44-249 | 29-107 |
| Passing Yards | 231 | 256 |
| Att.-Comp.-Int. | 30-18-2 | 41-26-2 |
| Total Offense | 480 | 363 |
| Fumbles-Lost | 0-0 | 1-1 |
| Penalties-Yards | 8-81 | 4-31 |
| Possession Time | 34:57 | 25:03 |

INDIVIDUAL LEADERS

Rushing:

Florida - Harvin 9-122, Tebow 22-109.
Oklahoma - Brown 22-110, Madu 4-12

Passing:

Florida - Tebow 18-30-2-231-2 TD,
Oklahoma - Bradford 26-41-2-256-2 TD

Receiving:

Florida - Hernandez 5-57, Harvin 5-49, Murphy 2-44
Oklahoma - Gresham 8-62, Iglesias 5-58, Johnson 4-29

2010 ALLSTATE SUGAR BOWL

Jan. 1, 2010 • New Orleans, La. (Att. 65,207)

CINCINNATI 24
FLORIDA 51

Cincinnati 0 3 7 14 - 24
Florida 9 21 14 7 - 51

- UF** - Tebow to Hernandez 7-yd pass (Sturgis kick failed)
- UF** - Sturgis 40-yd FG
- UF** - Tebow to Thompson 7-yd pass (Sturgis kick)
- UF** - Moody 6-yd run (Sturgis kick)
- UC** - Rogers 47-yd FG
- UF** - Tebow to Cooper 80-yd pass (Sturgis kick)
- UF** - Moody 2-yd run (Sturgis kick)
- UC** - Pike to Waugh 2-yd pass (Rogers kick)
- UF** - Tebow 4-yd run (Sturgis kick)
- UC** - Pike to Binns 3-yd pass (Rogers kick)
- UF** - Rainey 6-yd run (Sturgis kick)
- UC** - Pike to Alli 6-yd pass (Rogers kick)

2010 Allstate Sugar Bowl (cont.)

| | CINCINNATI | FLORIDA |
|-----------------|------------|---------|
| First Downs | 19 | 28 |
| Rushes-Yards | 23-76 | 34-177 |
| Passing Yards | 170 | 482 |
| Att.-Comp.-Int. | 45-27-0 | 36-31-0 |
| Total Offense | 246 | 659 |
| Fumbles-Lost | 1-0 | 0-0 |
| Penalties-Yards | 3-40 | 12-90 |
| Possession Time | 27:40 | 32:20 |

INDIVIDUAL LEADERS

Rushing:

Cincinnati - Pead 7-48, Kelce 1-19
Florida - Gillislee 5-78, Tebow 14-51

Passing:

Cincinnati - Pike 27-45-0-170-3 TD
Florida - Tebow 31-35-0-482-3 TD

Receiving:

Cincinnati - Gilyard 7-41, Binns 5-29, Guidugli 5-22
Florida - Hernandez 9-111, Cooper 7-181, Rainey 4-71

2011 OUTBACK BOWL

Jan. 1, 2011 • Tampa, Fla. (Att. 60,574)

| | |
|-------------------|-----------|
| FLORIDA | 37 |
| PENN STATE | 24 |

| | | | | | |
|------------|---|----|---|----|-----|
| Florida | 0 | 14 | 6 | 17 | -37 |
| Penn State | 7 | 10 | 7 | 0 | -24 |

PSU - McGloin to Moye 5-yd pass (Wagner kick)
UF - Hines 16-yd run (Henry kick)
UF - McCray 27-yd blocked puntn return (Henry kick)
PSU - Zordich 1-yd run (Wagner kick)
PSU - Wagner 20-yd FG
UF - Henry 30-yd FG
PSU - McGloin 2-yd run (Wagner kick)
UF - Henry 47-yd FG
UF - Gillislee 1-yd run (Henry kick)
UF - Henry 20-yd FG
UF - Black 80-yd interception return (Henry kick)

| | FLORIDA | PENN ST. |
|-----------------|---------|----------|
| First Downs | 17 | 17 |
| Rushes-Yards | 45-178 | 36-139 |
| Passing Yards | 101 | 211 |
| Att.-Comp.-Int. | 27-14-1 | 41-17-5 |
| Total Offense | 279 | 350 |
| Fumbles-Lost | 2-1 | 0-0 |
| Penalties-Yards | 5-35 | 5-29 |
| Possession Time | 27:11 | 32:49 |

INDIVIDUAL LEADERS

Rushing:

Florida - Reed 24-68, Rainey 6-66
Penn State - Royster 20-98

Passing:

Florida - Reed 8-13-0-0, Brantley 6-13-1-0 TD
Penn State - McGloin 17-41-5-1 TD

Receiving:

Penn State - Moye 5-79, Royster 4-51, Brackett 2-28
Florida - Hines 2-27, Burton 2-22, Thompson 2-22

2012 TAXSLAYER.COM GATOR BOWL

Jan. 2, 2012 • Jacksonville, Fla. (Att. 61,312)

| | |
|-------------------|-----------|
| OHIO STATE | 17 |
| FLORIDA | 24 |

| | | | | | |
|------------|---|----|---|---|-----|
| Ohio State | 0 | 10 | 0 | 7 | -17 |
| Florida | 7 | 7 | 7 | 3 | -24 |

UF - Brantley to Thompson 17-yd pass (Sturgis kick)
OSU - Miller to Posey 5-yd pass (Basil kick)
UF - Debose 99-yd kickoff return (Sturgis kick)
OSU - Basil 47-yd field goal
UF - Stewart 14-yd blocked punt return (Sturgis kick)
UF - Sturgis 17-yd field goal
OSU - Miller to Hall 11-yd pass (Basil kick)

| | OHIO ST. | FLORIDA |
|-----------------|----------|---------|
| First Downs | 20 | 14 |
| Rushes-Yards | 37-137 | 38-131 |
| Passing Yards | 162 | 132 |
| Att.-Comp.-Int. | 23-18-0 | 16-12-1 |
| Total Offense | 236 | 263 |
| Fumbles-Lost | 2-2 | 2-2 |
| Penalties-Yards | 4-25 | 7-74 |
| Possession Time | 32:21 | 27:39 |

INDIVIDUAL LEADERS

Rushing:

Ohio St. - Herron 12-82, Hall 4-24, Miller 15-20, Hyde 5-17
Florida - Rainey 16-71, Demps 7-30, Burton 4-23, Gillislee 5-15

Passing:

Ohio St. - Miller 18-23-0-162-2 TD
Florida - Brantley 12-16-1-132-1 TD

Receiving:

Ohio St. - Posey 5-38, Herron 4-11, Hall 3-12, Smith 2-47
Florida - Rainey 3-31, Hines 2-40, Thompson 2-27

MOST BCS BOWL GAME APPEARANCES (1998-2011 Seasons)

| Team | BCS App. | BCS Record | National Champ. |
|-----------------|----------|------------|-----------------|
| 1. Ohio State | 9 | *5-3 | 1-2 |
| 2. Oklahoma | 8 | 3-5 | 1-3 |
| 3. Southern Cal | 7 | *5-1 | *1-1 |
| 4. Florida | 6 | 5-1 | 2-0 |
| Florida State | 6 | 1-5 | 1-2 |
| Virginia Tech | 6 | 1-5 | 0-1 |
| 7. LSU | 5 | 4-1 | 2-1 |
| Michigan | 5 | 2-3 | 0-0 |

*Ohio State vacated 2011 Sugar Bowl win; Southern Cal vacated 2005 Orange Bowl win

ALL-TIME UF BOWL GAME MVPs

| | | | | | |
|------|--------------|-------------------|------|---------------------|---------------------------|
| 1953 | Gator | J. "Papa" Hall | 1989 | Freedom | Huey Richardson |
| 1958 | Gator | Dave Hudson | 1992 | Gator | Errict Rhett |
| 1960 | Gator | Larry Libertore | 1994 | Sugar | Errict Rhett |
| 1962 | Gator | Tommy Shannon | 1997 | Sugar | Danny Wuerrffel |
| 1966 | Sugar | Steve Spurrier | 1998 | Citrus | Fred Taylor |
| 1967 | Orange | Larry Smith | 1999 | Orange | Travis Taylor |
| 1969 | Gator | Mike Kelley | 2002 | Orange | Taylor Jacobs |
| 1975 | Gator | Sammy Green | 2006 | Outback | Dallas Baker |
| 1980 | Tangerine | Cris Collinsworth | 2007 | BCS National Champ. | Chris Leak/Derrick Harvey |
| 1982 | Bluebonnet | Dwayne Dixon | 2009 | BCS National Champ. | Tim Tebow/Carlos Dunlap |
| 1983 | Gator | Tony Lilly | 2010 | Sugar | Tim Tebow |
| 1987 | Aloha | Emmitt Smith | 2011 | Outback | Ahmad Black |
| 1988 | All-American | Emmitt Smith | 2012 | Gator | Andre Debose |

YEAR-BY-YEAR OFFENSIVE STATS

| Year | SCORING | | | | FIRST DOWNS | | | | RUSHING | | | | TOTAL OFFENSE | | | | PENALTIES | | | | RETURNS | | | | PUNTING | | | | 3RD DOWNS | | 4TH DOWNS | | | | | |
|------|---------|------|------|-------|-------------|------|------|-------|---------|------|------|--------|---------------|-------|------------|------------|-----------|--------|--------|-----|---------|-------|---------|----------|----------|---------|----------|--------|-----------|---------|-----------|--------|--------|-------|-------|------|
| | Pts | Rush | Pass | FG | TD | TD | Pass | Total | Yds | Att | Avg | Yds/Gm | Yds | Plays | Yds/Play | Fum-Lost | No-Yds | Yds/Gm | KR-Yds | KR | PR-Yds | PR | No-Yds | Avg | Conv-Att | Pct | Conv-Att | Pct | | | | | | | | |
| 2011 | 25.5 | 17 | 13 | 33-33 | 24-29 | 31 | 106 | 21 | 222 | 1859 | 4.69 | 4.3 | 166.5 | 2396 | 320-182-13 | 13.3 | 185.7 | 4273 | 789 | 5.4 | 328.7 | 5.95 | 100-773 | 5.95 | 47-1137 | 24.3 | 25-178 | 7.1 | 57-2267 | 39.8 | 28-19 | 51-159 | 32.1 | 6-11 | 5-15 | |
| 2010 | 29.0 | 38 | 31 | 12 | 47-51 | 9-15 | 108 | 122 | 17 | 247 | 2165 | 5.04 | 4.3 | 166.5 | 2396 | 320-182-13 | 13.3 | 185.7 | 4273 | 789 | 5.4 | 328.7 | 5.95 | 100-773 | 5.95 | 47-1137 | 24.3 | 25-178 | 7.1 | 57-2267 | 39.8 | 28-19 | 51-159 | 32.1 | 6-11 | 5-15 |
| 2009 | 35.9 | 30 | 28 | 58-63 | 22-31 | 502 | 148 | 14 | 314 | 3105 | 5.55 | 5.6 | 221.1 | 2995 | 361-240-6 | 14.2 | 213.9 | 6231 | 874 | 7.1 | 445.7 | 19-8 | 102-839 | 5.99 | 38-815 | 21.4 | 42-592 | 14.1 | 45-1952 | 43.4 | 30-06 | 83-161 | 516 | 11-16 | 688 | |
| 2008 | 42.5 | 42 | 33 | 81-82 | 12-13 | 611 | 154 | 129 | 311 | 3005 | 6.26 | 4.7 | 160.0 | 3305 | 399-251-14 | 8.3 | 236.1 | 5545 | 875 | 6.3 | 396.1 | 25-10 | 116-888 | 63.4 | 26-655 | 17.5 | 49-499 | 10.2 | 55-2342 | 40.8 | 31-08 | 74-167 | 443 | 9-18 | 500 | |
| 2007 | 29.7 | 24 | 29 | 50-54 | 6-15 | 416 | 117 | 152 | 16 | 285 | 2240 | 4.76 | 4.7 | 160.0 | 3305 | 399-251-14 | 8.3 | 236.1 | 5545 | 875 | 6.3 | 396.1 | 25-10 | 116-888 | 63.4 | 26-655 | 17.5 | 49-499 | 10.2 | 55-2342 | 40.8 | 31-08 | 74-167 | 443 | 9-18 | 500 |
| 2006 | 28.6 | 19 | 29 | 40-49 | 13-16 | 343 | 105 | 124 | 16 | 245 | 1761 | 4.55 | 3.9 | 146.8 | 2720 | 385-241-7 | 13.3 | 226.7 | 4481 | 840 | 5.3 | 423.9 | 20-8 | 106-844 | 70.3 | 30-818 | 29.6 | 35-251 | 7.2 | 62-2542 | 41.0 | 32-37 | 67-176 | 380 | 12-17 | 555 |
| 2005 | 31.8 | 20 | 29 | 49-49 | 13-19 | 382 | 101 | 138 | 15 | 254 | 1870 | 4.15 | 4.5 | 158.8 | 3253 | 407-243-12 | 13.4 | 271.1 | 5123 | 822 | 6.2 | 426.9 | 20-8 | 106-844 | 70.3 | 30-818 | 29.6 | 35-251 | 7.2 | 62-2542 | 41.0 | 32-37 | 67-176 | 380 | 12-17 | 555 |
| 2004 | 31.8 | 20 | 29 | 49-49 | 13-19 | 382 | 101 | 138 | 15 | 254 | 1870 | 4.15 | 4.5 | 158.8 | 3253 | 407-243-12 | 13.4 | 271.1 | 5123 | 822 | 6.2 | 426.9 | 20-8 | 106-844 | 70.3 | 30-818 | 29.6 | 35-251 | 7.2 | 62-2542 | 41.0 | 32-37 | 67-176 | 380 | 12-17 | 555 |
| 2003 | 30.0 | 21 | 20 | 41-41 | 21-27 | 409 | 98 | 105 | 20 | 253 | 1898 | 4.54 | 4.2 | 146.0 | 3190 | 406-244-14 | 11.9 | 270.0 | 5098 | 860 | 5.9 | 391.4 | 19-10 | 95-712 | 54.8 | 34-618 | 21.5 | 40-449 | 11.2 | 69-3011 | 43.6 | 26-58 | 60-178 | 340 | 7-9 | 780 |
| 2002 | 25.8 | 20 | 22 | 33-39 | 9-15 | 336 | 105 | 168 | 28 | 301 | 1771 | 4.65 | 3.8 | 136.2 | 3519 | 517-295-18 | 11.2 | 240.7 | 5290 | 982 | 5.4 | 406.9 | 21-8 | 95-712 | 54.8 | 34-618 | 21.5 | 40-449 | 11.2 | 69-3011 | 43.6 | 26-58 | 60-178 | 340 | 7-9 | 780 |
| 2001 | 43.8 | 16 | 43 | 56-59 | 20-24 | 482 | 84 | 194 | 14 | 292 | 1346 | 3.24 | 4.2 | 122.4 | 4657 | 664-299-13 | 14.9 | 405.2 | 5803 | 788 | 7.4 | 527.5 | 22-13 | 101-721 | 65.5 | 24-468 | 19.5 | 36-369 | 10.3 | 26-1044 | 40.2 | 29-28 | 60-132 | 454 | 12-18 | 667 |
| 2000 | 37.3 | 20 | 34 | 50-54 | 20-25 | 468 | 100 | 148 | 20 | 258 | 1326 | 3.67 | 4.1 | 148.6 | 3393 | 592-209-18 | 11.9 | 288.7 | 4678 | 806 | 5.1 | 389.9 | 17-12 | 95-795 | 61.2 | 49-1040 | 21.2 | 31-155 | 5.0 | 56-2287 | 40.8 | 28-35 | 74-182 | 407 | 15-21 | 714 |
| 1999 | 35.2 | 19 | 25 | 44-47 | 10-16 | 387 | 118 | 142 | 13 | 273 | 1781 | 4.40 | 4.1 | 164.9 | 3197 | 495-236-10 | 12.6 | 273.3 | 4590 | 849 | 5.4 | 412.7 | 15-8 | 101-811 | 67.6 | 27-652 | 24.2 | 32-242 | 7.6 | 46-1991 | 43.3 | 27-54 | 65-147 | 442 | 6-10 | 600 |
| 1998 | 31.7 | 20 | 32 | 48-55 | 6-11 | 409 | 90 | 133 | 16 | 239 | 1595 | 3.65 | 4.4 | 145.0 | 3039 | 394-211-18 | 14.4 | 361.3 | 4634 | 759 | 6.1 | 421.3 | 18-8 | 91-722 | 65.6 | 20-411 | 20.5 | 38-458 | 12.1 | 48-1948 | 40.6 | 29-24 | 55-143 | 385 | 9-18 | 532 |
| 1997 | 46.6 | 25 | 42 | 71-75 | 10-18 | 514 | 118 | 167 | 18 | 303 | 2040 | 4.42 | 4.6 | 170.0 | 4007 | 412-234-16 | 17.1 | 333.9 | 6047 | 854 | 7.1 | 503.9 | 16-7 | 125-1095 | 91.3 | 28-385 | 20.9 | 41-532 | 13.0 | 38-1475 | 38.8 | 28-42 | 59-145 | 407 | 12-19 | 632 |
| 1996 | 44.5 | 24 | 48 | 72-73 | 6-12 | 500 | 133 | 181 | 13 | 327 | 2083 | 4.10 | 5.1 | 173.6 | 4330 | 457-287-12 | 15.1 | 360.8 | 6413 | 867 | 7.4 | 534.4 | 22-13 | 102-820 | 63.1 | 38-886 | 23.3 | 36-424 | 11.8 | 39-1630 | 41.8 | 29-24 | 62-144 | 431 | 10-14 | 714 |
| 1995 | 44.4 | 19 | 43 | 65-65 | 14-16 | 497 | 111 | 159 | 14 | 284 | 1813 | 4.16 | 4.4 | 151.1 | 3740 | 435-267-21 | 14.0 | 311.7 | 5533 | 851 | 6.5 | 462.8 | 15-5 | 104-906 | 75.5 | 30-689 | 23.0 | 38-424 | 7.4 | 34-1297 | 38.1 | 29-21 | 72-145 | 497 | 10-14 | 714 |
| 1994 | 43.4 | 19 | 43 | 65-65 | 14-16 | 497 | 111 | 159 | 14 | 284 | 1813 | 4.16 | 4.4 | 151.1 | 3740 | 435-267-21 | 14.0 | 311.7 | 5533 | 851 | 6.5 | 462.8 | 15-5 | 104-906 | 75.5 | 30-689 | 23.0 | 38-424 | 7.4 | 34-1297 | 38.1 | 29-21 | 72-145 | 497 | 10-14 | 714 |
| 1993 | 39.3 | 18 | 41 | 53-56 | 15-19 | 472 | 103 | 182 | 13 | 298 | 1647 | 4.00 | 4.1 | 137.3 | 4072 | 488-284-21 | 14.3 | 339.3 | 5719 | 888 | 6.4 | 476.6 | 18-9 | 109-846 | 70.5 | 37-828 | 22.4 | 36-298 | 8.3 | 44-1837 | 41.8 | 29-23 | 65-156 | 417 | 7-16 | 438 |
| 1992 | 24.0 | 12 | 25 | 36-36 | 10-18 | 288 | 82 | 170 | 18 | 270 | 1239 | 4.23 | 2.9 | 103.3 | 3440 | 302-209-18 | 11.9 | 288.7 | 4678 | 806 | 5.1 | 389.9 | 17-12 | 95-795 | 61.2 | 49-1040 | 21.2 | 31-155 | 5.0 | 56-2287 | 40.8 | 28-35 | 74-182 | 407 | 15-21 | 714 |
| 1991 | 32.8 | 12 | 32 | 45-47 | 11-18 | 361 | 105 | 141 | 15 | 261 | 1635 | 3.97 | 4.1 | 148.6 | 3393 | 592-209-18 | 11.9 | 288.7 | 4678 | 806 | 5.1 | 389.9 | 17-12 | 95-795 | 61.2 | 49-1040 | 21.2 | 31-155 | 5.0 | 56-2287 | 40.8 | 28-35 | 74-182 | 407 | 15-21 | 714 |
| 1990 | 35.2 | 19 | 25 | 44-47 | 10-16 | 387 | 118 | 142 | 13 | 273 | 1781 | 4.40 | 4.1 | 164.9 | 3197 | 495-236-10 | 12.6 | 273.3 | 4590 | 849 | 5.4 | 412.7 | 15-8 | 101-811 | 67.6 | 27-652 | 24.2 | 32-242 | 7.6 | 46-1991 | 43.3 | 27-54 | 65-147 | 442 | 6-10 | 600 |
| 1989 | 23.7 | 10 | 12 | 24-24 | 15-21 | 261 | 143 | 63 | 14 | 220 | 2693 | 4.52 | 5.0 | 244.8 | 1628 | 218-107-11 | 15.2 | 148.0 | 4921 | 760 | 5.7 | 392.8 | 30-13 | 89-818 | 74.4 | 31-717 | 23.1 | 32-118 | 3.7 | 54-1915 | 35.5 | 31-11 | 66-161 | 409 | 6-10 | 600 |
| 1988 | 23.1 | 23 | 3 | 21-28 | 17-24 | 254 | 93 | 74 | 11 | 178 | 1762 | 4.58 | 3.9 | 160.2 | 1714 | 271-135-17 | 12.7 | 155.8 | 3476 | 779 | 4.8 | 316.0 | 29-8 | 81-749 | 68.1 | 35-798 | 22.8 | 39-254 | 6.5 | 61-2100 | 34.4 | 29-47 | 56-158 | 354 | 9-18 | 532 |
| 1987 | 25.7 | 22 | 10 | 34-34 | 13-17 | 283 | 85 | 91 | 18 | 214 | 1944 | 4.57 | 4.3 | 176.7 | 1954 | 271-135-17 | 12.7 | 155.8 | 3476 | 779 | 4.8 | 316.0 | 29-8 | 81-749 | 68.1 | 35-798 | 22.8 | 39-254 | 6.5 | 61-2100 | 34.4 | 29-47 | 56-158 | 354 | 9-18 | 532 |
| 1986 | 20.4 | 12 | 13 | 22-22 | 14-17 | 223 | 84 | 99 | 20 | 203 | 1425 | 4.35 | 3.3 | 129.6 | 2014 | 298-163-15 | 12.4 | 183.1 | 3439 | 733 | 4.7 | 312.6 | 27-17 | 89-534 | 48.5 | 39-856 | 21.1 | 30-182 | 6.2 | 57-2293 | 39.4 | 31-40 | 51-150 | 340 | 6-10 | 600 |
| 1985 | 26.0 | 10 | 24 | 27-30 | 17-24 | 286 | 94 | 125 | 8 | 227 | 1548 | 4.83 | 3.2 | 140.7 | 2924 | 304-189-11 | 15.5 | 265.8 | 4472 | 788 | 5.7 | 406.5 | 21-11 | 77-627 | 57.0 | 19-413 | 16.3 | 21-188 | 9.0 | 55-2459 | 44.7 | 71-59 | 447 | 11-16 | 688 | |
| 1984 | 31.0 | 21 | 16 | 34-35 | 25-30 | 341 | 134 | 69 | 13 | 216 | 2693 | 5.35 | 5.0 | 244.8 | 1690 | 209-105-8 | 16.1 | 153.6 | 4383 | 742 | 5.9 | 398.5 | 27-12 | 76-649 | 59.0 | 21-413 | 19.7 | 26-358 | 13.8 | 38-1618 | 42.6 | 79-158 | 500 | 7-16 | 438 | |
| 1983 | 26.4 | 21 | 11 | 29-32 | 23-26 | 290 | 119 | 103 | 5 | 227 | 2167 | 5.00 | 4.3 | 197.0 | 2210 | 305-193-11 | 11.5 | 200.9 | 4377 | 805 | 5.4 | 397.9 | 25-14 | 75-651 | 54.3 | 15-239 | 17.3 | 25-139 | 5.6 | 39-1771 | 45.4 | 91-176 | 517 | 7-17 | 412 | |
| 1982 | 24.7 | 23 | 11 | 29-30 | 11-17 | 272 | 114 | 107 | 11 | 232 | 2150 | 5.24 | 4.1 | 195.4 | 2390 | 295-203-10 | 12.6 | 217.3 | 4540 | 849 | 5.4 | 412.7 | 15-8 | 101-811 | 67.6 | 27-652 | 24.2 | 32-242 | 7.6 | 46-1991 | 43.3 | 27-54 | 65-147 | 442 | 6-10 | 600 |
| 1981 | 25.3 | 13 | 16 | 28-28 | 18-24 | 278 | 81 | 116 | 12 | 209 | 1368 | 4.62 | 3.0 | 124.4 | 2232 | 348-197-16 | 11.3 | 202.9 | 3600 | 810 | 4.4 | 372.3 | 34-13 | 83-578 | 52.5 | 23-468 | 19.9 | 35-284 | 8.1 | 65-2591 | 39.9 | 66-176 | 386 | 6-10 | 600 | |
| 1980 | 20.1 | 12 | 11 | 24-24 | 15-22 | 221 | 85 | 94 | 16 | 195 | 1454 | 4.80 | 3.0 | 135.7 | 1590 | 298-150-15 | 13.0 | 177.3 | 3409 | 776 | 4.4 | 310.0 | 21-9 | 68-629 | 52.4 | 27-467 | 17.3 | 34-211 | 6.2 | 73-2999 | 41.1 | 42-161 | 261 | 6-9 | 667 | |
| 1979 | 9.6 | 2 | 8 | 10-10 | 10-17 | 106 | 75 | 65 | 13 | 153 | 1163 | 4.03 | 2.8 | 102.7 | 1590 | 298-150-15 | 13.0 | 177.3 | 3409 | 776 | 4.4 | 310.0 | 21-9 | 68-629 | 52.4 | 27-467 | 17.3 | 34-211 | 6.2 | 73-2999 | 41.1 | 42-161 | 261 | 6-9 | 667 | |
| 1978 | 22.6 | 10 | 17 | 25-26 | 16-20 | 249 | 94 | 80 | 16 | 190 | 1439 | 4.81 | 3.0 | 130.8 | 2066 | 275-130-24 | 15.9 | 187.8 | 3505 | 756 | 4.6 | 318.6 | 39-21 | 73-706 | 64.2 | 36-684 | 19.0 | 22-191 | 8.7 | 60-2398 | 39.9 | 66-176 | 386 | 6-10 | 600 | |
| 1977 | 28.5 | 18 | 5 | 29-29 | 12-15 | 251 | 125 | 53 | 11 | 189 | 2693 | 5.66 | 4.8 | 244.8 | 1774 | 176-106-12 | 14.7 | 106.7 | 3867 | 742 | 6.2 | 400.0 | 38-15 | 45-416 | 37. | | | | | | | | | | | |

YEARLY LEADERS

RUSHING

| Year | Leader | Att | Yds | Avg | TD |
|------|------------------|-----|-------|-----|----|
| 2011 | Chris Rainey | 171 | 861 | 5.0 | 2 |
| 2010 | Jeff Demps | 92 | 591 | 6.0 | 3 |
| 2009 | Tim Tebow | 217 | 910 | 4.2 | 14 |
| 2008 | Tim Tebow | 176 | 673 | 3.8 | 12 |
| 2007 | Tim Tebow | 210 | 895 | 4.3 | 23 |
| 2006 | DeShawn Wynn | 143 | 699 | 4.9 | 6 |
| 2005 | DeShawn Wynn | 130 | 621 | 4.8 | 7 |
| 2004 | * Ciatrick Fason | 222 | 1,267 | 5.7 | 10 |
| 2003 | Ran Carthon | 119 | 595 | 5.0 | 6 |
| 2002 | Earnest Graham | 240 | 1,085 | 5.1 | 11 |
| 2001 | Earnest Graham | 125 | 650 | 5.2 | 9 |
| 2000 | Robert Gillespie | 125 | 678 | 5.4 | 5 |
| 1999 | Earnest Graham | 117 | 654 | 5.6 | 5 |
| 1998 | Terry Jackson | 105 | 587 | 5.6 | 3 |
| 1997 | Fred Taylor | 214 | 1,292 | 6.0 | 13 |
| 1996 | Elijah Williams | 106 | 671 | 6.3 | 4 |
| 1995 | Elijah Williams | 114 | 858 | 7.5 | 7 |
| 1994 | Fred Taylor | 171 | 873 | 5.1 | 8 |
| 1993 | * Errict Rhett | 247 | 1,289 | 5.2 | 11 |
| 1992 | Errict Rhett | 250 | 903 | 3.6 | 9 |
| 1991 | * Errict Rhett | 224 | 1,109 | 5.0 | 10 |
| 1990 | Errict Rhett | 148 | 845 | 5.7 | 4 |
| 1989 | * Emmitt Smith | 284 | 1,599 | 5.6 | 14 |
| 1988 | Emmitt Smith | 187 | 988 | 5.3 | 9 |
| 1987 | * Emmitt Smith | 229 | 1,341 | 5.9 | 13 |
| 1986 | Octavius Gould | 156 | 562 | 3.6 | 4 |
| 1985 | Neal Anderson | 238 | 1,034 | 4.3 | 8 |
| 1984 | Neal Anderson | 157 | 916 | 5.8 | 7 |
| 1983 | Neal Anderson | 162 | 835 | 5.2 | 9 |
| 1982 | James Jones | 150 | 752 | 5.0 | 4 |
| 1981 | James Jones | 166 | 617 | 3.7 | 9 |
| 1980 | James Jones | 150 | 657 | 4.4 | 4 |
| 1979 | Johnell Brown | 104 | 306 | 2.9 | 0 |
| 1978 | Calvin Davis | 126 | 497 | 3.9 | 1 |
| 1977 | Tony Green | 119 | 696 | 5.8 | 3 |
| 1976 | Willie Wilder | 101 | 654 | 6.5 | 9 |
| 1975 | * Jimmy DuBose | 191 | 1,307 | 6.8 | 6 |
| 1974 | Tony Green | 133 | 856 | 6.4 | 6 |
| 1973 | Vince Kendrick | 127 | 516 | 4.1 | 5 |
| 1972 | Nat Moore | 145 | 845 | 5.8 | 9 |
| 1971 | Mike Rich | 106 | 481 | 4.7 | 1 |
| 1970 | Tommy Durrance | 167 | 584 | 3.5 | 6 |
| 1969 | Tommy Durrance | 189 | 731 | 3.8 | 12 |
| 1968 | Larry Smith | 152 | 690 | 4.6 | 7 |
| 1967 | Larry Smith | 205 | 754 | 3.7 | 8 |
| 1966 | * Larry Smith | 162 | 742 | 4.6 | 9 |
| 1965 | Alan Poe | 83 | 366 | 4.5 | 3 |
| 1964 | Larry Dupree | 101 | 376 | 3.7 | 3 |
| 1963 | Larry Dupree | 189 | 745 | 3.9 | 4 |
| 1962 | * Larry Dupree | 113 | 604 | 5.2 | 7 |
| 1961 | Don Goodman | 111 | 413 | 3.7 | - |
| 1960 | Don Goodman | 95 | 454 | 4.7 | 5 |
| 1959 | John MacBeth | 59 | 257 | 4.3 | - |
| 1958 | Bob Milby | 53 | 288 | 5.4 | 0 |
| 1956 | Ed Sears | 84 | 370 | 4.4 | - |
| 1955 | Jackie Simpson | 65 | 422 | 6.5 | 4 |

*Led SEC in Rushing Yards

PASSING

| Year | Leader | Att | Comp | Int | Yds | Pct | TD |
|------|------------------|-----|------|-----|-------|------|----|
| 2011 | John Brantley | 240 | 144 | 7 | 2,044 | .600 | 11 |
| 2010 | John Brantley | 329 | 200 | 10 | 2,061 | .608 | 9 |
| 2009 | Tim Tebow | 314 | 213 | 5 | 2,895 | .678 | 21 |
| 2008 | Tim Tebow | 298 | 192 | 4 | 2,746 | .644 | 30 |
| 2007 | Tim Tebow | 350 | 234 | 6 | 3,286 | .669 | 32 |
| 2006 | Chris Leak | 365 | 232 | 13 | 2,942 | .636 | 23 |
| 2005 | Chris Leak | 374 | 235 | 6 | 2,639 | .628 | 20 |
| 2004 | * Chris Leak | 399 | 238 | 12 | 3,197 | .596 | 29 |
| 2003 | Chris Leak | 320 | 190 | 11 | 2,435 | .594 | 16 |
| 2002 | * Rex Grossman | 503 | 287 | 17 | 3,402 | .571 | 22 |
| 2001 | * Rex Grossman | 395 | 259 | 12 | 3,896 | .656 | 34 |
| 2000 | Rex Grossman | 212 | 131 | 7 | 1,866 | .618 | 21 |
| 1999 | Doug Johnson | 337 | 190 | 13 | 2,574 | .564 | 20 |
| 1998 | Doug Johnson | 274 | 154 | 8 | 2,346 | .562 | 19 |
| 1997 | Doug Johnson | 269 | 148 | 12 | 2,023 | .550 | 21 |
| 1996 | * Danny Wuerffel | 360 | 207 | 13 | 3,625 | .575 | 39 |
| 1995 | * Danny Wuerffel | 325 | 210 | 10 | 3,266 | .646 | 35 |
| 1994 | Danny Wuerffel | 212 | 132 | 9 | 1,754 | .623 | 18 |
| 1993 | Danny Wuerffel | 273 | 159 | 10 | 2,230 | .528 | 22 |
| 1992 | * Shane Matthews | 463 | 275 | 16 | 3,205 | .594 | 23 |
| 1991 | * Shane Matthews | 361 | 218 | 18 | 3,130 | .604 | 28 |
| 1990 | * Shane Matthews | 378 | 229 | 12 | 2,952 | .606 | 23 |
| 1989 | Kyle Morris | 131 | 65 | 6 | 1,098 | .496 | 9 |
| 1988 | Kyle Morris | 167 | 84 | 13 | 1,217 | .503 | 3 |
| 1987 | Kerwin Bell | 239 | 140 | 10 | 1,769 | .586 | 9 |
| 1986 | Kerwin Bell | 242 | 131 | 10 | 1,515 | .541 | 10 |
| 1985 | * Kerwin Bell | 288 | 180 | 8 | 2,687 | .625 | 21 |
| 1984 | * Kerwin Bell | 184 | 98 | 7 | 1,614 | .533 | 16 |
| 1983 | Wayne Peace | 292 | 186 | 10 | 2,079 | .637 | 10 |
| 1982 | Wayne Peace | 246 | 174 | 10 | 2,053 | .707 | 8 |
| 1981 | Wayne Peace | 273 | 159 | 11 | 1,803 | .582 | 11 |
| 1980 | Wayne Peace | 180 | 91 | 9 | 1,271 | .506 | 5 |
| 1979 | Larry Ochab | 185 | 98 | 14 | 1,169 | .529 | 6 |
| 1978 | John Brantley | 170 | 85 | 13 | 1,334 | .500 | 11 |
| 1977 | Terry LeCount | 134 | 62 | 9 | 848 | .462 | 6 |
| 1976 | * Jimmy Fisher | 146 | 83 | 8 | 1,511 | .568 | 10 |
| 1975 | Don Gaffney | 90 | 42 | 2 | 755 | .467 | 8 |
| 1974 | Don Gaffney | 87 | 37 | 4 | 621 | .425 | 7 |
| 1973 | David Bowden | 113 | 62 | 8 | 711 | .549 | 7 |
| 1972 | * David Bowden | 229 | 198 | 12 | 1,480 | .471 | 12 |
| 1971 | * John Reaves | 356 | 193 | 21 | 2,104 | .542 | 17 |
| 1970 | * John Reaves | 376 | 188 | 19 | 2,549 | .500 | 13 |
| 1969 | * John Reaves | 396 | 222 | 19 | 2,896 | .561 | 24 |
| 1968 | Jackie Eckdahl | 125 | 56 | 7 | 572 | .448 | 2 |
| 1967 | Larry Rentz | 140 | 80 | 9 | 1,031 | .571 | 3 |
| 1966 | * Steve Spurrier | 291 | 179 | 8 | 2,012 | .615 | 16 |
| 1965 | * Steve Spurrier | 287 | 148 | 13 | 1,893 | .516 | 14 |
| 1964 | Steve Spurrier | 114 | 65 | 10 | 943 | .570 | 6 |
| 1963 | Tom Shannon | 158 | 84 | 13 | 956 | .545 | 4 |
| 1962 | Tom Shannon | 100 | 56 | 8 | 551 | .560 | 2 |
| 1961 | Tom Batten | 67 | 30 | 5 | 460 | .448 | 3 |
| 1960 | Bobby Dodd | 55 | 30 | 3 | 448 | .545 | 1 |
| 1959 | Richard Allen | 80 | 31 | 4 | 613 | .388 | 5 |
| 1958 | Mickey Ellenburg | 36 | 15 | 4 | 238 | .417 | 4 |
| 1956 | Jimmy Dunn | 34 | 15 | 2 | 268 | .441 | 4 |
| 1955 | Richard Allen | 56 | 17 | 10 | 273 | .304 | 3 |

*Led SEC in passing (Rankings based on pass efficiency since 1967. Through 1966, passing yards were used.)

RECEIVING

| Year | Leader | Rec | Yds | Avg | TD |
|------|---------------------|-----|-------|------|----|
| 2011 | Chris Rainey | 31 | 381 | 12.3 | 2 |
| 2010 | Deonte Thompson | 38 | 570 | 15.0 | 1 |
| 2009 | Aaron Hernandez | 68 | 850 | 12.5 | 5 |
| 2008 | Percy Harvin | 40 | 644 | 16.1 | 7 |
| 2007 | Percy Harvin | 59 | 858 | 14.5 | 4 |
| 2006 | Dallas Baker | 60 | 920 | 15.3 | 10 |
| 2005 | * Chad Jackson | 88 | 900 | 10.2 | 9 |
| 2004 | * O.J. Small | 63 | 719 | 11.4 | 4 |
| 2003 | Ben Troupe | 39 | 638 | 16.4 | 5 |
| | Kelvin Kight | 39 | 591 | 15.2 | 3 |
| 2002 | Taylor Jacobs | 71 | 1,088 | 15.3 | 8 |
| 2001 | Jabar Gaffney | 67 | 1,191 | 17.8 | 13 |
| 2000 | Jabar Gaffney | 71 | 1,184 | 16.7 | 14 |
| 1999 | Darrell Jackson | 67 | 1,156 | 17.3 | 9 |
| 1998 | Travis McGriff | 70 | 1,357 | 19.4 | 10 |
| 1997 | Jacquez Green | 61 | 1,024 | 16.8 | 9 |
| 1996 | * Reidel Anthony | 72 | 1,293 | 18.0 | 18 |
| 1995 | Chris Doering | 70 | 1,045 | 14.9 | 17 |
| 1994 | Jack Jackson | 57 | 855 | 15.0 | 15 |
| 1993 | Jack Jackson | 51 | 949 | 18.6 | 11 |
| 1992 | * Willie Jackson | 62 | 772 | 12.5 | 8 |
| 1991 | Willie Jackson | 51 | 725 | 14.2 | 10 |
| 1990 | * Kirk Kirkpatrick | 55 | 770 | 14.0 | 7 |
| 1989 | Emmitt Smith | 21 | 207 | 9.9 | 1 |
| 1988 | Tony Lomack | 22 | 276 | 12.6 | 0 |
| 1987 | Stacey Simmons | 25 | 392 | 15.7 | 4 |
| | Emmitt Smith | 25 | 184 | 7.4 | 0 |
| 1986 | Ricky Nattiel | 44 | 679 | 15.4 | 8 |
| 1985 | John L. Williams | 44 | 369 | 8.4 | 3 |
| 1984 | John L. Williams | 21 | 276 | 13.1 | 2 |
| 1983 | Dwayne Dixon | 47 | 596 | 12.7 | 2 |
| 1982 | Dwayne Dixon | 45 | 589 | 13.1 | 2 |
| 1981 | Spencer Jackson | 39 | 449 | 11.5 | 5 |
| 1980 | * Cris Collinsworth | 40 | 599 | 15.0 | 3 |
| 1979 | Cris Collinsworth | 41 | 593 | 14.5 | 2 |
| 1978 | Cris Collinsworth | 39 | 745 | 19.1 | 9 |
| 1977 | Wes Chandler | 25 | 490 | 19.6 | 6 |
| 1976 | Wes Chandler | 44 | 967 | 22.0 | 10 |
| 1975 | Wes Chandler | 20 | 457 | 22.9 | 5 |
| 1974 | * Lee McGriff | 36 | 698 | 19.4 | 7 |
| 1973 | Lee McGriff | 38 | 703 | 18.5 | 5 |
| 1972 | Nat Moore | 25 | 351 | 14.0 | 4 |
| 1971 | Carlos Alvarez | 40 | 517 | 12.8 | 2 |
| 1970 | Carlos Alvarez | 44 | 717 | 16.1 | 5 |
| 1969 | * Carlos Alvarez | 88 | 1,329 | 15.1 | 12 |
| 1968 | Guy McTheny | 34 | 347 | 10.2 | 0 |
| 1967 | Richard Trapp | 58 | 708 | 12.2 | 1 |
| 1966 | * Richard Trapp | 63 | 872 | 13.8 | 7 |
| 1965 | * Charles Casey | 58 | 809 | 13.9 | 8 |
| 1964 | * Charles Casey | 47 | 673 | 14.7 | 4 |
| 1963 | Russ Brown | 12 | 113 | 9.4 | 0 |
| 1962 | Russ Brown | 15 | 227 | 14.1 | 1 |
| 1961 | Russ Brown | 13 | 239 | 18.3 | 0 |
| 1960 | Bob Hoover | 10 | 108 | 10.8 | 0 |
| 1959 | Perry McGriff | 14 | 360 | 25.4 | 2 |
| 1958 | Don Hudson | 8 | 118 | 14.7 | 1 |
| 1957 | Jim Roundtree | 8 | 171 | 21.3 | 3 |
| 1956 | Jim Roundtree | 9 | 176 | 19.5 | 3 |
| 1955 | Jim Roundtree | 8 | 110 | 13.7 | 1 |

*Led SEC

YEARLY LEADERS

TOTAL OFFENSE

| Year | Leader | Rush Yds | Pass Yds | Total | Avg/Gm |
|------|------------------|----------|----------|-------|--------|
| 2011 | John Brantley | -120 | 2,044 | 1,924 | 174.9 |
| 2010 | John Brantley | -111 | 2,061 | 1,950 | 150.0 |
| 2009 | Tim Tebow | 910 | 2,895 | 3,805 | 271.8 |
| 2008 | Tim Tebow | 673 | 2,746 | 3,419 | 244.2 |
| 2007 | * Tim Tebow | 895 | 3,286 | 4,181 | 321.6 |
| 2006 | Chris Leak | 30 | 2,942 | 2,972 | 212.3 |
| 2005 | Chris Leak | 81 | 2,639 | 2,720 | 226.7 |
| 2004 | * Chris Leak | 79 | 3,197 | 3,276 | 273.0 |
| 2003 | Chris Leak | -53 | 2,435 | 2,382 | 183.2 |
| 2002 | Rex Grossman | -65 | 3,402 | 3,337 | 256.7 |
| 2001 | Rex Grossman | 8 | 3,896 | 3,904 | 354.9 |
| 2000 | Rex Grossman | -76 | 1,866 | 1,790 | 162.7 |
| 1999 | Doug Johnson | -111 | 2,574 | 2,463 | 223.9 |
| 1998 | Doug Johnson | -66 | 2,346 | 2,280 | 228.0 |
| 1997 | Doug Johnson | -185 | 2,023 | 1,838 | 204.2 |
| 1996 | * Danny Wuerffel | -100 | 3,625 | 3,525 | 293.8 |
| 1995 | * Danny Wuerffel | -141 | 3,266 | 3,125 | 284.1 |
| 1994 | Danny Wuerffel | -45 | 1,754 | 1,709 | 142.4 |
| 1993 | Danny Wuerffel | -89 | 2,230 | 2,141 | 194.6 |
| 1992 | * Shane Matthews | -29 | 3,205 | 3,176 | 264.7 |
| 1991 | * Shane Matthews | 10 | 3,130 | 3,140 | 285.5 |
| 1990 | * Shane Matthews | -27 | 2,952 | 2,925 | 265.9 |
| 1989 | Emmitt Smith | 1,599 | 0 | 1,599 | 145.4 |
| 1988 | Kyle Morris | -11 | 1,217 | 1,206 | 120.6 |
| 1987 | Kerwin Bell | -184 | 1,769 | 1,585 | 144.1 |
| 1986 | Kerwin Bell | -148 | 1,515 | 1,367 | 151.9 |
| 1985 | Kerwin Bell | -216 | 2,687 | 2,471 | 224.6 |
| 1984 | Kerwin Bell | -5 | 1,614 | 1,609 | 146.3 |
| 1983 | Wayne Peace | 11 | 2,079 | 2,090 | 190.0 |
| 1982 | Wayne Peace | -158 | 2,053 | 1,895 | 172.3 |
| 1981 | Wayne Peace | -110 | 1,803 | 1,693 | 153.9 |
| 1980 | Wayne Peace | 63 | 1,271 | 1,334 | 148.2 |
| 1979 | Larry Ochab | -100 | 1,169 | 1,069 | 152.7 |
| 1978 | John Brantley | 7 | 1,334 | 1,341 | 134.1 |
| 1977 | Terry LeCount | 628 | 848 | 1,476 | 134.2 |
| 1976 | * Jimmy Fisher | 288 | 1,511 | 1,799 | 163.5 |
| 1975 | Jimmy DuBose | 1,307 | 0 | 1,307 | 118.8 |
| 1974 | Tony Green | 856 | 31 | 887 | 80.6 |
| 1973 | Don Gaffney | 151 | 609 | 760 | 69.1 |
| 1972 | David Bowden | -180 | 1,480 | 1,300 | 118.2 |
| 1971 | John Reaves | -104 | 2,104 | 2,000 | 181.8 |
| 1970 | John Reaves | -118 | 2,549 | 2,431 | 221.0 |
| 1969 | * John Reaves | 44 | 2,896 | 2,852 | 285.2 |
| 1968 | Jackie Ekdahl | 174 | 572 | 746 | 74.6 |
| 1967 | Larry Rentz | 194 | 1,031 | 1,225 | 122.5 |
| 1966 | * Steve Spurrier | 66 | 2,012 | 2,078 | 207.8 |
| 1965 | * Steve Spurrier | 230 | 1,893 | 2,123 | 212.3 |
| 1964 | Steve Spurrier | 146 | 943 | 1,089 | 108.9 |
| 1963 | Tommy Shannon | 12 | 956 | 968 | 96.8 |
| 1962 | Larry Dupree | 604 | 0 | 604 | 60.4 |
| 1961 | Tom Batten | 0 | 460 | 460 | 46.0 |
| 1960 | Larry Libertore | 420 | 293 | 713 | 71.3 |
| 1959 | Dick Allen | 14 | 613 | 627 | 62.7 |
| 1958 | Jimmy Dunn | 180 | 199 | 379 | 37.9 |
| 1957 | Jim Rountree | 411 | 0 | 411 | 45.7 |
| 1956 | Ed Sears | 370 | 0 | 370 | 37.0 |
| 1955 | Jackie Simpson | 424 | 12 | 436 | 43.6 |

*Led SEC in total offense

ALL-PURPOSE

| Year | Leader | Yards | Plays | Rush Yds | Rec Yds | Ret | Avg/Play |
|------|-------------------|-------|-------|----------|---------|-------|----------|
| 2011 | Chris Rainey | 1,451 | 218 | 861 | 381 | 209 | 6.7 |
| 2010 | Jeff Demps | 927 | 118 | 551 | 116 | 260 | 7.9 |
| 2009 | Brandon James | 1,324 | 106 | 109 | 215 | 1,000 | 11.6 |
| 2008 | Brandon James | 1,402 | 94 | 59 | 95 | 1,248 | 14.9 |
| 2007 | Percy Harvin | 1,622 | 83 | 764 | 858 | 0 | 19.5 |
| 2006 | Dallas Baker | 920 | 60 | 0 | 920 | 0 | 15.3 |
| 2005 | Chad Jackson | 1,013 | 109 | 89 | 900 | 24 | 9.2 |
| 2004 | Ciatrick Fason | 1,533 | 257 | 1,267 | 266 | 0 | 6.0 |
| 2003 | Ran Carthon | 780 | 140 | 595 | 185 | 0 | 5.6 |
| 2002 | Ernest Graham | 1,178 | 262 | 1,085 | 93 | 0 | 4.5 |
| 2001 | Jabar Gaffney | 1,191 | 67 | 0 | 1,191 | 0 | 17.8 |
| 2000 | Jabar Gaffney | 1,184 | 71 | 0 | 1,184 | 0 | 16.7 |
| 1999 | Bo Carroll | 1,432 | 133 | 577 | 103 | 752 | 10.8 |
| 1998 | Travis McGriff | 1,499 | 93 | -3 | 1,357 | 145 | 16.1 |
| 1997 | Fred Taylor | 1,530 | 238 | 1,292 | 238 | 0 | 6.4 |
| 1996 | Reidel Anthony | 1,523 | 91 | 27 | 1,293 | 203 | 16.7 |
| 1995 | Elijah Williams | 1,135 | 136 | 858 | 277 | 0 | 8.3 |
| 1994 | Jack Jackson | 1,287 | 79 | 42 | 855 | 390 | 16.3 |
| 1993 | Errict Rhett | 1,560 | 283 | 1,289 | 271 | 0 | 5.6 |
| 1992 | Errict Rhett | 1,303 | 305 | 903 | 400 | 0 | 4.3 |
| 1991 | Errict Rhett | 1,470 | 264 | 1,109 | 361 | 0 | 5.6 |
| 1990 | Errict Rhett | 1,043 | 170 | 845 | 198 | 0 | 6.1 |
| 1989 | Emmitt Smith | 1,806 | 305 | 1,599 | 207 | 0 | 5.9 |
| 1988 | Emmitt Smith | 1,060 | 197 | 988 | 72 | 0 | 5.4 |
| 1987 | Emmitt Smith | 1,525 | 254 | 1,341 | 184 | 0 | 6.0 |
| 1986 | Octavius Gould | 797 | 177 | 562 | 235 | 0 | 4.5 |
| 1985 | Neal Anderson | 1,400 | 265 | 1,034 | 349 | 17 | 5.3 |
| 1984 | John L. Williams | 1,069 | 166 | 793 | 276 | 0 | 6.4 |
| 1983 | Neal Anderson | 919 | 173 | 835 | 75 | 9 | 5.3 |
| 1982 | Lorenzo Hampton | 1,027 | 156 | 664 | 213 | 150 | 6.6 |
| 1981 | James Jones | 799 | 188 | 617 | 182 | 0 | 4.3 |
| 1980 | Cris Collinsworth | 703 | 66 | 75 | 599 | 29 | 10.7 |
| 1979 | Cris Collinsworth | 778 | 62 | 17 | 593 | 168 | 12.5 |
| 1978 | Cris Collinsworth | 1,248 | 74 | 100 | 745 | 403 | 16.7 |
| 1977 | Wes Chandler | 1,128 | 102 | 353 | 490 | 285 | 11.0 |
| 1976 | Wes Chandler | 1,162 | 59 | 3 | 967 | 192 | 19.7 |
| 1975 | Jimmy DuBose | 1,315 | 194 | 1,307 | 8 | 0 | 6.8 |
| 1974 | Tony Green | 1,115 | 150 | 856 | 96 | 163 | 7.4 |
| 1973 | Lee McGriff | 704 | 39 | 1 | 703 | 0 | 18.1 |
| 1972 | Nat Moore | 1,426 | 176 | 845 | 351 | 230 | 8.1 |
| 1971 | Willie Jackson | 878 | 58 | 61 | 331 | 486 | 15.1 |
| 1970 | Willie Jackson | 990 | 77 | 61 | 439 | 490 | 12.8 |
| 1969 | Carlos Alvarez | 1,329 | 88 | 0 | 1,329 | 0 | 15.1 |
| 1968 | Larry Smith | 861 | 165 | 690 | 157 | 14 | 5.2 |
| 1967 | Larry Smith | 1,021 | 219 | 754 | 267 | 0 | 4.6 |
| 1966 | Larry Smith | 1,010 | 189 | 742 | 183 | 85 | 5.3 |
| 1965 | Jack Harper | 1,127 | 115 | 286 | 403 | 438 | 9.8 |

KICKOFF RETURNS

| Year | Leader | No | Yds | Avg | TD | Lg |
|------|-------------------|----|-----|------|----|-----|
| 2011 | Andre Debose | 19 | 495 | 26.1 | 1 | 99 |
| 2010 | Andre Debose | 21 | 587 | 28.0 | 2 | 99 |
| 2009 | Brandon James | 29 | 756 | 26.1 | 1 | 85 |
| 2008 | Brandon James | 32 | 738 | 23.1 | 0 | 52 |
| 2007 | Brandon James | 30 | 841 | 28.0 | 0 | 61 |
| 2006 | Brandon James | 21 | 383 | 18.2 | 0 | 38 |
| 2005 | Markus Manson | 16 | 313 | 19.6 | 0 | 31 |
| 2004 | Andre Caldwell | 11 | 174 | 15.8 | 0 | 30 |
| 2003 | Andre Caldwell | 22 | 454 | 20.6 | 0 | 45 |
| 2002 | Ran Carthon | 17 | 380 | 22.4 | 0 | 39 |
| 2001 | Lito Sheppard | 7 | 171 | 24.4 | 0 | 40 |
| 2000 | Lito Sheppard | 13 | 298 | 22.9 | 0 | 39 |
| 1999 | Bo Carroll | 23 | 599 | 26.0 | 1 | 100 |
| 1998 | John Capel | 10 | 274 | 27.4 | 0 | 60 |
| 1997 | Bo Carroll | 9 | 287 | 31.9 | 1 | 94 |
| 1996 | Jacquez Green | 10 | 216 | 21.6 | 0 | 40 |
| 1995 | Reidel Anthony | 19 | 472 | 24.8 | 1 | 90 |
| 1994 | Jack Jackson | 15 | 390 | 26.0 | 0 | 60 |
| 1993 | Jack Jackson | 17 | 480 | 28.2 | 1 | 100 |
| 1992 | Harrison Houston | 21 | 487 | 23.2 | 0 | 40 |
| 1991 | Larry Kennedy | 12 | 331 | 27.6 | 0 | 58 |
| 1990 | Monty Duncan | 12 | 285 | 23.8 | 0 | 53 |
| 1989 | Tony Lomack | 18 | 436 | 24.2 | 1 | 99 |
| 1988 | Tony Lomack | 10 | 253 | 25.3 | 0 | 46 |
| 1987 | Kerry Watkins | 13 | 262 | 20.2 | 0 | 36 |
| 1986 | Kerry Watkins | 29 | 666 | 23.0 | 0 | 48 |
| 1985 | Ricky Nattiel | 10 | 194 | 19.4 | 0 | 30 |
| 1984 | Ricky Nattiel | 5 | 131 | 26.2 | 0 | 50 |
| 1983 | Roger Sibbald | 6 | 120 | 20.0 | 0 | 28 |
| 1982 | John L. Williams | 7 | 156 | 22.3 | 0 | 28 |
| 1981 | Victor Bradley | 10 | 201 | 20.1 | 0 | 33 |
| 1980 | Johnell Brown | 12 | 245 | 20.4 | 0 | 33 |
| 1979 | Darrell Jones | 12 | 212 | 17.6 | 0 | 36 |
| 1978 | Cris Collinsworth | 15 | 394 | 26.3 | 1 | 97 |
| 1977 | Cris Collinsworth | 9 | 193 | 21.4 | 0 | 56 |
| 1976 | Terry LeCount | 18 | 378 | 21.0 | 0 | 73 |
| 1975 | Tony Green | 13 | 290 | 22.3 | 0 | 56 |
| 1974 | James Richards | 11 | 220 | 20.0 | 0 | 31 |
| 1973 | James Richards | 11 | 241 | 21.9 | 0 | 30 |
| 1972 | Willie Jackson | 12 | 272 | 22.8 | 0 | 37 |
| 1971 | Willie Jackson | 22 | 486 | 22.9 | 0 | 68 |
| 1970 | Willie Jackson | 23 | 490 | 21.3 | 0 | 34 |
| 1969 | Andy Cheney | 11 | 263 | 23.9 | 0 | 46 |
| 1968 | Jerry Vinesett | 14 | 294 | 21.0 | 0 | — |
| 1967 | Tommy Glenn | 10 | 225 | 22.5 | 0 | — |
| 1966 | Harmon Wages | 13 | 296 | 24.8 | 0 | — |
| 1965 | Jack Harper | 12 | 186 | 15.5 | 0 | — |
| 1964 | Jack Harper | 11 | 249 | 22.6 | 0 | — |
| 1963 | Jack Harper | 9 | 171 | 19.6 | 0 | — |
| 1962 | Bob Hoover | 11 | 253 | 23.0 | 0 | — |
| 1961 | Don Goodman | 10 | 261 | 26.1 | 0 | — |
| 1960 | Don Goodman | 6 | 180 | 30.0 | 0 | — |
| 1959 | Don Deal | 9 | 208 | 23.2 | 0 | — |

PUNT RETURNS

| Year | Leader | No | Yds | Avg | TD | Lg |
|------|-------------------|----|-----|------|----|----|
| 2011 | Chris Rainey | 12 | 106 | 8.8 | 1 | 22 |
| 2010 | Janoris Jenkins | 18 | 150 | 8.3 | 0 | 33 |
| 2009 | Brandon James | 33 | 244 | 7.4 | 0 | 49 |
| 2008 | Brandon James | 37 | 510 | 13.8 | 2 | 78 |
| 2007 | Brandon James | 14 | 254 | 18.1 | 1 | 83 |
| 2006 | Brandon James | 33 | 363 | 11.0 | 1 | 77 |
| 2005 | Vernell Brown | 26 | 197 | 7.6 | 0 | 29 |
| 2004 | Vernell Brown | 21 | 161 | 7.7 | 0 | 43 |
| 2003 | Keiwan Ratliff | 30 | 341 | 11.1 | 0 | 29 |
| 2002 | Keiwan Ratliff | 32 | 341 | 10.7 | 0 | 41 |
| 2001 | Lito Sheppard | 26 | 246 | 9.5 | 0 | 28 |
| 2000 | Lito Sheppard | 22 | 307 | 14.0 | 2 | 57 |
| 1999 | Bo Carroll | 14 | 153 | 10.9 | 0 | 37 |
| 1998 | Travis McGriff | 21 | 145 | 6.9 | 0 | 31 |
| 1997 | Jacquez Green | 27 | 392 | 14.5 | 2 | 86 |
| 1996 | Jacquez Green | 25 | 324 | 13.0 | 2 | 79 |
| 1995 | Reidel Anthony | 11 | 122 | 11.1 | 0 | 52 |
| 1994 | Sorola Palmer | 28 | 276 | 9.9 | 0 | 21 |
| 1993 | Sorola Palmer | 13 | 129 | 9.9 | 0 | 33 |
| 1992 | Monty Duncan | 17 | 100 | 5.9 | 0 | 14 |
| 1991 | Monty Duncan | 29 | 200 | 6.9 | 0 | 25 |
| 1990 | Terence Barber | 27 | 189 | 7.0 | 0 | 73 |
| 1989 | Tony Lomack | 13 | 33 | 2.5 | 0 | 14 |
| 1988 | Stacey Simmons | 18 | 145 | 8.1 | 0 | 17 |
| 1987 | Jarvis Williams | 20 | 222 | 11.1 | 0 | 49 |
| 1986 | Ricky Nattiel | 12 | 75 | 6.3 | 0 | 14 |
| 1985 | Ricky Nattiel | 20 | 182 | 9.1 | 0 | 31 |
| 1984 | Ricky Nattiel | 22 | 346 | 15.7 | 1 | 67 |
| 1983 | Roger Sibbald | 13 | 94 | 7.2 | 0 | 13 |
| 1982 | Ivory Curry | 22 | 191 | 8.7 | 0 | 44 |
| 1981 | Ivory Curry | 28 | 263 | 9.4 | 0 | 34 |
| 1980 | Ivory Curry | 25 | 177 | 7.1 | 1 | 71 |
| 1979 | Cris Collinsworth | 15 | 29 | 1.9 | 0 | 13 |
| 1978 | Tony Waters | 8 | 124 | 15.5 | 0 | 26 |
| 1977 | Wes Chandler | 10 | 140 | 14.0 | 0 | 60 |
| 1976 | Wes Chandler | 13 | 175 | 13.5 | 0 | 54 |
| 1975 | Tony Green | 13 | 154 | 11.8 | 0 | 34 |
| 1974 | Tyson Sever | 16 | 88 | 5.6 | 0 | 18 |
| 1973 | Tyson Sever | 21 | 97 | 4.6 | 0 | 21 |
| 1972 | Tyson Sever | 35 | 354 | 10.1 | 1 | 71 |
| 1971 | Harvin Clark | 6 | 98 | 16.1 | 1 | 82 |
| 1970 | Carlos Alvarez | 9 | 166 | 18.4 | 1 | 72 |
| 1969 | Steve Tannen | 16 | 137 | 8.5 | 0 | 24 |
| 1968 | Steve Tannen | 22 | 255 | 11.5 | 2 | 72 |
| 1967 | Richard Trapp | 27 | 204 | 7.6 | 0 | — |
| 1966 | George Grandy | 27 | 243 | 9.0 | 1 | 83 |
| 1965 | Jack Harper | 19 | 252 | 13.3 | 0 | — |
| 1964 | Allen Trammell | 10 | 171 | 17.1 | 1 | 61 |
| 1963 | Bruce Bennett | 10 | 134 | 13.4 | 1 | 51 |
| 1962 | Hagood Clarke | 10 | 139 | 13.9 | 0 | — |
| 1961 | Hagood Clarke | 4 | 120 | 30.0 | 0 | 80 |
| 1960 | Larry Libertore | 17 | 153 | 9.0 | 0 | — |
| 1959 | Jack Westbrook | 13 | 125 | 9.7 | 0 | — |
| 1958 | Jimmy Dunn | 11 | 104 | 9.4 | 0 | — |
| 1956 | Jackie Simpson | 6 | 104 | 17.3 | 1 | — |
| 1955 | Jackie Simpson | 17 | 267 | 14.6 | 1 | — |

YEARLY LEADERS

PUNTING LEADERS

| Year | Leader | No | Yds | Avg | Lg |
|------|---------------------|----|-------|------|----|
| 2011 | Kyle Christy | 30 | 1,227 | 40.9 | 67 |
| 2010 | Chas Henry | 50 | 2,253 | 45.1 | 75 |
| 2009 | Chas Henry | 34 | 1,476 | 43.4 | 61 |
| 2008 | Chas Henry | 44 | 1,908 | 43.4 | 67 |
| 2007 | Chas Henry | 37 | 1,453 | 39.3 | 54 |
| 2006 | Eric Wilbur | 53 | 2,244 | 42.3 | 64 |
| 2005 | Eric Wilbur | 59 | 2,459 | 41.7 | 63 |
| 2004 | Eric Wilbur | 53 | 2,243 | 42.3 | 57 |
| 2003 | Eric Wilbur | 66 | 2,954 | 44.8 | 75 |
| 2002 | Ingle Martin | 46 | 1,619 | 35.2 | 70 |
| 2001 | Matt Leach | 26 | 1,044 | 40.2 | 54 |
| 2000 | Alan Rhine | 47 | 2,035 | 43.3 | 65 |
| 1999 | Alan Rhine | 47 | 1,898 | 40.4 | 57 |
| 1998 | David Wasielewski | 52 | 2,100 | 40.4 | 53 |
| 1997 | Robby Stevenson | 45 | 1,865 | 41.4 | 58 |
| 1996 | Robby Stevenson | 35 | 1,475 | 42.1 | 64 |
| 1995 | Robby Stevenson | 33 | 1,264 | 38.3 | 52 |
| 1994 | Shayne Edge | 37 | 1,614 | 43.6 | 55 |
| 1993 | Shayne Edge | 43 | 1,837 | 42.7 | 61 |
| 1992 | Shayne Edge | 56 | 2,287 | 40.8 | 76 |
| 1991 | Shayne Edge | 46 | 1,991 | 43.3 | 62 |
| 1990 | Arden Czyzewski | 32 | 1,109 | 34.7 | 47 |
| 1989 | Hank Rone | 41 | 1,525 | 37.2 | 65 |
| 1988 | Fernando Acosta-Rua | 23 | 876 | 38.1 | 53 |
| 1987 | Jamie McAndrew | 41 | 1,636 | 39.9 | 54 |
| 1986 | Jamie McAndrew | 57 | 2,178 | 38.2 | 54 |
| 1985 | Ray Criswell | 55 | 2,459 | 44.7 | 63 |
| 1984 | Ray Criswell | 28 | 1,220 | 43.6 | 64 |
| 1983 | Ray Criswell | 30 | 1,421 | 47.4 | 59 |
| 1982 | Ray Criswell | 48 | 2,053 | 42.8 | 73 |
| 1981 | Joe Borajkiewicz | 63 | 2,552 | 40.5 | 63 |
| 1980 | Mark Dickert | 60 | 2,501 | 41.7 | 62 |
| 1979 | Bill Conover | 76 | 2,869 | 37.8 | 53 |
| 1978 | Bill Conover | 59 | 2,398 | 40.6 | 60 |
| 1977 | Alan Williams | 57 | 2,438 | 42.8 | 64 |
| 1976 | Alan Williams | 43 | 1,681 | 39.1 | 57 |
| 1975 | Tom Dolfi | 56 | 2,160 | 38.6 | 55 |
| 1974 | Buster Morrison | 56 | 2,334 | 39.6 | 66 |
| 1973 | Buster Morrison | 70 | 2,853 | 40.8 | 62 |
| 1972 | Buster Morrison | 83 | 3,187 | 38.4 | — |
| 1971 | John James | 57 | 2,297 | 40.3 | 62 |
| 1970 | John James | 62 | 2,296 | 37.0 | 56 |
| 1969 | Hunter Bowen | 30 | 1,069 | 35.6 | 45 |
| 1968 | Larry Rentz | 49 | 1,754 | 35.7 | — |
| 1967 | Larry Rentz | 33 | 1,318 | 39.9 | — |
| 1966 | Steve Spurrier | 45 | 1,836 | 40.8 | — |
| 1965 | Steve Spurrier | 37 | 1,516 | 41.0 | — |
| 1964 | Steve Spurrier | 48 | 1,890 | 39.4 | 63 |
| 1963 | H. A. Seymour | 52 | 2,114 | 40.7 | — |
| 1962 | Hagood Clarke | 46 | 1,884 | 41.0 | — |
| 1961 | Don Ringgold | 50 | 1,839 | 36.7 | 65 |
| 1960 | Don Ringgold | 34 | 1,347 | 39.6 | — |
| 1959 | Bobby Joe Green | 54 | 2,424 | 44.9 | 65 |
| 1958 | Bobby Joe Green | 43 | 1,705 | 39.6 | 82 |
| 1957 | Jimmy Dunn | 28 | 930 | 33.2 | — |
| 1956 | Harry Spears | 34 | 1,295 | 38.1 | — |
| 1955 | Don Chandler | 22 | 975 | 44.3 | 76 |

TACKLE LEADERS

| Year | Leader | Total | Solo | Ast |
|------|----------------------|-------|------|-----|
| 2011 | Jon Bostic, LB | 94 | 60 | 34 |
| 2010 | Ahmad Black, S | 108 | 73 | 35 |
| 2009 | Ryan Stamper, LB | 78 | 42 | 36 |
| 2008 | Brandon Spikes, LB | 93 | 52 | 41 |
| 2007 | Brandon Spikes, LB | 131 | 81 | 50 |
| 2006 | Earl Everett, LB | 85 | 50 | 35 |
| 2005 | Earl Everett, LB | 72 | 39 | 33 |
| 2004 | Brandon Siler, LB | 77 | 50 | 27 |
| 2003 | Daryl Dixon, DB | 115 | 68 | 47 |
| 2002 | Bam Harmon, LB | 168 | 104 | 64 |
| 2001 | Andra Davis, LB | 107 | 68 | 39 |
| 2000 | Todd Johnson, DB | 102 | 67 | 35 |
| 1999 | Marquand Manuel, DB | 118 | 73 | 45 |
| 1998 | Mike Peterson, LB | 127 | 73 | 54 |
| 1997 | Johnny Rutledge, LB | 67 | 44 | 23 |
| 1996 | James Bates, LB | 135 | 58 | 77 |
| 1995 | Lawrence Wright, DB | 109 | 72 | 37 |
| 1994 | Ben Hanks, NB | 93 | 60 | 33 |
| 1993 | Ed Robinson, ILB | 117 | 59 | 58 |
| 1992 | Carlton Miles, LB | 142 | 81 | 61 |
| 1991 | Carlton Miles, LB | 102 | 46 | 56 |
| 1990 | Jerry Odom, LB | 85 | 47 | 38 |
| 1989 | Pat Moorer, LB | 100 | 55 | 45 |
| 1988 | Pat Moorer, LB | 77 | 49 | 28 |
| 1987 | Jarvis Williams, DB | 77 | 55 | 22 |
| 1986 | Scott Armstrong, LB | 130 | 61 | 69 |
| 1985 | Alonzo Johnson, LB | 106 | 67 | 39 |
| 1984 | Alonzo Johnson, LB | 90 | 52 | 38 |
| 1983 | Fred McCallister, LB | 116 | 70 | 46 |
| 1982 | Wilber Marshall, LB | 123 | 70 | 53 |
| 1981 | Wilber Marshall, LB | 121 | 78 | 43 |
| 1980 | David Little, LB | 161 | 101 | 60 |
| 1979 | Robin Fisher, NG | 110 | 73 | 37 |
| 1978 | Scot Brantley, LB | 193 | 115 | 78 |
| 1977 | Charlie Williams, LB | 153 | 98 | 55 |
| 1976 | Scot Brantley, LB | 145 | 93 | 52 |
| 1975 | Sammy Green, LB | 202 | 126 | 76 |
| 1974 | Glenn Cameron, LB | 185 | 120 | 65 |
| 1973 | Ralph Ortega, LB | 113 | — | — |

*Prior to 1973, no tackle stats were kept or are available.
Beginning in 2004, tackle stats went by press box totals.*

UF BOWL RECORDS

INDIVIDUAL RECORDS

Rushing Yards

FLORIDA

234—Fred Taylor (43 carries), 1998 Citrus Bowl
187—Larry Smith (23 carries), 1967 Orange Bowl
182—Errict Rhett (39 carries), 1992 Gator Bowl
165—Percy Harvin (13 carries), 2008 Capital One Bowl
159—Emmitt Smith (28 carries), 1988 All-American Bowl
149—Earnest Graham (16 carries), 2002 Orange Bowl
136—Earnest Graham (15 carries), 2001 Sugar Bowl
128—Emmitt Smith (17 carries), 1987 Aloha Bowl
122—Percy Harvin (9 carries), 2009 BCS Championship
120—Earnest Graham (22 carries), 2003 Outback Bowl

OPPONENT

199—Tommie Frazier (Nebraska, 16 carries), 1996 Fiesta Bowl
165—Lawrence Phillips (Nebraska, 25 carries), 1996 Fiesta Bowl
161—Gary Anderson (Arkansas, 26 carries), 1982 Bluebonnet Bowl
159—Charlie Wysocki (Maryland, 39 carries), 1980 Tangerine Bowl
156—Chuck Varner (Miami, Ohio, 28 carries), 1973 Tangerine Bowl
150—Fred Russell (Iowa, 21 carries), 2003 Outback Bowl
150—Jerome Bettis (Notre Dame, 16 carries), 1992 Sugar Bowl

Passing Yards

FLORIDA

482—Tim Tebow (Cincinnati, 31 of 35), 2010 Sugar Bowl*
394—Danny Wuerffel (Florida St., 28 of 39), 1995 Sugar Bowl
370—Shane Matthews (Notre Dame, 28 of 58), 1992 Sugar Bowl
352—Steve Spurrier (Missouri, 27 of 45), 1966 Sugar Bowl
323—Rex Grossman (Michigan, 21 of 41), 2003 Outback Bowl
306—Danny Wuerffel (Florida St., 18 of 34), 1997 Sugar Bowl
288—Doug Johnson (Michigan State, 24 of 50), 2000 Citrus Bowl
278—Chris Leak (Iowa, 25 of 40), 2006 Outback Bowl
271—Wayne Peace (Maryland, 20 of 34), 1980 Tangerine Bowl
268—Chris Leak (Michigan, 22 of 41), 2003 Outback Bowl
*UF Record

OPPONENT

373—Chad Henne (Michigan, 25 of 39), 2008 Capital One Bowl
346—Drew Tate (Iowa, 32 of 55), 2006 Outback Bowl
319—John Navarre (Michigan, 21 of 36) 2003 Outback Bowl
271—Thad Busby (Florida St., 17 of 41), 1997

Sugar Bowl
270—Ken Dorsey (Miami, 22 of 40), 2001 Sugar Bowl
257—Bill Burke (Michigan State, 21 of 35), 2000 Citrus Bowl
257—Shaun Hill (Maryland, 23 of 39), 2002 Orange Bowl
256—Sam Bradford (Oklahoma, 26 of 41), 2009 BCS Championship
252—Danny Kanell (Florida St., 23 of 40), 1995 Sugar Bowl
217—Cary Conklin (Washington, 21 of 39), 1989 Freedom Bowl
173—Troy Aikman (UCLA, 19 of 30), 1987 Aloha Bowl

TOUCHDOWN PASSES

4—Rex Grossman, 2002 Orange Bowl
3—Tim Tebow, 2010 Sugar Bowl
3—Tim Tebow, 2008 Capital One Bowl
3—Doug Johnson, 2000 Citrus Bowl
3—Danny Wuerffel, 1997 Sugar Bowl
3—Bob Hewko, 1982 Bluebonnet Bowl

Most Receptions

FLORIDA

11—Travis Taylor (vs. Michigan State), 2000 Citrus Bowl
10—Dallas Baker (vs. Iowa), 2006 Outback Bowl
10—Taylor Jacobs (vs. Maryland), 2002 Orange Bowl
9—Aaron Hernandez (vs. Cincinnati), 2010 Sugar Bowl
9—Percy Harvin (vs. Michigan), 2008 Capital One Bowl
9—Percy Harvin (vs. Ohio State), 2007 BCS National Championship
9—Willie Jackson (vs. West Virginia), 1994 Sugar Bowl
9—Barry Brown (vs. Missouri), 1966 Sugar Bowl
8—six times, most recent: O.J. Small (vs. Miami), 2004 Peach Bowl

Individual Receiving Yards

181—Riley Cooper (vs. Cincinnati), 2010 Sugar Bowl
170—Taylor Jacobs (vs. Maryland), 2002 Orange Bowl
166—Cris Collinsworth (vs. Maryland), 1980 Tangerine Bowl
159—Travis Taylor (vs. Syracuse), 1999 Orange Bowl
156—Travis Taylor (vs. Michigan State), 2000 Citrus Bowl
150—Ike Hilliard (vs. Florida St.), 1997 Sugar Bowl
148—Willie Jackson (vs. Notre Dame), 1992 Sugar Bowl
147—Dallas Baker (vs. Iowa), 2006 Outback Bowl
131—Willie Jackson (vs. West Virginia), 1994 Sugar Bowl
128—Jack Jackson (vs. Florida St.), 1995 Sugar Bowl

Total Offense

533—Tim Tebow (482 pass, 51 run), vs. Cincinnati, 2010 Sugar Bowl
397—Shane Matthews (370 pass, 27 run), vs. Notre Dame, 1992 Sugar Bowl
371—Danny Wuerffel (394 pass, -23 run), vs.

Florida St., 1995 Sugar Bowl
346—Rex Grossman (323 pass, 23 run), vs. Michigan, 2003 Outback Bowl
343—Steve Spurrier (352 pass, -9 run), vs. Missouri, 1966 Sugar Bowl
340—Tim Tebow (231 Pass, 109 run), vs. Oklahoma, 2009 BCS Championship
296—Danny Wuerffel (306 pass, -10 run) vs. Florida St., 1997 Sugar Bowl
283—Wayne Peace (271 pass, 12 run), vs. Maryland, 1980 Tangerine Bowl

Scoring

18—Travis Taylor (vs. Michigan State), 2000 Citrus Bowl (3 TDs)
18—Ike Hilliard (vs. Florida St.), 1997 Sugar Bowl (3 TDs)
18—Errict Rhett (vs. West Virginia), 1994 Sugar Bowl (3 TDs)
18—Dwayne Dixon (vs. Arkansas), 1982 Bluebonnet Bowl (3 TDs)
16—Arden Czyzewski (vs. Notre Dame), 1992 Sugar Bowl (5 FGs-Sugar Bowl record; 1 PAT)

Longest Plays

RUSHING

94—Larry Smith (vs. Georgia Tech), 1967 Orange Bowl

RUSHING (Touchdown)

94—Larry Smith (vs. Georgia Tech), 1967 Orange Bowl

PASS (Touchdown)

82—Danny Wuerffel to Ike Hilliard (vs. Florida St.), 1995 Sugar Bowl

FIELD GOAL

51—Jeff Chandler (vs. Miami), 2001 Sugar Bowl

PUNT

69 — Robby Stevenson (vs. Florida St.), 1997 Sugar Bowl

TEAM RECORDS

Scoring

Most Points by Florida: 56 (vs. Maryland), 2002 Orange Bowl
Most Points by an Opponent: 62 (vs. Nebraska), 1996 Fiesta Bowl
Most Points (Both teams): 86 (Florida 24, Nebraska 62), 1996 Fiesta Bowl
Fewest Points by Florida: 0 (vs. Maryland), 1975 Gator Bowl
Fewest Points by an Opponent: 6 (Iowa), 1983 Gator Bowl; (Penn State) 1998 Citrus Bowl
Fewest Points (Both teams): 10 (Mississippi 7, Florida 3), 1958 Gator Bowl

Rushing

Most Yards by Florida: 284 (vs. Georgia Tech), 1967 Orange Bowl
Most Yards by an Opponent: 524 (Nebraska), 1996 Fiesta Bowl
Fewest Yards by Florida: -30 (vs. West Virginia), 1981 Peach Bowl
Fewest Yards by Opponent: 40 (Baylor), 1960 Gator Bowl

Passing

Most Yards Passing by Florida: 482 (vs. Cincinnati), 2010 Sugar Bowl

Most Yards Passing by Opponent: 373 (Michigan), 2008 Capital One Bowl
Fewest Yards Passing by Florida: 28 (vs. Maryland), 1975 Gator Bowl
Fewest Yards Passing by Opponent: 6 (Miami University), 1973 Tangerine Bowl
Most Passes Attempted by Florida: 58 (vs. Notre Dame), 1992 Sugar Bowl
Most Passes Attempted by Opponent: 55 (Iowa), 2006 Outback Bowl
Fewest Passes Attempted by Florida: 8 (vs. Baylor), 1960 Gator Bowl
Fewest Passes Attempted by Opponent: 7 (Ole Miss), 1958 Gator Bowl
Most Passes Completed by Florida: 33 (vs. Maryland), 2002 Orange Bowl
Most Passes Completed by Opponent: 32 (Iowa), 2006 Outback Bowl
Fewest Passes Completed by Florida: 3 (vs. Maryland), 1975 Gator Bowl
Fewest Passes Completed by Opponent: 1 (Miami University), 1973 Tangerine Bowl

Total Offense

Most Yards by Florida: 659 (vs. Cincinnati; 177 run, 482 pass), 2010 Sugar Bowl; (vs. Maryland; 203 run, 456 pass), 2002 Orange Bowl
Most Yards by Opponent: 629 (vs. Nebraska; 524 rush, 105 pass) 1996 Fiesta Bowl
Most Yards (Both teams): 1,019 (Florida 659, Maryland 360), 2002 Orange Bowl
Fewest Yards by Florida: 105 (vs. West Virginia; 135 pass, -30 run), 1981 Peach Bowl
Fewest Yards by Opponent: 82 (Ohio State; 35 pass, 47 run), 2007 BCS National Championship
Fewest Yards (Both teams): 387 (Florida 248, Penn State 139), 1962 Gator Bowl

2010 SUGAR BOWL

Florida set or tied 11 Sugar Bowl records and four BCS game records in the 2010 Sugar Bowl.

INDIVIDUAL

Most consecutive completions: 12, Tim Tebow
Total offense: 533*, Tim Tebow (482 pass, 51 rush)
Passing yards: 482*, Tim Tebow
Completions: 31, Tim Tebow (ties record)
Completion percentage: 88.6*, Tim Tebow
Touchdown responsibility: 4, Tim Tebow (3 pass, 1 rush) (ties record)

TEAM

Total offense: 659* (484 pass, 177 rush; ties record)
Yards per play: 9.41
Completions: 35
Fewest rushing attempts: 56 (Florida 33, Cincinnati 23)
Completions: 58 (Florida 31, Cincinnati 27)
*Also a BCS Bowl record

RUSHING RECORDS

ATTEMPTS

Career

873—Errict Rhett, 1990-93
700—Emmitt Smith, 1987-89
692—Tim Tebow, 2006-09
639—Neal Anderson, 1982-85
603—Earnest Graham, 1999-2002
537—Fred Taylor, 1994-97
520—Larry Smith, 1966-68
468—John L. Williams, 1982-85
466—James Jones, 1979-82
448—Tommy Durrance, 1969-71

Season

284—Emmitt Smith, 1989
250—Errict Rhett, 1992
247—Errict Rhett, 1993
240—Earnest Graham, 2002
238—Neal Anderson, 1985
229—Emmitt Smith, 1987
224—Errict Rhett, 1991
222—Ciatrick Fason, 2004
217—Tim Tebow, 2009
217—Walter Mayberry, 1937

By a Senior: 247—Errict Rhett, 1993

By a Junior: 284—Emmitt Smith, 1989

By a Sophomore: 224—Errict Rhett, 1991

By a Freshman: 229—Emmitt Smith, 1987

Game

41—Errict Rhett, vs. Georgia, 1993
39—Emmitt Smith, vs. Alabama, 1987
34—Fred Taylor, vs. Auburn, 1997
33—Errict Rhett, vs. Kentucky, 1992
33—Neal Anderson, vs. Kentucky, 1982
32—Earnest Graham, vs. Kentucky, 2002
32—Emmitt Smith, vs. LSU, 1987
31—Emmitt Smith, vs. New Mexico, 1989
31—Neal Anderson, vs. Kentucky, 1985
31—Larry Dupree, vs. Florida St., 1963

By a Senior: 41—Errict Rhett, vs. Georgia, 1993

By a Junior: 33—Errict Rhett, vs. Kentucky, 1992

By a Sophomore: 28—Emmitt Smith, vs. Kentucky, 1988

By a Freshman: 39—Emmitt Smith, vs. Alabama, 1987

YARDAGE

Career

4,163—Errict Rhett, 1990-93
3,928—Emmitt Smith, 1987-89
3,234—Neal Anderson, 1982-85
3,075—Fred Taylor, 1994-97
3,065—Earnest Graham, 1999-2002
2,947—Tim Tebow, 2006-09
2,590—Tony Green, 1974-77
2,470—Jeff Demps, 2008-11
2,464—Chris Rainey, 2007-11
2,409—John L. Williams, 1982-85

Season

1,599—Emmitt Smith, 1989
1,341—Emmitt Smith, 1987
1,307—Jimmy DuBose, 1975
1,292—Fred Taylor, 1997
1,289—Errict Rhett, 1993
1,267—Ciatrick Fason, 2004
1,109—Errict Rhett, 1991

1,085—Earnest Graham, 2002

1,034—Neal Anderson, 1985

988—Emmitt Smith, 1988

By a Senior: 1,307—Jimmy DuBose, 1975

By a Junior: 1,599—Emmitt Smith, 1989

By a Sophomore: 1,109—Errict Rhett, 1991

By a Freshman: 1,341—Emmitt Smith, 1987

Game

316—Emmitt Smith, vs. New Mexico, 1989
224—Emmitt Smith, vs. Alabama, 1987
218—Red Bethea, vs. Chicago, 1930
210—Ciatrick Fason, vs. Kentucky, 2004
204—Jimmy DuBose, vs. Florida St., 1975
202—Emmitt Smith, vs. Vanderbilt, 1989
199—Chuck Hunsinger, vs. Furman, 1949
197—Neal Anderson, vs. Kentucky, 1982
196—Errict Rhett, vs. Auburn, 1993
193—Errict Rhett, vs. Kentucky, 1992

By a Senior: 218—Red Bethea, vs. Chicago, 1930

By a Junior: 316—Emmitt Smith, vs. New Mexico, 1989

By a Sophomore: 190—Ciatrick Fason, vs. South Carolina, 2003

By a Freshman: 224—Emmitt Smith, vs. Alabama, 1987

AVERAGE PER CARRY

Career

(Min. 400 attempts)
5.8—Tony Green, 1974-77 (445 attempts)
(Min. 300 attempts)
6.7—Jeff Demps, 2008-11 (367 attempts)

Season

(Min. 200 attempts)
6.0—Fred Taylor, 1997 (214 attempts)
(Min. 100 attempts)
7.5—Elijah Williams, 1995 (114 attempts)

Game

(Min. 25 attempts)
10.2—Emmitt Smith, vs. New Mexico, 1989 (31-316)
(Min. 10 attempts)
16.2—Tony Green, vs. Maryland, 1974 (11-178)
(Min. 5 attempts)
22.7—Bo Carroll vs. Central Michigan, 1997 (7-159)
(Min. 4 attempts)
26.0—John L. Williams, vs. Mississippi St., 1983 (4-104)

TOUCHDOWNS

Career

*57—Tim Tebow, 2006-09
36—Emmitt Smith, 1987-89
34—Errict Rhett, 1990-93
33—Earnest Graham, 1999-2002
31—Fred Taylor, 1994-97
30—Neal Anderson, 1982-85
25—DeShawn Wynn, 2003-06
25—Buford Long, 1950-52
24—Larry Smith, 1966-68
23—Jeff Demps, 2008-11
*SEC Record

Season

23—Tim Tebow, 2007
14—Tim Tebow, 2009
14—Emmitt Smith, 1989
14—Buford Long, 1952
13—Fred Taylor, 1997
13—Emmitt Smith, 1987
12—Tim Tebow, 2008
12—Tommy Durrance, 1969
11—Trey Burton, 2010
11—Earnest Graham, 2002
11—Errict Rhett, 1993

Game

5—Trey Burton vs. Kentucky, 2010
5—Tim Tebow vs. South Carolina, 2007
4—Jesse Palmer vs. Kentucky, 2000
4—Fred Taylor vs. Florida St., 1997
4—Rammy Ramsdell, vs. Mercer, 1915
4—Tommy Owens, vs. Mercer, 1928

AVERAGE RUSHING YARDAGE PER GAME

Career

126.7—Emmitt Smith, 1987-89 (3,928 in 31 games)
90.5—Errict Rhett, 1990-93 (4,163 in 46 games)
80.9—Fred Taylor, 1994-97 (3,075 in 38 games)
75.2—Neal Anderson, 1982-85 (3,234 in 43 games)

Season

145.4—Emmitt Smith, 1989 (1,599 in 11 games)
121.9—Emmitt Smith, 1987 (1,341 in 11 games)
118.8—Jimmy DuBose, 1975 (1,307 in 11 games)
117.5—Fred Taylor, 1997 (1,292 in 11 games)
109.7—Emmitt Smith, 1988 (988 in 9 games)
107.4—Errict Rhett, 1993 (1,289 in 12 games)

By a Senior: 118.8—Jimmy DuBose, 1975 (1,307 in 11 games)

By a Junior: 145.4—Emmitt Smith, 1989 (1,599 in 11 games)

By a Sophomore: 109.7—Emmitt Smith, 1988 (988 in 9 games)

By a Freshman: 121.9—Emmitt Smith, 1987 (1,341 in 11 games)

RUSHING YARDS BY A WIDE RECEIVER

Career

1,852—Percy Harvin, 2006-08
356—Wes Chandler, 1976-77
293—Andre Caldwell, 2003-07
210—Cris Collinsworth, 1977-80
165—Jacquez Green, 1998-99
164—OMARIUS HINES, 2008-11
147—John Capel, 1998-99
91—Reche Caldwell, 1999-2001
90—Chad Jackson, 2003-2005

Season

764—Percy Harvin, 2007
660—Percy Harvin, 2008
428—Percy Harvin, 2006
353—Wes Chandler, 1977
152—Omarius Hines, 2010
109—Brandon James, 2009
102—Andre Caldwell, 2006
93—Jacquez Green, 1995

92—Cris Collinsworth, 1978

89—Chad Jackson, 2005

RUSHING YARDS BY A QUARTERBACK

Career

2,947—Tim Tebow, 2006-09
786—Larry Libertore, 1960-62
655—Terry LeCount, 1975-77
582—Jimmy Fisher, 1975-77
513—Don Gaffney, 1973-75

Season

910—Tim Tebow, 2009
895—Tim Tebow, 2007
673—Tim Tebow, 2008
628—Terry LeCount, 1977
469—Tim Tebow, 2006
420—Larry Libertore, 1962
349—Trey Burton, 2010
328—Jordan Reed, 2010
288—Jimmy Fisher, 1976
230—Steve Spurrier, 1966

Game

166—Tim Tebow vs. Ole Miss, 2007
123—Tim Tebow vs. Kentucky, 2009
120—Tim Tebow vs. South Carolina, 2007
110—Trey Burton vs. Georgia, 2010
109—Tim Tebow vs. Oklahoma, 2008
109—Larry Rentz vs. Tulane, 1967
108—Terry LeCount vs. Georgia, 1977
103—Jimmy Fisher vs. Miami, 1976

RUSHING TOUCHDOWNS BY A QUARTERBACK

Career

*57—Tim Tebow, 2006 - 2009

Season

*23—Tim Tebow, 2007
14—Tim Tebow, 2009
12—Tim Tebow, 2008
11—Trey Burton, 2010
8—Tim Tebow, 2006
8—Jimmy Fisher, 1979
*SEC Record

Game

5—Trey Burton vs. Kentucky, 2010
5—Tim Tebow vs. South Carolina, 2007
4—Jesse Palmer vs. Kentucky, 2000

100-YARD GAMES

Career

23—Emmitt Smith, 1987-89
20—Errict Rhett, 1990-93
14—Fred Taylor, 1994-97
14—Neal Anderson, 1982-85
10—Earnest Graham, 1999-2002
8—John L. Williams, 1982-85
7—Ciatrick Fason, 2002-04
7—Jimmy DuBose, 1973-75
7—Larry Smith, 1966-68

100-yard Games (Cont.)

Season

- 9—Emmitt Smith, 1989
- 8—Fred Taylor, 1997
- 8—Emmitt Smith, 1987
- 7—Errict Rhett, 1993
- 6—Ciatrick Fason, 2004
- 6—Errict Rhett, 1991
- 6—Emmitt Smith, 1988
- 6—Jimmy DuBose, 1975

Consecutive 100-yard Games In A Season

- 6—Emmitt Smith, 1987 vs. Tulsa (109), Alabama (224), Mississippi St. (173), LSU (184), Cal State Fullerton (130), Temple (175)
- 5—Fred Taylor, 1997 vs. Southern Mississippi (101), Central Michigan (106), Tennessee (134), Kentucky (126), Arkansas (103)
- 5—Emmitt Smith, 1988 vs. Montana St. (148), Mississippi (109), Indiana St. (109), Mississippi St. (164), LSU (132)
- 4—Jimmy DuBose, 1975, vs. Vanderbilt (180), Florida St. (204), Duke (141), Auburn (149)
- 4—Errict Rhett, 1991, vs. Auburn (106), Georgia (124), Kentucky (154), Florida St. (109)
- 4—Errict Rhett, 1993, vs. Arkansas State (108), Kentucky (136), Tennessee (147), Mississippi St. (122)

Most Consecutive 100-Yard Games

- 8—Emmitt Smith (last 3 games of 1987 and first 5 games of 1988)

Streaks of 100-Yard Rushing Games

- 6—Emmitt Smith, 1987 vs. Tulsa, Alabama, Mississippi St., LSU, Cal State Fullerton, Temple
- 5—Fred Taylor, 1997 vs. Southern Miss, Central Michigan, Tennessee, Kentucky, Arkansas
- 5—Emmitt Smith, 1988 vs. Montana State, Ole Miss, Indiana State, Mississippi St., LSU
- 4—Errict Rhett, 1993 vs. Arkansas State, Kentucky, Tennessee, Mississippi St.
- 4—Errict Rhett, 1991 vs. Auburn, Georgia, Ken-

- tucky, Florida St.
- 4—Jimmy DuBose, 1975 vs. Vanderbilt, Florida St., Duke, Auburn
- 3—Chris Rainey, 2011 vs. UAB, Tennessee, Kentucky
- 3—Ciatrick Fason, 2004 vs. Mississippi St., Georgia, Vanderbilt
- 3—Emmitt Smith, 1989 vs. Georgia, Kentucky, Florida St.
- 3—Emmitt Smith, 1989 vs. LSU, Vanderbilt, New Mexico
- 3—Emmitt Smith, 1989 vs. Ole Miss, Louisiana Tech, Memphis State
- 3—Neal Anderson, 1985 vs. Mississippi St., LSU, Tennessee
- 3—Neal Anderson, 1984 vs. Tennessee, Cincinnati, Auburn
- 3—Neal Anderson, 1982 vs. Kentucky, Tulane, Florida St.
- 2—Jeff Demps, 2008 vs. Arkansas, LSU
- 2—Percy Harvin, 2007 vs. Florida St., Michigan
- 2—Percy Harvin, 2007 vs. Georgia, Vanderbilt
- 2—DeShawn Wynn, 2006 vs. Tennessee, Kentucky
- 2—Earnest Graham, 1999 vs. Vanderbilt, South Carolina
- 2—Terry Jackson, 1998 vs. Kentucky, Alabama
- 2—Terry Jackson, 1998 vs. The Citadel, NE Louisiana
- 2—Fred Taylor, 1997 vs. South Carolina, Florida St.
- 2—Fred Taylor, 1996 vs. LSU, Auburn
- 2—Elijah Williams, 1996 vs. LSU, Auburn
- 2—Elijah Williams, 1995 vs. South Carolina, Vanderbilt
- 2—Terry Jackson, 1995 vs. Kentucky, Tennessee
- 2—Errict Rhett, 1993 vs. Auburn, Georgia
- 2—Errict Rhett, 1990 vs. Mississippi St., LSU
- 2—Bo Carroll, 1989 vs. Auburn, Georgia
- 2—Emmitt Smith, 1987 vs. Kentucky, Florida St.
- 2—John L. Williams, 1984 vs. Tennessee, Cincinnati
- 2—John L. Williams, 1983 vs. Vanderbilt, East Carolina
- 2—Jimmy DuBose, 1975 vs. N.C. State, Mississippi St.
- 2—Nat Moore, 1972 vs. Alabama, Ole Miss
- 2—Larry Smith, 1968 vs. Tulane, North Carolina
- 2—Larry Smith, 1967 vs. Tulane, Vanderbilt

- 2—Rick Casares, 1951 vs. Loyola, Auburn

MOST YARDS RUSHING IN TWO CONSECUTIVE GAMES

- 518—Emmitt Smith, 1989, vs. Vanderbilt (202), New Mexico (316)
- 397—Emmitt Smith, 1987, vs. Alabama (224), Mississippi St. (173)

MOST YARDS RUSHING IN THREE CONSECUTIVE GAMES

- 635—Emmitt Smith, 1989, vs. LSU (117), Vanderbilt (202), New Mexico (316)

LONGEST RUSHING PLAYS (Touchdowns)

- 96—Emmitt Smith, vs. Mississippi St., 1988
- 91—Willie Wilder, vs. Mississippi St., 1976
- 91—Herb McAnley, vs. Sewanee, 1932
- 90—Ken McLean, vs. Georgia, 1944
- 86—John L. Williams, vs. West Texas State, 1982
- 84—Jeff Demps vs. Kentucky, 2011
- 84—Bobby Lance, vs. Auburn, 1954
- 80—Percy Harvin, vs. South Carolina, 2008
- 80—Neal Anderson, at Tennessee, 1984
- 80—Tony Green, vs. Mississippi St., 1977
- 80—Jimmy DuBose, vs. Vanderbilt, 1975
- 80—Bobby Forbes, at Auburn, 1947
- 77—Buford Long, vs. Georgia, 1952
- 76—Chris Rainey, vs. Charleston Southern, 2009
- 76—Neal Anderson, vs. LSU, 1983
- 76—Jimmy Dunn, vs. Georgia, 1958
- 75—Chris Rainey, vs. Arkansas, 2008
- 75—Ciatrick Fason, vs. Arkansas, 2003
- 75—Lorenzo Hampton, vs. West Texas State, 1982
- 75—Bob Hoover, vs. Texas A&M, 1962

YEAR-BY-YEAR INDIVIDUAL 100-YARD RUSHING GAMES

| | | | |
|------|---|---------------|------------|
| 1965 | 7 | 1989 | 10 |
| 1966 | 2 | 1990 | 5 |
| 1967 | 3 | 1991 | 6 |
| 1968 | 4 | 1992 | 3 |
| 1969 | 2 | 1993 | 8 |
| 1970 | 1 | 1994 | 2 |
| 1971 | 0 | 1995 | 6 |
| 1972 | 6 | 1996 | 6 |
| 1973 | 2 | 1997 | 8 |
| 1974 | 3 | 1998 | 5 |
| 1975 | 6 | 1999 | 7 |
| 1976 | 4 | 2000 | 4 |
| 1977 | 3 | 2001 | 1 |
| 1978 | 1 | 2002 | 4 |
| 1979 | 1 | 2003 | 3 |
| 1980 | 1 | 2004 | 6 |
| 1981 | 0 | 2005 | 2 |
| 1982 | 8 | 2006 | 2 |
| 1983 | 6 | 2007 | 7 |
| 1984 | 8 | 2008 | 8 |
| 1985 | 5 | 2009 | 3 |
| 1986 | 1 | 2010 | 2 |
| 1987 | 8 | 2011 | 7 |
| 1988 | 6 | TOTAL: | 202 |

TOP YEAR-BY-YEAR INDIVIDUAL 100-YARD RUSHING GAMES

| | | | |
|------|----|------|---|
| 1989 | 10 | 1999 | 7 |
| 2008 | 8 | 1996 | 6 |
| 1997 | 8 | 1995 | 6 |
| 1993 | 8 | 1991 | 6 |
| 1987 | 8 | 1988 | 6 |
| 1984 | 8 | 1983 | 6 |
| 1982 | 8 | 1975 | 6 |
| 2011 | 7 | 1972 | 6 |
| 2007 | 7 | | |

SAME GAME 100-YARD RUSHING PERFORMANCES

- 2011 vs. Kentucky, Jeff Demps (157) and Chris Rainey (105)
- 2008 vs. Oklahoma, Percy Harvin (122) and Tim Tebow (109)
- 2008 vs. The Citadel, Chris Rainey (142) and Emmanuel Moody (116)
- 2008 at. Arkansas, Chris Rainey (103) and Jeff Demps (103)
- 1997 vs. Central Michigan, Bo Carroll (159) and Fred Taylor (106)
- 1996 vs. LSU, Elijah Williams (109) and Fred Taylor (107)
- 1996 vs. Auburn, Elijah Williams (116) and Fred Taylor (110)
- 1984 vs. Cincinnati, James Massey (120), John L. Williams (111), Neal Anderson (105)
- 1984 vs. Tennessee, Neal Anderson (178) and John L. Williams (100)
- 1983 vs. East Carolina, John L. Williams (119) and Neal Anderson (118)
- 1982 vs. Florida St., Lorenzo Hampton (138) and Neal Anderson (103)
- 1982 vs. West Texas State, John L. Williams (179) and Lorenzo Hampton (116)
- 1967 vs. Tulane, Larry Smith (115) and Larry Rentz (109)
- *1996 vs. LSU and Auburn marks the only time multiple players have rushed for 100 yards in consecutive games

1,000-YARD RUSHERS

| Player | Year | Yards | Carries | Games to 1,000 |
|----------------|------|-------|---------|----------------|
| Emmitt Smith | 1989 | 1,599 | 176 | 7 |
| Emmitt Smith | 1987 | 1,341 | 151 | 7 |
| Jimmy DuBose | 1975 | 1,307 | 140 | 8 |
| Fred Taylor | 1997 | 1,292 | 192 | 10 |
| Errict Rhett | 1993 | 1,289 | 175 | 8 |
| Errict Rhett | 1991 | 1,109 | 200 | 10 |
| Earnest Graham | 2002 | 1,085 | 240 | 13 |
| Neal Anderson | 1985 | 1,034 | 241 | 11 |

100-YARD RUSHING GAMES

316—Emmitt Smith vs. New Mexico, 1989 (31)
 224—Emmitt Smith vs. Alabama, 1987 (39)
 218—Red Bethea vs. Chicago, 1930
 210—Ciatrick Fason vs. Kentucky, 2004 (31)
 204—Jimmy DuBose vs. Florida St., 1975 (22)
 202—Emmitt Smith vs. Vanderbilt, 1989 (25)
 199—Chuck Hunsinger vs. Furman, 1949
 197—Neal Anderson vs. Kentucky, 1982 (33)
 196—Errict Rhett vs. Auburn, 1993 (22)
 193—Errict Rhett vs. Kentucky, 1992 (33)
 190—Ciatrick Fason vs. South Carolina, 2003 (20)
 184—Emmitt Smith vs. LSU, 1987 (32)
 183—Errict Rhett vs. Georgia, 1993 (41)
 182—Earnest Graham vs. UAB, 2002 (18)
 182—Emmitt Smith vs. Memphis St., 1989 (24)
 180—Jimmy DuBose vs. Vanderbilt, 1975 (13)
 179—John L. Williams vs. West Texas St., 1982 (19)
 178—Neal Anderson vs. Tennessee, 1984 (23)
 178—Tony Green vs. Maryland, 1974 (11)
 177—Bobby Forbes vs. Jax NAS, 1944
 175—Emmitt Smith vs. Temple, 1987 (23)
 174—Chuck Hunsinger vs. Georgia, 1949 (18)
 173—Emmitt Smith vs. Mississippi St., 1987 (20)
 170—Ciatrick Fason vs. Vanderbilt, 2004 (26)
 170—Fred Taylor vs. South Carolina, 1997 (24)
 170—Errict Rhett vs. Alabama, 1991 (23)
 169—Percy Harvin vs. Florida St., 2007 (16)
 169—Earnest Graham vs. Auburn (SECCG), 2000 (19)
 167—Percy Harvin vs. South Carolina, 2008 (8)
 166—Tim Tebow vs. Ole Miss, 2007 (27)
 165—Percy Harvin vs. Michigan (Bowl), 2008 (13)
 165—Neal Anderson vs. Indiana St., 1983 (26)
 164—Emmitt Smith vs. Mississippi St., 1988 (13)
 162—Fred Taylor vs. Florida St., 1997 (22)
 160—Neal Anderson vs. Tennessee, 1985 (29)
 159—Bo Carroll vs. Central Michigan, 1997 (7)
 158—Jeff Demps vs. Vanderbilt, 2011 (23)
 158—Earnest Graham vs. W. Michigan, 1999 (19)
 157—Jeff Demps vs. Kentucky, 2011 (10)
 157—Neal Anderson vs. Tulane, 1984 (15)
 154—Errict Rhett vs. Kentucky, 1991 (26)
 154—Jimmy DuBose vs. Mississippi St., 1975 (20)
 153—Emmitt Smith vs. Florida St., 1989 (30)
 153—John L. Williams vs. Virginia Tech, 1985 (27)
 149—Neal Anderson vs. LSU, 1983 (15)
 149—Jimmy DuBose vs. Auburn, 1975 (27)
 148—Emmitt Smith vs. Montana St., 1988 (19)
 147—Errict Rhett vs. Tennessee, 1993 (30)
 146—James Jones vs. Vanderbilt, 1982 (26)
 146—Nat Moore vs. Kentucky, 1972 (23)
 143—Ciatrick Fason vs. Mississippi St., 2004 (16)
 143—Elijah Williams vs. Georgia, 1995 (15)

143—Errict Rhett vs. Mississippi St., 1990 (25)
 143—Jimmy DuBose vs. Auburn, 1974 (25)
 142—Chris Rainey vs. The Citadel, 2008 (7)
 142—Errict Rhett vs. Mississippi St., 1991 (27)
 142—Errict Rhett vs. Auburn, 1990 (15)
 142—Nat Moore vs. Ole Miss, 1972 (16)
 142—Larry Smith vs. North Carolina, 1968 (24)
 141—Jimmy DuBose vs. Duke, 1975 (26)
 140—Fred Taylor vs. Auburn, 1997 (34)
 140—Fred Taylor vs. Vanderbilt, 1994 (16)
 139—Jeff Demps vs. USF, 2010 (11)
 139—Ciatrick Fason vs. Georgia, 2004 (17)
 139—Fred Taylor vs. South Carolina, 1996 (21)
 138—Terry Jackson vs. Kentucky, 1995 (18)
 138—Lorenzo Hampton vs. Florida St., 1982 (23)
 136—Fred Taylor vs. LSU, 1994 (16)
 136—Errict Rhett vs. Kentucky, 1993 (21)
 135—Terry Jackson vs. Alabama, 1998 (25)
 134—Fred Taylor vs. Tennessee, 1997 (17)
 134—Neal Anderson vs. Kentucky, 1985 (31)
 134—Neal Anderson vs. Mississippi St., 1985 (23)
 132—Chris Rainey vs. South Carolina, 2011 (17)
 132—Emmitt Smith vs. LSU, 1988 (27)
 132—Tony Green vs. Utah, 1977 (10)
 131—Earnest Graham vs. Georgia, 2001 (23)
 131—Vince Kendrick vs. North Carolina, 1972 (19)
 130—Emmitt Smith vs. Cal St. Fullerton, 1987 (22)
 129—Jeff Demps vs. LSU, 2008 (10)
 129—Tony Green vs. Tennessee, 1977 (18)
 128—Earnest Graham vs. Kentucky, 2000 (14)
 128—Elijah Williams vs. Vanderbilt, 1995 (9)
 127—Terry Jackson vs. The Citadel, 1998 (10)
 127—Emmitt Smith vs. Kentucky, 1989 (29)
 127—Tommy Durrance vs. Mississippi St., 1969 (21)
 126—Fred Taylor vs. Kentucky, 1997 (14)
 126—Elijah Williams vs. South Carolina, 1995 (14)
 126—Michael Rich vs. Georgia, 1970 (21)
 125—Earnest Graham vs. Vanderbilt, 2002 (24)
 124—Earnest Graham vs. Vanderbilt, 1999 (16)
 124—Errict Rhett vs. Georgia, 1991 (25)
 124—Tony Green vs. Tennessee, 1976 (17)
 124—Willie Wilder vs. Mississippi St., 1976 (7)
 123—Tim Tebow vs. Kentucky, 2009 (16)
 123—Neal Anderson vs. LSU, 1985 (22)
 122—Percy Harvin vs. Oklahoma, 2008 (9)
 122—Errict Rhett vs. Mississippi St., 1993 (19)
 121—Tim Tebow vs. South Carolina, 2007 (26)
 121—Tom Christian vs. Mississippi St., 1968 (9)
 120—Earnest Graham vs. Michigan, 2002 (22)
 120—Robert Gillespie vs. LSU, 2000 (19)
 120—Errict Rhett vs. South Carolina, 1993 (29)
 120—Errict Rhett vs. Southern Miss, 1992 (21)

120—James Massey vs. Cincinnati, 1984 (18)
 120—Malcolm Hammack vs. Georgia Tech, 1954 (14)
 119—Chris Rainey vs. UAB, 2011 (16)
 119—Terry Jackson vs. Tennessee, 1995 (17)
 119—John L. Williams vs. East Carolina, 1983 (17)
 119—Vince Kendrick vs. Auburn, 1973 (23)
 118—Neal Anderson vs. East Carolina, 1983 (23)
 117—Terry Jackson vs. NE Louisiana, 1998 (16)
 117—Emmitt Smith vs. LSU, 1989 (29)
 117—Emmitt Smith vs. Ole Miss, 1989 (26)
 117—Tommy Durrance vs. Miami, 1969 (21)
 116—Emmanuel Moody vs. The Citadel, 2008 (13)
 116—Terry Jackson vs. Kentucky, 1998 (22)
 116—Elijah Williams vs. Auburn, 1996 (16)
 116—Eugene McCaslin vs. Georgia So., 1996 (8)
 116—Lorenzo Hampton vs. West Texas St., 1982 (13)
 115—Elijah Williams vs. Kentucky, 1994 (13)
 115—Larry Smith vs. Tulane, 1968 (23)
 115—Larry Smith vs. Tulane, 1967 (23)
 115—Larry Smith vs. N.C. St., 1966 (26)
 113—Percy Harvin vs. Vanderbilt, 2007 (11)
 113—Bo Carroll vs. Georgia, 1999 (13)
 113—Emmitt Smith vs. Kentucky, 1988 (28)
 113—Vince Kendrick vs. Mississippi St., 1972 (12)
 112—Robert Gillespie vs. Ball St., 2000 (17)
 112—Emmitt Smith vs. Kentucky, 1987 (24)
 111—Fred Taylor vs. Auburn, 1995 (17)
 111—Errict Rhett vs. Kentucky, 1990 (18)
 111—John L. Williams vs. Cincinnati, 1984 (12)
 111—James Jones vs. Kentucky, 1980 (22)
 110—**TREY BURTON** vs. Georgia, 2010 (17)
 110—Fred Taylor vs. Auburn, 1996 (14)
 110—John L. Williams vs. Kentucky, 1984 (18)
 109—Tim Tebow vs. Oklahoma, 2008 (22)
 109—DeShawn Wynn vs. Georgia, 2005 (19)
 109—Elijah Williams vs. LSU, 1996 (13)
 109—Errict Rhett vs. Florida St., 1991 (24)
 109—Emmitt Smith vs. Indiana St., 1988 (21)
 109—Emmitt Smith vs. Ole Miss, 1988 (20)
 109—Emmitt Smith vs. Tulsa, 1987 (10)
 109—Lorenzo Hampton vs. Mississippi St., 1982 (12)
 109—Jimmy DuBose vs. N.C. St., 1975 (17)
 109—Nat Moore vs. Florida St., 1973 (15)
 109—Larry Smith vs. Air Force, 1968 (25)
 109—Larry Rentz vs. Tulane, 1967 (13)
 108—Chris Rainey vs. Tennessee (21)
 108—Tim Tebow vs. Troy, 2007 (17)
 108—Ran Carthon vs. Ole Miss, 2003 (15)
 108—Robert Gillespie vs. LSU, 1999 (21)
 108—Robert Gillespie vs. Kentucky, 1999 (12)
 108—Errict Rhett vs. Arkansas St., 1993 (16)
 108—Neal Anderson vs. Auburn, 1984 (15)

108—Calvin Davis vs. Georgia Tech, 1978 (20)
 108—Terry LeCount vs. Georgia, 1977 (16)
 108—Nat Moore vs. Alabama, 1972 (11)
 108—Rick Casares vs. Loyola, 1951 (12)
 107—Fred Taylor vs. LSU, 1996 (16)
 107—James Jones vs. Auburn, 1982 (16)
 106—Jeff Demps vs. Florida St., 2009 (7)
 106—Fred Taylor vs. Central Michigan, 1997 (9)
 106—Errict Rhett vs. Auburn, 1991 (26)
 106—Emmitt Smith vs. Georgia, 1989 (22)
 106—Tony Green vs. Kentucky, 1974 (9)
 105—Chris Rainey vs. Kentucky, 2011 (15)
 105—Jeff Demps vs. FAU, 2011 (12)
 105—Percy Harvin vs. Arkansas, 2006 (6)
 105—Ciatrick Fason vs. Eastern Michigan, 2004 (16)
 105—Earnest Graham vs. South Carolina, 1999 (24)
 105—Willie McClendon vs. Akron, 1990 (18)
 105—Errict Rhett vs. LSU, 1990 (15)
 105—Neal Anderson vs. Cincinnati, 1984 (16)
 105—Larry Smith vs. Vanderbilt, 1967 (23)
 104—DeShawn Wynn vs. Kentucky, 2006 (14)
 104—DeShawn Wynn vs. Tennessee, 2006 (22)
 104—Bo Carroll vs. Auburn, 1999 (11)
 104—Errict Rhett vs. Vanderbilt, 1992 (22)
 104—John L. Williams vs. Mississippi St., 1983 (4)
 104—Derald Williams vs. Tulsa, 1979 (17)
 103—Jeff Demps vs. Arkansas, 2008 (7)
 103—Chris Rainey vs. Arkansas, 2008 (10)
 103—Ciatrick Fason vs. Florida St., 2004 (24)
 103—Fred Taylor vs. Arkansas, 1997 (13)
 103—John L. Williams vs. Vanderbilt, 1983 (17)
 103—Neal Anderson vs. Florida St., 1982 (13)
 103—Neal Anderson vs. Tulane, 1982 (24)
 103—James Fisher vs. Miami, 1976 (15)
 103—Nat Moore vs. Miami, 1972 (18)
 103—Rick Casares vs. Auburn, 1951 (15)
 102—Tim Tebow vs. FIU, 2009 (7)
 102—Earnest Graham vs. Kentucky, 2002 (32)
 102—Eugene McCaslin vs. Vanderbilt, 1998 (14)
 102—Octavius Gould vs. Rutgers, 1986 (28)
 102—Willie Wilder vs. Georgia, 1976 (13)
 102—Larry Smith vs. Auburn, 1966 (22)
 101—DeShawn Wynn vs. Louisiana Tech, 2005 (15)
 101—Fred Taylor vs. Southern Miss., 1997 (19)
 100—Percy Harvin vs. Georgia, 2007 (10)
 100—DeShawn Wynn vs. Miami, 2003 (8)
 100—Emmitt Smith vs. Louisiana Tech, 1989 (20)
 100—Emmitt Smith vs. Florida St., 1987 (20)
 100—John L. Williams vs. Tennessee, 1984 (13)

MOST CAREER 100-YARD GAMES

| | |
|------------------|----|
| Emmitt Smith | 23 |
| Errict Rhett | 20 |
| Neal Anderson | 14 |
| Fred Taylor | 14 |
| Earnest Graham | 10 |
| John L. Williams | 8 |
| Jeff Demps | 7 |
| Jimmy DuBose | 7 |
| Ciatrick Fason | 7 |
| Percy Harvin | 7 |
| Larry Smith | 7 |

| | |
|------------------|---|
| Terry Jackson | 6 |
| Chris Rainey | 6 |
| Tim Tebow | 6 |
| Elijah Williams | 6 |
| Tony Green | 5 |
| Nat Moore | 5 |
| DeShawn Wynn | 5 |
| Robert Gillespie | 4 |
| Bo Carroll | 3 |
| Lorenzo Hampton | 3 |
| James Jones | 3 |

| | |
|--------------------|---|
| Vince Kendrick | 3 |
| Rick Casares | 2 |
| Tommy Durrance | 2 |
| Eugene McCaslin | 2 |
| Willie Wilder | 2 |
| Red Bethea | 1 |
| TREY BURTON | 1 |
| Ran Carthon | 1 |
| Tom Christian | 1 |
| Calvin Davis | 1 |
| James Fisher | 1 |

| | |
|------------------|---|
| Bobby Forbes | 1 |
| Octavius Gould | 1 |
| Malcolm Hammack | 1 |
| Chuck Hunsinger | 1 |
| Terry LeCount | 1 |
| James Massey | 1 |
| Willie McClendon | 1 |
| Emmanuel Moody | 1 |
| Larry Rentz | 1 |
| Michael Rich | 1 |
| Derald Williams | 1 |

PASSING RECORDS

ATTEMPTS

Career

1,458—Chris Leak, 2003-06
1,202—Shane Matthews, 1989-92
1,170—Danny Wuerffel, 1993-96
1,128—John Reaves, 1969-71
1,110—Rex Grossman, 2000-02
995—Tim Tebow, 2006-09
991—Wayne Peace, 1980-83
949—Kerwin Bell, 1984-87
907—Doug Johnson, 1996-99
692—Steve Spurrier, 1964-66

Season

503—Rex Grossman, 2002
463—Shane Matthews, 1992
399—Chris Leak, 2004
396—John Reaves, 1969
395—Rex Grossman, 2001
378—Shane Matthews, 1990
376—John Reaves, 1970
374—Chris Leak, 2005
365—Chris Leak, 2006
361—Shane Matthews, 1991

Game

66—John Reaves vs. Auburn, 1969
57—Doug Johnson vs. LSU, 1997
54—Larry Ochab vs. Florida St., 1979
53—John Reaves vs. Tulane, 1969
52—John Reaves vs. N.C. State, 1970
52—John Reaves vs. Tennessee, 1970
51—Rex Grossman vs. Tennessee, 2001
50—Danny Wuerffel vs. Auburn, 1993
50—John Reaves vs. Miami, 1971
49—Shane Matthews vs. Alabama, 1992
49—Kerwin Bell vs. Georgia, 1985
49—Steve Spurrier vs. Miami, 1966

COMPLETIONS

Career

895—Chris Leak, 2003-06
722—Shane Matthews, 1989-92
708—Danny Wuerffel, 1993-96
677—Rex Grossman, 2000-02
661—Tim Tebow, 2006-09
610—Wayne Peace, 1980-83
603—John Reaves, 1969-71
549—Kerwin Bell, 1984-87
504—Doug Johnson, 1996-99
398—John Brantley, 2007-11

Season

287—Rex Grossman, 2002
275—Shane Matthews, 1992
259—Rex Grossman, 2001
238—Chris Leak, 2004
235—Chris Leak, 2005
234—Tim Tebow, 2007
232—Chris Leak, 2006
229—Shane Matthews, 1990
222—John Reaves, 1969
218—Shane Matthews, 1991

Game

36—Rex Grossman vs. Georgia, 2002
33—Rex Grossman vs. Tennessee, 2001
33—Kerwin Bell vs. Georgia, 1985
33—John Reaves vs. Miami, 1971
33—John Reaves vs. Auburn, 1969
32—Chris Leak vs. Vanderbilt, 2005
32—Doug Johnson vs. LSU, 1997
32—Shane Matthews vs. Louisville, 1992
31—Tim Tebow vs. Cincinnati, 2009
30—Shane Matthews vs. Alabama, 1992
30—Wayne Peace vs. Maryland, 1981

YARDAGE

Career

11,213—Chris Leak, 2003-06
10,875—Danny Wuerffel, 1993-96
9,287—Shane Matthews, 1989-92
9,285—Tim Tebow, 2006-09
9,164—Rex Grossman, 2000-02
7,585—Kerwin Bell, 1984-87
7,549—John Reaves, 1969-71
7,206—Wayne Peace, 1980-83
7,114—Doug Johnson, 1996-99
4,848—Steve Spurrier, 1964-66

Season

3,896—Rex Grossman, 2001
3,625—Danny Wuerffel, 1996
3,402—Rex Grossman, 2002
3,286—Tim Tebow, 2007
3,266—Danny Wuerffel, 1995
3,205—Shane Matthews, 1992
3,197—Chris Leak, 2004
3,130—Shane Matthews, 1991
2,952—Shane Matthews, 1990
2,942—Chris Leak, 2006

By a Senior: 3,625—Danny Wuerffel, 1996

By a Junior: 3,402—Rex Grossman, 2002

By a Sophomore: 3,896—Rex Grossman, 2001

By a Freshman: 2,435—Chris Leak, 2003

Game

482—Tim Tebow vs. Cincinnati, 2009
464—Rex Grossman vs. LSU, 2001
462—Danny Wuerffel vs. Arkansas, 1996
460—Doug Johnson vs. Vanderbilt, 1998
458—Eric Kresser vs. Northern Illinois, 1995
449—Danny Wuerffel vs. Mississippi St., 1993
448—Terry Dean vs. SW Louisiana, 1993
443—Danny Wuerffel vs. Florida St., 1995
408—Kerwin Bell vs. Georgia, 1985
407—Rex Grossman vs. Georgia, 2001
By a Senior: 482—Tim Tebow vs. Cincinnati, 2009
By a Junior: 458—Eric Kresser vs. Northern Illinois, 1995
By a Sophomore: 464—Rex Grossman vs. LSU, 2001
By a Freshman: 449—Danny Wuerffel vs. Mississippi St., 1993

COMPLETION PERCENTAGE

Career

(400 or more completions)
66.4—Tim Tebow (661 of 995), 2006-09
61.6—Wayne Peace (610 of 991), 1980-83
61.4—Chris Leak (895 of 1,458), 2003-06
61.1—Rex Grossman (677 of 1,110), 2000-02
60.5—Danny Wuerffel (708 of 1,170), 1993-96

Season

(Min. 150 completions)
70.7—Wayne Peace (174 of 246), 1982
(Min. 200 completions)
67.8—Tim Tebow (213 of 314), 2009
66.9—Tim Tebow (234 of 350), 2007
65.6—Rex Grossman (259 of 395), 2001
64.6—Danny Wuerffel (210 of 325), 1995
63.6—Chris Leak (232 of 365) 2006
62.8—Chris Leak (235 of 374), 2005
60.8—John Brantley (200 of 329), 2010
60.6—Shane Matthews (229 of 378), 1990

Game

(Min. 10 completions)
93.8—Danny Wuerffel (15 of 16) vs. Georgia Southern, 1996
88.6—Tim Tebow (31 of 35) vs. Cincinnati, 2009
88.2—Wayne Peace (15 of 17) vs. West Texas State, 1982
(Min. 30 completions)
*88.6—Tim Tebow (31 of 35) vs. Cincinnati, 2009
78.3—Rex Grossman (36 of 46) vs. Georgia, 2002
69.6—Shane Matthews (32 of 46) vs. LSU, 1992
67.3—Kerwin Bell (33 of 49) vs. Georgia, 1985
*SEC Record (min. 30 completions)

TOUCHDOWNS

Career

114—Danny Wuerffel, 1993-96
88—Tim Tebow, 2006-09
88—Chris Leak, 2003-06
77—Rex Grossman, 2000-02
74—Shane Matthews, 1989-92
62—Doug Johnson, 1996-99
56—Kerwin Bell, 1984-87
54—John Reaves, 1969-71
39—Terry Dean, 1991-94
36—Steve Spurrier, 1964-66

Season

39—Danny Wuerffel, 1996
35—Danny Wuerffel, 1995
34—Rex Grossman, 2001
32—Tim Tebow, 2007
30—Tim Tebow, 2008
29—Chris Leak, 2004
28—Shane Matthews, 1991
24—John Reaves, 1969
23—Chris Leak, 2006
23—Shane Matthews, 1992
23—Shane Matthews, 1990
By a Senior: 39—Danny Wuerffel, 1996
By a Junior: 35—Danny Wuerffel, 1995
By a Sophomore: 34—Rex Grossman, 2001
By a Freshman: 22—Danny Wuerffel, 1993

Game

*7—Doug Johnson vs. Central Michigan, 1997
*7—Terry Dean vs. New Mexico State, 1994
6—Chris Leak vs. South Carolina, 2004
6—Danny Wuerffel vs. Alabama, 1996
6—Danny Wuerffel vs. Tennessee, 1995
6—Eric Kresser vs. Northern Illinois, 1995
6—Terry Dean vs. SW Louisiana, 1993
5–11 times, most recent: Tim Tebow vs. Cincinnati, 2009
*SEC Record

EFFICIENCY

Career

(Min. of 500 completions)
170.79—Tim Tebow, 2006-09
163.6—Danny Wuerffel, 1993-96
146.77—Rex Grossman, 2000-02
140.14—Chris Leak, 2003-06
137.6—Shane Matthews, 1989-92
136.5—Kerwin Bell, 1984-87

Season

*178.4—Danny Wuerffel, 1995
172.5—Tim Tebow, 2007
172.4—Tim Tebow, 2008
170.8—Rex Grossman, 2001
170.6—Danny Wuerffel, 1996
164.2—Tim Tebow, 2009
161.8—Rex Grossman, 2000
159.4—Kerwin Bell, 1985
155.7—Terry Dean, 1994
151.2—Danny Wuerffel, 1994
*NCAA Record

Game

(Min. of 10 completions)
289.3—Wayne Peace vs. West Texas, 1982
287.2—Danny Wuerffel vs. Georgia, 1995
282.9—Tim Tebow vs. Western Kentucky, 2007
275.2—Danny Wuerffel vs. Georgia Southern, 1996
254.3—Danny Wuerffel vs. South Carolina, 1995
254.1—Danny Wuerffel vs. LSU, 1993
248.7—Doug Johnson vs. Central Michigan, 1997
248.2—Danny Wuerffel vs. Auburn, 1994
247.0—Shane Matthews vs. San Jose St., 1991
(Min. of 20 completions)
235.9—Rex Grossman vs. LSU, 2001
233.5—Terry Dean vs. LSU, 1993
232.5—Tim Tebow vs. Cincinnati, 2009
230.7—Rex Grossman vs. Mississippi St., 2001
222.2—Danny Wuerffel vs. South Carolina, 1994

INTERCEPTIONS

Career

59—John Reaves, 1969-71
46—Shane Matthews, 1989-92
42—Chris Leak, 2003-06
42—Danny Wuerffel, 1993-96
40—Wayne Peace, 1980-83
36—Rex Grossman, 2000-02
36—Doug Johnson, 1996-99
35—Kerwin Bell, 1984-87
31—Steve Spurrier, 1964-66

Interceptions (cont.)

Season

- 21—John Reaves, 1971
- 19—John Reaves, 1970
- 19—John Reaves, 1969
- 18—Shane Matthews, 1991
- 17—Rex Grossman, 2002
- 16—Shane Matthews, 1992

Game

- *9—John Reaves vs. Auburn, 1969
- 5—Shane Matthews vs. Mississippi St., 1992
- *NCAA Record*

CONSECUTIVE PASSES WITHOUT AN INTERCEPTION

- 203—Tim Tebow, 2007-08
- 157—John Brantley 2008-10
- 148—Tim Tebow, 2009
- 121—Danny Wuerffel, 1995-96
- 118—John Brantley, 2011
- 118—Rex Grossman, 2002
- 117—Chris Leak, 2005
- 117—Wayne Peace, 1981
- 113—Tim Tebow, 2008
- 104—Steve Spurrier, 1966

LOWEST INTERCEPTION PERCENTAGE

Career

- (*Min. 500 attempts*)
- 1.61—Tim Tebow, 2006-2009
- 2.79—John Brantley, 2007-11
- 2.88—Chris Leak, 2003-06
- 3.24—Rex Grossman, 2000-02
- 3.59—Danny Wuerffel, 1993-96
- 3.68—Kerwin Bell, 1984-87

CONSECUTIVE PASSES COMPLETED

- 17—Chris Leak (17 vs. Wyoming), 2005
- 16—Steve Spurrier (9 vs. Florida St., 7 vs. N.C. State), 1966
- 14—Terry Dean (11 vs. Arkansas State, 3 vs. Kentucky), 1993

300-YARD PASSING GAMES

Season

- 10—Rex Grossman, 2001
- 6—Rex Grossman, 2002
- 5—Shane Matthews, 1992
- 5—Shane Matthews, 1991
- 5—Shane Matthews, 1990
- 4—Chris Leak, 2004
- 4—Danny Wuerffel, 1996
- 4—Danny Wuerffel, 1995
- 4—John Reaves, 1969
- 3—four times, most recent: Tim Tebow, 2007

Consecutive 300-Yard Passing Games

- 9—Rex Grossman, 2001
- 3—Shane Matthews, 1992
- 3—Shane Matthews, 1990

200-YARD PASSING GAMES

Career

- 33—Chris Leak, 2003-06
- 31—Danny Wuerffel, 1993-96
- 30—Shane Matthews, 1989-92
- 26—Rex Grossman, 2000-02
- 25—Tim Tebow, 2006-2009
- 23—John Reaves, 1969-71
- 20—Doug Johnson, 1996-99
- 14—Kerwin Bell, 1984-87
- 14—Wayne Peace, 1980-83

Season

- 11—Tim Tebow, 2007
- 11—Rex Grossman, 2001
- 11—Danny Wuerffel, 1996
- 11—Shane Matthews, 1991
- 10—Chris Leak, 2004
- 10—Rex Grossman, 2002
- 10—Danny Wuerffel, 1995
- 10—Shane Matthews, 1992
- 10—John Reaves, 1970
- 9—Doug Johnson, 1999
- 9—Shane Matthews, 1990

Consecutive 200-Yard Passing Games

- 17—Shane Matthews (last five games of 1990, all 11 games in 1991 and Kentucky in 1992)
- 13—Rex Grossman, 2000-02 (last game of 2000, all 11 games of 2001 and first game of 2002)
- 10—John Reaves (last two games of 1969, first eight games of 1970)

LONGEST PASSING PLAYS (*Touchdowns*)

- 99—Derrick Gaffney from Cris Collinsworth vs. Rice, 1977*
- 96—Jacques Green from Eric Kresser vs. N. Illinois, 1995
- 96—Ricky Nattiel from Kerwin Bell vs. Georgia, 1984
- 93—Stacey Simmons from Kyle Morris vs. Montana St., 1988
- 87—Reidel Anthony from Eric Kresser vs. So. Miss, 1994
- 85—Wes Chandler from Terry LeCount vs. LSU, 1977
- 85—Jacques Green from Danny Wuerffel vs. Alabama, 1996
- 84—Tony Lomack from Kyle Morris vs. La. Tech, 1989
- 83—Chris Rainey from John Brantley vs. Tennessee, 2011
- 83—Ricky Nattiel from Kerwin Bell vs. Mississippi, 1985
- 82—Frankie Neal from Kerwin Bell vs. Florida St., 1985
- 81—Chad Jackson from Chris Leak, vs. Tennessee, 2004

- 81—Jim Yancey from John Reaves vs. Florida St., 1970
- 80—**ANDRE DEBOSE** from John Brantley vs. Furman, 2011
- 80—Riley Cooper from Tim Tebow vs. Cincinnati, 2009
- 80—Chad Jackson from Chris Leak vs. La. Tech, 2005
- 80—Jabar Gaffney from Rex Grossman vs. Auburn, 2001
- 80—Ray Brown from Richard Allen vs. Tennessee, 1954
- 77—Deonte Thompson from Tim Tebow vs. Arkansas, 2009
- 77—Stacey Simmons from Kyle Morris vs. Indiana St., 1988
- 76—Jacques Green from Danny Wuerffel vs. Vandy, 1995
- 76—Carlos Alvarez from John Reaves vs. N. Carolina, 1969
- 75—Bo Carroll from Jesse Palmer vs. Ball St., 2000
- 75—Ricky Nattiel from Kerwin Bell vs. Florida St., 1985
- 74—Ike Hilliard from Danny Wuerffel vs. Florida St., 1995
- 74—Fergie Ferguson from Tommy Harrison vs. Miami, 1941
- 74—Carlos Alvarez from John Reaves vs. Houston, 1969
- *Tied NCAA Record*

300-YARD PASSING GAMES

- 482—Tim Tebow vs. Cincinnati, 2010 (31-35, 3)
- 464—Rex Grossman vs. LSU, 2001 (22-32, 5)
- 462—Danny Wuerffel vs. Arkansas, 1996 (23-39, 4)
- 460—Doug Johnson vs. Vandy, 1998 (24-39, 4)
- 458—Eric Kresser vs. N. Illinois, 1995 (26-42, 6)
- 449—Danny Wuerffel vs. Miss. St., 1993 (27-41, 3)
- 448—Terry Dean vs. SW Louisiana, 1993 (26-38, 6)
- 443—Danny Wuerffel vs. Florida St., 1995 (25-40, 4)
- 408—Kerwin Bell vs. Georgia, 1985 (33-49, 0)
- 407—Rex Grossman vs. Georgia, 2001 (27-35, 2)
- 401—Danny Wuerffel vs. Alabama, 1996 (20-35, 6)
- 393—Rex Grossman vs. Miss. St., 2001 (22-31, 5)
- 386—Danny Wuerffel vs. Auburn, 1993 (25-50, 3)
- 381—Danny Wuerffel vs. Tennessee, 1995 (29-39, 6)
- 380—Danny Wuerffel vs. Auburn, 1995 (20-34, 4)
- 375—Rex Grossman vs. Kentucky, 2002 (28-43, 2)
- 375—Rex Grossman vs. Marshall, 2001 (20-30, 3)
- 369—John Reaves vs. Auburn, 1969 (33-66)
- 364—Rex Grossman vs. Auburn, 2001 (25-42, 2)
- 362—Rex Grossman vs. Tennessee, 2001 (33-51, 2)
- 362—Danny Wuerffel vs. Florida St., 1996 (23-48, 3)

- 362—Shane Matthews vs. Kentucky, 1991 (26-39, 3)
- 360—Doug Johnson vs. S. Carolina, 1998 (23-42, 4)
- 357—Danny Wuerffel vs. S. Carolina, 1994 (20-32, 4)
- 352—Chris Leak vs. UCF, 2006 (19-29, 4)
- 351—Shane Matthews vs. Miss. St., 1990 (27-42, 3)
- 351—Shane Matthews vs. Florida St., 1990 (29-48, 2)
- 348—John Reaves vs. Miami, 1971 (33-50)
- 347—Shane Matthews vs. Syracuse, 1991 (27-43, 3)
- 346—Doug Johnson vs. LSU, 1997 (32-57, 0)
- 346—Danny Wuerffel vs. Auburn, 1996 (17-30, 3)
- 346—John Reaves vs. Miami, 1969 (30-43)
- 344—Shane Matthews vs. Georgia, 1990 (26-39, 3)
- 343—Doug Johnson vs. Tennessee, 1999 (21-44, 2)
- 343—Shane Matthews vs. Vandy, 1992 (28-43, 3)
- 343—Kerwin Bell vs. Florida St., 1985 (17-22, 3)
- 342—John Reaves vs. Houston, 1969 (18-30)
- 340—Shane Matthews vs. Kentucky, 1992 (28-47, 4)
- 339—Rex Grossman vs. Georgia, 2002 (36-46, 2)
- 338—Tim Tebow vs. FAU, 2007 (25-34, 3)
- 337—Rex Grossman vs. UAB, 2002 (16-26, 2)
- 336—Shane Matthews vs. N. Illinois, 1991 (21-34, 2)

- 336—Wayne Peace vs. Auburn, 1983 (29-41, 2)
- 334—Rex Grossman vs. Vandy, 2000 (21-34, 2)
- 333—Danny Wuerffel vs. S. Carolina, 1993 (25-37, 2)
- 332—Shane Matthews vs. Okla. St., 1990 (20-29, 1)
- 331—Rex Grossman vs. LA-Monroe, 2001 (23-34, 3)
- 329—John Brantley vs. Furman, 2011 (16-28, 4)
- 329—John Reaves vs. Miss. St., 1969 (24-33)
- 327—Jesse Palmer vs. Ball State, 2000 (21-46, 3)
- 324—Rex Grossman vs. Tennessee, 2002 (20-34, 3)
- 323—Rex Grossman vs. Michigan, 2003 (21-41, 2)
- 322—Chris Leak vs. Arkansas, 2004 (23-38, 3)
- 322—Shane Matthews vs. Miss. St., 1991 (22-35, 2)
- 320—Chris Leak vs. Wyoming, 2005 (26-34, 3)
- 319—Chris Leak vs. Kentucky, 2005 (25-32, 4)
- 319—Chris Leak vs. S. Carolina, 2004 (18-31, 6)
- 319—Tim Tebow vs. Mississippi, 2008 (24-38, 1)
- 319—David Bowden vs. N. Carolina, 1972 (16-37)
- 317—Shane Matthews vs. Louisville, 1992 (32-46, 3)
- 317—Shane Matthews vs. So. Miss, 1992 (22-39, 1)
- 316—Chris Leak vs. Middle Tenn., 2004 (17-22, 3)
- 310—Doug Johnson vs. Auburn, 1999 (24-43, 1)

- 310—Doug Johnson vs. Central Mich., 1997 (18-27, 7)
- 309—Doug Johnson vs. Alabama, 1999 (22-31, 4)
- 309—Eric Kresser vs. Southern Miss, 1994 (14-21, 3)
- 307—Chris Leak vs. Vandy, 2004 (22-29, 2)
- 307—John Reaves vs. Maryland, 1971 (23-34)
- 306—Rex Grossman vs. Vandy, 2001 (17-29, 3)
- 306—Danny Wuerffel vs. Florida St., 1997 (18-34, 3)
- 304—Tim Tebow vs. S. Carolina, 2007 (22-32, 2)
- 304—Danny Wuerffel vs. S. Carolina, 1995 (19-24, 5)
- 304—Danny Wuerffel vs. Florida St., 1994 (21-36, 3)
- 303—Rex Grossman vs. Florida St., 2002 (24-47, 1)
- 303—Terry Dean vs. Tennessee, 1994 (18-26, 2)
- 303—Shane Matthews vs. Georgia, 1991 (22-32, 4)
- 303—Shane Matthews vs. Kentucky, 1990 (20-37, 4)
- 302—Rex Grossman vs. S. Carolina, 2001 (21-33, 3)
- 302—Rex Grossman vs. Kentucky, 2001 (22-36, 4)
- 302—Kerwin Bell vs. Miss. St., 1985 (15-25, 3)
- 301—Jesse Palmer vs. Citadel, 1998 (18-28, 4)
- 301—Shane Matthews vs. Georgia, 1992 (28-45, 2)
- 300—Tim Tebow vs. W. Kentucky, 2007 (13-17, 3)

MOST CAREER 300-YARD GAMES

| | |
|----------------|----|
| Rex Grossman | 17 |
| Shane Matthews | 15 |
| Danny Wuerffel | 14 |
| Doug Johnson | 7 |
| Chris Leak | 7 |
| John Reaves | 6 |
| Tim Tebow | 5 |

| | |
|---------------|---|
| Kerwin Bell | 3 |
| Terry Dean | 2 |
| Jesse Palmer | 2 |
| Eric Kresser | 2 |
| Wayne Peace | 1 |
| John Brantley | 1 |
| David Bowden | 1 |

RECEIVING RECORDS

RECEPTIONS

Career

185—Andre Caldwell, 2003-07
 172—Carlos Alvarez, 1969-71
 162—Willie Jackson, 1990-93
 153—Errict Rhett, 1990-93
 151—Dallas Baker, 2003-06
 149—Chris Doering, 1992-95
 143—Jack Jackson, 1992-94
 141—Reche Caldwell, 1999-2001
 138—Jabar Gaffney, 2000-01
 133—Percy Harvin, 2006-08
 133—Taylor Jacobs, 1999-2002

Season

88—Chad Jackson, 2005
 88—Carlos Alvarez, 1969
 72—Reidel Anthony, 1996
 71—Taylor Jacobs, 2002
 71—Jabar Gaffney, 2000
 70—Travis McGriff, 1998
 70—Chris Doering, 1995
 68—Aaron Hernandez, 2009
 67—Jabar Gaffney, 2001
 67—Darrell Jackson, 1999
By a Senior: 71—Taylor Jacobs, 2002
By a Junior: 88—Chad Jackson, 2005
By a Sophomore: 88—Carlos Alvarez, 1969
By a Freshman: 71—Jabar Gaffney, 2000

Game

15—Carlos Alvarez vs. Miami, 1969
 13—Percy Harvin vs. Ole Miss, 2008
 13—Andre Caldwell vs. Florida Atlantic, 2007
 13—Travis McGriff vs. South Carolina, 1998
 12—seven times, most recent: Carlos Perez vs. Georgia, 2002
 11—nine times, most recent: Andre Caldwell vs. South Carolina, 2007
 10—10 times, most recent: Dallas Baker, vs. Iowa, 2006
By a Senior: 13—Andre Caldwell vs. Florida Atlantic, 2007
By a Junior: 13—Percy Harvin vs. Ole Miss, 2008
By a Sophomore: 15—Carlos Alvarez vs. Miami, 1969
By a Freshman: 8—Jabar Gaffney vs. Mississippi St., LSU, 2000 and Reidel Anthony vs. Alabama, 1994

YARDS

Career

2,563—Carlos Alvarez, 1969-71
 2,375—Jabar Gaffney, 2000-01
 2,349—Andre Caldwell, 2003-07
 2,274—Reidel Anthony, 1994-96
 2,266—Jack Jackson, 1992-94
 2,236—Dallas Baker, 2003-06
 2,214—Ike Hilliard, 1994-96
 2,181—Jacquez Green, 1995-97
 2,172—Willie Jackson, 1990-1993
 2,107—Chris Doering, 1992-95

Season

*1,357—Travis McGriff, 1998
 1,329—Carlos Alvarez, 1969
 1,293—Reidel Anthony, 1996
 1,191—Jabar Gaffney, 2001
 1,184—Jabar Gaffney, 2000
 1,156—Darrell Jackson, 1999
 1,088—Taylor Jacobs, 2002
 1,059—Reche Caldwell, 2001
 1,045—Chris Doering, 1995
 1,024—Jacquez Green, 1997
By a Senior: 1,357—Travis McGriff, 1998
By a Junior: 1,293—Reidel Anthony, 1996
By a Sophomore: 1,329—Carlos Alvarez, 1969
By a Freshman: 1,184—Jabar Gaffney, 2000
 *SEC Record

Game

246—Taylor Jacobs vs. UAB, 2002
 237—Carlos Alvarez vs. Miami, 1969
 222—Travis McGriff vs. South Carolina, 1998
 213—Travis McGriff vs. Alabama, 1998
 199—Chris Doering vs. Mississippi St., 1993
 193—Reidel Anthony vs. Florida St., 1996
 192—Ike Hilliard vs. Florida St., 1995
 189—Reidel Anthony vs. Arkansas, 1996
 187—Wes Chandler vs. North Carolina, 1976
 186—Percy Harvin vs. Ole Miss, 2008
By a Senior: 246—Taylor Jacobs vs. UAB, 2002
By a Junior: 193—Reidel Anthony vs. Florida St., 1996
By a Sophomore: 237—Carlos Alvarez vs. Miami, 1969
By a Freshman: 168—Jabar Gaffney vs. South Carolina, 2000

TOUCHDOWNS

Career

31—Chris Doering, 1992-95
 29—Ike Hilliard, 1994-96
 29—Jack Jackson, 1992-94
 27—Jabar Gaffney, 2000-01
 26—Reidel Anthony, 1994-96
 24—Willie Jackson, 1990-93
 23—Jacquez Green, 1995-97
 22—Wes Chandler, 1974-77
 21—Dallas Baker, 2003-06
 19—Carlos Alvarez, 1969-71
 19—Harrison Houston, 1990-93

Season

18—Reidel Anthony, 1996
 17—Chris Doering, 1995
 15—Ike Hilliard, 1995
 15—Jack Jackson, 1994
 14—Jabar Gaffney, 2000
 13—Jabar Gaffney, 2001
 12—Carlos Alvarez, 1969
 11—Jack Jackson, 1993
 10—seven times, most recent: Dallas Baker, 2006
By a Senior: 17—Chris Doering, 1995
By a Junior: 18—Reidel Anthony, 1996
By a Sophomore: 15—Ike Hilliard, 1995
By a Freshman: 14—Jabar Gaffney, 2000**
 **NCAA Record

Game

4—Ike Hilliard vs. Tennessee, 1995
 4—Jack Jackson vs. New Mexico State, 1994
 3—23 times, most recent: Riley Cooper vs. Western Carolina, 2006

AVERAGE YARDS PER CATCH

Career

(Min. 75)
 21.3—Wes Chandler, 1974-77 (92 for 1,963)
 (Min. 100)
 19.3—Jacquez Green, 1995-97 (113 for 2,181)
 18.0—Reidel Anthony, 1994-96 (126 for 2,274)
 17.8—Ricky Nattiel, 1983-86 (117 for 2,086)
 17.8—Harrison Houston, 1990-93 (100 for 1,781)

Season

(Min. 20)
 24.4—Frankie Neal, 1985 (20 for 487)
 (Min. 25)
 22.0—Wes Chandler, 1976 (44 for 967)
 (Min. 50)
 19.4—Travis McGriff, 1998 (70 for 1,357)
 18.8—Riley Cooper, 2009 (51 for 961)
 18.6—Jack Jackson, 1993 (51 for 949)
 18.0—Reidel Anthony, 1996 (72 for 1,293)
 (Min. 75)
 15.1—Carlos Alvarez, 1969 (88 for 1,329)

Game

(Min. 5)
 32.8—Jabar Gaffney vs. LSU, 2001 (5 for 164)
 32.2—Ricky Nattiel vs. Florida St., 1985 (5 for 161)
 (Min. 8)
 30.8—Taylor Jacobs vs. UAB, 2002 (8 for 246)
 (Min. 10)
 18.3—Tyrone Young vs. Georgia, 1980 (10 for 183)
 (Min. 15)
 15.9—Carlos Alvarez vs. Miami, 1969 (15 for 238)

100-YARD GAMES

Career

14—Jabar Gaffney, 2000-01 (6 in 2000, 8 in 2001)
 13—Carlos Alvarez, 1969-71 (8 in 1969, 2 in 1970, 3 in 1971)
 8—Travis McGriff, 1995-98 (8 in 1998)
 8—Ike Hilliard, 1994-96 (4 in 1995, 4 in 1996)
 8—Willie Jackson, 1990-93 (2 in 1991, 3 in 1992, 3 in 1993)
 7—Reche Caldwell, 1999-2001 (1 in 2000, 6 in 2001)
 7—Darrell Jackson, 1997-99 (7 in 1999)
 7—Jacquez Green, 1995-97 (2 in 1995, 1 in 1996, 4 in 1997)
 7—Reidel Anthony, 1994-96 (2 in 1994, 5 in 1996)
 6—five times, most recent: Percy Harvin, 2006-08 (4 in 2007, 2 in 2008)

Season

8—Jabar Gaffney, 2001
 8—Travis McGriff, 1998
 8—Carlos Alvarez, 1969
 7—Darrell Jackson, 1999
 6—Reche Caldwell, 2001
 6—Jabar Gaffney, 2000
 5—Reidel Anthony, 1996
 5—Richard Trapp, 1966

4—seven times, most recent: Andre Caldwell and Percy Harvin, 2007

Consecutive 100-Yard Games

6—Jabar Gaffney, 2000 vs. MSU, LSU, Auburn, Georgia, Vanderbilt, South Carolina
 6—Darrell Jackson, 1999 vs. Tennessee, Kentucky, Alabama, LSU, Auburn, Georgia
 6—Carlos Alvarez, 1969 vs. Houston, MSU, Florida St., Tulane, North Carolina, Vanderbilt

MISCELLANEOUS STATS

Consecutive Games with a Reception

25—Carlos Alvarez, 1969-71

Consecutive Games with a TD Catch

11—Reidel Anthony, 1996
 10—Reche Caldwell, 2000-01
 8—Jabar Gaffney, 2000
 7—Chris Doering, 1995

MOST RECEIVING YARDS BY A RUNNING BACK

Career

1,230—Errict Rhett, 1990-93
 1,091—Robert Gillespie, 1998-2001

Game

107—Neal Anderson vs. SW Louisiana, 1985
 106—Tommy Durrance vs. Miami, 1969

MOST CATCHES BY A RUNNING BACK

Career

153—Errict Rhett, 1990-93
 96—Robert Gillespie, 1998-2001
 92—John L. Williams, 1982-85

Season

55—Errict Rhett, 1992
 44—John L. Williams, 1985

Game

12—John L. Williams vs. Georgia, 1985

MOST CATCHES BY A TIGHT END

Career

111—Aaron Hernandez, 2007-09
 82—Kirk Kirkpatrick, 1987-90

Season

68—Aaron Hernandez, 2009
 55—Kirk Kirkpatrick, 1990

Game

9—Bill Dowdy vs. Auburn, 1969
 9—Chris Faulkner vs. Georgia Tech, 1982
 9—Aaron Hernandez vs. Cincinnati, 2009

100-YARD RECEIVING GAMES

246—Taylor Jacobs vs. UAB, 2002 (8)
 237—Carlos Alvarez vs. Miami, 1969 (15)
 222—Travis McGriff vs. South Carolina, 1998 (13)
 213—Travis McGriff vs. Alabama, 1998 (9)
 199—Chris Doering vs. Mississippi St., 1993 (12)
 193—Reidel Anthony vs. Florida St., 1996 (11)
 192—Ike Hilliard vs. Florida St., 1995 (6)
 189—Reidel Anthony vs. Arkansas, 1996 (9)
 186—Percy Harvin vs. Ole Miss, 2008 (13)
 187—Wes Chandler vs. North Carolina, 1976 (8)
 185—Jacquez Green vs. Tennessee, 1997 (8)
 183—Taylor Jacobs vs. Kentucky, 2002 (12)
 183—Tyron Young vs. Georgia, 1980 (10)
 182—Carlos Alvarez vs. Houston, 1969 (6)
 181—Riley Cooper vs. Cincinnati (Bowl), 2009 (4)
 180—Carlos Alvarez vs. Mississippi St., 1969 (12)
 176—Travis McGriff vs. Tennessee, 1998 (9)
 171—Reidel Anthony vs. Alabama, 1996 (11)
 171—Richard Trapp vs. Georgia, 1967 (9)
 169—Chris Doering vs. Vanderbilt, 1995 (11)
 168—Jabar Gaffney vs. South Carolina, 2000 (7)
 167—Jack Jackson vs. South Carolina, 1993 (6)
 166—Cris Collinsworth vs. Mississippi St., 1978 (5)
 166—Broughton Williams vs. North Carolina, 1946
 164—Andre Caldwell vs. Florida Atlantic, 2007 (13)
 164—Jabar Gaffney vs. LSU, 2001 (5)
 164—Lee McGriff vs. Mississippi St., 1973 (7)
 163—Wes Chandler vs. Auburn, 1976 (5)
 161—Darrell Jackson vs. Tennessee, 1999 (10)
 161—Ricky Nattiel vs. Florida St., 1985 (5)
 161—Wes Chandler vs. SMU, 1975 (6)
 159—Jabar Gaffney vs. Mississippi St., 2001 (9)
 157—Travis McGriff vs. Vanderbilt, 1998 (8)
 157—Willie Jackson vs. Auburn, 1991 (12)
 156—Ike Hilliard vs. Auburn, 1996 (6)
 155—Jacquez Green vs. Vanderbilt, 1995 (5)
 155—Tony Stephens vs. SMU, 1978 (5)
 153—Jack Jackson vs. SW Louisiana, 1993 (8)
 151—**ANDRE DEBOSE** vs. Furman, 2011 (3)
 150—Richard Trapp vs. Miami, 1966 (11)
 149—Reidel Anthony vs. Southern Miss, 1994 (3)
 148—Andre Caldwell vs. South Carolina, 2007 (11)
 148—Dallas Baker vs. Kentucky, 2006 (7)
 148—Richard Trapp vs. Auburn, 1967 (12)
 147—Dallas Baker vs. Iowa, 2005 (10)
 146—Wes Chandler vs. LSU, 1977 (3)
 146—Carlos Alvarez vs. Tulane, 1969 (11)
 145—Nafis Karim vs. Kentucky, 1998 (6)
 145—Jacquez Green vs. Florida St., 1997 (7)
 145—Ike Hilliard vs. LSU, 1996 (8)
 143—Jabar Gaffney vs. Georgia, 2001 (9)

143—Wes Chandler vs. Miami, 1976 (9)
 141—Taylor Jacobs vs. Tennessee, 2002 (9)
 141—Darrell Jackson vs. Georgia, 1999 (6)
 140—Willie Jackson vs. Florida St., 1993 (7)
 139—Jacquez Green vs. Kentucky, 1997 (10)
 138—Jemalle Cornelius vs. Kentucky, 2005 (8)
 138—Chad Jackson vs. Wyoming, 2005 (10)
 138—Jabar Gaffney vs. Georgia, 2000 (8)
 137—Jacquez Green vs. Northern Illinois, 1995 (3)
 137—Charles Casey vs. N.C. St., 1965 (10)
 136—Ernie Mills vs. Kentucky, 1990 (8)
 135—Dallas Baker vs. Vanderbilt, 2006 (7)
 135—Jabar Gaffney vs. Mississippi St., 2000 (8)
 135—Carlos Alvarez vs. Georgia, 1970 (5)
 134—Carlos Alvarez vs. Maryland, 1971 (10)
 134—Carlos Alvarez vs. Florida St., 1969 (7)
 132—Kelvin Kight vs. Florida St., 2002 (6)
 132—Nafis Karim vs. Vanderbilt, 1998 (5)
 131—Willie Jackson vs. West Virginia, 1993 (9)
 129—Charles Casey vs. Florida St., 1964 (9)
 128—Reche Caldwell vs. Auburn, 2001 (9)
 128—Jabar Gaffney vs. LSU, 2000 (8)
 128—Charles Casey vs. Auburn, 1965 (9)
 128—Charles Casey vs. Ole Miss, 1964 (7)
 127—Willie Jackson vs. Northern Illinois, 1991 (6)
 127—Darrell Jackson vs. Auburn, 1999 (8)
 127—Darrell Jackson vs. Alabama, 1999 (6)
 126—Reidel Anthony vs. Kentucky, 1996 (5)
 126—Ernie Mills vs. Florida St., 1990 (7)
 125—Travis McGriff vs. LSU, 1998 (5)
 125—Ike Hilliard vs. Arkansas, 1995 (7)
 125—Chris Doering vs. Houston, 1995 (6)
 124—Andre Caldwell vs. Florida St., 2006 (8)
 124—Travis McGriff vs. Kentucky, 1998 (4)
 124—Chris Doering vs. Florida St., 1995 (7)
 123—Dallas Baker vs. Southern Miss, 2006 (9)
 123—Dallas Baker vs. Mississippi St. 2005 (7)
 123—Tre Everett vs. Oklahoma St., 1990 (5)
 123—Dwayne Dixon vs. Auburn, 1983 (9)
 122—Riley Cooper vs. Western Kentucky, 2007 (4)
 122—Kirk Kirkpatrick vs. Akron, 1990 (5)
 122—Carlos Alvarez vs. North Carolina, 1969 (4)
 121—Percy Harvin vs. Ole Miss, 2007 (11)
 121—Ben Troupe vs. Florida St., 2003 (4)
 121—Tyron Young vs. West Texas St., 1982 (6)
 120—Aaron Hernandez vs. Vanderbilt, 2009 (7)
 120—Percy Harvin vs. Tennessee, 2007 (4)
 120—Reche Caldwell vs. LSU, 2001 (6)
 120—Jacquez Green vs. Vanderbilt, 1997 (5)
 120—Jack Jackson vs. Ole Miss, 1994 (6)
 120—Dwayne Dixon vs. Mississippi St., 1983 (9)

119—Percy Harvin vs. Auburn, 2007 (7)
 119—Dallas Baker vs. Alabama 2005 (6)
 119—Harrison Houston vs. Kentucky, 1992 (7)
 118—Ernie Mills vs. Mississippi St., 1990 (4)
 118—Lee McGriff vs. Ole Miss, 1973 (6)
 118—Richard Trapp vs. Vanderbilt, 1967 (8)
 117—Reche Caldwell vs. Vanderbilt, 2001 (4)
 117—Ike Hilliard vs. SW Louisiana, 1996 (7)
 117—Lee McGriff vs. Georgia, 1974 (6)
 117—Carlos Alvarez vs. Kentucky, 1971 (5)
 116—Travis McGriff vs. NE Louisiana, 1998 (6)
 115—Kelvin Kight vs. Georgia, 2002 (9)
 115—Reche Caldwell vs. Tennessee, 2001 (8)
 115—Aubrey Hill vs. Florida St., 1994 (5)
 115—Carlos Alvarez vs. Richmond, 1970 (8)
 114—Willie Jackson vs. Alabama, 1993 (9)
 114—Cris Collinsworth vs. Miami, 1980 (8)
 114—Richard Trapp vs. Tulane, 1966 (6)
 112—Ike Hilliard vs. Tennessee, 1995 (9)
 112—Harrison Houston vs. SW Louisiana, 1993 (4)
 112—Tre Everett vs. Miss. St., 1991 (4)
 112—Kirk Kirkpatrick vs. Georgia, 1990 (8)
 112—Cris Collinsworth vs. Auburn, 1980 (6)
 112—Cris Collinsworth vs. Army, 1978 (6)
 112—Joe Parker vs. Kentucky, 1972 (7)
 112—Carlos Alvarez vs. Vanderbilt, 1969 (11)
 111—Aaron Hernandez vs. Cincy (Bowl), 2009 (9)
 111—Darrell Jackson vs. LSU, 1999 (4)
 111—Harrison Houston vs. Florida St., 1993 (6)
 111—Jack Harper vs. Florida St., 1965 (4)
 110—Percy Harvin vs. Vanderbilt, 2007 (9)
 110—Taylor Jacobs vs. Auburn, 2002 (11)
 110—Jabar Gaffney vs. South Carolina, 2001 (6)
 110—Jabar Gaffney vs. Auburn, 2001 (4)
 110—Nafis Karim vs. The Citadel, 1998 (6)
 110—Frankie Neal vs. Kentucky, 1985 (6)
 110—Richard Trapp vs. LSU, 1966 (8)
 109—Willie Jackson vs. Georgia, 1992 (7)
 109—Stacey Simmons vs. Indiana St., 1988 (3)
 109—Frankie Neal vs. Florida St., 1985 (2)
 109—Tyron Young vs. Florida St., 1980 (5)
 108—Riley Cooper vs. South Carolina, 2009 (3)
 108—Percy Harvin vs. LSU, 2008 (6)
 108—Ike Hilliard vs. Arkansas, 1996 (5)
 108—Jack Jackson vs. Auburn, 1993 (3)
 108—Willie Jackson vs. Arkansas St., 1993 (7)
 108—Tre Everett vs. Kentucky, 1991 (3)
 108—Ricky Nattiel vs. LSU, 1986 (5)
 108—Tyron Young vs. Kentucky, 1980 (6)
 108—Wes Chandler vs. Houston, 1976 (2)
 107—Neal Anderson vs. SW Louisiana, 1985 (3)

107—Charles Casey vs. Florida St., 1965 (7)
 106—Ben Troupe vs. Tennessee, 2003 (5)
 106—Travis Taylor vs. South Carolina, 1998 (5)
 106—Jacquez Green vs. Alabama 1996(3)
 106—Ricky Nattiel vs. Cincinnati, 1984 (4)
 106—Tony Lomack vs. Louisiana Tech, 1979 (2)
 106—Tommy Durrance vs. Miami, 1971 (9)
 105—Riley Cooper vs. Charleston So., 2009 (2)
 105—Cornelius Ingram vs. Troy, 2007 (7)
 105—Chad Jackson vs. Kentucky, 2005 (9)
 105—Chad Jackson vs. Louisiana Tech, 2005 (5)
 105—Taylor Jacobs vs. Vanderbilt, 2001 (6)
 105—Reche Caldwell vs. Kentucky, 2001 (5)
 105—Travis Taylor vs. Western Michigan, 1999 (7)
 105—Reidel Anthony vs. Alabama, 1994 (8)
 105—Jack Jackson vs. Auburn, 1994 (5)
 105—Terry Ash vs. Auburn, 1970 (5)
 105—Willie Jackson, Sr., vs. Mississippi St., 1970 (4)
 105—Carlos Alvarez vs. Kentucky, 1969 (10)
 104—Chris Rainey vs. Tennessee, 2011 (2)
 104—Darrell Jackson vs. Florida St., 1999 (7)
 104—Cris Collinsworth vs. Miami, 1979 (4)
 103—Andre Caldwell vs. Vanderbilt, 2007 (9)
 103—Andre Caldwell vs. W. Kentucky, 2007 (3)
 103—Chad Jackson vs. Middle Tenn. St., 2004 (8)
 103—Darrell Jackson vs. Kentucky, 1999 (6)
 103—Ike Hilliard vs. LSU, 1995 (6)
 103—John L. Williams vs. Georgia, 1985 (12)
 103—Perry McGriff vs. Miami, 1959 (5)
 102—Carlos Perez vs. Kentucky, 2003 (5)
 102—Jabar Gaffney vs. UL-Monroe, 2001 (8)
 102—Jabar Gaffney vs. Marshall, 2001 (5)
 102—Reche Caldwell vs. Vanderbilt, 2000 (5)
 102—Willie Jackson vs. Southern Miss, 1992 (4)
 102—Charles Casey vs. South Carolina, 1964 (7)
 101—Jabar Gaffney vs. Tennessee, 2001 (7)
 101—Reche Caldwell vs. Mississippi St., 2001 (5)
 101—Jabar Gaffney vs. Vanderbilt, 2000 (7)
 101—Jabar Gaffney vs. Auburn, 2000 (4)
 101—Tyron Young vs. Furman, 1981 (7)
 101—James Yancey vs. Tennessee, 1970 (5)
 101—Richard Trapp vs. Florida St., 1966 (8)
 100—Deonte Thompson vs. App. St., 2010 (6)
 100—Jabar Gaffney vs. Tennessee, 2001 (7)
 100—Travis McGriff vs. Florida St., 1998 (4)
 100—Reidel Anthony vs. LSU, 1996 (7)
 100—Harrison Houston vs. LSU, 1993 (5)
 100—Willie Jackson vs. Alabama, 1992 (9)
 100—Lee McGriff vs. LSU, 1974 (3)
 100—Lee McGriff vs. Southern Miss, 1973 (6)
 100—Richard Trapp vs. Auburn, 1966 (9)

MOST CAREER 100-YARD GAMES

| | |
|--------------------|----|
| Jabar Gaffney | 15 |
| Carlos Alvarez | 12 |
| Willie Jackson Jr. | 9 |
| Ike Hilliard | 8 |
| Travis McGriff | 8 |
| Richard Trapp | 8 |
| Reidel Anthony | 7 |
| Reche Caldwell | 7 |
| Jacquez Green | 7 |
| Darrell Jackson | 7 |
| Dallas Baker | 6 |
| Charles Casey | 6 |
| Wes Chandler | 6 |
| Percy Harvin | 6 |

| | |
|-------------------|---|
| Andre Caldwell | 5 |
| Cris Collinsworth | 5 |
| Jack Jackson | 5 |
| Taylor Jacobs | 5 |
| Lee McGriff | 5 |
| Tyron Young | 5 |
| Riley Cooper | 4 |
| Chris Doering | 4 |
| Harrison Houston | 4 |
| Chad Jackson | 4 |
| Tre Everett | 3 |
| Nafis Karim | 3 |
| Ernie Mills | 3 |
| Ricky Nattiel | 3 |

| | |
|---------------------|---|
| Dwayne Dixon | 2 |
| Aaron Hernandez | 2 |
| Kelvin Kight | 2 |
| Kirk Kirkpatrick | 2 |
| Frankie Neal | 2 |
| Travis Taylor | 2 |
| Ben Troupe | 2 |
| Neal Anderson | 1 |
| Terry Ash | 1 |
| Jemalle Cornelius | 1 |
| ANDRE DEBOSE | 1 |
| Tommy Durrance | 1 |
| Jack Harper | 1 |
| Aubrey Hill | 1 |

| | |
|--------------------|---|
| Cornelius Ingram | 1 |
| Willie Jackson Sr. | 1 |
| Tony Lomack | 1 |
| Perry McGriff | 1 |
| Joe Parker | 1 |
| Carlos Perez | 1 |
| Chris Rainey | 1 |
| Stacey Simmons | 1 |
| Tony Stephens | 1 |
| Deonte Thompson | 1 |
| Broughton Williams | 1 |
| John L. Williams | 1 |
| James Yancey | 1 |

SAME GAME 100-YARD RECEIVING PERFORMANCES

| Year | Opponent | Player 1 | Player 2 |
|------|------------------|----------------------|-------------------------|
| 2007 | Vanderbilt | Percy Harvin (110) | Andre Caldwell (103) |
| 2007 | Western Kentucky | Riley Cooper (122) | Andre Caldwell (103) |
| 2005 | Kentucky | Chad Jackson (105) | Jemalle Cornelius (138) |
| 2001 | Tennessee | Reche Caldwell (115) | Jabar Gaffney (101) |
| 2001 | Vanderbilt | Reche Caldwell (117) | Taylor Jacobs (105) |
| 2001 | Auburn | Reche Caldwell (128) | Jabar Gaffney (110) |
| 2001 | LSU | Jabar Gaffney (164) | Reche Caldwell (120) |
| 2001 | Mississippi St. | Jabar Gaffney (159) | Reche Caldwell (101) |
| 2000 | Vanderbilt | Reche Caldwell (102) | Jabar Gaffney (101) |
| 1998 | South Carolina | Travis McGriff (222) | Travis Taylor (106) |
| 1998 | Vanderbilt | Travis McGriff (157) | Nafis Karim (132) |
| 1998 | Kentucky | Nafis Karim (145) | Travis McGriff (124) |
| 1996 | Alabama (SEC CG) | Reidel Anthony (171) | Jacquez Green (106) |
| 1996 | LSU | Ike Hilliard (145) | Reidel Anthony (100) |
| 1996 | Arkansas | Reidel Anthony (189) | Ike Hilliard (108) |
| 1995 | Florida St. | Ike Hilliard (192) | Chris Doering (124) |
| 1995 | Vanderbilt | Chris Doering (169) | Jacquez Green (155) |
| 1993 | Florida St. | Willie Jackson (140) | Harrison Houston (111) |
| 1993 | SW Louisiana | Jack Jackson (153) | Harrison Houston (112) |
| 1985 | Florida St. | Ricky Nattiel (161) | Frankie Neal (109) |
| 1965 | Florida St. | Jack Harper (111) | Charles Casey (107) |

TOUCHDOWN/RECEPTION RATIO

(Min. 15 career TD receptions)

| | Rec. | TDs | Ratio |
|----------------------------|------|-----|-------|
| Wes Chandler (1974-77) | 92 | 22 | 4.18 |
| Ike Hilliard (1994-96) | 126 | 29 | 4.34 |
| Riley Cooper (2006-09) | 81 | 18 | 4.50 |
| Aubrey Hill (1991-94) | 86 | 18 | 4.78 |
| Chris Doering (1992-95) | 149 | 31 | 4.81 |
| Reidel Anthony (1994-96) | 126 | 26 | 4.85 |
| Jacquez Green (1995-97) | 113 | 23 | 4.91 |
| Jack Jackson (1992-94) | 143 | 29 | 4.93 |
| Jabar Gaffney (2000-01) | 138 | 27 | 5.11 |
| Harrison Houston (1990-93) | 101 | 19 | 5.32 |

TOTAL OFFENSE RECORDS

PLAYS

Career (Passes-Rushes-Games)

1,687—Tim Tebow, 2006-09 (995-692-55)
 1,636—Chris Leak, 2003-06 (1,324-320-51)
 1,397—Shane Matthews, 1989-92 (1,202-195-34)
 1,355—Danny Wuerffel, 1993-96 (1,170-185-46)
 1,239—Wayne Peace, 1980-83 (991-248-43)
 1,238—John Reaves, 1969-71 (1,128-110-32)
 1,229—Rex Grossman, 2000-02 (1,110-119-35)
 1,119—Kerwin Bell, 1984-87 (949-170-42)
 1,007—Doug Johnson, 1996-99 (907-100-37)
 995—Steve Spurrier, 1964-66 (692-303-30)

Season (Passes-Rushes-Games)

561—Rex Grossman, 2002 (503-58-13)
 560—Tim Tebow, 2007 (350-210-13)
 536—Shane Matthews, 1992 (463-73-12)
 531—Tim Tebow, 2009 (314-217-14)
 479—Chris Leak, 2005 (374-105-12)
 474—Tim Tebow, 2008 (298-176-14)
 460—Chris Leak, 2004 (399-61-12)
 450—Shane Matthews, 1990 (378-72-11)
 429—Rex Grossman, 2001 (395-34-11)
 428—John Reaves, 1969 (396-32-10)

Game (Passes-Rushes)

68—John Reaves, vs. Auburn, 1969 (66-2)
 66—Shane Matthews, vs. Florida St., 1990 (48-18)
 63—Doug Johnson, vs. LSU, 1997 (57-6)
 62—Larry Ochab, vs. Florida St., 1979 (54-8)
 58—Tim Tebow vs. South Carolina, 2007 (32-26)
 58—Tim Tebow vs. Ole Miss, 2007 (34-24)
 58—Rex Grossman vs. Tennessee, 2001 (51-7)
 58—Shane Matthews, vs. Georgia, 1992 (45-13)
 57—Steve Spurrier, vs. Auburn, 1965 (45-12)
 57—John Reaves, vs. Tennessee, 1970 (52-5)

YARDS

Career (Passing-Rushing)

12,232—Tim Tebow, 2006-09 (9,285-2,947)
 11,350—Chris Leak, 2003-06 (11,213-137)
 10,500—Danny Wuerffel, 1993-96 (10,875-(-)375)
 9,241—Shane Matthews, 1989-92 (9,287-(-)46)

9,031—Rex Grossman, 2000-02 (9,164-(-)133)
 7,283—John Reaves, 1969-71 (7,549-(-)266)
 7,032—Kerwin Bell, 1984-87 (7,585-(-)553)
 6,946—Wayne Peace, 1980-83 (7,206-(-)260)
 6,765—Doug Johnson, 1996-99 (7,114-(-)349)
 5,290—Steve Spurrier, 1964-66 (4,848-442)

Season (Passing-Rushing)

4,181—Tim Tebow, 2007 (3,286-895)
 3,904—Rex Grossman, 2001 (3,896-8)
 3,805—Tim Tebow, 2009 (2,895-910)
 3,525—Danny Wuerffel, 1996 (3,625-(-)100)
 3,419—Tim Tebow, 2008 (2,746-673)
 3,337—Rex Grossman, 2002 (3,402-(-)65)
 3,276—Chris Leak, 2004 (3,197-79)
 3,176—Shane Matthews, 1992 (3,205-(-)29)
 3,140—Shane Matthews, 1991 (3,130-10)
 3,125—Danny Wuerffel, 1995 (3,266-(-)141)
By a Senior: 3,805—Tim Tebow, 2009 (2,895-910)
By a Junior: 3,419—Tim Tebow, 2008 (2,746-673)
By a Sophomore: 4,181—Tim Tebow, 2007 (3,286-895)

By a Freshman: 2,382—Chris Leak, 2003 (2,435-(-)53)
By a Running Back: 1,599—Emmitt Smith, 1989 (1,599 run, 0 pass)

Game (Passing-Rushing)

533—Tim Tebow vs. Cincinnati, 2009 (482-51)
 466—Danny Wuerffel vs. Arkansas, 1996 (462-4)
 463—Rex Grossman vs. LSU, 2001 (464-(-)1)
 460—Eric Kresser vs. N. Illinois, 1995 (458-2)
 442—Doug Johnson vs. Vanderbilt, 1998 (460-(-)18)
 428—Danny Wuerffel vs. Miss. St., 1993 (449-(-)21)
 427—Tim Tebow vs. Ole Miss (261-166)
 424—Tim Tebow vs. South Carolina (304-120)
 418—Terry Dean vs. SW Louisiana, 1993 (448-(-)30)
 416—Rex Grossman vs. Georgia, 2001 (407-9)
By a Senior: 533—Tim Tebow vs. Cincinnati, 2009 (482 pass, 51 run)
By a Junior: 460—Eric Kresser vs. Northern Illinois, 1995 (458 pass, 2 run)
By a Sophomore: 463—Rex Grossman, vs. LSU, 2001 (464 pass, -1 run)

By a Freshman: 428—Danny Wuerffel, vs. Mississippi St., 1993 (449 pass, -21 run)
By a Running Back: 316—Emmitt Smith, vs. New Mexico State, 1989 (316 run, 0 pass)

TOUCHDOWNS RESPONSIBLE FOR

Career (Passing-Rushing-Receiving)

145—Tim Tebow, 2006-09 (88-57-0)
 122—Danny Wuerffel, 1993-96 (114-8-0)
 101—Chris Leak, 2003-06 (88-13-0)
 83—Rex Grossman, 2000-02 (77-6-0)
 82—Shane Matthews, 1989-92 (74-7-1)
 65—Doug Johnson, 1996-99 (62-2-1)
 60—Kerwin Bell, 1984-87 (56-4-0)
 59—John Reaves, 1969-71 (54-5-0)

Season (Passing-Rushing-Receiving)

55—Tim Tebow, 2007 (32-23-0)
 42—Tim Tebow, 2008 (30-12-0)
 41—Danny Wuerffel, 1996 (39-2-0)
 39—Rex Grossman, 2001 (34-5-0)
 37—Danny Wuerffel, 1995 (35-2-0)
 35—Tim Tebow, 2009 (21-14-0)
 31—Chris Leak, 2004 (29-2-0)
 30—Shane Matthews, 1991 (28-1-1)
 27—Shane Matthews, 1990 (23-4-0)
 26—Chris Leak, 2005 (20-6-0)
 26—Chris Leak, 2006 (23-2-0)

Game (Passing-Rushing-Receiving)

7—Tim Tebow vs. South Carolina, 2007 (2-5-0)
 7—Doug Johnson vs. Central Mich., 1997 (7-0-0)
 7—Danny Wuerffel vs. Tennessee, 1995 (6-1-0)
 7—Terry Dean vs. New Mexico State, 1994 (7-0-0)
 6—Chris Leak vs. South Carolina, 2004 (6-0-0)
 6—Danny Wuerffel vs. Alabama, 1996 (6-0-0)
 6—Eric Kresser vs. Northern Illinois, 1995 (6-0-0)
 6—Terry Dean vs. SW Louisiana, 1993 (6-0-0)
 6—Trey Burton vs. Kentucky, 2010 (1-5-0)
 5—16 times, most recent: Tim Tebow vs. Florida St., 2009 (3-2-0)

YARDS GAINED PER GAME

Career

264.0—Shane Matthews, 1989-92
 258.0—Rex Grossman, 2000-02
 228.3—Danny Wuerffel, 1993-96
 227.6—John Reaves, 1969-71
 222.5—Chris Leak, 2003-06
 222.4—Tim Tebow, 2006-09
 183.6—Doug Johnson, 1996-99
 176.3—Steve Spurrier, 1964-66
 167.4—Danny Wuerffel, 1993-96
 167.4—Kerwin Bell, 1984-87

Season

354.9—Rex Grossman, 2001
 321.6—Tim Tebow, 2007
 293.8—Danny Wuerffel, 1996
 285.5—Shane Matthews, 1991
 285.2—John Reaves, 1969
 284.1—Danny Wuerffel, 1995
 273.0—Chris Leak, 2004
 271.8—Tim Tebow, 2009
 265.9—Shane Matthews, 1990
 264.7—Shane Matthews, 1992

YARDS GAINED PER PLAY

(Min. 20 Per Game)

Career

7.8—Danny Wuerffel, 1993-96
 7.4—Rex Grossman, 2000-02
 7.3—Tim Tebow, 2006-09
 6.9—Chris Leak, 2003-06
 6.8—Doug Johnson, 1996-99
 6.7—Terry Dean, 1991-94
 6.6—Shane Matthews, 1989-92
 6.3—Kerwin Bell, 1984-87
 5.8—John Reaves, 1969-71
 5.6—Steve Spurrier, 1964-66
 5.6—Wayne Peace, 1980-83

Season

- 9.1—Rex Grossman, 2001
- 8.4—Danny Wuerffel, 1995
- 8.3—Danny Wuerffel, 1996
- 7.6—Shane Matthews, 1991
- 7.5—Tim Tebow, 2007
- 7.5—Rex Grossman, 2000
- 7.5—Doug Johnson, 1998
- 7.3—Tim Tebow, 2009
- 7.3—Terry Dean, 1994
- 7.2—Kerwin Bell, 1985

ALL-PURPOSE YARDAGE PLAYS PARTICIPATED IN

(Rushes, Receptions and Returns) (Since 1965)

Career

- 1,026—Errict Rhett, 1990-93
- 756—Emmitt Smith, 1987-89
- 688—Neal Anderson, 1982-85
- 662—Earnest Graham, 1998-02
- 604—Fred Taylor, 1994-97
- 573—Larry Smith, 1966-68
- 569—John L. Williams, 1982-85
- 546—James Jones, 1979-82
- 527—Tony Green, 1974-77

Season

- 305—Errict Rhett, 1992
- 305—Emmitt Smith, 1989
- 283—Errict Rhett, 1993
- 265—Neal Anderson, 1985
- 264—Errict Rhett, 1991
- 262—Earnest Graham, 2002
- 257—Ciatrick Fason, 2004
- 254—Emmitt Smith, 1987
- 238—Fred Taylor, 1997
- 219—Larry Smith, 1967

AVERAGE YARDS PER PLAY

Career

(Min. 150 plays)

- 19.3—Harrison Houston, 1990-93 (2,997 in 155 plays)
- 17.7—Reidel Anthony, 1994-96 (3,400 in 192 plays)
- 17.6—Jack Jackson, 1992-94 (3,327 in 189 plays)
- 16.6—Jacquez Green, 1995-97 (3,640 in 220 plays)
- 15.7—Ricky Nattiel, 1983-86 (3,017 in 192 plays) *(Min. 200 plays)*
- 16.6—Jacquez Green, 1995-97 (3,640 in 220 plays)
- 14.3—Brandon James, 2006-09 (4,770 in 333 plays)
- 13.1—Cris Collinsworth, 1977-80 (2,940 in 225 plays)
- 11.6—Percy Harvin, 2006-08 (3,781 in 327 plays) *(Min. 500 plays)*
- 7.0—Tony Green, 1974-77 (3,652 in 521 plays)

Season

(Min. 60 plays)

- 21.0—Jack Jackson, 1993
- 18.1—Ike Hilliard, 1995
- 17.8—Jabar Gaffney, 2001
- 16.7—Jabar Gaffney, 2000
- 16.7—Reidel Anthony, 1996
- 16.7—Ricky Nattiel, 1985
- 16.7—Cris Collinsworth, 1978 *(Min. 100 plays)*
- 12.0—Percy Harvin, 2008
- 11.6—Brandon James, 2009
- 11.4—Percy Harvin, 2007

TOTAL YARDS GAINED

Career (Rushing-Receiving-Return)

- 5,393—Errict Rhett, 1990-93 (4,163-1,230-0)
- 4,770—Brandon James, 2006-09 (302-379-4,089)
- 4,391—Emmitt Smith, 1987-89 (3,928-463-0)
- 3,948—Chris Rainey, 2007-11 (2,464-795-689)
- 3,792—Fred Taylor, 1994-97 (3,075-717-0)
- 3,785—Neal Anderson, 1982-85 (3,234-525-26)
- 3,781—Percy Harvin, 2006-08 (1,852-1,929-0)
- 3,652—Tony Green, 1974-77 (2,590-287-775)
- 3,640—Jacquez Green, 1995-97 (165-2,181-1,294)
- 3,592—Jeff Demps, 2008-11 (2,470-481-641)

Season (Rushing-Receiving-Return)

- 1,806—Emmitt Smith, 1989 (1,599-207-0)
- 1,622—Percy Harvin, 2007 (764-858-0)
- 1,560—Errict Rhett, 1993 (1,289-271-0)
- 1,533—Ciatrick Fason, 2004 (1,267-266-0)
- 1,530—Fred Taylor, 1997 (1,292-238-0)
- 1,525—Emmitt Smith, 1987 (1,341-184-0)
- 1,523—Reidel Anthony, 1996 (27-1,293-203)
- 1,499—Travis McGriff, 1998 (-3-1,357-145)
- 1,470—Errict Rhett, 1991 (1,109-361-0)
- 1,467—Jacquez Green, 1997 (51-1,024-392)
- By a Senior:** 1,560—Errict Rhett, 1993
- By a Junior:** 1,806—Emmitt Smith, 1989
- By a Sophomore:** 1,622—Percy Harvin, 2007
- By a Freshman:** 1,525—Emmitt Smith, 1987

CONSECUTIVE STARTS

(Offensive/Defensive Starters)

- 50—Mike Degory, C, 2001-05
- 50—Larry Kennedy, CB, 1991-94
- 45—Jarvis Williams, CB, 1984-87 *(Special Teams)*
- 54—Chas Henry, P, 2007-2010

CAREER YARDAGE LEADERS

| Years | Name, Positions | Pass | Rush | Rec | Total |
|-----------|----------------------|--------|-------|-------|--------|
| 2006-09 | Tim Tebow, QB | 9,285 | 2,947 | 0 | 12,232 |
| 2003-06 | Chris Leak, QB | 11,213 | 137 | 30 | 11,350 |
| 1993-96 | Danny Wuerffel, QB | 10,875 | -375 | 0 | 10,500 |
| 1989-92 | Shane Matthews, QB | 9,287 | -46 | 7 | 9,248 |
| 2000-02 | Rex Grossman, QB | 9,164 | -133 | 9 | 9,040 |
| 1969-71 | John Reaves, QB | 7,549 | -266 | 14 | 7,297 |
| 1984-87 | Kerwin Bell, QB | 7,585 | -553 | 0 | 7,032 |
| 1980-83 | Wayne Peace, QB | 7,206 | -260 | 9 | 6,955 |
| 1996-99 | Doug Johnson, QB | 7,114 | -349 | 28 | 6,793 |
| 1990-93 | Errict Rhett, RB | 0 | 4,163 | 1,230 | 5,393 |
| 1964-66 | Steve Spurrier, QB | 4,848 | 442 | 5 | 5,295 |
| 2007-11 | John Brantley, QB | 4,750 | -156 | -5 | 4,589 |
| 1987-89 | Emmitt Smith, RB | 0 | 3,928 | 463 | 4,391 |
| 1982-85 | Neal Anderson, RB | 97 | 3,234 | 525 | 3,856 |
| 1994-97 | Fred Taylor, RB | 0 | 3,075 | 717 | 3,792 |
| 2006-08 | Percy Harvin, WR | 0 | 1,852 | 1,929 | 3,781 |
| 1997-2000 | Jesse Palmer, QB | 3,755 | -124 | 0 | 3,631 |
| 1991-94 | Terry Dean, QB | 3,420 | 85 | 50 | 3,555 |
| 1998-2002 | Earnest Graham, RB | 0 | 3,065 | 403 | 3,468 |
| 1982-85 | John L. Williams, FB | 0 | 2,409 | 863 | 3,272 |
| 2007-11 | Chris Rainey, RB | 0 | 2,464 | 795 | 3,259 |
| 1998-2001 | Robert Gillespie, RB | 0 | 1,854 | 1,091 | 3,045 |
| 1994-97 | Elijah Williams, RB | 0 | 2,181 | 842 | 3,023 |
| 1974-77 | Tony Green, RB | 113 | 2,590 | 287 | 2,990 |
| 2008-11 | Jeff Demps, RB | 0 | 2,470 | 481 | 2,951 |
| 1966-68 | Larry Smith, RB | 141 | 2,186 | 607 | 2,934 |
| 1974-77 | Jimmy Fisher, QB | 2,215 | 582 | 0 | 2,797 |
| 1981-84 | Lorenzo Hampton, TB | 33 | 1,993 | 655 | 2,681 |
| 1979-82 | James Jones, TE-FB | 48 | 2,026 | 593 | 2,667 |
| 1969-71 | Carlos Alvarez, WR | 20 | 4 | 2,563 | 2,587 |
| 2003-06 | DeShawn Wynn, RB | 0 | 2,077 | 376 | 2,543 |
| 1969-71 | Tommy Durrance, RB | 21 | 1,640 | 881 | 2,542 |
| 1973-75 | Don Gaffney, QB | 1,985 | 513 | 0 | 2,498 |
| 1995-98 | Terry Jackson, RB | 0 | 1,794 | 645 | 2,439 |
| 2000-01 | Jabar Gaffney, WR | 49 | 0 | 2,375 | 2,424 |
| 1988-90 | Kyle Morris, QB | 2,436 | -26 | 0 | 2,410 |
| 1995-97 | Jacquez Green, WR | 30 | 165 | 2,181 | 2,376 |
| 1994-96 | Reidel Anthony, WR | 0 | 56 | 2,274 | 2,330 |

| Years | Name, Positions | Pass | Rush | Rec | Total |
|-----------|-----------------------|-------|-------|-------|-------|
| 1977-80 | Cris Collinsworth, WR | 174 | 210 | 1,937 | 2,321 |
| 1974-77 | Wes Chandler, WR | 0 | 356 | 1,963 | 2,319 |
| 1992-94 | Jack Jackson, WR | 0 | 42 | 2,266 | 2,308 |
| 2002-04 | Ciatrick Fason, RB | 0 | 1,877 | 408 | 2,285 |
| 1994-96 | Ike Hilliard, WR | 0 | 46 | 2,214 | 2,260 |
| 1988-91 | Willie McClendon, RB | 0 | 1,673 | 584 | 2,257 |
| 2003-06 | Dallas Baker, WR | 0 | 0 | 2,236 | 2,236 |
| 1973-75 | Jimmy DuBose, RB | 0 | 2,159 | 32 | 2,191 |
| 1999-2002 | Taylor Jacobs, WR | 0 | 83 | 2,097 | 2,180 |
| 1999-2001 | Reche Caldwell, WR | 0 | 91 | 2,088 | 2,179 |
| 1992-95 | Chris Doering, WR | 70 | 0 | 2,107 | 2,177 |
| 1990-93 | Willie Jackson, WR | 0 | 5 | 2,172 | 2,177 |
| 1946-49 | Chuck Hunsinger, RB | 0 | 2,017 | 121 | 2,138 |
| 1939-41 | Tommy Harrison, TB | 1,170 | 963 | 0 | 2,133 |
| 1995-98 | Travis McGriff, WR | 59 | -3 | 2,057 | 2,113 |
| 1983-86 | Ricky Nattiel, WR | 0 | 11 | 2,086 | 2,097 |
| 1936-38 | Walter Mayberry, TB | 713 | 1,306 | 0 | 2,019 |
| 1950-51 | Haywood Sullivan, QB | 2,016 | -2 | 0 | 2,014 |
| 1966-68 | Larry Rentz, WR-QB | 1,564 | 235 | 160 | 1,959 |
| 1962-64 | Larry Dupree, RB | 0 | 1,725 | 191 | 1,916 |
| 1962-64 | Tom Shannon, QB | 1,766 | 137 | 0 | 1,903 |
| 1972-73 | David Bowden, QB | 2,191 | -291 | 0 | 1,900 |
| 2003-07 | Andre Caldwell, WR | 35 | 235 | 1,588 | 1,858 |
| 1965-67 | Richard Trapp, WR | 0 | 75 | 1,783 | 1,858 |
| 1974-77 | Terry LeCount, WR-QB | 849 | 723 | 217 | 1,789 |
| 1990-93 | Harrison Houston, WR | 0 | 0 | 1,781 | 1,781 |
| 2003-05 | Chad Jackson, WR | 0 | 90 | 1,586 | 1,676 |
| 1963-65 | Charles Casey, WR | 0 | 0 | 1,612 | 1,612 |
| 1987-90 | Ernie Mills, WR | 0 | 17 | 1,585 | 1,602 |
| 1972-74 | Lee McGriff, WR | 0 | 28 | 1,551 | 1,579 |
| 1993-95 | Eric Kresser, QB | 1,572 | -1 | 0 | 1,571 |
| 1974-77 | Willie Wilder, RB | 0 | 1,451 | 117 | 1,568 |
| 1980-83 | Dwayne Dixon, WR | 28 | 0 | 1,520 | 1,548 |
| 1960-62 | Larry Libertore, QB | 725 | 786 | 0 | 1,511 |
| 1997-99 | Darrell Jackson, WR | 0 | 0 | 1,501 | 1,501 |

KICKING RECORDS

FIELD GOALS ATTEMPTED

Career

80—Jeff Chandler, 1997-2001 (made 67)
63—Brian Clark, 1979-81 (made 43)
62—David Posey, 1973-76 (made 33)

Season

30—**CALEB STURGIS**, 2009 (made 22)
27—Matt Leach, 2003 (made 21)
26—**CALEB STURGIS**, 2011 (made 22)
26—Bobby Raymond, 1984 (made 23)
24—Jeff Chandler, 1999 (made 21)
24—Brian Clark, 1981 (made 18)
24—David Posey, 1974 (made 12)
24—John David Francis, 1988 (made 17)

FIELD GOALS MADE

Career

67—Jeff Chandler, 1997-2001 (80 att.)
46—**CALEB STURGIS**, 2008-11 (60 att.)
43—Matt Leach, 2001-04 (61 att.)
43—Bobby Raymond, 1983-84 (49 att.)
43—Brian Clark, 1979-81 (63 att.)
33—David Posey, 1973-76 (62 att.)
33—Arden Czymowski, 1988-91 (44 att.)

Season

23—Bobby Raymond, 1984 (26 att.)
22—**CALEB STURGIS**, 2011 (26 att.)
22—**CALEB STURGIS**, 2009 (30 att.)
21—Matt Leach, 2003 (27 att.)
21—Jeff Chandler, 1999 (24 att.)
20—Bobby Raymond, 1983 (23 att.)
19—Jeff Chandler, 2001 (22 att.)
18—Brian Clark, 1981 (24 att.)
17—Jeff Dawson, 1985 (23 att.)
17—John David Francis, 1988 (24 att.)

Game

6—Bobby Raymond vs. Florida St., 1983
6—Bobby Raymond vs. Kentucky, 1984
5—Brian Clark vs. Mississippi, 1980
4—10 times, most recent: Caleb Sturgis vs. Tennessee, 2011

FIELD GOAL PERCENTAGE

Career

(Min. - 35 att.)

87.8%—Bobby Raymond, 1983-84 (43 of 49)
82.9%—Berj Yepremian, 1976-78 (29 of 35)
82.1%—Judd Davis, 1992-94 (32 of 39)
78.9%—Jeff Dawson, 1985-86 (30 of 38)

(Min. - 50 att.)

83.8%—Jeff Chandler, 1997-2001 (67 of 80)
76.7%—**CALEB STURGIS**, 2008-11 (46 of 60)
70.5%—Matt Leach, 2001-04 (43 of 61)
68.3%—Brian Clark, 1979-81 (43 of 63)

Season

(Min. - 20 att.)

88.4%—Bobby Raymond, 1984 (23 of 26)
87.5%—Jeff Chandler, 1999 (21 of 24)
86.9%—Bobby Raymond, 1983 (20 of 23)

MOST CONSECUTIVE FIELD GOALS

Career

17—Bobby Raymond, 1984
16—Jeff Chandler, 2001
14—**CALEB STURGIS**, 2010-11
13—Jeff Chandler, 2000-01
11—Jonathan Phillips, 2008
11—Berj Yepremian, 1978

PATs ATTEMPTED

Career

180—Jeff Chandler, 1997-2001 (made 167)
164—Bart Edmiston, 1992-96 (made 160)
131—Judd Davis, 1992-94 (made 129)
125—Matt Leach, 2001-04 (made 120)
115—David Posey, 1973-76 (made 110)

Season

79—Jonathan Phillips, 2008 (made 78)
73—Joey Ijjas, 2007 (made 72)
71—Bart Edmiston, 1995 (made 71)
66—Bart Edmiston, 1996 (made 64)
65—Judd Davis, 1994 (made 65)
54—Collins Cooper, 1997 (made 48)
53—Jeff Chandler, 2000 (made 49)
53—Judd Davis, 1993 (made 51)
49—Matt Leach, 2004 (made 49)
48—Jeff Chandler, 2001 (made 46)

Game

11—Collins Cooper vs. Central Michigan, 1997
10—Jonathan Phillips vs. The Citadel, 2008
10—Judd Davis vs. New Mexico State, 1994
10—Judd Davis vs. Kentucky, 1994
9—Jonathan Phillips vs. Charleston Southern, 2009
9—Matt Leach vs. Florida A&M, 2003
9—Bart Edmiston vs. South Carolina, 1995
9—Jim Gainey vs. West Texas State, 1982

PATs MADE

Career

167—Jeff Chandler, 1997-2001
160—Bart Edmiston, 1992-96
129—Judd Davis, 1992-94
120—Matt Leach, 2001-04
110—David Posey, 1973-76
96—**CALEB STURGIS**, 2008-11
95—Arden Czymowski, 1988-91
83—Jonathan Phillips, 2007-08
81—Chris Hetland, 2005-06
77—Wayne Barfield, 1965-67
72—Joey Ijjas, 2004-07

Season

78—Jonathan Phillips, 2008 (79 att.)
72—Joey Ijjas, 2007 (73 att.)
71—Bart Edmiston, 1995 (71 att.)
65—Judd Davis, 1994 (65 att.)
64—Bart Edmiston, 1996 (66 att.)
51—Judd Davis, 1993 (53 att.)
49—Matt Leach, 2004 (49 att.)
49—Jeff Chandler, 2000 (53 att.)
48—Collins Cooper, 1997 (54 att.)
46—Jeff Chandler, 2001 (48 att.)

Game

10—Jonathan Phillips vs. The Citadel, 2008 (10 att.)
10—Judd Davis vs. New Mexico State, 1994 (10 att.)
10—Judd Davis vs. Kentucky, 1994 (10 att.)
9—Matt Leach vs. Florida A&M, 2003 (9 att.)
9—Collins Cooper vs. Central Mich., 1997 (11 att.)
9—Bart Edmiston vs. South Carolina, 1995 (9 att.)
9—Jim Gainey vs. West Texas State, 1982 (9 att.)

PATs PERCENT ACCURACY

Career

(Min. 50)

100%—Brian Clark, 1979-81 (62 of 62)
98.6%—Joey Ijjas, 2004-07 (72 of 73)
98.2%—Berj Yepremian, 1976-78 (56 of 57)

Season

(Min. 25)

100%—**CALEB STURGIS**, 2011 (31 of 31)
100%—Matt Leach, 2004 (49 of 49)
100%—Matt Leach, 2003 (41 of 41)
100%—Bart Edmiston, 1995 (71 of 71)
100%—Judd Davis, 1994 (65 of 65)
100%—Arden Czymowski, 1991 (44 of 44)
100%—Robert McGinty, 1987 (33 of 33)
100%—Brian Clark, 1981 (28 of 28)
100%—Wayne Barfield, 1966 (27 of 27)

CONSECUTIVE PATs MADE

Career

114—Bart Edmiston, 1992-96
104—Matt Leach, 2001-04
81—Judd Davis, 1992-94
62—Brian Clark, 1979-81
61—Jonathan Phillips, 2007-08
55—Berj Yepremian, 1976-78
52—Wayne Barfield, 1965-67

Game

(Min. 8)

10 of 10—Jonathan Phillips vs. The Citadel, 2008
10 of 10—Judd Davis vs. New Mexico State, 1994
10 of 10—Judd Davis vs. Kentucky, 1994
9 of 9—Jonathan Phillips vs. Kentucky, 2008
9 of 9—Matt Leach vs. Florida A&M, 2003
9 of 9—Bart Edmiston vs. South Carolina, 1995
9 of 9—Jim Gainey vs. West Texas State, 1982
8 of 8—9 times, most recent: Caleb Sturgis vs. FIU, 2009

LONGEST FIELD GOALS

60—Chris Perkins vs. Tulane, 1984
56—**CALEB STURGIS** vs. Georgia, 2009
55—**CALEB STURGIS** vs. Furman, 2011
55—**CALEB STURGIS** vs. Vanderbilt, 2011
55—Brian Clark vs. Kentucky, 1981
54—Jeff Chandler vs. Georgia, 2000
54—Berj Yepremian vs. Utah, 1977
54—David Posey vs. Florida St., 1976
53—Chris Perkins vs. Miami, 1983
53—John Williams vs. Mississippi, 1973
52—Matt Leach vs. Georgia, 2004
52—Jeff Chandler vs. Tennessee, 2001
52—Judd Davis vs. So. Mississippi, 1994
52—Brian Clark vs. Kentucky, 1979
52—Berj Yepremian vs. Alabama, 1978
51—**CALEB STURGIS** vs. FAU, 2011
51—**CALEB STURGIS** vs. Arkansas, 2009
51—Robert McGinty vs. Auburn, 1986
51—Chris Perkins vs. Tennessee, 1984
51—Berj Yepremian vs. Rice, 1977
51—David Posey vs. Florida St., 1975
50—Matt Leach vs. Mississippi St., 2004
50—Matt Leach vs. LSU, 2003
50—Jeff Chandler vs. Florida St., 1999
50—Robert McGinty vs. LSU, 1987
50—Berj Yepremian vs. Florida St., 1977
50—David Posey vs. Florida St., 1975

FLORIDA'S GAME-WINNING FIELD GOAL KICKS

| Kicker | Date | Opponent | Kick Length | Time Remaining | Final Score |
|-----------------|----------|------------------|-------------|----------------|-------------|
| Chas Henry | 10/30/10 | Georgia | 37 | OT | 34-31 |
| Caleb Sturgis | 10/17/09 | Arkansas | 27 | 0:09 | 23-20 |
| Matt Leach | 11/1/03 | Georgia | 33 | 0:33 | 16-13 |
| Arden Czymowski | 10/7/89 | LSU | 41 | 0:00 | 16-13 |
| Brian Clark | 11/15/80 | Kentucky | 34 | n/a | 17-15 |
| Wayne Barfield | 11/11/67 | Georgia | 31 | n/a | 17-16 |
| Steve Spurrier | 10/29/66 | Auburn | 40 | 2:12 | 30-27 |
| Bob Lyle | 9/26/64 | Mississippi St.* | 41 | 0:00 | 16-13 |
| Billy Cash | 10/22/60 | LSU | 35 | n/a | 13-10 |

*Mississippi St. missed FG to tie

RETURN RECORDS

MOST KICKOFF RETURNS *(Since 1958)*

Career

112—Brandon James, 2006-09
57—Willie Jackson, Sr., 1970-72

Season

32—Brandon James, 2008
30—Brandon James, 2007
29—Brandon James, 2009

Game

6—Chris Rainey vs. Georgia, 2010
6—Reidel Anthony vs. Tennessee, 1995
6—Bo Carroll vs. Alabama, 1999

KICK RETURN YARDS

Career

2,718—Brandon James, 2006-09
1,248—Willie Jackson, Sr., 1970-72

Season

841—Brandon James, 2007
756—Brandon James, 2009
738—Brandon James, 2008
666—Kerry Watkins, 1986

Game

159—**ANDRE DEBOSE** vs. South Carolina, 2010
159—Tony Lomack vs. Kentucky, 1989
154—**ANDRE DEBOSE** vs. LSU, 2010

KICK RETURN AVERAGE

Career

(Min. 50)
24.3—Brandon James, 2006-09 (112 for 2,718)
22.5—Harrison Houston, 1990-93 (54 for 1,216)
(Min. 30)
27.1—**ANDRE DEBOSE**, 2009-11 (40 for 1,082)
26.1—Jack Jackson, 1992-94 (39 for 1,019)

Season

(Min. 10)
28.2—Jack Jackson, 1993 (17 for 480)
28.0—**ANDRE DEBOSE**, 2010 (21 for 587)

Game

(Min. 4)
39.8—**ANDRE DEBOSE** vs. S. Carolina (4 for 159)
37.5—Cris Collinsworth vs. LSU (4 for 150)

KICK RETURN TOUCHDOWNS

Career

3—**ANDRE DEBOSE**, 2009-11
2—Bo Carroll, 1997-2000
2—Stacey Simmons, 1986-88

Season

2—**ANDRE DEBOSE** vs. South Carolina 2010

Game

1-11 times, last by **ANDRE DEBOSE** vs. Ohio State, 2011

LONGEST KICKOFF RETURNS

100—Bo Carroll at LSU, 1999
100—Jack Jackson vs. Mississippi St., 1993
100—Pat Reen at Miami, 1940
99—**ANDRE DEBOSE** vs. Ohio State, 2011
99—Jeff Demps vs. Georgia, 2011
99—**ANDRE DEBOSE** vs. South Carolina, 2010
99—Tony Lomack vs. Kentucky, 1989
98—Billy Chase vs. Mississippi, 1934
97—Cris Collinsworth vs. LSU, 1978
96—Chuck Hunsinger at Alabama, 1948
96—Harvin Clark vs. Kentucky, 1969
94—Bo Carroll vs. Arkansas, 1997
94—Stacey Simmons vs. Kentucky, 1987
93—Pat Reen at Auburn, 1940
90—Reidel Anthony at Auburn, 1995
90—Jack Nichols vs. Auburn, 1950
88—**ANDRE DEBOSE** vs. LSU, 2010
88—Bobby Forbes at Furman, 1947
85—Brandon James vs. Charleston Southern, 2009
85—Jim Roundtree vs. Georgia, 1955
85—Stacey Simmons at Mississippi, 1988

MOST PUNT RETURNS *(Since 1958)*

Career

117—Brandon James, 2006-09
76—Keiwan Ratliff, 2000-03
75—Ivory Curry, 1980-82
72—Tyson Sever, 1972-74

Season

41—Wallace Brown, 1934
37—Brandon James, 2008
35—Tyson Sever, 1972

Game

7—Tyson Sever vs. North Carolina, 1972

PUNT RETURN YARDS *(Since 1955)*

Career

1,371—Brandon James, 2006-09
860—Keiwan Ratliff, 2000-03
766—Jacquez Green, 1995-97
631—Ivory Curry, 1980-82
589—Ricky Nattiel, 1983-86

Season

510—Brandon James, 2008 (37 ret.)
392—Jacquez Green, 1997 (27 ret.)
363—Brandon James, 2006 (33 ret.)
354—Tyson Sever, 1972 (35 ret.)
346—Ricky Nattiel, 1984 (22 ret.)

Game

155—Brandon James v. W. Carolina, 2007 (6 ret.)
145—Jacquez Green vs. Kentucky, 1996 (2 ret.)

PUNT RETURN AVERAGE

Career

(Min. 25)
18.6—Hal Griffin, 1946-49 (26 for 484)

Season

(Min. 10)
26.7—Hal Griffin, 1947 (10 for 267)*
**NCAA record for 10 or more*

PUNT RETURN TOUCHDOWNS

Career

4—Brandon James, 2006-09
4—Jacquez Green, 1995-97

Season

2—Brandon James, 2008
2—Lito Sheppard, 2000
2—Jacquez Green, 1997
2—Jacquez Green, 1996
2—Steve Tannen, 1968
2—Loran Broadus, 1948

Game

2—Jacquez Green vs. Kentucky, 1996

LONGEST PUNT RETURNS

97—Hal Griffin vs. Miami, 1946
87—Hal Griffin vs. Villanova, 1946
86—Jacquez Green at South Carolina, 1997
84—Loran Broadus vs. Rollins, 1948
83—Brandon James vs. Tennessee, 2007
83—George Grandy vs. Tulane, 1966
82—Harvin Clark at Miami, 1971
82—Hal Griffin vs. Kansas State, 1947
80—Jack Harper vs. SMU, 1964
80—Hagood Clark at Auburn, 1961
80—Loran Broadus vs. Tulsa, 1948
80—Loran Broadus vs. North Carolina, 1947
79—Jacquez Green vs. Kentucky, 1996
78—Brandon James vs. Hawaii, 2008
78—Jack Nichols vs. The Citadel, 1950
77—Brandon James vs. Western Carolina, 2006
75—Hal Griffin vs. N.C. State, 1946
75—Jimmy Hall vs. The Citadel, 1951

SCORING RECORDS

TOTAL POINTS

Career

368—Jeff Chandler, 1997-2001 (67 FG, 167 PAT)
342—Tim Tebow, 2006-09 (57 TD)
250—Matt Leach, 2001-04 (43 FG, 120 PAT)
234—**CALEB STURGIS**, 2008-11 (46 FG, 96 PAT)
226—Bart Edmiston, 1992-96 (22 FG, 160 PAT)
225—Judd Davis, 1992-94 (32 FG, 129 PAT)
222—Emmitt Smith, 1987-89 (37 TD)
216—Errict Rhett, 1990-93 (36 TD)
209—David Posey, 1973-76 (33 FG, 110 PAT)
198—Earnest Graham, 1999-2002 (33 TD)
194—Neal Anderson, 1982-85 (32 TD, 1-2 pt)
194—Arden Czyzewski, 1988-91 (33 FG, 95 PAT)

Season

138—Tim Tebow, 2007 (23 TD)
110—**CALEB STURGIS**, 2009 (22 FG, 44 PAT)
110—Reidel Anthony, 1996 (18 TD, 1-2 pt)

110—Tommy Durrance, 1969 (18 TD, 1-2 pt)
108—Edgar Jones, 1925 (16 TD)
107—Judd Davis, 1994 (14 FG, 65 PAT)
104—Matt Leach, 2003 (21 FG, 41 PAT)
103—Jeff Chandler, 2001 (19 FG, 46 PAT)
103—Bobby Raymond, 1984 (23 FG, 34 PAT)
102—3 times, most recent: Percy Harvin, 2008 (17 TD)

Game - By A Kicker

23—Bobby Raymond vs. Florida St., 1983 (6 FG, 5 PAT)

Established a NCAA single-game scoring record for a kicker

Game - By A Non-Kicker

36—**TREY BURTON** vs. Kentucky, 2010 (6 TD)
30—Tim Tebow vs. South Carolina, 2007 (5 TD)
24—DeShawn Wynn vs. Kentucky, 2005 (4 TD)
24—Chad Jackson vs. Wyoming, 2005 (4 TD)
24—DeShawn Wynn vs. Florida A&M, 2003 (4 TD)

24—Jesse Palmer vs. Kentucky, 2000 (4 TD)
24—Fred Taylor vs. Florida St., 1997 (4 TD)
24—Ike Hilliard vs. Tennessee, 1995 (4 TD)
24—Jack Jackson vs. New Mexico State, 1994 (4 TD)
24—Rammy Ramsdell vs. Mercer, 1915 (4 TD)
24—Tommy Owens vs. Mercer, 1928 (4 TD)

TOUCHDOWNS

Career

57—Tim Tebow, 2006-09
37—Emmitt Smith, 1987-89
36—Errict Rhett, 1990-93
33—Earnest Graham, 1999-2002
32—Neal Anderson, 1982-85
31—Fred Taylor, 1994-97
31—Chris Doering, 1992-95
31—Jack Jackson, 1992-94
30—Jacquez Green, 1995-97

30—Tommy Durrance, 1969-71

Season

23—Tim Tebow, 2007 (23 rush)
18—Reidel Anthony, 1996 (18 rec.)
18—Tommy Durrance, 1969 (12 rush, 6 rec.)
17—Chris Doering, 1995 (17 rec.)
16—Jack Jackson, 1994 (15 rec., 1 run)
16—Edgar Jones, 1925 (8 rush, 6 rec, 2 KR)
15—Ike Hilliard, 1995 (15 rec.)
15—Emmitt Smith, 1989 (14 rush, 1 rec.)
14—Tim Tebow, 2009 (14 rush)
14—Jabar Gaffney, 2000 (14 rec.)
14—Buford Long, 1952 (13 rush, 1 rec.)
By a Senior: 17—Chris Doering, 1995
By a Junior: 18—Reidel Anthony, 1996
By a Sophomore: 23—Tim Tebow, 2007
By a Freshman: 14—Jabar Gaffney, 2000

RETURN TOUCHDOWNS

KICKOFF RETURN TOUCHDOWNS

| Player | Date | Opponent | Yards | Location | Notes |
|---------------------|----------|----------------|-------|----------|----------------------------------|
| Harvin Clark | 11/15/69 | Kentucky | 96 | H | |
| Cris Collinsworth | 10/7/78 | LSU | 97 | H | |
| Stacey Simmons | 11/14/87 | Kentucky | 94 | H | Opening Kick |
| Stacey Simmons | 9/10/88 | Ole Miss | 85 | N | Jackson, MS |
| Tony Lomack | 11/18/89 | Kentucky | 99 | H | |
| Jack Jackson | 10/2/93 | Miss St | 100 | H | |
| Reidel Anthony | 10/14/95 | Auburn | 90 | A | |
| Bo Carroll | 10/4/97 | Arkansas | 94 | H | Opening Kick |
| Bo Carroll | 10/9/99 | LSU | 100 | A | |
| Brandon James | 9/6/09 | Charleston So. | 85 | H | |
| ANDRE DEBOSE | 10/9/10 | LSU | 88 | H | |
| ANDRE DEBOSE | 11/13/10 | South Carolina | 99* | H | Opening Kick |
| Jeff Demps | 10/29/11 | Georgia | 99 | N | Jacksonville, Fla. |
| ANDRE DEBOSE | 1/2/12 | Ohio State | 99** | N | Jacksonville, Fla., (Gator Bowl) |

Totals: 14 Home: 9 Away: 2 Neutral: 3 Opening Kick: 3

*set UF single-season record for kick return touchdowns

**set UF career record for kick return touchdowns

BLOCKED FIELD GOALS FOR TOUCHDOWNS

| Player | Date | Opponent | Yards | Location |
|--------------|----------|-------------|-------|----------|
| Reggie Lewis | 11/26/05 | Florida St. | 52 | H |

Totals: 1 Home: 1 Away: 0 Neutral: 0

PUNT RETURN TOUCHDOWNS

| Player | Date | Opponent | Yards | Location | Notes |
|------------------------|----------|----------------------|-------|----------|----------------------|
| George Grandy | 11/12/66 | Tulane | 83 | H | |
| Steve Tannen | 9/21/68 | Air Force | 64 | N | Tampa |
| Steve Tannen | 10/26/68 | Vanderbilt | 82 | A | |
| Carlos Alvarez | 9/12/70 | Duke | 72 | N | Jacksonville |
| Harvin Clark | 11/27/71 | Miami | 82 | A | |
| Tyson Sever | 11/18/72 | Kentucky | 71 | H | |
| Ivory Curry | 9/20/80 | Georgia | 71 | A | |
| Ricky Nattiel | 9/29/84 | Mississippi St. | 67 | H | |
| Fred Weary | 10/1/94 | Ole Miss | 10 | A | Blocked Punt |
| Mike Harris | 11/12/94 | South Carolina | 40 | H | Blocked Punt |
| Jacquez Green | 9/28/96 | Kentucky | 66 | H | |
| Jacquez Green | 9/28/96 | Kentucky | 79 | H | |
| Jacquez Green | 9/6/97 | Central Michigan | 13 | H | Blocked Punt |
| Jacquez Green | 11/15/97 | South Carolina | 86 | A | |
| Mike Peterson | 11/7/98 | Vanderbilt | 27 | A | Blocked Punt |
| Lito Sheppard | 9/9/00 | Middle Tennessee St. | 54 | H | |
| Lito Sheppard | 11/11/00 | South Carolina | 57 | H | |
| Tremaine McCollum | 1/2/05 | Iowa | 0 | N* | Blocked Punt |
| Terrence Holmes | 10/8/05 | Mississippi St. | 0 | H | Blocked Punt |
| Brandon James | 11/18/06 | Western Carolina | 77 | H | |
| Brandon James | 9/15/07 | Tennessee | 83 | H | |
| Marcus Manson | 11/17/07 | FAU | 19 | H | Blocked Punt |
| Brandon James | 8/30/08 | Hawaii | 74 | H | |
| Brandon James | 9/20/08 | Tennessee | 78 | A | |
| Chris Rainey | 9/26/09 | Kentucky | 23 | A | Blocked & Rec. punt |
| SOLOMON PATTON | 11/6/10 | Vanderbilt | 42 | A | Blocked by C. Rainey |
| LERENTEE McCRAY | 1/1/11 | Penn State | 27 | N* | Blocked by S. Patton |
| Chris Rainey | 9/3/11 | FAU | 22 | H | Blocked by S. Patton |
| Graham Stewart | 1/2/12 | Ohio State | 14 | N* | Blocked by C. Rainey |

Totals: 30 Home: 15 Away: 10 Neutral: 5 Blocked: 12

*Bowl Game

PUNTING RECORDS

ATTEMPTED

Career

231—Eric Wilbur, 2003-06
209—Buster Morrison, 1972-74
182—Shayne Edge, 1991-94
165—Chas Henry, 2007-10
161—Ray Criswell, 1982-85
154—Fred Montsdeoca, 1948-50
135—Bill Conover, 1978-79
130—Steve Spurrier, 1964-66

Season

83—Buster Morrison, 1972
83—Bud Walton, 1938
76—Bill Conover, 1979
70—Buster Morrison, 1973
66—Eric Wilbur, 2003
63—Joe Borajkiewicz, 1981
62—John James, 1970
62—Fred Montsdeoca, 1949
60—Mark Dickert, 1980

By a Senior: 63—Joe Borajkiewicz, 1981

By a Junior: 76—Bill Conover, 1979

By a Sophomore: 83—Buster Morrison, 1972;
83—Bud Walton, 1938

By a Freshman: 66—Eric Wilbur, 2003

Game

23—Bud Walton vs. Georgia Tech, 1938

YARDAGE (AVG.)

Career

(Min. 90 punts)
44.4—Ray Criswell (161 punts), 1982-85
43.0—Chas Henry (165 punts), 2007-10
42.9—Eric Wilbur (231 punts), 2003-06
42.6—Bobby Joe Green (97 punts), 1958-59
42.5—Shayne Edge (145 punts), 1991-94
42.1—Chas Henry (115 punts), 2007-10
41.8—Alan Rhine (94 punts), 1999-2000
41.2—Alan Williams (100 punts), 1976-77
40.7—Robby Stevenson (113 punts), 1995-98
40.3—Steve Spurrier (130 punts), 1964-66

SEASON

(Min. 40 punts)
45.1—Chas Henry (50 punts), 2010
44.9—Bobby Joe Green (54 punts), 1959
44.8—Eric Wilbur (66 punts), 2003
44.7—Ray Criswell (55 punts), 1985
43.4—Chas Henry (44 punts), 2008
43.3—Alan Rhine (47 punts), 2000
43.3—Shayne Edge (46 punts), 1991
42.8—Ray Criswell (48 punts), 1982
42.8—Alan Williams (57 punts), 1977

42.3—Eric Wilbur (53 punts), 2006

By a Senior: 45.1—Chas Henry (50 punts), 2010

By a Junior: 43.4—Chas Henry (34 punts), 2009

By a Sophomore: (min. 45) 40.8—Shayne Edge (56 punts), 1992; (min. 30) 47.4—Ray Criswell (30 punts), 1983

By a Freshman: 44.8—Eric Wilbur (66 punts), 2003

Game

(Min. 7 punts)
53.0—Fred Montsdeoca vs. Alabama (7 for 371 yards), 1949
50.7—Eric Wilbur vs. Georgia (7 for 355), 2003
46.1—**KYLE CHRISTY** at Auburn (7 for 323), 2011
45.9—Ingle Martin vs. Ole Miss (7 for 321 yards), 2002
45.6—Chas Henry vs. Miami (7 for 319 yards), 2008

YARDAGE

Career

9,900—Eric Wilbur (231 punts), 2003-06
8,374—Buster Morrison (209 punts), 1972-74
7,729—Shayne Edge (182 punts), 1991-94

Season

3,187—Buster Morrison (83 punts), 1972

Game

432—Eric Wilbur (10 punts) vs. LSU, 2005
424—Ray Criswell (9 punts) vs. Auburn, 1985
422—Roger Sibbald (10 punts) vs. Georgia Tech, 1980

LONGEST PUNTS

82—Bobby Joe Green vs. Georgia, 1958
76—Shayne Edge vs. Vanderbilt, 1992
76—Don Chandler vs. Georgia Tech, 1955
75—Chas Henry vs. Alabama, 2010
75—Eric Wilbur vs. Tennessee, 2003
73—Ray Criswell vs. LSU, 1982
70—Ingle Martin vs. Ole Miss, 2002
70—Ray Criswell vs. LSU, 1982
67—**KYLE CHRISTY** at Auburn, 2011
67—Chas Henry vs. Mississippi St., 2010
67—Chas Henry vs. Florida St., 2008
66—Bobby Joe Green vs. Georgia, 1959
66—Buster Morrison vs. Florida St., 1974
65—Alan Rhine vs. Auburn (SEC), 2000
65—Bobby Joe Green vs. Florida St., 1959
65—Hank Rone vs. Kentucky, 1989
65—Bobby Joe Green vs. Virginia, 1959
65—Don Ringgold vs. LSU, 1961

DEFENSIVE RECORDS

TOTAL TACKLES

Career

475—David Little, ILB, 1977-80
 467—Scot Brantley, ILB, 1976-79
 457—Sammy Green, ILB, 1972-75
 409—Charlie Williams, ILB, 1974-77
 363—Ed Robinson, ILB, 1990-93
 357—Ralph Ortega, ILB, 1972-74
 353—Fernando Jackson, ILB, 1979-82
 348—Robin Fisher, MG, 1978-81
 343—Wilber Marshall, OLB, 1980-83
 335—Alonzo Johnson, OLB, 1981-85

Season

202—Sammy Green, ILB, 1976 (126 UT, 76 AT)
 193—Scot Brantley, ILB, 1978 (115 UT, 78 AT)
 185—Glenn Cameron, ILB, 1974 (120 UT, 65 AT)
 168—Bam Hardmon, ILB, 2002 (104 UT, 64 AT)
 161—David Little, ILB, 1980 (101 UT, 60 AT)
 153—Charlie Williams, ILB, 1977 (98 UT, 55 AT)
 145—Scot Brantley, ILB, 1976 (93 UT, 52 AT)
 142—Carlton Miles, ILB, 1992 (81 UT, 61 AT)

QB SACKS

Career

33—Alex Brown, DE, 1998-2001
 27—Alonzo Johnson, OLB, 1981-85
 26.5—Huey Richardson, OLB/DE, 1987-90
 25—Clifford Charlton, OLB, 1984-87
 23—Wilber Marshall, OLB, 1980-83
 21.8—Kevin Carter, DE, 1991-94
 21—David Galloway, DT, 1977-81
 21—Robin Fisher, MG, 1978-81
 20.5—Derrick Harvey, DE, 2005-07
 19.5—Jermaine Cunningham, DE, 2006-09
 19.5—Carlos Dunlap, DE, 2007-09

Season

13—Alex Brown, DE, 1999
 12.5—Huey Richardson, OLB, 1989
 12—Alonzo Johnson, OLB, 1985
 11.8—Kevin Carter, DE, 1994
 11—Derrick Harvey, DE, 2006
 11—Clifford Charlton, OLB, 1986
 11—Alonzo Johnson, OLB, 1984
 11—Wilber Marshall, OLB, 1981
 10.5—Alex Brown, DE, 2001
 10—Rhondy Weston, DT, 1988

TOTAL TACKLES FOR LOSS

Career

58—Wilber Marshall, OLB, 1980-83 (23 QBS, 35 TFL)
 55—Alonzo Johnson, OLB, 1981-85 (27 QBS, 28 TFL)
 51.5—Derrick Harvey, DE, 2004-07 (20.5 QBS, 31 TFL)
 50.5—Huey Richardson, OLB/DE, 1987-90 (26.5 QBS, 24 TFL)
 49—Clifford Charlton, OLB, 1984-87 (25 QBS, 24 TFL)
 47.5—Brad Culpepper, DT, 1988-91 (18 QBS, 29.5 TFL)
 46—Alex Brown, DE, 1998-2001 (33 QBS, 12 TFL)
 44—Jeff Roth, MG, 1985-88 (17 QBS, 27 TFL)
 42.3—Kevin Carter, DE, 1991-94 (21.8 QBS, 20.5 TFL)
 41—Robin Fisher, MG, 1978-81 (21 QBS, 20 TFL)
 36.8—Ellis Johnson, DT, 1991-94 (16.3 QBS, 20.5 TFL)

Season

27—Wilber Marshall, OLB, 1981 (11 QBS, 16 TFL)
 25.5—Derrick Harvey, DE, 2007 (8.5 QBS, 17 TFL)
 23—Clifford Charlton, OLB, 1986 (11 QBS, 12 TFL)

22.5—Huey Richardson, OLB, 1989 (12.5 QBS, 10 TFL)

21.5—Brad Culpepper, DT, 1991 (7 QBS, 14.5 TFL)
 21.3—Kevin Carter, DE, 1994 (11.8 QBS, 9.5 TFL)
 19—Alonzo Johnson, OLB, 1985 (12 QBS, 7 TFL)
 19—Trace Armstrong, DT, 1988 (7 QBS, 12 TFL)
 18.5—Jermaine Cunningham, DE, 2007
 18—Alex Brown, DE, 1999 (13 QBS, 5 TFL)

PASS BREAK UPS

Career

42—Anthon Lott, 1993-96
 39—Larry Kennedy, 1991-94
 35—Fred Weary, 1994-98
 34—Joe Haden, 2007-09
 34—Louis Oliver, 1984-88
 30—Bennie Alexander, 1997-2001
 29—Robert Cromartie, 1998-2002
 25—Janoris Jenkins, 2008-10
 25—Guss Scott, 2000-03
 23—Demetric Webb, 2003-05
 22—Lawrence Wright, 1993-96
 22—Ben Hanks, 1992-95

Season

19—Louis Oliver, 1987
 15—Bennie Alexander, 1999
 15—Anthon Lott, 1994
 13—Demetric Webb, 2005
 13—Anthon Lott, 1995
 12—Joe Haden, 2008
 12—Larry Kennedy, 1993
 11—five times, most recent: Janoris Jenkins, 2008
By a Senior: 11—Fred Weary, 1997
By a Junior: 19—Louis Oliver, 1987
By a Sophomore: 15—Bennie Alexander, 1999
By a Freshman: 11—Janoris Jenkins, 2008

FORCED FUMBLES

Career

15—Clifford Charlton, 1984-87
 11—Guss Scott, 2000-03
 9—Alex Brown, 1997-2001
 7—Lawrence Wright, 1993-96
 7—Anthon Lott, 1993-96
 7—Ben Hanks, 1992-95
 6—Johnny Rutledge, 1995-98
 6—Jevon Kearse, 1995-98
 6—Ellis Johnson, 1991-94
 5—3 times, most recent: Jermaine Cunningham, 2006-09

Season

6—Clifford Charlton, 1986
 5—Guss Scott, 2003
 5—Alex Brown, 1999
 5—Lawrence Wright, 1995
 5—Anthon Lott, 1995
 5—Ellis Johnson, 1994
 4—Major Wright, 2007
 4—Jarvis Moss, 2006
 4—Johnny Rutledge, 1996
 4—Clifford Charlton, 1987
By a Senior: 5—many times, last Guss Scott, 2003
By a Junior: 6—Clifford Charlton, 1986
By a Sophomore: 5—Alex Brown, 1999
By a Freshman: 4—Major Wright, 2007

FUMBLE RECOVERIES

Career

8—Brandon Siler, 2004-06
 8—Todd Johnson, 1999-2002
 5—Louis Oliver, 1984-88
 5—Kerry Watkins, 1986-89
 4—five times, most recent: Brandon Spikes, 2006-09

Season

7—Brandon Siler, 2005
 4—Todd Johnson, 2000
 3—nine times, most recent: Derrick Harvey, 2006
By a Senior: 2—many times, last Darrell Lee and Daryl Dixon, 2003
By a Junior: 3—many times, last Derrick Harvey, 2006
By a Sophomore: 7—Brandon Siler, 2005
By a Freshman: 1—many times, last Major Wright and Joe Haden, 2007

BLOCKS

Career

6—Chris Rainey, 2007-11
 4—Tim Paulk, 1987-91
 4—Sam McCorkle, 1992-95
 4—Carlos Dunlap, 2007-09
 3—SOLOMON PATTON, 2010-11
 3—Demetric Webb, 2003-05
 3—Todd Johnson, 1998-2002
 3—Jacquez Green, 1995-97

Season

3—Carlos Dunlap, 2008
 3—Jacquez Green, 1995
 3—Sam McCorkle, 1994
 3—Tim Paulk, 1988
 2—13 times, most recent: Chris Rainey, 2011 and Solomon Patton, 2011
By a Senior: 2—2 times, Todd Johnson, 2002 and Chris Rainey, 2011
By a Junior: 3—Sam McCorkle, 1994
By a Sophomore: 3—Carlos Dunlap, 2008
By a Freshman: 3—Tim Paulk, 1988 and Jacquez Green, 1995

INTERCEPTIONS

Career

15—Fred Weary, 1994-97
 14—Teako Brown, 1995-98
 14—Will White, 1989-92
 13—Ahmad Black, 2007-10
 13—Bruce Bennett, 1963-65
 12—Keiwan Ratliff, 2000-03
 11—Louis Oliver, 1985-88
 11—Wayne Fields, 1972-74
 11—Steve Tannen, 1967-69
 11—Walter Mayberry, 1936-38
 10—4 times, most recent: Richard Fain, 1987-90

Season

9—Keiwan Ratliff, 2003
 8—Ryan Smith, 2006
 7—Ahmad Black, 2008
 7—Will White, 1990
 7—Randy Talbot, 1974
 7—John Clifford, 1970

6—8 times, most recent: Reggie Nelson, 2006

Game

3—Keiwan Ratliff vs. Arkansas, 2003
 3—Will White vs. Alabama, 1990
 3—John Clifford vs. North Carolina State, 1970
 3—Bruce Bennett vs. Georgia, 1963
 3—Joe Brodsky vs. Mississippi St., 1956

YARDS RETURNED

Season

244—Joe Brodsky, 1956 (5 INT)

Game

162—Joe Brodsky vs. Mississippi St., 1956 (3 INT)

RETURNS FOR TOUCHDOWNS

Career

4—Brandon Spikes, 2006-09

Season

2—Brandon Spikes, 2009
 2—Ahmad Black, 2008
 2—Brandon Spikes, 2008
 2—Keiwan Ratliff, 2003
 2—Bennie Alexander, 1999
 2—Jack Westbrook, 1959
 2—Joe Brodsky, 1956

Game

2—Joe Brodsky vs. Mississippi St., 1956

LONGEST RETURNS

100—Jackie Simpson vs. Mississippi St., 1955
 100—Joe Brodsky vs. Mississippi St., 1956
 89—Will Hill vs. Georgia, 2010
 89—Tony George vs. Tennessee, 1997
 88—Joe Haden vs. Georgia, 2008
 88—Anthon Lott vs. LSU, 1994
 87—Duke Warren vs. Stetson, 1935
 84—Dick Kirk vs. Auburn, 1964
 81—Darren Hambrick vs. Georgia, 1994
 80—Ahmad Black vs. Penn State, 2010
 80—Ahmad Black vs. Hawaii, 2008
 79—James Revels vs. Auburn, 1972
 75—JELANI JENKINS vs. Furman, 2011
 75—Walter Mayberry vs. Stetson, 1936

AVERAGE YARDS PER RETURN

Career (Min. 10)

27.8—Ahmad Black, 2007-10 (13 INT)

Season (Min. 5)

48.8—Joe Brodsky, 1956 (5 INT)

Game (Min. 3)

54.0—Joe Brodsky vs. Mississippi St., 1956 (3 for 162)

INTERCEPTION RETURN TOUCHDOWNS (Since 1980)

JELANI JENKINS, 75 yards vs. Furman, 2011
DE'ANTE SAUNDERS, 25 yards vs. Furman, 2011
 Ahmad Black, 80 yards vs. Penn State, 2011 (Outback Bowl)
JEREMY BROWN, 52 yards vs. Kentucky, 2010
 Justin Trattou, 35 yards vs. USF, 2010
 Janoris Jenkins, 67 yards vs. Miami University, 2010
 Dustin Doe, 23 yards vs. Mississippi St., 2009
 Brandon Spikes, 5 yards vs. Georgia, 2009
 Brandon Spikes, 41 yards vs. FIU, 2009
 Brandon Spikes, 52 yards vs. LSU, 2008
 Ahmad Black, 40 yards vs. Kentucky, 2008
 Brandon Spikes, 12 yards vs. South Carolina, 2008
 Major Wright, 32 yards vs. Hawaii, 2008
 Ahmad Black, 80 yards vs. Hawaii, 2008
 Wondy Pierre-Louis, 25 yards vs. Georgia, 2007
 Reggie Nelson, 70 yards vs. Alabama, 2006
 Vernell Brown, 60 yards vs. Iowa, 2005 (Outback Bowl)
 Keiwan Ratliff, 52 yards vs. Vanderbilt, 2003
 Keiwan Ratliff, 44 yards vs. Arkansas, 2003
 Tre Orr, 73 yards vs. San Jose State, 2003
 Guss Scott, 38 yards vs. San Jose State, 2003
 Guss Scott, 47 yards vs. Georgia, 2002
 Byron Hardmon, 26 yards vs. Miami (Fla.), 2002
 Keiwan Ratliff, 62 yards vs. Kentucky, 2002
 Andra Davis, 25 yards vs. Vanderbilt, 2001
 Travis Carroll, 24 yards vs. South Carolina, 2001
 Lito Sheppard, 19 yards vs. Tennessee, 2000
 Bennie Alexander, 42 yards vs. Alabama, 1999
 Bennie Alexander, 43 yards vs. Florida St., 1999
 Tony George, 89 yards vs. Tennessee, 1997
 Teako Brown, 26 yards vs. SW Louisiana, 1996
 Fred Weary, 65 yards vs. SW Louisiana, 1996
 Anthon Lott, 88 yards vs. LSU, 1994
 Darren Hambrick, 81 yards vs. Georgia, 1994
 James Bates, 9 yards vs. Georgia, 1994
 Carlton Miles, 14 yards vs. San Jose State, 1991
 Larry Kennedy, 44 yards vs. Tennessee, 1991
 Darren Mickell, 14 yards vs. Oklahoma State, 1990
 Tim Paulk, 36 yards vs. Georgia, 1990
 Godfrey Myles, 52 yards vs. Kentucky, 1990
 Tim Paulk, 50 yards vs. Memphis State, 1989
 Mark Murray, 55 yards vs. Indiana State, 1988
 Richard Fain, 32 yards vs. LSU, 1988
 Joey Nicoletto, 10 yards vs. Cal State, 1987
 Adrian White, 30 yards vs. Mississippi St., 1986
 Bruce Vaughan, 33 yards vs. Furman, 1981
 Sonny Gilliam, 30 yards vs. Ole Miss, 1981
 Tim Golden, 10 yards vs. Georgia Tech, 1980

FUMBLE RETURN TOUCHDOWNS (Since 1980)

Jaye Howard, 2 yards vs. Kentucky, 2011
 Terron Sanders, 45 yards vs. Vanderbilt, 2010
 Dustin Doe, 18 yards vs. Tennessee, 2007
 Wondy Pierre-Louis, 0 yards (rec. in EZ) vs. Arkansas, 2006 (SEC CG)
 Ray McDonald, 9 yards vs. Georgia, 2006
 Kiewan Ratliff, 77 yards vs. Florida St., 2003
 Todd Johnson, 76 yards vs. Middle Tennessee State, 2000
 Marquis Westbrook, 0 yards (rec. in EZ) vs. UCF, 1999
 Mike Moten, 23 yards vs. South Carolina, 1997
 Lawrence Wright, 12 yards vs. SW Louisiana, 1996
 Fred Weary, 64 yards vs. SW Louisiana, 1996
 Cameron Davis, 40 yards vs. Georgia Southern, 1996
 Anthon Lott, 27 yards vs. Tennessee, 1996
 Ben Hanks, 95 yards vs. Arkansas, Dec. 2, 1995 (SEC CG)
 Michael Gilmore, 59 yards vs. Georgia, 1994
 Ed Robinson, 48 yards vs. Vanderbilt, 1993
 Darren Mickell, 32 yards vs. Akron, 1990
 Ivory Curry, 1980

NON-OFFENSIVE SCORES ALL-TIME

| Year | Defense | | | Returns | | Totals | | Notes: |
|---------------|-----------|-----------|-----------|-----------|-----------|------------|---------------------|------------|
| | Fumbles | INTs | Safety | Kickoff | Punt | Defensive | Returns Non-Offense | |
| 1946 | 0 | 0 | 0 | 0 | 2 | 0 | 2 | 2 |
| 1947 | 0 | 0 | 0 | 0 | 3 | 0 | 3 | 3 |
| 1948 | 0 | 1 | 0 | 0 | 2 | 1 | 2 | 3 |
| 1949 | 0 | 0 | 0 | 0 | 0 | 0 | 0 | 0 |
| 1950 | 0 | 0 | 0 | 0 | 0 | 0 | 0 | 0 |
| 1951 | 0 | 1 | 0 | 0 | 2 | 1 | 2 | 3 |
| 1952 | 0 | 0 | 0 | 0 | 0 | 0 | 0 | 0 |
| 1953 | 0 | 0 | 0 | 0 | 0 | 0 | 0 | 0 |
| 1954 | 0 | 0 | 0 | 0 | 0 | 0 | 0 | 0 |
| 1955 | 0 | 0 | 2 | 1 | 1 | 2 | 2 | 4 |
| 1956 | 0 | 0 | 0 | 0 | 0 | 0 | 0 | 0 |
| 1957 | 0 | 0 | 2 | 0 | 2 | 2 | 2 | 4 |
| 1958 | 0 | 0 | 1 | 2 | 1 | 1 | 3 | 4 |
| 1959 | 0 | 3 | 1 | 0 | 1 | 4 | 1 | 5 |
| 1960 | 1 | 0 | 0 | 0 | 0 | 1 | 0 | 1 |
| 1961 | 0 | 0 | 0 | 0 | 1 | 0 | 1 | 1 |
| 1962 | 1 | 0 | 0 | 0 | 2 | 1 | 2 | 3 |
| 1963 | 1 | 1 | 0 | 0 | 0 | 2 | 0 | 2 |
| 1964 | 0 | 1 | 0 | 0 | 1 | 1 | 1 | 2 |
| 1965 | 0 | 2 | 0 | 0 | 0 | 2 | 0 | 2 |
| 1966 | 0 | 0 | 1 | 0 | 1 | 1 | 1 | 2 |
| 1967 | 0 | 0 | 0 | 0 | 0 | 0 | 0 | 0 |
| 1968 | 1 | 0 | 0 | 0 | 2 | 1 | 2 | 3 |
| 1969 | 0 | 1 | 1 | 1 | 0 | 2 | 1 | 3 |
| 1970 | 0 | 2 | 0 | 0 | 1 | 2 | 1 | 3 |
| 1971 | 0 | 1 | 0 | 0 | 1 | 1 | 1 | 2 |
| 1972 | 0 | 3 | 0 | 0 | 0 | 3 | 0 | 3 |
| 1973 | 0 | 0 | 0 | 0 | 0 | 0 | 0 | 0 |
| 1974 | 0 | 0 | 1 | 0 | 0 | 1 | 0 | 1 |
| 1975 | 1 | 1 | 0 | 0 | 0 | 2 | 0 | 2 |
| 1976 | 0 | 1 | 2 | 0 | 0 | 3 | 0 | 3 |
| 1977 | 3 | 0 | 0 | 0 | 2 | 3 | 2 | 5 |
| 1978 | 0 | 0 | 0 | 0 | 0 | 0 | 0 | 0 |
| 1979 | 0 | 0 | 0 | 0 | 0 | 0 | 0 | 0 |
| 1980 | 0 | 1 | 0 | 0 | 0 | 1 | 0 | 1 |
| 1981 | 0 | 2 | 2 | 0 | 0 | 4 | 0 | 4 |
| 1982 | 0 | 0 | 1 | 0 | 0 | 1 | 0 | 1 |
| 1983 | 0 | 0 | 0 | 0 | 0 | 0 | 0 | 0 |
| 1984 | 0 | 0 | 1 | 0 | 0 | 1 | 0 | 1 |
| 1985 | 0 | 0 | 0 | 0 | 0 | 0 | 0 | 0 |
| 1986 | 0 | 1 | 1 | 0 | 0 | 2 | 0 | 2 |
| 1987 | 0 | 1 | 2 | 0 | 0 | 3 | 0 | 3 |
| 1988 | 0 | 2 | 0 | 1 | 0 | 2 | 1 | 3 |
| 1989 | 0 | 1 | 0 | 1 | 0 | 1 | 1 | 2 |
| 1990 | 1 | 3 | 1 | 0 | 0 | 5 | 0 | 5 |
| 1991 | 0 | 2 | 1 | 0 | 0 | 3 | 0 | 3 |
| 1992 | 0 | 0 | 0 | 0 | 0 | 0 | 0 | 0 |
| 1993 | 1 | 1 | 2 | 1 | 0 | 4 | 1 | 5 |
| 1994 | 1 | 3 | 0 | 1 | 0 | 4 | 1 | 5 |
| 1995 | 1 | 0 | 0 | 1 | 0 | 1 | 1 | 2 |
| 1996 | 4 | 2 | 1 | 0 | 3 | 7 | 3 | 10 |
| 1997 | 1 | 1 | 0 | 1 | 2 | 2 | 3 | 5 |
| 1998 | 0 | 0 | 1 | 0 | 1 | 1 | 1 | 2 |
| 1999 | 1 | 2 | 0 | 1 | 0 | 3 | 1 | 4 |
| 2000 | 1 | 1 | 0 | 0 | 2 | 2 | 2 | 4 |
| 2001 | 0 | 2 | 0 | 0 | 0 | 2 | 0 | 2 |
| 2002 | 0 | 3 | 0 | 0 | 0 | 3 | 0 | 3 |
| 2003 | 2 | 4 | 0 | 0 | 0 | 6 | 0 | 6 |
| 2004 | 0 | 0 | 0 | 0 | 0 | 0 | 0 | 0 |
| 2005 | 1 | 1 | 2 | 0 | 2 | 4 | 2 | 6 |
| 2006 | 2 | 1 | 2 | 0 | 1 | 5 | 1 | 6 |
| 2007 | 1 | 1 | 0 | 0 | 1 | 2 | 1 | 3 |
| 2008 | 0 | 5 | 1 | 0 | 2 | 6 | 2 | 8 |
| 2009 | 0 | 3 | 0 | 1 | 1 | 3 | 2 | 5 |
| 2010 | 1 | 4 | 0 | 2 | 2 | 5 | 4 | 9 |
| 2011 | 1 | 2 | 1 | 2 | 2 | 4 | 4 | 8 |
| Totals | 27 | 67 | 30 | 16 | 44 | 124 | 60 | 184 |

*Safety and interception vs. Rice
 2 fumble recoveries vs. Pittsburgh*

*C. Rainey block punt listed as punt return
 S. Patton, L. McCray block punt listed as punt return
 C. Rainey, G. Stewart each returned blocked punts*

RECORD HOLDERS

INDIVIDUAL RECORD HOLDERS

Southeastern Conference

Yards Per Play (Career):

Danny Wuerffel, 7.75 ypp (1,355 for 10,500), 1993-96

Yards Per Play (Season):

Rex Grossman, 9.10 ypp (429 for 3,904), 2001

Most TDs Responsible For (Game):

Several with 7, including **Terry Dean** vs. New Mexico State (1994), **Danny Wuerffel** vs. Tennessee (1995), **Doug Johnson** vs. Central Michigan (1997), **Tim Tebow** vs. South Carolina (2007)

Most TDs Responsible For (Season):

Tim Tebow, 55 (32 Passing, 23 Rushing), 2007

Most TDs Responsible For (Career):

Tim Tebow, 145 (88 Passing, 57 Rushing), 2006-09

Total Offensive Yards Gained (Career):

Tim Tebow, 12,232 (9,285 Passing, 2,947 Rushing), 2006-09

Yards Gained (Season):

Tim Tebow, 4,181 (3,286 Passing, 895 Rushing), 2007

Passing Completions (Career):

Chris Leak, 895, 2003-06

Completion Percentage (Game, Min. of 30 Comp.):

Tim Tebow, 88.6 (31 of 35) vs. Cincinnati, 2009

Passing Efficiency (Career, Min. of 300 Comp.):

Tim Tebow, 170.79 (448 of 681), 2006-09

TD Passes (Game):

Terry Dean (7 vs. New Mexico State in 1994), **Doug Johnson** (7 vs. Central Michigan in 1997)

TD Passes (Career):

Danny Wuerffel, 114, 1993-96

Interceptions Thrown (Game):

John Reaves, 9 vs. Auburn, 1969

Lowest Ratio of Attempts/Interceptions (Career, Min. 200 Att.):

Tim Tebow, 1:62.2 (16 in 995), 2006-09

Longest TD Pass:

Cris Collinsworth to **Derrick Gaffney** for 99 Yards vs. Rice, 1977

Average Yards Per Rush (Game, Min. of 30 Rushes):

Emmitt Smith, 10.2 ypc (316 yds on 31 carries vs. New Mexico in 1989)

Most Rushing TDs (Season):

Tim Tebow, 23, 2007

Most Rushing TDs (Career):

Tim Tebow, 57, 2006-09

Most Rushing Yards By a Quarterback (Career):

Tim Tebow, 2,947, 2006-09

Most Rushing TDs By a Quarterback (Season):

Tim Tebow, 23, 2007

TD Receptions (Career):

Chris Doering, 31, 1992-95

TD Receptions (Season):

Reidel Anthony, 18 (12 Games), 1996

FG% (Career, Min. 25 Made):

Bobby Raymond, .877 (43 of 49), 1982-84

PATs Attempted (Season):

Jonathan Phillips, 79, 2008

PATs Made (Season):

Jonathan Phillips, 78, 2008

Total Points Scored by Kicking (Game):

Bobby Raymond, 23 (6 FG, 5 PAT) vs. Florida St., 1983

Longest Field Goal:

Chris Perkins, 60 Yards vs. Tulane in 1984 (one of 3 Players in SEC history tied with 60-yarder)

Kick Returns (Career):

Brandon James, 229 (117 PR, 112 KR), 2006-09

Kick Return Yards (Career):

Brandon James, 4,089 (112 for 2718 KO / 117 for 1,271 PR), 2006-09

Yards Per Kick Return (Career, Min. 100 ATT.):

Brandon James, 21.35 (229 ret. for 4,089 yds.), 2006-09

Kickoff Return Yards (Career):

Brandon James, 2,718 (112 ret.), 2006-09

Kickoff Returns (Career):

Brandon James, 112, 2006-09

Kickoff Yards Per Return (Career, Min. 100 ATT.):

Brandon James, 24.3, 2006-09

Punt Return Average (Season, Min. of 10):

Hal Griffin, 26.7 (10 ret.), 1947

Longest Kickoff Return:

Several for 100 Yards, including **Pat Reen** vs. Miami (1940), **Jack Jackson** vs. Mississippi St. (1993) and **Bo Carroll** vs. LSU (1999)

Interceptions Return Yards (Game):

162, **Joe Brodsky** (3 int) vs. Mississippi St., 1956

Interceptions Returns for TDs (Game):

Joe Brodsky, 2 vs. Mississippi St., 1956

Yards Per Interception Return (Game, Min. 3):

Joe Brodsky, 54.0 vs. Mississippi St., 1956

Yards Per Interception Return (Season, Min. 5):

Joe Brodsky, 48.8 (5 for 244), 1956

Longest Interception Return:

Several for 100 Yards, including **Jackie Simpson** vs. Mississippi St. (1955), **Joe Brodsky** vs. Mississippi St. (1956) and **Charlie Britt** vs. Georgia (1959)

National

Highest Average Gain Per Play (Season) (Min. 3,000 Yards):

9.1—**Rex Grossman**, 2001 (429 for 3,904)

Earliest Game a Freshman Reached 1,000 Yards (Season):

7th, **Emmitt Smith**, 1987 (1,011 vs. Temple, Oct. 17)

Most TD Passes (Half):

7, several including, **Terry Dean** vs. New Mexico St., 1994 and **Doug Johnson** vs. Central Mich., 1997

Most TD Passes in Combined Freshman and Sophomore Seasons:

55, **Rex Grossman**, 2000-01

Most TD Passes in First Game of Career:

5, **John Reaves** vs. Houston, 1969

Most TD Catches by a Freshman (Season):

14, **Jabar Gaffney**, 2000

Two Players, Same Team, Each Gaining 1,000 Receiving Yards (Season):

Several duos, including UF's **Reidel Anthony** (1,045) and **Ike Hilliard** (1,008) in 1996 and **Jabar Gaffney** (1,191) and **Reche Caldwell** (1,059) in 2001

Most TDs Scored on Punt Returns (Game):

2, several times, including **Jacquez Green** vs. Kentucky, 1996 (66 and 79 yds on back-to-back returns in 3rd quarter)

Highest Percentage of Field Goals Made (Career, Min. 45 Att.):

Bobby Raymond, Florida, 1983-84 (43 of 49 for .877)

Highest Percentage of Field Goals Made Under 40 Yards (Season, Min. of 16 Made):

Several, including **Bobby Raymond**, 1984 (18 of 18)

Highest Percentage of Field Goals Made, Under 40 Yards (Career, Min. of 30 Made):

97%, **Bobby Raymond** (32 of 33), 1983-84

CURRENT TEAM RECORD HOLDERS

Southeastern Conference

| | |
|---|-------------------------------|
| TD Passes (Game) | 9, vs. Central Michigan, 1997 |
| TD Passes (Season) | 48, 1995 |
| Most Consecutive Extra Points Made (Season) | 71 of 71, 1995 |
| Most Plays (Season) | 982, 2002 |
| Total Offense (Season) | 6,413, 1995 |
| Average Yards Per Game (Season) | 534.4, 1995 |
| Yards Per Play (Season) | 7.40, 1995 |
| Total First Downs (Season) | 327, 1995 |
| Most Punt Return Yards (Game) | 272 vs. Kentucky, 1996 |
| Most Points (Season) | 611, 2008 (14 Games)* |
| Most Points Per Game (Season) | 46.6, 1996 |
| Most Touchdowns (Season) | 82, 2008 (14 Games)** |

*First SEC team to score 600 points in a Season

**First SEC team to score 80 TDs in a Season

National

| | |
|---|-------------------------------------|
| Most Consecutive Games Scoring a TD on a Pass | 62 (from Oct. 1, 1992-Oct. 4, 1997) |
| Highest Average Gain Per Pass Completion (Season, Min. 225 Comp.) | 17.1, 1996 (234 for 4,007 Yards) |
| Most Passes Had Intercepted by a Winning Team | 7, vs. Kentucky in 1993, won 24-20 |

FLORIDA GAME SUPERLATIVES

In records dating to 1974

+ In records dating to 1976

^ In records dating to 1979

@ In records dating to 1980

* Indicates bowl game

OFFENSE (TEAM)

Top Rushing Yardage

531 vs. Utah (1977)
489 vs. Citadel (1953)
466 vs. New Mexico (1989)
454 vs. Vanderbilt (1975)
415 vs. Houston (1976)
405 vs. Kentucky (2011)
404 vs. Duke (1975)
398 vs. Tulane (1967)
394 vs. The Citadel (2008)
394 vs. West Texas State (1982)

Top Passing Yardage

512 vs. SW Louisiana (1993)
507 vs. Mississippi St. (2001)
506 vs. Northern Illinois (1995)
504 vs. LSU (2001)
494 vs. Mississippi St. (2000)
*482 vs. Cincinnati (2010 Sugar Bowl)
471 vs. Northern Illinois (1991)
463 vs. Southern Mississippi (1994)
462 vs. Arkansas (1996)
*456 vs. Maryland (2002 Orange Bowl)
456 vs. Vanderbilt (1998)

Top Total Offense Yardage

774 vs. West Texas State (1982)
708 vs. Central Michigan (1997)
705 vs. The Citadel (2008)
695 vs. Northern Illinois (1995)
663 vs. Troy (2009)
*659 vs. Cincinnati (2010 Sugar Bowl)
*659 vs. Maryland (2002 Orange Bowl)
658 vs. Georgia Southern (1996)
643 vs. UAB (2002)
642 vs. SW Louisiana (1993)

Most Points Scored

144 vs. Florida Southern (1913)
82 vs. Central Michigan (1997)
78 vs. College of Charleston (1912)
77 vs. Rollins (1924)
73 vs. Kentucky (1994)
73 vs. Mercer (1928)
71 vs. Vanderbilt (2001)
71 vs. Sewanee (1928)
70 vs. Citadel (2008)
69 vs. Montana State (1988)

Most Points Scored (Half)

56 vs. Central Michigan (1997, 1st)
56 vs. New Mexico State (1994, 1st)
49 vs. Citadel (2008, 1st)
49 vs. Troy (2007, 1st)
49 vs. Kentucky (2005, 1st)
48 vs. Central Florida (1999, 1st)
45 vs. San Jose State (1991, 1st)
42 vs. Kentucky (2008, 1st)
42 vs. LSU (1996, 1st)
42 vs. South Carolina (1995, 1st)
42 vs. Kentucky (1994, 2nd)

42 vs. West Texas State (1982, 1st)
42 vs. Kentucky (2008, 1st)
42 vs. Charleston Southern (2009, 1st)

Most First Downs

36 vs. Western Michigan (1999)
36 vs. LSU (1996)
35 vs. Mississippi St. (2001)
35 vs. SW Louisiana (1993)
34 vs. Louisiana-Monroe (2001)
34 vs. New Mexico State (1994)
33 vs. Kentucky (1995)
33 vs. Akron (1990)
32 vs. Troy (2009)
32 vs. Central Michigan (1997)
32 vs. Auburn (1996)
32 vs. Mississippi St. (1990)
32 vs. Kentucky (1990)

Most Rushing Attempts ^

67 vs. Ole Miss (1980)
63 vs. New Mexico (1989)
61 vs. USC (1983)
*59 vs. Penn State (1998 Citrus Bowl)
59 vs. Kent State (1986)
59 vs. Florida St. (1983)
57 vs. Ole Miss (1981)
56 vs. Cincinnati (1984)
56 vs. Kentucky (1984)
56 vs. Kentucky (1983)
56 vs. Mississippi St. (1982)
56 vs. Vanderbilt (1982)

Fewest Rushing Attempts ^

14 vs. Alabama (2009 SEC Championship)
15 vs. Florida St. (1993)
18 vs. Auburn (2001)
20 vs. South Carolina (2010)
20 vs. Florida St. (2000)
20 vs. Miami (2000, Sugar Bowl)
20 vs. Alabama (1999 SEC Championship)
20 vs. Florida St. (1998)
21 vs. Tennessee (2000)
21 vs. Alabama (1999)
21 vs. Syracuse (1991)

Most Rushing Touchdowns

8 vs. Montana State (1988)
8 vs. The Citadel (1953)
7 vs. Florida A&M (2003)
6 vs. Appalachian State (2010)
6 vs. The Citadel (2008)
6 vs. Kentucky (2000)
6 vs. Georgia Southern (1996)
6 vs. Auburn (1990)
6 vs. Cal State Fullerton (1987)
6 vs. West Texas State (1982)
6 vs. Vanderbilt (1962)
6 vs. Arkansas State (1958)

Most Passing Touchdowns @

9 vs. Central Michigan (1997)
9 vs. New Mexico State (1994)
7 vs. Kentucky (1998)
7 vs. Northern Illinois (1995)
7 vs. Georgia (1995)
7 vs. SW Louisiana (1993)
6 vs. South Carolina (2004)

6 vs. Vanderbilt (2001)
6 vs. LSU (2001)
6 vs. Mississippi St. (2001)
6 vs. Arkansas (1997)
6 vs. Alabama (1996 SEC Championship)
6 vs. South Carolina (1995)
6 vs. Tennessee (1995)
6 vs. Kentucky (1994)
6 vs. Vanderbilt (1993)
6 vs. San Jose State (1991)

Most Pass Attempts +

*58 vs. Notre Dame (1992 Sugar Bowl)
57 vs. Mississippi St. (2000)
57 vs. LSU (1997)
55 vs. Florida St. (1999)
55 vs. Florida St. (1992)
54 vs. Northern Illinois (1995)
54 vs. Florida St. (1979)
53 vs. Tennessee (2001)
52 vs. Florida St. (1993)
52 vs. Kentucky (1993)

Fewest Pass Attempts +

5 vs. Auburn (1989)
9 vs. Alabama (1979)
9 vs. Ole Miss (1977)
10 vs. Ole Miss (1980)
11 vs. New Mexico (1989)
11 vs. Miami (1977)
11 vs. LSU (1977)
11 vs. Tennessee (1976)
12 vs. Georgia (1977)
12 vs. Tennessee (1977)

Most Pass Completions +

36 vs. Georgia (2002)
34 vs. Tennessee (2001)
34 vs. Ole Miss (2000)
34 vs. Northern Illinois (1995)
34 vs. Southwestern Louisiana (1993)
33 vs. Louisiana-Monroe (2001)
33 vs. Georgia (1985)
32 vs. Vanderbilt (2005)
32 vs. LSU (1997)
32 vs. Louisville (1992)

Fewest Pass Completions +

1 vs. Auburn (1989)
1 vs. Alabama (1979)
4 vs. Ole Miss (1980)
4 vs. Georgia Tech (1979)
4 vs. Tennessee (1977)
5 vs. New Mexico (1989)
5 vs. Florida St. (1989)
5 vs. LSU (1978)
5 vs. West Texas State (1982)
5 vs. Pittsburgh (1977)
5 vs. Utah (1977)
5 vs. Georgia (1977)

Most Total Plays @

94 vs. Mississippi St. (1990)
93 vs. Georgia (1992)
92 vs. Vanderbilt (1982)
89 vs. Kentucky (2002)
89 vs. Florida St. (1990)
88 vs. Vanderbilt (2010)
86 vs. Mississippi (1986)

*85 vs. Michigan (2003 Outback Bowl)
84—Kentucky (2004)
84—Ball State (2000)
84—Georgia Tech (1980)

Fewest Total Plays @

44 vs. Alabama (1999 SEC Championship)
45 vs. Auburn (2006)
49 vs. Alabama (2009 SEC Championship)
49 vs. Kentucky (1986)
50 vs. Georgia (1987)
50 vs. Florida St. (1987)
51 vs. Kentucky (1979)
52 vs. Alabama (2011)
52 vs. Alabama (1999)
54 vs. Ohio State (2012 Gator Bowl)
54 vs. Tennessee (2008)
54 vs. W. Kentucky (2007, weather shortened)

DEFENSE (TEAM)

Fewest Yards Allowed - Rushing

-56 vs. Arkansas (1997)
-36 vs. NE Louisiana (1998)
-28 vs. Auburn (1997)
-22 vs. Mississippi (1994)
-18 vs. Florida St. (1969)
-14 vs. Auburn (1990)
-10 vs. LSU (1985)
-11 vs. Tennessee (2006)
-9 vs. Tennessee (2011)
-7 vs. LSU (1999)

Fewest Yards Allowed - Passing

-1 vs. Vanderbilt (1958)
0 vs. Georgia (1964)
0 vs. Georgia Tech (1956)
0 vs. Tulane (1968)
3 vs. Georgia Tech (1953)
3 vs. Kentucky (1956)
5 vs. Rice (1959)
5 vs. Miami (1956)
*6 vs. Miami (Ohio) (1973 Tangerine Bowl)
6 vs. Mississippi St. (1957)

Fewest Yards Allowed - Total Defense

59 vs. Western Carolina (2006)
66 vs. Tulane (1961)
67 vs. Kentucky (1996)
71 vs. Citadel (1949)
72 vs. Vanderbilt (1958)
77 vs. Citadel (1952)
*82 vs. Ohio State (2007 BCS Championship)
84 vs. Akron (1990)
89 vs. Arkansas State (1993)
95 vs. Florida St. (2011)
97 vs. Richmond (1970)

Fewest Points Allowed

0—176 times, last vs. UAB (2011)

Fewest Points Allowed (Half)

0—Many times, last vs. Vanderbilt (2011, 1st)

Fewest First Downs Allowed #

- 4 vs. Western Carolina (2006)
- 4 vs. Miami (1974)
- 5 vs. Louisiana-Monroe (2001)
- 5 vs. Kentucky (1996)
- 7 vs. Florida St. (2011)
- 7 vs. Tennessee (1998)
- 7 vs. Arkansas State (1993)
- 7 vs. Akron (1990)
- 7 vs. Tulsa (1987)
- 8 vs. Troy (2009)
- *8 vs. Ohio State (2007 BCS National Champ.)
- 8 vs. Auburn (1990)
- 8 vs. Ole Miss (1989)
- 8 vs. Cal State Fullerton (1987)

Most Interceptions +

- *5 vs. Penn State (2011 Outback Bowl)
- 5 vs. Vanderbilt (2000)
- 4 vs. USF (2010)
- 4 vs. Miami (Ohio) (2010)
- 4 vs. Georgia (2009)
- 4 vs. South Carolina (2004)
- 4 vs. Vanderbilt (2003)
- 4 vs. LSU (2000)
- 4 vs. Tennessee (1996)
- 4 vs. Georgia (1994)
- 4 vs. Mississippi St. (1988)
- 4 vs. Florida St. (1985)
- 4 vs. Florida St. (1983)
- 4 vs. Auburn (1986)
- 4 vs. West Texas State (1982)
- 4 vs. South Carolina (2004)
- 4 vs. Vanderbilt (2003)
- 4 vs. Georgia Tech (1980)
- 4 vs. Kentucky (1978)
- 4 vs. Rice (1976)

SPECIAL TEAMS (TEAM)

Most Kickoff Return Yards @

- *268 vs. Nebraska (1996 Fiesta Bowl)
- 218 vs. Florida St. (1992)
- 213 vs. South Carolina (2010)
- 200 vs. Georgia (2011)
- 193 vs. New Mexico (1989)
- 185 vs. Troy (2007)
- 166 vs. Tennessee (1990)
- 161 vs. Alabama (2009 SEC Championship)
- 159 vs. Kentucky (1989)

- 154 vs. LSU (2010)
- 148 vs. Georgia (2010)

Most Punt Return Yards @

- 272 vs. Kentucky (1996)
- 184 vs. San Jose State (2003)
- 171 vs. Western Carolina (2006)
- 141 vs. Middle Tennessee (2000)
- 120 vs. Mississippi St.
- 106 vs. Auburn (1990)
- 100 vs. South Carolina (1994)
- 98 vs. South Carolina (1997)
- 96 vs. Vanderbilt (2010)
- 95 vs. Alabama (1993)
- 95 vs. Hawaii (2008)

Fewest Punt Return Yards @

- 11 vs. Miami (1986)
- 9 vs. Miami (1982)
- *-8 vs. Nebraska (1996 Fiesta)
- 4 vs. Auburn (2011)
- 4 vs. Mississippi St. (1986)
- 4 vs. Indiana State (1983)
- 3 vs. Miami (1987)
- 2 vs. Vanderbilt (2005)
- 2 vs. Alabama (2005)
- 2 vs. Georgia (1989)
- 2 vs. Florida St. (1982)

Highest Punting Average #

(1979 records not available)

- 76.0 vs. Vanderbilt (1992)
- 62.3 vs. Alabama (2010)
- 58.0 vs. Georgia Southern (1996)
- 58.0 vs. Vanderbilt (1983)
- 57.0 vs. Tennessee (2008)
- 56.0 vs. Kentucky (2010)
- 55.0 vs. South Carolina (1994)
- 54.0 vs. Mississippi St. (1993)
- 54.0 vs. Tennessee (1991)
- 53.3 vs. Ole Miss (1994)

MISCELLANEOUS (TEAM)

Most Fumbles #

- 8 vs. Miami (Ohio) (2010)
- 8 vs. Mississippi St. (1977)
- 7 vs. West Texas State (1982)
- 7 vs. Florida St. (1974)
- 6 vs. 10 teams, last Troy (2009)

Most Fumbles Lost #

- 6 vs. Mississippi St. (1977)
- 5 vs. Mississippi St. (1979)
- 4 vs. Arkansas (2009)
- 4 vs. Tennessee (1998)
- 4 vs. Kentucky (1988)
- 4 vs. Miami (1986)
- 4 vs. Rice (1977)
- 4 vs. Pittsburgh (1977)
- 4 vs. Texas A&M (1976 Sun Bowl)
- 4 vs. Southern Methodist (1975)

Most Penalties Committed #

- 17 vs. Vanderbilt (1996)
- 16 vs. Tennessee (2011)
- 16 vs. Tennessee (1991)
- 15 vs. Mississippi St. (2001)
- 15 vs. Florida St. (1999)
- 15 vs. Arkansas (1997)
- 15 vs. Louisiana Tech (1989)
- 14 vs. 13 teams, last vs. Georgia (2011)

Fewest Penalties Committed #

- 1 vs. Florida St. (1977)
- 1 vs. Miami (1977)
- 2 vs. 17 teams, last LSU (2007)

Most Penalty Yards #

- 152 vs. Kentucky (1987)
- 150 vs. Tennessee (2011)
- 147 vs. Vanderbilt (1996)
- 144 vs. South Carolina (1996)
- 136 vs. Temple (1987)
- 135 vs. Arkansas (1997)
- 134 vs. Miami (2002)
- 134 vs. Florida St. (1989)
- 130 vs. LSU (1998)
- 127 vs. Ole Miss (2007)
- 127 vs. Mississippi St. (1993)
- 127 vs. Tennessee (1991)

Fewest Penalty Yards #

- 5 vs. Florida St. (1977)
- 8 vs. LSU (2007)
- 10 vs. Alabama (1994)
- 10 vs. Alabama (1978)
- 10 vs. Kentucky (1977)
- 10 vs. Georgia (1975)
- 10 vs. Maryland (1974)
- 10 vs. Miami (1974)
- 13 vs. East Carolina (1983)
- 15 vs. Florida St. (1993)
- 15 vs. Vanderbilt (1982)
- 15 vs. Miami (1977)
- 15 vs. Mississippi St. (1977)

FLORIDA OPENING DAY SUPERLATIVES

Longest Active Opening-Day Winning Streaks

- 26 Nebraska
- 22 FLORIDA**
- 15 Wisconsin
- 14 USC

UF Opening Day Highs (Since 1982)

| | |
|---------------------------|---|
| Points | 70 vs. New Mexico (1994) |
| 1st Quarter Points | 28 vs. New Mexico (1994) |
| 2nd Quarter Points | 28 vs. 5 teams, last Charleston Southern (2009) |
| 1st Half Points | 56 vs. New Mexico (1994) |
| 3rd Quarter Points | 28 vs. Hawaii (2008) |
| 4th Quarter Points | 35 vs. Montana State (1988) |
| First Downs | 36 vs. Western Michigan (1999) |
| Rushing Attempts | 51 vs. Ole Miss (1989) |
| Net Yards Rushing | 369 vs. Charleston Southern (2009) |
| Net Yards Passing | 430 vs. Marshall (2001) |
| Passes Attempted | 50 vs. Ball State (2000) |
| Passes Completed | 31 vs. New Mexico (1994) |
| Had Intercepted | 4 vs. 2 teams, last Hawaii (2008) |
| Total Offensive Plays | 87 vs. 3 teams, last Western Michigan (1999) |
| Total Net Yards | 643 vs. UAB (2002) |
| Average Gain Per Play: | 10.4 vs. Charleston Southern (2009) |
| Fumbles | 8 vs. Miami (Ohio) (2010) |
| Fumbles Lost | 3 vs. 3 teams, last Miami (Ohio) (2010) |
| Penalties Committed | 14 vs. SW Louisiana (1996) |
| Penalty Yards | 117 vs. SW Louisiana (1996) |
| Punts | 6 vs. 4 teams, last Southern Miss (1997) |
| Punting Yards | 264 vs. Miami (1983) |
| Punting Average | 53.0 vs. Hawaii (2008) |
| Punt Returns | 10 vs. San Jose State (2003) |
| Punt Return Yards | 184 vs. San Jose State (2003) |
| Kickoff Returns | 6 vs. Western Michigan (1999) |
| Kickoff Return Yards | 129 vs. 2 teams, last Miami (Ohio) (2010) |
| Interceptions | 4 vs. 2 teams, last Miami (Ohio) (2010) |
| Interception Return Yards | 114 vs. SW Louisiana (1996) |
| Time of Possession | 36:01 vs. Ole Miss (1989) |
| Third-Down Conversions | 72.7% vs. Georgia (1986) |
| Fourth-Down Conversions | 100% vs. 7 teams, last Hawaii (2008) |

OPPONENT GAME SUPERLATIVES

- # In records dating to 1974
 + In records dating to 1976
 ^ In records dating to 1979
 @ In records dating to 1980
 * Indicates bowl game

OFFENSE (TEAM)

Top Rushing Yardage

- *524—Nebraska (1996 Fiesta Bowl)
 453—Alabama (1979)
 432—Georgia (1976)
 427—Alabama (1950)
 395—Georgia (1982)
 385—LSU (1977)
 368—Mississippi St. (1975)
 367—Alabama (1948)
 363—Alabama (1971)
 *356—Arkansas (1982 Bluebonnet Bowl)

Top Passing Yardage

- 492—Tennessee (1996)
 446—Florida St. (1993)
 422—Auburn (1970)
 421—Florida St. (1994)
 421—California (1980)
 418—Florida St. (1970)
 415—Kentucky (2007)
 406—Kentucky (1998)
 405—Western Michigan (1999)
 405—Mississippi St. (1993)

Top Total Offensive Yardage

- *629—Nebraska (1996 Fiesta Bowl)
 593—Georgia (1942)
 583—Alabama (1950)
 578—Florida St. (1977)
 566—Auburn (1970)
 566—Florida St. (1993)
 556—Auburn (1971)
 551—Tennessee (1984)
 543—Tennessee (1970)
 536—Mississippi St. (1993)

Most Points Scored

- *62—Nebraska (1996 Fiesta Bowl)
 52—Florida St. (1987)
 47—Mississippi St. (2000)
 45—Florida St. (1992)
 45—Tennessee (1990)
 45—Florida St. (1990)
 45—Georgia Tech (1980)
 44—Georgia (1982)
 42—Georgia (2007)
 42—Vanderbilt (2005)

Most Points Scored (Half)

- 38—Florida St. (1992, 1st)
 38—Tennessee (1990, 2nd)
 *35—Nebraska, Bowl (1996 Fiesta Bowl, 1st)
 *32—Notre Dame, Bowl (1992 Sugar Bowl, 2nd)
 31—Mississippi St. (2000, 2nd)
 30—Tennessee (1995, 1st)

Most First Downs

- 30—Florida St. (1993)
 30—Georgia (1993)
 30—LSU (1977)
 29—Kentucky (2007)

- 29—LSU (2004)
 29—Tennessee (1984)
 *28—Michigan (2008 Capital One Bowl)
 *28—Miami (2001 Sugar Bowl)
 28—Tennessee (1991)
 28—Georgia (1976)
 28—Florida St. (1976)

Most Rushing Attempts ^

- 78—Georgia (1982)
 71—Alabama (1979)
 *68—Nebraska (1996 Fiesta Bowl)
 66—Georgia (1987)
 65—Georgia Southern (1996)
 65—Mississippi St. (1987)
 59—Georgia (1981)
 59—LSU (1980)
 59—Auburn (1980)
 58—Tennessee (1992)
 58—Furman (1981)

Fewest Rushing Attempts ^

- 5—Syracuse (1984)
 10—Tennessee (1984)
 11—Mississippi St. (1984)
 13—Vanderbilt (1983)
 14—Georgia (1993)
 16—Georgia (1994)
 18—Florida St. (2006)
 18—Kentucky (1998)
 18—Tennessee (1996)
 *20—Iowa (2006 Outback Bowl)
 20—Tennessee (1997)

Most Rushing Touchdowns

- *6—Nebraska (1996 Fiesta Bowl)
 5—Georgia (1997)
 5—Florida St. (1992)
 5—Georgia (1982)
 4—Alabama (2011)
 4—South Carolina (2010)
 4—South Carolina (2005)
 4—Kentucky (2005)
 *4—Michigan (2003 Outback Bowl)
 4—Mississippi St. (2000)
 4—Florida St. (1990)
 4—Auburn (1983)

Most Passing Touchdowns @

- 5—Kentucky (2007)
 5—Tennessee (1993)
 4—Vanderbilt (2005)
 4—Tennessee (1996)
 4—Florida St. (1993)
 4—Florida St. (1988)

Most Pass Attempts +

- 65—Tennessee (1996)
 65—Georgia (1993)
 63—West Texas State (1982)
 61—Kentucky (1998)
 60—Kentucky (2000)
 60—Kentucky (1997)
 56—Tennessee (1991)
 *55—Iowa (2006 Outback Bowl)
 55—UCF (1999)

Fewest Pass Attempts +

- 4—Ohio (2002)
 7—Tulsa (1979)
 7—Alabama (1979)
 8—Arkansas State (1993)
 8—Georgia (1985)
 8—Kentucky (1979)
 9—Mississippi St. (2010)
 9—Tennessee (1992)
 9—Georgia (1979)
 10—Auburn (1983)

Most Pass Completions +

- 43—California (1980)
 40—Kentucky (1998)
 40—Florida St. (1994)
 38—Florida St. (1993)
 37—Tennessee (1996)
 36—Kentucky (1999)
 36—Georgia (1993)
 35—Kentucky (2007)
 35—Kentucky (2000)
 34—UCF (1999)
 34—Kentucky (1997)

Fewest Pass Completions +

- 2—Ohio (2002)
 2—Auburn (1981)
 2—Alabama (1979)
 2—Georgia (1977)
 3—Arkansas State (1993)
 3—Tennessee (1992)
 3—Georgia (1985)
 3—Mississippi St. (1981)
 3—Mississippi St. (1979)
 4—Mississippi St. (2010)
 *4—Ohio State (2007 BCS National Champ.)
 4—Georgia (1987)
 4—Georgia (1986)
 4—Georgia (1982)
 4—Tulsa (1979)
 4—Auburn (1978)

Most Total Plays @

- 94—Kentucky (1981)
 90—LSU (1984)
 90—Georgia (1982)
 89—Kentucky (2000)
 88—Florida St. (1993)
 86—Kentucky (1997)
 *86—Michigan (2008 Capital One Bowl)
 85—Kentucky (2007)
 85—Georgia (2000)
 85—Tennessee (1991)
 85—West Texas State (1985)

Fewest Total Plays @

- *37—Ohio State (2007 BCS National Champ.)
 40—Western Carolina (2006)
 47—Louisiana-Monroe (2001)
 47—Mississippi St. (1990)
 47—LSU (2009)
 49—Arkansas State (1993)
 50—Syracuse (1984)
 51—Tennessee (2009)
 51—Mississippi (1989)
 51—Georgia (1984)

DEFENSE (TEAM)

Fewest Yards Allowed - Rushing

- 78—Mississippi St. (2000)
 -36—Auburn (2001)
 -33—Florida St. (1993)
 *-30—West Virginia (1981 Peach Bowl)
 *-28—Nebraska (1996 Fiesta Bowl)
 -19—Georgia (2011)
 -17—Syracuse (1991)
 -15—SMU (1972)
 -13—Tennessee (1998)
 -10—Mississippi St. (1981)
 -10—Mississippi (1946)

Fewest Yards Allowed - Passing

- 0—Mississippi St. (1958)
 0—Furman (1947)
 1—Georgia Tech (1953)
 2—Auburn (1955)
 3—Mississippi St. (1955)
 5—Miami (1956)
 6—Auburn (1989)
 7—Alabama (1979)
 10—Kentucky (1951)

Fewest Yards Allowed - Total Defense

- 32—Georgia Tech (1963)
 60—Vanderbilt (1946)
 66—Alabama (1979)
 76—Georgia Tech (1953)
 83—Auburn (1957)
 93—Mississippi St. (1956)
 94—Georgia Tech (1962)
 94—Mississippi St. (1958)
 95—Mississippi (1947)
 101—Kentucky (1950)

Fewest Points Allowed

- 0—105 times, last Auburn (1988)

Fewest Points Allowed (Half)

- 0—40 times, last Florida St. (2011, 1st)

Fewest First Downs Allowed

- 3—Alabama (1979)
 6—Alabama (1999 SEC Championship)
 6—Miami (1975)
 7—Auburn (1988)
 7—Kentucky (1979)
 8—Alabama (1978)
 9—LSU (2011)
 9—Alabama (2011)
 9—Georgia (1988)
 9—Kentucky (1986)
 9—Mississippi St. (1981)
 9—Pittsburgh (1977)
 9—Kentucky (1976)

Most Interceptions +

- 7—Kentucky (1993)
 7—Miami (1978)
 5—Auburn (1994)
 5—Mississippi St. (1992)
 5—Tennessee (1990)
 5—LSU (1986)
 5—Florida St. (1979)

SPECIAL TEAMS (TEAM)**Most Kickoff Return Yards @**

260—Tennessee (2007)
 241—Furman (2011)
 236—Southern Miss (1994)
 232—Citadel (2008)
 231—Akron (1990)
 221—Miami (2003)
 *226—Cincinnati (2010 Sugar Bowl)
 215—Florida St. (2003)
 213—New Mexico State (1994)
 209—Florida St. (1992)
 202—Kentucky (1994)

Most Punt Return Yards @

123—LSU (2003)
 105—Florida St. (1985)
 92—Kentucky (2002)
 *82—Miami (2001 Sugar Bowl)
 *81—Miami (2004 Peach Bowl)
 77—Auburn (1985)
 74—South Carolina (2003)
 74—Tennessee (1992)
 74—Florida St. (1991)
 73—Mississippi St. (2004)

Fewest Punt Return Yards @

-10—LSU (2006)
 -8—LSU (1986)
 -7—Florida St.
 -5—Arkansas (2004)
 -4—Arkansas (2006 SEC Championship)
 -3—Mississippi St. (2005)
 -3—Tennessee (1984)
 -3—Florida St. (1980)
 -2—Vanderbilt (2005)
 -2—Alabama (2005)
 -2—Hawaii (2008)

Highest Punting Average @

1979 records not available
 55.3—Mississippi St. (2004)
 54.8—Florida St. (1981)
 53.3—Duke (1975)
 52.7—Tennessee (1996)
 52.5—Georgia (2009)
 52.4—Auburn (1993)
 51.7—Vanderbilt (2005)
 51.5—Georgia (2004)
 50.3—Florida St. (1991)
 50.0—Georgia (1985)

MISCELLANEOUS (TEAM)**Most Fumbles #**

11—Pittsburgh (1977)
 8—Vanderbilt (2010)
 8—Tennessee (2002)
 8—Florida St. (1984)
 8—Georgia (1977)
 8—Southern Methodist (1975)
 7—Vanderbilt (1993)
 7—West Texas State (1982)
 7—Auburn (1980)
 7—Florida St. (1975)
 7—Miami (1974)

Most Fumbles Lost #

6—Vanderbilt (1993)
 6—Pittsburgh (1977)
 5—Auburn (1981)
 5—LSU (1980)
 5—Georgia (1977)
 5—Mississippi St. (1975)
 4—Middle Tennessee (2000)
 4—Tennessee (1995)
 4—SW Louisiana (1985)
 4—Miami (1983)
 4—California (1980)
 4—Rice (1977)
 4—Florida St. (1975)

Most Penalties Committed #

16—Miami (2003)
 16—Florida St. (1998)
 15—Auburn (2002)
 15—Tennessee (1999)
 15—Florida St. (1986)
 14—Miami (2002)
 14—Mississippi St. (2001)
 14—Miami (1984)
 13—LSU (2006)
 13—LSU (1996)
 13—Ole Miss (1994)
 13—San Jose State (1991)
 13—Temple (1987)

Fewest Penalties Committed #

0—The Citadel (2008)
 1—12 times, last Vanderbilt (2010)

Most Penalty Yards #

143—Florida St. (1996)
 134—Miami (2003)
 134—Miami (2002)
 127—Florida St. (1998)
 118—Florida St. (2008)
 118—Arkansas (2003)
 116—Florida St. (1984)
 114—Ole Miss (1994)
 112—Tennessee (1999)
 111—Florida St. (1992)
 111—Temple (1987)

Fewest Penalty Yards #

0—The Citadel (2008)
 5—Vanderbilt (2010)
 5—Alabama (2009 SEC Championship)
 5—Kentucky (2005)
 *5—Penn State (1998 Citrus Bowl)
 5—Georgia (1983)
 5—Auburn (1981)
 5—Georgia (1977)
 8—Houston (1976)
 10—Louisiana-Monroe (2001)
 10—Kentucky (1999)
 10—Tennessee (1990)
 10—Army (1978)

OPPONENT INDIVIDUAL**Rushing Yards**

238—Herschel Walker, Georgia (1980)
 228—Travis Stephens, Tennessee (2001)
 219—Herschel Walker, Georgia (1982)
 212—Marcus Lattimore, South Carolina (2010)
 204—Willis McGahee, Miami (2002)
 204—Steve Jones, Duke (1971)
 *199—Tommie Frazier, Nebraska (1996 Fiesta Bowl)
 198—Kevin McLee, Georgia (1976)
 196—Bo Jackson, Auburn (1983)
 192—Herschel Walker, Georgia (1981)
 188—Knowshon Moreno, Georgia (2007)

Passing Yards

492—Peyton Manning, Tennessee (1996)
 446—Charlie Ward, Florida St. (1993)
 421—Danny Kanell, Florida St. (1994)
 421—Rich Campbell California (1980)
 415—Andre' Woodson, Kentucky (2007)
 406—Tim Couch, Kentucky (1998)
 405—Tim Lester, Western Michigan (1999)
 405—Todd Jordan, Mississippi St. (1993)
 394—Victor McGee, West Texas State (1982)
 392—Andy Kelly, Tennessee (1991)

Total Offense

*524—Chad Henne, Michigan (2008 Capital One Bowl)
 475—Peyton Manning, Tennessee (1996)
 475—Charlie Ward, Florida St. (1993)
 427—Danny Kanell, Florida St. (1994)
 419—Eric Zeier, Georgia (1993)
 411—Victor McGee, West Texas State (1982)
 403—Charlie Ward, Florida St. (1992)
 398—Tim Couch, Kentucky (1998)
 398—Quincy Carter, Georgia (1998)
 395—Todd Jordan, Mississippi State (1993)

Receiving Yards

208—Danny Knight, Mississippi St. (1982)
 206—Craig Yeast, Kentucky (1998)
 196—David Houser, Rice (1976)
 187—Marvin Minnis, Florida St. (2000)
 181—Chauncey Stovall, Florida St. (2004)
 172—Lawrence Dawsey, Florida St. (1990)
 170—Jordan Matthews, Vanderbilt (2011)
 170—Charles Lee, UCF (1999)
 166—Steve Neal, Western Michigan (1999)
 164—Kevin Beard, Miami (2003)
 161—Peerless Price, Tennessee (1996)

OPPONENT LONGEST PLAYS**Rushing**

99—Kelsey Finch, Tennessee (1977)
 89—Tim Worley, Georgia (1985)
 87—Billy Jackson, Alabama (1978)
 80—Bo Jackson, Auburn (1983)
 77—Freddie Milons, Alabama (1999 SEC Championship)
 77—Marcus Rhoden, Mississippi St. (1964)
 76—Jerious Norwood, Mississippi St. (2005)
 76—Keith Henderson, Georgia (1985)
 *75—Tommie Frazier, Nebraska (1996 Fiesta Bowl)
 74—Willie McClendon, Georgia (1977)

Passing

97—Tim Couch (Kentucky) to Craig Yeast (1998)
 94—Freddie Kitchens (Alabama) to Michael Vaughn (1996)
 93—Buck Belue (Georgia) to Lindsay Scott (1980)
 87—Brodie Croyle (Alabama) to Tyrone Prothro (2005)
 87—Tommy Pharr (Mississippi St.) to Eric Hogatt (1969)
 86—Jevon Snead (Ole Miss) to Shay Hodge (2008)
 84—Matt Stafford (Georgia) to M. Massaquoi (2007)
 80—John Bond (Mississippi St.) to Danny Knight (1982)
 80—Larry McCrimmon (Kentucky) to Felix Wilson (1978)
 80—Richard Appleby (Georgia) to Gene Washington (1975)
 80—Pat Sullivan (Auburn) to Terry Beasley (1970)

Kick Returns

100—Derek Abney, Kentucky (2002)
 100—Craig Yeast, Kentucky (1998)
 99—J.W. Brodnax, LSU (1957)
 98—Curtis Martin, Air Force (1968)
 97—Devin Hester, Miami (2003)
 96—Kentucky, John Bolden 11 yds., lateral to Phil Logan 85 yds (1989)
 95—Kirby Dar Dar, Syracuse (1991)
 93—Ted Ginn, Jr., Ohio State (2006)
 93—John Bahen, Miami (1961)
 91—Dale Carter, Tennessee (1990)
 90—Boo Williams, South Carolina (1997)

Punt Returns

89—James Owens, Auburn (1970)
 80—Skyler Green, LSU (2003)
 80—Harold Perry, SMU (1978)
 73—Jonathan Lowe, Mississippi St. (2004)
 68—Kris Silverthorn, SMU (1972)
 65—Brandon Smith, Vanderbilt (2002)
 63—Lionel James, Auburn (1982)
 63—Scott Woerner, Georgia (1978)
 59—Ronnie Barber, LSU (1975)
 59—Jake Scott, Georgia (1968)

Field Goals

*62—Tony Franklin, Texas A & M (1977 Sun Bowl)
 60—Gary Cismesia, Florida St. (2007)
 *55—Scott Bentley, Florida St. (1997 Sugar Bowl)
 55—Dan Miller, Miami (1981)
 54—Sebastian Janikowski, Florida St. (1999)
 53—Todd Sievers, Miami (2002)
 53—Derek Schmidt, Florida St. (1987)
 52—7 times, most recent: Xavier Beitia, Florida St. (2004)

UF STAT CHAMPIONS

SEC STAT CHAMPIONS (TEAM)

Scoring Offense

1952—29.0 ppg
1984—31.0 ppg
1991—32.8 ppg
1994—43.4 ppg
1995—44.5 ppg
1996—46.6 ppg
1997—37.2 ppg
2000—37.3 ppg
2001—43.8 ppg
2007—43.1 ppg
2008—43.6 ppg

Scoring Defense

1984—15.5 ppg
1998—14.1 ppg
2001—14.1 ppg
2008—12.9 ppg

Rushing Offense

1975—302.4 ypg
2008—231.1 ypg

Rushing Defense

1965—88.4 ypg
1984—121.5 ypg
1989—88.6 ypg
1990—85.6 ypg
1991—100.3 ypg
1994—84.6 ypg
1997—70.7 ypg
1998—90.7 ypg
2006—72.5 ypg
2007—99.3 ypg

Passing Offense

1965—203.3 ypg
1966—224.2 ypg
1967—195.4 ypg
1969—301.6 ypg
1976—162.1 ypg
1985—265.8 ypg
1990—290.6 ypg
1991—308.5 ypg
1992—286.7 ypg
1993—339.3 ypg
1995—360.8 ypg
1996—333.9 ypg
2001—405.2 ypg
2002—270.7 ypg
2004—271.1 ypg

Passing Defense

1955—42.0 ypg
1964—64.0 ypg
1973—85.3 ypg
1983—151.2 ypg
1987—137.5 ypg
1988—123.6 ypg
2009—151.5 ypg

Passing Efficiency

2001—170.1 rating
2007—170.2 rating
2008—170.7 rating
2009—167.3 rating

Passing Efficiency Defense

1997—100.85 rating
1998—100.45 rating
2001—100.1 rating
2008—96.7 rating

Total Offense

1965—337.6 ypg
1966—361.1 ypg
1967—367.3 ypg
1969—434.8 ypg
1975—405.5 ypg
1976—400.0 ypg
1990—452.6 ypg
1995—534.4 ypg
1996—503.9 ypg
2001—527.6 ypg
2002—406.9 ypg
2004—426.9 ypg
2007—462.0 ypg
2008—445.1 ypg
2009—442.4 ypg

Total Defense

1965—201.7 ypg
1973—202.1 ypg
1981—256.9 ypg
1984—302.3 ypg
1985—282.8 ypg
1987—268.7 ypg
1989—241.9 ypg
1998—286.6 ypg
2001—290.2 ypg

Turnover Margin

2008—+1.57 turnovers per game

First Downs

2006—285
2008—306
2009—286

3rd Down Conversions

2008—51.6% (83 of 161)
2009—49.2% (87 of 177)

Punting

2008—43.4 yards per punt

Kickoff Returns

2010—26.3 yards per return

Field Goals

2008—92.3% (12 of 13)

Opponent 4th Down Conversions

2008—33.3% (8 of 24)

Red Zone Defense

2008—69.2% (27 of 39; 18TDs, 9 FGs)

On-Side Kicks Allowed

2008—0 of 3 attempts
2009—0 of 0 attempts
2010—0 of 0 attempts

SEC STAT CHAMPIONS (INDIVIDUAL)

Rushing

Beginning in 1970, ranked on yds/game

1962—Larry Dupree, 604 yds
1966—Larry Smith, 742 yds
1975—Jimmy DuBose, 1,307 yds (118.8 ypg)
1987—Emmitt Smith, 1,341 yds (121.9 ypg)
1989—Emmitt Smith, 1,599 yds (145.4 ypg)
1991—Errict Rhett, 1,109 yds (100.8 ypg)
2004—Ciatrick Fason, 1,267 yards (105.6 ypg)

Passing

Beginning in 1967, ranked on eff. rating

1965—Steve Spurrier, 1,893 yds
1966—Steve Spurrier, 2,012 yds
1976—Jimmy Fisher, 155.36 rating
1983—Wayne Peace, 128.00 rating
1984—Kerwin Bell, 148.00 rating
1991—Shane Matthews, 148.84 rating
1994—Terry Dean, 165.8 rating
1995—Danny Wuerffel, 178.4 rating
1996—Danny Wuerffel, 170.6 rating
2000—Rex Grossman, 161.8 rating
2001—Rex Grossman, 170.8 rating
2004—Chris Leak, 144.9 rating
2007—Tim Tebow, 172.5 rating
2008—Tim Tebow, 172.4 rating
2009—Tim Tebow, 164.2 rating

Receiving

Beginning in 1970, ranked on rec/game

1964—Charley Casey, 47 for 673
1965—Charley Casey, 58 for 809
1969—Carlos Alvarez, 88 for 1,329
1974—Lee McGriff, 3.3 rpg (36 for 698)
1980—Cris Collinsworth, 3.6 rpg (40 for 599)
1990—Kirk Kirkpatrick, 5.0 rpg (55 for 770)
1992—Willie Jackson, 5.2 rpg (62 for 722)
1995—Chris Doering, 5.8 rpg (70 for 1,045)
2000—Jabar Gaffney, 5.9 rpg (71 for 1,184)
2002—Taylor Jacobs, 6.4 rpg (71 for 1,088)
2004—O.J. Small, 5.25 rpg (63 for 719)
2005—Chad Jackson, 7.33 rpg (88 for 900)

Total Offense

Beginning in 1970, ranked on yds/game

1965—Steve Spurrier, 2,123 yds
1966—Steve Spurrier, 2,095 yds
1969—John Reaves, 2,852 yds
1976—Jimmy Fisher, 163.5 ypg
1990—Shane Matthews, 265.9 ypg
1991—Shane Matthews, 285.5 ypg
1992—Shane Matthews, 264.7 ypg
1995—Danny Wuerffel, 284.1 ypg

1996—Danny Wuerffel, 293.8 ypg
2001—Rex Grossman, 354.9 ypg
2002—Rex Grossman, 256.7 ypg
2004—Chris Leak, 266.4 ypg
2007—Tim Tebow, 330.8 ypg

Scoring

Beginning in 1970, ranked on pts/game

1947—Bobby Forbes, 54 pts
1969—Tommy Durrance, 110 pts
1983—Bobby Raymond, 89 pts (8.1 ppg)
1984—Bobby Raymond, 103 pts (9.4 ppg)
1991—Arden Czyzewski, 77 pts (7.0 ppg)
1994—Judd Davis, 107 pts (8.9 ppg)
1996—Reidel Anthony, 110 pts (9.2 ppg)
2001—Jeff Chandler, 103 pts (10.3 ppg)
2007—Tim Tebow, 132 pts (11 ppg)
2008—Percy Harvin, 102 pts (8.5 ppg)

Scoring (Touchdowns Only)

2008—Percy Harvin, 102 pts (8.5 ppg)

Scoring (Kicking Only)

2008—Jonathan Phillips, 114 pts (8.1 ppg)
2011—CALEB STURGIS, 97 pts (8.08 ppg)

Interceptions (Season)

2006—Ryan Smith, 8
2008—Ahmad Black, 7

NATIONAL STAT CHAMPIONS (TEAM)

Scoring Offense

1996—46.6 ppg

Rushing Defense

2006—72.5 ypg

Passing Offense

2001—405.2 ppg

Passing Defense

1954—42.0 ypg

Passing Efficiency

2001—170.1 rating
2009—167.3 rating

Touchdown Passes

1993—41
1994—43
1995—48
1996—42

Yards Per Play

1996—7.1

Turnovers Gained

2000—40

Passes Had Intercepted (Offense)

2008—5

Passes Intercepted (Defense)

2008—26

NATIONAL STAT CHAMPIONS (INDIVIDUAL)

Passing

1969—John Reaves, 2,896 yds
1995—Danny Wuerffel, 178.4 rating
2001—Rex Grossman, 170.8 rating
2009—Tim Tebow, 164.2 rating

Touchdown Passes

1995—Danny Wuerffel, 35
1996—Danny Wuerffel, 39

Touchdown Catches

1994—Jack Jackson, 15
1995—Chris Doering, 17
1996—Reidel Anthony, 18

Total Offense

2001—Rex Grossman, 354.9 ypg

Punting

1955—Don Chandler, 44.3 avg

Punt Returns

1984—Ricky Nattiel, 15.7 avg

Earliest Game by a Freshman Reaching 1,000 Yards (Season)

1987—Emmitt Smith, 7th game, 1,011 vs. Temple, Oct. 17

Most Touchdown Passes in Freshman and Sophomore Seasons

55—Rex Grossman, 2000 (21) and 2001 (34)

Interceptions

2008—Ahmad Black, 7

TEAM RECORDS

Includes Bowl Games

GAME

Scoring

Most points (modern): 82, Florida 82, Central Michigan 6 (1997)
Fewest points: 0, 105 times, last vs. Auburn (1988)
Most points by an opponent: 62, Nebraska (1995, Fiesta Bowl)
Fewest points by an opponent: 0, 22 times, last vs. UAB (2011)
Most points scored in a half: 56, Central Michigan (1997, 1st)
Most opponent points scored in a half: 38, Florida St. (1992, 1st)
Most FGs: 6, Florida St. (1983); Kentucky (1984)
Most PATs: 11, West Texas State (1982)

First Downs

Most first downs: 36, LSU (1996), Western Michigan (1999)
Fewest first downs: 6, Alabama (1999 SEC CG)
Opponent most first downs: 30, Florida St. (1993), Georgia (1993)
Opponent fewest first downs: 2, South Carolina (1936)

Rushing

Most/fewest attempts: Most – 73, Georgia Tech (1954); Fewest – 15, Florida St. (1993)
Most/fewest yards: Most – 531, Utah (1977); Fewest – (-78), Mississippi St. (2000)
Most/fewest rushing TDs: Most – 8, Montana State (1988), The Citadel (1953); Fewest – 0, 54 times, last vs. Ohio State (2012 Gator Bowl)
Most/fewest opponent attempts: Most – 78, Georgia (1982); Fewest – 5, Syracuse (1984)
Most/fewest opponent yards: Most – 524, Nebraska (1995 Fiesta Bowl); Fewest – (-56), Arkansas, 1997
Most/fewest opponent rushing TDs: Most – 6, Nebraska (1995, Fiesta Bowl); Fewest – 0, many times, last vs. Ohio St. (2012 Gator Bowl)

Passing

Most/fewest attempts: Most – 66, Auburn (1969); Fewest – 5, Auburn (1989)
Most/fewest completions: Most – 36, Georgia (2002); Fewest – 1, Auburn (1989)
Most/fewest yards: Most – 512, SW Louisiana (1993); Fewest – 0, Mississippi St. (1958), Furman (1947)
Most/fewest passing TDs: Most – 9, Central Michigan (1997); Fewest – 0, many times, last at South Carolina (2011)
Most/fewest opponent attempts: Most – 65, Tennessee (1996), Georgia (1993); Fewest – 4, Ohio (2002)
Most/fewest opponent completions: Most – 40, Kentucky (1998), Florida St. (1994); Fewest – 2, Ohio (2002), Auburn (1981)
Most/fewest opponent yards: Most – 492, Tennessee (1996); Fewest – (-1), Vanderbilt (1958)
Most/fewest opponent passing TDs: Most – 5, Kentucky (2007); Fewest – 0, many times, last vs. Florida St. (2011)
Most INTs thrown: 9, Auburn (1969)

Total Offense

Most/fewest plays: Most – 94, 45 pass, 49 rush, Mississippi St. (1990), Fewest – 44, 24 pass, 20 rush, Alabama (1999 SEC CG)
Most/fewest yards: Most – 774, 394 rush, 380 pass, West Texas State (1982), Fewest – 108, 63 pass, 45 rush, Mississippi (1981)
Most/fewest opponent plays: Most – 94, Kentucky (1981); Fewest – 37, 14 pass, 23 rush, Ohio State (2006 BCS NC)
Most/fewest opponent yards: Most – 629, 524 rush, 105 pass, Nebraska (1995 Fiesta Bowl); Fewest – 32, Georgia Tech (1963)

Kick Return (Since 1982)

Most/fewest kickoff return yards: Most – 268, Nebraska (1995 Fiesta Bowl); Fewest – 0, many times, last vs. Hawaii (2008)
Most/fewest opponent kickoff return yards: Most – 260, Tennessee (2007); Fewest – 0, three times, last vs. Georgia (1987)

Punt Return (Since 1982)

Most/fewest punt return yards: Most – 272, Kentucky (1996); Fewest – (-11), Miami (1986)
Most/fewest opponent punt return yards: Most – 260, Tennessee (2007); Fewest – 0, four times, last vs. Mississippi St. (2010)

Penalties

Most/fewest penalties: Most – 17, Vanderbilt (1996); Fewest – 2, four times, last vs. LSU (2007)
Most/fewest opponent penalties: Most – 16, Miami (2003); Fewest – 0, The Citadel (2008)
Most/fewest penalty yards: Most – 152, Kentucky (1987); Fewest – 8, LSU (2007)
Most/fewest opponent penalty yards: Most – 143, Florida St. (1996); Least – 0, The Citadel (2008)

Turnovers

Most forced: 10, Florida St. (1972)
Most fumbles forced: 12, LSU (1980)
Most fumbles recovered: 6, Vanderbilt (1993); Pittsburgh (1977); Florida State (1972)
Most INTs: 6, Clemson (1952)

Punting

Most punts: 23, Georgia Tech (1938)
Most opponent punts: 21, Georgia Tech (1939)

Time of Possession (Since 1982)

Most time of possession: 40:48, Ohio State (2006 BCS NC)
Shortest time of possession: 17:13, Alabama (1999)

SEASON

Scoring

Most points scored: 611 (2008)
Fewest points scored: 97 (1961)
Most PATs attempted: 82 (2008)
Most PAT made: 81 (2008)

First Downs

Most first downs: 327 – 133 rush, 181 pass, 13 penalty (1995)
Fewest first downs: 102 – 81 rush, 19 pass, 2 penalty (1955)

Rushing

Most attempts: 648 (11 games in 1975)
Most yards: 3,326 (11 games in 1975)
Most rushing TDs: 42 (14 games in 2008)

Passing

Most yards: 4,330 (12 games in 1995)
Most completions: 295 (13 games in 2002)
Most attempts: 517 (13 games in 2002)
Most TD passes: 48 (12 games in 1995)
Highest completion percentage: 68.8% – 203 of 295 (1982) (Set NCAA Record, since passed)
Most INTs: 23 (11 games in 1971)

Total Offense

Most plays: 982 - 517 pass, 465 rush (13 games in 2002)
Total yards: 6,413 (12 games in 1995)

Turnovers

Best turnover margin: +24 (2008)
Most forced in a season: 50 (1972 and 1975)
Most fumbles recovered: 25 (1972 and 1975)
Most interceptions: 26 (14 games in 2008)

Punting

Most punts: 110 (1937)
Most opponent punts: 128 (1939)
Best return average: 19.7 (32 returns in 1947)

High Points, Streaks

Most wins (season): 13 (2006, 2008, 2009)
Most losses (season): 10 (1979)
Most consecutive wins: 12 (1995, 2009)
Consecutive conference wins: 9 (1996)
Most weeks ranked No. 1: 12 (2009)
Most consecutive weeks ranked No. 1 (AP): 14 (2009)

Streaks – Multiple Seasons

Consecutive games without a loss: 22 (2008-09; last 10 games of 2008 and first 12 games of 2009); third longest in SEC history
Consecutive games without a win: 13 (1978-79; 2 in 1978 and 11 in 1979); 13 (1945-47; 1 in 1945, 9 in 1946 and 3 in 1947)
SEC regular-season winning streak: 22 (1994-97; 3 in 1994, 8 in 1995, 8 in 1996 and 3 in 1997)
Home winning streak: 30 (1994-99; 3 in 1994, 6 each in 1995-98, 3 in 1999)
Away winning streak: 12 (2007-10; 2 in 2007, 5 in 2008, 4 in 2009, 1 in 2010)
Scoring streak: 297 (1988-present)

SEASON BESTS

OFFENSE

Rushing Yards Per Game

| | | |
|-------|------|------------------------|
| 302.4 | 1975 | 3,326 yds. in 11 games |
| 271.8 | 1974 | 2,990 yds. in 11 games |
| 244.8 | 1989 | 2,693 yds. in 11 games |
| 244.8 | 1984 | 2,693 yds. in 11 games |
| 244.8 | 1977 | 2,693 yds. in 11 games |
| 237.9 | 1976 | 2,617 yds. in 11 games |
| 231.1 | 2008 | 3,236 yds. in 14 games |
| 221.8 | 2009 | 3,105 yds. in 14 games |
| 215.5 | 1952 | 2,155 yds. in 10 games |
| 206.4 | 1948 | 2,064 yds. in 10 games |

Rushing Touchdowns

| | |
|----|------|
| 42 | 2008 |
| 39 | 2007 |
| 31 | 2010 |
| 30 | 2009 |
| 25 | 1996 |
| 25 | 1976 |
| 25 | 1975 |
| 24 | 2006 |
| 24 | 1995 |
| 23 | 1988 |
| 23 | 1982 |

Rushing Yards Per Attempt

| | |
|-----|------|
| 5.9 | 2008 |
| 5.9 | 1976 |
| 5.6 | 2009 |
| 5.3 | 2007 |
| 5.1 | 1995 |
| 5.1 | 1975 |
| 5.0 | 1989 |
| 5.0 | 1984 |
| 4.8 | 1977 |
| 4.7 | 2006 |
| 4.7 | 1953 |

Passing Yards Per Game

| | | |
|-------|------|------------------------|
| 405.2 | 2001 | 4,457 yds. in 11 games |
| 368.0 | 1995 | 4,330 yds. in 12 games |
| 346.1 | 1998 | 3,807 yds. in 11 games |
| 339.3 | 1993 | 4,072 yds. in 12 games |
| 333.9 | 1996 | 4,007 yds. in 12 games |
| 311.7 | 1994 | 3,740 yds. in 12 games |
| 308.5 | 1991 | 3,393 yds. in 11 games |
| 308.2 | 2000 | 3,692 yds. in 12 games |
| 301.6 | 1969 | 3,016 yds. in 10 games |
| 290.6 | 1990 | 3,197 yds. in 11 games |

Passing Touchdowns

| | |
|----|------|
| 48 | 1995 |
| 43 | 2001 |
| 43 | 1994 |
| 42 | 1996 |
| 41 | 1993 |
| 35 | 1998 |
| 34 | 2000 |
| 33 | 2008 |
| 32 | 2007 |
| 32 | 1997 |
| 32 | 1991 |

Passing Efficiency

| | |
|-------|------|
| 171.8 | 1995 |
| 170.7 | 2008 |
| 170.2 | 2007 |

| | |
|-------|------|
| 170.1 | 2001 |
| 167.3 | 2009 |
| 164.4 | 1996 |
| 161.8 | 1985 |
| 156.6 | 1994 |
| 154.3 | 1998 |
| 150.7 | 1991 |

Pass Completions

| | |
|-----|------|
| 295 | 2002 |
| 290 | 1992 |
| 287 | 1995 |
| 284 | 1993 |
| 267 | 1994 |
| 265 | 2000 |
| 255 | 2006 |
| 249 | 2009 |
| 246 | 1990 |
| 244 | 2003 |

Completion Percentage

| | |
|------|------|
| .688 | 1982 |
| .684 | 2009 |
| .665 | 2007 |
| .644 | 2001 |
| .641 | 2008 |
| .639 | 2006 |
| .633 | 1983 |
| .628 | 1995 |
| .626 | 2005 |
| .622 | 1985 |

Total Yards Per Game

| | | |
|-------|------|------------------------|
| 534.4 | 1995 | 6,413 yds. in 12 games |
| 527.5 | 2001 | 5,803 yds. in 11 games |
| 503.9 | 1996 | 6,047 yds. in 12 games |
| 476.6 | 1993 | 5,719 yds. in 12 games |
| 462.8 | 1994 | 5,553 yds. in 12 games |
| 461.9 | 1998 | 5,081 yds. in 11 games |
| 457.9 | 2009 | 6,410 yds. in 14 games |
| 457.2 | 2007 | 5,943 yds. in 13 games |
| 457.1 | 1991 | 5,028 yds. in 11 games |
| 452.6 | 1990 | 4,978 yds. in 11 games |

Points Per Game

| | | |
|------|------|------------------------|
| 46.6 | 1996 | 559 points in 12 games |
| 44.5 | 1995 | 534 points in 12 games |
| 43.8 | 2001 | 482 points in 11 games |
| 43.6 | 2008 | 611 points in 14 games |
| 43.4 | 1994 | 521 points in 12 games |
| 42.5 | 2007 | 552 points in 13 games |
| 39.3 | 1993 | 472 points in 12 games |
| 37.3 | 2000 | 448 points in 12 games |
| 37.2 | 1997 | 409 points in 11 games |
| 35.9 | 2009 | 502 points in 14 games |

Total Points Scored

| | |
|-----|------|
| 611 | 2008 |
| 552 | 2007 |
| 514 | 1996 |
| 502 | 2009 |
| 500 | 1995 |
| 497 | 1994 |
| 482 | 2001 |
| 472 | 1993 |
| 448 | 2000 |
| 416 | 2006 |

Offensive Plays

| | |
|-----|------|
| 982 | 2002 |
| 926 | 1992 |
| 919 | 2009 |
| 888 | 1993 |
| 885 | 2010 |
| 875 | 2006 |
| 874 | 2008 |
| 867 | 1995 |
| 860 | 2003 |
| 855 | 1990 |

Yards Per Play

| | |
|-----|------|
| 7.4 | 1995 |
| 7.1 | 2008 |
| 7.1 | 1996 |
| 7.0 | 2009 |
| 7.0 | 2007 |
| 6.9 | 1976 |
| 6.7 | 1998 |
| 6.6 | 1994 |
| 6.4 | 1993 |
| 6.4 | 1991 |

First Downs Per Game

| | | |
|------|------|-----------------|
| 27.3 | 1995 | 327 in 12 games |
| 26.5 | 2001 | 292 in 11 games |
| 25.3 | 1996 | 303 in 12 games |
| 24.8 | 1993 | 298 in 12 games |
| 24.8 | 1990 | 273 in 11 games |
| 23.7 | 1994 | 284 in 12 games |
| 23.7 | 1991 | 261 in 11 games |
| 23.6 | 1969 | 236 in 10 games |
| 23.5 | 2007 | 305 in 13 games |
| 23.2 | 2002 | 301 in 13 games |

Third-Down Conversions

| | |
|---------------|------|
| .534 (78-146) | 2007 |
| .520 (83-161) | 2008 |
| .519 (82-158) | 1994 |
| .517 (91-176) | 1983 |
| .500 (79-158) | 1984 |
| .497 (72-145) | 1995 |
| .492 (87-177) | 2009 |
| .454 (60-132) | 2002 |
| .447 (71-159) | 1985 |
| .443 (74-167) | 2006 |

Fewest Turnovers

| | |
|----|------|
| 13 | 2008 |
| 13 | 2005 |
| 15 | 2007 |
| 16 | 2009 |
| 20 | 2004 |
| 20 | 1984 |
| 21 | 2000 |
| 22 | 1985 |
| 23 | 1996 |
| 23 | 1987 |
| 23 | 1957 |

DEFENSE

Rushing Yards Allowed Per Game

| | | |
|------|------|------------------------|
| 70.7 | 1997 | 778 yds. in 11 games |
| 72.5 | 2006 | 1,015 yds. in 14 games |
| 84.6 | 1994 | 1,015 yds. in 12 games |
| 85.6 | 1990 | 941 yds. in 11 games |
| 88.4 | 1965 | 884 yds. in 10 games |
| 88.6 | 1989 | 975 yds. in 11 games |
| 90.7 | 1998 | 998 yds. in 11 games |
| 91.6 | 1999 | 1,099 yds. in 12 games |
| 94.8 | 1958 | 948 yds. in 10 games |
| 94.9 | 2005 | 1,139 yds. in 12 games |

Rushing Yards Per Attempt

| | |
|-----|------|
| 2.1 | 1997 |
| 2.2 | 1965 |
| 2.3 | 1962 |
| 2.4 | 1990 |
| 2.4 | 1958 |
| 2.5 | 1998 |
| 2.5 | 1989 |
| 2.6 | 1999 |
| 2.6 | 1994 |
| 2.6 | 1951 |

Rushing TDs Allowed

| | |
|---|------|
| 3 | 1984 |
| 4 | 1960 |
| 4 | 1958 |
| 6 | 2009 |
| 6 | 1998 |
| 7 | 1991 |
| 7 | 1975 |
| 7 | 1957 |
| 8 | 2006 |
| 8 | 1990 |
| 8 | 1989 |
| 8 | 1981 |
| 8 | 1980 |
| 8 | 1965 |

Passing Yards Allowed Per Game

| | | |
|------|------|----------------------|
| 42.0 | 1955 | 420 yds. in 10 games |
| 53.0 | 1957 | 477 yds. in 9 games |
| 61.9 | 1946 | 557 yds. in 9 games |
| 61.9 | 1954 | 619 yds. in 10 games |
| 64.0 | 1964 | 640 yds. in 10 games |
| 68.6 | 1956 | 686 yds. in 10 games |
| 73.5 | 1959 | 735 yds. in 10 games |
| 82.0 | 1961 | 820 yds. in 10 games |
| 82.8 | 1949 | 828 yds. in 10 games |
| 85.3 | 1973 | 938 yds. in 11 games |

Completion Percentage

| | |
|------|------|
| .357 | 1950 |
| .364 | 1957 |
| .380 | 1964 |
| .402 | 1955 |
| .413 | 1963 |
| .416 | 1972 |
| .430 | 1973 |
| .434 | 1975 |
| .446 | 1974 |
| .446 | 1961 |
| .446 | 1956 |

Total Yards Allowed Per Game

| | | |
|-------|------|------------------------|
| 194.2 | 1963 | 1,942 yds. in 10 games |
| 194.4 | 1964 | 1,944 yds. in 10 games |
| 201.7 | 1965 | 2,017 yds. in 10 games |
| 202.4 | 1957 | 1,822 yds. in 9 games |
| 203.7 | 2004 | 2,444 yds. in 12 games |
| 204.5 | 1960 | 2,045 yds. in 10 games |
| 215.5 | 1958 | 2,155 yds. in 10 games |
| 225.3 | 1947 | 2,253 yds. in 10 games |
| 226.9 | 1967 | 2,269 yds. in 10 games |
| 235.1 | 1961 | 2,351 yds. in 10 games |

Points Allowed Per Game

| | | |
|------|------|------------------------|
| 7.4 | 1960 | 74 points in 10 games |
| 7.8 | 1957 | 70 points in 9 games |
| 9.3 | 1958 | 93 points in 10 games |
| 9.5 | 1975 | 104 points in 11 games |
| 9.8 | 1964 | 98 points in 10 games |
| 9.8 | 1956 | 98 points in 10 games |
| 10.7 | 1959 | 107 points in 10 games |
| 10.9 | 1952 | 109 points in 10 games |
| 11.3 | 1953 | 113 points in 10 games |
| 12.0 | 1963 | 120 points in 10 games |

First Downs Per Game

| | |
|------|------|
| 10.2 | 1957 |
| 11.3 | 1949 |
| 11.5 | 1963 |
| 12.3 | 1961 |
| 12.5 | 1952 |
| 12.6 | 1960 |
| 12.7 | 1965 |
| 13.0 | 1951 |
| 13.1 | 1968 |
| 13.1 | 1967 |

Yards Per Play

| | |
|-----|------|
| 3.3 | 1965 |
| 3.5 | 1963 |
| 3.5 | 1960 |
| 3.5 | 1958 |
| 3.6 | 1981 |
| 3.6 | 1973 |
| 3.6 | 1967 |
| 3.6 | 1964 |
| 3.6 | 1962 |
| 3.6 | 1956 |

Interceptions

| | |
|----|------|
| 26 | 2008 |
| 24 | 2000 |
| 23 | 1972 |
| 22 | 2010 |
| 22 | 1982 |
| 21 | 2006 |
| 21 | 1970 |
| 21 | 1952 |
| 21 | 1951 |
| 20 | 2009 |
| 20 | 1994 |
| 20 | 1981 |

ALL-TIME COMEBACKS

FOURTH QUARTER COMEBACKS (Since 1966)

| Date | Opponent | Largest Deficit (Qtr.) | 4th Quarter Deficit | 4th Quarter Points | Final |
|----------------|----------------|------------------------|---------------------|--------------------|-------|
| Oct. 8, 1966 | @ Florida St. | 5 | 5 | 8 | 22-19 |
| Oct. 15, 1966 | @ NC State | 4 | 4 | 14 | 17-10 |
| Nov. 11, 1967 | Georgia (Jax) | 9 | 9 | 10 | 17-16 |
| Oct. 23, 1971 | Maryland | 3 | 3 | 7 | 27-23 |
| Nov. 10, 1973 | Georgia (Jax) | 4 | 4 | 8 | 11-10 |
| Nov. 19, 1977 | Utah | 10 | 10 | 28 | 38-29 |
| Sept. 4, 1982 | Miami | 4 | 4 | 7 | 17-14 |
| Sept. 17, 1983 | Indiana State | 3 | 3 | 7 | 17-13 |
| Oct. 13, 1984 | @ Tennessee | 3 | 3 | 20 | 43-30 |
| Nov. 1, 1986 | Auburn | 17 | 17 | 18 | 18-17 |
| Nov. 29, 1986 | @Florida St. | 3 | 3 | 7 | 17-13 |
| Oct. 7, 1989 | LSU | 7 (2) | 4 | 13 | 16-13 |
| Nov. 22, 1997 | Florida St. ** | 4 (1) | 1 | 7 | 32-29 |
| Sept. 16, 2000 | @ Tennessee | 5 (2) | 3 | 10 | 27-23 |
| Nov. 2, 2002 | Georgia (Jax) | 7 (1) | 1 | 7 | 20-13 |
| Sept. 27, 2003 | @ Kentucky | 18 | 18 | 21 | 24-21 |
| Sept. 16, 2006 | @ Tennessee | 3 (2) | 3 | 7 | 21-20 |
| Dec. 6, 2008 | Alabama^ | 3 (1,3) | 3 | 14 | 31-20 |
| Oct. 17, 2009 | Arkansas | 7 (2,4) | 7 | 10 | 23-20 |

**Sugar Bowl
^ - SEC Championship

HALFTIME COMEBACKS (Since 1966)

| Date | Opponent | Largest Deficit (Qtr.) | 2nd Half Deficit | 2nd Half Points | Final |
|----------------|------------------|------------------------|------------------|-----------------|-------|
| Sept. 21, 1974 | Maryland (Tampa) | 3 | 3 | 10 | 17-10 |
| Nov. 5, 1977 | Georgia (Jax) | 7 (1) | 3 | 12 | 22-17 |
| Nov. 1, 1980 | Auburn | 3 | 3 | 14 | 21-10 |
| Oct. 10, 1981 | Maryland | 7 (1) | 1 | 9 | 15-10 |
| Sept. 29, 1984 | Mississippi St. | 5 | 5 | 20 | 27-12 |
| Nov. 8, 1986 | Georgia (Jax) | 10(1) | 2 | 21 | 31-19 |
| Sept. 15, 1990 | Alabama | 7 | 7 | 17 | 17-13 |
| Nov. 14, 1992 | South Carolina | 3 | 3 | 14 | 14-9 |
| Nov. 13, 1993 | @ South Carolina | 17 (2) | 3 | 17 | 37-26 |
| Sept. 16, 1995 | Tennessee | 9 | 9 | 41 | 62-37 |
| Oct. 10, 1998 | LSU | 4 | 4 | 16 | 22-10 |
| Nov. 15, 2003 | @ South Carolina | 9 | 9 | 17 | 24-22 |
| Nov. 6, 2004 | @ Vanderbilt | 3 | 3 | 20 | 34-17 |
| Sept. 30, 2006 | Alabama | 7 (1) | 3 | 21 | 28-13 |
| Oct. 17, 2009 | Arkansas | 7 (2,4) | 7 | 20 | 23-20 |

COME FROM BEHIND GAMES 2004-2011

2011

| Score | Lead Began | Lead Ended | Final Score |
|----------------|-------------|-------------|------------------|
| Furman 6, UF 0 | 8:31 in 1st | 3:08 in 2nd | UF 54, Furman 32 |

2010

| Score | Lead Began | Lead Ended | Final Score |
|--------------------|--------------|--------------|----------------------|
| Miami (Oh) 3, UF 0 | 7:01 in 1st | 13:14 in 2nd | UF 34, Miami (Oh) 12 |
| USF 7, UF 0 | 3:53 in 1st | 0:44 in 2nd | UF 38, USF 14 |
| Tennessee 3, UF 0 | 1:17 in 1st | 7:27 in 4th | UF 31, Tennessee 17 |
| LSU 3, UF 0 | 10:54 in 1st | 3:21 in 4th | LSU 33, UF 29 |

2009

| Score | Lead Began | Lead Ended | Final Score |
|----------------------|--------------|-------------|-----------------------|
| Arkansas 7, UF 0 | 14:57 in 2nd | 7:27 in 4th | UF 23, Arkansas 20 |
| Miss. State, 3, UF 0 | 9:05 in 1st | 3:36 in 1st | UF 29, Miss. State 19 |

2008

| Score | Lead Began | Lead Ended | Final Score |
|-------------------|------------------|------------------|-------------------|
| Alabama 20, UF 17 | 0:08 left in 3rd | 6:20 left in 4th | UF 31, Alabama 20 |

2007

| Score | Lead Began | Lead Ended | Final Score |
|-----------------------|-----------------------|-----------------------|-----------------------|
| Ole Miss 3, UF 0 | 5:02 left in the 1st | 14:52 left in the 2nd | UF 30, Ole Miss 24 |
| Auburn 7, UF 0 | 6:16 left in the 1st | 7:36 left in the 4th | Auburn 20, UF 17 |
| S. Carolina 14, UF 13 | 2:21 left in the 1st | 12:32 left in the 2nd | UF 51, S. Carolina 31 |
| Michigan 7, UF 0 | 10:59 left in the 1st | 2:37 left in the 1st | --- |
| Michigan 21, UF 14 | 00:08 left in the 2nd | 1:26 left in the 3rd | --- |
| Michigan 31, UF 28 | 12:16 left in the 4th | 5:49 left in the 4th | Michigan 41, UF 35 |

This section includes games in which Florida trailed and then either tied or took the lead. If Florida trailed more than once in the same game, then all instances in which UF tied or took the lead are noted.

The column labeled "Lead Began" is when the opponent took the lead against Florida, while the column labeled "Lead Ended" notes when UF either tied or took the lead.

2006

| Score | Lead Began | Lead Ended | Final Score |
|-----------------------|-----------------------|-----------------------|--------------------------|
| So. Miss. 7, UF 0 | 12:37 left in the 1st | 0:00 left in the 1st | UF 34, So. Mississippi 7 |
| Tennessee 10, UF 7 | 7:57 left in the 2nd | 6:30 left in the 4th | --- |
| Tennessee 17, UF 7 | 8:40 left in the 3rd | 6:30 left in the 4th | --- |
| Tennessee 20, UF 14 | 10:49 left in the 4th | 6:30 left in the 4th | UF 21, Tennessee 20 |
| Kentucky 7, UF 6 | 4:19 left in the 2nd | 0:22 left in the 2nd | UF 26, Kentucky 7 |
| Alabama 7, UF 0 | 2:47 left in the 1st | 2:39 left in the 3rd | --- |
| Alabama 10, UF 0 | 12:44 left in the 2nd | 2:39 left in the 3rd | UF 28, Alabama 13 |
| LSU 7, UF 0 | 6:45 left in the 1st | 0:11 left in the 1st | UF 23, LSU 10 |
| Auburn 3, UF 0 | 9:00 left in the 1st | 4:21 left in the 1st | Auburn 27, UF 17 |
| S. Carolina 7, UF 0 | 00:26 left in the 1st | 1:25 left in the 2nd | --- |
| S. Carolina 10, UF 7 | 14:51 left in the 4th | 10:49 left in the 4th | --- |
| S. Carolina 16, UF 10 | 8:13 left in the 4th | 3:03 left in the 4th | UF 17, S. Carolina 16 |
| Arkansas 21, UF 17 | 8:33 left in the 3rd | 3:47 left in the 3rd | UF 38, Arkansas 28 |
| Ohio State 7, UF 0 | 14:44 left in the 1st | 10:31 left in the 1st | UF 41, Ohio State 14 |

2005

| Score | Lead Began | Lead Ended | Final Score |
|----------------------|--------------------------|----------------------|--------------------|
| Kentucky 7, UF 0 | 12:14 left in the 1st | 8:42 left in the 1st | UF 49, Kentucky 28 |
| Vanderbilt 7, UF 0 | 12:44 left in the 1st | 5:08 left in the 1st | --- |
| Vanderbilt 42, UF 35 | OT #1 - Vandy Possession | OT #1 - UF Possess. | UF 49, Vandy 42 |

2004

| Score | Lead Began | Lead Ended | Final Score |
|----------------------|-----------------------|----------------------|-----------------------|
| EMU 3, UF 0 | 8:36 left in the 1st | 2:11 left in the 1st | UF 49, EMU 10 |
| Tennessee 14, UF 7 | 14:16 left in the 2nd | 7:32 left in the 2nd | --- |
| Tennessee 30, UF 28 | :06 left in the 4th | --- | Tennessee 30, UF 28 |
| Kentucky 3, UF 0 | 6:06 left in 1st | 0:00 left in 1st | UF 20, Kentucky 3 |
| Vanderbilt 17, UF 14 | 6:19 left in 1st | 11:36 left in 3rd | UF 34, Vanderbilt 17 |
| S. Carolina 7, UF 0 | 1:46 left in 1st | 6:39 left in 2nd | UF 48, S. Carolina 14 |

COME FROM BEHIND GAMES

1993-2003

2003

| Score | Lead Began | Lead Ended | Final Score |
|------------------------|-----------------------|------------------------|-------------------------|
| San Jose State 3, UF 0 | 12:47 left in the 1st | 8:13 left in the 1st | UF 65, San Jose State 3 |
| Miami 7, UF 0 | 14:47 left in the 1st | 4:15 left in the 2nd | Miami 38, UF 33 |
| Tennessee 7, UF 3 | 0:00 left in the 2nd | -- | Tenn. 24, UF 10 |
| Kentucky 7, UF 0 | 8:08 left in the 1st | 3:15 left in the 4th | UF 24, UK 21 |
| Ole Miss 3, UF 0 | 12:22 left in the 1st | 5:57 left in the first | -- |
| Ole Miss 20, UF 17 | 1:10 left in the 4th | -- | Ole Miss 20, UF 17 |
| LSU 7, UF 0 | 11:51 left in the 1st | 3:17 left in the 1st | UF 19, LSU 7 |
| Vanderbilt 7, UF 0 | 11:01 left in the 1st | 3:17 left in the 1st | UF 35, Vandy 17 |
| S. Carolina 2, UF 0 | 10:53 left in the 1st | 2:01 left in the 3rd | UF 24, USC 22 |
| Florida St. 7, UF 3 | 1:46 left in the 1st | 6:10 left in the 3rd | -- |
| Florida St., 31, UF 27 | 5:01 left in the 4th | 2:50 left in the 4th | -- |
| Florida St. 38, UF 34 | 0:55 left in the 4th | -- | Florida St. 38, UF 34 |
| UF 7, Iowa 0 | 7:18 left in the 1st | 3:56 left in the 1st | Iowa 37, UF 17 |

2002

| Score | Lead Began | Lead Ended | Final Score |
|--------------------|-----------------------|-----------------------|--------------------|
| Ohio 3, UF 0 | 11:46 left in the 1st | 00:53 in the 1st | UF 34, Ohio 6 |
| Kentucky 28, UF 25 | 3:03 left in the 3rd | 00:18 in the 3rd | UF 41, Kentucky 34 |
| Georgia 13, UF 12 | 00:03 left in the 2nd | 11:32 left in the 4th | UF 20, Georgia 13 |

2001

| Score | Lead Began | Lead Ended | Final Score |
|-------------------|-------------------------|-----------------------|--------------------|
| UL-Monroe 6, UF 0 | 13:30 left in the 1st | 2:53 left in the 1st | UF 55, UL-Monroe 6 |
| Georgia 3, UF 0 | 11:00 left in the 1st | 5:23 left in the 1st | UF 24, Georgia 10 |
| USC 7, UF 0 | 12:11 left in the first | 12:15 left in the 2nd | UF 54, USC 17 |

2000

| Score | Lead Began | Lead Ended | Final Score |
|------------------------|------------------|------------------|--------------------------|
| Tennessee 3, UF 0 | 3:30 left in 1st | 8:50 left in 3rd | |
| Tennessee 20, UF 17 | 1:43 left in 3rd | 0:14 left in 4th | UF 27, Tennessee 23 |
| Georgia 3, UF 0 | 6:36 left in 1st | 5:23 left in 1st | |
| Georgia 10, UF 9 | 5:23 left in 2nd | 0:30 left in 2nd | UF 34, Georgia 23 |
| Vanderbilt 7, UF 0 | 9:56 left in 1st | 6:40 left in 1st | |
| Vanderbilt 13, UF 10 | 2:38 left in 2nd | 0:27 left in 2nd | UF 43, Vanderbilt 20 |
| South Carolina 7, UF 3 | 4:34 left in 1st | 1:40 left in 2nd | UF 41, South Carolina 21 |

* Also trailed South Carolina 21-3

1999

| Score | Lead Began | Lead Ended | Final Score |
|-------------------------|-------------------|------------------|------------------------|
| Central Florida 7, UF 0 | 9:32 left in 1st | 7:02 left in 1st | UF 58, Central Fla. 27 |
| Tennessee 7, UF 3 | 9:17 left in 2nd | 3:37 left in 2nd | UF 23, Tennessee 21 |
| Alabama 7, UF 3 | 7:45 left in 1st | 7:23 left in 1st | |
| Alabama 10, UF 7 | 12:53 left in 2nd | 8:46 left in 3rd | |
| Alabama 19, UF 14 | 6:07 left in 3rd | 3:03 left in 3rd | |
| Alabama 26, UF 22 | 12:30 left in 4th | 5:15 left in 4th | |
| Alabama 40, UF 39 | No Time | No Time | Alabama 40, UF 39 |
| Georgia 14, UF 10 | 10:47 left in 2nd | 5:52 left in 2nd | UF 30, Georgia 14 |
| Florida St. 7, UF 0 | 5:20 left in 1st | 7:39 left in 3rd | |
| Florida St. 23, UF 16 | 0:34 left in 3rd | Never | |
| Alabama 12, UF 7 | 0:30 left in 2nd | Never | Alabama 34, UF 7 |

1998

| Score | Lead Began | Lead Ended | Final Score |
|-----------------------|------------------------|------------------------|-----------------------|
| Tennessee 7, UF 3 | 4:52 left in 1st Qtr. | 0:20 left in 2nd Qtr. | Tennessee 20, UF 17 |
| Tennessee 17, UF 10 | 7:36 left in 3rd Qtr. | 5:18 left in 3rd Qtr. | Tennessee 20, UF 17 |
| Tennessee 20, UF 17 | OT | Never | Tennessee 20, UF 17 |
| Kentucky 14, UF 7 | 3:42 left in 1st Qtr. | 3:17 left in 1st Qtr. | UF 51, Kentucky 35 |
| LSU 3, UF 0 | 6:28 left in 1st Qtr. | 1:14 left in 1st Qtr. | UF 22, LSU 10 |
| LSU 10, UF 6 | 2:14 left in 2nd Qtr. | 12:39 left in 3rd Qtr. | UF 22, LSU 10 |
| Florida St. 13, UF 12 | 11:31 left in 3rd Qtr. | Never | Florida St. 23, UF 12 |

1997

| Score | Lead Began | Lead Ended | Final Score |
|------------------|---------------------|--------------------------|-------------|
| LSU started 7-0 | 8:42 in 1st quarter | 12:17 left in 3rd (tied) | LSU 28-21 |
| LSU in 3rd 21-14 | 13:13 4th quarter | Never | LSU 28-21 |
| Florida St. 17-6 | 8:49 in 2nd quarter | 4:13 left in 2nd | UF 32-29 |

1996

| Score | Lead Began | Lead Ended | Final Score |
|--------------------------------|-------------------|-------------------|-----------------------|
| Vanderbilt 3, UF 0 | 10:54 left in 1st | 8:30 left in 1st | UF 28, Vanderbilt 21 |
| South Carolina 6, UF | 08:57 left in 1st | 5:20 left in 1st | UF 52, S.Carolina 25 |
| started at Florida St. 3, UF 0 | 6:43 left in 1st | Never | Florida St. 24, UF 21 |
| Alabama 7, UF 0 | 8:52 left in 1st | 14:37 left in 2nd | UF 45, Alabama 30 |

1995

| Opponent | Deficit (Time Remaining) | Final Score |
|-------------|---|---------------|
| Houston | UH 14, UF 7 (8:15 in the first quarter) | UF 45, UH 21 |
| Tennessee | UF 30, UF 14 (3:13 in the second quarter) | UF 62, UT 37 |
| Auburn | AU 10, UF 0 (12:06 in the first quarter) | UF 49, AU 38 |
| Florida St. | FSU 3, UF 0 (12:51 in the first quarter) | UF 35, FSU 24 |
| Arkansas | UA 3, UF 0 (7:26 in the first quarter) | UF 34, UA 3 |

1994

| Opponent | Deficit (Time Remaining) | Final Score |
|----------------|---------------------------------|--------------|
| South Carolina | SC 7, UF 0 (5:51, 1st Quarter) | |
| | SC 10, UF 7 (9:36, 2nd Quarter) | UF 48, SC 17 |

1993

| Opponent | Deficit (Time Remaining) | Final Score |
|-----------------|-----------------------------------|---------------|
| Arkansas State | ASU 6, UF 0 (9:56, 1st Quarter) | UF 44, ASU 6 |
| Kentucky | UK 7, UF 3 (0:59, 1st Quarter) | |
| | UK 17, UF 9 (10:32, 4th Quarter) | |
| | UK 20, UF 17 (1:23, 4th Quarter) | UF 24, UK 20 |
| Mississippi St. | MSU 7, UF 0 (8:35, 1st Quarter) | |
| | MSU 14, UF 7 (1:02, 1st Quarter) | |
| | MSU 21, UF 17 (7:21, 3rd Quarter) | UF 38, MSU 24 |
| LSU | LSU 3, UF 0 (9:21, 1st Quarter) | UF 58, LSU 3 |
| Georgia | UGA 20, UF 13 (6:56, 2nd Quarter) | UF 33, UGA 26 |
| South Carolina | SC 17, UF 0 (2:58, 1st Quarter)** | |
| | SC 26, UF 23 (4:11, 3rd Quarter) | UF 37, SC 26 |
| Alabama | UA 7, UF 0 (10:13, 1st Quarter) | |
| | UA 10, UF 7 (12:02, 2nd Quarter) | UF 28, UA 13 |

FRESHMAN STARTERS

| Pos. | Last True Freshman Starter | Last Freshman Starter | Last True Freshman Starter Opening Day | Last Freshman Starter Opening Day |
|-----------|----------------------------|-----------------------|--|-----------------------------------|
| QB | Jacoby Brissett, 2011 | Jacoby Brissett, 2011 | | Kyle Morris, 1988 |
| WR | Trey Burton, 2010 | Andre Debose, 2010 | Percy Harvin, 2006 | Justin Williams, 2007 |
| RB | Jeff Demps, 2008 | Jeff Demps, 2008 | Chris Rainey, 2007 | Chris Rainey, Chevon Walker, 2007 |
| HB | Trey Burton, 2010 | Trey Burton, 2010 | | |
| FB | Hunter Joyer, 2011 | Hunter Joyer, 2011 | | |
| TE | A.C. Leonard, 2011 | A.C. Leonard, 2011 | Aaron Hernandez, 2007 | Aaron Hernandez, 2007 |
| OL | Xavier Nixon, 2009 | Chaz Green, 2011 | Maurkice Pouncey, 2007 | Chaz Green, 2011 |
| DL | Sharrif Floyd, 2010 | Sharrif Floyd, 2010 | | Torrey Davis, Duke Lemmens, 2007 |
| LB | Ronald Powell, 2010 | Michael Taylor, 2011 | Brandon Hicks, Jerimy Finch, 2007 | Jelani Jenkins, 2010 |
| DB | Marcus Roberson, 2011 | Josh Shaw, 2011 | Marcus Roberson, 2011 | Marcus Roberson, 2011 |
| | De'Ante Saunders, 2011 | | De'Ante Saunders, 2011 | De'Ante Saunders, 2011 |
| K | Caleb Sturgis, 2008 | Caleb Sturgis, 2008 | Caleb Sturgis, 2008 | Caleb Sturgis, 2008 |
| P | Kyle Christy, 2011 | Kyle Christy, 2011 | Chas Henry, 2007 | Chas Henry, 2007 |

EARLY ENROLLEES *Since 2004*

2004 Class

DE Brandon Daniel

2005 Class

OL Eddie Haupt
QB Josh Portis
OL Ronnie Wilson

2006 Class

OL Maurice Hurt
OL Carl Johnson
QB Tim Tebow
RB Chevon Walker

2007 Class

CB Ahmad Black
CB Joe Haden
TE Aaron Hernandez
QB Cameron Newton
OL Mike Pouncey
OL Maurkice Pouncey
QB Bryan Waggener
RB Bo Williams
WR Paul Wilson

2008 Class

LB Brendan Beal
CB Jeremy Brown
DT Troy Epps
CB Janoris Jenkins
WR Carl Moore
DE Earl Okine
DL Matt Patchan
K Caleb Sturgis

2009 Class

OL Nick Alajajian
LB Jon Bostic
S Dee Finley
OL Jonotthan Harrison
DT Edwin Herbert
TE Desmond Parks

2010 Class

LB Neiron Ball
QB Trey Burton
TE Gerald Christian
WR Robert Clark
S Matt Elam
S Jordan Haden
DL Leon Orr
WR Solomon Patton
CB Joshua Shaw
T Ian Silberman
CB Jaylen Watkins

2011 Class

RB Mike Blakely
DL Clay Burton
P Kyle Christy
QB Jeff Driskel
TE A.C. Leonard
WR Javares McRoy
DB De'Ante "Pop" Saunders

2012 Class

CB Willie Bailey
OL Jessamen Dunker
OL D.J. Humphries
DT Damien Jacobs
LB Antonio Morrison
WR Latroy Pittman

PLAYERS WHO HAVE SCORED IN THEIR FIRST START *(Since 1990)*

| Year | Player | Scoring Play | Opponent |
|------|------------------|--|-------------------|
| 2009 | Chris Rainey | Blocked punt and recovered in end zone | Kentucky |
| 2008 | Jeffery Demps | 61-yard TD reception from Tebow | Kentucky |
| 2008 | Ahmad Black | 80-yard interception return | Hawaii |
| 2007 | Tim Tebow | 1-yard run | Western Kentucky |
| 2003 | Ciatrick Fason | 33-yard pass from Leak, 75-yard run | Arkansas |
| 2000 | Jabar Gaffney | 13 & 23-yard TD reception from Grossman | Mississippi St. |
| 2000 | Aaron Walker | 19 & 14-yard TD reception from Grossman | Middle Tennessee |
| 1999 | Kirk Wells | Two-point conversion pass from Johnson | Alabama |
| 1999 | Brian Haugabrook | Seven-yard TD reception from Johnson | Kentucky |
| 1999 | Earnest Graham | 4 & 11-yard TD runs | Western Michigan |
| 1997 | Jaime Richardson | 9 & 28-yard TD receptions from Johnson | Central Michigan |
| 1997 | Doug Johnson | 1-yard TD run | Southern Miss |
| 1995 | Jacquez Green | 96-yard TD reception from Kresser | Northern Illinois |
| 1993 | Aubrey Hill | 18 & 4-yard TD receptions from Dean | Vanderbilt |
| 1993 | Chris Doering | 19 & 28-yard TD receptions from Wuerffel | Kentucky |
| 1992 | Jack Jackson | 31-yard TD reception from Matthews | Louisiana State |
| 1991 | Willie Jackson | 32-yard TD reception from Matthews | Northern Illinois |
| 1991 | Harrison Houston | Three TD receptions from Matthews (22,37,14) | San Jose State |
| 1990 | Kevin Randolph | 8-yard TD run | Kentucky |
| 1990 | Tre Everett | 50-yard TD reception from Matthews | Oklahoma State |
| 1990 | Shane Matthews | 1-yard TD run | Oklahoma State |
| 1990 | Dexter McNabb | 2-yard TD run | Oklahoma State |

ALL-TIME ASSISTANT COACHES

1928 to Present

| | |
|------------------------|------------------|
| Acosta, John | 1922-25 |
| Adams, Dwight | 1979-84 |
| Addazio, Steve | 2005-10 |
| Aldridge, Denny | 1979 |
| Amedee, Lynn | 1988 |
| Amis, L.W. | 1923 |
| Anderson, Jerry | 1985-93, 2002-04 |
| Andrews, Mickey | 1981-82 |
| Atkinson, J.H. | 1923-24 |
| Austin, Teryl | 2010 |
| Azzanni, Zach | 2009-10 |
| Bailey, Charlie | 1985 |
| Bates, Jim | 1990 |
| Battista, Mush | 1946-50 |
| Beck, E.C. | 1920-22 |
| Bedenk, Joe | 1928-30 |
| Bedford, Vance | 2008-09 |
| Bowyer, (Goof) Earnest | 1932-35 |
| Brannon, Buster | 1946-47 |
| Breaux, Don | 1973-74 |
| Broadway, Rod | 1995-2000 |
| Brooks, Dan | 1985-87 |
| Brown, Don | 1962-78 |
| Broyles, Frank | 1950 |
| Bugar, Mike | 1980-82 |
| Cara, Mac | 1954-59 |
| Carr, Bill | 1972-74 |
| Carter, Kenny | 2008-09 |
| Cawthon, Rainey | 1932-36 |
| Clemons, Ben | 1932-35 |
| Coleman, Tonto | 1950-51 |
| Collins, Jim | 1990-2001 |
| Coughlin, Dan | 1983-87 |
| Cowell, Warren | 1928-32 |
| Cubit, Bill | 1989 |
| Daniels, Jack | 1940-41 |
| Darnell, Gary | 1988-89 |
| Davis, Tim | 2012-present |
| Deal, Don | 1970-72 |
| Dellastatious, Bill | 1951-52 |
| Dermond, Orville | 1941 |
| Dickey, Jim | 1986-89 |
| Dicks, Wesley | 1979 |
| Disch, Dan | 2004 |
| Dixon, Dwayne | 1990-2004 |
| Dixon, Rand | 1936-37 |
| Donaldson, John | 1960-63 |
| Drayton, Stan | 2005-07, 2010 |
| Dunn, Jimmy | 1960-63, 1970-77 |
| Dupree, Sterling | 1948-49, 1961-63 |
| Durkin, D.J. | 2010-present |
| Eibner, John | 1950-57, 1960-65 |
| Ellenson, Eugene | 1960-69 |
| Farrior Sr., Rex | 1917 |
| Fedora, Larry | 2002-04 |
| Foldberg, Hank | 1952-59 |
| Franks, Carl | 1990-98 |
| Fulcher, Bill | 1970 |
| Fuller, Dave | 1947-75 |
| Fulton, Charles | 1972-75 |
| Gardner, Jeff | 1982 |
| Gonzales, Billy | 2005-09 |
| Green, Jack | 1960-62 |
| Hall, Dale | 1952-55 |
| Hall, Galen | 1984 |
| Hall, Jack | 1970-77 |
| Hardage, Lewis | 1936-39 |
| Hatfield, Ken | 1971-77 |

| | |
|----------------------|------------------|
| Haynes, Jimmy | 1968-72 |
| Heater, Chuck | 2005-10 |
| Heimerdinger, Mike | 1983-87 |
| Helton, Kim | 1973-78 |
| Hevesy, John | 2005-08 |
| Higgins, Nash | 1928-30 |
| Hill, Aubrey | 2011-present |
| Hoke, John | 1999-01 |
| Holland, Lawson | 1995-01 |
| Holliday, John "Doc" | 2005-07 |
| Holsinger, Joe | 1928-32 |
| Hooser, Hobe | 1950-59 |
| Hunley, Ricky | 2001 |
| Hunt, John | 1999-2001 |
| Infante, Lindy | 1968-71 |
| Jenkins, Pete | 1979 |
| Jones, Dick | 1952-59 |
| Jones, Jack | 1971 |
| Jordan, Whitey | 1989 |
| Kendrick, Vince | 1980-83 |
| Kensler, Edward | 1964-69 |
| Kinard, Billy | 1964-67 |
| Kines, Joe | 1979-84 |
| King, Jim | 1979-80 |
| Kirksey, Larry | 1984-88 |
| Knotts, Doug | 1970-78 |
| Kokemoor, Roy | 1988-89 |
| Lavin, Chuck | 1933 |
| Lewis, Derek | 2011-present |
| Locksley, Mike | 2003-04 |
| Loeffler, Scot | 2009-10 |
| Lyle, Charlie | 1978-80 |
| Lyle, Sam | 1959 |
| Maggio, Phil | 1980-89 |
| Marcum, Tim | 1990 |
| Mattison, Greg | 2005-07 |
| Mauer, John | 1951-60 |
| McCallister, Sam | 1938-42, 1946-50 |
| McCarney, Dan | 2008-10 |
| McGeorge, Rich | 1990-92 |
| McGowan, Bubba | 1965-70 |
| McGraw, Sonny | 1979-82 |
| McGriff, Lee | 1978-82 |
| McKinney, George | 1970 |
| Miller, Bill | 2003-04 |
| Milligan, Mike | 1940 |
| Mooney, Ottis | 1963 |
| Morand, Elroy | 1979 |
| Mullen, Dan | 2005-08 |
| Mullins, Larry | 1941 |
| Niblack, Jim | 1976 |
| Norris, Rex | 1988-89 |
| Odom, Jerry | 2001-02 |
| Pancoast, Fred | 1964-69 |
| Parker, Jim | 1978 |
| Patillo, Pat | 1932-33 |
| Pease, Brent | 2012-present |
| Pierson, A.P. | 1928 |
| Powell, Jim | 1958-61 |
| Proctor, Carlos | 1933-39 |
| Pruett, Bob | 1994-95 |
| Quinn, Dan | 2011-present |
| Rauch, John | 1952-53 |
| Reaves, John | 1990-92, 1994 |
| Reed, Lambert | 1975-77 |
| Robinson, Harvey | 1955-59 |
| Robinson, Travaris | 2011-present |
| Rodgers, Pepper | 1960-64 |

| | |
|-------------------------|---------------------------|
| Rudgers, Jim | 1981 |
| Ryder, I. E. | 1922-23 |
| Sanders, Bob | 1990-2000 |
| Sanders, Red | 1939 |
| Sauer, John | 1950-51 |
| Scarborough, Earl | 1957-60 |
| Sebring, Tom | 1924-25 |
| Severin, Paul | 1946-49 |
| Shanahan, Mike | 1980-83 |
| Shoemaker, Perron | 1949 |
| Slowik, Bob | 1980-82 |
| Smith, Charles "Rabbit" | 1964-69 |
| Smith, Ty | 1983-87 |
| Spurrier, Steve | 1978 |
| Spurrier Jr., Steve | 1998 |
| Stanley, Dutch | 1936-39 |
| Stephens, Jimmy Ray | 1993-2001 |
| Stoops, Bob | 1996-98 |
| Strong, Charlie | 1988-89, 1991-94, 2003-09 |
| Talbot, Randy | 1978 |
| Tate, Charlie | 1956 |
| Teevens, Buddy | 1999-2000 |
| Thompson, Jack | 1966-78 |
| Thompson, John | 2002 |
| Tolbert, Tyke | 2002 |
| Trammell, Allen | 1972-77 |
| Travis, Larry | 1964-67 |
| Twomey, Ted | 1946-49 |
| Van Fleet, James A. | 1922-23 |
| Verducci, Frank | 2011-present |
| Webster, Jim | 1974 |
| Weis, Charlie | 2011-present |
| Westbrook, Jack | 1968-69 |
| White, Brian | 2009-present |
| Wickline, Joe | 2002-04 |
| Williams, Harold | 1940 |
| Wilson, Barry | 1996-97 |
| Woodford, Mike | 2002-03 |
| Yaralian, Zaven | 1983-87 |
| Yon, Everett | 1924-25 |
| Young, Bryant | 2011-present |
| Zaubrecher, Ed | 2002-04 |
| Zook, Ron | 1991-95 |

COORDINATORS SINCE 1960

| Offense | |
|-----------|----------------|
| 2012 | Brent Pease |
| 2011 | Charlie Weis |
| 2009-10 | Steve Addazio |
| 2005-08 | Dan Mullen |
| 2004 | Larry Fedora |
| 2002-03 | Ed Zaunbrecher |
| 1990-2001 | Steve Spurrier |
| 1989 | Whitey Jordan |
| 1988 | Lynn Amedee |
| 1984 | Galen Hall |
| 1980-83 | Mike Shanahan |
| 1970-77 | Jimmy Dunn |
| 1969 | Fred Pancoast |
| 1965-68 | Ed Kensler |
| 1962-64 | Pepper Rodgers |

| Defense | |
|--------------|-----------------|
| 2011-present | Dan Quinn |
| 2010 | Teryl Austin |
| 2003-09 | Charlie Strong* |
| 2005-07 | Greg Mattison* |
| 2002 | John Thompson |
| 1999-2001 | Jon Hoke |
| 1996-98 | Bob Stoops |
| 1994-95 | Bob Pruett |
| 1991-93 | Ron Zook |
| 1990 | Jim Bates |
| 1988-89 | Gary Darnell |
| 1986-87 | Zaven Yaralian |
| 1985 | Charlie Bailey |
| 1981-84 | Joe Kines |
| 1970-78 | Doug Knotts |
| 1963-69 | Gene Ellenson |
| 1960-62 | Jack Green |

*Co-Coordinator in 2005-07

NFL COACHING STAFFS - A GATOR TOUCH

As of June 1, 2012, the following former Gator players and/or coaches are coaching in the NFL.

George Edwards

UF Graduate Assistant, 1991
Linebackers Coach, Miami Dolphins

Chan Gailey

UF Player, 1971-73
Head Coach, Buffalo Bills

Ike Hilliard

UF Wide Receiver, 1994-1996
Wide Receivers Coach, Washington Redskins

Jon Hoke

UF Defensive Coordinator, 1995-2001
Defensive Backs Coach, Chicago Bears

Mike Mularkey

UF Player, 1980-82
Head Coach, Jacksonville Jaguars

Brian Schottenheimer

UF Player, 1995-96
Offensive Coordinator, St. Louis Rams

Mike Shanahan

UF Coach, 1980-83
Executive Vice President/Head Coach,
Washington Redskins

Bob Slowik

UF Coach, 1979-82
Linebackers Coach, Washington Redskins

Cedric Smith

UF Player, 1986-89
Strength & Conditioning Coach, Houston Texans

Tyke Tolbert

UF Coach, 2002
Wide Receivers Coach, Denver Broncos

FLORIDA COACHING STAFFS

1932-2012

2012

| | |
|--------------------|----------------------------------|
| Davis, Tim | Offensive Line |
| Dillman, Jeff | Dir. of Strength & Conditioning |
| Durkin, D.J. | Linebackers/Special Teams Coord. |
| Hill, Aubrey | Wide Receivers/Recruiting Coord. |
| Lewis, Derek | Tight Ends |
| Muschamp, Will | Head Coach |
| Pease, Brent | Offensive Coord./Quarterbacks |
| Robinson, Travaris | Defensive Backs |
| Quinn, Dan | Defensive Coord./Defensive Line |
| White, Brian | Running Backs |
| Young, Bryant | Defensive Line |

2011

| | |
|--------------------|--|
| Durkin, D.J. | Linebackers/Special Teams Coord. |
| Hill, Aubrey | Wide Receivers/Recruiting Coord. |
| Lewis, Derek | Tight Ends |
| Marotti, Mickey | Dir. of Strength & Conditioning |
| Muschamp, Will | Head Coach |
| Quinn, Dan | Defensive Coord./Defensive Line |
| Robinson, Travaris | Defensive Backs |
| Verducci, Frank | Offensive Line/ Running Game Coord. |
| Weis, Charlie | Offensive Coord./Quarterbacks |
| White, Brian | Running Backs |
| Young, Bryant | Defensive Line |

2010

| | |
|-----------------|--|
| Addazio, Steve | Associate Head Coach/ Offensive Coord./Offensive Line |
| Austin, Teryl | Defensive Coord./Cornerbacks |
| Azzanni, Zach | Wide Receivers |
| Drayton, Stan | Running Backs/Recruiting Coord. |
| Durkin, D.J. | Linebackers/Special Teams Coord. |
| Heater, Chuck | Co-Defensive Coord./Safeties |
| Loeffler, Scott | Quarterbacks |
| Marotti, Mickey | Dir. of Strength & Conditioning |
| McCarney, Dan | Asst. Head Coach/ Defensive Line |
| Meyer, Urban | Head Coach |
| White, Brian | Tight Ends |

2009

| | |
|-----------------|---|
| Addazio, Steve | Offensive Coord./Offensive Line |
| Bedford, Vance | Cornerbacks |
| Carter, Kenny | Running Backs |
| Gonzales, Billy | Recruiting Coord./Wide Receivers |
| Heater, Chuck | Asst. Defensive Coord./Safeties |
| Loeffler, Scot | Quarterbacks |
| Marotti, Mickey | Dir. of Strength & Conditioning |
| McCarney, Dan | Asst. Head Coach, Defense/ Defensive Line |
| Meyer, Urban | Head Coach |
| Strong, Charlie | Associate Head Coach/ Defensive Coord./Linebackers |
| White, Brian | Tight Ends |

2008

| | |
|-----------------|--|
| Addazio, Steve | Asst. Head Coach, Offense/ Offensive Line |
| Bedford, Vance | Cornerbacks |
| Carter, Kenny | Running Backs |
| Gonzales, Billy | Recruiting Coord./Wide Receivers |
| Heater, Chuck | Asst. Defensive Coord./Safeties |
| Hevesy, John | Tight Ends/Asst. Offensive Line |
| Marotti, Mickey | Dir. of Strength & Conditioning |
| McCarney, Dan | Asst. Head Coach, Defense/ Defensive Line |

| | |
|-----------------|---|
| Meyer, Urban | Head Coach |
| Mullen, Dan | Offensive Coord./Quarterbacks |
| Strong, Charlie | Associate Head Coach/ Defensive Coord./Linebackers |

2007

| | |
|----------------------|--|
| Addazio, Steve | Offensive Line |
| Drayton, Stan | Running Backs |
| Gonzales, Billy | Wide Receivers |
| Heater, Chuck | Recruiting Coord./Cornerbacks |
| Hevesy, John | Tight Ends/Asst. Offensive Line |
| Holliday, John "Doc" | Associate Head Coach/Safeties |
| Marotti, Mickey | Dir. of Strength & Conditioning |
| Mattison, Greg | Co-Defensive Coord./ Defensive Line |
| Meyer, Urban | Head Coach |
| Mullen, Dan | Offensive Coord./Quarterbacks |
| Strong, Charlie | Asst. Head Coach/ Co-Defensive Coord./Linebackers |

2006

| | |
|----------------------|--|
| Addazio, Steve | Tackles/Tight Ends |
| Drayton, Stan | Running Backs |
| Gonzales, Billy | Wide Receivers |
| Heater, Chuck | Recruiting Coord./Cornerbacks |
| Hevesy, John | Guards/Centers |
| Holliday, John "Doc" | Safeties |
| Marotti, Mickey | Dir. of Strength & Conditioning |
| Mattison, Greg | Co-Defensive Coord./ Defensive Line |
| Meyer, Urban | Head Coach |
| Mullen, Dan | Offensive Coord./Quarterbacks |
| Strong, Charlie | Co-Defensive Coord./Linebackers |

2005

| | |
|----------------------|--|
| Addazio, Steve | Tackles/Tight Ends |
| Drayton, Stan | Running Backs |
| Gonzales, Billy | Wide Receivers |
| Heater, Chuck | Recruiting Coord./Cornerbacks |
| Hevesy, John | Guards/Centers |
| Holliday, John "Doc" | Safeties |
| Marotti, Mickey | Dir. of Strength & Conditioning |
| Mattison, Greg | Co-Defensive Coord./ Defensive Line |
| Meyer, Urban | Head Coach |
| Mullen, Dan | Offensive Coord./Quarterbacks |
| Strong, Charlie | Co-Defensive Coord./Linebackers |

2004

| | |
|-----------------|--|
| Anderson, Jerry | Defensive Line Coach |
| Disch, Dan | Secondary Coach |
| Dixon, Dwayne | Asst. Head Coach/ Inside Receivers |
| Fedora, Larry | Offensive Coord. |
| Locksley, Mike | Running Backs/Recruiting Coord. |
| Miller, Bill | Linebackers |
| Strong, Charlie | Defensive Coord. |
| Wickline, Joe | Offensive Line/ Running Game Coord. |
| Zaubrecher, Ed | Quarterbacks |
| Zook, Ron | Head Coach |

2003

| | |
|-----------------|---------------------------------|
| Anderson, Jerry | Defensive Line |
| Dixon, Dwayne | Asst. Head Coach |
| Fedora, Larry | Perimeter Offensive Game Coord. |
| Locksley, Mike | Running Backs/Recruiting Coord. |
| Miller, Bill | Linebackers |
| Strong, Charlie | Defensive Coord. |

| | |
|----------------|--|
| Wickline, Joe | Offensive Line/ Running Game Coord. |
| Woodford, Mike | Defense/Special Teams Coord. |
| Zaubrecher, Ed | Offensive Coord./Quarterbacks |
| Zook, Ron | Head Coach |

2002

| | |
|-----------------|--|
| Anderson, Jerry | Defensive Line |
| Dixon, Dwayne | Wide Receivers |
| Fedora, Larry | Run Game Coord./Running Backs |
| Odom, Jerry | Outside Linebackers/ Special Teams Coord. |
| Thompson, John | Defensive Coord./ Middle Linebackers |
| Tolbert, Tyke | Recruiting Coord./Tight Ends |
| Wickline, Joe | Offensive Line |
| Woodford, Mike | Defensive Backs |
| Zaubrecher, Ed | Offensive Coord./Quarterbacks |
| Zook, Ron | Head Coach |

2001

| | |
|---------------------|--|
| Brindise, Noah | Graduate Asst./Quarterbacks Asst. |
| Collins, Jim | Outside Linebackers/ Special Teams Coord./Recruiting Coord. |
| Dixon, Dwayne | Wide Receivers |
| Glass, Rob | Dir. of Strength & Conditioning |
| Hoke, Jon | Asst. Head Coach/ Defensive Coord./Secondary |
| Holland, Lawson | Running Backs |
| Hunley, Ricky | Defensive Line |
| Hunt, John | Offensive Tackles |
| Odom, Jerry | Inside Linebackers |
| Speronis, Jamie | Dir. of Football Administration |
| Spurrier, Steve | Head Coach |
| Stephens, Jimmy Ray | Offensive Line/Run Game Coord. |
| Teevens, Buddy | Asst. Offensive Coord./Tight Ends |

2000

| | |
|--------------------|---|
| Broadway, Rod | Defensive Line/Defensive Tackles/ Extra Point/Field Goal Block |
| Collins, Jim | Defensive Ends/Special Teams/ Punt/Punt Return/ Recruiting Coord. |
| Dixon, Dwayne | Wide Receivers/Kickoff/ Punt Returners/ Asst. Passing Game Coord. |
| Glass, Rob | Dir. of Strength & Conditioning |
| Hoke, Jon | Asst. Head Coach/ Defensive Coord./Secondary |
| Holland, Lawson | Running Backs/Co-Special Teams/ Kickoff Teams/Hands Team |
| Hunt, John | Offensive Tackles/ Tight Ends-Running Game/ Extra Point/Field Goal Protection |
| Sanders, Bob | Asst. Defensive Coord./ Linebackers |
| Spurrier, Steve | Head Coach |
| Stevens, Jimmy Ray | Offensive Line/Centers and Guards/Run Game Coord./ Pass Protection Coord. |
| Teevens, Buddy | Passing Game Coord./Tight Ends/ Wide Receivers/Kickers/Snappers/ Holders |

1999

| | |
|---------------------|--|
| Broadway, Rod | Defensive Tackles |
| Collins, Jim | Recruiting Coord./Weakside and Middle Linebackers |
| Dixon, Dwayne | Asst. Head Coach/Wide Receivers |
| Franks, Carl | Asst. Offensive Coord./ Running Backs |
| Holland, Lawson | Tight Ends |
| Sanders, Bob | Asst. Defensive Coord./ Defensive Ends |
| Spurrier, Steve | Head Coach |
| Stephens, Jimmy Ray | Offensive Line |
| Stoops, Bob | Asst. Head Coach/ Defensive Coord./Secondary |
| Wilson, Barry | Special Teams Coord./ Strongside Linebackers |

| | |
|--------------------|--|
| Dixon, Dwayne | Asst. Head Coach/Receivers |
| Glass, Rob | Dir. of Strength & Conditioning |
| Hoke, Jon | Defensive Coord./Secondary |
| Holland, Lawson | Tight Ends/Special Teams Coord. |
| Hunt, John | Offensive Tackles |
| Sanders, Bob | Asst. Head Coach/ Defensive Ends/Strongside Linebackers |
| Spurrier, Steve | Head Coach/ Offensive Coord./Quarterbacks |
| Stevens, Jimmy Ray | Offensive Line Coach (Centers and Guards) |
| Teevens, Buddy | Running Backs |

1998

| | |
|---------------------|---|
| Broadway, Rod | Defensive Tackles |
| Collins, Jim | Recruiting Coord./Weakside and Middle Linebackers |
| Dixon, Dwayne | Asst. Coach/Wide Receivers |
| Franks, Carl | Asst. Offensive Coord./ Running Backs |
| Holland, Lawson | Special Teams Coord./Tight Ends |
| Sanders, Bob | Asst. Def. Coord./ Defensive Ends/Strongside Linebackers |
| Spurrier, Steve | Head Coach/Offensive Coord. |
| Spurrier Jr., Steve | Asst. Special Teams Coach/ Asst. Offensive Coach |
| Stephens, Jimmy Ray | Offensive Line |
| Stoops, Bob | Asst. Head Coach/ Defensive Coord./Secondary |

1997

| | |
|--------------------|--|
| Broadway, Rod | Defensive Tackles |
| Collins, Jim | Recruiting Coord./Weakside and Middle Linebackers |
| Dixon, Dwayne | Asst. Coach/Wide Receivers |
| Franks, Carl | Asst. Offensive Coord./ Running Backs |
| Holland, Lawson | Tight Ends/ Co-Special Teams Coord. |
| Sanders, Bob | Asst. Defensive Coord./ Defensive Ends |
| Spurrier, Steve | Head Coach |
| Stevens, Jimmy Ray | Offensive Line |
| Stoops, Bob | Asst. Head Coach/ Defensive Coord./Secondary |
| Wilson, Barry | Co-Special Teams Coord./ Strongside Linebackers |

1996

| | |
|---------------------|--|
| Broadway, Rod | Defensive Tackles |
| Collins, Jim | Recruiting Coord./Weakside and Middle Linebackers |
| Dixon, Dwayne | Asst. Head Coach/Wide Receivers |
| Franks, Carl | Asst. Offensive Coord./ Running Backs |
| Holland, Lawson | Tight Ends |
| Sanders, Bob | Asst. Defensive Coord./ Defensive Ends |
| Spurrier, Steve | Head Coach |
| Stephens, Jimmy Ray | Offensive Line |
| Stoops, Bob | Asst. Head Coach/ Defensive Coord./Secondary |
| Wilson, Barry | Special Teams Coord./ Strongside Linebackers |

1995

| | |
|---------------------|--|
| Broadway, Rod | Defensive Tackles |
| Collins, Jim | Inside Linebackers/ Recruiting Coord. |
| Dixon, Dwayne | Asst. Coach/Wide Receivers |
| Franks, Carl | Asst. Offensive Coord./ Running Backs |
| Holland, Lawson | Tight Ends |
| Pruett, Bob | Defensive Coord./ Defensive Backs |
| Sanders, Bob | Asst. Defensive Coord./ Defensive Ends |
| Spurrier, Steve | Head Coach |
| Stephens, Jimmy Ray | Offensive Line |
| Zook, Ron | Asst. Coach/ Special Teams Coord./ Nickelbacks and Strong Safeties |

1994

| | |
|---------------------|--|
| Collins, Jim | Recruiting Coord./Tight Ends |
| Dixon, Dwayne | Wide Receiver |
| Franks, Carl | Inside Linebackers |
| Pruett, Bob | Defensive Coord./Defensive Backs |
| Reaves, John | Offensive Backfield |
| Sanders, Bob | Defensive Line Coord./ Defensive Ends |
| Spurrier, Steve | Head Coach/ Offensive Coord./Quarterbacks |
| Stephens, Jimmy Ray | Offensive Line |
| Strong, Charlie | Asst. Head Coach/ Defensive Tackles |
| Zook, Ron | Nickelbacks/Special Teams Coord. |

1993

| | |
|---------------------|--|
| Anderson, Jerry | Asst. Head Coach/ Defensive Tackles |
| Collins, Jim | Asst. Defensive Co-Coord./ Inside Linebackers |
| Dixon, Dwayne | Wide Receivers |
| Franks, Carl | Tight Ends/Recruiting Coord. |
| Sanders, Bob | Asst. Defensive Co-Coord./ Gatorbacks and Banditbacks |
| Spurrier, Steve | Head Coach/ Offensive Coord./Quarterbacks |
| Stephens, Jimmy Ray | Running Backs |
| Strong, Charlie | Defensive Ends |
| Zook, Ron | Defensive Coord./Defensive Backs |

1992

| | |
|-----------------|--|
| Anderson, Jerry | Asst. Head Coach/ Defensive Tackles |
| Collins, Jim | Asst. Defensive Co-Coord./ Inside Linebackers |
| Dixon, Dwayne | Wide Receivers |
| Franks, Carl | Running Backs/Recruiting Coord. |
| McGeorge, Rich | Offensive Line |
| Reaves, John | Tight Ends |
| Sanders, Bob | Asst. Defensive Co-Coord./ Gatorbacks and Banditbacks |
| Spurrier, Steve | Head Coach |
| Strong, Charlie | Defensive Ends |
| Zook, Ron | Defensive Coord./Defensive Backs |

1991

| | |
|-----------------|--|
| Anderson, Jerry | Asst. Head Coach/ Defensive Tackles |
| Collins, Jim | Asst. Defensive Co-Coord./ Inside Linebackers |
| Dixon, Dwayne | Wide Receivers |
| Franks, Carl | Recruiting Coord./Running Backs |
| McGeorge, Rich | Offensive Line |
| Reaves, John | Tight Ends |

| | |
|-----------------|--|
| Sanders, Bob | Asst. Defensive Co-Coord./ Outside Linebackers/Gatorbacks |
| Spurrier, Steve | Head Coach |
| Strong, Charlie | Defensive Ends |
| Zook, Ron | Defensive Coord./Defensive Backs |

1990

| | |
|-----------------|--|
| Anderson, Jerry | Defensive Tackles |
| Bates, Jim | Defensive Coord./Secondary |
| Collins, Jim | Weakside Linebackers/ Strong Safeties |
| Dixon, Dwayne | Wide Receivers |
| Franks, Carl | Running Backs |
| Marcum, Tim | Inside Linebackers |
| McGeorge, Rich | Offensive Line |
| Reaves, John | Tight Ends |
| Sanders, Bob | Defensive Ends |
| Spurrier, Steve | Head Coach |

1989

| | |
|-----------------|---|
| Anderson, Jerry | Tight Ends and Special Teams |
| Cubit, Bill | Quarterbacks |
| Darnell, Gary | Defensive Coord./ Inside Linebackers |
| Dickey, Jim | Defensive Backs |
| Hall, Galen | Head Coach |
| Jordan, Whitey | Offensive Coord./Running Backs |
| Kokemoor, Roy | Wide Receivers |
| Maggio, Phil | Offensive Line |
| Norris, Rex | Defensive Line |
| Strong, Charlie | Outside Linebackers |

1988

| | |
|-----------------|---|
| Amedee, Lynn | Offensive Coord./Quarterbacks |
| Anderson, Jerry | Tight Ends/Special Teams |
| Darnell, Gary | Defensive Coord./ Inside Linebackers |
| Dickey, Jim | Defensive Backs |
| Hall, Galen | Head Coach |
| Kirksey, Larry | Running Backs |
| Kokemoor, Roy | Wide Receivers |
| Maggio, Phil | Offensive Line |
| Norris, Rex | Defensive Line |
| Strong, Charlie | Outside Linebackers |

1987

| | |
|--------------------|----------------------------------|
| Anderson, Jerry | Tight Ends/Special Teams |
| Brooks, Dan | Defensive Line (Middle Guards) |
| Coughlin, Dan | Defensive Line |
| Dickey, Jim | Inside Linebackers |
| Hall, Galen | Head Coach |
| Heimerdinger, Mike | Wide Receivers/Quarterbacks |
| Kirksey, Larry | Running Backs |
| Maggio, Phil | Offensive Line |
| Smith, Ty | Outside Linebackers |
| Yaralian, Zaven | Defensive Coord./Defensive Backs |

1986

| | |
|--------------------|--------------------------------------|
| Anderson, Jerry | Special Teams |
| Brooks, Dan | Defensive Line |
| Coughlin, Dan | Defensive Line |
| Dickey, Jim | Inside Linebackers |
| Hall, Galen | Head Coach |
| Heimerdinger, Mike | Wide Receivers |
| Kirksey, Larry | Running Backs |
| Maggio, Phil | Offensive Line |
| Smith, Ty | Outside Linebackers |
| Tuten, Rich | Strength & Conditioning |
| Yaralian, Zaven | Defensive Coord./ Defensive Backs |

1985

| | |
|--------------------|---|
| Anderson, Jerry | Special Teams |
| Bailey, Charlie | Defensive Coord./ Inside Linebackers |
| Brooks, Dan | Defensive Line |
| Coughlin, Dan | Defensive Line |
| Hall, Galen | Head Coach |
| Heimerdinger, Mike | Wide Receivers |
| Kirksey, Larry | Running Backs |
| Maggio, Phil | Offensive Line |
| Smith, Ty | Outside Linebackers |
| Tuten, Rich | Strength & Conditioning |
| Yaralian, Zaven | Defensive Backs |

1984

| | |
|--------------------|--|
| Adams, Dwight | Asst. Head Coach for Personnel and Administration (Special Teams) |
| Coughlin, Dan | Defensive Line |
| Hall, Galen | Offensive Coord./Quarterbacks |
| Heimerdinger, Mike | Wide Receivers |
| Kines, Joe | Asst. Head Coach/ Defensive Coord./Inside Linebackers |
| Kirksey, Larry | Running Backs |
| Maggio, Phil | Offensive Line |
| Pell, Charley | Head Coach |
| Smith, Ty | Outside Linebackers |
| Tuten, Rich | Strength & Conditioning |
| Yaralian, Zaven | Defensive Backs |

1983

| | |
|--------------------|--|
| Adams, Dwight | Special Teams and Squad Development |
| Coughlin, Dan | Defensive Line |
| Heimerdinger, Mike | Wide Receivers |
| Kendrick, Vince | Running Backs |
| Kines, Joe | Defensive Coord./ Inside Linebackers |
| Maggio, Phil | Offensive Line |
| Pell, Charley | Head Coach |
| Shanahan, Mike | Asst. Head Coach/ Offensive Coord./Quarterbacks |
| Smith, Ty | Outside Linebackers |
| Tuten, Rich | Strength & Conditioning |
| Yaralian, Zaven | Defensive Backs |

1982

| | |
|-----------------|---|
| Adams, Dwight | Outside Linebackers/ Special Teams |
| Andrews, Mickey | Defensive Secondary |
| Bugar, Mike | Defensive Line |
| Gardner, Jeff | Asst. Offensive Line |
| Kendrick, Vince | Running Backs |
| Kines, Joe | Defensive Coord./ Inside Linebackers |
| Maggio, Phil | Offensive Line |
| McGraw, Sonny | Administrative Asst./ Head of Recruiting |
| McGriff, Lee | Wide Receivers |
| Pell, Charley | Head Coach |
| Shanahan, Mike | Offensive Coord./Quarterbacks |
| Slowik, Bob | Asst. Defensive Backfield |
| Tuten, Rich | Strength & Conditioning |

1981

| | |
|-----------------|---|
| Adams, Dwight | Outside Linebackers/ Special Teams |
| Andrews, Mickey | Defensive Secondary |
| Bugar, Mike | Defensive Line |
| Kendrick, Vince | Running Backs |
| Kines, Joe | Defensive Coord./ Inside Linebackers |

| | |
|----------------|---|
| Maggio, Phil | Offensive Line (Tackles and Tight Ends) |
| McGraw, Sonny | Administrative Asst./ Head of Recruiting |
| McGriff, Lee | Wide Receivers |
| Pell, Charley | Head Coach |
| Rudgers, Jim | Offensive Line (Centers and Guards) |
| Shanahan, Mike | Offensive Coord./Quarterbacks |
| Slowik, Bob | Asst. Defensive Backfield |
| Tuten, Rich | Strength & Conditioning |

1980

| | |
|-----------------|---|
| Adams, Dwight | Defensive Ends |
| Bugar, Mike | Defensive Line |
| Kendrick, Vince | Running Backs |
| Kines, Joe | Linebackers |
| King, Jim | Offensive Line |
| Knight, Virgil | Strength & Conditioning |
| Lyle, Charlie | Defensive Backs |
| Maggio, Phil | Asst. Offensive Line |
| McGraw, Sonny | Administrative Asst./ Head of Recruiting |
| McGriff, Lee | Wide Receivers |
| Parker, Jim | Administrative Asst. |
| Pell, Charley | Head Coach |
| Shanahan, Mike | Offensive Coord./Quarterbacks |
| Slowik, Bob | Asst. Defensive Backfield |
| Waters, Wright | Asst. Athletic Director/ Student Life |

1979

| | |
|-----------------|---|
| Adams, Dwight | Defensive Ends |
| Aldridge, Denny | Quarterbacks |
| Dicks, Wesley | Asst. Offensive Line |
| Jenkins, Pete | Defensive Line |
| Kines, Joe | Linebackers |
| King, Jim | Offensive Line |
| Knight, Virgil | Strength & Conditioning |
| Lyle, Charlie | Defensive Backs |
| McGraw, Sonny | Administrative Asst./ Head of Recruiting |
| McGriff, Lee | Wide Receivers |
| Morand, Eroy | Running Backs |
| Parker, Jim | Administrative Asst. |
| Pell, Charley | Head Coach |
| Waters, Wright | Academic Counselor |

1978

| | |
|---------------------|--|
| Brown, Don | Tight End Coach/Chief Recruiter |
| Dickey, Doug | Head Coach |
| Helton, Kim | Offensive Line |
| Knotts, Doug | Defensive Coord./Linebackers |
| Lyle, Charlie | Defensive Secondary |
| McGriff, Lee | Wide Receivers |
| Parker, Jim | Asst. Offensive Backfield |
| Spurrier, Steve | Offensive Backfield/Quarterbacks/ Running Backs |
| Stephens, Jimmy | Offensive Line Asst. |
| Talbot, Randy | Recruiting/ Alumni Association Asst. |
| Thompson, III, Jack | Defensive Line |

1977

| | |
|---------------|---|
| Brown, Don | Tight End and Tackles/ Chief Recruiter |
| Dickey, Doug | Head Coach |
| Dunn, Jimmy | Offensive Coord. |
| Hall, Jack | Kickers and Weights Coach |
| Hatfield, Ken | Wide Receivers/Running Backs |
| Helton, Kim | Interior Offensive Line |
| Knotts, Doug | Defensive Coord./Linebackers |

| | |
|---------------------|---------------------|
| Reed, Lambert | Defensive Interior |
| Thompson, III, Jack | Defensive Ends |
| Trammell, Allen | Defensive Secondary |

1976

| | |
|---------------------|--|
| Brown, Don | Tight Ends and Tackles/ Chief Recruiter |
| Dickey, Doug | Head Coach |
| Dunn, Jimmy | Offensive Coord. |
| Hall, Jack | Kickers and Weights Coach |
| Hatfield, Ken | Wide Receivers/Running Backs |
| Helton, Kim | Interior Offensive Line |
| Johnson, Brooks | Recruiting/Sprint Coach |
| Knotts, Doug | Defensive Coord./Linebackers |
| Niblack, Jim | Head Junior Varsity Coach |
| Reed, Lambert | Defensive Interior |
| Thompson, III, Jack | Defensive Ends |
| Trammell, Allen | Defensive Secondary |

1975

| | |
|---------------------|---|
| Brown, Don | Tight Ends and Tackles/ Administrative Asst. |
| Dickey, Doug | Head Coach |
| Dunn, Jimmy | Offensive Coord. |
| Fuller, Dave | Scout Team/Kickers |
| Fulton, Charles | Recruiting Coord./Scouting/ Junior Varsity Coach |
| Hall, Jack | Head Freshman Coach |
| Hatfield, Ken | Wide Receivers |
| Helton, Kim | Interior Offensive Lineman |
| Knotts, Doug | Defensive Coord./Linebackers |
| Reed, Lambert | Defensive Interior |
| Thompson, III, Jack | Defensive Ends |
| Trammell, Allen | Defensive Secondary |

1974

| | |
|---------------------|---|
| Breaux, Don | Wide Receivers |
| Brown, Don | Tight Ends and Tackles/ Administrative Asst. |
| Carr, Bill | Academic Supervisor/ Asst. Coach and Scout |
| Dickey, Doug | Head Coach |
| Dunn, Jimmy | Offensive Coord. |
| Fuller, Dave | Scout Team Coach |
| Fulton, Charles | Recruiting Coord./Scouting/ Freshman Coach |
| Hall, Jack | Head Freshman Coach |
| Hatfield, Ken | Defensive Secondary |
| Helton, Kim | Interior Offensive Line |
| Knotts, Doug | Defensive Coord./Linebackers |
| Thompson, III, Jack | Defensive Line |
| Trammell, Allen | Defensive Ends |
| Webster, Jim | Freshman Defense and Scouting/ Recruiting |

1973

| | |
|---------------------|---|
| Breaux, Don | Wide Receivers |
| Brown, Don | Tight Ends and Tackles/ Administrative Asst. |
| Carr, Bill | Academic Supervisor/ Asst. Coach and Scout |
| Dickey, Doug | Head Coach |
| Dunn, Jimmy | Offensive Coord./ Quarterbacks/Running Backs |
| Fuller, Dave | Scout Team Head Coach |
| Fulton, Charles | Freshman Backfield and Scouting |
| Hall, Jack | Freshman Team Head Coach |
| Hatfield, Ken | Defensive Secondary |
| Helton, Kim | Interior Offensive Line |
| Knotts, Doug | Defensive Coord./Linebackers |
| Thompson, III, Jack | Defensive Line |
| Trammell, Allen | Freshman Defense/Recruiting |

1972

| | |
|---------------------|---|
| Brown, Don | Tight Ends and Tackles/ Administrative Asst. |
| Carr, Bill | Academic Supervisor/ Asst. Coach and Scout |
| Deal, Don | Running Backs |
| Dickey, Doug | Head Coach |
| Dunn, Jimmy | Offensive Coord./ Quarterbacks/Split Receivers |
| Fuller, Dave | Scout Team Coach |
| Fulton, Charles | Freshman Backfield and Scouting |
| Hall, Jack | Head Freshman Coach |
| Hatfield, Ken | Defensive Secondary |
| Haynes, Jimmy | Offensive Line |
| Knotts, Doug | Defensive Coord./Linebackers |
| Thompson, III, Jack | Defensive Line |
| Trammell, Allen | Freshman Defense/Recruiting |

1971

| | |
|---------------------|--|
| Brown, Don | Tight Ends/Administrative Asst. |
| Deal, Don | Head Freshman Coach/ Academic Supervisor |
| Dickey, Doug | Head Coach |
| Dunn, Jimmy | Offensive Coord./ Quarterbacks/Wide Receivers |
| Fuller, Dave | Scout Team Coach |
| Hall, Jack | Chief Recruiting Coord./ Asst. Coach |
| Hatfield, Ken | Defensive Secondary |
| Haynes, Jimmy | Offensive Line |
| Infante, Lindy | Running Backs |
| Jones, Jack | Defensive Ends |
| Knotts, Doug | Defensive Coord./Linebackers |
| Thompson, III, Jack | Defensive Interior |

1970

| | |
|---------------------|--|
| Brown, Don | Defensive Secondary |
| Deal, Don | Asst. Scout Team Coach/ Academic Supervisor |
| Dickey, Doug | Head Coach |
| Dunn, Jimmy | Offensive Coord./ Quarterbacks/Wide Receivers |
| Fulcher, Bill | Offensive Line |
| Fuller, Dave | Scout Team Coach |
| Hall, Jack | Chief Recruiting Coord./ Asst. Coach |
| Haynes, Jimmy | Head Freshman Coach |
| Infante, Lindy | Running Backs |
| Knotts, Doug | Defensive Coord./ Defensive Interior |
| McGowan, Bubba | Recruiting Coord./ Freshman Backs Coach |
| McKinney, George | Linebackers |
| Thompson, III, Jack | Defensive Ends |

1969

| | |
|-------------------------|---|
| Brown, Don | Defensive Backfield |
| Ellenson, Eugene | Asst. Head Coach/ Head Defensive Coach |
| Fuller, Dave | Scout-Team Coach |
| Graves, Ray | Head Coach/Director of Athletics |
| Haynes, Jimmy | Offensive Asst. |
| Infante, Lindy | Head Freshman Coach |
| Kensler, Edward | Offensive Line |
| McGowan, Bubba | Wide Receivers |
| Pancoast, Fred | Head Offensive Coach/ Offensive Backfield |
| Smith, Charles "Rabbit" | Head Recruiter |
| Thompson, III, Jack | Defensive Interior Lineman |
| Westbrook, Jack | Freshman Backfield/Scouting/ Academic Supervisor |

1968

| | |
|-------------------------|---|
| Brown, Don | Defensive Backfield |
| Ellenson, Eugene | Asst. Head Coach/ Head Defensive Coach |
| Fuller, Dave | B-Team Coach |
| Graves, Ray | Head Coach |
| Haynes, Jimmy | Head Freshman Coach |
| Infante, Lindy | B-Team Coach |
| Kensler, Edward | Head Offensive Coach/ Offensive Line |
| McGowan, Bubba | Offensive End |
| Pancoast, Fred | Offensive Backfield |
| Smith, Charles "Rabbit" | Head Recruiter |
| Thompson, III, Jack | Defensive Interior Line |
| Westbrook, Jack | Freshman Backfield/Scouting/ Academic Supervisor |

1967

| | |
|-------------------------|---|
| Brown, Don | Defensive Ends |
| Ellenson, Eugene | Asst. Head Coach/ Head Defensive Coach |
| Fuller, Dave | B-Team Coach |
| Graves, Ray | Head Coach/Director of Athletics |
| Kensler, Edward | Head Offensive Coach/ Offensive Line |
| Kinard, Billy | Defensive Backfield |
| McGowan, Bubba | Offensive Ends |
| Pancoast, Fred | Offensive Backfield |
| Smith, Charles "Rabbit" | Head Recruiter |
| Thompson, III, Jack | B-Team Coach |
| Travis, Larry | Head Freshman Coach |

1966

| | |
|-------------------------|---|
| Brown, Don | Defensive Ends |
| Ellenson, Gene | Asst. Head Coach/ Head Defensive Coach |
| Fuller, David | B-Team Coach |
| Graves, Ray | Head Coach |
| Kensler, Ed | Head Offensive Coach/ Offensive Line |
| Kinard, Billy | Defensive Backs |
| McGowan, Bubba | Offensive Ends |
| Pancoast, Fred | Offensive Backfield |
| Smith, Charles "Rabbit" | Head Recruiter |
| Thompson, III, Jack | B-Team Coach |
| Travis, Larry | Head Freshman Coach |

1965

| | |
|-------------------------|---|
| Brown, Don | Defensive Ends |
| Eibner, John | Head B-Team Coach/Head Scout |
| Ellenson, Gene | Asst. Head Coach/ Head Defensive Coach |
| Fuller, David | Head Freshman Coach |
| Graves, Ray | Head Coach |
| Kensler, Ed | Head Offensive Coach/ Offensive Line |
| Kinard, Billy | Defensive Backs |
| McGowan, Bubba | Offensive Ends |
| Pancoast, Fred | Offensive Backfield |
| Smith, Charles "Rabbit" | Head Recruiter |
| Travis, Larry | Asst. B-Team Coach |

1964

| | |
|-----------------|-------------------------|
| Brown, Don | Defensive Ends |
| Eibner, John | Head Scout/B-team Coach |
| Ellenson, Gene | Defensive Coord. |
| Fuller, Dave | Freshman Head Coach |
| Graves, Ray | Head Coach |
| Kensler, Ed | Offensive Line |
| Kinard, Billy | Defensive Backs |
| Pancoast, Fred | Offensive Ends |
| Rodgers, Pepper | Offensive Coord. |

| | |
|-------------------------|----------------|
| Smith, Charles "Rabbit" | Head Recruiter |
| Travis, Larry | B-Team Asst. |

1963

| | |
|------------------|------------------------------|
| Brown, Don | Offensive Line |
| Donaldson, John | Head Freshman Coach |
| Dunn, Jimmy | Defensive Backfield |
| Dupree, Sterling | Head Recruiter |
| Eibner, John | Asst. Coach/Head Scout |
| Ellenson, Gene | Defensive Coach |
| Fuller, Dave | Asst. Varsity Coach |
| Graves, Ray | Head Coach/Athletic Director |
| Mooney, Otis | Asst. Defensive Coach |
| Rodgers, Pepper | Offensive Coord. |

1962

| | |
|------------------|---|
| Brown, Don | Asst. Defensive Line |
| Donaldson, Jack | Defensive Backfield |
| Dunn, Jimmy | Asst. Backfield |
| Dupree, Sterling | Head Recruiter |
| Eibner, John | Asst. Coach/Head Scout |
| Ellenson, Gene | Offensive Line |
| Fuller, Dave | Head Freshman Coach |
| Graves, Ray | Head Coach/Athletic Director |
| Green, Jack | Athletic Director Asst./ Defensive Coach |
| Rodgers, Pepper | Offensive Coord. |

1961

| | |
|------------------|------------------------------|
| Donaldson, John | Asst. Coach |
| Dunn, Jimmy | Asst. Coach |
| Dupree, Sterling | Asst. Coach/Head Recruiter |
| Eibner, John | Asst. Coach/Head Scout |
| Ellenson, Gene | Asst. Coach |
| Fuller, Dave | Asst. Coach |
| Graves, Ray | Head Coach/Athletic Director |
| Green, Jack | Asst. Coach |
| Powell, Jim | Asst. Coach |
| Rodgers, Pepper | Asst. Coach |

1960

| | |
|-------------------|------------------------------|
| Donaldson, John | Asst. Coach |
| Dunn, Jimmy | Full Student Asst. Coach |
| Eibner, John | Asst. Coach/Head Scout |
| Ellenson, Gene | Asst. Coach |
| Fuller, Dave | Freshman Football Coach |
| Graves, Ray | Head Coach/Athletic Director |
| Green, Jack | Asst. Coach |
| Mauer, John | Defensive Ends |
| Powell, Jim | Offensive Ends |
| Rodgers, Pepper | Asst. Coach |
| Scarborough, Earl | Linebackers |

1959

| | |
|-------------------|------------------------------|
| Cara, Mac | Offensive Backfield |
| Foldberg, Hank | Offensive Line |
| Fuller, Dave | Defensive Backfield |
| Hooser, Hobe | Defensive Line |
| Jones, Dick | Asst. Coach |
| Lyle, Sam | Asst. Coach |
| Mauer, John | Defense Ends/Linebackers |
| Powell, Jim | Head Freshman Coach |
| Robinson, Harvey | Head Backfield Coach |
| Scarborough, Earl | Asst. Coach |
| Woodruff, Bob | Head Coach/Athletic Director |

1958

| | |
|-------------------|------------------------------|
| Cara, Mac | Offensive Backfield |
| Foldberg, Hank | Offensive Line |
| Fuller, Dave | Defensive Backfield |
| Hooser, Hobe | Defensive Line |
| Jones, Dick | Asst. Coach |
| Mauer, John | Defensive Ends |
| Powell, Jim | Head Freshman Coach |
| Robinson, Harvey | Head Backfield Coach |
| Scarborough, Earl | Asst. Coach |
| Woodruff, Bob | Head Coach/Athletic Director |

1957

| | |
|-------------------|------------------------------|
| Cara, Mac | Asst. Coach |
| Eibner, John | Head Scout/Asst. Coach |
| Foldberg, Hank | Offensive Line |
| Fuller, Dave | Asst. Backfield |
| Hooser, Hobe | Defensive Line |
| Jones, Dick | Asst. Coach |
| Mauer, John | Defensive Ends |
| Robinson, Harvey | Head Backfield Coach |
| Scarborough, Earl | Asst. Coach |
| Woodruff, Bob | Head Coach/Athletic Director |

1956

| | |
|------------------|------------------------------|
| Cara, Mac | Asst. Coach |
| Eibner, John | Asst. Coach/Head Scout |
| Foldberg, Hank | Offensive Line |
| Fuller, Dave | Asst. Backfield |
| Hooser, Hobart | Defensive Line |
| Jones, Dick | Asst. Coach |
| Mauer, John | Defensive Ends |
| Robinson, Harvey | Head Backfield Coach |
| Tate, Charlie | Freshman Football Coach |
| Woodruff, Bob | Head Coach/Athletic Director |

1955

| | |
|------------------|------------------------------|
| Cara, Mac | Asst. Coach |
| Eibner, John | Head Scout/Asst. Coach |
| Foldberg, Hank | Offensive Line |
| Fuller, Dave | Freshman Coach |
| Hall, Dale | Offensive Backs |
| Hooser, Hobe | Defensive Line |
| Jones, Dick | Asst. Coach |
| Mauer, John | Defensive Ends |
| Robinson, Harvey | Defensive Backs |
| Woodruff, Bob | Head Coach/Athletic Director |

1954

| | |
|----------------|------------------------------|
| Cara, Mac | Backfield |
| Eibner, John | Head Scout |
| Foldberg, Hank | Offensive Line and Ends |
| Fuller, Dave | Freshmen Coach |
| Hall, Dale | Offensive Backs |
| Hooser, Hobe | Defensive Line |
| Jones, Dick | Freshmen Coach |
| Mauer, John | Defensive Backs and Ends |
| Woodruff, Bob | Head Coach/Athletic Director |

1953

| | |
|----------------|---------------------------------|
| Eibner, John | Head Scout |
| Foldberg, Hank | Offensive Line and Ends |
| Fuller, Dave | Defensive Backs |
| Cara, Mac | Offensive Backs |
| Hooser, Hobart | Defensive Line |
| Lyle, Sam | Asst. Coach |
| Powell, Jim | Freshmen Coach |
| Mauer, John | Defensive Backs and Linebackers |
| Rauch, John | Quarterbacks |
| Woodruff, Bob | Head Coach/Athletic Director |

1952

| | |
|-------------------|------------------------------|
| Cara, Mac | Asst. Coach |
| Eibner, John | Head Scout |
| Foldberg, Hank | Offensive Line and Ends |
| Fuller, Dave | Asst. Backfield |
| Hooser, Hobe | Defensive Line |
| Robinson, Harvey | Head Backfield |
| Jones, Dick | Freshmen Coach |
| Mauer, John | Defensive Backs and Ends |
| Scarborough, Earl | Asst. Coach |
| Woodruff, Bob | Head Coach/Athletic Director |

1951

| | |
|---------------------|---|
| Coleman, Tonto | Offensive Ends/ Head B-Team and Freshmen |
| Dellastatious, Bill | Asst. Coach |
| Eibner, John | Offensive Line |
| Fuller, Dave | Asst. Coach |
| Hooser, Hobe | Defensive Line |
| Kynes, Jimmy | Student Asst. |
| Mauer, John | Defensive Backs |
| Montsdeoca, Fred | Student Asst. |
| Sauer, John | Offensive Backs |
| Woodruff, Bob | Head Coach/Athletic Director |

1950

| | |
|-------------------------|------------------------------|
| Battista, Julius "Mush" | Freshman Asst. |
| Broyles, Frank | Defensive Backs |
| Coleman, Tonto | Head Freshman Coach |
| Eibner, John | Offensive Line |
| Fuller, Dave | Freshman Asst. |
| Hooser, Hobe | Defensive Line |
| McAllister, Sam | B-Team Coach |
| Sauer, John | Offensive Backs |
| Woodruff, Bob | Head Coach/Athletic Director |

1949

| | |
|------------------------|------------------------------|
| Batista, Julius "Mush" | Freshman Line Coach |
| Dupree, Sterling | Backfield Coach |
| Fuller, Dave | Freshman Backfield Coach |
| McAllister, Sam | Scout Team Coach |
| Severin, Paul | Head Freshman Coach |
| Shoemaker, Perron | End Coach |
| Twomey, Ted | Line Coach |
| Wolf, Raymond "Bear" | Head Coach/Athletic Director |

1948

| | |
|------------------------|------------------------------|
| Batista, Julius "Mush" | Freshman Line Coach |
| Dupree, Sterling | Backfield Coach |
| Fuller, Dave | Freshman Backfield Coach |
| McAllister, Sam | Head Freshman Coach |
| Severin, Paul | End Coach |
| Twomey, Ted | Line Coach |
| Wolf, Raymond "Bear" | Head Coach/Athletic Director |

1947

| | |
|------------------------|------------------------------|
| Batista, Julius "Mush" | Asst. Coach |
| Brannon, Buster | Backfield Coach |
| Fuller, Dave | Asst. Coach |
| McAllister, Sam | Freshman Coach |
| Severin, Paul | End Coach |
| Twomey, Ted | Line Coach |
| Wolf, Raymond "Bear" | Head Coach/Athletic Director |

1946

| | |
|------------------------|------------------------------|
| Batista, Julius "Mush" | Asst. Coach |
| Brannon, Buster | Backfield Coach |
| McAllister, Sam | Freshman Coach |
| Fuller, Dave | Asst. Coach |
| Severin, Paul | End Coach |
| Twomey, Ted | Line Coach |
| Wolf, Raymond "Bear" | Head Coach/Athletic Director |

1941

| | |
|-----------------|-----------------|
| McAllister, Sam | Backfield Coach |
| Mullins, Larry | Line Coach |
| Leib, Tom | Head Coach |

1938

| | |
|---------------------|-------------|
| Stanley, Dutch | Asst. Coach |
| McAllister, Stanley | Asst. Coach |
| Proctor, Carlos | Asst. Coach |
| Sander, Rod | Asst. Coach |
| Hardage, Lewis | Asst. Coach |
| Cody, Josh | Head Coach |

1936

| | |
|-----------------|-------------|
| Stanley, Dutch | Asst. Coach |
| Dixon, Rand | Asst. Coach |
| Proctor, Carlos | Asst. Coach |
| Hardage, Lewis | Asst. Coach |
| Cody, Josh | Head Coach |

1934

| | |
|-------------------------|-------------|
| Bowyer, Ernest (Goof) | Asst. Coach |
| Clemons, Ben | Asst. Coach |
| Stanley, Dennis (Dutch) | Head Coach |

1933

| | |
|-------------------------|-------------|
| Bowyer, Ernest (Goof) | Asst. Coach |
| Clemons, Ben | Asst. Coach |
| Lavin, Chuck | Asst. Coach |
| Patillo, Pat | Asst. Coach |
| Stanley, Dennis (Dutch) | Head Coach |

1932

| | |
|-------------------------|-------------|
| Cawthon, Rainey | Asst. Coach |
| Bowyer, Ernest (Goof) | Asst. Coach |
| Clemons, Ben | Asst. Coach |
| Patillo, Pat | Asst. Coach |
| Stanley, Dennis (Dutch) | Head Coach |



LETTERWINNERS

Efforts have been made to make this list as accurate as possible. We will gladly consider any corrections, additions or deletions to this list.

Send to: SIDmail@gators.ufl.edu
Attention: Football Lettermen

A

| | |
|--------------------------|--------------------|
| Abbott, Frederic M. | 1970, 71, 72 |
| Abdelnour, Thomas A. | 1967, 68, 69 |
| Ackerman, Brady | 1990, 91 |
| Adams, Andre E. | 1985 |
| Adams, Lawrence H. | 1971, 74 |
| Adams, Roger | 1944 |
| Adkins, Mitty | 1948, 49 |
| Adkins, Robert M. | 1974, 77 |
| Agee, Joseph R., III | 1969 |
| Ajagbe, Gideon | 2011 |
| Alajajian, Nick | 2010, 11 |
| Albertson, Arthur | 1906 |
| Albury, Charles D. | 1968, 69 |
| Alderman, Tom | 1906 |
| Alexander, Bennie | 1998, 99, 2000, 01 |
| Alford, Lutrell | 2007 |
| Allen, Joseph L. | 1973, 74, 75 |
| Allen, Richard A. | 1956, 57, 59 |
| Allen, Tremayne | 1995, 96 |
| Allen, William Theo | 1982 |
| Alli, Stephen | 2010, 11 |
| Alvarez, Carlos | 1969, 70, 71 |
| Amelung, Frank A., Jr | 1967, 68, 69 |
| Anderson, Anthony L. | 1973, 74 |
| Anderson, B. G. | 1920 |
| Anderson, C. A. | 1919, 20 |
| Anderson, Charlie (Neal) | 1982, 83, 84, 85 |
| Anderson, Eric | 1984 |
| Anderson, Jerry D. | 1964, 65, 66 |
| Anderson, Kris H. | 1971, 72, 73 |
| Anderson, Markihe | 2006, 07, 08, 09 |
| Anderson, Myrick R. | 1989, 90, 91, 92 |
| Anderson, R. T. | 1931 |
| Anderson, Tom | 1931 |
| Anderson, W. F. | 1925 |
| Anthony, Reidel | 1994, 95, 96 |
| Antwine, Brandon | 2006, 08, 09, 10 |
| Archie, Pete | 1991, 92 |
| Arfaras, Nicholas I. | 1958, 59, 60 |
| Armstrong, Scott W. | 1984, 85, 86 |
| Armstrong, Trace. | 1988 |
| Ash, Terry D. | 1970 |
| Atkins, Avery | 2005 |
| Augustine, Zephryn | 2002, 03, 04 |
| Aust, Clifton E. | 1971, 72, 73 |
| Aydt, Timothy E. | 1975, 76, 77 |
| Ayers, William | 1957, 58 |

B

| | |
|----------------------|------------------|
| Badeaux, Ernie | 1996 |
| Baeszler, Marquis C. | 1964, 65, 66 |
| Bagwell, Archie | 1940 |
| Bailey, Cory | 2001, 02, 03, 04 |
| Baker, Dallas | 2003, 04, 05, 06 |
| Baker, Henry | 1908, 09 |
| Baker, Jay S. | 1985 |
| Baker, P. O. | 1916, 19, 20 |
| Baker, Tyrone | 1994, 96, 97 |
| Balas, Leonard C. | 1950, 51, 52 |

| | |
|--------------------------|------------------|
| Baldry, Derek | 2007 |
| Baldwin, Gregory S. | 1988, 89 |
| Ball, Clinton R. | 1973, 74, 75 |
| Ball, Neiron | 2010 |
| Barber, John | 1942 |
| Barber, Terence B. | 1988, 89, 90 |
| Barber, Vernon S. | 1973, 74, 75, 76 |
| Barchan, Joseph | 1922 |
| Barfield, John W. | 1965, 66, 67 |
| Barker, Allie | 1931 |
| Barnard, David | 1992, 93, 94, 95 |
| Barnes, Donald L. | 1952 |
| Barnhart, David L. | 1968 |
| Barr, Jimmy D. | 1969, 71 |
| Barrett, Donald James | 1964, 65, 66 |
| Barrington, Glenn | 1942 |
| Barrow, Gregory John | 1980 |
| Barrow, John B. | 1953, 54, 55, 56 |
| Barrs, Albert | 1906 |
| Bartleson, Charles | 1908 |
| Bartley, Ephesians | 1988, 89, 90, 91 |
| Bartley, Jason | 1992, 93, 94, 95 |
| Bartruff, Wm. Owen | 1986, 87, 88 |
| Bass, Billy | 1952, 53, 54 |
| Bates, James | 1993, 94, 95, 96 |
| Batten, Thomas E., Jr | 1961, 62 |
| Battista, Julius B. | 1938, 39, 40 |
| Battle, Ronnie | 1994, 95, 96, 97 |
| Beach, James E. | 1948, 49 |
| Beauchamp, Tim | 1995, 96, 97 |
| Beaver, James E. | 1959, 60, 61 |
| Beavin, Paul T. | 1987 |
| Beck, Cecil | 1925, 26, 27 |
| Beck, George | 1933 |
| Beckman, Lars E. | 1964, 65 |
| Beckwith, Jack | 1933, 34, 35 |
| Beeler, P. R. | 1912 |
| Beemer, Gary | 2010 |
| Belden, Douglas R. | 1946, 47, 48 |
| Bell, Kerwin D. | 1984, 85, 86, 87 |
| Bell, Reed | 1944 |
| Bell, Steven | 2003 |
| Bell, William R. | 1977, 78, 79 |
| Benjamin, Basil | 1986 |
| Bennek, William I. | 1977, 78 |
| Bennett, Bruce | 1963, 64, 65 |
| Bennett, Franklin | 1936 |
| Beno, Andy | 1939 |
| Benson, James E., Jr | 1964, 65, 66 |
| Bentfrou, W. | 1921 |
| Berlin, Brock | 2000, 01 |
| Bernhard, Drayton | 1931, 32, 33 |
| Bernhardt, James T., III | 1963, 64 |
| Berry, John J. | 1938 |
| Bethea, L. R. | 1928, 29, 30 |
| Bie, O. A. | 1922 |
| Bilinski, Leo | 1933 |
| Bilkie, Chris | 1991, 92, 93, 94 |
| Billett, Rodney Charles | 1982, 83, 84 |
| Billins, Mike V. | 1989 |
| Bilyk, Gerald L. | 1952, 53, 54 |
| Bishop, Homer | 1925 |
| Bishop, Howard | 1925, 26, 27 |
| Bishop, Thomas W. | 1946, 47 |
| Black, Ahmad | 2007, 08, 09, 10 |
| Blackett, Roderick | 2007, 08 |
| Blair, Richard H. | 1957 |
| Blair, Steven S. | 1975, 76, 77 |

| | |
|-----------------------------|--------------------|
| Blalock, Jack | 1937, 38 |
| Blank, Ralph | 1941 |
| Blackshear, Cheston | 1996, 97, 98, 99 |
| Blavi, Richard H. | 1957 |
| Blaylock, Andrew | 2009 |
| Bludworth, David H. | 1961 |
| Boardman, Hollis C. | 1971, 72, 73 |
| Boateng, Nyan | 2005 |
| Boedy, Robert F. | 1972, 73 |
| Bolduc, Norman | 1991 |
| Bolton, William O., Jr. | 1954, 55, 56 |
| Bond, John S., Jr. | 1924 |
| Bond, William B. | 1928 |
| Boney, Clark H., Jr. | 1955, 56, 57 |
| Bono, Louis | 1927, 28 |
| Booker, William E. | 1954, 55, 56 |
| Booth, James K. | 1971 |
| Borajkiewicz, Joseph L. | 1981 |
| Bostic, Jonathan | 2009, 10, 11 |
| Bowden, David R. | 1972, 73 |
| Bowen, Hunter S. | 1969, 70 |
| Bowen, Paul | 1994 |
| Bowyer, Ernest J. | 1926, 27, 28 |
| Bracken, Andrew J. | 1941, 42 |
| Bradley, Victor Andrew | 1981 |
| Branch, Harold T. | 1948 |
| Brandon, Michael B. | 1989, 90, 91 |
| Brannon, C. S. | 1917 |
| Brannon, Hill, Jr. | 1950, 51, 52 |
| Brantley, John, IV | 2008, 09, 10, 11 |
| Brantley, John, III | 1977, 78 |
| Brantley, Scot E. | 1976, 77, 78, 79 |
| Brantley, Richard A. | 1957, 58, 59 |
| Braun, Chris | 1993, 94 |
| Bray, H. Thompson | 1947, 48 |
| Brewer, Rodney L. | 1984, 85, 86 |
| Bretsch, Kenneth P. | 1957 |
| Brindise, Noah | 1995, 96, 97 |
| Brinson, Larry S. | 1973, 74, 75, 76 |
| Brissett, Jacoby | 2011 |
| Broadus, Loren A. | 1947, 48, 49, 50 |
| Brock, Paul | 1936, 37 |
| Brodsky, Joe | 1953, 54, 55, 56 |
| Brodsky, Joseph, Jr. | 1978 |
| Bromley, Chris R. | 1987, 88, 89, 90 |
| Bromley, Philip Eugene. III | 1981, 82, 83, 84 |
| Brooks, Hubert E. | 1950, 51, 52 |
| Brooks, Nick | 2005, 06 |
| Brooks, Rodney Andrew | 1978, 80 |
| Brown, Aaron | 1948, 49 |
| Brown, Alex | 1998, 99, 2000, 01 |
| Brown, Ben | 1998, 99, 2001 |
| Brown, Donald E. | 1949, 50, 51 |
| Brown, J. Alton | 1933, 34, 35 |
| Brown, J. Henry | 1984, 85, 86, 87 |
| Brown, Jeremy | 2010 |
| Brown, Johnell | 1979, 80, 81, 82 |
| Brown, Joseph B. | 1964, 65 |
| Brown, Lomas | 1981, 82, 83, 84 |
| Brown, Mack | 2011 |
| Brown, Merrell R. | 1961, 62, 63 |
| Brown, Mike | 1990 |
| Brown, Paul | 1932 |
| Brown, Ray T. | 1952, 53, 54, 55 |
| Brown, Richard | 1923, 24, 25 |
| Brown, Teako | 1995, 96, 97, 98 |
| Brown, Trell | 1977 |
| Brown, Vernell, Sr. | 1982, 83, 84, 85 |

| | |
|------------------------|--------------------|
| Brown, Vernell, Jr. | 2002, 03, 04, 05 |
| Brown, Varoly Agusta | 1979, 80, 81, 82 |
| Brown, Wallace | 1933, 34 |
| Browne, Richard S. | 1971, 72, 73 |
| Browning, Pat | 1995, 97 |
| Brumbaugh, Carl | 1927, 28 |
| Brumby, Robert | 1924 |
| Bryan, Joe | 1927, 28 |
| Bryan, Scott | 1996, 97, 98 |
| Bryan, William E. | 1932, 33 |
| Bryant, G. K. | 1925 |
| Bucha, Mike | 1938, 39, 40 |
| Buchanan, Richard A. | 1969, 70, 71 |
| Buck, Shaw | 1931 |
| Buie, A. P. | 1910, 11, 12, 13 |
| Bullard, Thaddeus | 1997, 98, 99, 2000 |
| Bullock, Carlos E. | 1933 |
| Bullock, J. R. | 1911, 12, 13 |
| Burch, Shannon Leonard | 1978, 81 |
| Burden, Gregory H. | 1984, 85 |
| Burdgess, Derrick E. | 1977, 78 |
| Burford, Robert R. | 1954, 55, 56 |
| Burgess, John E. | 1952, 53, 54, 55 |
| Burgess, Rick | 2009 |
| Burke, William C. | 1954 |
| Burnett, John | 1925 |
| Burnett, P. H. | 1922 |
| Burnett, Webbie D. | 1986, 87 |
| Burns, Jack C. | 1968, 69, 70 |
| Burroughs, John | 1935 |
| Burton, Trey | 2010, 11 |
| Bushell, Adrian | 2009 |
| Bushnell, Byron | 1915 |
| Butler, Alvin | 2004 |
| Butler, Alvin B. | 1972, 73, 74 |
| Butler, Gene | 1932 |
| Butler, Lance | 2003, 04, 05 |
| Butz, Clyde O. | 1959 |
| Byers, Bernarr M. | 1968 |
| Byrd, C. Y. | 1922 |
| Byrd, Walter O'Neal | 1982, 84, 85, 86 |
| Byrge, Earl | 1965 |

C

| | |
|---------------------|------------------|
| Cahill, Leo | 1939, 40, 41 |
| Cain, Herbert A. | 1976 |
| Cain, Hunter | 2005 |
| Cain, John J. | 1976 |
| Caldwell, Andre | 2003, 04, 06, 07 |
| Caldwell, Reche | 1999, 2000, 01 |
| Calhoun, Kelvin | 1988 |
| Callahan, Melton V. | 1965 |
| Cameron, Glenn S. | 1972, 73, 74 |
| Cameron, Jeff | 1982 |
| Campbell, Jayme | 1998, 99 |
| Campbell, Mark | 1992, 93, 94, 95 |
| Canova, W. F. | 1917 |
| Cansler, Dale B. | 1958, 59 |
| Capel, John | 1998, 99 |
| Cappleman, H.L. | 1909, 14 |
| Carey, Craig | 1991 |
| Carlton, James M. | 1952 |
| Card, Jack D. | 1964, 65, 66 |
| Carlisle, Cooper | 1996, 97, 98, 99 |
| Carlton, R. A. | 1922 |
| Carlton, T. Hoyt | 1920, 21 |
| Carodine, Miguel | 2010 |

| | |
|--------------------------|--------------------|
| Carpenter, Darrell | 2003, 04 |
| Carpenter, Darrell F. | 1973, 74, 75, 76 |
| Carr, Earl | 1975, 76, 77 |
| Carr, William C. | 1964, 65, 66 |
| Carroll, Bo | 1997, 98, 99, 2000 |
| Carroll, Travis | 2000, 01 |
| Carte, B. S. | 1944, 45, 46 |
| Carter, Deshawn | 2002, 04 |
| Carter, Kevin | 1991, 92, 93, 94 |
| Carthon, Ran | 2000, 01, 02, 03 |
| Carver, Corlis R. | 1947, 48, 49 |
| Cary, Stanley | 1942 |
| Casares, Richard J. | 1951, 52, 53 |
| Case, Lawrence | 1923 |
| Casey, Charles A. | 1963, 64, 65 |
| Casey, Tate | 2004, 05, 06, 08 |
| Cash, William K. | 1960, 61, 62 |
| Cassidy, Arch W. | 1953, 54 |
| Cawen, William | 1941 |
| Cawthon, Rainey | 1927, 28, 29 |
| Chambers, Derrick | 1997, 98, 99, 2000 |
| Champlon, Ralph | 1925 |
| Chandler, Don G. | 1954, 55 |
| Chandler, Jeff | 1998, 99, 2000, 01 |
| Chandler, Wesley S. | 1974, 75, 76, 77 |
| Chaplin, Charlie | 1930 |
| Chaplin, James | 1924, 25, 26 |
| Chapman, Howard G. | 1952, 53 |
| Charles, Taurean | 2003 |
| Charles, William | 1932 |
| Charlton, Clifford T. | 1984, 85, 86, 87 |
| Chase, L. C. | 1922 |
| Chase, W. W. | 1933, 34, 35 |
| Cheney, Andrew B. | 1969, 70, 71 |
| Cherry, H. Spurgeon | 1930, 31 |
| Chesser, Joe E. | 1945, 46, 47 |
| Chester, Ed | 1995, 96, 97, 98 |
| Chorniewy, Thomas F. | 1973 |
| Christian, Floyd | 1934, 35, 36 |
| Christian, Floyd T., Jr. | 1966, 67, 68 |
| Christian, Gerald | 2010 |
| Christie, W. M. | 1912 |
| Christy, Kyle | 2011 |
| Church, Johnnie | 1992, 93, 94, 95 |
| Cianci, Tony | 1939, 40, 41 |
| Cimock, Shane | 2005 |
| Clark, Brian Matthew | 1979, 80, 81 |
| Clark, Carroll H., Jr. | 1969, 70, 71 |
| Clark, Michael Hugh | 1978, 80 |
| Clark, Randy Charles | 1981, 82, 83 |
| Clark, Ray, I. | 1987 |
| Clark, Robert | 2010 |
| Clarke, Hagood, III | 1961, 62, 63 |
| Clemons, Gordon | 1917, 18, 19 |
| Clemons, Justin | 1926, 27, 28 |
| Clemons, W. N. | 1928, 29, 30 |
| Cleveland, Gregory Leon | 1982, 83, 85 |
| Cliett, Gary | 1964, 65 |
| Clifford, John J. | 1970, 71, 72 |
| Clifford, Thomas A. | 1973, 74, 75 |
| Clifton, William | 1962 |
| Cline, James L. | 1974, 75, 76, 77 |
| Coarsey, J. M. | 1911, 12, 13 |
| Cobbe, Charles T. | 1932 |
| Coburn, H. Kyle | 1977, 78, 79 |
| Cochran, James | 1949 |
| Codrington, Simon | 2006 |
| Cody, Ernest | 1938 |

| | |
|------------------------------|--------------------|
| Coe, Harry | 1906 |
| Cohen, Joe | 2003, 04, 05, 06 |
| Cohen, Michel | 1991, 92 |
| Cohens, Willie | 1995, 96, 97, 98 |
| Cole, Dale M. | 1987 |
| Cole, Marshall | 1969, 70 |
| Cole, John | 1964, 65, 66 |
| Cole, Samuel | 1948 |
| Coleman, Christopher | 2009 |
| Coleman, Robert W. | 1968, 69 |
| Coleman, Ronald L. | 1976, 78, 80 |
| Collins, Chester, T., Jr. | 1959, 60, 61 |
| Collins, Juan L. | 1977, 78 |
| Collins, Mo | 1995, 96, 97 |
| Collins, P. F. | 1915, 16 |
| Collinsworth, A. Cris | 1977, 78, 79, 80 |
| Colson, Gordon W. | 1964, 65, 66 |
| Colon, Jonathan | 2001, 02, 03, 04 |
| Condon, Thomas F. | 1971 |
| Connell, H. R. | 1917, 18, 19 |
| Conover, William, L. | 1978 |
| Conrad, Gene G. | 1970, 71 |
| Cook, Kendall | 1992, 93 |
| Coons, John D. | 1966, 67 |
| Cooper, Collins | 1996, 97, 98 |
| Cooper, Riley | 2006, 07, 08, 09 |
| Corbett, Roy | 1906, 07, 08 |
| Corker, Derrick | 1999 |
| Corlew, Reginald R. | 1984, 85, 86, 87 |
| Cornelius, Jemalle | 2003, 04, 05, 06 |
| Cornwall, Sam | 1923, 24 |
| Corry, William W. | 1940, 41, 42 |
| Council, Keith | 1994, 95, 96 |
| Cowans, Alvin J. | 1973, 74, 75, 76 |
| Cowen, J. William | 1939, 40, 41 |
| Cowsert, I. T. | 1914 |
| Cox, Abner | 1935 |
| Cox, Asa J. | 1957, 58, 59 |
| Cox, John O'Neal | 1921 |
| Cox, John O'Neal, Jr. | 1948, 49 |
| Crabtree, Clyde | 1927, 28, 29 |
| Crabtree, John M. | 1937, 38 |
| Crawford, Jeff | 1961 |
| Creveling, Jeff | 2001 |
| Criswell, Ray Allen | 1982, 83, 84, 85 |
| Crofoot, John | 2010, 11 |
| Cromartie, Robert | 1998, 99, 2000, 02 |
| Cross, William I. | 1976 |
| Crouch, Gantt | 1990, 91, 92, 93 |
| Crowder, Channing | 2003, 04 |
| Crum, Brian | 2004, 05, 06 |
| Culler, John | 1931 |
| Culpepper, I. Blair | 1957, 58 |
| Culpepper, J. Broward (Brad) | 1988, 89, 90, 91 |
| Culpepper, Philip B. | 1960, 61, 62 |
| Cummings, Robert C. | 1951 |
| Cummings, Rowland, | 1983, 84, 85 |
| Cummins, John R. | 1951 |
| Cummins, Richard | 1951 |
| Cunningham, Jermaine | 2007, 08, 09 |
| Curtis, John | 2007 |
| Curtis, Reid A. | 1932 |
| Curry, Ivory | 1980, 81, 82 |
| Cutcliffe, C. Paige | 1965, 66 |
| Czyzewski, Arden | 1989, 90, 91 |

| | |
|-----------------------|--------------------|
| D | |
| D'Agostino, Joe A. | 1951, 52, 53 |
| D'Aguile, Frank | 1942 |
| Daniel, Marvin R. | 1957 |
| Daniels, Dexter | 1992, 93, 94, 95 |
| Daniels, John | 1990 |
| Daniels, Tracy D. | 1985, 87, 88 |
| Darby, Alvis R. | 1973, 74, 75 |
| Daty, Arthur | 1922 |
| David, Claude Lee | 1950, 51, 52 |
| Davidson, Peter B. | 1956, 57, 58 |
| Davis, Andra | 1998, 99, 2000, 01 |
| Davis, Calvin Jerome | 1980, 81 |
| Davis, Cameron | 1993, 94, 95, 96 |
| Davis, Clyde | 1924, 25, 26 |
| Davis, F. G. | 1909, 10, 11 |
| Davis, Henry A. | 1974, 75, 76 |
| Davis, James M. | 1984, 85, 86, 87 |
| Davis, Joseph P. | 1951 |
| Davis, Judd | 1992, 93, 94 |
| Davis, Nelson P. | 1937 |
| Davis, Reggie | 1998, 99 |
| Davis, Robert G. | 1952, 53, 54 |
| Davis, Robert S. | 1973 |
| Davis, Sam F. | 1931, 32, 33 |
| Davis, Tony | 1992, 93 |
| Davis, Torrey | 2007, 08 |
| Dawson, Jeffery T. | 1985, 86 |
| Day, Jeffrey T. | 1988 |
| Deal, Aaron | 1999, 2000 |
| Deal, Don Lee | 1958, 59, 60 |
| Dean, Charlie | 1990, 91, 92, 93 |
| Dean, George R. | 1966, 67, 68 |
| Dean, Jason | 1994, 95, 96 |
| Dean, Terry | 1991, 92, 93, 94 |
| Dean, Thomas F. | 1960, 61 |
| Dearing, William H. | 1952, 53 |
| Debose, Andre | 2010, 11 |
| Dedge, Al | 1929 |
| Dee, Steven | 1991 |
| Degory, Michael | 2002, 03, 04, 05 |
| Deitz, Mike | 1994 |
| Delloff, Donald | 1927 |
| Delloff, Willie | 1926, 27, 28 |
| DeLaney, Paul | 1937 |
| DeLaTorre, Stephen J. | 1952, 53, 54, 55 |
| Demps, Jeff | 2008, 09, 10, 11 |
| Dempsey, James F. | 1946, 47, 48, 49 |
| Dennis, Guy D. | 1966, 67, 68 |
| Dent, John C. | 1961, 62, 63 |
| DeVane, O. C. | 1915, 16, 19 |
| Deveaux, Jamall | 2007, 08 |
| Dewell, John | 1937 |
| Dewitt, Barry G. | 1986 |
| Diamond, Gregg | 1990, 91 |
| Dickens, Gerold Devan | 1983, 84, 85, 87 |
| Dickert, Mark | 1980 |
| Dickey, Donald B. | 1975, 76 |
| Dickey, Douglas A. | 1951, 52, 53 |
| Dickey, Gavin | 2004, 05 |
| Didio, Nick | 1964, 65, 66 |
| Dilts, Russell, J. | 1958, 59 |
| Dingman, Virgil | 1945 |
| Dixon, Cal | 1988, 89, 90, 91 |
| Dixon, Daryl | 1999, 2000, 01, 03 |
| Dixon, Dwayne Keith | 1980, 81, 82, 83 |
| Dixon, Ray C. | 1922 |

| | |
|------------------------------|------------------|
| Doe, Dustin | 2006, 07, 08, 09 |
| Dodd, Frank | 1918 |
| Dodd, Robert L., Jr. | 1960, 61 |
| Doddridge, Rock E. | 1970 |
| Dodds, Frank | 1918 |
| Doel, Duane P. | 1970 |
| Doering, Chris | 1993, 94, 95 |
| Dolfi, Thomas N. | 1975 |
| Doll, Ronald D. | 1972 |
| Donahoo, Thomas M. | 1959 |
| Donigan, Jimbo | 1979 |
| Dorminey, James Dale | 1980, 83, 84 |
| Dorminy, Albert C. | 1972 |
| Dorsett, Luke M. | 1929, 30, 31, 32 |
| Dorsey, William J. | 1966, 67, 68 |
| Doty, Arthur E. | 1921, 22 |
| Douglas, E. Dewayne | 1951, 52 |
| Douglas, Donald R. | 1989 |
| Dowdy, Ronald | 2004 |
| Dowdy, William E. | 1969, 70, 71 |
| Dowling, Ham | 1915 |
| Downs, Bobby C. | 1966, 67 |
| Downie, Charles V. (Pepper) | 1982, 83, 84 |
| Drew, Douglas Edward | 1980, 81, 82, 83 |
| Drew, Horace | 1945 |
| Driggers, R. | 1920 |
| Driskel, Jeff | 2011 |
| DuBose, Dewayne | 2001 |
| DuBose, Ernie | 1995, 96 |
| DuBose, Jimmy D. | 1973, 74, 75 |
| Dudley, Craig | 1997, 99 |
| Duhart, Paul | 1942 |
| Duhart, Thomas | 1984, 85 |
| Dunbar, Quinton | 2011 |
| Duncan, Fred H. | 1921, 22 |
| Duncan, Monty | 1990, 91, 92, 93 |
| Dunlap, Carlos | 2007, 08, 09 |
| Dunn, E. McAuley, Jr. | 1961 |
| Dunn, James H. | 1956, 57, 58 |
| Dunn, Henry, H., Jr. | 1969 |
| Dupree, L. B., Jr. | 1945 |
| Dupree, Lawrence W. | 1962, 63, 64 |
| Dupree, Michael D. | 1976, 77, 78 |
| Durden, John P. | 1988, 89 |
| Durrance, Thomas L. | 1969, 70, 71 |
| Dutton, W. Conrad | 1946, 47 |
| Duven, Gary G. | 1966, 67, 68 |
| Dyal, Lawrence E. | 1952 |
| Dye, Dewey | 1918 |
| Dyer, James A. | 1944, 45 |
| E | |
| Earman, J. G. | 1906 |
| Easley, Dominique | 2010, 11 |
| Easmon, Willie Chas. (Ricky) | 1981, 82, 83, 84 |
| Eastman, Ward T. | 1973 |
| Eaton, James M. | 1955, 56 |
| Eckdahl, Jack L. | 1967, 68, 69 |
| Ecker, Gary | 1971 |
| Edge, Dwight | 1997, 98 |
| Edge, Shayne | 1991, 92, 93, 94 |
| Edgington, Dan T. | 1957, 58, 59 |
| Edmiston, Bart | 1992, 95, 96 |
| Edmonds, Maurice | 1950, 51, 52 |
| Edwards, Lorenzo | 2008, 09, 10 |
| Eggerton, D. C. | 1909, 10 |
| Elam, Matt | 2010, 11 |

LETTERWINNERS

| | |
|----------------------|------------------|
| Ellenburg, James S. | 1958, 59 |
| Eller, Paul | 1938, 39, 40, 41 |
| Ellis, Brent C. | 1987, 88, 89, 90 |
| Ellis, Gary Richard | 1982, 83, 84 |
| Ellis, Kennard | 2000, 01 |
| Ellis, Tracy | 1988 |
| Ellison, Melvin Alan | 1982, 83, 84 |
| Ellison, Sandy | 1969 |
| Ely, Mark M. | 1967, 68, 69 |
| Ely, Stephen | 1968 |
| Embry, W. E. | 1914, 15 |
| Emmelhainz, Allen E. | 1931 |
| Enclade, Ronald | 1974, 75, 76, 78 |
| Entzminger, Percy | 1941 |
| Entzminger, Wade D. | 1961, 62 |
| Eppert, Kenneth | 1934, 35 |
| Epps, Troy | 2009 |
| Estopinan, Javier | 2004, 06, 07, 08 |
| Evans, Frank | 1923 |
| Evans, James H. | 1941 |
| Evans, Jerome | 1994, 95, 96 |
| Evans, John | 1937 |
| Evans, Josh | 2009, 10, 11 |
| Everett, Earl | 2003, 04, 05, 06 |
| Everett, Tre | 1990, 91, 92 |
| Ewaldsen, Paul H. | 1965, 66, 67 |
| Ewell, Cecil D., Jr. | 1960, 61 |
| Ewing, Steven R. | 1986, 87 |

| | |
|-----------------------|------------------|
| F | |
| Fain, Richard A. | 1987, 88, 89, 90 |
| Fair, Warren | 1957 |
| Fairbanks, John | 2008, 09, 10 |
| Faix, John W. | 1968, 70, 71 |
| Fannin, David E. | 1958, 59 |
| Farmer, Henry B., Jr. | 1961, 62 |
| Farrior, J. R., Jr. | 1913, 14, 15, 16 |
| Farrior, Matt | 2000, 01, 02, 03 |
| Fason, Ciatrick | 2002, 03, 04 |
| Faulkner, Christopher | 1979, 80, 81, 82 |
| Favata, John J., | 1945 |
| Fayson, Jarred | 2006, 07 |
| Feiber, John K. | 1964, 65 |
| Ferdinand, Lester | 1992 |
| Ferguson, Dwayne M. | 1986 |
| Ferguson, Forest | 1939, 40, 41 |
| Ferguson, Joseph | 1997, 98 |
| Ferguson, McDonald | 1994, 95, 96 |
| Fernald, G. F. | 1917 |
| Ferrazzi, S. W. | 1931, 32, 33 |
| Ferrigno, Carmen | 1939, 40, 41 |
| Ferris, Drew | 2011 |
| Field, Michael S. | 1970 |
| Fields, Charles | 1942, 46, 47 |
| Fields, Wayne G. | 1972, 73, 74, 75 |
| Fike, Dan C., Jr. | 1979, 80, 81, 82 |
| Filley, Chad | 1998 |
| Finley, Dee | 2009 |
| Fiorillo, William S. | 1978 |
| Fisher, Brian | 1992 |
| Fisher, James D. | 1974, 75, 76 |
| Fisher, Robin Lynn | 1979, 80, 81 |
| Fleming, Charles | 1933 |
| Fleming, Don | 1956, 57, 58 |
| Fleming, Dennis W. | 1976 |
| Fleming, Nick | 2005 |
| Fleming, Reid | 2000, 01, 02, 03 |

| | |
|----------------------|--------------------|
| Flournoy, Melvin A. | 1976, 77 |
| Flowers, Robert J. | 1950, 51 |
| Floyd, John P. | 1974 |
| Floyd, Sharrif | 2010, 11 |
| Foldberg, Henry C. | 1971, 72, 73 |
| Forbes, Robert G. | 1944, 46, 47 |
| Force, Wilbur H. | 1947 |
| Ford, Herbert G. | 1920 |
| Forrester, David D. | 1975, 76, 77 |
| Forrester, Dennis D. | 1975, 76, 77 |
| Forsyth, Don | 1931 |
| Foster, R. E., III | 1968 |
| Fountain, Johnny | 1931 |
| Fox, Brian | 1990, 91 |
| Foy, Terrence | 1993 |
| Francis, John David | 1985, 86, 88, 89 |
| Franco, Richard J. | 1969, 70, 71 |
| Franklin, Jim | 1991 |
| Fraser, Ryan Taylor | 1980, 81, 82 |
| Frazier, Daryl | 1993 |
| Frazier, Edward E. | 1987 |
| Frazier, Rod | 1997, 98, 99, 2000 |
| Freeman, H. E. | 1914 |
| Freeman, Judson | 1934 |
| Freeman, Kevin | 1991, 92, 93, 94 |
| Freeman, Wilson | 1938 |
| French, James | 1949, 50, 51 |
| Fritze, Andrew | 2008 |
| Fromang, Vernon B. | 1976 |
| Fuller, A. H. | 1914, 15, 16, 17 |
| Fuller, Tom | 1927 |
| Fuller, William L. | 1970, 71 |

| | |
|---------------------------|------------------|
| G | |
| Gaffney, Derrick T. | 1975, 76, 77 |
| Gaffney, Donald G. | 1973, 74, 75 |
| Gaffney, Jabar | 2000, 01 |
| Gaffney, Johnny Anthony | 1980 |
| Gaffney, Warren B. | 1975, 76, 78 |
| Gagner, Larry | 1963, 64, 65 |
| Gailey, Thomas C. | 1971, 72, 73 |
| Gaines, William | 1990, 91, 93 |
| Gainey, James Preston | 1981, 82 |
| Gaisford, William J. | 1967, 68 |
| Gallon, Russell Alvin | 1981, 82 |
| Galloway, David Lawrence | 1977, 79, 80, 81 |
| Galloway, Harold | 1978 |
| Garcia, Pete | 1980 |
| Gardner, Alex | 1947, 48, 49 |
| Gardner, Earl | 1936 |
| Gardner, Gordon | 1937, 38 |
| Garland, Samuel Albert | 1983, 84, 85 |
| Garrett, Curtis Lamar | 1980 |
| Gatlin, S. Todd | 1984, 86, 87, 88 |
| Geiger, Carey H. | 1971, 72, 73 |
| George, Leonard | 1970, 71, 72 |
| George, Leroy Joseph | 1985 |
| George, Tony | 1995, 96, 97, 98 |
| Gerber, Myron | 1949 |
| Getzen, James G. | 1970 |
| Gerzina, Jack Robert | 1983, 84, 85 |
| G'Francisco, Mark Anthony | 1983 |
| Ghesquiere, G. D., Jr. | 1967, 68, 69 |
| Gholsen, Davis | 1942 |
| Giannamore, Lawrin F. | 1957, 58, 59 |
| Gibbs, W. W. | 1906, 07, 08 |
| Gilbert, John W. | 1946, 47, 48 |

| | |
|---------------------------|--------------------|
| Gilbert, Lewis H., Jr. | 1975, 76, 77 |
| Gilbert, Marcus | 2007, 08, 09, 10 |
| Gilbert, Robert W. | 1946 |
| Giles, Donald R. | 1958 |
| Gill, Charles W., Jr. | 1960 |
| Gillespie, Robert | 1998, 99, 2000, 01 |
| Gilliam, Fendrid (Sonny) | 1979, 80, 81, 83 |
| Gillislee, Mike | 2009, 10, 11 |
| Gilmartin, W. H., Jr. | 1944, 45 |
| Gilmore, Michael | 1991, 92, 93, 94 |
| Gingaleski, Greg | 1993 |
| Giordano, Donald M. | 1965, 66, 67 |
| Glenn, Kevin | 1991 |
| Glenn, Thomas E. | 1967 |
| Glover, Dwayne M. | 1985, 86, 87 |
| Godwin, Russell | 1948, 49 |
| Goff, Clark | 1937, 38, 39 |
| Golden, Ben | 1936 |
| Golden, Dean | 1991, 92, 93, 94 |
| Golden, Timothy George | 1978, 79, 80 |
| Goldstein, Goldy | 1923, 24, 25 |
| Goldstein, Mark | 1926, 27 |
| Golsby, Jack K. | 1914, 15, 16, 19 |
| Gooch, Vannez | 1999, 2000 |
| Good, Joseph Earl | 1983 |
| Good, Tim | 1972 |
| Goodbread, Royce | 1927, 28, 29 |
| Goodman, Donald E. | 1959, 60, 61 |
| Goodyear, E. D. | 1931, 32, 33 |
| Gordon, Raji B. | 1987 |
| Gorman, Jabari | 2011 |
| Gould, Octavius D. | 1986 |
| Gowland, Jan E. | 1970, 71, 72 |
| Graddy, Rod | 1997, 98 |
| Graham, Earnest | 1999, 2000, 01, 02 |
| Graham, Joe G. | 1941, 42, 44 |
| Graham, Otto | 2005 |
| Gramling, Donnie L. | 1968 |
| Grandoff, Bert | 1928 |
| Grandison, Greg D. | 1989 |
| Grandy, Stuart G. | 1964, 65, 66 |
| Graves, Homer E. | 1958, 59 |
| Gravlee, Russ | 1999 |
| Grebe, Daniel E. | 1976 |
| Green, Bobby Joe | 1958, 59 |
| Green, Chaz | 2011 |
| Green, Jacques | 1995, 96, 97 |
| Green, Kaye C. | 1954, 55 |
| Green, Napoleon, Jr. | 1976, 77 |
| Green, Reggie | 1992, 93, 94, 95 |
| Green, Samuel L. | 1972, 73, 74, 75 |
| Green, Tom | 1925, 26 |
| Green, Tony E. | 1974, 75, 76, 77 |
| Green, William | 2008, 09, 10, 11 |
| Green, Willie | 2001, 02 |
| Greene, Harry | 1928, 29 |
| Gregory, Leo | 1933 |
| Gregory, Thomas R. | 1960, 61 |
| Grieves, Chris | 1979 |
| Griffeth, James K., Jr. | 1975 |
| Griffin, Bill | 2003, 04 |
| Griffin, H. H. | 1946, 47, 48, 49 |
| Griffin, James | 1962 |
| Griffin, Skil | 1964 |
| Griffith, Casey | 2002, 03, 04 |
| Griffith, Clinton D., Jr. | 1972, 73, 74 |
| Griffith, Todd W., Jr. | 1967, 68, 69 |
| Grossman, Rex | 2000, 01, 02 |

| | |
|-----------------------|--------------------|
| Groves, Cecil Timothy | 1978, 79, 80 |
| Groves, Fletcher | 1944, 46, 47, 48 |
| Grow, Monty R. | 1989, 90, 92, 93 |
| Gruetzmacher, Robert | 1947, 48, 49 |
| Guerro, Anthony | 2004 |
| Guido, Christopher | 2010 |
| Guido, Michael F. | 1977 |
| Gurley, Buck | 1997, 98, 99, 2000 |
| Gunn, Errett F. | 1921, 22 |
| Gunn, W. W. | 1919, 20 |
| Gunter, William B. | 1971 |
| Gunter, William J. | 1989, 91, 92 |
| Gurkin, Van M. | 1970 |
| Guziec, Doug | 2005 |

| | |
|--------------------------|--------------------|
| H | |
| Hackney, Robert R. | 1972 |
| Haddock, Thomas E. | 1952, 53 |
| Haden, Joe | 2007, 08, 09 |
| Hadley, James F. | 1968, 69 |
| Hagberg, Fred | 1996, 97 |
| Hager, Teddy C. | 1968, 69, 70 |
| Haines, Webber. | 1929 |
| Halapio, Jon | 2010, 11 |
| Hall, Brady | 1945 |
| Hall, H. E. | 1917 |
| Hall, James E., Jr. | 1962, 63, 64 |
| Hall, Joe | 1930 |
| Hall, John L., Jr. | 1950, 51, 52 |
| Hall, Kenneth | 1944 |
| Hambrick, Darren | 1993, 94 |
| Hamilton, Elton C. | 1955 |
| Hamilton, Kenneth | 1944, 45 |
| Hammock, John E. | 1951, 52 |
| Hammock, Mac | 1953, 54 |
| Hammond, Frankie, Jr. | 2009, 10, 11 |
| Hampton, Lorenzo Timothy | 1981, 82, 83, 84 |
| Hancock, A. Roy | 1910, 13, 14 |
| Hancock, Frank | 1934 |
| Hand, Randy | 2002, 03, 04, 05 |
| Handcock, Tom | 1906 |
| Hanks, Ben | 1992, 93, 94, 95 |
| Hanna, E. B. | 1939 |
| Hansenbauer, Edward P. | 1941, 42 |
| Harden, M. C. | 1945 |
| Hardmon, Byron | 1999, 2000, 01, 02 |
| Hardwick, Joe | 1936 |
| Harlow, Joseph G. | 1970, 72 |
| Harper, Jack R. | 1964, 65, 66 |
| Harrell, James C. | 1977, 78 |
| Harrell, Robert S. | 1969, 70, 71 |
| Harris, Mike | 1994, 95, 96, 97 |
| Harris, Roy Elliott | 1981, 82, 83 |
| Harris, Steven | 2003, 04, 05, 06 |
| Harris, Travis | 2000, 02, 03, 04 |
| Harrison, John B. | 1941 |
| Harrison, Jonotthan | 2010, 11 |
| Harrison, P.J. | 1993, 94, 95 |
| Harrison, Thomas | 1939, 40, 41 |
| Harry, Cadillac | 1925 |
| Harvey, Derrick | 2005, 06, 07 |
| Harvin, Percy | 2006, 07, 08 |
| Hassett, Buswell | 1937 |
| Haston, Henry | 1991, 92 |
| Hatch, Charles E. | 1976, 77, 78, 79 |
| Hatch, Donald J. | 1952, 53, 54 |
| Hatch, Lawrence | 1991, 92 |

LETTERWINNERS

| COACHES | PLAYERS | 2011 RECAP | HISTORY | HONORS | GATORS IN THE NFL | ALL-TIME RESULTS | RECORD BOOK | ALL-TIME LETTERWINNERS | FLORIDA ATHLETICS |
|-------------------------------|--------------------|------------|---------|--------|-------------------|------------------|-------------|------------------------|-------------------|
| L | | | | | | | | | |
| Lacer, John B. | 1971, 72, 73 | | | | | | | | |
| Laczko, Kevin | 1990 | | | | | | | | |
| LaFavor, Tron | 1999, 2000, 01, 02 | | | | | | | | |
| Lager, Willie | 1962, 63 | | | | | | | | |
| Lake, Eddie | 1992, 93, 94 | | | | | | | | |
| Lamar, Johnny | 2001, 02, 03 | | | | | | | | |
| Lamb, Doug | 1966 | | | | | | | | |
| Lamberth, Jason G. | 1986, 87 | | | | | | | | |
| Lance, Robert F. | 1954, 55 | | | | | | | | |
| Landry, John Adelard | 1982 | | | | | | | | |
| Lane, Benny | 1939, 40, 41 | | | | | | | | |
| Lane, Julian | 1934, 35, 36 | | | | | | | | |
| Lane, Thomas | 1932, 33 | | | | | | | | |
| Lang, Broughton Keith | 1981, 82, 83 | | | | | | | | |
| Lang, William James | 1986, 87, 88 | | | | | | | | |
| Langelier, Kirby | 1991 | | | | | | | | |
| LaPete, Frank L. | 1974, 75 | | | | | | | | |
| LaPradd, Charles W. | 1950, 51, 52 | | | | | | | | |
| Lasky, Francis J. | 1962, 63 | | | | | | | | |
| Lasky, Robert F. | 1986 | | | | | | | | |
| Lasmis, H. E. | 1917 | | | | | | | | |
| Latsko, Billy | 2003, 04, 06 | | | | | | | | |
| Latsko, William | 1940, 41, 42 | | | | | | | | |
| Laurent, Eugene | 1936 | | | | | | | | |
| Lavin, Charles G. | 1933 | | | | | | | | |
| Lawless, Richard B. | 1972, 73, 74 | | | | | | | | |
| Lawler, S. W., Jr. | 1911, 12 | | | | | | | | |
| Lawrence, Raymond Eugene, Jr. | 1980 | | | | | | | | |
| Lay, Kris | 1991 | | | | | | | | |
| Leach, Matt | 2001, 02, 03, 04 | | | | | | | | |
| Leak, Chris | 2003, 04, 05, 06 | | | | | | | | |
| LeCount, Terry | 1975, 76, 77 | | | | | | | | |
| Lee, Darrell | 2000, 01, 02, 03 | | | | | | | | |
| Lee, Eugene O. | 1942 | | | | | | | | |
| Lee, Herbert C. | 1957 | | | | | | | | |
| Lee, William L., Jr. | 1969 | | | | | | | | |
| Lemmens, Duke | 2007, 08, 09, 10 | | | | | | | | |
| Lemon, Samuel | 1976 | | | | | | | | |
| Lenard, Gary W. | 1976, 77 | | | | | | | | |
| Lenfesty, Sidney G. | 1933 | | | | | | | | |
| Lennon, Steve M. | 1985 | | | | | | | | |
| Leon, Anthony Thomas | 1988 | | | | | | | | |
| Leonard, A. C. | 2011 | | | | | | | | |
| Lerner, David | 2011 | | | | | | | | |
| Lescano, Pepe J. | 1987 | | | | | | | | |
| Lewis, Demetrius | 1996, 97, 98, 99 | | | | | | | | |
| Lewis, Lazarous | 1947, 48, 49 | | | | | | | | |
| Lewis, Reggie | 2003, 04, 05, 06 | | | | | | | | |
| Libertore, L. P., Jr. | 1960, 61, 62 | | | | | | | | |
| Lightbown, Lynn E. | 1937, 38 | | | | | | | | |
| Lightsey, Spec | 1923, 24 | | | | | | | | |
| Lilly, Robert Anthony | 1980, 81, 82, 83 | | | | | | | | |
| Lingard, Howard | 2003 | | | | | | | | |
| Link, Art | 1997 | | | | | | | | |
| Litherland, C. J. | 1931 | | | | | | | | |
| Little, David Lamar | 1977, 78, 79, 80 | | | | | | | | |
| Lively, Jonathan | 2001 | | | | | | | | |
| Livingston, Archibald | 1925 | | | | | | | | |
| Lockhart, Welton P. | 1953, 54 | | | | | | | | |
| Lockett, Thomas E. | 1984, 85 | | | | | | | | |
| Loden, Steve P. | 1986, 87 | | | | | | | | |
| Logan, Kevin R. | 1974, 75 | | | | | | | | |
| Long, Buford E. | 1950, 51, 52 | | | | | | | | |
| Loomis, H. E. | 1917 | | | | | | | | |
| Loper, Gerald C. | 1973, 74, 75 | | | | | | | | |
| Lomack, Tony | 1986, 87, 88, 89 | | | | | | | | |
| Lorenzo, Frank M. | 1946, 47, 48, 49 | | | | | | | | |
| Lotspiech, A. A. | 1913, 14, 15 | | | | | | | | |
| Lott, Anthone | 1993, 94, 95, 96 | | | | | | | | |
| Lowe, Pat | 1994 | | | | | | | | |
| Lowman, Kenneth | 1978 | | | | | | | | |
| Lucas, Leonard LaVann | 1971 | | | | | | | | |
| Lucey, Don T. | 1958, 59 | | | | | | | | |
| Luckie, Dock | 1977, 78, 79, 80 | | | | | | | | |
| Luczko, George | 1975 | | | | | | | | |
| Lyle, Robert T., Jr. | 1962, 63, 64 | | | | | | | | |
| M | | | | | | | | | |
| MacBeth, Jon L. | 1958, 59, 60 | | | | | | | | |
| Mack, Joe | 1939, 40, 41 | | | | | | | | |
| Mack, Sam H. | 1961, 62 | | | | | | | | |
| Mack, Stephon | 1989, 90 | | | | | | | | |
| MacLean, Sydney W. | 1962, 63, 64 | | | | | | | | |
| MacInnes, Henry A. | 1984 | | | | | | | | |
| Madigan, James | 1932 | | | | | | | | |
| Madison, W. | 1918 | | | | | | | | |
| Maggio, Phillip J. | 1965, 66 | | | | | | | | |
| Mahood, Jack | 1965, 66 | | | | | | | | |
| Maliska, Paul W. | 1967, 68, 69 | | | | | | | | |
| Maloy, Bruce L. | 1985 | | | | | | | | |
| Malone, Kedra | 1990, 92, 93, 94 | | | | | | | | |
| Mallory, LeRoy T. | 1971 | | | | | | | | |
| Mangus, George | 1991 | | | | | | | | |
| Mann, Thomas D. | 1967, 68 | | | | | | | | |
| Manning, Charles H. | 1952, 53, 54 | | | | | | | | |
| Manning, C. W. | 1910 | | | | | | | | |
| Manning, Ed., Jr. | 1936, 37, 38 | | | | | | | | |
| Manry, Daniel S., Jr. | 1965 | | | | | | | | |
| Manson, Markus | 2005, 06, 07 | | | | | | | | |
| Manuel, Marquand | 1998, 99, 2000, 01 | | | | | | | | |
| Marks, Chuck | 1999 | | | | | | | | |
| Marsh, Lawrence | 2007, 08, 09, 10 | | | | | | | | |
| Marshall, A. P. | 1917 | | | | | | | | |
| Marshall, Scott R. | 1981, 82, 83 | | | | | | | | |
| Marshall, Wilber B. | 1980, 81, 82, 83 | | | | | | | | |
| Martin, Bruce | 1945 | | | | | | | | |
| Martin, Hubert B., Jr. | 1952, 53, 54, 55 | | | | | | | | |
| Martin, Richard C. | 1953, 54 | | | | | | | | |
| Martin, Ingle | 2002, 03 | | | | | | | | |
| Massey, James Dorsey | 1983, 84, 86, 87 | | | | | | | | |
| Matheny, Charles | 1933, 35 | | | | | | | | |
| Matthews, Jack | 1923 | | | | | | | | |
| Matthews, Lynn | 1963, 64, 65 | | | | | | | | |
| Matthews, Shane | 1990, 91, 92 | | | | | | | | |
| May, Aurist | 1951, 52, 53 | | | | | | | | |
| May, Jon M. | 1956 | | | | | | | | |
| Mayberry, Walter | 1935, 36, 37 | | | | | | | | |
| Maynard, Jack | 1937 | | | | | | | | |
| Maynard, Zollie | 1934, 35 | | | | | | | | |
| Maynor, James M. | 1974, 75, 76 | | | | | | | | |
| McAndrew, James B. | 1986, 87 | | | | | | | | |
| McAnley, Herbert | 1933, 35 | | | | | | | | |
| McBride, William A. | 1968 | | | | | | | | |
| McCall, Wayne C. | 1965, 66, 67 | | | | | | | | |
| McCallister, Frederick M. | 1980, 81, 82, 83 | | | | | | | | |
| McCampbell, George | 1932, 33, 34 | | | | | | | | |
| McCann, George H. | 1967, 68 | | | | | | | | |
| McCarron, Pat | 1965, 66 | | | | | | | | |
| McCarthy, Frank Allen | 1982, 84, 85, 86 | | | | | | | | |
| McCarty, John | 1936 | | | | | | | | |
| McCaslin, Eugene | 1996, 97, 98, 99 | | | | | | | | |
| McClellan, Broward | 1930, 31 | | | | | | | | |
| McClendon, Willie A. | 1988, 89, 90, 91 | | | | | | | | |
| McClure, James | 1957 | | | | | | | | |
| McCollum, Jermaine | 2003, 04, 05, 06 | | | | | | | | |
| McCollum, Tremaine | 2004, 05, 06 | | | | | | | | |
| McCord, Guyte | 1906 | | | | | | | | |
| McCorkle, Sam | 1993, 94, 95 | | | | | | | | |
| McCoun, Joseph C. | 1971, 72, 73 | | | | | | | | |
| McCoun, Matt | 1997, 98, 99, 2000 | | | | | | | | |
| McCoy, Tony B. | 1987, 88, 91 | | | | | | | | |
| McCray, Daniel W. | 1971 | | | | | | | | |
| McCray, Bobby | 2001, 02, 03 | | | | | | | | |
| McCray, Lerentee | 2008, 10, 11 | | | | | | | | |
| McCray, Xavier | 1994, 95, 96 | | | | | | | | |
| McCullough, Todd | 2001, 02, 04, 05 | | | | | | | | |
| McDaniel, Ray | 1939 | | | | | | | | |
| McDonald, Carroll W. | 1949, 50, 51 | | | | | | | | |
| McDonald, Ray | 2003, 04, 05, 06 | | | | | | | | |
| McDonald, Raymondo | 1982, 83, 84, 85 | | | | | | | | |
| McEwen, J. Milton | 1928, 29, 30 | | | | | | | | |
| McGhee, Warren | 1937 | | | | | | | | |
| McGinty, Robert F. | 1986, 87 | | | | | | | | |
| McGonigal, Elroy, E. | 1956 | | | | | | | | |
| McGowan, William A. | 1950, 51 | | | | | | | | |
| McGrady, Willie J. | 1987, 88 | | | | | | | | |
| McGrew, Reggie | 1996, 97, 98 | | | | | | | | |
| McGriff, Lee C. | 1972, 73, 74 | | | | | | | | |
| McGriff, Mark C. | 1986, 87, 88 | | | | | | | | |
| McGriff, Perry C., Jr. | 1958, 59 | | | | | | | | |
| McGriff, Travis | 1995, 96, 97, 98 | | | | | | | | |
| McIntosh, David | 1967 | | | | | | | | |
| McIver, Larry L. | 1954 | | | | | | | | |
| McKeel, Frederick G. | 1964, 66, 67 | | | | | | | | |
| McKeever, Juan Devito | 1980, 81, 82, 83 | | | | | | | | |
| McKinnon, Kevin | 1999, 2000 | | | | | | | | |
| McLean, Cecil | 1932 | | | | | | | | |

N

| | |
|--------------------------|--------------------|
| Nabavi, David | 1993, 94, 95, 96 |
| Nalls, Ronnie | 1961, 62 |
| Nadone, David Michael | 1983, 84 |
| Nappy, Eric | 2006 |
| Nattiel, Mike | 1999, 2000, 01, 02 |
| Nattiel, Ricky R. | 1983, 84, 85, 86 |
| Natyshak, John | 1948, 49 |
| Neal, Frankie Leon | 1983, 84, 85 |
| Neely, Glenn M. | 1987, 88, 89, 90 |
| Nelson, David | 2007, 08, 09 |
| Nelson, Reggie | 2005, 06 |
| Nelson, William John | 1983, 84 |
| Neilson, Alfred | 1906 |
| Newbern, William A. | 1956, 57, 58 |
| Newcomer, Gerald C. | 1962, 63, 64 |
| Newell, Kyle | 2006, 07, 08 |
| Newman, Andy | 1987, 90 |
| Newman, Mark L. | 1976 |
| Newmeyer, Jimmy | 2005 |
| Newton, Cameron | 2007 |
| Newton, R. D. | 1921, 22, 23, 24 |
| Newton, Timothy Reginald | 1981, 82, 83, 84 |
| Nichols, Jack C. | 1950, 51, 52 |
| Nichols, Johnny R. | 1988, 89, 90, 91 |
| Nicoletto, Joseph B. | 1985, 86, 87, 88 |
| Nixon, Xavier | 2009, 10, 11 |
| Nolan, Jimmy | 1928, 29, 30 |
| Norfleet, Joe | 1930, 31 |
| Norris, Dwayne | 2004 |
| Norris, Kenneth L. | 1959, 60 |
| North, Merle | 1930, 31 |
| Norton, Clyde | 1923, 24, 25 |
| Norton, Oscar H. | 1918, 19, 20 |
| Norwood, David Anthony | 1980 |
| Norwood, Lester | 1998, 99, 2000, 02 |
| Nugent, William S. | 1972, 73 |
| Nunn, Shawn | 1993, 94, 95, 96 |

O

| | |
|-------------------------|--------------------|
| O'Brien, Jack E. | 1951, 52, 53 |
| Occhiuzzi, Anthony | 1945 |
| Ochab, Larry | 1979, 80 |
| Odham, Glenn | 1945 |
| Odom, Gerald S. | 1960, 62, 63 |
| Odom, Gerald S., Jr. | 1987, 88, 89, 90 |
| Odom, Jason | 1992, 93, 94, 95 |
| Odom, Walter Amos | 1983, 84, 87 |
| O'Donnell, James D. | 1961, 62, 63 |
| Okine, Earl | 2010, 11 |
| Oliva, John E. | 1961 |
| Oliver, Louis | 1985, 86, 87, 88 |
| Oliver, Marquette D. | 1989, 90, 91, 92 |
| Oosterhoudt, Sam | 1950, 51, 52 |
| Oosterhoudt, Frank | 1924, 26 |
| Oquendo-Johnson, Marcus | 1999, 2000, 01, 02 |
| Orr, Leon | 2011 |
| Ortega, Ralph | 1972, 73, 74 |
| Osgood, Simon | 1931 |
| Oswald, Douglas H. | 1948, 49 |
| Overman, C. H. | 1909 |
| Owens, Daryl | 1997, 98, 99, 2000 |
| Owens, George | 1936 |
| Owens, Tom | 1926, 27, 28 |
| Oxford, James | 1936, 37 |

P

| | |
|-------------------------|--------------------|
| Pace, Dick | 1947, 50 |
| Padgett, Aubrey G., Jr. | 1972, 73 |
| Page, Edward E. | 1959, 60 |
| Palahach, Michael | 1969 |
| Palmer, Jesse | 1997, 98, 99, 2000 |
| Palmer, Sorola | 1992, 93, 94, 95 |
| Pappas, Geoff T. | 1988 |
| Pappas, Jackie L. | 1950, 51 |
| Parham, Duncan A. | 1984 |
| Parham, Harry | 1940, 41 |
| Parker, Joseph L. | 1971, 72, 73 |
| Parker, Kenny | 2000, 03, 04 |
| Parker, Major | 2001 |
| Parker, Paul | 1908 |
| Parker, Paul P. | 1972, 73 |
| Parker, Wendell C. | 1946, 47, 48 |
| Parker, W. E. | 1948 |
| Parnell, Ed | 1952 |
| Parnell, Edward | 1929, 30, 31 |
| Parnell, Sidney | 1938, 40 |
| Parrish, Alvin L. | 1975, 76 |
| Parrish, Bernie P. | 1956, 57 |
| Partin, Walter D. | 1958, 59, 60 |
| Pasteris, Joseph D. | 1966, 67 |
| Patchan, Matt | 2008, 09, 11 |
| Patchen, Patrick N. | 1958, 59, 60 |
| Patella, Jay | 2005 |
| Patrick, Lawrence H. | 1980, 81, 82 |
| Patsy, John | 1950, 51 |
| Patton, Solomon | 2010, 11 |
| Paul, Moise | 2007 |
| Paulk, Tim | 1988, 89, 90, 91 |
| Paulson, Gunnar F. | 1969 |
| Payne, W.D. | 1916 |
| Peace, Wayne Lamar | 1980, 81, 82, 83 |
| Peacock, Harold E. | 1968 |
| Pearson, James F. | 1961, 62, 63 |
| Pearson, Matt | 1992, 93, 94, 95 |
| Pearson, Mike | 1999, 2000, 01 |
| Peddie, Thomas Monroe | 1983, 84, 85 |
| Peek, David H. | 1970, 71 |
| Peek, Eugene G. | 1967, 68 |
| Peek, Scott I. | 1951 |
| Peek, Scott I., Jr. | 1977 |
| Pelham, Louis D. | 1956, 57 |
| Pennington, Fonia | 1936, 37 |
| Pennington, Leon Tyrone | 1982, 83, 84, 85 |
| Perez, Carlos | 2000, 01, 02, 03 |
| Perez, Ron | 1992 |
| Perkins, Chris Edwards | 1983, 84 |
| Perry, Carl E. | 1916, 19, 20, 21 |
| Perry, Darryl L. | 1989 |
| Perry, Henry | 1921 |
| Perry, Herbert E. | 1987, 88 |
| Perry, Jason | 1996, 97 |
| Perry, Scott | 1993, 94 |
| Peters, Anton B., Jr | 1961, 62 |
| Petersen, Gary L. | 1970, 71 |
| Peterson, Mike | 1995, 96, 97, 98 |
| Petty, Richard | 1949, 50, 51, 52 |
| Pettee, Roger | 1962, 63, 64 |
| Petty, Richard A. | 1950, 51 |
| Pharr, George M. | 1945 |
| Pharr, Philip | 1978, 79, 80 |
| Pheil, Clarence E. | 1929, 30, 31 |
| Phillips, Brad | 2011 |

| | |
|-----------------------|------------------|
| Phillips, James C. | 1978 |
| Phillips, Jonathan | 2005, 08, 09 |
| Pickels, Richard C. | 1957 |
| Pierre-Louis, Wondy | 2006, 07, 08, 09 |
| Pilcher, Ray C., Jr. | 1970, 71 |
| Piller, Zach | 1996, 97, 98 |
| Pinner, Patrick E. | 1985, 86, 87 |
| Pintado, Chris | 2009 |
| Piombo, John | 1938, 39, 40 |
| Piotrowicz, Matt | 2001, 02, 03, 04 |
| Pippin, Charles | 1966 |
| Pittman, O. W. | 1924 |
| Pittman, Thomas | 2000 |
| Platt, Eugene A. | 1942 |
| Platt, Harry T., Jr. | 1941, 42 |
| Pleasants, Gordon | 1979, 80 |
| Pless, Glenn | 1927 |
| Plonk, Daniel Warren | 1979, 80, 81, 82 |
| Poe, Alan | 1964, 65 |
| Poff, William D. | 1970, 71, 72 |
| Pollard, Dock | 1996, 97 |
| Pomeroy, Stewart | 1921, 22, 23 |
| Porch, Ben | 1935 |
| Portale, Joseph J. | 1976, 77, 78 |
| Posey, David E. | 1973, 74, 75, 76 |
| Poucher, Gordon L. | 1950 |
| Pouncey, Maurkice | 2007, 08, 09 |
| Pouncey, Mike | 2007, 08, 09, 10 |
| Pouncy, Carlton | 1991, 95 |
| Pounds, Hoyle | 1911, 12 |
| Powell, Brad | 1968, 69, 70 |
| Powell, Phil | 1979 |
| Powell, Ronald | 2010, 11 |
| Pracek, Robert L. | 1959 |
| Pratt, E. A. | 1942 |
| Pratt, James Phillip | 1982 |
| Pratt, Kyle | 2008 |
| Pratt, Ralph C., Jr. | 1976, 78, 79 |
| Preston, John H. | 1964, 65, 66 |
| Price, Carl A. | 1924 |
| Price, J. C. | 1912 |
| Price, T. E. | 1909, 11, 13 |
| Pridemore, T.J. | 2009 |
| Priest, Ernest | 1934 |
| Prioleau, Carl Walker | 1979, 80 |
| Proctor, Carlos | 1929, 30 |
| Proctor, Ralph E. | 1925 |
| Puleston, Charles | 1906 |
| Pupello, Joseph C. | 1974, 75, 76 |
| Purcell | 1909 |
| Purcell, Robert E. | 1955 |
| Purifoy, Loucheiz | 2011 |
| Pursell, Ron | 1964, 65 |

Q

| | |
|----------------|----------|
| Quinn, Reed G. | 1951, 52 |
|----------------|----------|

R

| | |
|------------------|------------------|
| Raasch, Ezra | 1924 |
| Raborn, W. W. | 1946 |
| Radar, Ralph | 1906, 08 |
| Rainey, Chris | 2008, 09, 10, 11 |
| Ramsdell, A. W. | 1913, 14, 15 |
| Ramsey, James | 1930 |
| Ramsey, Watson | 1938 |
| Randolph, Kelvin | 1990, 91, 92, 93 |

| | |
|--------------------------|--------------------|
| Ratliff, Keiwan | 2000, 01, 02, 03 |
| Rawls, Dr. James A., Jr. | 1951 |
| Rawls, Vernon C. | 1926 |
| Rayborn, William | 1941, 42, 46 |
| Rayburn, Scott | 1973, 74, 75, 76 |
| Raymond, Robert John | 1983, 84 |
| Reaves, Thomas (John) | 1969, 70, 71 |
| Rebol, Richard | 1968, 69 |
| Reddell, Billy | 1951 |
| Redmond, John J. | 1979, 80, 81, 82 |
| Reed, Jordan | 2010, 11 |
| Reen, Patrick | 1938, 40 |
| Reeves, Alex | 1927, 28, 29 |
| Reeves, A. J. | 1950, 51 |
| Register, Michael A. | 1986 |
| Reid, A. L. | 1914 |
| Renfoe, W. | 1921 |
| Rentz, Ralph L. | 1966, 67, 68 |
| Reuter, Jeff S. | 1987, 88 |
| Revels, James C., III | 1971, 72, 73 |
| Reynolds, Chris | 1999, 2000, 01, 02 |
| Reynolds, Clifton | 1986, 87, 88 |
| Reynolds, Joe | 1975 |
| Reynolds, Ted | 1991 |
| Rhett, Errict | 1990, 91, 92, 93 |
| Rhine, Alan | 1999, 2000 |
| Rhyme, James R. | 1958, 59 |
| Rich, Michael L. | 1969, 70, 71 |
| Richards, Henry | 1931 |
| Richards, James T. | 1973, 74, 75 |
| Richardson, Huey L. | 1987, 88, 89, 90 |
| Richardson, Jamie | 1996, 97 |
| Richart, Larry | 1998 |
| Richbourg, William B. | 1962, 63, 64 |
| Rickerson, Jacques | 2007 |
| Rickett, Robert | 1933, 34 |
| Ricketts, Mike | 1979, 80 |
| Riggins, Anthony | 1992, 93, 94 |
| Riggs, Cody | 2010, 11 |
| Ringgold, Donald W. | 1960, 61 |
| Ripley, Wayne | 1926 |
| Rissler, Steve | 2003, 04, 05, 06 |
| Ritch, Wyley | 1995, 96, 97 |
| Rittgers, Rex Von | 1966 |
| Roberson, Marcus | 2011 |
| Roberts, Charles A. | 1956, 57, 58 |
| Roberts, Rob | 1998, 99, 2000, 01 |
| Robey, Sam | 2009, 10, 11 |
| Robinson, Darryon | 2006 |
| Robinson, Ed | 1990, 91, 92, 93 |
| Robinson, Harold | 1933 |
| Robinson, James | 1946 |
| Robinson, John L. | 1987 |
| Robinson, Leffie F. | 1952, 54 |
| Robinson, Rocky | 1970 |
| Robinson, Tony L. | 1977, 78 |
| Robinson, William B. | 1941 |
| Robinson, W. M. | 1921, 22, 23 |
| Robles, O. S. | 1915, 16 |
| Rodgers, Willie | 1995, 96, 97 |
| Rogero, A. L. | 1930, 31 |
| Rogers, Charles B. | 1932, 33, 34 |
| Rolle, Arpedge | 1999, 2000, 01, 02 |
| Rolle, Garrison Anthony | 1982, 83, 84 |
| Rone, George H. (Hank). | 1989 |
| Rood, R. S. | 1916 |
| Root, Charles | 1934, 35, 36 |
| Rose, J. R. | 1924 |

LETTERWINNERS

| | |
|-----------------------|------------------|
| Rosenhouse, M. | 1921 |
| Rosenthal, J. D. | 1916 |
| Ross, Hugh A. | 1944 |
| Ross, Ira Joseph | 1954 |
| Ross, Taras | 1995, 96, 97 |
| Roth, Jeffery Neil | 1985, 86, 87, 88 |
| Roubles, O. S. | 1916 |
| Rountree, James W. | 1955, 56, 57 |
| Rowe, Harold | 1934, 35, 36 |
| Rowe, Richard L. | 1950 |
| Rowell, Tony D. | 1988, 89, 90, 91 |
| Rowley, Butch | 2006, 07, 08 |
| Royal, Bryan | 2004, 05 |
| Royal, Robert D., Jr. | 1958, 59, 60 |
| Rozell, Frederick E. | 1950 |
| Ruland, Ryan | 1990, 91, 92, 93 |
| Rushing, Dewell | 1944, 47 |
| Russell, Kenneth W. | 1962, 63, 64 |
| Rushing, George | 1991, 92 |
| Ruth, Richard E. | 1976, 77 |
| Rutledge, Eric | 2004, 05, 06, 07 |
| Rutledge, Johnny | 1995, 96, 97, 98 |

| | |
|------------------------------------|------------------|
| S | |
| Sanders, J. L. | 1930, 31 |
| Sanders, Terron | 2008, 09, 10 |
| Santille, D. Michael | 1966 |
| Sapp, E. B., Jr. | 1944, 45 |
| Sarra, Lamar | 1924, 25, 26 |
| Sarris, George T. | 1952 |
| Sauers, Robert | 1939, 40 |
| Sauls, Charles F. | 1928, 29, 30 |
| Saunders, De'Ante | 2011 |
| Savelio, Bryan | 2001, 02 |
| Sawyer, Ross C. | 1905 |
| Scarborough, Earl | 1945 |
| Scarborough, Truman C. | 1935 |
| Scavella, Sam P. | 1989, 91 |
| Schanbacher, Stephen F. | 1977 |
| Schiralli, Nick | 1996, 97, 98, 99 |
| Schirmer, Ernest | 1932 |
| Schmidt, Carl F. | 1970 |
| Schmidt, Robert | 1944 |
| Schmieder, Shawn | 2010 |
| Schnebly, John M. | 1969, 70, 71 |
| Schottenheimer, Brian | 1994, 95, 96 |
| Schroeder, Douglas W. | 1976, 77, 78 |
| Schucht, Hubert | 1934, 35 |
| Schulet, Scott A. | 1975, 76 |
| Schultheis, Arthur L., Jr. "Buddy" | 1980, 81, 82, 83 |
| Schutz, Fred W. | 1956, 58 |
| Schuman, Carl | 1932, 33 |
| Schwartzburg, Jim H. | 1952, 53, 54 |
| Scott, Guss | 2000, 01, 02, 03 |
| Scott, Ian | 2000, 01, 02 |
| Scott, Ivan W. | 1921, 22 |
| Scott, James | 1925 |
| Scott, John L. | 1985 |
| Scott, Laurence C. | 1952, 53, 54 |
| Scott, Tom | 1938, 39 |
| Scott, William R. | 1940 |
| Seager, Mark A. | 1987 |
| Seal, Howard K. | 1974 |
| Seals, Roger K. | 1959, 60 |
| Sears, Edwin R. | 1955, 56, 57 |
| Seay, Homer | 1929, 30, 31 |
| Senterfitt, Donald R. | 1959, 60 |

| | |
|---------------------------|------------------|
| Sever, Tyson L. | 1972, 73, 74 |
| Sever, William G. | 1973, 74 |
| Sewell | 1918 |
| Seymour, Harold D. | 1964, 65 |
| Seymour, Kenneth E. | 1957 |
| Shackelford, T. W. | 1910 |
| Shands, A. G. | 1913 |
| Shands, Jim | 1907 |
| Rowe, William A. | 1908 |
| Shannon, Thomas J., Jr. | 1962, 63, 64 |
| Shearer, Welcome | 1932, 33, 34 |
| Sheer, Thomas L. | 1956, 57, 58 |
| Sheppard, Joseph E. | 1971, 72 |
| Sheppard, Lito | 1999, 2000, 01 |
| Shipp, Steve | 1998 |
| Shorter, N. W. | 1910 |
| Shouse, A. G. | 1933, 34 |
| Showers, Shea | 1993, 94, 95, 96 |
| Sibbald, Roger Dwayne | 1980, 82, 83, 84 |
| Sikes, Michael D. | 1956 |
| Silberman, Ian | 2011 |
| Siler, Brandon | 2004, 05, 06 |
| Silman, John S. | 1970 |
| Silsby, Link W. | 1929, 30, 31 |
| Sills, Kevin W. | 1985, 87, 88 |
| Simmons, Stacey A. | 1986, 87, 88 |
| Simpson, Clay | 1931, 32 |
| Simpson, Jackie M. | 1953, 54, 55, 56 |
| Sims, Robert B. | 1986, 87 |
| Sims, Teddy | 1997, 98, 99 |
| Sinardi, Nick J. | 1969 |
| Sitter, Matt | 2001 |
| Skalaski, Charles W., III | 1976, 77 |
| Skelly, Richard J. | 1960 |
| Skinner, Ian | 1997, 98 |
| Skoldowski, Ziggy | 1945 |
| Shrivane, Britt E. | 1967, 68, 69 |
| Slack, Arthur R. | 1958, 59, 60 |
| Small, OJ | 2001, 02, 03, 04 |
| Smith, Andrew Walter | 1981 |
| Smith, Cedric D. | 1986, 87, 88, 89 |
| Smith, Charles E. | 1950 |
| Smith, Dexter A. | 1989, 90, 91, 92 |
| Smith, Douglas Earl | 1980, 82 |
| Smith, Emmitt J. | 1987, 88, 89 |
| Smith, Glenn | 1944 |
| Smith, Horace | 1923, 24 |
| Smith, James | 2005, 06, 07, 08 |
| Smith, James | 1949 |
| Smith, John G. | 1938, 39 |
| Smith, Johnny Wayne | 1980 |
| Smith, Lex | 1989, 91, 92 |
| Smith, Linzey T. | 1984 |
| Smith, Michael B. | 1973, 74, 75 |
| Smith, Mills | 1927 |
| Smith, Robert D. | 1954 |
| Smith, Ryan | 2006 |
| Smith, Thomas R., Jr. | 1959, 60, 61 |
| Smith, W. Lawrence | 1966, 67, 68 |
| Smoak, D. Frank | 1938, 39, 40 |
| Smojver, Walter (Wally) | 1980 |
| Snead, Willis, L. | 1987, 88 |
| Sneed, Neal | 1964, 65 |
| Snell, Ray | 2001, 02 |
| Snell, Shannon | 2000, 01, 02, 03 |
| Sorenson, Douglas | 1969, 70, 71 |
| Sorrentino, Joey | 2007, 08, 09 |
| Sparkman, James K. | 1914, 15, 16, 17 |

| | |
|---------------------------|--------------------|
| Spears, Harry G. | 1953, 56 |
| Speer, Del A. | 1989, 90, 91, 92 |
| Speer, James H. | 1987, 88, 89, 90 |
| Spencer, James A. (Jimmy) | 1988, 89, 90 |
| Spiers, W. H. | 1931 |
| Spierto, John M. | 1986, 87, 88 |
| Spikes, Brandon | 2006, 07, 08, 09 |
| Splane, T. Douglas | 1965, 66, 67 |
| Spurrier, Stephen O. | 1964, 65, 66 |
| Stacy, Curtis Dale | 1982, 83, 84, 85 |
| Stadler, John | 1929 |
| Stamper, Ryan | 2007, 08, 09 |
| Stanfield, Michael D. | 1972, 73, 74 |
| Stanley, Dennis K. | 1926, 27, 28 |
| Stanley, Reggie | 1989 |
| Stanley, Will A. | 1925 |
| Stanly, George | 1921 |
| Stanly, Richard L. | 1921 |
| Staples, Russell F. | 1961, 62 |
| Starbuck, Hal | 1932, 33, 34 |
| Stark, William D. | 1932, 33, 34 |
| Starkey, David B. | 1972, 73 |
| Starks, Max | 2000, 01, 02, 03 |
| Starling, Bruce C. | 1960, 61, 62 |
| Starowsky, Richard K. | 1987, 88, 89 |
| Steele, Jimmy | 1928, 29, 30 |
| Steen, Malcolm E. | 1967, 68, 69 |
| Steinmann, William | 2009, 10, 11 |
| Stephens, G. H. | 1960 |
| Stephens, Jimmy Ray | 1973, 75, 76 |
| Stephens, Robert L. | 1971 |
| Stephens, Tony R. | 1976, 77, 78 |
| Stephens, William B. | 1935 |
| Stephenson, George K. | 1966 |
| Stevens, Kent S. | 1950, 52 |
| Stevenson, Robby | 1995, 96, 97 |
| Stewart, Graham | 2011 |
| Stewart, Jack | 1924, 25, 26 |
| Stipe, Steven D. | 1984, 85, 86 |
| Stockton, C. A. | 1915, 16 |
| Stolz, Charles | 1932, 33, 34 |
| Stone, Brian | 2001 |
| Stone, W. E. | 1917 |
| Stoner, Ronald E. | 1961 |
| Storey, Matt | 1979 |
| Storter, Neil S. | 1909, 10, 11 |
| Story, Deac | 1995, 96, 97, 98 |
| Strange, Erik | 1998, 99, 2000, 01 |
| Sturgis, Caleb | 2008, 09, 10, 11 |
| Subers, James Innes | 1978, 79, 80 |
| Sullivan, Alonzo L. | 1988, 89, 90, 91 |
| Sullivan, George T. | 1975 |
| Sullivan, Haywood C. | 1950, 51 |
| Summers, Jacob A. | 1972, 73, 74 |
| Sumner, Kenneth M. | 1951, 52 |
| Sutherland, George | 1942, 46 |
| Sutton, Clifford | 1946, 47, 48, 49 |
| Sutton, John | 1912, 13 |
| Sutton, Yancey M. | 1978, 79, 80 |
| Swafford, Donald L. | 1976, 77, 78 |
| Swain, David | 1991, 92, 93, 94 |
| Swanson, E. | 1919 |
| Swanson, R. M. | 1920, 21 |
| Swanson, T. J. | 1910, 11, 13, 14 |
| Swanz, Robert J. | 1975, 76, 77 |
| Swink, P. C. | 1917 |
| Symank, John R. | 1955, 56 |

| | |
|---------------------------|------------------|
| T | |
| Taggart, George E. | 1970 |
| Talbot, Randy W. | 1972, 73, 74 |
| Talcott, Brendt | 2001 |
| Tannen, Steven O. | 1967, 68, 69 |
| Tanner, Clarke | 1992 |
| Taotoai, Iloosa (Josh) | 1989 |
| Tartt, Jim | 2005, 06, 07, 08 |
| Tate, Charlie | 1939, 40, 41 |
| Tatum, Earl | 1956 |
| Tatum, Jim, | 1956 |
| Taussig, Greg | 2008 |
| Taylor, Earl A. | 1908, 10, 11, 12 |
| Taylor, Fred | 1994, 95, 96, 97 |
| Taylor, J. | 1908 |
| Taylor, James J. | 1952 |
| Taylor, Michael | 2011 |
| Taylor, Ryan | 1990, 91, 92, 93 |
| Taylor, Ted | 1938 |
| Taylor, Travis | 1997, 98, 99 |
| Teague, Matt | 1995, 96 |
| Tebow, Tim | 2006, 07, 08, 09 |
| Teeler, Dan B. | 1987 |
| Tennell, Gregory L. V. | 1975, 77 |
| Tenney, Louis E. | 1910, 11, 12, 13 |
| Thomas, Bryan | 2007 |
| Thomas, Clarence S. | 1917, 19 |
| Thomas, Dwayne | 1995, 96, 97 |
| Thomas, Gary, | 1963, 64, 65 |
| Thomas, Harvey L. | 1988, 89, 91, 92 |
| Thomas, Marcus | 2003, 04, 05 |
| Thomas, Owen J. | 1951 |
| Thomas, Philip E. | 1921 |
| Thompson, Charlie | 1906, 08 |
| Thompson, Deonte | 2008, 09, 10, 11 |
| Thompson, Harry W. | 1914, 15 |
| Thompson, Jack B., III | 1961, 62, 63 |
| Thompson, John C. | 1960 |
| Thompson, Markell | 2004 |
| Thompson, Tim E. | 1974 |
| Thorton, Skyler | 2003, 04 |
| Thrasher, Leon | 1909 |
| Tinny, Donald Frederick | 1983, 84, 85 |
| Todd, Edgar R. | 1924, 25 |
| Tolbert, H. L. | 1921 |
| Tolliver, Collie, Jr. | 1981 |
| Tookes, Kenneth | 2004, 05, 06 |
| Totten, Mark A. | 1975, 76, 77 |
| Trammell, Allen R., Jr. | 1963, 64, 65 |
| Trapp, Richard E. | 1965, 66, 67 |
| Trattou, Justin | 2007, 08, 09, 10 |
| Trautwein, Phillip | 2004, 05, 06, 08 |
| Travis, Larry L. | 1960, 61, 62 |
| Treadgold, R. 1. | 1931, 32 |
| Tribble, Keith R. | 1974, 75, 76 |
| Trimble, Barnard Scott | 1982, 83, 84 |
| Troupe, Ben | 2000, 01, 02, 03 |
| Trueheart, Harold S., Jr. | 1961, 62 |
| Tucker, Charles | 1926, 27 |
| Tucker, D. A. | 1916 |
| Tucker, John | 1964 |
| Turman, Lloyd A. | 1967, 68 |
| Turner, James M. | 1944 |
| Turner, Jess L. | 1931 |
| Turner, William E. | 1946, 47, 48, 49 |
| Turner, William F. | 1933, 34, 35 |

U

Uspensky, Michael N. 1969

V

Vaccaro, Gaspar V. 1946, 47, 48, 49
 Van Camp, R. K. 1914
 Vandergriff, T. H. 1920
 Van Fleet, Richard 1908
 Vangelas, Thomas 1945
 Vargecko, Paul J. 1959, 60, 61
 Van Sickle, Dale 1927, 28, 29
 Van Wie, Donnie 1979
 Vaughan, Bruce Allen 1980, 81, 82, 83
 Vaughn, Lane W. 1974
 Vaughn, Sidney 1945
 Vetter, Emerson 1939
 Vickery, Charles 1929
 Vidal, James H. 1908
 Vinesett, Jerry D. 1968, 69, 70
 Visser, Robert H. 1955
 Voor, Joseph B. 1978
 Vorwerk, Joseph G. 1986, 87
 Vosloh, Robert P. 1954, 55, 56

W

Wabbersen, Chuck 1989, 90
 Wages, Harmon L. 1965, 66, 67
 Waggener, J. A. 1910
 Wahlberg, Joel D. 1956, 57
 Waldron, Jesse C. 1931
 Walker, Aaron 1999, 2000, 01, 02
 Walker, Barry S. 1977, 78
 Walker, Garry L. 1968, 69, 70
 Walker, Ion 1926, 27
 Walker, Kenyatta 1998, 99, 2000
 Walker, Jimtavis 2003
 Walker, L. B. 1938
 Walker, Tom B. 1936, 37, 38
 Walker, W. S. 1909
 Walton, Kavin 1994, 95, 96
 Walton, W. L. 1938, 39, 40
 Warbritton, William R. 1970
 Ware, Charles E. 1950, 51, 52
 Ware, Melton 1934
 Warner, Edwin R. 1966
 Warner, Henry 1919

Warren, Cedric 1997
 Warren, Gerard 1998, 99, 2000
 Warren, W. T. 1934, 35, 36
 Washington, Tavares 2005
 Wasielewski, David 1998, 99
 Waters, Anthony N. 1977, 78
 Waters, Dale 1928, 29, 30
 Watkins, Jason 2006, 07, 08
 Watkins, Jaylen 2010, 11
 Watkins, Kerry 1986, 87, 88, 89
 Watson, Glen 2010
 Watson, Jim 1990, 91, 92
 Watson, Richard O. 1952
 Waxman, Mike 1964, 65
 Weary, Fred 1994, 95, 96, 97
 Webb, Demetrice 2003, 04, 05
 Webster, H. Allison 1947
 Webster, W. J. 1951
 Wehking, Robert J. 1959, 60, 61
 Welch, James J. 1969
 Welles, Frank 1936
 Wells, Kirk 1999, 2000, 01
 Wells, Orian, Sr. 1916, 17
 Wenger, Dan 2011
 Wesley, Larry E. 1954, 55, 56
 Westbrook, Jack E. 1958, 59
 Westbrook, Marquis 1999, 2000, 01, 02
 Westbrook, Tevin 2011
 Wester, William J. 1951
 Weston, Rhondy 1985, 86, 87, 88
 Whatley, John 1964, 65
 Whiddon, Clifford 1937
 White, Adrian D. 1984, 85, 86, 88
 White, Arthur 1984, 85, 88
 White, Brian 1992
 White, Curtis 1988
 White, Jack 1944, 45, 46
 White, Mark V. 1988, 89, 90, 91
 White, Paul E. 1959, 60, 61
 White, Will D. 1989, 90, 91, 92
 Whited, Rod 1991, 92
 Whitehead, James Orlin 1954
 Whitehurst, Adam 1993
 Whitaker, Jeff 2004
 Whittaker, Glenn 1925
 Whittaker, John Lee 1980, 82
 Whittington, Arling 1944
 Wickline, Gregory Joe 1978, 79, 80
 Wiechmann, Bret N. 1983, 84, 85, 86

Wiegmann, Thomas John 1980, 81, 82
 Wiggins, Lloyd G. 1970
 Wilbur, Eric 2003, 04, 05, 06
 Wilder, Willie B. 1975, 76, 77
 Wildman, Charles F. 1973, 75
 Wilkinson, S.A. 1915, 16, 17
 Wilks, Steven 2009, 10
 William, Buton C. 1923, 24, 25
 Williams, Alan K. 1976, 77
 Williams, Anthony C. 1984, 85, 86, 87
 Williams, Angus 1945, 48, 49, 50
 Williams, Bill 1936, 37
 Williams, Bobby 2001
 Williams, Burton C. 1964, 65
 Williams, Charles 1974, 75, 76, 77
 Williams, Charles Broughton 1942, 46
 Williams, Daniel M. 1969, 70
 Williams, David W. 1985, 86, 87, 88
 Williams, Derald L. 1980
 Williams, Donald E. 1968, 69, 70
 Williams, Elijah 1994, 95, 96, 97
 Williams, Hal 1986
 Williams, Jarvis E. 1984, 85, 86, 87
 Williams, John D. 1972, 73, 75
 Williams, John L. 1982, 83, 84, 85
 Williams, Justin 2007, 08, 09, 10
 Williams, Keith Carnell 1982, 84, 85, 86
 Williams, Mon 2006
 Williams, R. L. (Ricky) 1981, 82, 83, 84
 Williams, Roderic M. 1973, 74, 75
 Williams, Terry Claitte 1980
 Williams, Wayne D. 1985, 86, 87, 88
 Williamson, H. E. 1932
 Williamson, D. 1930, 31
 Williamson, Kendrick W. 1957, 58, 59
 Williamson, Larry C. 1989
 Williamson, Mike 2009
 Willis, Alex 1998, 99, 2000
 Willis, Kenneth 1935, 36, 37
 Wilsky, C. 1921
 Wilson, C. 1921
 Wilson, James 2008, 09, 11
 Wilson, R. Borden 1912
 Wilson, Ronnie 2006
 Windham, Joseph N. 1954, 57, 58
 Wing, Harry Fannin 1952
 Winne, Ross W. Jr. 1952, 53, 54
 Winters, Alex P. 1975
 Wise, Scott 1998

Wolfe, Stanley 1928
 Wood, G. P. 1981
 Wood, Sidney 1942
 Worthington, Wes 2000
 Woulard, Darrell B. 1986, 87
 Wright, Arthur J. 1951, 52, 53
 Wright, Charlie 1986, 87, 88
 Wright, David A. 1975, 78, 77
 Wright, Joe L. 1950
 Wright, Lawrence 1993, 94, 95, 96
 Wright, Major 2007, 08, 09
 Wright, Weldon 1945
 Wuerffel, Danny 1993, 94, 95, 96
 Wunderly, Joseph A. 1973, 74
 Wuthrich, E. B. 1917, 18, 19, 21
 Wynn, DeShawn 2003, 04, 05, 06
 Wynn, Milton 1944

X

Xynidis, Jon 1995, 96, 97

Y

Yancey, Hervey 1930
 Yancey, James 1947, 48, 49
 Yancey, James M. 1969, 70, 71
 Yancey, Malcom 1919
 Yarbrough, Corey 1996, 97, 98, 99
 Yarbrough, James 1966, 67, 68
 Yeats, James M. 1955, 56, 57
 Yinshanis, Frank 1938
 Yon, E. M. 1914, 15
 York, M. E. 1952
 Young, Billy 1997, 98, 99
 Young, David 2009, 11
 Young, Donnie 1993, 94, 95, 96
 Young, James W. 1959, 60, 61
 Young, Kurt B. 1988, 90
 Young, Tyrone D. 1979, 80, 81, 82
 Youngblood, Herbert I. "Jack" 1968, 69, 70
 Younkin, Michael 1996, 97, 98, 99
 Yepremian, Berj S. 1977, 78

Z

Zedalis, Zac 1997, 98, 99, 2001
 Zimmerman, Jeffrey Alan 1983, 84, 85, 86
 Zukley, Jack E. 1975, 77

DR. J. BERNARD MACHEN

University President

Bernie Machen was appointed UF's 11th president in January, 2004. During his tenure, he has expanded the university's research and scholarship endeavors, elevated its educational programs and increased access to students from a diversity of economic backgrounds – all while shepherding the university through an era of growing financial challenges.

Under President Machen's leadership, UF's annual research funding has soared to \$619 million, including a \$64 million grant for research on aging that is the largest in UF's history. He has presided over a major expansion of research facilities, including the 280,000-square-foot Cancer and Genetics Research Complex, the university's largest research building. Dr. Machen has also nurtured UF's technology commercialization enterprise, spearheading the development of a 40-acre innovation community within walking distance of UF's main campus.

A longtime advocate for giving students from all walks of life the chance to attend college, Dr. Machen in 2005 pioneered the Florida Opportunity Scholars program, which pays tuition and room and board for students from disadvantaged backgrounds. So far, about 2,300 students have attended UF as recipients of the scholarship. Dr. Machen also spearheaded the Innovation Academy – a spring-summer program set to begin in 2013 that will eventually open UF's doors to 2,000 additional students, all focusing on innovation and entrepreneurship.

Like many public universities nationwide, UF has faced several years of declining state support. Dr. Machen has led Florida's 11 public universities' response to these declines by advocating for universities to gain increased flexibility and independence in setting their own tuition.

Among other milestones of his tenure, President Machen launched a university-wide sustainability campaign that today is considered a model in public higher education. He began GatorGradCare to provide health insurance to UF's graduate students, and he launched successful programs to curb binge and underage drinking on campus.

Prior to his appointment at UF, Dr. Machen served for six years as president of the University of Utah. His previous positions include provost and executive vice president for academic affairs at the University of Michigan; dean of dentistry at the University of Michigan and associate dean at the University of North Carolina School of Dentistry.

A member of the Florida Council of 100, he has held several prominent positions in statewide and national higher education leadership – including as a member of the National Security Higher Education Advisory Board and the Board of Directors for the 2002 Winter Olympics in Salt Lake City. He earned his doctor of dental surgery from St. Louis University and doctorate in educational psychology from the University of Iowa; both institutions have honored him with distinguished alumnus awards.

President Machen and his wife, Chris, a former neonatal intensive care nurse, live in Gainesville. They have two sons: Lee, an engineer at Intel in Portland; Michael, an attorney in Chicago; a daughter, Maggie, a veterinarian and resident in small animal cardiology at the University of Pennsylvania; and four grandchildren.



2011-12 UNIVERSITY OF FLORIDA ATHLETICS ASSOCIATION BOARD OF DIRECTORS

The University Athletic Association, Inc. (UAA, Inc.) is governed by a Board of Directors. That board has the final say on policies, procedures and the budget. Two-thirds of the UAA, Inc. Board of Directors is composed of University of Florida administrators and faculty members. More specifically, the Board consists of the University president, the provost, the vice president of administrative affairs, two presidentially-appointed faculty members, the athletics director, the chairman of the Board of Trustees or his designee, the Gator Boosters, Inc. President or his designee, two students and two alumni representatives.

Dr. Dan Connaughton, UF Faculty
 Mr. Marshall M. Criser, III, Board of Trustees Representative
 Mr. Andy Fawbush, Presidential Appointee and UAA Board President
 Dr. Joe Glover, UF Provost and Senior Vice President
 Dr. Richard Lutz, UF Faculty
 Dr. Bernie Machen, UF President
 Dr. Andrew McCollough, Chair of IAC and UAA Secretary
 Mrs. Dianna Morgan, Alumni Representative
 Mr. Eric Nickelson, Gator Boosters President
 Mr. Steve Nouss, National Alumni Representative and UAA Vice President
 Mr. Ed Poppell, UF Vice President for Business Affairs and UAA Treasurer
 Mr. Anthony Reynolds, UF Student Representative
 Dr. Michael Sagas, UF Chair of Department of Tourism
 Ms. Betsy Smith, UF Student-Athlete Representative
 Mr. Kelly Smith, Former Gator Booster President
 Mrs. Lynda Tealer, Senior Associate Athletics Director

Note: 2012-13 Committee Members for UAA Board and IAC Board will be voted on in September 2012

2011-12 UNIVERSITY OF FLORIDA ATHLETICS INTERCOLLEGIATE ATHLETIC COMMITTEE

Formed in 1991 by then University of Florida President, Dr. John Lombardi, the Intercollegiate Athletic Committee (IAC) has a broad agenda that includes the general oversight of the intercollegiate athletics program at the University of Florida. Responsibilities of the IAC include: 1) Recommending policy changes related to academic issues; 2) Monitoring admission progress of student-athletes; 3) Monitoring changes in NCAA rules and procedures and reviewing with the UAA compliance officer the institution's compliance program; 4) Reporting to the faculty on issues related to intercollegiate athletics; 5) Making additional recommendations to the President on any matter related to intercollegiate athletics. Members of the IAC include six faculty, two students, the faculty athletics representative, two administrators and three nonvoting ex-officio members from the UAA.

Dr. David Bloomquist, Associate Professor
 Dr. Keith Carodine, Senior Associate Athletics Director
 Dr. Joseph Delfino, Professor
 Mr. Jeremy Foley, Athletics Director
 Dr. Joseph Glover, Provost & Senior Vice President
 Dr. Jessica Harland-Jacobs, Associate Professor
 Mr. Brian Howell, UF Student-Athlete Representative
 Dr. Michael Katovich, Professor
 Mr. Dave Kratzer, Interim Vice President
 Dr. Albert Matheny, Associate Dean & Professor
 Mr. Jamie McCloskey, Senior Associate Athletics Director
 Dr. W. Andrew McCollough, Associate Provost for IT, E-Learning & Distance Education
 Dr. Rebecca Pauly, Associate Vice President & Professor
 Dr. Michael Sagas, NCAA Faculty Representative & Professor
 Mrs. Lynda Tealer, Senior Associate Athletics Director
 Mr. Craig Thompson, UF Student Representative



Michael Sagas, Ed.D.
 NCAA Faculty Representative

JEREMY N. FOLEY

Director of Athletics

Jeremy N. Foley, who has handled virtually every aspect of the University of Florida's \$96 million athletic program during his athletic administrative career – which began with an internship in the Gator Ticket Office in 1976 – was named UF's Director of Athletics in March of 1992. He is the third longest tenured athletic director among Bowl Championship series Conference schools.

A man with great vision and experience, Foley, 59, brings a passionate top-to-bottom team approach to the top athletic post at the University of Florida. Foley's philosophy involves the continued building of a comprehensive athletic program, with the goal of having the overall UF program ranked as the top athletic program in the nation.

As chief financial officer for the University Athletic Association (UAA), Foley has spearheaded a number of capital improvement projects in the athletic department. The project list includes two major expansions of the football stadium, a multipurpose athletic field house, new facilities for tennis, track & field, soccer, baseball, golf, softball, swimming and lacrosse. Foley also played a role in the academic advising center on the University of Florida campus, which serves UF students and Gator student-athletes and assisted in funding the renovation of the Stephen C. O'Connell Center. The James W. "Bill" Heavener Football Complex, a project that enhanced the football experience for Gator student-athletes, staff and visitors, was completed in July of 2008 and received platinum certification from the Leadership in Energy and Environmental Design (LEED) Green Building Rating System, the highest ranking available. It was the first building in Florida and the first athletic facility in the nation to achieve platinum status. Foley's most recent project was the lacrosse facility – a 1,500 seat-stadium offering fans a great view of this fast-paced sport – completed prior to the inaugural season in the spring of 2010.

Foley's commitment to the overall athletic program includes a plan of increased opportunities for women, as three women's sports have been added under his tenure – soccer, softball and lacrosse.

Also, in an era when the NCAA estimates 90 percent of Division I schools are losing money on intercollegiate athletics, the University of Florida Athletic Association has contributed more than \$67 million in the last 22 years to help fund University of Florida athletic endeavors.

Florida has been equally successful on the field of play and in the classroom during Foley's administrative tenure. The Florida athletic program has ranked among the nation's top 10 for 29-straight years (1983-84 – 2011-12) and among the top five for 15 times in the of the last 22 years, according to national all-sport rankings.

UF became the first program in collegiate history to own both the men's basketball and football national titles in the same calendar year, after capturing crowns in 2006. The men's basketball team then became the first repeat champions in their sport in 15 years after cutting the nets down again in 2007.

Foley is the only athletic director in Division I history to supervise a program that has won multiple national titles in football (1996, 2006, 2008) and men's basketball (2006, 2007) and overall 20 Gator teams have been crowned national champions under his watch. Florida has

won a league-best 11 national championships since 2006.

The 2011-12 athletics year was arguably one of the best in Gator history. A school-record three national titles were won – the men's indoor track and field team won its third consecutive national championship, the women's tennis team captured the national title for the second consecutive year and the men's outdoor track and field program won the school's first outdoor title. Florida has won multiple national titles for the third consecutive year, a first in the history of the athletic program. Overall, 12 programs finished in the top 10 and Florida finished second in the national all-sports rankings, matching the best finish in school history (UF finished tied for second in 1997-98 and second in 2009-10). Florida has finished in the top three of those rankings in three of the past four years.

In Southeastern Conference action, Florida picked up a three league crowns in 2011-12 action (Women's Indoor Track and Field, Women's Tennis and Gymnastics). UF has now has a total of 205 SEC titles since the league began in 1932 and 106 of those SEC titles have come under Foley's watch. In addition, the lacrosse team won the American Lacrosse Conference regular season title for the second consecutive year. Florida swept the Halifax Media Group Southeastern Conference All-Sports Titles for the 12th time.

UF's commitment in the classroom is equally impressive. Under Foley, UF student-athletes have been honored 92 times as Academic All-Americans.

The Gator athletic coaching family, which Foley had a large part in assembling, has collected 85 conference Coach-of-the-Year awards during the last 20 years and have captured 20 national titles.

Gator student athletes, coaches and administrators have also been a fixture in the community, taking part in a variety of community related endeavors. Florida student athletes remained involved in the community and beyond. A total of 437 UF student athletes have participated in 3,796 hours of community service in 2011-12, partnering with 20 schools, 9 civic organizations and 28 non-profit organizations. Florida was honored with a White House commendation for volunteerism in 1994.

Foley was named the Street & Smith's SportsBusiness Journal National Athletic Director of the Year in June of 2006 and the National Football Foundation and College Football Hall of Fame awarded him the 2007 John L. Toner Award. The Toner Award is designed to honor and acknowledge outstanding athletics directors who have demonstrated superior administrative abilities especially in the area of college football.

Foley also served on the NCAA Division I Management Council from 1997-2002. Foley was named Honorary Alumnus of the University of Florida by the Florida Alumni Association Board of Directors in October of 2000.

Born in Washington, D.C., but calling New London, N.H., home, Foley received his undergraduate degree in 1974 from Hobart College in Geneva, N.Y., where he also coached and scouted for the tradition-rich lacrosse program following graduation. He went on to earn his Master's Degree in Sports Administration from Ohio University in 1976 and then joined the Gator athletic program as an intern in the ticket office. In 1995, the Ohio Graduate School presented Foley with the school's Distinguished Alumni Award. The Ohio University Alumni Association also awarded Foley with the Medal of Merit in September of 2008.

In 2008, the Hobart Alumni Association presented Foley with the Medal of Excellence, their highest honor, for outstanding achievements as Athletic Director at the University of Florida, which has brought honor and distinction to his alma mater.

The Holderness School, a small, private, college preparation school in Plymouth, New Hampshire presented Foley, class of 1970, with their 2007 Distinguished Alumni Award in November of 2007.

An avid sports and Boston Red Sox fan, Foley ran the Boston Marathon in a 3:39.51 clip in April of 1995 and completed the course in 3:28.10 in 1998. A dog lover and proud owner of one Labrador retriever, he is involved with the Humane Society and local charities.



FOLEY FILE

Professional Experience

Athletic Director (March 9, 1992 – Present)

Senior Associate Athletic Director

(January 1987 – March 1992)

Interim Athletic Director

(September 1986 – January 1987)

Associate Athletic Director for Business Affairs

(June 1981 – September 1986)

Assistant Athletic Director (May 1980 – June 1981)

Director of Ticket and Game Operations

(March 1979 – May 1980)

Ticket Manager (February 1977 – March 1979)

Intern (August 1976 – February 1977)

Education

Ohio University, 1976 Masters of Education in

Sports Administration

Hobart College, 1974 Bachelor of Arts in Psychology

Athletic Experience

Completed Boston Marathon in April of 1995 (3:39.51) and in April of 1998 (3:28.10)

Hobart College Football and Lacrosse

Date of Birth

December 1, 1952 in Washington, D.C.

2012-13 GATOR BOOSTERS, INC. BOARD OF DIRECTORS

| | | | | | | | | | |
|---|-----------------------------------|----------------------------------|------------------------------------|--------------------------------------|--|---|-------------------------------------|----------------------------------|---|
| Bill Heavener President Orlando | Jeanette Chapman Panama City | Bill Dudziak Lighthouse Point | Pat Lloveras Dunedin | Jay Moody Lynn Haven | Bob Tebow Jacksonville | LEGACY DIRECTORS Don Dizney Windermere | Deirdre Dizney Brand Ocala | David Hughes Winter Park | Kimberly Beach Walden Bainbridge, GA |
| Rex Fariior III President-Elect Tampa | Susanne Clemons Okeechobee | Merritt Fore Ocala | Bill Lloyd Daytona Beach | Lynn Oakley Lake Wales | Tim Tebow New York, N.Y. | Stumpy Harris Orlando | Joe Chapman Panama City, FL | Len Johnson Dade City | Al Warrington Freeport, TX |
| John Alvarez Ocala | Nathan Collier Gainesville | George Garcia Atlantic Beach | Bonnie Lyons Gainesville | Gene Peek Jacksonville | David Thomas Merrimere | Bill Heavener Winter Park | Wayne Carse Wayne | Tom Johnson Dade City | Wayne Wiles Ft. Myers |
| Nancy Anderson Jacksonville | Michael Connelly Tampa | W. C. Gentry Jacksonville | Bernie Machen Gainesville | Nancy Perry Gainesville | Chip Tucker Winter Haven | Gale Lemerand Ormond Beach | Jerry Chicone Orlando | Bryan Kornblau Glen Allen, VA | In Memoriam Harold Ashley Jerry Chicone, Sr. Rex Fariior, Jr. Jack Holloway Scott Linder Paul McDonald Alfred McKethan Frank Oliver Alfred Ring George Sanders |
| Samuel Block Vero Beach | Andy Crawford Jacksonville | Rogers Holmes Orange Park | W. A. McGriff III Jacksonville | Grier Pressly Palm Beach | Ward Wagner Post Palm Beach | Irene Dizney Windermere | Gary Condron Ponte Vedra Beach | Greg Masters Lakeland | |
| Judy Boles Gainesville | Marshall Criser III Miami | Nate Jenkins Ocoee | Warren McKnight Haines City | Fred Ridley Tampa | Mary Jo Walker Ft. Myers | Ed Evans Oklahoma City, OK | Irene Dizney Windermere | Tommy Oakley Lake Wales | |
| Alex Brown Vernon Hills, IL | Bruce Culpepper Tallahassee | Hjalma Johnson Dade City | Thad McNulty Jacksonville | Geoff Roepstorff Sanibel | Warren Wiltshire-Ad Hoc Ft. Myers | Mary Lee Fariior Tampa | Ed Evans Oklahoma City, OK | Joyce Oliver Palatka | |
| Lomas Brown Rochester Hills, MI | Jody Davis Gainesville | Jack Katz Orlando | Steve Melnyk Jacksonville | M. G. Sanchez Gainesville | In Memoriam Jimmy Anderson Warren Cason Duke Crittenden Fred Montsdeoca | Mark Bostick Auburndale | Mary Lee Fariior Tampa | Jamie Pressly Palm Beach | |
| Chris Bryan Fernandina Beach | Joe Davis, Jr. Wauchula | Jim Kimbrough Brooksville | Howell "Hal" Melton Winter Park | Kathie Seabrook Ponte Vedra Beach | | Ben Hill Griffin, III Frostproof | John Frost Bartow | Katie Pressly Palm Beach | |
| Jeff Cardozo Gainesville | Steve deMontmollin Gainesville | Darryl LeClair St. Petersburg | Vic Miranda Boca Raton | Bryant Skinner Jacksonville | | | Rob Gidel Windermere | Kelly Smith Orlando | |
| | Tom Donahoo Jacksonville | Leonard Levy Tampa | Tom Mitchell Gainesville | Bob Spencer Bradenton | | | Ben Hill Griffin, III Frostproof | Steve Vining Jacksonville | |

FLORIDA'S ATHLETIC SUCCESS

Last updated June 11, 2012.

UNIVERSITY ATHLETIC ASSOCIATION

Mission Statement

The University Athletic Association, Inc., exists to advance the University of Florida's teaching, research and service missions. Through the education and the promotion of the health and welfare of students, the University Athletic Association seeks to link experiences of all backgrounds, races, origins, genders and cultures to prepare generations of students and staff, including women and minorities, to be productive members of society. The character of the athletics programs at the University Athletic Association reflects the character of the University of Florida as a major, public, comprehensive institution of higher learning.

The University Athletic Association is dedicated to the intellectual, physical and personal development of student-athletes, as well as staff, including women and minorities. Demonstrating leadership in all decisions affecting college athletics, the University Athletic Association will act in an ethical and honest manner, will promote an environment fostering the professional and personal achievement of coaches, administrators and staff, will attain excellence in athletic performance, sportsmanship, financial strength and superior fan satisfaction. This vision in athletics is at the core of our responsibility to the University, to our students, and to the public at large.

UF ANNUAL FINISHES NATIONAL ALL-SPORTS COMPETITION

The University of Florida is the only school in the country to finish among the nation's top 10 overall most successful programs each year since 1983.

| Academic Year | UF Finish |
|---------------|-----------|
| 1983-84 | 5th |
| 1984-85 | 4th |
| 1985-86 | 8th |
| 1986-87 | 4th |
| 1987-88 | 5th |
| 1988-89 | 9th |
| 1989-90 | 5th |
| 1990-91 | 5th |
| 1991-92 | 5th |
| 1992-93 | 4th |
| 1993-94 | 4th |
| 1994-95 | 5th |
| 1995-96 | 3rd |
| 1996-97 | 5th |
| 1997-98 | T2nd |
| 1998-99 | 4th |
| 1999-00 | 7th |
| 2000-01 | 7th |
| 2001-02 | 3rd |
| 2002-03 | 7th |
| 2003-04 | 6th |
| 2004-05 | 6th |
| 2005-06 | 5th |
| 2006-07 | 6th |
| 2007-08 | 6th |
| 2008-09 | 3rd |
| 2009-10 | 2nd |
| 2010-11 | 4th |
| 2011-12 | 2nd |

Note: Prior to 1993-94, USA Today ranked the nation's top athletic programs. Beginning with 1993-94, The National Association of College Directors of Athletics took over the all-sports rankings.

FLORIDA'S NATIONAL CHAMPIONSHIP TEAMS

| Team | Year | Championship |
|-----------------------------|------|---------------------------|
| Men's Golf | 1968 | NCAA Championship |
| Men's Golf | 1973 | NCAA Championship |
| Women's Swimming | 1979 | AIAW Championship |
| Gymnastics | 1982 | AIAW Championship |
| Women's Swimming | 1982 | NCAA Championship |
| Men's Swimming | 1983 | NCAA Championship |
| Men's Swimming | 1984 | NCAA Championship |
| Women's Golf | 1985 | NCAA Championship |
| Women's Golf | 1986 | NCAA Championship |
| Women's Track | 1992 | NCAA Indoor Championship |
| Women's Tennis | 1992 | NCAA Championship |
| Men's Golf | 1993 | NCAA Championship |
| Football | 1996 | Associated Press/Coaches' |
| Women's Tennis | 1996 | NCAA Championship |
| Soccer | 1998 | NCAA Championship |
| Women's Tennis | 1998 | NCAA Championship |
| Men's Golf | 2001 | NCAA Championship |
| Women's Tennis | 2003 | NCAA Championship |
| Men's Basketball | 2006 | NCAA Championship |
| Football | 2006 | BCS/Associated Press |
| Men's Basketball | 2007 | NCAA Championship |
| Football | 2008 | BCS/Associated Press |
| Women's Swimming & Diving | 2010 | NCAA Championship |
| Men's Indoor Track & Field | 2010 | NCAA Championship |
| Men's Indoor Track & Field | 2011 | NCAA Championship |
| Women's Tennis | 2011 | NCAA Championship |
| Men's Indoor Track & Field | 2012 | NCAA Championship |
| Women's Tennis | 2012 | NCAA Championship |
| Men's Outdoor Track & Field | 2012 | NCAA Championship |

- The University of Florida is the only school in the country to finish among the nation's top-10 overall most successful programs each year since 1983. In 2011-12, UF tied for second in the nation, making two of past three years and three times overall that the Gators have finished second.
- 75 Gator student-athletes graduated during the 2011-12 school year and 46 (61%) of them were part of a National and/or Southeastern Conference championship during their Gator careers.
- UF has won 29 National Championships in program history, including three in the 2011-12 season.
- The Gators added three SEC Championships in 2011-12, running their total to an SEC-best 204 conference titles.
- Since 1990, Florida has not finished outside of the top two in the SEC All-Sports Trophy standings. The Gators have won 20 of the 22 trophies since that time and have swept both the men's and women's trophies in 12 of those years.
- UF's lacrosse team also added the American Lacrosse Conference (ALC) regular season and tournament titles in 2012 and was the No. 1 overall seed for the NCAA tournament in just the program's third year of existence.
- Gator gymnast Kytra Hunter, who won the 2012 NCAA all-around championship, was a recipient of the Honda Sports Award, becoming the 15th Gator to receive the prestigious award.
- Three Gators, Stacy Nelson (Softball), Brandon McArthur (Baseball) and Tim Tebow (Football) have won the prestigious Lowe's Senior CLASS Award which is given to the graduating senior who best uses their platform in athletics to make a positive impact as leaders in their communities. Preston Tucker (Baseball) and Michelle Moultrie (Softball) were finalists in 2012.
- Seven teams had a 100 percent Graduation Success Rate (GSR) as reported by the NCAA in October of 2010 and had an overall GSR of 82 percent, ranking second in the SEC behind Vanderbilt.

UF ANNUAL FINISHES IN THE SOUTHEASTERN CONFERENCE ALL-SPORTS TROPHY

| Year | Men | Women | Overall |
|---------|-----|-------|---------|
| 1973-74 | 3rd | --- | --- |
| 1974-75 | 3rd | --- | --- |
| 1975-76 | 4th | --- | --- |
| 1976-77 | 2nd | --- | --- |
| 1977-78 | 2nd | --- | --- |
| 1978-79 | 3rd | --- | --- |
| 1979-80 | 7th | --- | --- |
| 1980-81 | 4th | --- | --- |
| 1981-82 | 4th | --- | --- |
| 1982-83 | 4th | --- | --- |
| 1983-84 | 3rd | 2nd | 2nd |
| 1984-85 | 4th | 1st | 2nd |
| 1985-86 | 6th | 2nd | 3rd |
| 1986-87 | 3rd | 2nd | 3rd |
| 1987-88 | 2nd | 1st | T1st |
| 1988-89 | 2nd | 1st | 1st |
| 1989-90 | 6th | 3rd | 4th |
| 1990-91 | 2nd | 2nd | 2nd |
| 1991-92 | 1st | 1st | 1st |
| 1992-93 | 1st | 1st | 1st |
| 1993-94 | 1st | 2nd | 1st |
| 1994-95 | 2nd | 1st | 1st |
| 1995-96 | 1st | 1st | 1st |
| 1996-97 | 3rd | 1st | 1st |
| 1997-98 | 1st | 1st | 1st |
| 1998-99 | 1st | 2nd | 1st |
| 1999-00 | 1st | 1st | 1st |
| 2000-01 | 3rd | 1st | 1st |
| 2001-02 | 1st | 1st | 1st |
| 2002-03 | 1st | 1st | 1st |
| 2003-04 | 1st | 2nd | 1st |
| 2004-05 | 1st | 3rd | 1st |
| 2005-06 | 2nd | 3rd | 2nd |
| 2006-07 | 1st | 1st | 1st |
| 2007-08 | 2nd | 1st | 1st |
| 2008-09 | 1st | 1st | 1st |
| 2009-10 | 1st | 1st | 1st |
| 2010-11 | 1st | 1st | 1st |
| 2011-12 | 1st | 1st | 1st |

Note: The New York Times Regional Newspaper Group took over coordination of the SEC All-Sports rankings in 1994-95. Prior to that, the league tabulated the SEC All-Sports totals.

THE GATOR NATION

The University of Florida is in Gainesville...
The Gator Nation is **EVERYWHERE!**

CARLOS ALVAREZ

(Football, 1969-71)

Carlos Alvarez finished his career as the all-time leading receiver in UF history. He has spent the last 25 years as an attorney after graduating from Florida with High Honors in 1972. He got his law degree from Duke in 1975, graduating with Honors. Alvarez was a three-time Academic All-American and earned a NCAA Post-Graduate Scholarship Award in 1971. He was inducted into the Academic All-America Hall of Fame in 1989.

CRIS COLLINSWORTH

(Football, 1977-80)

The All-Pro wide receiver with the Cincinnati Bengals, who was named the 1981 NFL Rookie of the Year, has emerged as a five-time Emmy Award-winning studio analyst for his broadcast work on FOX, NBC and HBO, where he was a co-host on the award-winning HBO show "Inside the NFL." He is currently NBC's game analyst on its weekly NFL Sunday Night Football broadcast.

HEATHER MITTS

(Soccer, 1996-99)

A 1999 first-team NSCAA All-American, Mitts was one of the most popular players for the now disbanded WUSA's Philadelphia Charge. Mitts helped the 2004 and 2008 U.S. Olympic Teams win back-to-back gold medals and trained with the 2006 U.S. National Team. An injury kept her off the 2007 U.S. World Cup Team, but Heather worked for ESPN and its coverage of the event. She was a member of the 2011 U.S. Women's World Cup team that competed in Germany over the summer.

EMMITT SMITH

(Football, 1987-89)

The first-round selection of the Dallas Cowboys, Smith was named the 1990 NFL Rookie of the Year, before earning NFL MVP honors in 1993 and being named MVP of Super Bowl XXVIII (1994). He became the all-time rushing leader in NFL history during the 2002 season. Upon retirement from the NFL, Emmitt showed his footwork remained intact by winning the 2006 "Dancing with the Stars" title. He was voted into the Pro Football Hall of Fame in 2010.

DARA TORRES

(Swimming, 1985-89)

The 1988 overall SEC Female Athlete of the Year, who was a 28-time All-American at UF, made U.S. history in 2000 when she became the first woman to swim on four U.S. Olympic Teams. Torres topped that in 2008 when she became the first female swimmer over 40 to compete in the Olympic Games. At 41, she won three silver medals and has a total of 12 Olympic Medals.

Chances are you've met many Gators in your life...

Chances are you remember them.

As Gators, a unique experience defines us. We lead and know how to follow. We speak and know when to listen. We run Fortune 500 companies and cure diseases. We influence every field of business and science with unique perspectives and inspired collaboration. We come together to form an unbreakable bond that produces some exceedingly memorable Gators.

DID YOU KNOW?

- In 1985, Florida became a member of the Association of American Universities, the prestigious higher-education organization comprising the top 61 public and private institutions in North America.
- UF ranked second in the AAU for doctoral degrees awarded to African-American students in a recent study.
- The University of Florida contributes \$8.76 billion annually to Florida's economy and is responsible for more than 106,000 jobs.
- 2012 marks the seventh year in a row that the University of Florida was named the second-best value in public colleges in the U.S. by *Kiplinger's Personal Finance* magazine.
- UF ranked No. 3 on *SmartMoney* magazine's 2011 list of colleges and universities that help graduates get top salaries.
- Two UF graduates are currently involved in the astronaut program.
- In the past four decades, more presidents of the American Bar Association have come from the UF Levin College of Law than any U.S. law school.



ERIN ANDREWS

(Florida, 2000)

Erin Andrews, who earned her telecommunications degree from UF in 2000, has become a familiar face on ESPN broadcasts as a reporter since joining the network in 2004. Andrews, who provides coverage of everything from college football and basketball to Major League Baseball, was a member of the Dazzlers – a dance team of UF students that performs on the sidelines of Gator athletic events.

DR. J. ROBERT CADE

The legendary University of Florida scientist who led the research team that gave the world Gatorade. Cade and his research fellows began experimenting with Gatorade in 1965 with the Florida football team and it has grown into a multibillion-dollar sports drink industry that has brought in more than \$150 million in royalties to UF.

HAZEL CLARK

(Track, 1996-99)

The three-time NCAA national 800-meter champion led the Clark family to an unprecedented 1-2-3 sweep of the open spots in the half-mile on the 2000 U.S. Olympic Team. Clark is a three-time Olympian, representing the U.S.A. in the 2000, '04 and '08.

JACK KATZ

(Football, 1962-64)

Jack Katz, a letterman from 1962-64 and starting lineman, was one of the stars of the great upset victory over Alabama in Tuscaloosa in 1963. He founded Panama Jack following his graduation from UF. Katz was inducted into the UF Athletics Hall of Fame in 2008.

RYAN LOCHTE

(Swimming, 2002-06)

Two-time NCAA Swimmer of the Year while at Florida and a seven-time NCAA Champion and twenty-four time All-American. A six-time Olympic medalist (prior to 2012 Summer Olympics) and the World Swimmer of the Year in 2010 and 2011. Holds the world record in the 200-meter individual medley and the 400-meter individual medley.

DeLISHA MILTON-JONES

(Basketball, 1993-97)

The second overall selection in the 1997 ABL draft and the fourth overall pick in the 1999 WNBA Draft, Milton-Jones guided the U.S. Olympic Team to gold in 2000. The two-time WNBA All-Star has won two WNBA titles playing with the Los Angeles Sparks. Named to the 2007-08 U.S. Senior National Team.



COMMUNITY INVOLVEMENT

UF football players perform more than 400 hours of community service annually.

GOODWILL GATORS

Mission Statement

The mission of the University Athletic Association's Goodwill Gators Community Outreach Program is to foster citizenship between administration, coaches, student-athletes and the greater Gainesville community. Through volunteerism, Goodwill Gators will:

- strengthen our commitment to greater Gainesville and the surrounding communities.
- encourage citizenship, civic virtues and how one should behave as part of a community.
- enhance the personal development of student-athletes.

HISTORY

With the accolades and benefits received by student-athletes come responsibilities. Student-athletes have a responsibility to serve the community that supports them as they grow physically, mentally and emotionally. The Goodwill Gators program understands and meets the need to be involved within the community by participating in weekly and annual service projects.

The Goodwill Gators program provides student-athletes with quality volunteer opportunities that allow them to give back to the community. In turn, the community may utilize the Goodwill Gator student-athletes as positive role models, eager volunteers and motivational speakers.

The Goodwill Gators program has been recognized nationally by the National Consortium of Academics and Sports (1998, 2000-07) for its outreach and service commitment to the community. Student-athletes have demonstrated a high commitment to the Goodwill Gators program making consistent appearances with several organizations.

COMMUNITY PROGRAMS

Gator Literacy

Designed to promote reading and literacy in Alachua County. Once a week, student-athletes read stories with children during their lunch time.

Gator Club

The Gator Club program is a partnership with the Shands Medical Plaza. On Tuesdays and Thursdays, the UF football team visits with the pediatric patients at the Medical Plaza.

Stephen Foster Intramurals

The children of Stephen Foster Elementary look forward to Tuesdays and Thursdays, when the Gators come to play intramural activities with them.

Gator Tracks

Gator Tracks is an "angel tree"-type program that takes place during the holiday season. Local elementary school teachers provide the Gators with children's first names and shoe sizes, after recognizing that they are in need of new sneakers.

B.L.A.Q.U.E.

In the spring of 2008, Florida Coach Urban Meyer initiated a mentor program for young at-risk males. Working with the African-American Accountability Alliance of Alachua County task force, the program B.L.A.Q.U.E. (Bold Leaders, Achieving Quality, Unity and Excellence) was developed. The program partnered 15 area middle school children with a Gator football player and a community leader. The goal is to affect change in the lives of at-risk black youth.

Gator Charity Challenge

The UF football team holds an annual Gator Charity Challenge strong-man competition at Ben Hill Griffin Stadium to close its offseason workouts. The event, which was started in 2008, is free and open to the public and partners with several charities affiliated with Shands Hospital in an effort to raise awareness within the community for the various causes. Fans in attendance have the opportunity to make a pledge to the charities associated with the Gator Charity Challenge.

Swamp Field Trip


A program that started in the spring of 2009, the "Swamp Field Trip" is available to local middle schools as a reward for their students who achieve good grades, are involved in community service, have had major improvements, etc. The students have the opportunity to speak with a group of players and have a special tour of the football facility given by the players.

COMMUNITY PARTNERS

The following is a list of some of the community contributions from recent years:

- Adopt-A-Family
- Alcohol Policy Reform
- ALS Association
- America Reads Tutorial Program
- American Cancer Society
- American Heart Association
- Baby Gator
- Children's Miracle Network
- City of Gainesville
- Dance Marathon
- Dean of Students Office
- Family Literacy Festival
- FCAT Pep Rally
- Forest Pines Community Center
- Gainesville Soccer Alliance
- Girls Club
- GSOC
- Habitat for Humanity
- Harvest Food Drive
- Hospice Attic
- J.J. Finley Elementary
- Jump Rope for Heart
- LifeSouth Blood Centers
- Lincoln Middle School
- Littlewood Elementary
- M.K. Rawlings Elementary
- March of Dimes
- Million Minutes of Reading
- Norton Elementary
- P.K. Yonge Developmental School
- Ronald McDonald House
- SBAC Partners in Education
- Shand's Pediatric Hospital Visits
- Shands Medical Plaza
- Sidney Lanier Anchor School
- Special Olympics
- Sportsmanship Day
- St. Francis House
- Student-Athlete Field Day
- Talbot Elementary
- Terwilliger Elementary
- UF College of Education
- UF College of Nursing
- Wiles Elementary
- YMCA

Gator players made a visit to the hospital during the week before the 2011 Outback Bowl in Tampa.



TWO-SPORT ATHLETES/WALK-ONS

TWO-SPORT ATHLETES

Two-sport Gators who have been drafted by the National Football League or Major League Baseball since 1980:

Reidel Anthony (WR) *Football, Track*

A 1997 first-round NFL Draft pick by the Tampa Bay Bucs

Rodney Brewer (QB) *Football, Baseball*

A 1987 fifth-round selection by the St. Louis Cardinals as a first baseman

Andre Caldwell (WR) *Football, Track*

A 2008 third-round NFL Draft pick by the Cincinnati Bengals

Reche Caldwell (WR) *Football, Baseball*

A 2002 second-round NFL Draft pick by the San Diego Chargers

John Capel (WR) *Football, Track*

A 2001 seventh-round NFL Draft pick by the Chicago Bears

Tate Casey (TE) *Football, Baseball*

A 19th-round selection by the Minnesota Twins in the 2004 MLB Draft as a pitcher

Riley Cooper (WR) *Football, Baseball*

A 15th-round selection by the Philadelphia Phillies in the 2006 MLB Draft and a 25th-round draft pick in 2009 by the Texas Rangers as an outfielder; also a fifth-round 2010 NFL Draft pick by the Philadelphia Eagles

Gavin Dickey (QB/WR) *Football, Baseball*

A 12th-round selection by the Seattle Mariners in the 2006 MLB Draft

Jacquez Green (WR) *Football, Track*

A second-round selection in 1998 NFL Draft by the Tampa Bay Bucs

Ike Hilliard (WR) *Football, Track*

A 1997 first-round NFL Draft pick by the New York Giants

Cornelius Ingram (TE) *Football, Basketball*

A fifth-round 2009 NFL Draft pick by the Philadelphia Eagles

Willie Jackson (WR) *Football, Basketball*

A 1994 third-round NFL Draft pick by the Dallas Cowboys; played with the Jacksonville Jaguars in 1995-97 and Cincinnati in 1998

Taylor Jacobs (WR) *Football, Track*

A 2003 second-round NFL Draft pick by the Washington Redskins

Doug Johnson (QB) *Football, Baseball*

A second-round selection in 1996 by Tampa Bay Devil Rays as an infielder; became the starting quarterback for the Atlanta Falcons in 2000

Erron Kinney (TE) *Football, Basketball*

A third-round 2000 NFL Draft pick by the Tennessee Titans

Marquand Manuel (DB) *Football, Track*

A 2002 seventh-round NFL Draft pick by the Cincinnati Bengals

Jamie McAndrew (Punter) *Football, Baseball*

A 1989 first-round pick by the Los Angeles Dodgers as a pitcher

Louis Murphy (WR) *Football, Track*

A fourth-round 2009 NFL Draft pick by the Oakland Raiders

Louis Oliver (DB) *Football, Track*

A 1989 first-round NFL Draft pick by the Miami Dolphins; played with Miami and the Cincinnati Bengals

Herbert Perry (LB) *Football, Baseball*

A 1991 third-round pick in the MLB Draft by the Cleveland Indians as a third baseman

Stacey Simmons (WR) *Football, Track*

A 1990 NFL fourth-round draft pick by the Indianapolis Colts

Aaron Walker (TE) *Football, Baseball*

A 2003 fifth-round NFL Draft pick by the San Francisco 49ers

Recent Florida Football Squad Members Who Have Participated in a Second Sport:

| | | |
|----|----------------------|----------------------|
| DB | Bennie Alexander | Football, Track |
| WR | Reidel Anthony | Football, Track |
| WR | Andre Caldwell | Football, Track |
| WR | Reche Caldwell | Football, Baseball |
| WR | John Capel | Football, Track |
| RB | Bo Carroll | Football, Track |
| TE | Tate Casey | Football, Baseball |
| WR | Riley Cooper | Football, Baseball |
| RB | Jeff Demps | Football, Track |
| QB | Gavin Dickey | Football, Baseball |
| DB | Vannez Gooch | Football, Track |
| WR | Jacquez Green | Football, Track |
| DT | Buck Gurley | Football, Track |
| WR | Frankie Hammond, Jr. | Football, Track |
| WR | Brian Haugabrook | Football, Track |
| WR | Ike Hilliard | Football, Track |
| TE | Cornelius Ingram | Football, Basketball |
| WR | Willie Jackson | Football, Basketball |
| WR | Taylor Jacobs | Football, Track |
| RB | Brandon James | Football, Track |
| QB | Doug Johnson | Football, Baseball |
| RB | Hunter Joyer | Football, Track |
| TE | Erron Kinney | Football, Basketball |
| DB | Marquand Manuel | Football, Track |
| WR | Louis Murphy | Football, Track |
| DE | Major Parker | Football, Basketball |
| CB | Wondy Pierre-Louis | Football, Track |
| RB | Chris Rainey | Football, Track |
| DT | Arpedge Rolle | Football, Track |
| WR | Deonte Thompson | Football, Track |
| TE | Aaron Walker | Football, Baseball |
| RB | Chevon Walker | Football, Track |
| DB | Dee Webb | Football, Track |
| WR | Paul Wilson | Football, Baseball |

On March 13, 2010, junior running back Jeff Demps became the first student-athlete at the University of Florida to be a part of a national championship team in two different sports. Demps won the BCS National Championship in 2008 with the football team and the NCAA Championship in 2010 as a member of the indoor men's track team. He was also a part of the men's indoor track team that claimed the 2011 and 2012 NCAA titles.

WALK-ONS

For years, the University of Florida football program has encouraged and fostered a walk-on program that gives many young men each year the opportunity to live their dream of playing major college football. Many former walk-ons have eventually earned scholarships (45 alone since 1990), earned starting positions, gained All-SEC and All-America honors and even eventually played pro football. None of those players would have lived their dream and reached their potential if the University of Florida hadn't extended the opportunity they were seeking. Their eventual success has become a cherished part of the Gator football tradition and heritage.

- Fourteen former Gator walk-ons have gone on to play pro football: LS James Smith, DB Hagood Clarke, DB Allen Trammell, DB Bruce Vaughan, LB James Harrell, WR Lee McGriff, PK John James, PK David Posey, QB Kerwin Bell, DB Louis Oliver, WR Chris Doering, TE Tremayne Allen, PK Jeff Chandler and FB Billy Latsko.
- Former walk-on Louis Oliver was selected in the first round of the 1989 NFL Draft by Miami. He also earned first-team All-America honors in 1987 and 1988 and was one of three finalists for the Jim Thorpe Defensive Back of the Year Award in 1988.
- Former walk-on John James went on to earn All-Pro honors as a punter in the NFL with the Atlanta Falcons.
- Former walk-on Kerwin Bell earned SEC Player of the Year honors in 1984 and completed his career in 1987 as the greatest statistical passer in SEC history.
- When Bobby Raymond completed his career in 1984, the former walk-on's name appeared in the NCAA place-kicking records in five separate categories.
- Walk-on WR Gary Rolle was named Academic All-America and winner of the National Football Foundation Scholar-Athlete Award in 1984.
- Twenty-six members of the 1991 Southeastern Conference championship team, the first official SEC title in school history, were walk-ons.
- One hundred and forty-three (143) Gator walk-ons have earned Academic All-SEC honors.
- Former walk-on Kerwin Bell became a prominent Heisman Trophy candidate in 1987.
- Former walk-on Judd Davis was named the 1993 recipient of the Lou Groza National Place-Kicker of the Year. He was also named a first-team All-American that season and completed his UF career in 1994 with 225 points, then the top total in school history.
- Former walk-on Chris Doering completed his Gator career in 1995 with 31 career touchdown catches, the top total in SEC and UF history. Doering was named second-team All-America, as well as first-team All-SEC in 1995, after grabbing 17 touchdown receptions, the best seasonal mark in SEC and UF history.
- Jeff Chandler joined the Gator program as a walk-on in 1998 and by the time he departed after the 2001 season, he had become UF's all-time leading scorer (368 points) and field-goal maker (67). He was a two-time semifinalist for the Groza Award, a two-time first-team All-SEC choice and a second-team All-American in 2001.
- The 1985 Gator team that finished 9-1-1 and fifth in the final national rankings had 18 prominent players that originally joined the program as walk-ons.
- Seven former Gator walk-ons – WR Lee McGriff, WR Chris Doering, DE Preston Kendrick, PK David Posey, QB Kerwin Bell, DB Louis Oliver and PK Jeff Chandler – have gone on to earn first-team All-SEC honors.
- The 2006 BCS National Championship squad featured 36 walk-ons, including five student-athletes that earned scholarships.

COMPLIANCE INFORMATION

NCAA RULES EDUCATION PROSPECTIVE STUDENT-ATHLETES

PROSPECTIVE STUDENT-ATHLETE

You are a "prospective student-athlete" when you start ninth-grade classes. Before the ninth grade, you become a prospective student-athlete if a college gives you (or your relatives or friends) any financial aid or other benefits that the college does not provide to prospective students generally.

You become a "recruited prospective student-athlete" at a particular college if any coach or representative of the college's athletics interest (booster or representative) approaches you (or any member of your family) about enrolling and participating in athletics at that college. Activities by coaches or boosters that cause you to become a recruited prospective student-athlete are:

- providing you with an official visit;
- visiting you or any other member of your family anywhere other than the college campus;
- placing more than one telephone call to you or any other member of your family; or
- signing a National Letter of Intent or a University of Florida written offer of athletically related financial aid.

ACADEMICS AND AMATEURISM

It is extremely important for you to give maximum academic effort as you conclude your high school attendance while maintaining your amateur status before entering college. To practice or play during your freshman year, you must meet the provisions of NCAA Bylaw 14.3, which include: (a) graduating from high school, (b) achieving a minimum cumulative grade point average in 16 core courses, and achieving a corresponding minimum combined score on the SAT, or a minimum sum total score on the ACT as determined by the NCAA Eligibility Center. You must also meet the provisions of Bylaw 12.3, which include verification that you have retained your amateur status prior to entering college. The NCAA Eligibility Center must certify the initial-eligibility and amateur status of all incoming freshman student-athletes. Therefore, you must register with the Eligibility Center as soon as possible. For online web access contact: www.eligibilitycenter.org.

INDUCEMENTS

All institutional staff members and boosters are prohibited from offering or providing any financial aid or other benefits to you or your relatives or friends other than those expressly permitted by NCAA regulations. Specifically prohibited inducements include:

- providing cash or loans in any amount, or
- signing or co-signing for a loan
- providing gifts of any kind, including clothing or equipment
- providing special discounts for goods or services
- providing free or reduced housing/rent

Should you have any questions regarding NCAA rules and regulations, please feel free to contact the University of Florida Athletic Association Compliance Office at:
(352) 375-4683, x6022



2012 GATOR IMG SPORTS NETWORK

List as of June 4, 2012. All game coverage on the network begins two hours prior to kick-off. All games and shows can also be heard on-line at www.GatorZone.com (Subject to change)

| Market | Station | Frequency | Market | Station | Frequency |
|-------------------------------|---------|-----------|-------------------------|---------|-----------|
| Bartow | WWBF-AM | 1130 | Lakeland | WONN-AM | 1230 |
| Blountstown | WPHK-FM | 102.7 | Melbourne/Sebastian | WSJZ-FM | 95.9 |
| Brooksville | WWJB-AM | 1450 | Miami | WNIZ-AM | 940 |
| Cocoa | WMEL-AM | 1300 | | WIOD-AM | 610 # |
| Clearwater/Dade City | WDCE-AM | 1350 | New Smyrna Beach | WSBB-AM | 1230 |
| Cross City | WZCC-AM | 1240 | Okeechobee | WOKC-AM | 1570 |
| | WLOH-AM | 940 | | WOKC-FM | 100.9 |
| Ft. Myers/Naples/Marco Island | WPTK-AM | 1200 | Orlando | WFLF-AM | 540 |
| | WNPL-AM | 1460 | Palatka | WYD-AM | 1260 |
| Ft. Pierce/PSL/Stuart | WSTU-AM | 1450 | Panama City | WYYX-FM | 97.7 |
| Gainesville | WRUF-FM | 103.7 | | WPCF-AM | 1290 • |
| | WRUF-AM | 850 | Pensacola/Ft Walton Bch | WTKE-FM | 100.3 |
| Griffin, GA | WKEU-FM | 88.9 | Sarasota | WLSS-AM | 930 |
| | WKEU-AM | 1450 | Sebring | WWTK-AM | 730 |
| Homosassa | WXCV-FM | 95.3 | St. Augustine | WAOC-AM | 1420 |
| Jacksonville | WFXJ-AM | 930 | Tampa | WDAE-AM | 620 |
| Key West | WKWF-AM | 1600 | West Palm Beach | WJNO-AM | 1290 |
| Lake City | WNFB-FM | 94.3 | | | |
| | WDSR-AM | 1340 • | | | |

- Men's basketball
- # Carries UF when conflict with Miami Dolphins/Miami Heat

COACHES
 PLAYERS
 2011 RECAP
 HISTORY
 HONORS
 GATORS IN THE NFL
 ALL-TIME RESULTS
 RECORD BOOK
 ALL-TIME LETTERWINNERS
 FLORIDA ATHLETICS

2012 SEC WEEKLY SCHEDULE

*Southeastern Conference Games

AUGUST 30

*South Carolina at Vanderbilt
Texas A&M at Louisiana Tech

AUGUST 31

Tennessee vs. N.C. State (Atlanta, Ga.)

SEPTEMBER 1

Bowling Green at **FLORIDA**
Michigan vs. Alabama (Arlington, Texas)
Jacksonville St. at Arkansas
Clemson vs. Auburn (Atlanta, Ga.)
Buffalo at Georgia
North Texas at LSU
Central Arkansas at Ole Miss
Jackson St. at Mississippi St.
SE Louisiana at Missouri

SEPTEMBER 2

Kentucky at Louisville

SEPTEMBER 8

***FLORIDA** at Texas A&M
*Auburn at Mississippi St.
*Georgia at Missouri
Western Kentucky at Alabama
Louisiana-Monroe at Arkansas (Little Rock, Ark.)
Kent State at Kentucky
Washington at LSU
UTEP at Ole Miss
Vanderbilt at Northwestern
East Carolina at South Carolina
Georgia St. at Tennessee

SEPTEMBER 15

***FLORIDA** at Tennessee
*Alabama at Arkansas
Louisiana-Monroe at Auburn
FAU at Georgia
Western Kentucky at Kentucky
Idaho at LSU
Texas at Ole Miss
Arizona St. at Missouri
Texas A&M at SMU
UAB at South Carolina
Mississippi St. at Troy
Presbyterian at Vanderbilt

SEPTEMBER 22

*Kentucky at **FLORIDA**
*LSU at Auburn
*Vanderbilt at Georgia
*Missouri at South Carolina
FAU at Alabama
Rutgers at Arkansas
South Alabama at Mississippi St.
Akron at Tennessee
Ole Miss at Tulane

SEPTEMBER 29

*Ole Miss at Alabama
*Tennessee at Georgia
*South Carolina at Kentucky
*Arkansas at Texas A&M
Towson at LSU
Missouri at UCF

OCTOBER 6

*LSU at **FLORIDA**
*Arkansas at Auburn
*Mississippi St. at Kentucky
*Texas A&M at Ole Miss
*Vanderbilt at Missouri
*Georgia at South Carolina

OCTOBER 13

***FLORIDA** at Vanderbilt
*Kentucky at Arkansas
*South Carolina at LSU
*Auburn at Ole Miss
*Tennessee at Mississippi St.
*Alabama at Missouri

OCTOBER 20

*South Carolina at **FLORIDA**
*Georgia at Kentucky
*Alabama at Tennessee
*LSU at Texas A&M
*Auburn at Vanderbilt
Middle Tennessee at Mississippi St.

OCTOBER 27

***FLORIDA** vs. Georgia (Jacksonville, Fla.)
*Mississippi St. at Alabama
*Ole Miss at Arkansas (Little Rock, Ark.)
*Texas A&M at Auburn
*Kentucky at Missouri
*Tennessee at South Carolina
Massachusetts at Vanderbilt

NOVEMBER 3

*Missouri at **FLORIDA**
*Ole Miss at Georgia
*Vanderbilt at Kentucky
*Alabama at LSU
*Texas A&M at Mississippi St.
Tulsa at Arkansas
New Mexico St. at Auburn
Troy at Tennessee

NOVEMBER 10

*Texas A&M at Alabama
*Georgia at Auburn
*Mississippi St. at LSU
*Vanderbilt at Ole Miss
*Arkansas at South Carolina
*Missouri at Tennessee
Louisiana-Lafayette at **FLORIDA**

NOVEMBER 17

*Ole Miss at LSU
*Arkansas at Mississippi St.
*Tennessee at Vanderbilt
Jacksonville St. at **FLORIDA**
Western Carolina at Alabama
Alabama A&M at Auburn
Georgia Southern at Georgia
Samford at Kentucky
Syracuse at Missouri
Wofford at South Carolina
Sam Houston St. at Texas A&M

NOVEMBER 24

*Auburn at Alabama
*LSU at Arkansas
*Mississippi St. at Ole Miss
*Kentucky at Tennessee
*Missouri at Texas A&M
FLORIDA at Florida St.
South Carolina at Clemson
Georgia Tech at Georgia
Vanderbilt at Wake Forest

DECEMBER 1

SEC Championship Game (Atlanta, Ga.)

COACHES

PLAYERS

2011 RECAP

HISTORY

HONORS

GATORS IN THE NFL

ALL-TIME RESULTS

RECORD BOOK

ALL-TIME LETTERWINNERS

FLORIDA ATHLETICS

INDEX

| | | | | | | | | | |
|---|----------|---|--------|---|--------|---|-----|--|------------|
| 1000-yard Rushers | 147 | Crofoot, Kyle | 24 | Individual GBG Rushing (2011) | 53 | Offensive Stats (Year-by-Year) | 139 | SEC Record Holders | 160 |
| 100-yard Receivers, Same Game | 153 | Culpepper, Brad | 83, 91 | Individual GBG Sacks (2011) | 55 | Ohio State Recap (2011) | 65 | SEC Schedule | 194, 195 |
| 100-yard Receiving Games | 152 | Davey O'Brien Quarterback Award | 92 | Individual GBG Tackles (2011) | 55 | Okine, Earl | 37 | SEC Special Teams Player of the Year | 93 |
| 100-yard Rushers, Same Game | 147 | Davis, Judd | 83 | Individual GBG TFL (2011) | 54 | Ole Miss Series History | 119 | Senior Bowl | 89 |
| 100-yard Rushing Games | 148 | Davis, Tim | 10 | Individual Statistics (2011) | 49 | Oliver, Louis | 82 | Shedd, Lito | 84 |
| 1993 SEC Championship Game | 70 | Debose, Andre | 24 | Interception Return Touchdowns | 159 | Opening Day Superlatives | 162 | Showers, Valdez | 42 |
| 1994 SEC Championship Game | 70 | Defensive Records | 158 | Jack Tatum Award | 93 | Opponent Game Superlatives | 163 | Shutouts | 123 |
| 1995 SEC Championship Game | 71 | Defensive Statistics (2011) | 51 | Jackson, Jack | 83 | Opponent GBG Stats (2011) | 57 | Signing Class (2012) | 48 |
| 1996 SEC Championship Game | 71 | Defensive Stats (Year-by-Year) | 140 | Jacksonville Natives vs. Georgia | 126 | Opponent History | 117 | Silberman, Ian | 42 |
| 1997 Nokie Sugar Bowl | 68 | Dennis, Guy | 80 | Jacobs Blocking Trophy | 93 | Opponent Individual Game Highs (2011) | 52 | Situational Records | 124 |
| 2000 SEC Championship Game | 72 | Dillman, Jeff | 19 | Jacobs, Damien | 46 | Opponent Information | 193 | Smith, Emmitt | 74, 82 |
| 2006 SEC Championship Game | 72 | Driskel, Jeff | 25 | James W. Kynes Award | 94 | Opponent Team Game Highs (2011) | 52 | Smith, Larry | 80 |
| 2007 BCS National Championship | 67 | Dunbar, Quinton | 25 | James, Brandon | 86 | Orr, Leon | 37 | Snell, Shannon | 85 |
| 2008 SEC Championship Game | 73 | Dunker, Jessamen | 46 | Jenkins, Jelani | 32 | Ortega, Ralph | 81 | South Carolina Recap (2011) | 63 |
| 2009 BCS National Championship | 66 | Dupree, Larry | 79 | John Mackey Award | 93 | Outland Trophy | 92 | South Carolina Series History | 120 |
| 300-yard Passing Games | 150 | Durkin, D.J. | 11 | Johnson, Alonzo | 82 | Overtime Games | 126 | Spikes, Brandon | 86 |
| Academic All-America | 91 | Early Enrollees | 170 | Johnson, Chris | 33 | Parrish, Ryan | 37 | Spurrier, Steve | 74, 80 |
| Academic All-America Hall of Fame | 91 | Easley, Dominique | 26 | Johnson, Kedric | 33 | Participation (2011) | 58 | Starters, Defense (2011) | 51 |
| Academic All-American of the Year | 91 | East-West Shrine Game | 89 | Jones, Matt | 47 | Passing Leaders (Yearly) | 141 | Starters, Offense (2011) | 50 |
| Ajagbe, Gideon | 20 | Elam, Matt | 26 | Jordan, Tommy | 34 | Passing Records | 149 | Story, Ja'Juan | 42 |
| Alabama Recap (2011) | 61 | ESPY | 93 | Joyner, Hunter | 34 | Patchan, Matt | 38 | Strength & Conditioning Staff | 19 |
| Alabama Series History | 118 | Evans, Josh | 27 | Kearse, Jevon | 84 | Patton, Solomon | 38 | Sturgis, Caleb | 43 |
| Alajajian, Nick | 20 | Fergie Ferguson Award | 94 | Kentucky Recap (2011) | 60 | Peacock, Ben | 38 | Sullivan Award | 92 |
| All-Americans | 76 | Ferguson, Forrest "Fergie" | 79, 94 | Kentucky Series History | 119 | Pearson, Mike | 85 | Super Bowl | 97 |
| Alli, Stephen | 20 | Ferris, Drew | 27 | Kicking Records | 155 | Pease, Brent | 14 | Tackle Leaders (Yearly) | 144 |
| All-Purpose Leaders (Yearly) | 142 | First-Round Draft Picks | 98 | Kickoff Return Leaders (Yearly) | 143 | Peek, Scott | 39 | Tannen, Steve | 80 |
| All-SEC | 87 | First-Team All-Americans | 79 | Kitchens, Darrin | 34 | Peterson, Mike | 84 | TaxSlayer.com Gator Bowl Recap (2011) | 65 |
| All-Star Games | 89 | Florida All-Star Gridiron Classic | 89 | Koehn, Brad | 34 | Phillips, Brad | 85 | Taylor, Fred | 42 |
| All-Time Coaching Records | 116 | Florida Atlantic Recap (2011) | 59 | Kynes, Bill | 91 | Phillips, Dante | 47 | Taylor, Kent | 48 |
| All-Time Comebacks | 168 | Florida Field Records | 121 | LaPradd, Charlie | 79 | Pittman, Latroy | 47 | Taylor, Michael | 44 |
| All-Time vs. Opponents | 117 | Florida Field Timeline | 122 | Last Time a Gator Was Drafted | 103 | Players Declaring Early for NFL Draft | 99 | Team Game Highs (2011) | 52 |
| Alphabetical Roster | 2 | Florida Game Superlatives | 161 | Lawless, Burton | 81 | Poole, Brian | 48 | Team Records | 166 |
| Alvarez, Carlos | 80, 91 | Florida GBG Stats (2011) | 56 | Ledbetter, Rhaheim | 47 | Pouncey, Maurkice | 86 | Team Statistics (2011) | 49 |
| Andrades, Raphael | 46 | Florida State Recap (2011) | 64 | Leonard, A.C. | 35 | Powell, Jeremi | 85 | Tebow, Tim | 85 |
| Anthony, Reidel | 84 | Florida State Series History | 118 | Letterwinners | 176 | Powell, Ronald | 39 | Tennessee Recap (2011) | 60 |
| Arkansas Series History | 118 | Florida's Athletic Success | 186 | Levis, Derek | 13 | Pro Bowl | 97 | Tennessee Series History | 120 |
| Armstrong, Trace | 82 | Florida's Record on Network TV | 110 | Little, David | 110 | Pronunciation Guide | 3 | Texas A&M Series History | 120 |
| Assistant Coaches, All-Time | 171 | Floyd, Sharif | 27 | Lombardi Award | 92 | Provanca, Christian | 39 | The Swamp Quick Facts | 121 |
| Attendance Records | 122 | Foley, Jeremy N. | 185 | Lott Trophy | 93 | Punt Return Leaders (Yearly) | 143 | Thompson, Colin | 48 |
| Auburn Recap (2011) | 62 | Football Support Staff | 19 | Lou Groza Award | 93 | Punting Leaders (Yearly) | 144 | Thorpe Award | 93 |
| Auburn Series History | 118 | Fowler, Dante, Jr. | 46 | LSU Recap (2011) | 61 | Punting Records | 157 | Thurman, Trip | 44 |
| Bailey, Willie | 46 | Freshman Starters | 170 | LSU Series History | 119 | Purifyfo, Loucheiz | 40 | Total Offense Leaders (Yearly) | 142 |
| Ball, Neiron | 20 | Fumble Return Touchdowns | 159 | Machen, Dr. J. Bernard | 184 | Quick Facts | 1 | Total Offense Records | 153 |
| Barrow, John | 79 | Furman Recap (2011) | 64 | Mann, Ja'Far | 47 | Quinn, Dan | 15 | Two-Sport Athletes | 189 |
| Battle of Florida | 89 | Gaffney, Jabar | 85 | Manning Award | 92 | Rain Games | 124 | UAA Board of Directors | 184 |
| Ben Hill Griffin Stadium | 122 | Gagner, Larry | 79 | Margin of Victory 40+ | 123 | Rankings | 127 | UAB Recap (2011) | 59 |
| Bennett, Bruce | 79 | Galloway, David | 81 | Marshall, Wilber | 74, 81 | Ratliff, Keiwan | 85 | UF Intercollegiate Athletics Committee | 184 |
| Biletnikoff Award | 92 | Game Recaps (2011) | 59 | Matthews, Lynn | 79 | Ray Graves Award | 94 | UF Media Information | 191 |
| Bostic, Jon | 21 | Game-Winning Field Goals | 155 | Maxwell Award | 92 | Ray Guy Award | 93 | UF Stat Champions | 165 |
| Bowl Game MVPs | 138 | Gator Boosters, Inc. Board of Directors | 185 | Maye, Marcus | 47 | Reaves, John | 80 | Uniform Selection | 125 |
| Bowl History | 128 | Gator Bowl Recap (2011) | 65 | McCalister, Alex | 47 | Receiving Leaders (Yearly) | 141 | Unitas Golden Arm Award | 92 |
| Bowl Records | 145 | Gator IMG Sports Network | 190 | McCray, Lerentee | 35 | Receiving Records | 151 | Van Sickle, Dale | 79 |
| Brissett, Jacoby | 22 | Gator Nation | 187 | McGriff, Ryan | 36 | Record Holders | 160 | Vanderbilt Recap (2011) | 63 |
| Bronko Nagurski Trophy | 92 | Gators in the NFL (2011) | 97 | McNeely, Michael | 36 | Reed, Jordan | 40 | Vanderbilt Series History | 120 |
| Brown, Alex | 84 | Georgia Recap (2011) | 62 | Miami Series History | 119 | Results (2011) | 49 | Velez, Francisco | 44 |
| Brown, Jeremy | 22 | Georgia Series History | 118 | Mississippi State Series History | 119 | Return Records | 156 | vs. Defending National Champions | 124 |
| Brown, Lomas | 81 | Gilliam, Cole | 28 | Missouri Series History | 120 | Return Touchdowns | 157 | Walk-Ons | 189 |
| Brown, Mack | 28 | Gillslee, Mike | 28 | Mombinweg, Skyler | 47 | Rhett, Errict | 83 | Watkins, Jaylen | 44 |
| Bullard, Jonathan | 46 | Gilmore, Michael | 91 | Morrison, Antonio | 47 | Rhodes Scholar | 91 | Weary, Fred | 84 |
| Burton, Clay | 22 | Gorman, Jabari | 29 | Murphy, Tyler | 36 | Richardson, Huey | 82 | Westbrook, Tevin | 15 |
| Burton, Trey | 23 | Green, Chaz | 29 | Muschamp, Will | 4 | Riggs, Cody | 41 | White, Brian | 47 |
| Butkus Award | 92 | Green, Jacques | 84 | National Championship Teams | 66 | Rimington Trophy | 92 | White, Will | 82 |
| Bye Week Records | 124 | Green, Sammy | 81 | National Defensive Player of the Year | 92 | Ring of Honor | 74 | William V. Campbell Trophy | 91 |
| Career Yardage Leaders | 154 | Grossman, Rex | 85 | National Freshman Player of the Year | 92 | Roberson, Marcus | 41 | Williams, Jarvis | 82 |
| Carr, Bill | 80 | Haden, Joe | 86 | National Honors | 91 | Robey, Sam | 41 | Williams, Quinteze | 48 |
| Carr, Chandler | 23 | Halapio, Jon | 29 | National Offensive Player of the Year | 92 | Robinson, Travis | 16 | Wilson, James | 93 |
| Carter, Kevin | 83 | Hammond, Frankie, Jr. | 30 | National Player of the Year | 92 | Rolle, Gary | 91 | Wooden Cup | 45 |
| Casey, Charley | 80 | Hardin, Austin | 46 | National Quarterback of the Year | 92 | Roster Breakdown | 3 | Wuerffel Trophy | 93 |
| CFA Scholar-Athlete | 91 | Harrison, Jonathan | 30 | National Record Holders | 160 | Rushing Leaders (Yearly) | 141 | Wuerffel, Danny | 74, 83, 91 |
| Chandler, Wes | 81 | Harvin, Percy | 85 | NCAA Post-Graduate Scholarship | 91 | Rushing Records | 146 | Year-by-Year Defensive Stats | 140 |
| Charlton, Clifford | 82 | Heckman, Vel | 79 | NCAA Today Top Eight | 91 | Sammy Baugh Trophy | 92 | Year-by-Year Offensive Stats | 139 |
| Christy, Kyle | 24 | Heisman Trophy | 75, 92 | Nelson, Reggie | 85 | Saunders, De'Ante | 42 | Year-by-Year Records | 115 |
| Chuck Bednarik Award | 93 | Henry, Chas | 86 | NFF Hall of Fame | 93 | Schedule | 1 | Year-by-Year Results | 107 |
| Clark, Tim | 24 | Hernandez, Aaron | 86 | NFF Scholar-Athlete Award | 91 | Schmitt, Jesse | 42 | Yearly Leaders | 141 |
| Coaching Records, All-Time | 116 | Hill, Aubrey | 12 | NFL Draft by Decade | 99 | Scoring Records | 156 | Young, Bryant | 18 |
| Coaching Staff | 3 | Hilliard, Ike | 84 | NFL Draft by Team | 99 | Season Bests | 167 | Youngblood, Jack | 74, 80 |
| Coaching Staffs, All-Time | 172 | Hines, Omarius | 30 | NFL Draft History, By Team | 104 | SEC Academic Honor Roll | 90 | Zimmerman, Jeff | 82 |
| College Football Hall of Fame | 93 | Holmes, Evan | 31 | NFL Draft Results, All-Time | 100 | SEC All-Freshman Team | 90 | | |
| College Gameday | 120 | Hula Bowl | 89 | NFL Draft, Players Declaring Early | 99 | SEC Championships | 69 | | |
| Collinsworth, Cris | 81 | Humphries, D.J. | 46 | NFL Gators | 95 | SEC Coach of the Year | 93 | | |
| Come From Behind Games | 168, 169 | Hunter, Omar | 31 | NFL Gators (2011) | 97 | SEC Defensive Player of the Year | 93 | | |
| Communications Staff | 1, 192 | Index | 196 | Nixon, Xavier | 36 | SEC Freshman of the Year | 93 | | |
| Community Involvement | 188 | Individual Game Highs (2011) | 52 | Non-Offensive Scores (Yearly) | 159 | SEC Media Information | 192 | | |
| Compliance Information | 190 | Individual GBG Passing (2011) | 53 | North-South Shrine Game | 89 | SEC Offensive Player of the Year | 93 | | |
| Cox, Bryan, Jr. | 46 | Individual GBG Receiving (2011) | 54 | Numerical Roster | 2 | SEC Player of the Year | 93 | | |
| Crofoot, John | 24 | Individual GBG Returns (2011) | 54 | Odom, Jason | 83 | SEC Players of the Week | 89 | | |

THE SWAMP®

If you want to experience the best place to watch a football game in the SEC, where the only endangered species is the visiting team, go visit the Swamp. You want loud? Florida Field is Jimi Hendrix playing "The Star-Spangled Banner" at Woodstock... You want hot? Whoever said football is no day at the beach has never been to Gainesville. It's spring break with shoulder pads... You want that sense of blood in the water? You want to know what it's like to swim with the sharks and run with the bulls? Pack the sunscreen and the shades and take a trip down to college football's version of Dante's Inferno. Because you know what they say.

IF YOU CAN'T STAND THE HEAT, STAY OUT OF 'THE SWAMP.'

KEVIN SCARBINSKY Birmingham News



2012 SCHEDULE

| | | |
|--------------|--|---|
| SEPTEMBER 1 | BOWLING GREEN | BEN HILL GRIFFIN STADIUM GAINESVILLE, FLA. |
| SEPTEMBER 8 | AT TEXAS A&M* | KYLE FIELD COLLEGE STATION, TEXAS |
| SEPTEMBER 15 | AT TENNESSEE* | NEYLAND STADIUM KNOXVILLE, TENN. |
| SEPTEMBER 22 | KENTUCKY* | BEN HILL GRIFFIN STADIUM GAINESVILLE, FLA. |
| SEPTEMBER 29 | BYE | |
| OCTOBER 6 | LSU* | BEN HILL GRIFFIN STADIUM GAINESVILLE, FLA. |
| OCTOBER 13 | AT VANDERBILT* | VANDERBILT STADIUM NASHVILLE, TENN. |
| OCTOBER 20 | SOUTH CAROLINA* | BEN HILL GRIFFIN STADIUM GAINESVILLE, FLA. |
| OCTOBER 27 | VS GEORGIA* | EVERBANK FIELD JACKSONVILLE, FLA. |
| NOVEMBER 3 | MISSOURI* | BEN HILL GRIFFIN STADIUM GAINESVILLE, FLA. |
| NOVEMBER 10 | LOUISIANA-LAFAYETTE (HOMECOMING) | BEN HILL GRIFFIN STADIUM GAINESVILLE, FLA. |
| NOVEMBER 17 | JACKSONVILLE STATE | BEN HILL GRIFFIN STADIUM GAINESVILLE, FLA. |
| NOVEMBER 24 | AT FLORIDA STATE | DOAK CAMPBELL STADIUM TALLAHASSEE, FLA. |
| DECEMBER 1 | SEC CHAMPIONSHIP | GEORGIA DOME ATLANTA, GA. |

HOME GAMES IN **BLUE**
*SEC GAME