


Alaska Taxable 2011



Municipal Taxation - Rates and Policies Full Value Determination Population and G.O. Bonded Debt

January 2012

Sean Parnell, Governor
State of Alaska



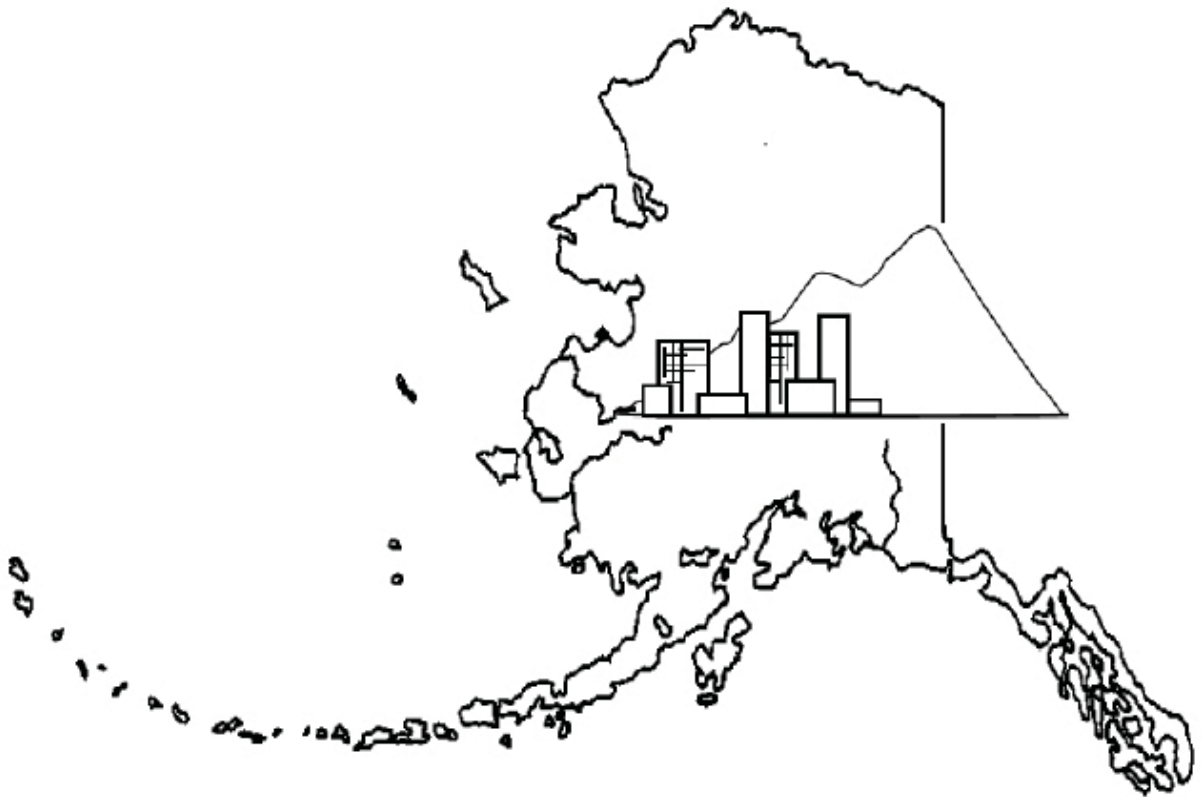
Volume LI

Susan Bell, Commissioner
Department of Commerce,
Community & Economic
Development

The Department of Commerce, Community, and Economic Development complies with Title II of the Americans with Disabilities Act of 1990. Upon request, this report will be made available in large print or other accessible formats. Requests for such should be directed to the Office of the State Assessor at (907) 269-4605, or the request may be mailed to:

Department of Commerce, Community, and Economic Development
Office of the State Assessor
550 W. 7th Avenue, Suite 1770
Anchorage, AK 99501-3510

Alaska Taxable 2011



Department of Commerce, Community & Economic Development
Susan Bell, Commissioner

Division of Community & Regional Affairs
Scott Ruby, Director

Office of the State Assessor
Steve Van Sant, State Assessor

(This page intentionally left blank)

Alaska Taxable 2011

Table of Contents

	Page
Foreword	1
Alaska Map	2
Alaska Municipal Government Entities	3
Cities within Boroughs	4
Part 1 Overview: Municipal Taxation in Alaska	5
Part 2 Municipal Class & Tax Types, Rates and Revenues	13
Table 1 Class, Populations and Tax Types	15
Table 2 General Sales and Special Taxes & Revenues	18
Table 3 Property Tax Revenues	21
Table 3A Local Per Capita Tax Revenue.....	22
Part 3 Property Taxation	25
Statewide Valuation	27
Table 4 Types of Optional Property Tax Exemptions Authorized	28
Table 5 Municipal Property Tax Rates & Tax Caps.....	29
Overview Assessment Statistics & Ratio Studies	37
Table 6 Summary of Assessed Values	41
Table 6A Real Property Breakdown by Use Category.....	44
Table 6B Summary of Optional Exemption Values	45
Table 7 Local Assessments vs. Full Value	46
Part A Real Property	46
Part B Personal Property	48
Part C Real and Personal Combined	50
Table 8 Full Value Determination and Per Capita Values.....	52
Table 9 Three Year Comparison Full Value Determination	55
Table 10 Real Property Values 20 Year History	57
Table 11 Full Value Determination 10 Year History	60
Table 12 Real Property Assessment Staff Statistics	61
Table 12A Personal Property Filing Due Date Deadline.....	61
Table 13 Contract Revaluation Costs	62
Part 4 Special Tax Programs	63
Table 14A Senior Citizen/Disabled Veteran Property Tax Exemption Program History	65
Table 14B Program Breakdown	66
Table 15A Senior Citizen/Disabled Veteran Property Tax Equivalency Program History (Renter Rebate)	67
Table 15B Program Breakdown	68
Table 16 Senior Citizen Special Assessment Deferral Program	69
Table 17A Farm Use Land Assessment Program 10 Year History.....	70
Table 17B Farm Use Land Program Breakdown.....	71
Part 5 General Obligation Indebtedness	73
Table 18 Population and G.O. Debt 10 Year History	75
Table 19 Population, Valuation and G.O. Debt Breakdown.....	76
Part 6 Property Tax Law	77
Alaska Statutes AS 29.45.010-250	79
Alaska Taxing Jurisdiction Directory	104



(This page intentionally left blank)

FOREWORD

The year 2012 marks the 51st edition of Alaska Taxable. This publication is the official annual report to the Alaska State Legislature on property assessments and assessment practices by municipalities. The data presented in this report reflects the values as of January 1, 2011.

Real property assessments have continued to slow over the years and 2011 showed another year of slow growth in values. Overall, statewide full values showed the lowest increase since the late 1980's to early 1990's. The Lake and Peninsula Borough showed the largest increase in value at an astounding 98%. However, this was due to the fact that the Borough had not been physically inspected in several years. Inaccurate or outdated data yields inaccurate values and the data has now been corrected.

The senior citizen/disabled veteran property tax exemption program has continued to increase and 2011 was no different. Total statewide exempt values increased a little over 6% from \$3.66 billion to \$3.88 billion and taxes on those amounts increased 7%, from \$49.7 million to \$53.3 million.

Property taxes still make up the bulk of local tax revenues at about 80% of the \$1.52 billion collected last year. This includes property taxes on oil and gas property which is assessed and taxed by the state and reimbursed to municipalities.

Steve Van Sant

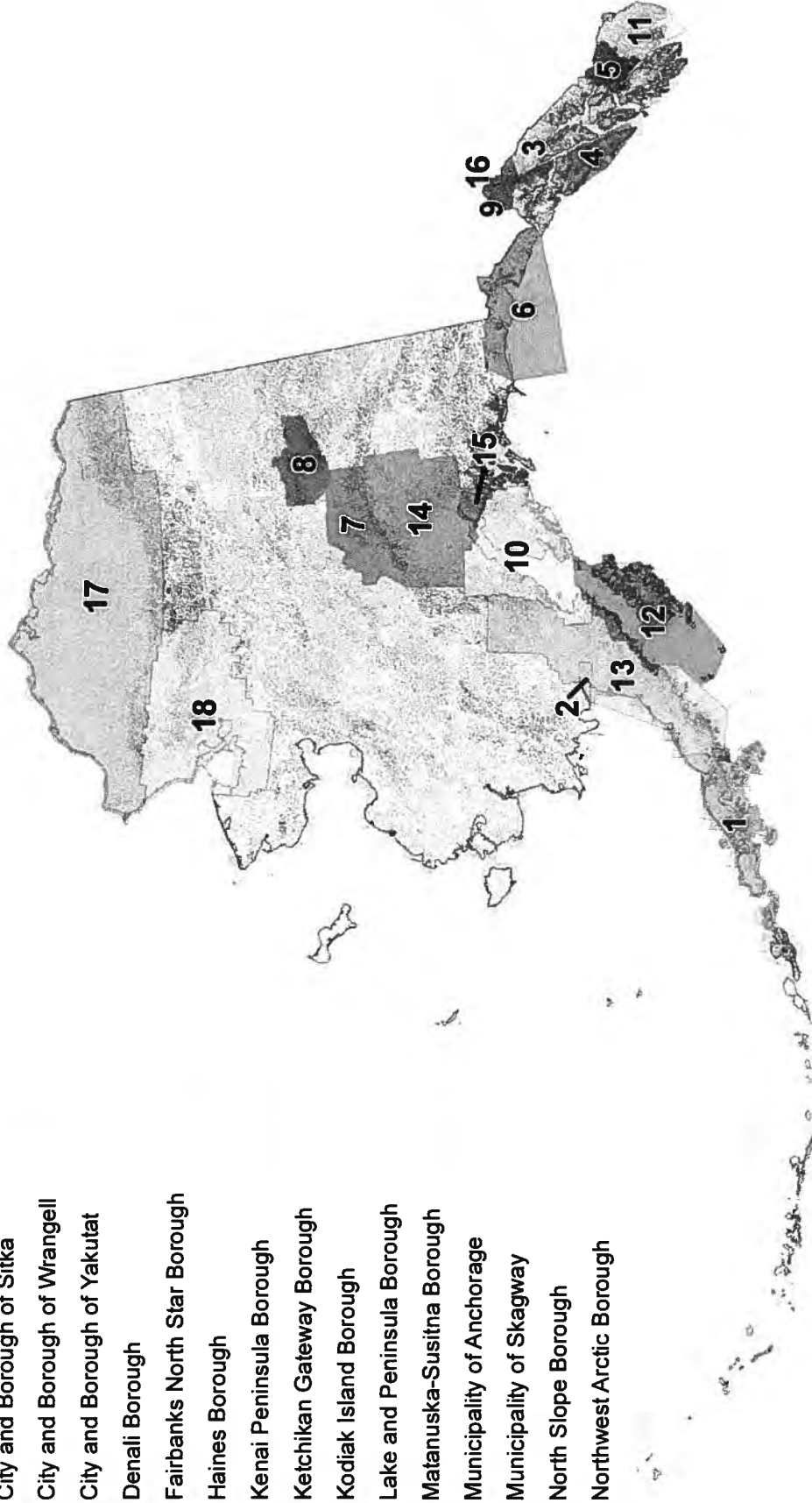
State Assessor

STATE OF ALASKA

Unified Home Rule Municipalities and Boroughs

Organized Boroughs

- 1 Aleutians East Borough
- 2 Bristol Bay Borough
- 3 City and Borough of Juneau
- 4 City and Borough of Sitka
- 5 City and Borough of Wrangell
- 6 City and Borough of Yakutat
- 7 Denali Borough
- 8 Fairbanks North Star Borough
- 9 Haines Borough
- 10 Kenai Peninsula Borough
- 11 Ketchikan Gateway Borough
- 12 Kodiak Island Borough
- 13 Lake and Peninsula Borough
- 14 Matanuska-Susitna Borough
- 15 Municipality of Anchorage
- 16 Municipality of Skagway
- 17 North Slope Borough
- 18 Northwest Arctic Borough



Alaska Municipal Government Entities

Organized Boroughs and Unified Home Rule Municipalities

<u>Type Of Entity</u>	<u>Number Located in State</u>
Unified Home Rule	4
Home Rule	6
First Class	1
Second Class	7
<hr/>	
Total Boroughs	18

Incorporated Cities

<u>Type of Entity</u>	<u>Within Boroughs</u>	<u>Within Unorganized Borough</u>	<u>Total*</u>
Home Rule	7	4	11
First Class	7	12	19
Second Class	<u>34</u>	<u>80</u>	<u>114</u>
<hr/>			
Total Cities	48	96	144

* Does not include Metlakatla, a reservation organized under federal law

INCORPORATED CITIES WITHIN ORGANIZED BOROUGHES

Aleutians East Borough Second Class

Akutan	Second Class
False Pass	Second Class
Cold Bay	Second Class
King Cove	First Class
Sand Point	First Class

Lake & Peninsula Borough Home Rule

Chignik	Second Class
Egegik	Second Class
Newhalen	Second Class
Nondalton	Second Class
Port Heiden	Second Class
Pilot Point	Second Class

Denali Borough Home Rule

Anderson	Second Class
----------	--------------

Matanuska-Susitna Borough Second Class

Houston	Second Class
Palmer	Home Rule
Wasilla	First Class

Fairbanks North Star Borough Second Class

Fairbanks	Home Rule
North Pole	Home Rule

North Slope Borough Home Rule

Anaktuvuk Pass	Second Class
Atkasuk	Second Class
Barrow	First Class
Kaktovik	Second Class
Nuiqsut	Second Class
Point Hope	Second Class
Wainwright	Second Class

Kenai Peninsula Borough Second Class

Homer	First Class
Kachemak	Second Class
Kenai	Home Rule
Seldovia	First Class
Seward	Home Rule
Soldotna	First Class

Northwest Arctic Borough Home Rule

Ambler	Second Class
Buckland	Second Class
Deering	Second Class
Kiana	Second Class
Kivalina	Second Class
Kobuk	Second Class
Kotzebue	Second Class
Noorvik	Second Class
Selawik	Second Class
Shungnak	Second Class

Ketchikan Gateway Borough Second Class

Ketchikan	Home Rule
Saxman	Second Class

Kodiak Island Borough Second Class

Akhiok	Second Class
Kodiak	Home Rule
Larsen Bay	Second Class
Old Harbor	Second Class
Ouzinkie	Second Class
Port Lions	Second Class

Remainder of Alaska Boroughs That Do Not Contain Incorporated Cities

Municipality of Anchorage	Unified Home Rule
Bristol Bay Borough	Second Class
Haines Borough	Home Rule
City & Borough of Juneau	Unified Home Rule
City & Borough of Sitka	Unified Home Rule
Municipality of Skagway	First Class
City & Borough of Wrangell	Unified Home Rule
City & Borough of Yakutat	Home Rule



Part 1



Overview:
Municipal Taxation
in Alaska

(This page intentionally left blank)

Part I - Municipal Taxation in Alaska

A. The Legal Framework

Articles IX and X of the Alaska Constitution and Title 29 of the Alaska Statutes establish the legal framework for municipal taxation in Alaska. A portion of the Alaska tax law (Title 29) is provided in Part 6, page 63 of this publication.

- The Alaska Constitution permits delegation of the State's taxation power to local governments, but limits delegation of that power to only cities and boroughs. (Article X, Section 2)
- The constitution limitation that "no tax shall be levied... except for a public purpose..." applies to both State and municipal taxation. (Article IX, Section 6)
- Home rule municipalities are granted broad governmental powers by the Alaska Constitution, but the constitution also provides that "...standards for appraisal of all property assessed by the State or its political subdivisions shall be prescribed by law..." (Article IX, Section 3)
- General law municipalities are granted the right by state statute to levy a tax or special assessment and impose a lien for its enforcement. (AS 29.35.010)
- Both home rule and general law municipalities are subject to limitations on their taxing powers found in Chapter 29.45 of the Alaska Statutes. Section 29.45.010 authorizes cities, boroughs and unified municipalities to levy a property tax. If a tax is levied on real or personal property, it must be assessed, levied and collected as provided in Chapter 29.45. This chapter also authorizes the implementation of sales and use taxes.
- Based on Article X, Section I of the Alaska Constitution which provides that "...a liberal construction shall be given to the powers of local government..." it is assumed, although not expressly stated in statute, that all real and personal property is taxable unless it is specifically exempted from property taxation. It is also assumed that a municipality may impose severance taxes, as has been done by the Denali and Kodiak Island Boroughs.

B. Classification of Municipalities

All political subdivisions within the State of Alaska are termed "municipalities." The taxation powers and limitations of each type of municipality depend upon its classification. There are five categories of municipalities:

1. Home Rule City
2. Home Rule Borough
3. General Law City
4. General Law Borough
5. Unified Municipality

General law cities are incorporated as either first class cities or second class cities. General law boroughs can be incorporated as first class or second class boroughs. There is only one class of home rule city, home rule borough, or unified municipality. The latter is also a home rule political entity. Areas that are not within the boundaries of an organized borough constitute a single unorganized borough commonly referred to as "The Unorganized Borough."

C. Taxation Limitations on the Various Classes of Municipalities

Home Rule Municipalities. Home rule cities and boroughs have all legislative powers not prohibited by law or charter. AS 29.10.200 lists all of the sections of Title 29 that act as limitations on home rule legislative powers. Among these limitations are:

- AS 29.35.170(b) (assessment and collection of taxes)
- AS 29.45.010-570 (property taxes)
- AS 29.45.650(c)-(f) (authority to levy sales and use tax); and,
- AS 29.45.700(d) (mandatory exemption from sales and use taxes).

General Law Boroughs. General law boroughs are required to assess and collect property, sales, and use taxes that are approved and levied within their boundaries, subject to the provisions of Chapter 29.45 of the Alaska Statutes.

All Boroughs. Taxes levied by a city within a borough must be collected by a borough and returned in full to the city levying the tax. This provision applies to home rule and general law municipalities.

All Municipalities. Specific limitations on the property taxation powers of all general law and home municipalities are found in Sections 29.45.080 and 29.45.090 of the Alaska Statutes. AS 29.45.080 limits the method by which a municipality may levy and collect taxes on oil and gas production and pipeline property. Under AS 29.45.090, no municipality may levy taxes exceeding 3% (30 mills) of the assessed value of property within the municipality during a year. Nor may a municipality, or a combination of municipalities occupying the same geographic, area levy taxes exceeding \$1,500 per resident of the geographic area in a year. The tax limitation found in AS 29.45.090 has been interpreted by the Alaska Supreme Court to apply only to property tax. (*Keane v. Local Boundary Commission, 893 P.2d 1239, Alaska 1995*). Finally, a municipality, or a combination of municipalities occupying the same geographic area, may not levy taxes upon value that, when combined with the value of property otherwise taxable by the municipality, exceeds the product of 225% of the average per capita assessed full and true value of property in the state, multiplied by the number of residents of the taxing municipality. Section 29.45.100 of the Alaska Statutes provides that limitations on the amount of property tax that may be collected apply only to taxes for operating expenses and not to taxes collected to pay for bonded indebtedness.

Second Class Cities. A second class city may, by referendum, levy property taxes as provided for first class cities. Specific limitations on the property taxation powers of second class cities are found in AS 29.45.590. A special limitation on taxation by second class cities is that the city cannot levy property taxes exceeding 2% (20 mills) of the assessed value of property within the municipality in any one year. This limitation was increased from .5% (5 mills) in 1994.

Compliance by municipalities with the taxation limitations in the state statutes is enforced through the State Assessor's Office under the powers granted by AS 29.45.103 and AS 29.45.105. Under these statutes, the Office of the State Assessor may investigate claims of errors in valuation, assessment of taxation procedures, inspect municipal records and order correction of any procedural errors discovered.

D. The Role of the Department of Commerce, Community, and Economic Development and the Office of the State Assessor

Section 14 of Article X of the Alaska Constitution provides that:

An agency shall be established by law in the executive branch of the state government to advise and assist local governments. It shall review their activities, collect and publish local government information, and perform other duties as prescribed by law.

This constitutionally mandated agency was initially created as the Local Affairs Agency in the Office of the Governor. In 1972, a separate department of state government, known as the Department of Community and Regional Affairs (DCRA), was created to carry out this constitutional mandate. One of the general powers and duties of DCRA under AS 44.47.050 is to "advise and assist municipalities on procedures of assessment, valuation and taxation, and notify municipalities of major errors in those procedures." The duties of DCRA with regard to assessment, valuation and taxation are performed by the Office of the State Assessor (OSA). Alaska Taxable is an annual publication of DCRA compiled by the Office of the State Assessor. In 1999, the legislature merged the Department of Community & Regional Affairs with the Department of Commerce and Economic Development. The "new" department is now the Department of Commerce, Community & Economic Development, or DCCED.

Another DCCED function performed by the Office of the State Assessor is the establishment of the full value of real and personal property in each city and borough school district in consultation with the assessor in each school district (AS 14.17.510).

E. Municipal Taxation of Property

With certain limitations, all cities, boroughs and unified municipalities in the State of Alaska may choose to levy a property tax. Property taxation is not mandatory nor even generally practiced in the State. Of the eighteen (18) organized boroughs and unified municipalities, only fourteen (14) levy a property tax; and, of the one hundred forty-four (144) home rule, first and second class cities, only eleven (11), which are located outside boroughs, and thirteen (13) located within organized boroughs, levy a property tax. The cities of Wasilla and Eagle both have enacted a property tax but neither of them has levied a property tax in several years. Wasilla enacted a sales tax and it produces enough revenue to allow for a zero property tax mill rate. The City of Eagle raises such a small amount of revenue with property tax that it has chosen to also have a zero mill rate.

If a municipality chooses to levy a property tax, it may only do so on property that is "taxable."

What Property is Taxable?

All real and personal property is taxable unless it is exempted from property taxation. Required exemptions from municipal property taxation are specified in AS 29.45.030. Examples of property exempted from property taxation are household furniture and personal effects of members of a household, natural resources in place, and property used exclusively for nonprofit religious, charitable, cemetery, hospital, or educational purposes. Property owned by Alaska Native Claims Settlement Act (ANCSA) Native corporations is also exempt from municipal property tax unless the property is leased or developed. In addition to these exemptions from property taxation, AS 43.56 provides for certain exemptions of oil and gas production and pipeline property, including oil and gas reserves in place.

While oil and gas property is exempt from local municipal assessment, the State levies a 20 mill tax against this property and reimburses each municipality which has oil and gas property located within its boundaries, an amount equal to taxes which it would have levied. All of the exemptions discussed in this paragraph are mandatory exemptions.

Section 29.45.050 of the Alaska Statutes provides for optional exemptions and exclusions from local property taxation which the taxing authority may choose to exempt or exclude typically by ordinance. Some optional exemptions and exclusions, however, do require approval of the voters. Two examples of optional exemptions are the exemption of any or all categories of personal property and the exemption of up to \$20,000 of value of a residence, which is sometimes referred to as a "homestead exemption."

All taxable real and personal property within a municipality is included in its Full Value Determination, which is a key element in the calculation of state aid to schools.

What is the "Full Value Determination (FVD)?"

In brief, the Full Value Determination (FVD) is the sum total of the full and true value established for every piece of taxable real and personal property within a municipality's boundary regardless of any optional exemption which may have been enacted by local ordinance. AS 29.45.110 specifies that the full and true value is the "estimated price that the property would bring in an open market and under the then prevailing market conditions in a sale between a willing seller and a willing buyer both conversant with the property and with the prevailing general price levels." This section also requires the assessor to assess property at its full and true value as of January 1 of the assessment year.

All assessors provide an annual report to the State Assessor which contains, among other items, a summary of all assessed values of all real and personal property within their jurisdictional boundaries, the results of all ratio studies and estimates of all exempt property. If a municipality does not provide an estimated value of exempt property, the State Assessor will estimate the value by using valuation models built for the various categories of property. Not all municipalities levy a property tax, therefore, not all municipalities have assessors. For those municipalities, the State Assessor must estimate the full and true value without the assistance of a local assessor.

The State Assessor then compiles the Full Value Determination for each municipality annually and notifies each of the FVD. The full and true value of all taxable property, whether the property is actually taxed or not, is included in the Full Value Determination for the municipality.

F. The Full Value Determination Affects the Educational Local Contribution

The Full Value Determination plays a significant role in State aid for education. Chapter 14.17 of the Alaska Statutes establishes the Public School Foundation Program. Under this program, a school district is determined to have a "basic need" dollar amount determined according to a formula contained in AS 14.17.410. The local government is required to make a "local contribution" toward this basic need. This local contribution is defined as at least the equivalent of a 4 mill tax levy on the full and true value of all taxable property within the district unless a 4 mill levy on the taxable value exceeds 45 % of the district's basic need. A municipality will not receive its school foundation aid payment unless it makes its local contribution. As can be seen, as the FVD increases, the local contribution for education increases up to the point where the 4 mill levy on the FVD exceeds the 45% of the districts basic need. Historically, only in the North Slope Borough and the City of Valdez has the 4 mill equivalency exceeded 45% of the basic need.

In FY 2000, the legislature amended the local contribution laws to require the FVD to reflect only 50% of the increase in value from the current value and the base year value of 1999. Consequently, if a municipality's FVD for the current year is \$1,000,000 more than the 1999 base year value, only \$500,000 would be added to the base year value when calculating the current year local 4 mill funding amount.

G. Municipal Sales, Use and Excise, Severance Taxation

Sales and Use Taxes

Alaska Statutes 29.45.650-710 authorizes the levy of sales and use taxes at the municipal level. The statutes give broad authority to municipalities to levy taxes on sales, rents and services provided within the municipality. In 2005, the sales tax laws changed to allow a borough to exempt any source from the borough sales tax if it is taxed by a city within the borough. This allows a borough to assure that an item in the city costs the consumer no more than it would cost in the borough. This tends to "level" the playing field when purchasing certain items in both the city and the borough.

There are only a couple of limitations placed upon municipalities in regards to levying a sales tax. Orbital space facilities are exempt from the levy of sales tax and alcohol may not be taxed unless other items are similarly taxed. Also, a municipality may not levy a sales tax on a construction contract awarded to a contractor or subcontractor

that has been awarded by a state agency or on a subcontract awarded in connection with a project funded under the construction contract. Other exemptions may be granted on by a local ordinance.

A general law municipality which levies a sales tax may also levy a use tax on the storage, use or consumption of tangible personal property, however, the use tax rate must be equal to the rate of the sales tax and may only be levied on buyers. These limitations do not apply to home rule municipalities.

There are no limits, by statute, on the rate of levy for sales or use taxes for either type of municipality, however, if interest is charged on sales taxes if not paid, the interest may not exceed 15%.

Excise Taxes

Under the liberal construction of local government powers required by Section 1 of Article X of the Alaska Constitution, municipal governments have broad taxing powers which are not specifically enumerated in State law. An Alaska Attorney General's opinion issued on April 29, 1986, concluded that a first class borough would have the legal authority to levy severance taxes within its municipal boundaries. At the present time, two boroughs, the Denali Borough and the Kodiak Island Borough, levy severance taxes against the activity of harvesting or extracting natural resources within their jurisdictions. And the Lake and Peninsula Borough has in its code, a section that authorizes a severance tax on resources. Severance taxes are a type of excise tax. An excise tax is a tax on the performance of an act, in this case, the severing of natural resources from the place in which they are located. Although there has not been an Attorney General's opinion specifically on the subject of municipal excise taxation, under the same reasoning relied upon in the 1986 opinion, it appears logical to assume that other types of excise taxes other than severance taxes could be levied.

There have been few municipalities which have enacted a form of excise tax. Some have enacted a tax on the enjoyment of certain privileges and occupations, which appears to fall in line with the broad taxing powers.

(This page intentionally left blank)



Part 2



Municipal Tax Types, Rates, and Revenues

(This page intentionally left blank)

TABLE 1

2011 Municipalities: Class, Populations and Tax Types

Municipality	Type of Municipality	Population	Property Tax	Sales Tax	Special Tax
Adak	Second Class City	326	No	4%	2% Fuel Transfer
Akhiok	Second Class City	71	No*	No	1.05% Severance Tax
Akiak	Second Class City	346	No	No	No
Akutan	Second Class City	1,027	No	No	1% Raw Fish
Alakanuk	Second Class City	677	No	4%	No
Aleknagik	Second Class City	219	No	5%	5% Bed Tax
Aleutians East Borough	Second Class Borough	3,141	No	No	2% Raw Fish Tax
Allakaket	Second Class City	105	No	No	No
Ambler	Second Class City	258	No	3%	No
Anaktuvuk Pass	Second Class City	324	No*	No	No
Municipality of Anchorage	Unified Home Rule	291,826	Yes	No	12% Bed Tx / 8%Car Rental / 72.8 mill Tobacco
Anderson	Second Class City	246	No	No	6% Utility Tax
Angoon	Second Class City	459	No	3%	No
Aniak	Second Class City	501	No	2%	No
Anvik	Second Class City	85	No	No	No
Atka	Second Class City	61	No	No	10% Bed Tax / 2% Raw Fish Tax
Atkasuk	Second Class City	233	No*	No	No
Barrow	First Class City	4,212	No*	No	5% Room / \$1 Tobacco / 3% Alcohol
Bethel	Second Class City	6,080	No	6%	12% Bed Tax / 6% Gaming
Bettles	Second Class City	12	No	No	2% Fuel Transfer
Brevig Mission	Second Class City	388	No	3%	No
Bristol Bay Borough	Second Class Borough	997	Yes	No	10% Bed Tax / 4% Fish Tax
Buckland	Second Class City	416	No	6%	No
Chefornak	Second Class City	418	No	2%	No
Chevak	Second Class City	938	No	3%	No
Chignik	Second Class City	91	No	No	Proc Tax 1% / Landing Tax 1% (salmon) 2% (other)
Chuathbaluk	Second Class City	118	No	No	No
Clark's Point	Second Class City	62	No	5%	No
Coffman Cove	Second Class City	176	No	No	No
Cold Bay	Second Class City	108	No	No	10% Bed Tax / \$.04/gal. Fuel Tax
Cordova	Home Rule City	2,239	Yes	6%	6% Bed Tax / 6% Car Rental
Craig	First Class City	1,201	Yes	5%	6% Alcohol Tax
Deering	Second Class City	122	No	3%	No
Delta Junction	Second Class City	958	No	No	No
Denali Borough	Home Rule Borough	1,826	No	No	SevTax \$0.05 CY Gravel -\$0.05 Ton-coal/ Bed Tax 7%
Dillingham	First Class City	2,329	Yes	6%	10% Bed Tax / 10% Alcohol / 6% Gaming
Diomedede	Second Class City	115	No	4%	No
Eagle	Second Class City	86	Yes	No	No
Eek	Second Class City	296	No	2%	No
Egegik	Second Class City	109	No	No	3% Raw Fish Tax
Ekwok	Second Class City	115	No	No	No
Elim	Second Class City	330	No	3%	No
Emmonak	Second Class City	762	No	3%	No
Fairbanks	Home Rule City	31,535	Yes	No	8% Bed Tax / 5% Alcohol / 8% Tobacco Tax
Fairbanks North Star Borough	Second Class Borough	97,581	Yes	No	8% Bed Tax / 5% Alcohol / 8% Tobacco Tax
False Pass	Second Class City	35	No	3%	6% Bed Tax / Fish Tax 2%
Fort Yukon	Second Class City	583	No	3%	No
Galena	First Class City	470	No	3%	No
Gambell	Second Class City	681	No	3%	No
Golovin	Second Class City	156	No	No	No
Goodnews Bay	Second Class City	243	No	3%	No
Grayling	Second Class City	194	No	No	No
Gustavus	Second Class City	442	No	3%	4.0% Bed Tax / \$10/Per Fishbox
Haines Borough**	Home Rule Borough	2,508	Yes	5.5%	4% Bed Tax
Holy Cross	Second Class City	178	No	No	No
Homer	First Class City	5,003	Yes	4.50%	No

Note: Municipal populations are from the U.S. Census Bureau - 2010 Census

*Indicates that City does not levy property tax, but Borough in which City is located does

** The City of Haines and the Haines Borough consolidated in 2002, into a single Home Rule Government

TABLE 1

2011 Municipalities: Class, Populations and Tax Types - Continued

Municipality	Type of Municipality	Population	Property Tax	Sales Tax	Special Tax
Hoonah	First Class City	760	No	6%	No
Hooper Bay	Second Class City	1,093	No	4%	No
Houston	Second Class City	1,912	Yes	2%	No
Hughes	Second Class City	77	No	No	No
Huslia	Second Class City	275	No	No	No
Hydaburg	First Class City	376	No	4%	No
Juneau, City & Borough of	Unified Home Rule	31,275	Yes	5%	3% Alcohol / 7% Bed Tax / \$1/Pack Tobacco
Kachemak	Second Class City	472	Yes	No	No
Kake	First Class City	557	No	5%	No
Kaktovik	Second Class City	239	No*	No	No
Kaltag	Second Class City	190	No	No	No
Kasaan	Second Class City	49	No	No	No
Kenai	Home Rule City	7,100	Yes	3%	No
Kenai Peninsula Borough	Second Class Borough	55,400	Yes	3%	No
Ketchikan	Home Rule City	8,050	Yes	3.5%	7% Bed Tax
Ketchikan Gateway Borough	Second Class Borough	13,477	Yes	2.5%	4% Bed Tax
Kiana	Second Class City	361	No	No	No
King Cove	First Class City	938	No	4%	2% Fish Tax / \$100K Fish Impact Tax
Kivalina	Second Class City	374	No	2%	No
Klawock	First Class City	755	No	5.50%	6% Bed Tax
Kobuk	Second Class City	151	No	No	No
Kodiak	Home Rule City	6,130	Yes	6%	5% Bed Tax
Kodiak Island Borough	Second Class Borough	13,592	Yes	No	1.05% Severance / 5% Bed Tax
Kotlik	Second Class City	577	No	3%	No
Kotzebue	Second Class City	3,201	No	6%	6% Alcohol Tax / 6% Bed Tax
Koyuk	Second Class City	332	No	2%	No
Koyukuk	Second Class City	96	No	No	No
Kupreanof	Second Class City	27	No	No	No
Kwethluk	Second Class City	721	No	5%	No
Lake & Peninsula Borough	Home Rule Borough	1,631	No	2%	2% Raw Fish, 6% Bed Tax, \$3 Day Guide Tx
Larsen Bay	Second Class City	87	No*	3%	\$5/Per Person Day Bed Tax
Lower Kalskag	Second Class City	282	No	No	No
Manokotak	Second Class City	442	No	2%	No
Marshall	Second Class City	414	No	4%	No
Matanuska-Susitna Borough	Second Class Borough	88,995	Yes	No	5% Bed Tax / Cigarette 5.9% & Tobacco 4.5%
McGrath	Second Class City	346	No	No	10% Bed Tax
Mekoryuk	Second Class City	191	No	4%	4% Raw Fish
Metlakatla	Federal Law	1,405	No	No	No
Mountain Village	Second Class City	813	No	3%	No
Napakiak	Second Class City	354	No	4%	No
Napaskiak	Second Class City	405	No	No	No
Nenana	Home Rule City	378	Yes	4%	No
New Stuyahok	Second Class City	510	No	No	No
Newhalen	Second Class City	190	No	2%	No
Nightmute	Second Class City	280	No	2%	No
Nikolai	Second Class City	94	No	No	No
Nome	First Class City	3,598	Yes	5%	6% Bed Tax
Nondalton	Second Class City	164	No	3%	No
Noorvik	Second Class City	668	No	4%	4% Landfill / 4% Utility
North Pole	Home Rule City	2,117	Yes	4%	8% Bed Tax / 5% Alcohol Tax
North Slope Borough	Home Rule Borough	9,430	Yes	No	No
Northwest Arctic Borough	Home Rule Borough	7,523	No	No	No
Nuiqsut	Second Class City	402	No*	No	7% Bed Tax

Note: Municipal populations are from the U.S. Census Bureau - 2010 Census

* Indicates that City does not levy property tax, but Borough in which City is located does

TABLE 1

2011 Municipalities: Class, Populations and Tax Types - Continued

Municipality	Type of Municipality	Population	Property Tax	Sales Tax	Special Tax
Nulato	Second Class City	264	No	No	No
Nunam Iqua (Sheldon Point)	Second Class City	187	No	4%	No
Nunapitchuk	Second Class City	496	No	3%	No
Old Harbor	Second Class City	218	No*	3%	1.05% Sev Tax
Ouzinkie	Second Class City	161	No*	3%	No
Palmer	Home Rule City	5,937	Yes	3%	No
Pelican	First Class City	88	Yes	4%	10% Bed Tax
Petersburg	Home Rule City	2,948	Yes	6%	4% Bed Tax
Pilot Point	Second Class City	68	No	3%	3% Raw Fish Tax
Pilot Station	Second Class City	568	No	4%	No
Platinum	Second Class City	61	No	No	No
Point Hope	Second Class City	674	No*	3%	No
Port Alexander	Second Class City	52	No	4%	6% Bed Tax
Port Heiden	Second Class City	102	No	No	\$3/Day Per Person Guide Tax
Port Lions	Second Class City	194	No*	No	5% Bed Tax
Quinhagak	Second Class City	669	No	3%	No
Ruby	Second Class City	166	No	No	No
Russian Mission	Second Class City	312	No	No	No
St. George	Second Class City	102	No	No	No
St. Mary's	First Class City	507	No	3%	3% Alcohol Use Tax
St. Michael	Second Class City	401	No	4%	No
Saint Paul	Second Class City	479	No	3%	3% Raw Fish Tax
Sand Point	First Class City	976	No	3%	7% Bed, 2% Raw Fish
Savoonga	Second Class City	671	No	3%	No
Saxman	Second Class City	411	No*	3.5%	No
Scammon Bay	Second Class City	474	No	2%	No
Selawik	Second Class City	829	No	5%	\$0.02 / gal fuel tax
Seldovia	First Class City	255	Yes	2%/4.5%	No
Seward	Home Rule City	2,693	Yes	4%	4% Bed Tax
Shageluk	Second Class City	83	No	No	No
Shaktolik	Second Class City	251	No	4%	No
Shishmaref	Second Class City	563	No	2%	No
Shungnak	Second Class City	262	No	2%	No
Sitka, City & Borough of	Unified Home Rule	8,881	Yes	5% / 6%	6% Bed Tax / 50 mills Tobacco
Municipality of Skagway	First Class Borough	968	Yes	3% / 5%	8% Bed Tax
Soldotna	First Class City	4,163	Yes	3%	No
Stebbins	Second Class City	556	No	3%	No
Tanana	First Class City	246	No	2%	No
Teller	Second Class City	229	No	3%	No
Tenakee Springs	Second Class City	131	No	2%	6% Bed Tax
Thorne Bay	Second Class City	471	No	6%	4% Bed Tax
Togiak	Second Class City	817	No	2%	2% Raw Fish
Toksook Bay	Second Class City	590	No	2%	No
Unalakleet	Second Class City	688	No	5%	5% Alcohol Tax / 5% Bed Tax
Unalaska	First Class City	4,376	Yes	3%	2% Raw Fish / 5% Bed
Upper Kalskag	Second Class City	210	No	No	No
Valdez	Home Rule City	3,976	Yes	No	6% Bed Tax
Wainwright	Second Class City	556	No*	No	No
Wales	Second Class City	145	No	3%	No
Wasilla	First Class City	7,831	No	2%	No
White Mountain	Second Class City	190	No	1%	No
Whittier	Second Class City	220	Yes	5%	\$2.50 Passenger Transfer Tax
Wrangell, City & Borough of	Home Rule Borough	2,369	Yes	7%	6% Bed Tax
Yakutat, City & Borough of	Home Rule Borough	662	Yes	4%	1% Fish Tax / 8% Bed & Car Rent / 4% Sev Tax

Note: Municipal populations are from the U.S. Census Bureau - 2010 Census

*Indicates that City does not levy property tax, but Borough in which City is located does

36 Municipalities (cities & boroughs) levy a property tax

14 Boroughs & 12 cities within boroughs, levy a property tax

10 Cities in the Unorganized Borough levy a property tax

(The City of Eagle has a prop. tax but does not actually levy the tax and is not counted here)

14 Municipalities levy a general sales tax but did not report

103 Municipalities levy a general sales tax

TABLE 2

2011 Municipal Sales Tax, Special Tax and Revenues

Municipality	Sales Tax	Revenues	Special Tax	Revenues
Adak	4%	\$432,462	2% Fuel Transfer	\$27,651
Akhiok	No		1.05% Severance Tax	NR
Akiak	No		No	
Akutan	No		1% Raw Fish	\$478,460
Alakanuk	4%	\$112,981	No	
Aleknagik	5%	\$90,993	5% Bed Tax	\$970
Aleutians East Borough	No		2% Raw Fish Tax	\$4,584,570
Allakaket	No		No	
Ambler	3%	\$17,345	No	
Anaktuvuk Pass	No		No	
Municipality of Anchorage	No		12% Bed Tx / 8% Car Rental / 72.8 mill Tobacco	\$19,530,750 / \$4,692,648 / \$17,321,934
Anderson	No		6% Utility Tax	\$20,733
Angoon	3%	\$23,358	No	
Aniak	2%	NR	No	
Anvik	No		No	
Atka	No		10% Bed Tax / 2% Raw Fish Tax	\$564 / \$41,640
Atkasuk	No		No	
Barrow	No		5% Room / \$1 Tobacco / 3% Alcohol	\$76,295 / \$130,802 / \$193,337
Bethel	6%	\$7,419,841	12% Bed Tax / 6% Gaming	\$106,841 / \$633,962
Bettles	No		2% Fuel Transfer	\$4,709
Brevig Mission	3%	\$31,571	No	
Bristol Bay Borough	No		10% Bed Tax / 4% Fish Tax	\$57,000 / \$2,423,754
Buckland	6%	NR	No	
Chefornak	2%	\$48,521	No	
Chevak	3%	NR	No	
Chignik	No		Proc Tax 1% / Landing Tax 1% (salmon) 2% (other)	\$87,094 / \$82,739
Chuathbaluk	No		No	
Clarks Point	5%	NR	No	
Coffman Cove	No		No	
Cold Bay	No		10% Bed Tax / \$.04/gal. Fuel Tax	\$22,895 / \$34,958
Cordova	6%	\$3,003,360	6% Bed Tax / 6% Car Rental	\$97,174 / \$12,380
Craig	5%	\$1,478,957	6% Alcohol Tax	\$118,487
Deering	3%	\$16,144	No	
Delta Junction	No		No	
Denali Borough	No		SevTax \$0.05 CY Gravel -\$.05 Ton-coal/ Bed Tax 7%	\$107,367 / \$2,370,690
Dillingham	6%	\$2,299,142	10% Bed Tax / 10% Alcohol / 6% Gaming	\$84,766 / \$225,150 / \$33,548
Diomede	4%	NR	No	
Eagle	No		No	
Eek	2%	\$35,000	No	
Egegik	No		3% Raw Fish Tax	\$1,045,611
Ekwok	No		No	
Elim	3%	\$67,115	No	
Emmonak	3%	\$208,432	No	
Fairbanks	No		8% Bed Tax/ 5% Alcohol / 8% Tobacco Tax	\$2,522,881 / \$1,945,437 / \$917,769
Fairbanks North Star Borough	No		8% Bed Tax/ 5% Alcohol / 8% Tobacco Tax	\$1,695,265 / \$1,001,201 / \$1,799,328
False Pass	3%	\$46,434	6% Bed Tax / Fish Tax 2%	\$785 / \$26,758
Fort Yukon	3%	\$164,048	No	
Galena	3%	\$175,477	No	
Gambell	3%	\$81,093	No	
Golovin	No		No	
Goodnews Bay	3%	\$21,000	No	
Grayling	No		No	
Gustavus	3%	\$167,883	4.0% Bed Tax / \$10/Per Fishbox	\$50,068 / \$19,930
Haines Borough	5.5%	\$2,688,833	4% Bed Tax	\$71,928
Holy Cross	No		No	
Homer	4.50%	\$6,609,640	No	

TABLE 2 - Continued

2011 Municipal Sales Tax, Special Tax and Revenues

Municipality	Sales Tax	Revenues	Special Tax	Revenues
Hoonah	6%	\$998,211	No	
Hooper Bay	4%	\$240,406	No	
Houston	2%	\$221,107	No	
Hughes	No		No	
Huslia	No		No	
Hydaburg	4%	\$36,627	No	
Juneau, City & Borough of	5%	\$38,430,151	3% Alcohol / 7% Bed Tax / \$1/Pack Tobacco	\$830,000 / \$930,000 / \$1,470,000
Kachemak	No		No	
Take	5%	\$182,287	No	
Kaktovik	No		No	
Kaltag	No		No	
Kasaan	No		No	
Kenai	3%	\$6,067,173	No	
Kenai Peninsula Borough	3%	\$27,798,977	No	
Ketchikan	3.5%	\$9,304,491	7% Bed Tax	\$385,286
Ketchikan Gateway Borough	2.5%	\$5,812,131	4% Bed Tax	\$38,004
Kiana	No		No	
King Cove	4%	\$1,756,359	2% Fish Tax / \$100K Fish Impact Tax	\$100,000
Kivalina	2%	NR	No	
Klawock	5.5%	\$611,450	6% Bed Tax	\$11,817
Kobuk	No		No	
Kodiak	6%	\$9,404,691	5% Bed Tax	\$154,145
Kodiak Island Borough	No		1.05% Severance / 5% Bed Tax	\$1,649,275 / \$75,001
Kotlik	3%	\$78,758	No	
Kotzebue	6%	\$3,479,772	6% Alcohol Tax / 6% Bed Tax	\$157,058 / \$53,023
Koyuk	2%	\$29,805	No	
Koyukuk	No		No	
Kupreanof	No		No	
Kwethluk	5%	NR	No	
Lake & Peninsula Borough	2%	\$0	2% Raw Fish, 6% Bed Tax, \$3 Day Guide Tx	\$2,138,998 / \$166,144 / \$19,116
Larsen Bay	3%	\$10,663	\$5/Per Person Day Bed Tax	\$8,466
Lower Kalskag	No		No	
Manokotak	2%	\$18,500	No	
Marshall	4%	\$99,747	No	
Matanuska-Susitna Borough	No		5% Bed Tax / Cigarette 5.9% & Tobacco 4.	\$952,468 / \$4,917,958
McGrath	No		10% Bed Tax	\$15,684
Mekoryuk	4%	\$42,470	4% Raw Fish	\$4,527
Metlakatla	No		No	
Mountain Village	3%	\$168,241	No	
Napakiak	4%	\$49,597	No	
Napaskiak	No		No	
Nenana	4%	\$122,478	No	
New Stuyahok	No		No	
Newhalen	2%	\$0	No	
Nightmute	2%	NR	No	
Nikolai	No		No	
Nome	5%	\$4,650,853	6% Bed Tax	\$141,477
Nondalton	3%	\$80	No	
Noorvik	4%	NR	4% Landfill / 4% Utility	NR
North Pole	4%	\$2,709,510	8% Bed Tax / 5% Alcohol Tax	\$83,938 / \$200,588
North Slope Borough	No		No	
Northwest Arctic Borough	No		No	
Nuiqsut	No		7% Bed Tax	NR

TABLE 2- Continued

2011 Municipal Sales Tax, Special Tax and Revenues

Municipality	Sales Tax	Revenues	Special Tax	Revenues
Nulato	No		No	
Nunam Iqua (Sheldon Point)	4%	\$4,145	No	
Nunapitchuk	3%	\$53,661	No	
Old Harbor	3%	\$18,026	1.05% Sev Tax	NR
Ouzinkie	3%	\$13,760	No	
Palmer	3%	\$5,207,143	No	
Pelican	4%	\$28,071	10% Bed Tax	\$1,762
Petersburg	6%	\$2,646,277	4% Bed Tax	\$39,265
Pilot Point	3%	NR	3% Raw Fish Tax	\$751,492
Pilot Station	4%	\$85,838	No	
Platinum	No		No	
Point Hope	3%	\$104,587	No	
Port Alexander	4%	\$16,797	6% Bed Tax	\$1,341
Port Heiden	No		\$3/Day Per Person Guide Tax	NR
Port Lions	No		5% Bed Tax	\$6,956
Quinhagak	3%	\$124,476	No	
Ruby	No		No	
Russian Mission	No		No	
St. George	No		No	
St. Mary's	3%	\$151,984	3% Alcohol Use Tax	\$1,306
St. Michael	4%	\$89,602	No	
Saint Paul	3%	\$369,567	3% Raw Fish Tax	\$1,146,552
Sand Point	3%	\$754,266	7% Bed, 2% Raw Fish	\$904,530 / \$834,681
Savoonga	3%	NR	No	
Saxman	3.5%	\$88,565	No	
Scammon Bay	2%	NR	No	
Selawik	5%	\$242,546	\$0.02 / gal fuel tax	\$9,581
Seldovia	2%/4.5%	\$138,867	No	
Seward	4%	\$3,743,754	4% Bed Tax	\$328,396
Shageluk	No		No	
Shakttoolik	4%	\$53,500	No	
Shishmaref	2%	\$54,148	No	
Shungnak	2%	NR	No	
Sitka, City & Borough of	5% / 6%	\$8,507,168	6% Bed Tax / 50 mills Tobacco	\$314,662 / \$442,982
Municipality of Skagway	3% / 5%	\$4,088,803	8% Bed Tax	\$97,295
Soldotna	3%	\$7,033,514	No	
Stebbins	3%	\$48,212	No	
Tanana	2%	\$30,975	No	
Teller	3%	\$34,507	No	
Tenakee Springs	2%	\$11,149	6% Bed Tax	\$348
Thorne Bay	6%	\$354,267	4% Bed Tax	\$14,750
Togiak	2%	NR	2% Raw Fish	NR
Toksook Bay	2%	\$40,928	No	
Unalakleet	5%	\$368,300	5% Alcohol Tax / 5% Bed Tax	\$5,500 / \$ 6,100
Unalaska	3%	\$10,702,917	2% Raw Fish / 5% Bed	\$5,381,778 / \$156,778
Upper Kalskag	No		No	
Valdez	No		6% Bed Tax	\$437,354
Wainwright	No		No	
Wales	3%	NR	No	
Wasilla	2.0%	\$11,853,123	No	
White Mountain	1%	\$14,028	No	
Whittier	5%	\$576,502	\$2.50 Passenger Transfer Tax	\$193,222
Wrangell, City & Borough of	7%	\$2,290,855	6% Bed Tax	\$32,408
Yakutat, City & Borough of	4%	\$668,760	1% Fish Tax / 8% Bed & Car Rent / 4% Sev Tax	\$35,665 / \$129,195 / \$0
TOTAL SALES TAX REPORTED		\$198,177,752	TOTAL SPECIAL TAXES REPORTED	\$90,477,701

TABLE 3
2011 Local Property Tax and Oil & Gas Property Tax Revenues

Municipality	Property Tax Revenues ***	Oil & Gas Property Tax Revenues	Total Property Tax Revenues	Chg. From Previous Year	Population	Municipal Per Capita Revenue	**Per Capita Revenue City & Boro
Municipality of Anchorage	\$483,154,403	\$3,362,747	\$486,517,150	3.82%	291,826	\$1,667	
Bristol Bay Borough	\$2,898,535	\$0	\$2,898,535	2.02%	997	\$2,907	
Cordova	\$2,033,498	\$120,838	\$2,154,336	1.68%	2,239	\$962	
Craig	\$526,707	\$0	\$526,707	8.63%	1,201	\$439	
Dillingham	\$1,898,135	\$0	\$1,898,135	-2.14%	2,329	\$815	
Fairbanks, City ⁽¹⁾	\$14,046,430	\$126,949	\$14,173,379	9.06%	31,535	\$449	\$1,513
Fairbanks North Star Borough	\$93,119,844	\$10,701,799	\$103,821,643	7.31%	97,581	\$1,064	
Haines Borough	\$2,547,271	\$0	\$2,547,271	9.05%	2,508	\$1,016	
Homer ⁽¹⁾	\$2,905,502	\$0	\$2,905,502	0.31%	5,003	\$581	\$1,550
Houston ⁽¹⁾	\$368,756	\$0	\$368,756	10.34%	1,912	\$193	\$1,401
City & Borough of Juneau	\$40,340,021	\$0	\$40,340,021	-1.58%	31,275	\$1,290	
Kachemak City ⁽¹⁾	\$65,934	\$0	\$65,934	1.36%	472	\$140	\$1,109
Kenai, City ⁽¹⁾	\$2,423,587	\$86,508	\$2,510,095	5.36%	7,100	\$354	\$1,322
Kenai Peninsula Borough	\$46,604,500	\$7,068,877	\$53,673,377	-1.44%	55,400	\$969	
Ketchikan, City ⁽¹⁾	\$4,579,151	\$0	\$4,579,151	0.29%	8,050	\$569	\$1,278
Ketchikan Gateway Borough	\$9,562,707	\$0	\$9,562,707	1.55%	13,477	\$710	
Kodiak, City ⁽¹⁾	\$665,999	\$0	\$665,999	2.19%	6,130	\$109	\$959
Kodiak Island Borough	\$11,555,502	\$0	\$11,555,502	8.69%	13,592	\$850	
Matanuska-Susitna Borough	\$107,439,643	\$73,556	\$107,513,199	2.71%	88,995	\$1,208	
Nenana	\$242,742	\$0	\$242,742	11.31%	378	\$642	
Nome	\$1,721,699	\$0	\$1,721,699	9.15%	3,598	\$479	
North Pole ⁽¹⁾	\$913,593	\$0	\$913,593	-2.77%	2,117	\$432	\$1,496
North Slope Borough	\$2,416,848	\$306,947,714	\$309,364,562	12.23%	9,430	\$32,806	
Palmer ⁽¹⁾	\$1,174,250	\$0	\$1,174,250	-5.02%	5,937	\$198	\$1,406
Pelican	\$76,979	\$0	\$76,979	46.58%	88	\$875	
Petersburg	\$2,637,097	\$0	\$2,637,097	-0.17%	2,948	\$895	
Seldovia ⁽¹⁾	\$178,411	\$0	\$178,411	2.39%	255	\$700	\$1,668
Seward ⁽¹⁾	\$954,687	\$0	\$954,687	-2.15%	2,693	\$355	\$1,323
City & Borough of Sitka	\$6,003,008	\$0	\$6,003,008	1.30%	8,881	\$676	
Municipality of Skagway	\$2,031,458	\$0	\$2,031,458	9.04%	968	\$2,099	
Soldotna ⁽¹⁾	\$872,696	\$0	\$872,696	4.71%	4,163	\$210	\$1,178
Unalaska	\$4,659,488	\$0	\$4,659,488	8.79%	4,376	\$1,065	
Valdez	\$4,964,721	\$43,816,134	\$48,780,855	1.90%	3,976	\$12,269	
Whittier	\$326,653	\$8,471	\$335,124	-12.05%	220	\$1,523	
City & Borough of Wrangell	\$1,431,616	\$0	\$1,431,616	-4.37%	2,369	\$604	
City & Borough of Yakutat	\$402,302	\$0	\$402,302	-0.11%	662	\$608	
Total Property Taxes	\$857,744,372	\$372,313,593	\$1,230,057,965	5.52%	Overall *	\$1,924	Per capita
Overall Chg from Prior Year	3.12%	11.51%	5.52%		Average **	\$1,393	property taxes
Total Local Tax Revenues Generated					*Includes North Slope & Valdez		
Sales Tax Revenues		\$198,177,752	2.53%	Percent Change from Previous Year	**Excludes North Slope & Valdez		
Special Tax Revenues		\$90,477,701	15.54%		The average per capita values are based upon populations only in municipalities that levy a property tax.		
Local Property Tax Revenues		\$857,744,372	3.12%				
Oil & Gas Property Tax Revenues		\$372,313,593	11.51%				
Total Local Tax Revenues		\$1,518,713,418	5.67%				

⁽¹⁾ indicates that city is located within a borough that also levies a property tax

**This column adds the borough and city per capita revenues to more accurately reflect the actual per capita tax that a property owner would pay on property located within a city and a borough, both of which levy a property tax.

*** Property Tax Revenues include Motor Vehicle Registration and/or Flat Taxes on airplanes where applicable.

TABLE 3A
2011 Per Capita Tax Revenues

This table lists only those municipalities which levy a sales, severance, property or other type of local tax

Municipality	Property Tax (Inc. Oil & Gas)	Sales Tax	Other Taxes	Total Taxes Reported	Population	Per Capita Revenue	**Per Capita Revenue City & Boro
North Slope Borough	\$ 309,364,562	\$ -	\$ -	\$ 309,364,562	9,430	\$ 32,806	
Valdez	\$ 48,780,855	\$ -	\$ 437,354	\$ 49,218,209	3,976	\$ 12,379	
Egegik*	\$ -	\$ -	\$ 1,045,611	\$ 1,045,611	109	\$ 9,593	\$11,018
Municipality of Skagway	\$ 2,031,458	\$ 4,088,803	\$ 97,295	\$ 6,217,556	968	\$ 6,423	
Bristol Bay Borough	\$ 2,898,535	\$ -	\$ 2,480,754	\$ 5,379,289	997	\$ 5,395	
Whittier	\$ 335,124	\$ 576,502	\$ 193,222	\$ 1,104,848	220	\$ 5,022	
Unalaska	\$ 4,659,488	\$ 10,702,917	\$ 5,538,556	\$ 20,900,961	4,376	\$ 4,776	
Saint Paul	\$ -	\$ 369,567	\$ 1,146,552	\$ 1,516,119	479	\$ 3,165	
Juneau, City & Borough of	\$ 40,340,021	\$ 38,430,151	\$ 3,230,000	\$ 82,000,172	31,275	\$ 2,622	
Sand Point	\$ -	\$ 754,266	\$ 1,739,211	\$ 2,493,476	976	\$ 2,555	
Cordova	\$ 2,154,336	\$ 3,003,360	\$ 109,554	\$ 5,267,250	2,239	\$ 2,353	
Haines Borough	\$ 2,547,271	\$ 2,688,833	\$ 71,928	\$ 5,308,032	2,508	\$ 2,116	
False Pass	\$ -	\$ 46,434	\$ 27,543	\$ 73,977	35	\$ 2,114	
Sitka, City & Borough of	\$ 6,003,008	\$ 8,507,168	\$ 757,644	\$ 15,267,820	8,881	\$ 1,719	
King Cove*	\$ -	\$ 1,756,359	\$ 100,000	\$ 1,856,359	938	\$ 1,979	\$3,439
Dillingham	\$ 1,898,135	\$ 2,299,142	\$ 343,464	\$ 4,540,741	2,329	\$ 1,950	
Homer*	\$ 2,905,502	\$ 6,609,640	\$ -	\$ 9,515,142	5,003	\$ 1,902	\$3,373
Soldotna*	\$ 872,696	\$ 7,033,514	\$ -	\$ 7,906,210	4,163	\$ 1,899	\$3,370
Yakutat, City & Borough of	\$ 402,302	\$ 668,760	\$ 164,860	\$ 1,235,922	662	\$ 1,867	
Seward*	\$ 954,687	\$ 3,743,754	\$ 328,396	\$ 5,026,837	2,693	\$ 1,867	\$3,338
North Pole*	\$ 913,593	\$ 2,709,510	\$ 284,526	\$ 3,907,629	2,117	\$ 1,846	\$2,956
Nome	\$ 1,721,699	\$ 4,650,853	\$ 141,477	\$ 6,514,028	3,598	\$ 1,810	
Anchorage	\$ 486,517,150	\$ -	\$ 41,545,332	\$ 528,062,482	291,826	\$ 1,810	
Petersburg	\$ 2,637,097	\$ 2,646,277	\$ 39,265	\$ 5,322,639	2,948	\$ 1,806	
Ketchikan, City*	\$ 4,579,151	\$ 9,304,491	\$ 385,286	\$ 14,268,928	8,050	\$ 1,773	\$2,917
Craig	\$ 526,707	\$ 1,478,957	\$ 118,487	\$ 2,124,151	1,201	\$ 1,769	
Kodiak, City*	\$ 665,999	\$ 9,404,691	\$ 154,145	\$ 10,224,835	6,130	\$ 1,668	\$2,645
Wrangell, City & Borough of	\$ 1,431,616	\$ 2,290,855	\$ 32,408	\$ 3,754,879	2,369	\$ 1,585	
Kenai Peninsula Borough	\$ 53,673,377	\$ 27,798,977	\$ -	\$ 81,472,354	55,400	\$ 1,471	
Aleutians East Borough	\$ -	\$ -	\$ 4,584,570	\$ 4,584,570	3,141	\$ 1,460	
Lake & Peninsula Borough	\$ -	\$ -	\$ 2,324,259	\$ 2,324,259	1,631	\$ 1,425	
Denali Borough	\$ -	\$ -	\$ 2,478,057	\$ 2,478,057	1,826	\$ 1,357	
Bethel	\$ -	\$ 7,419,841	\$ 740,802	\$ 8,160,643	6,080	\$ 1,342	
Hoonah	\$ -	\$ 998,211	\$ -	\$ 998,211	760	\$ 1,313	
Matanuska-Susitna Borough	\$ 107,513,199	\$ -	\$ 5,870,426	\$ 113,383,625	88,995	\$ 1,274	
Seldovia*	\$ 178,411	\$ 138,867	\$ -	\$ 317,278	255	\$ 1,244	\$2,715
Pelican	\$ 76,979	\$ 28,071	\$ 1,762	\$ 106,812	88	\$ 1,214	
Kenai, City*	\$ 2,510,095	\$ 6,067,173	\$ -	\$ 8,577,268	7,100	\$ 1,208	\$2,679
Kotzebue	\$ -	\$ 3,479,772	\$ 210,081	\$ 3,689,853	3,201	\$ 1,153	
Ketchikan Gateway Borough	\$ 9,562,707	\$ 5,812,131	\$ 38,004	\$ 15,412,842	13,477	\$ 1,144	
Fairbanks North Star Borough	\$ 103,821,643	\$ -	\$ 4,495,794	\$ 108,317,437	97,581	\$ 1,110	
Palmer*	\$ 1,174,250	\$ 5,207,143	\$ -	\$ 6,381,393	5,937	\$ 1,075	\$2,349
Kodiak Island Borough	\$ 11,555,502	\$ -	\$ 1,724,276	\$ 13,279,778	13,592	\$ 977	
Nenana	\$ 242,742	\$ 122,478	\$ -	\$ 365,220	378	\$ 966	
Thorne Bay	\$ -	\$ 354,267	\$ 14,750	\$ 369,017	471	\$ 783	
Atka	\$ -	\$ -	\$ 42,204	\$ 42,204	61	\$ 692	
Fairbanks, City*	\$ 14,173,379	\$ -	\$ 5,386,087	\$ 19,559,466	31,535	\$ 620	\$1,730
Unalakleet	\$ -	\$ 368,300	\$ 11,600	\$ 379,900	688	\$ 552	
Gustavus	\$ -	\$ 167,883	\$ 69,998	\$ 237,880	442	\$ 538	
Cold Bay	\$ -	\$ -	\$ 57,852	\$ 57,852	108	\$ 536	
Akutan	\$ -	\$ -	\$ 478,460	\$ 478,460	1,027	\$ 466	
Aleknagik	\$ -	\$ 90,993	\$ 970	\$ 91,963	219	\$ 420	
Bettles	\$ -	\$ -	\$ 4,709	\$ 4,709	12	\$ 392	
Galena	\$ -	\$ 175,477	\$ -	\$ 175,477	470	\$ 373	
Port Alexander	\$ -	\$ 16,797	\$ 1,341	\$ 18,138	52	\$ 349	
Kake	\$ -	\$ 182,287	\$ -	\$ 182,287	557	\$ 327	
Houston*	\$ 368,756	\$ 221,107	\$ -	\$ 589,863	1,912	\$ 309	\$1,583
Selawik	\$ -	\$ 242,546	\$ 9,581	\$ 252,127	829	\$ 304	
St. Mary's	\$ -	\$ 151,984	\$ 1,306	\$ 153,290	507	\$ 302	
Fort Yukon	\$ -	\$ 164,048	\$ -	\$ 164,048	583	\$ 281	
Emmonak	\$ -	\$ 208,432	\$ -	\$ 208,432	762	\$ 274	
Mekoryuk	\$ -	\$ 42,470	\$ 4,527	\$ 46,997	191	\$ 246	
Marshall	\$ -	\$ 99,747	\$ -	\$ 99,747	414	\$ 241	
St. Michael	\$ -	\$ 89,602	\$ -	\$ 89,602	401	\$ 223	
Hooper Bay	\$ -	\$ 240,406	\$ -	\$ 240,406	1,093	\$ 220	
Larsen Bay	\$ -	\$ 10,663	\$ 8,466	\$ 19,129	87	\$ 220	
Saxman*	\$ -	\$ 88,565	\$ -	\$ 88,565	411	\$ 215	\$1,359
Shaktoolik	\$ -	\$ 53,500	\$ -	\$ 53,500	251	\$ 213	
Mountain Village	\$ -	\$ 168,241	\$ -	\$ 168,241	813	\$ 207	
Elim	\$ -	\$ 67,115	\$ -	\$ 67,115	330	\$ 203	
Quinhagak	\$ -	\$ 124,476	\$ -	\$ 124,476	669	\$ 186	
Alakanuk	\$ -	\$ 112,981	\$ -	\$ 112,981	677	\$ 167	

TABLE 3A
2011 Per Capita Tax Revenues

This table lists only those municipalities which levy a sales, severance, property or other type of local tax

Municipality	Property Tax (Inc. Oil & Gas)	Sales Tax	Other Taxes	Total Taxes Reported	Population	Per Capita Revenue	**Per Capita Revenue City & Boro
Point Hope	\$ -	\$ 104,587	\$ -	\$ 104,587	674	\$ 155	
Teller	\$ -	\$ 34,507	\$ -	\$ 34,507	229	\$ 151	
Pilot Station	\$ -	\$ 85,838	\$ -	\$ 85,838	568	\$ 151	
Kachemak*	\$ 65,934	\$ -	\$ -	\$ 65,934	472	\$ 140	\$ 1,611
Napakiaik	\$ -	\$ 49,597	\$ -	\$ 49,597	354	\$ 140	
Kotlik	\$ -	\$ 78,758	\$ -	\$ 78,758	577	\$ 136	
Deering	\$ -	\$ 16,144	\$ -	\$ 16,144	122	\$ 132	
Tanana	\$ -	\$ 30,975	\$ -	\$ 30,975	246	\$ 126	
Gambell	\$ -	\$ 81,093	\$ -	\$ 81,093	681	\$ 119	
Eek	\$ -	\$ 35,000	\$ -	\$ 35,000	296	\$ 118	
Chefornak	\$ -	\$ 48,521	\$ -	\$ 48,521	418	\$ 116	
Nunapitchuk	\$ -	\$ 53,661	\$ -	\$ 53,661	496	\$ 108	
Hydaburg	\$ -	\$ 36,627	\$ -	\$ 36,627	376	\$ 97	
Shishmaref	\$ -	\$ 54,148	\$ -	\$ 54,148	563	\$ 96	
Barrow*	\$ -	\$ -	\$ 400,435	\$ 400,435	4,212	\$ 95	\$ 32,901
Koyuk	\$ -	\$ 29,805	\$ -	\$ 29,805	332	\$ 90	
Tenakee Springs	\$ -	\$ 11,149	\$ 348	\$ 11,497	131	\$ 88	
Stebbins	\$ -	\$ 48,212	\$ -	\$ 48,212	556	\$ 87	
Goodnews Bay	\$ -	\$ 21,000	\$ -	\$ 21,000	243	\$ 86	
Ouzinkie*	\$ -	\$ 13,760	\$ -	\$ 13,760	161	\$ 85	\$1,062
Anderson*	\$ -	\$ -	\$ 20,733	\$ 20,733	246	\$ 84	\$1,441
Old Harbor	\$ -	\$ 18,026	\$ -	\$ 18,026	218	\$ 83	
Brevig Mission	\$ -	\$ 31,571	\$ -	\$ 31,571	388	\$ 81	
White Mountain	\$ -	\$ 14,028	\$ -	\$ 14,028	190	\$ 74	
Toksook Bay	\$ -	\$ 40,928	\$ -	\$ 40,928	590	\$ 69	
Ambler	\$ -	\$ 17,345	\$ -	\$ 17,345	258	\$ 67	
Angoon	\$ -	\$ 23,358	\$ -	\$ 23,358	459	\$ 51	
McGrath	\$ -	\$ -	\$ 15,684	\$ 15,684	346	\$ 45	
Manokotak	\$ -	\$ 18,500	\$ -	\$ 18,500	442	\$ 42	
Port Lions*	\$ -	\$ -	\$ 6,956	\$ 6,956	194	\$ 36	\$1,013
Sheldon Point (Nunam Iqua)	\$ -	\$ 4,145	\$ -	\$ 4,145	187	\$ 22	
Average statewide per capita revenue (Excludes North Slope)						\$ 1,707	
Average statewide per capita revenue (Including North Slope)						\$ 2,120	

* indicates that city is located within a borough that also levies taxes. The revenue numbers listed only represent the revenues collected by the borough or the city.

**This column reflects a per capita revenue encompassing both city & borough taxes

(This page intentionally left blank)



Part 3



Property Taxation

(This page intentionally left blank)

STATEWIDE VALUATION

as of

JANUARY 1, 2011

Shown below are the statewide total full and true values for taxable property in Alaska. Full values are not shown for the unorganized borough ("outside taxing jurisdictions") because that area of Alaska has never been valued and will not be valued except as jurisdictions are formed and choose to levy property taxes after formation or meet certain criteria whereby the full and true value will be determined by the Office of the State Assessor for the purpose of calculating state revenue sharing and the local share of educational funding.

Shown below are statewide average per capita full and true values both including and excluding values for oil and gas production property. Development of the average per capita full and true value is required under AS 29.45.090.

Area	Local Taxable Full Taxable (AS 29.45)	State Taxable Full Value (Oil and Gas) (AS 43.56)	Full Value Determination (AS 14.17)
Taxing Jurisdictions	\$75,147,226,600	\$20,212,988,460	\$95,360,215,060
Outside Taxing Jurisdictions (AS 43.56 property)	\$0	\$3,609,194,090	\$3,609,194,090
Statewide Total	\$75,147,226,600	\$23,822,182,550	\$98,969,409,150

AVERAGE PER CAPITA FULL AND TRUE VALUE: JANUARY 1, 2011

(including state oil and gas).....\$ 139,348*

(excluding state oil and gas).....\$ 105,807*

*average per capita values are based upon a statewide population of **710,231**

TABLE 4

TYPE OF PROPERTY TAX EXEMPTIONS AUTHORIZED

BOROUGH/UNIFIED MUNICIPALITIES	Residential	Business Machinery Equipment	Motor Vehicles	Boats & Vessels	Business Inventory	Aircraft
ANCHORAGE	OP EX ^(10%)	FV	ST COL	EX ⁶	FV ⁸	FV/EX ¹
BRISTOL BAY	OP EX	FV	ST COL	FV	FV	FV/FF
FAIRBANKS NORTH STAR	OP EX ^(20%)	EX	EX	EX	EX	EX
HAINES	FV	EX	EX	EX	EX	EX
JUNEAU	FV	FV ⁴	ST COL ⁹	EX	EX	FV ⁵
KENAI PENINSULA	OP EX	FV ⁴	ST COL	FV/FF ⁶	EX	FV/FF ¹²
KETCHIKAN GATEWAY	FV	FV ¹¹	ST COL	FF	EX	FV ¹¹
KODIAK ISLAND	FV	FV	ST COL	FF ¹⁰	EX	FF
MATANUSKA-SUSITNA	FV	EX	ST COL	EX	EX ³	EX ¹
NORTH SLOPE	OP EX	FV	FV	FV	FV	FV
SKAGWAY	FV	EX	EX	EX	EX	EX
SITKA	FV	FV	ST COL	FF	EX	FV
WRANGELL	FV	EX	EX	EX	EX	EX
YAKUTAT	FV	EX	EX	EX	EX	EX
CITIES						
CORDOVA	FV	EX	ST COL	EX	EX	EX
CRAIG	FV	FV	FV	FV	FV	FV
DILLINGHAM	FV	FV	ST COL	FV ²	FV	FV
EAGLE	FV	EX	EX	EX	EX	EX
NENANA	FV	FV	ST COL	FV ²	FV	FV
NOME	FV	FV	ST COL	FV	FV ⁷	EX
PELICAN	FV	FV	EX	FF	FV	EX
PETERSBURG	FV	EX	ST COL	EX	EX	EX
UNALASKA	FV	FV	ST COL	EX	FV	FV ²
VALDEZ	OP EX ^(30%)	EX	EX	EX	EX	EX
WHITTIER	FV	FV	ST COL	FV	EX	FV

- EX Exempt Property
- FV Full and True Value Assessment
- FF Optional, flat fee collected in lieu of property tax (AS 29.45.050(b)(1))
- FV/FF Commercial FV / Private FF
- OP EX (%) Optional, residential exemption up to \$20,000 allowed (AS 29.45.050(a)). (%) indicates partial exemption percentage used, if any. For example, 10% of value up to the maximum of \$20,000.
- ST COL State collected, annual motor vehicle tax (AS 28.10.431)
- ¹Aircraft are exempt from taxes (except for scheduled carriers.) Exempted aircraft pay a flat tax of \$75-\$125
- ²Commercial at full value, private exempt
- ³The first \$250,000 of inventory is exempt
- ⁴The first \$100,000 of personal property is exempt
- ⁵Commercial jet passenger service full value, other commercial flights flat rate, personal exempt
- ⁶Scheduled Commercial Vessels pay a flat fee; all vessels >20' long pay flat fee; additional flat fees or ad-valorem taxes may be applied
- ⁷Inventory held for resale is exempt
- ⁸Optional Exemption (Up to \$20,000) on personal property
- ⁹Commercial Full Value, Private MVRT
- ¹⁰Over 5 net tons, \$1 per foot, \$30 minimum. All others exempt.
- ¹¹Exempt in Borough, but taxable within the City of Ketchikan.
- ¹²Commercial aircraft at full value; private aircraft a flat fee.

TABLE 5

**HISTORICAL SUMMARY OF MUNICIPAL PROPERTY TAX RATES
(2009-2011)**

Mill levies are listed for the cities located within the municipality. The mill rates will not be listed for all service areas, however, a range of mill rates is presented for each municipality. For a specific service area mill rate, contact the local municipal assessment office. An assessment jurisdiction mailing list can be found at the end of this publication.

Municipality	2009	2010	2011
	MILL RATES		
MUNICIPALITY OF ANCHORAGE			
(Unified Home Rule)			
General Government	0.49	0.45	0.09
Education	7.18	7.44	7.52
Fire	1.75	1.75	1.75
Roads/Drainage	2.77	2.77	2.77
Police	2.61	2.61	2.61
Parks & Recreation	0.70	0.70	0.70
TOTAL	15.50	15.72	15.44
Smallest mill rate reported	7.61		
Largest mill rate reported	15.44		
Total number of service areas reported	42		

Revenue cap set at previous year's revenue plus CPI, new construction, bonding, voter approved services, taxes for new judgments and special appropriations on an emergency basis. CPI = Consumer Price Index

BRISTOL BAY BOROUGH			
(Second Class)			
General Government	9.00*	9.00*	7.80*
Education	4.00	4.00	4.20
TOTAL	13.00	13.00	12.00
Mill rate is areawide. *No further breakdown.			
No tax cap			

FAIRBANKS NORTH STAR BOROUGH			
(Second Class)			
City of Fairbanks (Home Rule)			
School & Library Bonds	0.6550	0.6130	0.7440
General Government (Boro)	4.2310	4.6640	4.4890
General Government (City)	5.9270	5.8030	5.8430
Education	6.3000	6.1550	6.0610
TOTAL	17.1130	17.2350	17.1370
Smallest mill rate reported	12.9990		
Largest mill rate reported	31.7380	City of North Pole	15.4880 (includes boro)
Total number of service areas reported	132	Borough Levy	12.9990

Revenue cap set at previous year's revenue plus CPI, new construction, bonding, voter approved services, taxes for new judgments and special appropriations on an emergency basis.

**TABLE 5
Continued**

Municipality	2009	2010	2011
	MILL RATES		
HAINES BOROUGH			
Home Rule Borough			
General Government	4.63*	4.54*	4.54*
Education	5.59	5.69	5.69
Fire District	1.04	1.03	1.03
TOTAL	11.26	11.26	11.26
Smallest mill rate reported	7.19		
Largest mill rate reported	12.05		
Total number of service areas reported	11		
Borough Tax Cap			
HBC 3.7.010 (D) The Borough may not levy and tax for any purpose in excess of one percent of assessed value			
** Gen. Govt. rate includes Debt Service and Townsite Services.			
CITY AND BOROUGH OF JUNEAU			
(Unified Home Rule)			
Education/administration	7.11	6.98	6.56
Fire	0.20	0.35	0.46
Roaded w/police	1.95*	1.93*	2.24*
Bond Debt	1.34	1.25	1.29
TOTAL	10.60	10.51	10.55
Smallest mill rate reported	7.85		
Largest mill rate reported	10.55		
Total number of service areas reported	3	* Roaded area only	
Tax Cap set at 12 mills plus new Bond Debt			
KENAI PENINSULA BOROUGH			
(Second Class)			
City of Kenai (Home Rule)			
General Government	4.00	3.85	3.85
Borough	4.50	4.50	4.50
Hospital	0.50	0.02	0.02
TOTAL	9.00	8.37	8.37
Smallest mill rate reported	5.90	City of Seldovia	9.10
Largest mill rate reported	11.30	City of Homer	11.30
Total number of service areas reported	22	City of Seward	8.12
		City of Soldotna	8.12
		City of Kachemak	7.80
		Borough Levy	4.50
Borough tax cap set at 8 mills			

TABLE 5
continued

Municipality	2009	2010	2011
	MILL RATES		
KETCHIKAN GATEWAY BOROUGH			
(Second Class)			
City of Ketchikan (Home Rule)			
General Government	6.10	6.10	6.10
Education	6.00	5.80	5.80
TOTAL	12.10	11.90	11.90
Smallest mill rate reported	5.80		
Largest mill rate reported	11.90	Borough Levy	5.80
Total number of service areas reported	18	City of Saxman	5.80 (no city levy & no borough public works levy)
Borough Tax Cap set at 8 mills			
KODIAK ISLAND BOROUGH			
(Second Class)			
City of Kodiak (Home Rule)			
General Government	1.23	2.11	2.03
Borough/Education	11.27	10.39	10.75
TOTAL	12.50	12.50	12.78
Smallest mill rate reported	10.75		
Largest mill rate reported	14.75		
Total number of service areas reported	15	Borough Levy	10.75
No borough tax cap			
MATANUSKA-SUSITNA BOROUGH			
(Second Class)			
City of Palmer (Home Rule)			
Borough/Education	9.98	9.956	8.991
City	3.00	3.000	3.000
TOTAL	12.98	12.956	11.991
Smallest mill rate reported	9.42	City of Wasilla	10.911 (Borough levy only)
Largest mill rate reported	17.21	City of Houston	11.991
Total number of service areas reported	31	Borough Levy	8.991
No borough tax cap			
The City of Wasilla includes a mill rate for Fire Service Area protection.			

**TABLE 5
continued**

Municipality	2009	2010	2011
MILL RATES			
NORTH SLOPE BOROUGH (Home Rule)**			
General Government	10.16*	11.06*	9.88*
Debt Service	8.34	7.44	8.62
TOTAL	18.50	18.50	18.50
*Mill levy is areawide No local tax cap-Use 225% state cap formula- (see mill rate explanation)			
CITY & BOROUGH OF SITKA (Unified Home Rule)			
General Government	2.00	2.00	2.00
Education	4.00	4.00	4.00
TOTAL	6.00	6.00	6.00
Mill levy is areawide Tax cap set at 6 mills			
MUNICIPALITY OF SKAGWAY (First Class)			
General Government	7.25	6.60	6.60
TOTAL	7.25	6.60	6.60
Smallest mill rate reported	1.44		
Largest mill rate reported	8.00		
Total number of service areas reported	5		
No tax cap			
CITY AND BOROUGH OF WRANGELL (Unified Home Rule)			
General Government	10.95	10.71	10.71
Education	1.80	2.04	2.04
TOTAL	12.75	12.75	12.75
Smallest mill rate reported	4.00		
Largest mill rate reported	12.75		
Total number of service areas reported	2		
No tax cap			
CITY & BOROUGH OF YAKUTAT (Home Rule)			
General Government / Education	10.00*	10.00*	10.00*
TOTAL	10.00	10.00	10.00
Mill levy is for road accessed property only. *Property without road access is taxed at 7.0 mills No tax cap			

** See "Explanation of Millage Rates" on next page.

North Slope Borough

EXPLANATION OF MILLAGE RATES:

AS 29.45.090(a) restricts the mill rate for the municipal operating budget to a maximum of 3% or 30 mills, there is no limit on taxes to pay bonds.

The 30 mill limit on operating revenues is levied against an assessed value not to exceed that produced by the following formula:

Average Per Capita Full Value X 225% X municipal population, for FY 12:

$$\$141,644 \times 2.25 \times 17,534^* = \$5,588,068,266 \quad (\text{assessed value limit for operating budget})$$

$$\$5,588,068,266 \times 30 \text{ mills} = \$167,642,048 \quad (\text{FY 12 statutory tax limit for operating budget})$$

Actual FY 12 projected operating budget: \$167,642,048

$$\frac{\$167,642,048}{\$5,588,068,266} = 30.00 \text{ mills (operating budget rate at the 30 mill tax limit)}$$

DEVELOPMENT OF ACTUAL OVERALL RATE (Based on full oil and gas values)

FY 12 projected budget for debt service (payment of bonds): \$146,222,712

Estimated Actual Assessed Value: \$16,964,390,004

$$\frac{\$146,222,712}{\$16,964,390,004} = 8.62 \text{ mills (levy to satisfy debt service)}$$

$$\frac{\$167,642,048}{\$16,964,390,004} = 9.88 \text{ mills (levy to satisfy operating budget)}$$

Mill rate = 8.62 + 9.88 = 18.50 mills (actual overall rate)

<p><u>Mill Rate Calculation Based on the Reduced Values Derived from 225% Formula</u></p>
<p>Debt service—</p>
<p><u>\$146,222,712</u> 26.17 mills</p>
<p>\$5,588,068,266</p>
<p>Operating Budget—</p>
<p><u>\$167,642,048</u> 30.00 mills</p>
<p>\$5,588,068,266</p>
<p>Total Mills based upon 225% formula values-- <u>56.17 mills</u></p>

* The population used here is different from the population used in other areas of this publication due to the fact that the North Slope Borough is allowed to use a larger portion of the workforce in Prudhoe Bay to count in the tax cap formula. The revenue sharing calculation uses a smaller population count.

**TABLE 5
continued**

Municipality	2009	2010	2011
	MILL RATES		
CITY OF CORDOVA (Home Rule)			
General Government/Education	14.50	13.90	9.70
TOTAL	14.50	13.90	9.70
Total number of service areas reported	2		
No tax cap			
CITY OF CRAIG (First Class)			
General Government	6.00	6.00	6.00
TOTAL	6.00	6.00	6.00
Mill rate is areawide			
No tax cap			
CITY OF DILLINGHAM (First Class)			
General Government	13.00	13.00	13.00
TOTAL	13.00	13.00	13.00
Mill rate is areawide			
No tax cap			
CITY OF EAGLE (Second Class)			
General Government	0.00	0.00	0.00
TOTAL	0.00	0.00	0.00
Mill rate is areawide. Note: There has been no property tax levied since 1998.			
CITY OF NENANA (First Class)			
General Government	12.00	8.00	12.00
Education	0.00	4.00	0.00
TOTAL	12.00	12.00	12.00
Mill rate is areawide			
Tax cap 2% value (20 mills)			
CITY OF NOME (First Class)			
General Government	2.56	2.56	6.00
Education	7.44	4.44	4.00
TOTAL	10.00	7.00	10.00
Mill rate is areawide			
No tax cap			

**TABLE 5
continued**

Municipality	2009	2010	2011
	MILL RATES		
CITY OF PELICAN (First Class)			
General Government	6.00	7.00	7.00
TOTAL	6.00	7.00	7.00
Mill rate is areawide No tax cap			
CITY OF PETERSBURG (Home Rule)			
General Government	4.46	4.35	4.36
Education	4.43	4.67	4.64
School, Voc. Educ. & Aquatic Bonds	1.225	1.23	1.99
TOTAL	10.115	10.25	10.99
Tax cap set at 1% (10 mills) for School & Gen. Government. Does not apply to Bonds.			
CITY OF UNALASKA (First Class)			
General Government	10.50	10.50	10.50
TOTAL	10.50	10.50	10.50
Mill rate is areawide No tax cap			
CITY OF VALDEZ (Home Rule)**			
General Government	16.36	16.16	15.81
Education	3.64	3.84	4.19
TOTAL	20.00	20.00	20.00
Tax cap set at 20 mills – Cap does not apply to Bonds			
CITY OF WHITTIER (Second Class)			
General Government	5.00	5.00	5.00
TOTAL	5.00	5.00	5.00
Mill rate is areawide No tax cap			

**See "Explanation of Millage Rates" on next page

City of Valdez

EXPLANATION OF MILLAGE RATES

AS 29.45.090(a) restricts the mill rate for the municipal operating budget to a maximum of 3% or 30 mills. There is no limit on taxes to pay bonds.

The 30 mill limit on operating revenues is levied against an assessed value not to exceed that produced by the following formula:

Average Per Capita Full Value X 225% X municipal population; for FY **12**:

$\$141,644 \times 2.25 \times 3,976 = \$1,267,147,224$ (assessed value limit for operating budget)

$\$1,267,147,224 \times 30 \text{ mills} = \$38,014,417$ (FY **12** statutory tax limit for operating budget)

FY **12** operating budget: $\$38,877,542$ (property tax portion)

$\frac{\$ 38,877,542}{\$ 1,267,147,224} = 30.68 \text{ mills}$ (effective operating rate)

DEVELOPMENT OF ACTUAL OVERALL RATE:

FY **12** budget for debt service (payment of bonds): $\$1,760,322$

Actual assessed value: $\$2,190,806,678$

$\frac{\$ 1,760,322}{\$ 2,190,806,678} = 0.80 \text{ mills}$ (levy to satisfy debt service)

$\frac{\$ 38,877,542}{\$ 2,190,806,678} = 17.75 \text{ mills}$ (levy to satisfy operating budget)

Mill rate = $0.80 + 17.75 = 18.55 \text{ mills}$ (actual overall rate for operating & debt service only)

The mill rate calculated here may be somewhat different than the one shown on page 35 due to the differences in actual assessed values at the time of this calculation and the city calculation.

ASSESSMENT STATISTICS AND RATIO STUDIES

Local assessors have a legal, professional and ethical responsibility to uniformly value all property within their jurisdiction. They must also make sure all values on the assessment roll represent "full and true value" in accordance with AS 29.45.110.

Assessment ratio studies measure the level and uniformity of assessments and can be further used to analyze assessed values in and among jurisdictions. The ratios can be used in tests to see if unequal taxation exists and how, and if, assessments need to be adjusted. There are two types of ratio studies: sales ratio studies and appraisal ratio studies. The sales ratio study is commonly used in Alaska and is the method discussed here.

A sales ratio is simply the correlation of the assessed value of recently sold properties to their respective sales prices. This correlation is expressed as a ratio. In order for the ratios to be meaningful, all sales need to be verified and the time frame for accepting sales should be predetermined. To obtain the ratio, a simple mathematical equation is used where the numerator is the assessed value and the denominator is the sales price:

$$\frac{\text{ASSESSED VALUE}}{\text{SALES PRICE}} = \text{RATIO}$$

For example, if a residence assessed at \$90,000 sells for \$100,000, the correlation or ratio of assessed value to the sales price is 90%.

$$\frac{\$90,000}{\$100,000} = 90\%$$

If this ratio were typical of all assessed values in the jurisdiction, the assessor would need to adjust all the assessments upwards to reflect the "full and true value." Full and true value is considered to be 100% of market value.

Preparation of a Sales Ratio Study

1. Assemble Sales Data

- a. Collect sales data from all sources such as recorders' offices, Realtors, developers and bankers.
- b. Verify sales data by contacting the seller, buyer, Realtor or banker. Verification by two of the contacts is preferred.

2. Select Samples

- a. Check disbursement of sales to insure uniform coverage of total areas and try to avoid collecting too much information from any one single area to the exclusion of other areas.
- b. Restrict selections to individual classes of property, i.e., residential, commercial, industrial, vacant, and farm land.

3. Compile Usable Data

- a. Correlate usable sales information into a usable listing by class.
- b. Divide current assessed values by sales price to obtain individual ratios.
- c. Array ratios so outliers can be pin-pointed. Typically, outliers fall into two categories, explained and unexplained. An example of an explained outlier is a sale that occurs of a improved piece of property but the assessed value may represent only the vacant land due to construction occurring after the assessment was made, causing the ratio to be low. An example of an unexplained ratio is one that may have included property other than the real property being analyzed.

4. Compute Statistical Data

- a. Computation of the mean, median and weighted mean ratios describe the general levels of assessment. The weighted mean is computed by dividing the sum of all assessed values by the sum of all sales prices. This ratio is used by the Office of the State Assessor for calculating the full and true value due to the weighting of each sample by its total dollar amount, thus giving the same weighting to each dollar of the transaction regardless of the sale price.

Uses of Ratio Studies

Sales ratio studies are commonly used in state equalization and/or full value determinations. Typically, the weighted mean ratio is used to determine the full value, for the reason stated previously. The local assessor can use the studies to determine the level of assessments and internal equity or to show areas which may need further analysis.

EXAMPLE OF SALES RATIOS

<u>Assessed Value</u>	<u>Sales Price</u>	<u>Ratio</u>	
\$100,000	\$106,000	94.34%	
\$106,000	\$100,000	106.00%	
\$107,000	\$109,000	98.17%	
\$125,000	\$132,000	94.70%	
\$130,000	\$127,000	102.36%	
\$122,500	\$122,500	100.00%	
\$140,000	\$141,000	99.29%	Median (Middle) Ratio
\$830,500	\$837,500	99.16%	Weighted Mean Ratio
		99.27%	Mean (Average) Ratio

Limitations of Use

Assessment ratio studies show the relation between market values and assessed values, and assessed values within and among areas. These studies may show inequities, if they exist; however, they do not correct inequities among individual properties. Once the determination is made that inequities exist, the assessor will take the necessary action to make the corrections, based upon the findings of the ratio study.

A sales ratio study is only as accurate as the information used. Care in selecting, screening, and verifying information is essential and should be of primary importance to the assessor. Without verified sales data, any interpretation of sales ratio studies will be of little use.

A study should not be overloaded with specific types of properties. Segregating by class (commercial, residential, industrial) and type (vacant, improved, water front) will allow for proper analysis of each class and type of property.

ASSESSMENT RATIO STUDIES (cont.)

Price Related Differential

Property assessments sometimes result in unequal tax burdens between high and low valued properties within the same property groupings. If higher valued properties are assessed at higher levels than lower valued properties, they are considered *progressive*. Conversely, if lower valued properties are over-assessed in relation to higher valued properties the assessments are considered to be *regressive*.

The **Price Related Differential (**PRD**)** is a statistic for measuring regressivity or progressivity. It is calculated by dividing the mean ratio by the weighted mean ratio. If the PRD is over 1.00, it suggests that higher valued properties are under assessed. On the other hand, a PRD under 1.00 suggests that higher valued properties are over assessed, when compared to lower valued properties. In accordance with the I.A.A.O.* Standard on Ratio Studies (1990), an acceptable PRD should be between 0.98 and 1.03.

Appraisal Level

The overall level of appraisal, not necessarily assessments, should be within 10 percent of the legal level, that is, between 0.90 and 1.10. The reason for consideration of the appraisal level instead of the assessment level is that the granting of property tax exemptions is a political decision, not an appraisal decision and does not affect the appraisal quality.

Appraisal Uniformity

The most commonly used measure of uniformity is the Coefficient of Dispersion (COD). The COD is based on the average absolute deviation from the median, expressed as a percentage. The COD is calculated by dividing the average absolute deviation by the median ratio and multiplying by 100 to convert the ratio to a percentage. The COD is a relative measure of dispersion which means that direct comparisons can be made between property groupings. With it, the assessor can measure the amount of dispersion around the typical level of assessment among different property groups.

- ◆ Single family residences; CODs should be 15.0 or less*
- ◆ Income producing properties; CODs should be 20.0 or less*
- ◆ Vacant land and other properties; CODs should be 20.0 or less*

* from the International Association of Assessing Officers (I.A.A.O.)
Standard on Ratio Studies (1990) recommendations in which *current* market value is the legal basis of assessment.

TABLE 6
SUMMARY OF ASSESSED VALUES
FOR MUNICIPALITIES LEVYING A PROPERTY TAX
As of January 1, 2011

Boroughs/Unified Municipalities	Locally Assessed Real Property	Locally Assessed Personal Property	State Assessed	Total Assessed	Reported A/V Ratio	Reported COD
Anchorage (Municipality of)	\$28,833,783,247	\$2,557,008,221	\$255,414,510	\$31,646,205,978	95.2%	5.8%
Bristol Bay Borough	\$113,387,570	\$131,458,444	\$0	\$244,846,014	94.5%	9.6%
Fairbanks North Star Borough	\$7,062,875,943	\$0	\$705,617,790	\$7,768,493,733	93.7%	N/R
Fairbanks (City of)	\$2,369,091,705	\$0	\$21,726,650	\$2,390,818,355	94.9%	N/R
North Pole	\$317,399,960	\$0	\$0	\$317,399,960	92.9%	N/R
Outside Cities	\$4,376,384,278	\$0	\$683,891,140	\$5,060,275,418	93.4%	N/R
Haines Borough	\$259,247,679	\$0	\$0	\$259,247,679	95.4%	20.2%
Juneau (City & Borough)	\$3,793,856,000	\$297,652,232	\$0	\$4,091,508,232	98.6%	6.8%
Kenai Peninsula Borough	\$5,697,419,635	\$302,931,192	\$698,990,810	\$6,699,341,637	92.9%	N/R
Homer	\$602,304,712	\$38,515,823	\$0	\$640,820,535	93.4%	N/R
Kachemak	\$65,974,300	\$84,325	\$0	\$66,058,625	N/R	N/R
Kenai (City of)	\$596,494,052	\$46,903,405	\$18,577,930	\$661,975,387	91.7%	N/R
Seldovia	\$35,521,300	\$7,599,461	\$0	\$43,120,761	95.7%	N/R
Seward	\$227,195,200	\$77,401,828	\$7,155,760	\$311,752,788	94.8%	N/R
Soldotna	\$461,045,871	\$34,260,289	\$0	\$495,306,160	92.8%	N/R
Outside Cities	\$3,708,884,200	\$98,166,061	\$673,257,120	\$4,480,307,381	N/R	N/R
Ketchikan Gateway Borough	\$1,254,230,500	\$0	\$0	\$1,254,230,500	90.9%	10.8%
Ketchikan (City of)	\$697,785,400	\$47,370,800	\$0	\$745,156,200	N/R	N/R
Saxman	\$14,794,100	\$0	\$0	\$14,794,100	N/R	N/R
Outside Cities	\$541,651,000	\$0	\$0	\$541,651,000	N/R	N/R
Kodiak Island Borough	\$947,611,296	\$91,612,537	\$0	\$1,039,223,833	90.0%	23.4%
Akhiok	\$610,300	\$12,000	\$0	\$622,300	N/R	N/R
Kodiak (City of)	\$390,794,900	\$57,390,089	\$0	\$448,184,989	N/R	N/R
Larsen Bay	\$5,411,500	\$3,059,100	\$0	\$8,470,600	N/R	N/R
Old Harbor	\$4,604,800	\$54,200	\$0	\$4,659,000	N/R	N/R
Ouzinkie	\$2,761,400	\$120,400	\$0	\$2,881,800	N/R	N/R
Port Lions	\$11,680,100	\$662,800	\$0	\$12,342,900	N/R	N/R
Outside Cities	\$531,748,296	\$30,313,948	\$0	\$562,062,244	N/R	N/R
Matanuska-Susitna Borough	\$7,650,320,577	\$71,482,452	\$7,159,770	\$7,728,962,799	97.9%	N/R
Houston	\$112,766,372	\$1,392,920	\$0	\$114,159,292	101.5%	N/R
Palmer	\$380,246,935	\$7,603,587	\$0	\$387,850,522	97.6%	N/R
Wasilla	\$925,621,783	\$50,821,773	\$0	\$976,443,556	96.9%	N/R
Outside Cities	\$6,231,685,487	\$11,664,172	\$7,159,770	\$6,250,509,429	98.0%	N/R

TABLE 6- continued
SUMMARY OF ASSESSED VALUES
FOR MUNICIPALITIES LEVYING A PROPERTY TAX
As of January 1, 2011

Boroughs/Unified Municipalities	Locally Assessed Real Property	Locally Assessed Personal Property	State Assessed	Total Assessed	Reported A/V Ratio	Reported COD
North Slope Borough	\$228,134,332	\$144,487,334	\$16,591,768,340	\$16,964,390,006	91.2%	15.5%
Anaktuvak Pass	\$2,357,200	\$0	\$0	\$2,357,200	N/R	N/R
Atkasuk	\$1,909,900	\$0	\$0	\$1,909,900	N/R	N/R
City of Barrow	\$129,842,391	\$43,030,740	\$0	\$172,873,131	N/R	N/R
Kaktovik	\$3,749,100	\$354,783	\$0	\$4,103,883	N/R	N/R
Nuiqsut	\$2,540,900	\$728,481	\$0	\$3,269,381	N/R	N/R
Point Hope	\$1,600,541	\$0	\$0	\$1,600,541	N/R	N/R
Wainwright	\$3,010,300	\$69,495	\$0	\$3,079,795	N/R	N/R
Outside Cities	\$83,124,000	\$100,303,835	\$16,591,768,340	\$16,775,196,175	N/R	N/R
Sitka (City & Borough)	\$908,043,905	\$77,029,224	\$0	\$985,073,129	95.5%	4.8%
Skagway (Municipality of)	\$316,209,783	\$0	\$0	\$316,209,783	96.6%	N/R
Wrangell (City & Borough)	\$123,105,720	\$0	\$0	\$123,105,720	78.1%	10.1%
Yakutat (City & Borough)	\$44,476,440	\$0	\$0	\$44,476,440	92.9%	11.9%
Total Assessed Value-Boroughs	\$57,232,702,627	\$3,673,661,636	\$18,258,951,220	\$79,165,315,483		
Unorganized Borough			\$3,609,194,090			

- The A/V Ratio represents the ratio expressed by dividing the municipal assessed value (A) by the sales price (V).
- The ratio reported is the Median ratio of residential and vacant property. No commercial ratios are reported.
- This ratio does NOT apply to the state assessed, oil and gas property values.
- The COD (Coefficient of Dispersion) represents the average dispersion (difference) from the indicated ratios.
- The ratios and COD's in this table are supplied by the municipal assessment official.
- N/R indicates that no statistical data was received.

TABLE 6-continued
SUMMARY OF ASSESSED VALUES
FOR MUNICIPALITIES LEVYING A PROPERTY TAX

As of January 1, 2011

Cities	Locally Assessed Real Property	Locally Assessed Personal Property	State Assessed	Total Assessed	Reported A/V Ratio	Reported COD
Cordova	\$158,862,060	\$0	\$8,693,360	\$167,555,420	76.7%	18.6%
Craig	\$84,688,600	\$0	\$0	\$84,688,600	91.8%	N/R
Dillingham	\$115,569,857	\$39,073,730	\$0	\$154,643,587	98.6%	10.0%
Eagle	\$8,537,798	\$0	\$0	\$8,537,798	N/R	N/R
Nenana	\$14,505,075	\$4,853,500	\$0	\$19,358,575	67.9%	25.8%
Nome	\$211,003,662	\$21,961,217	\$0	\$232,964,879	78.7%	19.2%
Pelican	\$10,438,430	\$294,919	\$0	\$10,733,349	N/R	N/R
Petersburg	\$258,583,745	\$0	\$0	\$258,583,745	92.1%	7.7%
Unalaska	\$321,616,700	\$132,438,800	\$0	\$454,055,500	84.2%	17.4%
Valdez	\$247,249,958	\$0	\$1,943,877,120	\$2,191,127,078	94.0%	7.5%
Whittier	\$76,240,000	\$29,767,014	\$1,466,760	\$107,473,774	N/R	N/R
TOTALS	\$1,507,295,885	\$228,389,180	\$1,954,037,240	\$3,689,722,305		

SUMMARY

	Locally Assessed Real Property	Locally Assessed Personal Property	State Assessed	Total Assessed
Cities in the Unorganized Borough	\$1,507,295,885	\$228,389,180	\$1,954,037,240	\$3,689,722,305
Unorganized Borough	\$0	\$0	\$3,609,194,090	\$3,609,194,090
Boroughs/Unified Municipalities	\$57,232,702,627	\$3,673,661,636	\$18,258,951,220	\$79,165,315,483
Totals	\$58,739,998,512	\$3,902,050,816	\$23,822,182,550	\$86,464,231,878

- The A/V Ratio represents the ratio expressed by dividing the municipal assessed value (A) by the sales price (V). The ratio reported is the Median ratio of residential and vacant property. No commercial ratios are reported.
- This ratio does NOT apply to the state assessed, oil and gas property values.
- The COD (Coefficient of Dispersion) represents the average dispersion (difference) from the indicated ratios.
- The ratios and COD's in this table are supplied by the municipal assessment official.
- N/R indicates that no statistical data was received.

TABLE 6A
Breakdown of Property Values by Use
 Values Reflected are Actual Assessed (in millions)*
 As of January 1, 2011

Boroughs	Residential	Residential Vacant	Farm	Commercial	Industrial	Apts	Condos	Mbl Hms Mbl.Hm.Pks.	Misc	Total
Anchorage	\$ 17,206.6	\$ 1,073.0	\$ -	\$ 5,119.1	\$ 1,911.0	\$ 877.5	\$ 2,295.4	\$ 186.8	\$ 164.4	\$ 28,833.8
Bristol Bay Boro	\$ 32.6	\$ 10.1	\$ -	\$ 33.6	\$ 34.5	\$ -	\$ -	\$ -	\$ 2.5	\$ 113.4
Fairbanks North Star Boro	\$ 3,892.4	\$ 377.3	\$ 9.6	\$ 1,198.0	\$ 1,220.4	\$ 306.4	\$ -	\$ 24.3	\$ 34.4	\$ 7,062.9
Fairbanks	\$ 751.0	\$ 87.2	\$ 1.5	\$ 860.3	\$ 474.2	\$ 191.0	\$ -	\$ 0.6	\$ 3.3	\$ 2,369.1
North Pole	\$ 89.1	\$ 8.0	\$ 0.1	\$ 42.0	\$ 167.9	\$ 10.0	\$ -	\$ 0.0	\$ 0.2	\$ 317.4
Haines Borough	\$ 172.4	\$ 20.8	\$ -	\$ 45.0	\$ 16.7	\$ 3.0	\$ -	\$ 1.3	\$ -	\$ 259.2
City & Boro of Juneau	\$ 2,176.6	\$ 208.7	\$ 0.6	\$ 1,010.5	\$ 54.2	\$ 69.9	\$ 162.4	\$ 47.8	\$ 63.2	\$ 3,793.9
Kenai Peninsula Boro	\$ 3,193.2	\$ 745.2	\$ 3.9	\$ 874.7	\$ 394.8	\$ 49.5	\$ 50.7	\$ 127.0	\$ 258.3	\$ 5,697.4
Homer	\$ 324.0	\$ 83.2	\$ -	\$ 141.6	\$ -	\$ 8.1	\$ 24.7	\$ 10.2	\$ 10.6	\$ 602.3
Kachemak	\$ 51.4	\$ 6.1	\$ 0.8	\$ 3.9	\$ 0.8	\$ -	\$ -	\$ 1.2	\$ 1.8	\$ 66.0
Kenai	\$ 341.4	\$ 47.7	\$ 0.3	\$ 177.1	\$ 2.9	\$ 12.4	\$ 3.9	\$ 6.3	\$ 4.5	\$ 596.5
Seldovia	\$ 20.1	\$ 5.3	\$ -	\$ 7.1	\$ -	\$ 0.2	\$ -	\$ 0.5	\$ 2.3	\$ 35.5
Seward	\$ 103.1	\$ 17.2	\$ -	\$ 87.1	\$ 4.1	\$ 10.8	\$ 2.4	\$ 0.5	\$ 1.9	\$ 227.2
Soldotna	\$ 244.0	\$ 33.8	\$ -	\$ 149.0	\$ -	\$ 15.5	\$ 8.8	\$ 6.4	\$ 3.5	\$ 461.0
Ketchikan Gateway Boro	\$ 580.8	\$ 46.3	\$ -	\$ 239.8	\$ 141.8	\$ 173.9	\$ 33.9	\$ 3.1	\$ 34.5	\$ 1,254.2
Ketchikan	\$ 217.9	\$ 11.1	\$ -	\$ 200.6	\$ 113.6	\$ 119.0	\$ 33.9	\$ 1.6	\$ 0.0	\$ 697.8
Saxman	\$ 6.4	\$ 1.2	\$ -	\$ 2.4	\$ 3.9	\$ 0.9	\$ -	\$ -	\$ -	\$ 14.8
Kodiak Island Boro	\$ 626.9	\$ 66.8	\$ 3.4	\$ 124.2	\$ 74.4	\$ 13.7	\$ 1.7	\$ 20.1	\$ 16.5	\$ 947.6
Kodiak	\$ 220.5	\$ 13.5	\$ -	\$ 87.7	\$ 51.0	\$ 13.7	\$ 1.7	\$ 0.9	\$ 1.8	\$ 390.8
Matanuska-Susitna Boro	\$ 5,420.3	\$ 2,230.0	NR	NR	NR	NR	NR	NR	NR	\$ 7,650.3
Houston	\$ 72.6	\$ 40.1	NR	NR	NR	NR	NR	NR	NR	\$ 112.8
Palmer	\$ 287.3	\$ 92.9	NR	NR	NR	NR	NR	NR	NR	\$ 380.2
Wasilla	\$ 666.7	\$ 259.0	NR	NR	NR	NR	NR	NR	NR	\$ 925.6
North Slope Boro	\$ 228.1	NR	NR	NR	NR	NR	NR	NR	NR	\$ 228.1
City & Boro of Sitka	\$ 671.7	\$ 48.0	\$ -	\$ 108.8	\$ 45.0	\$ 15.2	\$ 8.4	\$ 8.9	\$ 2.0	\$ 908.0
Municipality of Skagway	\$ 77.4	\$ 17.2	\$ -	\$ 90.1	\$ 120.0	\$ 2.8	\$ -	\$ 8.8	\$ -	\$ 316.2
City & Boro of Wrangell	\$ 76.1	\$ 14.9	\$ -	\$ 22.1	\$ 4.7	\$ 3.9	\$ -	\$ 1.3	\$ -	\$ 123.1
City & Boro of Yalutut	\$ 20.0	\$ 3.9	\$ -	\$ 9.9	\$ 10.7	\$ -	\$ -	\$ -	\$ -	\$ 44.5
Borough Totals	\$ 37,770.6	\$ 5,568.7	\$ 20.2	\$ 10,634.6	\$ 4,846.7	\$ 1,897.4	\$ 2,627.9	\$ 457.9	\$ 605.7	\$ 64,429.7
Totals (by Percent)	58.62%	8.64%	0.03%	16.51%	7.52%	2.94%	4.08%	0.71%	0.94%	100%

Cities	Residential	Residential Vacant	Farm	Commercial	Industrial	Apts	Condos	Mbl Hms Mbl.Hm.Pks.	Misc	Total
Cordova	\$ 91.8	\$ 7.1	\$ -	\$ 51.4	\$ -	\$ 4.5	\$ -	\$ 3.6	\$ 0.4	\$ 158.9
Craig	\$ 38.9	\$ 3.5	\$ -	\$ 16.8	\$ 20.0	\$ 0.5	\$ 1.6	\$ 3.3	\$ 0.0	\$ 84.7
Dillingham	\$ 75.1	\$ 4.2	\$ -	\$ 30.9	\$ -	\$ 5.4	\$ -	\$ -	\$ -	\$ 115.6
Nenana	\$ 8.6	\$ 2.0	\$ -	\$ 3.8	\$ -	\$ 0.1	\$ -	\$ 0.0	\$ -	\$ 14.5
Nome	\$ 114.7	\$ 12.2	\$ -	\$ 52.7	\$ 13.2	\$ 15.3	\$ 0.9	\$ 1.5	\$ 0.4	\$ 211.0
Pelican	\$ 7.9	\$ 1.0	\$ -	\$ 1.3	\$ 0.3	\$ -	\$ -	\$ -	\$ -	\$ 10.4
Petersburg	\$ 142.2	\$ 21.8	\$ -	\$ 32.5	\$ 15.2	\$ 3.2	\$ -	\$ 3.5	\$ 40.2	\$ 258.6
Unalaska	\$ 63.0	\$ 25.1	\$ -	\$ 42.5	\$ 173.5	\$ 16.5	\$ -	\$ 1.1	\$ -	\$ 321.6
Valdez	\$ 141.9	\$ 15.2	\$ -	\$ 31.5	\$ 39.4	\$ 3.5	\$ -	\$ 15.8	\$ -	\$ 247.2
Whittier	\$ 3.8	\$ 7.2	\$ -	\$ 11.8	\$ 14.5	\$ -	\$ 38.9	\$ -	\$ -	\$ 76.2
City Totals	\$ 688.1	\$ 99.4	\$ -	\$ 275.2	\$ 276.0	\$ 48.9	\$ 41.5	\$ 28.8	\$ 41.0	\$ 1,498.8
Totals (by Percent)	45.91%	6.63%	0.00%	18.36%	18.41%	3.26%	2.77%	1.92%	2.73%	100.00%

Overall Total	\$ 38,458.67	\$ 5,668.08	\$ 20.23	\$ 10,909.79	\$ 5,122.65	\$ 1,946.30	\$ 2,669.33	\$ 486.75	\$ 646.69	\$ 65,928.50
Overall Percentages	58.33%	8.60%	0.03%	16.55%	7.77%	2.95%	4.05%	0.74%	0.98%	100.00%

*The values reflected on this page reflect actual assessed values and have not been equalized. Therefore, any optional exemptions authorized by local code are not included in these values.

The definitions for categories are not standardized statewide, therefore, not all municipalities will report exactly the same for the various categories. However, the values reflects what is assessed in those categories by each individual municipality.

The values reflected in this table do not include any general or commercial personal property values supplied by the municipality. These values also do not reflect valuations for Oil & Gas properties assessed by the State of Alaska under AS 43.56

The Matanuska-Susitna Borough, and the North Slope Borough did not provide this detail for the 2011 tax year

TABLE 6B
SUMMARY OF OPTIONAL EXEMPTION VALUES
FOR MUNICIPALITIES LEVYING A PROPERTY TAX
As of January 1, 2011

Boroughs/Unified Municipalities	LOCALLY EXEMPTED VALUES				Local Assessed Value**	Percent of Assessed
	\$20,000 Residential *	Community Purpose*	Other Real Property*	Personal Property*		
Anchorage (Municipality of)	\$923,664,371	\$18,787,680	\$0	\$1,428,543,914	\$31,390,791,468	7.6%
Bristol Bay Borough	\$1,820,000	\$0	\$0	\$16,828,918	\$244,846,014	7.6%
Fairbanks North Star Borough	\$282,894,273	\$21,689,908	\$4,583,188	\$1,409,681,926	\$7,062,875,943	24.3%
Haines Borough	\$0	\$5,195,170	\$0	\$42,415,100	\$259,247,679	18.4%
Juneau (City & Borough)	\$0	\$19,794,500	\$27,765,100	\$300,607,003	\$4,091,508,232	8.5%
Kenai Peninsula Borough	\$203,374,000	\$44,376,800	\$225,036,800	\$694,946,463	\$6,000,350,827	19.5%
Ketchikan Gateway Borough	\$0	\$2,214,100	\$22,955,700	\$185,235,545	\$1,254,230,500	16.8%
Kodiak Island Borough	\$0	\$3,554,300	\$0	\$226,254,932	\$1,039,223,833	22.1%
Matanuska-Susitna Borough	\$0	\$13,220,900	\$944,800	\$1,156,144,939	\$7,721,803,029	15.2%
North Slope Borough	\$5,200,000	\$7,810,000	\$419,400	\$29,134,452	\$372,621,666	11.4%
Sitka (City & Borough)	\$0	\$15,811,100	\$0	\$107,319,828	\$985,073,129	12.5%
Skagway (Municipality of)	\$0	\$0	\$2,896,518	\$15,643,986	\$316,209,783	5.9%
Wrangell (City & Borough)	\$0	\$0	\$0	\$38,766,959	\$123,105,720	31.5%
Yakutat (City & Borough)	\$0	\$0	\$0	\$20,160,729	\$44,476,440	45.3%
Total Boroughs	\$1,416,952,644	\$152,454,458	\$284,601,506	\$5,671,684,693	\$60,906,364,263	12.4%

Cities	LOCALLY EXEMPTED VALUES				Local Assessed Value**	Percent of Assessed
	\$20,000 Residential *	Community Purpose*	Other Real Property*	Personal Property*		
Cordova	\$0	\$0	\$0	\$62,890,834	\$158,862,060	39.6%
Craig	\$0	\$2,560,000	\$0	\$31,180,148	\$84,688,600	39.8%
Dillingham	\$0	\$0	\$0	\$12,069,528	\$154,643,587	7.8%
Eagle	\$0	\$0	\$0	\$2,785,062	\$8,537,798	32.6%
Nenana	\$0	\$0	\$0	\$4,600,262	\$19,358,575	23.8%
Nome	\$0	\$0	\$0	\$36,867,062	\$232,964,879	15.8%
Pelican	\$0	\$0	\$0	\$3,005,993	\$10,733,349	28.0%
Petersburg	\$0	\$0	\$190,000	\$68,879,342	\$258,583,745	26.7%
Unalaska	\$0	\$0	\$90,000	\$20,610,894	\$454,055,500	4.6%
Valdez	\$22,057,032	\$7,904,972	\$0	\$62,075,588	\$247,249,958	37.2%
Whittier	\$0	\$0	\$0	\$2,118,280	\$106,007,014	2.0%
Total Cities	\$22,057,032	\$10,464,972	\$280,000	\$307,082,993	\$1,735,685,065	19.6%

Statewide	\$1,439,009,676	\$162,919,430	\$284,881,506	\$5,978,767,686	\$62,642,049,328	12.6%
------------------	------------------------	----------------------	----------------------	------------------------	-------------------------	--------------

* Exempt values are actual assessed values established by the individual Borough or City, estimates by the Office of the State Assessor or both.

** Local Assessed Value excludes any taxable value assessed for Oil & Gas properties that are assessed by the State of Alaska under AS 43.56

The exemptions noted on this table are only those allowed under AS 29.45.050. Mandatory exemptions are excluded. Other exemptions include such programs as Historical Properties, Volunteer EMS/Firefighter Exemptions, Habitat Protection, Economic Development or any other types of optional exemptions adopted.

TABLE 7
LOCAL ASSESSMENTS vs FULL VALUE

The following three tables list the municipal assessed value compared to the full value. The first, Part A, compares real property, Part B compares personal property, and Part C compares the total of real property & personal property

PART A - REAL PROPERTY - 2011

Boroughs/Unified Municipalities	Locally Assessed Value	Full Value	Ratio
Municipality of Anchorage	\$28,833,783,247	\$31,283,096,600	92.17%
Bristol Bay Borough	\$113,387,570	\$118,428,200	95.74%
Fairbanks North Star Borough	\$7,062,875,943	\$7,539,444,200	93.68%
City of Fairbanks	\$2,369,091,705	\$2,558,526,400	92.60%
City of North Pole	\$317,399,960	\$349,294,400	90.87%
Outside Cities	\$4,376,384,278	\$4,631,623,400	94.49%
Haines Borough	\$259,247,679	\$277,193,800	93.53%
City & Borough of Juneau	\$3,793,856,000	\$3,895,959,000	97.38%
Kenai Peninsula Borough	\$5,697,419,635	\$6,641,773,200	85.78%
City of Homer	\$602,304,712	\$679,304,500	88.66%
City of Kachemak	\$65,974,300	\$71,016,500	92.90%
City of Kenai	\$596,494,052	\$654,307,100	91.16%
City of Seldovia	\$35,521,300	\$37,117,300	95.70%
City of Seward	\$227,195,200	\$242,523,700	93.68%
City of Soldotna	\$461,045,871	\$507,260,500	90.89%
Outside Cities	\$3,708,884,200	\$4,450,243,600	83.34%
Ketchikan Gateway Borough	\$1,254,230,500	\$1,407,481,000	89.11%
City of Ketchikan	\$697,785,400	\$790,155,500	88.31%
City of Saxman	\$14,794,100	\$19,350,800	76.45%
Outside Cities	\$541,651,000	\$597,974,700	90.58%
Kodiak Island Borough	\$947,611,296	\$1,060,389,700	89.36%
Akhiok	\$610,300	\$951,300	64.15%
City of Kodiak	\$390,794,900	\$436,298,000	89.57%
Larsen Bay	\$5,411,500	\$6,564,700	82.43%
Port Lions	\$4,604,800	\$6,289,500	73.21%
Old Harbor	\$2,761,400	\$3,724,200	74.15%
Ouzinkie	\$11,680,100	\$13,649,600	85.57%
Outside cities	\$531,748,296	\$592,912,400	89.68%
Matanuska-Susitna Borough	\$7,650,320,577	\$7,828,893,100	97.72%
City of Houston	\$112,766,372	\$111,226,900	101.38%
City of Palmer	\$380,246,935	\$397,612,900	95.63%
City of Wasilla	\$925,621,783	\$956,288,200	96.79%
Outside Cities	\$6,231,685,487	\$6,363,765,100	97.92%
North Slope Borough	\$228,134,332	\$274,463,000	83.12%
Anaktuvak Pass	\$2,357,200	\$4,195,600	56.18%
Atkasuk	\$1,909,900	\$3,639,700	52.47%
City of Barrow	\$129,842,391	\$153,944,900	84.34%
Kaktovik	\$3,749,100	\$5,671,200	66.11%
Nuiqsut	\$2,540,900	\$4,844,000	52.45%
Point Hope	\$1,600,541	\$4,382,100	36.52%
Wainwright	\$3,010,300	\$6,307,600	47.72%
Outside Cities	\$83,124,000	\$91,477,900	90.87%
City & Borough of Sitka	\$908,043,905	\$968,113,400	93.80%
Municipality of Skagway	\$316,209,783	\$330,337,800	95.72%
City & Borough of Wrangell	\$123,105,720	\$153,882,200	80.00%
City & Borough of Yakutat	\$44,476,440	\$49,345,600	90.13%
Total Boroughs	\$57,232,702,627	\$61,828,800,800	92.57%

**TABLE 7 - PART A - REAL PROPERTY - 2011
(Continued)**

This table lists only those Cities that are located outside of boroughs and levy a property tax.

CITIES	Locally		
	Assessed Value	Full Value	Ratio
Cordova	\$158,862,060	\$207,807,700	76.45%
Craig	\$84,688,600	\$95,672,100	88.52%
Dillingham	\$115,569,857	\$117,210,800	98.60%
Eagle	\$8,537,798	\$8,987,200	95.00%
Nenana	\$14,505,075	\$18,593,900	78.01%
Nome	\$211,003,662	\$268,111,400	78.70%
Pelican	\$10,438,430	\$10,987,800	95.00%
Petersburg	\$258,583,745	\$280,970,400	92.03%
Unalaska	\$321,616,700	\$402,947,400	79.82%
Valdez	\$247,249,958	\$295,346,300	83.72%
Whittier	\$76,240,000	\$90,870,100	83.90%
Total Cities	\$1,507,295,885	\$1,797,505,100	83.85%

SUMMARY

	Locally		
	Assessed Value	Full Value	Ratio
Boroughs/Unified Municipalities	\$57,232,702,627	\$61,828,800,800	92.57%
Cities Outside Boroughs	\$1,507,295,885	\$1,797,505,100	83.85%
TOTAL	\$58,739,998,512	\$63,626,305,900	92.32%

LOCALLY ASSESSED VALUE: Actual assessed value of property taxed at the city/borough level.

FULL VALUE: The full value of real and personal property that can be taxed under state law as equalized by the Office of the State Assessor according to standards defined in Attorney General Opinion No. 18, 1962. This includes the value of all municipal assessed values plus the value of any optional exemptions.

RATIO: The relationship between the actual municipal assessed values and the Department's full value determination, expressed as a percentage. This ratio is calculated using both the municipal assessment ratio plus the addition of optionally exempted property.

Note: real property is not assessed in areas outside taxing jurisdictions. The totals in this table exclude values for unorganized areas of the state, and, exclude values for municipalities which do not levy a property tax.

TABLE 7 - PART B - PERSONAL PROPERTY - 2011

This table lists only those municipalities that levy a personal property tax.

Boroughs/Unified Municipalities	Locally Assessed Value	Full Value**	Ratio
Municipality of Anchorage	\$2,557,008,221	\$4,095,439,900	62.44%
Bristol Bay Borough	\$131,458,444	\$148,287,400	88.65%
City & Borough of Juneau	\$297,652,232	\$598,259,300	49.75%
Kenai Peninsula Borough	\$302,931,192	\$997,877,700	30.36%
City of Homer	\$38,515,823	\$162,631,600	23.68%
City of Kachemak	\$84,325	\$3,050,500	2.76%
City of Kenai	\$46,903,405	\$130,032,600	36.07%
City of Seldovia	\$7,599,461	\$10,808,200	70.31%
City of Seward	\$77,401,828	\$103,889,200	74.50%
City of Soldotna	\$34,260,289	\$149,027,800	22.99%
Outside cities	\$98,166,061	\$438,437,800	22.39%
Ketchikan Gateway Borough	\$0	\$185,235,600	0.00%
City of Ketchikan	\$47,370,800	\$147,621,700	32.09%
City of Saxman	\$0	\$4,459,900	0.00%
Outside Cities	\$0	\$33,154,000	0.00%
Kodiak Island Borough	\$91,612,537	\$317,867,400	28.82%
Akhiok	\$12,000	\$578,900	2.07%
City of Kodiak	\$57,390,089	\$231,385,900	24.80%
Larsen Bay	\$3,059,100	\$4,453,000	68.70%
Old Harbor	\$54,200	\$3,316,200	1.63%
Ouzinkie	\$120,400	\$1,448,000	8.31%
Port Lions	\$662,800	\$3,435,200	19.29%
Outside cities	\$30,313,948	\$73,250,200	41.38%
Matanuska-Susitna Borough	\$71,482,452	\$1,227,627,400	5.82%
City of Houston	\$1,392,920	\$28,060,700	4.96%
City of Palmer	\$7,603,587	\$196,621,200	3.87%
City of Wasilla	\$50,821,773	\$396,476,900	12.82%
Outside Cities	\$11,664,172	\$606,468,600	1.92%
North Slope Borough	\$144,487,334	\$173,621,800	83.22%
Anaktuvak Pass	\$0	\$813,200	0.00%
Atqasuk	\$0	\$775,300	0.00%
City of Barrow	\$43,030,740	\$49,192,500	87.47%
Kaktovik	\$354,783	\$1,195,000	29.69%
Nuiqsut	\$728,481	\$2,062,400	35.32%
Point Hope	\$0	\$2,613,300	0.00%
Wainwright	\$69,495	\$2,803,900	2.48%
Outside Cities	\$100,303,835	\$114,166,200	87.86%
City & Borough of Sitka	\$77,029,224	\$184,349,000	41.78%
Total Boroughs	\$3,673,661,636	\$7,928,565,500	46.33%

TABLE 7 - PART B - PERSONAL PROPERTY - 2011
Continued

This table lists only those municipalities that levy a personal property tax and are located outside borough boundaries

Boroughs/Unified Municipalities	Locally Assessed Value	Full Value	Ratio
Dillingham	\$39,073,730	\$51,143,200	76.40%
Nenana	\$4,853,500	\$9,453,800	51.34%
Nome	\$21,961,217	\$58,828,300	37.33%
Pelican	\$294,919	\$3,300,900	8.93%
Unalaska	\$132,438,800	\$153,049,700	86.53%
Whittier	\$29,767,014	\$31,885,300	93.36%
Total Cities	\$228,389,180	\$307,661,200	74.23%

SUMMARY

	Locally Assessed Value	Full Value	Ratio
Boroughs/Unified Municipalities	\$3,673,661,636	\$7,928,565,500	46.33%
Cities in the Unorganized Borough	\$228,389,180	\$307,661,200	74.23%
Total	\$3,902,050,816	\$8,236,226,700	47.38%

** The full value includes the value of all personal property assessed by municipalities including the value of all personal property which has been exempted by the municipality.

TABLE 7 - PART C - REAL & PERSONAL PROPERTY - 2011

Municipalities not listed in Part C do not levy a property tax

Boroughs/Unified Municipalities	Locally Assessed Value	Full Value*	Ratio
Municipality of Anchorage	\$31,390,791,468	\$35,378,536,500	88.73%
Bristol Bay Borough	\$244,846,014	\$266,715,600	91.80%
Fairbanks North Star Borough	\$7,062,875,943	\$8,949,126,200	78.92%
City of Fairbanks	\$2,369,091,705	\$3,309,622,200	71.58%
City of North Pole	\$317,399,960	\$505,383,400	62.80%
Outside Cities	\$4,376,384,278	\$5,134,120,600	85.24%
Haines Borough	\$259,247,679	\$319,608,900	81.11%
City & Borough of Juneau	\$4,091,508,232	\$4,494,218,300	91.04%
Kenai Peninsula Borough	\$6,000,350,827	\$7,639,650,900	78.54%
City of Homer	\$640,820,535	\$841,936,100	76.11%
Kachemak City	\$66,058,625	\$74,067,000	89.19%
City of Kenai	\$643,397,457	\$784,339,700	82.03%
City of Seldovia	\$43,120,761	\$47,925,500	89.97%
City of Seward	\$304,597,028	\$346,412,900	87.93%
City of Soldotna	\$495,306,160	\$656,288,300	75.47%
Outside Cities	\$3,807,050,261	\$4,888,681,400	77.87%
Ketchikan Gateway Borough	\$1,254,230,500	\$1,592,716,600	78.75%
City of Ketchikan	\$745,156,200	\$937,777,200	79.46%
City of Saxman	\$14,794,100	\$23,810,700	62.13%
Outside Cities	\$494,280,200	\$631,128,700	78.32%
Kodiak Island Borough	\$1,039,223,833	\$1,378,257,100	75.40%
Akhiook	\$622,300	\$1,530,200	40.67%
City of Kodiak	\$448,184,989	\$667,683,900	67.13%
Larsen Bay	\$8,470,600	\$11,017,700	76.88%
Old Harbor	\$4,659,000	\$9,605,700	48.50%
Ouzinkie	\$2,881,800	\$5,172,200	55.72%
Port Lions	\$12,342,900	\$17,084,800	72.24%
Outside Cities	\$562,062,244	\$666,162,600	84.37%
Matanuska-Susitna Borough	\$7,721,803,029	\$9,056,520,500	85.26%
City of Houston	\$114,159,292	\$139,287,600	81.96%
City of Palmer	\$387,850,522	\$594,234,100	65.27%
City of Wasilla	\$976,443,556	\$1,352,765,100	72.18%
Outside Cities	\$6,243,349,659	\$6,970,233,700	89.57%
North Slope Borough	\$372,621,666	\$448,084,800	83.16%
Anaktuvak Pass	\$2,357,200	\$5,008,800	47.06%
Atkasuk	\$1,909,900	\$4,415,000	43.26%
City of Barrow	\$172,873,131	\$203,137,400	85.10%
Kaktovik	\$4,103,883	\$6,866,200	59.77%
Nuiqsut	\$3,269,381	\$6,906,400	47.34%
Point Hope	\$1,600,541	\$6,995,400	22.88%
Wainwright	\$3,079,795	\$9,111,500	33.80%
Outside Cities	\$183,427,835	\$205,644,100	89.20%
City & Borough of Sitka	\$985,073,129	\$1,152,462,400	85.48%
Municipality of Skagway	\$316,209,783	\$345,981,800	91.39%
City & Borough of Wrangell	\$123,105,720	\$192,649,100	63.90%
City & Borough of Yakutat	\$44,476,440	\$69,506,300	63.99%
Total Boroughs	\$60,906,364,263	\$71,284,035,000	85.44%

TABLE 7 - PART C - REAL & PERSONAL PROPERTY - 2011
Continued

Municipalities not listed in Part C do not levy a property tax

Cities	Locally Assessed Value	Full Value**	Ratio
City of Cordova	\$158,862,060	\$270,698,500	58.69%
City of Craig	\$84,688,600	\$126,852,300	66.76%
City of Dillingham	\$154,643,587	\$168,354,000	91.86%
City of Eagle	\$8,537,798	\$11,772,300	72.52%
City of Nenana	\$19,358,575	\$28,047,700	69.02%
City of Nome	\$232,964,879	\$326,939,700	71.26%
City of Pelican	\$10,733,349	\$14,288,700	75.12%
City of Petersburg	\$258,583,745	\$349,849,700	73.91%
City of Unalaska	\$454,055,500	\$555,997,100	81.67%
City of Valdez	\$247,249,958	\$357,421,900	69.18%
City of Whittier	\$106,007,014	\$122,755,400	86.36%

SUMMARY

Cities in the Unorganized Borough	\$1,735,685,065	\$2,332,977,300	74.40%
Total Boroughs/ Municipalities	\$60,906,364,263	\$71,284,035,000	85.44%
Totals	\$62,642,049,328	\$73,617,012,300	85.09%

* This table excludes Oil & Gas properties assessed under AS 43.56

TABLE 8
FULL VALUE DETERMINATION
As of January 1, 2011

Boroughs/Unified Municipalities	AS 29.45	AS 43.56	Full Value Determination	Population	Per Capita Full Value
	Local Taxable Full Value	State Taxable Oil & Gas Full Value			
Aleutians East Borough	\$234,065,800	\$0	\$234,065,800	3,141	\$74,520
Akutan	\$47,583,900	\$0	\$47,583,900	1,027	\$46,333
Cold Bay	\$15,372,300	\$0	\$15,372,300	108	\$142,336
False Pass	\$7,073,300	\$0	\$7,073,300	35	\$202,094
King Cove	\$66,937,400	\$0	\$66,937,400	938	\$71,362
Sand Point	\$79,482,400	\$0	\$79,482,400	976	\$81,437
Outside Cities	\$17,616,500	\$0	\$17,616,500	57	\$309,061
Municipality of Anchorage	\$35,378,536,500	\$255,414,510	\$35,633,951,010	291,826	\$122,107
Bristol Bay Borough	\$266,715,600	\$0	\$266,715,600	997	\$267,518
Denali Borough	\$245,278,600	\$0	\$245,278,600	1,826	\$134,326
Anderson	\$10,178,300	\$0	\$10,178,300	246	\$41,375
Outside Cities	\$235,100,300	\$0	\$235,100,300	1,580	\$148,798
Fairbanks North Star Borough	\$8,949,126,200	\$705,617,790	\$9,654,743,990	97,581	\$98,941
City of Fairbanks	\$3,309,622,200	\$21,726,650	\$3,331,348,850	31,535	\$105,640
City of North Pole	\$505,383,400	\$0	\$505,383,400	2,117	\$238,726
Outside Cities	\$5,134,120,600	\$683,891,140	\$5,818,011,740	63,929	\$91,007
Haines Borough	\$319,608,900	\$0	\$319,608,900	2,508	\$127,436
City & Borough of Juneau	\$4,494,218,300	\$0	\$4,494,218,300	31,275	\$143,700
Kenai Peninsula Borough	\$7,639,650,900	\$698,990,810	\$8,338,641,710	55,400	\$150,517
City of Homer	\$841,936,100	\$0	\$841,936,100	5,003	\$168,286
Kachemak City	\$74,067,000	\$0	\$74,067,000	472	\$156,922
City of Kenai	\$784,339,700	\$18,577,930	\$802,917,630	7,100	\$113,087
City of Seldovia	\$47,925,500	\$0	\$47,925,500	255	\$187,943
City of Seward	\$346,412,900	\$7,155,760	\$353,568,660	2,693	\$131,292
City of Soldotna	\$656,288,300	\$0	\$656,288,300	4,163	\$157,648
Outside Cities	\$4,888,681,400	\$673,257,120	\$5,561,938,520	35,714	\$155,736
Ketchikan Gateway Borough	\$1,592,716,600	\$0	\$1,592,716,600	13,477	\$118,180
City of Ketchikan	\$937,777,200	\$0	\$937,777,200	8,050	\$116,494
City of Saxman	\$23,810,700	\$0	\$23,810,700	411	\$57,934
Outside Cities	\$631,128,700	\$0	\$631,128,700	5,016	\$125,823
Kodiak Island Borough	\$1,378,257,100	\$0	\$1,378,257,100	13,592	\$101,402
Akhiok	\$1,530,200	\$0	\$1,530,200	71	\$21,552
City of Kodiak	\$667,683,900	\$0	\$667,683,900	6,130	\$108,921
Larsen Bay	\$11,017,700	\$0	\$11,017,700	87	\$126,640
Old Harbor	\$9,605,700	\$0	\$9,605,700	218	\$44,063
Ouzinkie	\$5,172,200	\$0	\$5,172,200	161	\$32,125
Port Lions	\$17,084,800	\$0	\$17,084,800	194	\$88,066
Outside Cities	\$666,162,600	\$0	\$666,162,600	6,731	\$98,969
Lake & Peninsula Borough	\$145,181,300	\$0	\$145,181,300	1,631	\$89,014
Chignik	\$28,161,500	\$0	\$28,161,500	91	\$309,467
Egegik	\$21,257,000	\$0	\$21,257,000	109	\$195,018
Newhalen	\$35,574,700	\$0	\$35,574,700	190	\$187,235
Nondalton	\$24,374,300	\$0	\$24,374,300	164	\$148,624
Pilot Point	\$9,457,800	\$0	\$9,457,800	68	\$139,085
Port Heiden	\$6,998,000	\$0	\$6,998,000	102	\$68,608
Outside Cities	\$19,358,000	\$0	\$19,358,000	907	\$21,343

TABLE 8 - Continued
FULL VALUE DETERMINATION
As of January 1, 2011

Boroughs/Unified Municipalities	AS 29.45 Local Taxable Full Value	AS 43.56		Full Value Determination	Population	Per Capita Full Value
		State Taxable Oil & Gas Full Value				
Matanuska-Susitna Borough	\$9,056,520,500	\$7,159,770		\$9,063,680,270	88,995	\$101,845
City of Houston	\$139,287,600	\$0		\$139,287,600	1,912	\$72,849
City of Palmer	\$594,234,100	\$0		\$594,234,100	5,937	\$100,090
City of Wasilla	\$1,352,765,100	\$0		\$1,352,765,100	7,831	\$172,745
Outside Cities	\$6,970,233,700	\$7,159,770		\$6,977,393,470	73,315	\$95,170
North Slope Borough	\$448,084,800	\$16,591,768,340		\$17,039,853,140	9,430	\$1,806,983
Anaktuvak Pass	\$5,008,800	\$0		\$5,008,800	324	\$15,459
Atkasuk	\$4,415,000	\$0		\$4,415,000	233	\$18,948
City of Barrow	\$203,137,400	\$0		\$203,137,400	4,212	\$48,228
Kaktovik	\$6,866,200	\$0		\$6,866,200	239	\$28,729
Nuiqsut	\$6,906,400	\$0		\$6,906,400	402	\$17,180
Point Hope	\$6,995,400	\$0		\$6,995,400	674	\$10,379
Wainwright	\$9,111,500	\$0		\$9,111,500	556	\$16,388
Outside Cities	\$205,644,100	\$16,591,768,340		\$16,797,412,440	2,790	\$6,020,578
Northwest Arctic Borough	\$686,050,200	\$0		\$686,050,200	7,523	\$91,194
Ambler	\$4,856,500	\$0		\$4,856,500	258	\$18,824
Buckland	\$6,146,700	\$0		\$6,146,700	416	\$14,776
Deering	\$4,169,800	\$0		\$4,169,800	122	\$34,179
Kiana	\$6,526,300	\$0		\$6,526,300	361	\$18,078
Kivalina	\$3,300,900	\$0		\$3,300,900	374	\$8,826
Kobuk	\$2,923,200	\$0		\$2,923,200	151	\$19,359
Kotzebue	\$133,138,000	\$0		\$133,138,000	3,201	\$41,593
Noorvik	\$11,633,600	\$0		\$11,633,600	668	\$17,416
Selawik	\$16,085,400	\$0		\$16,085,400	829	\$19,403
Shungnak	\$4,072,500	\$0		\$4,072,500	262	\$15,544
Outside Cities	\$493,197,300	\$0		\$493,197,300	881	\$559,815
City & Borough of Sitka	\$1,152,462,400	\$0		\$1,152,462,400	8,881	\$129,767
Municipality of Skagway	\$345,981,800	\$0		\$345,981,800	968	\$357,419
City & Borough of Wrangell	\$192,649,100	\$0		\$192,649,100	2,369	\$81,321
City & Borough of Yakutat	\$69,506,300	\$0		\$69,506,300	662	\$104,994
BOROUGH SUMMARY	\$72,594,610,900	\$18,258,951,220		\$90,853,562,120	632,082	\$143,737

- Local Taxable → The full value of real & personal property that can be taxed under state law as equalized by the Office of the State Assessor according to standards defined in Attorney General Opinion No. 18, 1962.
- State Taxable Oil & Gas Property, AS 43.56 → The assessed value of oil and gas exploration, production and transportation property as determined by the Department of Revenue, Tax Division.
- Full Value Determination → The full value of property taxable under state law (AS 29.45) and oil & gas property assessed by the State Department of Revenue under AS 43.56.
- Per Capita Value → The average per capita value based upon total full value **including** oil and gas property. Populations for 2011 are from the US Census Bureau.
- Population → Population total on this page represents only those municipalities that levy a property tax.

TABLE 8 - Continued
FULL VALUE DETERMINATION
As of January 1, 2011

Cities in the Unorganized Borough	AS 29.45	AS 43.56	Full Value Determination	Population	Per Capita Full Value
	Local Taxable Full Value	State Taxable Oil & Gas Full Value			
Cordova	\$270,698,500	\$8,693,360	\$279,391,860	2,239	\$124,784
Craig	\$126,852,300	\$0	\$126,852,300	1,201	\$105,622
Dillingham	\$168,354,000	\$0	\$168,354,000	2,329	\$72,286
Eagle	\$11,772,300	\$0	\$11,772,300	86	\$136,887
Galena	\$29,974,200	\$0	\$29,974,200	470	\$63,775
Hoonah	\$72,551,200	\$0	\$72,551,200	760	\$95,462
Hydaburg	\$15,010,600	\$0	\$15,010,600	376	\$39,922
Kake	\$28,097,800	\$0	\$28,097,800	557	\$50,445
Klawock	\$51,898,400	\$0	\$51,898,400	755	\$68,740
Nenana	\$28,047,700	\$0	\$28,047,700	378	\$74,200
Nome	\$326,939,700	\$0	\$326,939,700	3,598	\$90,867
Pelican	\$14,288,700	\$0	\$14,288,700	88	\$162,372
Petersburg	\$349,849,700	\$0	\$349,849,700	2,948	\$118,674
St. Mary's	\$12,827,200	\$0	\$12,827,200	507	\$25,300
Tanana	\$9,279,000	\$0	\$9,279,000	246	\$37,720
Unalaska	\$555,997,100	\$0	\$555,997,100	4,376	\$127,056
Valdez	\$357,421,900	\$1,943,877,120	\$2,301,299,020	3,976	\$578,798
Whittier	\$122,755,400	\$1,466,760	\$124,222,160	220	\$564,646

SUMMARY

Cities in the Unorganized Borough	AS 29.45	AS 43.56	Statewide Population		710,231
	Local Taxable Full Value	State Taxable Oil & Gas Full Value	Full Value Determination	Population	Per Capita Full Value
Outside Taxing Jurisdictions	(Not Determined)	\$3,609,194,090	\$3,609,194,090		
Boros/Unified Municipalities	\$72,594,610,900	\$18,258,951,220	\$90,853,562,120	632,082	\$143,737
Cities in the Unorganized Borough	\$2,552,615,700	\$1,954,037,240	\$4,506,652,940	25,110	\$179,476
Statewide Total	\$75,147,226,600	\$23,822,182,550	\$98,969,409,150	710,231	\$139,348

Table 9

FULL VALUE DETERMINATION COMPARISONS FOR TAX YEARS 2009, 2010, 2011

This is a three year comparison of the Department's equalized full value determination figures, including locally assessed properties and state assessed oil & gas properties within cities and boroughs.

Boroughs/Unified Municipalities			% Change		% Change	
	2009	2010	2009 to 2010	2011	2010 to 2011	
Aleutians East Borough	\$156,158,100	\$238,347,700	52.63%	\$234,065,800	-1.80%	
Municipality of Anchorage	\$34,893,009,600	\$35,070,559,500	0.51%	\$35,378,536,500	0.88%	
State Assessed	\$235,854,000	\$229,005,560	-2.90%	\$255,414,510	11.53%	
Total	\$35,128,863,600	\$35,299,565,060	0.49%	\$35,633,951,010	0.95%	
Bristol Bay Borough	\$238,127,900	\$235,364,400	-1.16%	\$266,715,600	13.32%	
Denali Borough	\$230,334,500	\$230,324,500	0.00%	\$245,278,600	6.49%	
Fairbanks North Star Borough	\$8,574,759,100	\$8,923,746,800	4.07%	\$8,949,126,200	0.28%	
State Assessed	\$694,077,720	\$763,390,990	9.99%	\$705,617,790	-7.57%	
Total	\$9,268,836,820	\$9,687,137,790	4.51%	\$9,654,743,990	-0.33%	
Haines Borough	\$327,494,200	\$328,944,700	0.44%	\$319,608,900	-2.84%	
City & Borough of Juneau	\$4,335,282,900	\$4,386,519,800	1.18%	\$4,494,218,300	2.46%	
Kenai Peninsula Borough	\$7,430,606,700	\$7,273,056,100	-2.12%	\$7,639,650,900	5.04%	
State Assessed	\$703,062,980	\$713,953,900	1.55%	\$698,990,810	-2.10%	
Total	\$8,133,669,680	\$7,987,010,000	-1.80%	\$8,338,641,710	4.40%	
Ketchikan Gateway Borough	\$1,606,849,700	\$1,554,570,100	-3.25%	\$1,592,716,600	2.45%	
Kodiak Island Borough	\$1,288,364,300	\$1,309,976,000	1.68%	\$1,378,257,100	5.21%	
Lake & Peninsula Borough	\$73,323,700	\$73,321,200	0.00%	\$145,181,300	98.01%	
Matanuska-Susitna Borough	\$8,923,063,900	\$9,096,091,300	1.94%	\$9,056,520,500	-0.44%	
State Assessed	\$6,032,810	\$7,726,390	28.07%	\$7,159,770	-7.33%	
Total	\$8,929,096,710	\$9,103,817,690	1.96%	\$9,063,680,270	-0.44%	
North Slope Borough	\$350,111,400	\$404,795,900	15.62%	\$448,084,800	10.69%	
State Assessed	\$14,637,973,725	\$16,113,479,700	10.08%	\$16,591,768,340	2.97%	
Total	\$14,988,085,125	\$16,518,275,600	10.21%	\$17,039,853,140	3.16%	
Northwest Arctic Borough	\$679,086,900	\$679,045,900	-0.01%	\$686,050,200	1.03%	
State Assessed	\$0	\$0	0.00%	\$0	N/A	
Total	\$679,086,900	\$679,045,900	-0.01%	\$686,050,200	1.03%	
City & Borough of Sitka	\$1,178,401,100	\$1,194,784,900	1.39%	\$1,152,462,400	-3.54%	
Municipality of Skagway	\$330,245,100	\$342,053,200	3.58%	\$345,981,800	1.15%	
City & Borough of Wrangell	\$186,045,900	\$190,870,300	2.59%	\$192,649,100	0.93%	
City & Borough of Yakutat	\$66,929,700	\$69,662,700	4.08%	\$69,506,300	-0.22%	
Borough Totals	\$87,145,195,935	\$89,429,591,540	2.62%	\$90,853,562,120	1.59%	

TABLE 9 - continued
FULL VALUE DETERMINATION COMPARISONS FOR TAX YEARS 2009, 2010, 2011

CITIES	2009	2010	% Change		
			2009 to 2010	2010 to 2011	
Cordova	\$215,578,600	\$256,566,100	19.01%	\$270,698,500	5.51%
State Assessed	\$9,039,560	\$10,051,320	11.19%	\$8,693,360	-13.51%
Total	\$224,618,160	\$266,617,420	18.70%	\$279,391,860	4.79%
Craig	\$105,587,400	\$123,462,200	16.93%	\$126,852,300	2.75%
Dillingham	\$177,004,500	\$158,824,500	-10.27%	\$168,354,000	6.00%
Eagle	\$12,269,600	\$11,112,500	-9.43%	\$11,772,300	5.94%
Galena	\$30,397,300	\$29,614,400	-2.58%	\$29,974,200	1.21%
Hoonah	\$70,798,300	\$70,739,300	-0.08%	\$72,551,200	2.56%
Hydaburg	\$14,036,300	\$14,035,800	0.00%	\$15,010,600	6.95%
Kake	\$27,592,100	\$27,570,100	-0.08%	\$28,097,800	1.91%
Klawock	\$53,607,400	\$53,604,400	-0.01%	\$51,898,400	-3.18%
Nenana	\$26,080,800	\$29,862,800	14.50%	\$28,047,700	-6.08%
Nome	\$314,755,100	\$302,947,600	-3.75%	\$326,939,700	7.92%
Pelican	\$13,667,200	\$13,630,200	-0.27%	\$14,288,700	4.83%
Petersburg	\$362,376,900	\$344,038,100	-5.06%	\$349,849,700	1.69%
St. Mary's	\$12,933,000	\$12,916,500	-0.13%	\$12,827,200	-0.69%
Tanana	\$8,947,400	\$9,703,600	8.45%	\$9,279,000	-4.38%
Unalaska	\$498,432,000	\$512,792,700	2.88%	\$555,997,100	8.43%
Valdez	\$343,081,500	\$330,773,900	-3.59%	\$357,421,900	8.06%
State Assessed	\$1,978,647,250	\$2,151,164,860	8.72%	\$1,943,877,120	-9.64%
Total	\$2,321,728,750	\$2,481,938,760	6.90%	\$2,301,299,020	-7.28%
Whittier	\$121,680,500	\$122,091,200	0.34%	\$122,755,400	0.54%
State Assessed	\$1,524,420	\$1,694,250	11.14%	\$1,466,760	-13.43%
Total	\$123,204,920	\$123,785,450	0.47%	\$124,222,160	0.35%
<hr/>					
			% Change		% Change
(Oil & Gas Property)			'09 to '10		'10 to '11
Outside Taxing Jurisdictions	\$3,813,191,410	\$4,045,639,550	6.10%	\$3,609,194,090	-10.79%
Boroughs/Unified	\$87,145,195,935	\$89,429,591,540	2.62%	\$90,853,562,120	1.59%
Municipalities					
Cities in the	\$4,398,037,130	\$4,587,196,330	4.30%	\$4,506,652,940	-1.76%
Unorganized Borough					
Totals	\$95,356,424,475	\$98,062,427,420	2.84%	\$98,969,409,150	0.92%

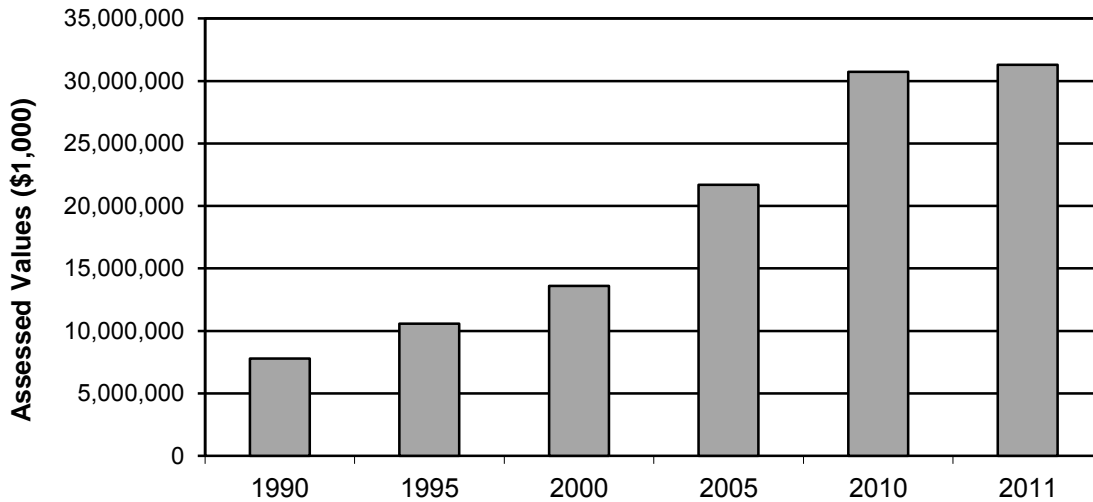
Table 10

Real Property Full Values

These graphs show the pattern of growth of real property full value for municipalities over the past 21 years. Oil and gas values are not included.

In general these graphs reflect the increase in real property throughout Alaska. In almost all municipalities, there is shown a steady growth of real property values since the fall of values that occurred in the late 1980's. Our data does not reveal the percentage of growth that is attributable to new construction and what may be value recovery. For example, Anchorage and Mat-Su have seen millions of dollars of new construction occur in the last several years which has helped increase the real property values from the "pre-bust" era of the mid 1980's. Statewide, current values appear to be stabilizing with 2010, with little to no change in values.

**Real Property Full Values 1990-2011
Municipality of Anchorage- Population Over 250,000**



**Real Property Full Values 1990-2011
Boroughs with Populations of 20,000 or more**

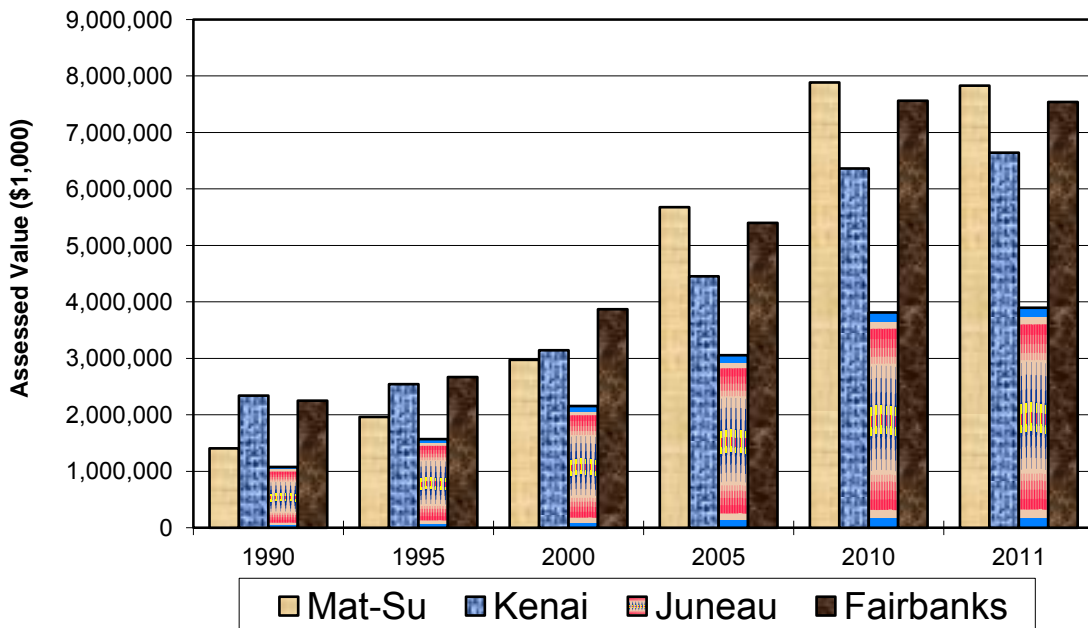


Table 10
(Continued)

Real Property Full Values 1990-2011
Boroughs with Populations of less than 20,000

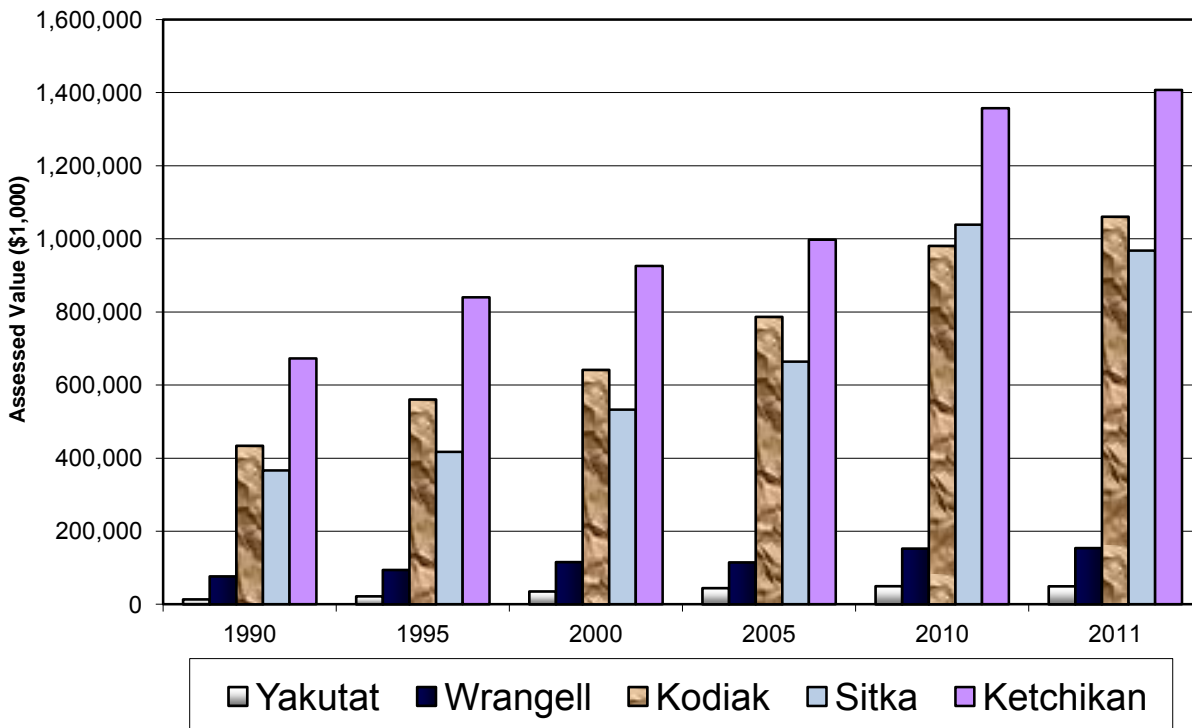
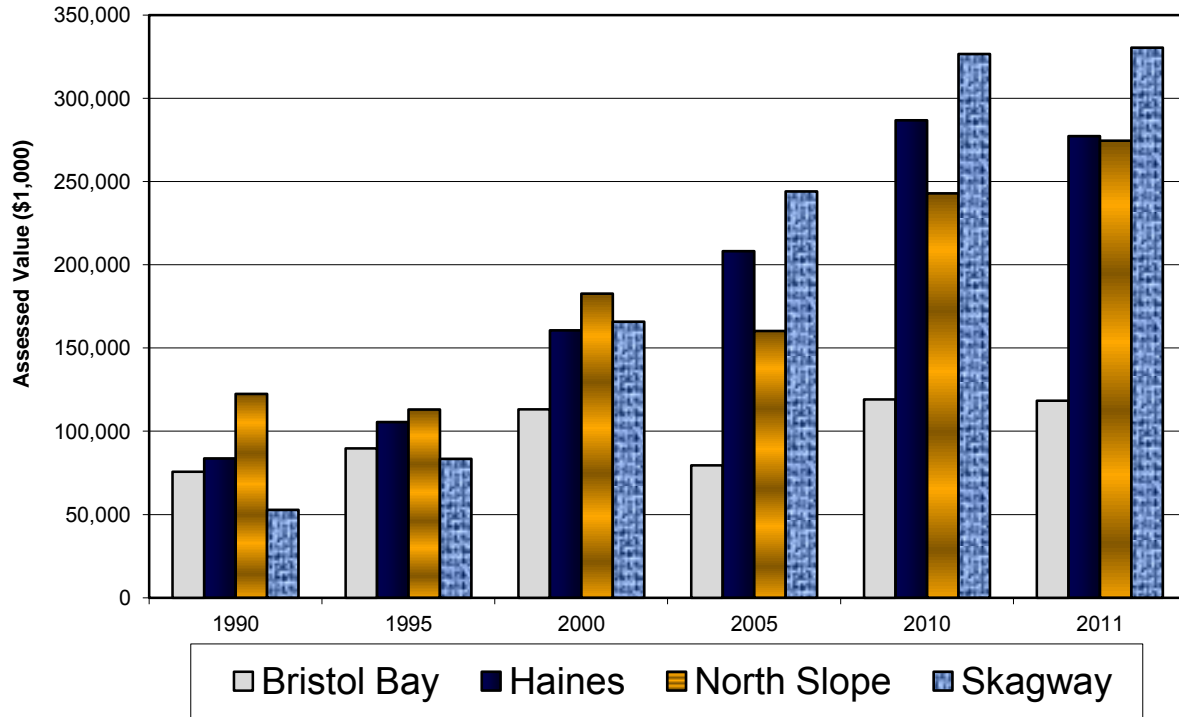


Table 10
(Continued)

Real Property Values 1990-2011 - Cities Outside Organized Boroughs

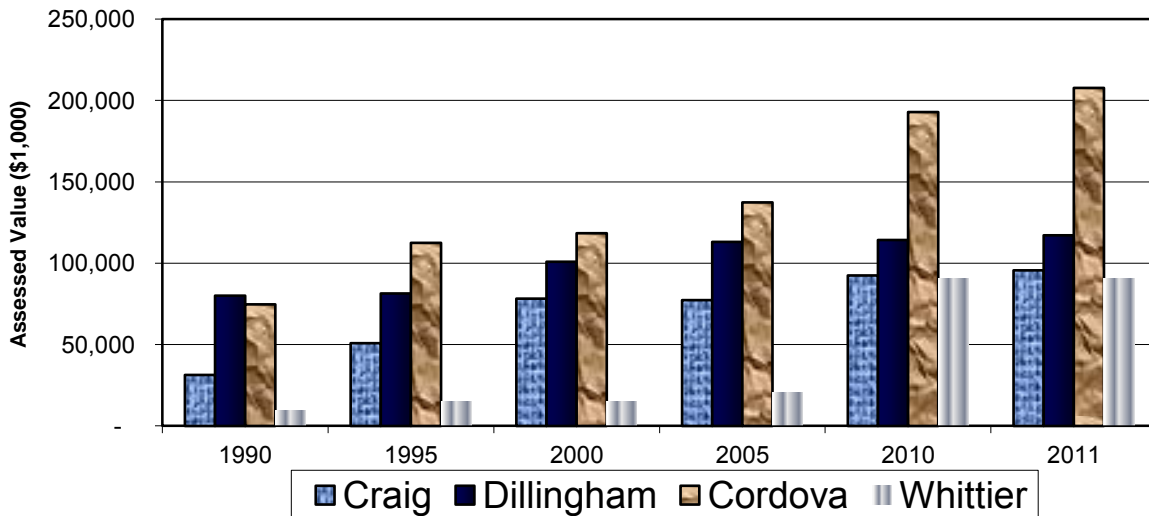
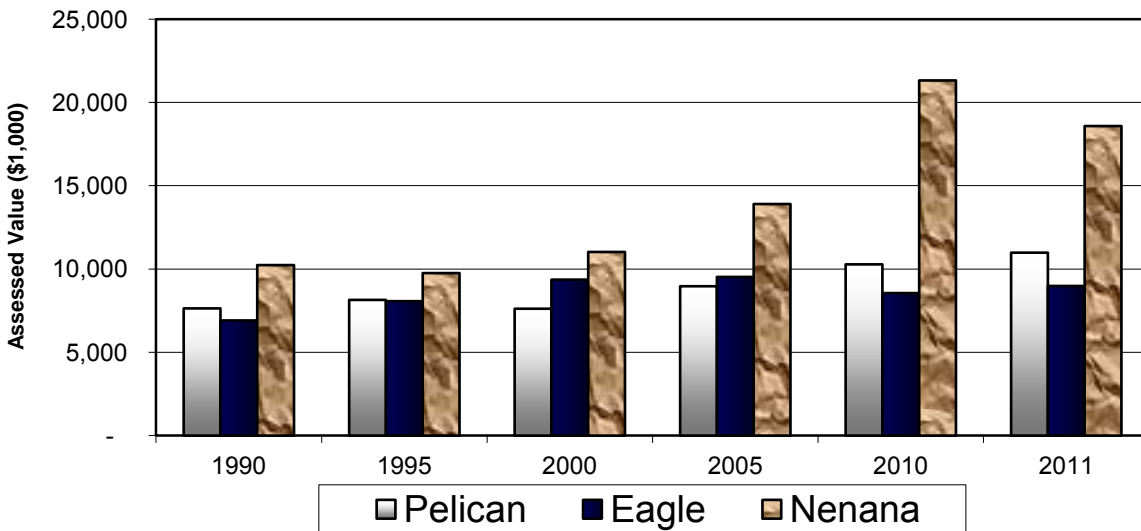
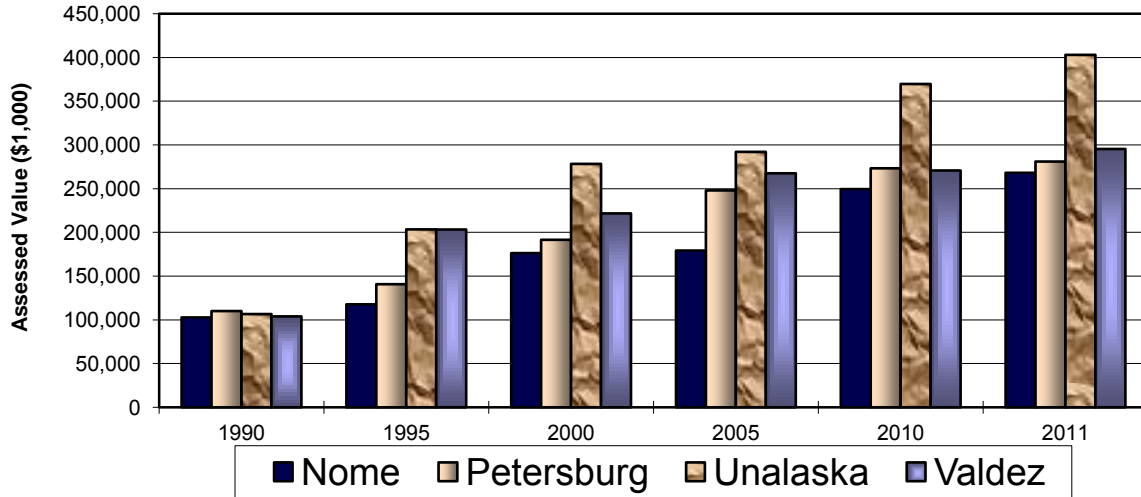


TABLE 11

This table summarizes the State's full and true value figures for the past ten years. The table shows annual percentage changes for municipal full values and state assessed properties.

FULL VALUE DETERMINATION SUMMARY**TEN YEAR HISTORY****2001 - 2011**

January 1 Year	Municipal Full Value	Percentage Change	State Assessed Value	Percentage Change	Total Full Value	Percentage Change
2001	\$ 39,970,860,700	6.84%	\$ 13,258,682,440	-0.39%	\$ 53,229,543,140	4.94%
2002	\$ 41,725,315,500	4.39%	\$ 13,521,258,640	1.98%	\$ 55,246,574,140	3.79%
2003	\$ 44,918,227,839	7.65%	\$ 13,442,617,020	-0.58%	\$ 58,360,844,859	5.64%
2004	\$ 48,171,839,839	7.24%	\$ 13,299,140,690	-1.07%	\$ 61,470,980,529	5.33%
2005	\$ 53,265,534,577	10.57%	\$ 13,043,228,988	-1.92%	\$ 66,308,763,565	7.87%
2006	\$ 60,754,709,886	14.06%	\$ 14,389,898,170	10.32%	\$ 75,144,608,056	13.33%
2007	\$ 68,668,483,000	13.03%	\$ 15,615,272,102	8.52%	\$ 84,283,755,102	12.16%
2008	\$ 72,267,257,700	5.24%	\$ 17,924,388,282	14.79%	\$ 90,191,645,982	7.01%
2009	\$ 73,277,020,600	1.40%	\$ 22,082,066,705	23.20%	\$ 95,359,087,305	5.73%
2010	\$ 74,026,320,900	1.02%	\$ 24,036,106,520	8.85%	\$ 98,062,427,420	2.83%
2011	\$ 75,147,226,600	1.51%	\$ 23,822,182,550	-0.89%	\$ 98,969,409,150	0.92%

Municipal Full Value	The full and true value of all property taxable under state law (AS 29.45). Includes property exempted by local option.
State Assessed Full Value	The value of oil & gas exploration, production and transportation property as determined by the Dept. of Revenue (AS 43.56).
Total Full Value	The full and true value of all property taxable under Alaska Statutes 29.45 and 43.56, as determined by the Department under standards defined in Attorney General Opinion No. 18, 1962.

TABLE 12
REAL PROPERTY ASSESSMENT STAFF STATISTICS - 2011

The following table describes local municipal office statistics. The total number of parcels are real property parcels identified by each municipality's certified assessment roll. The number of appraisers are real property appraisers, including the assessor. The assessment budget is based on the total budget for the assessing department, including personal property appraisers, assessment support staff, cartographers (if any) and employee benefits.

Those municipalities which do not have assessment personnel on staff and use contract assessors are presented in Table 13.

Municipality	# Real Property		Est. Sq. Mi. Within Jurisdiction	2011 Assessment Budget	Avg. No.		Date Assmnt. Notices Mailed	Board of Equalization Mtg. Date	Date Tax Bills Due *See Note*
	Appraisers Including Assessor	Total # Real Prop. Parcels			Parcels Per Appraiser Per Cycle Year	Assessment Cycle			
Anchorage	28	96,181	1,940	\$5,909,460	573	6-Year Cycle	15-Jan	20-Mar	15-Jun
Fairbanks	14	45,441	7,430	\$2,783,000	811	4-Year Cycle	28-Jan	15-Apr	1-Sep
Haines	1	2,574	2,730	\$274,800	644	4-Year Cycle	25-Mar	9-May	1-Sep
Juneau	5	12,281	3,248	\$726,900	491	5-Year Cycle	11-Apr	3-Jun	1-Jul
Kenai	10	64,395	21,330	\$2,762,025	1,073	5 -Year Cycle	1-Mar	23-May	15-Sep
Ketchikan	4	6,904	6,262	\$701,867	432	4-Year Cycle	20-Jan	21-Mar	30-Sep
Kodiak	3	5,715	12,150	\$613,038	635	3-Year Cycle	28-Feb	2-May	15-Aug
Mat-Su	13	75,321	25,260	\$2,604,029	1,931	3-Year Cycle	28-Feb	13-Apr	15-Aug
Sitka	1	3,531	4,530	\$232,952	1,177	4-Year Cycle	14-Mar	2-May	31-Aug

Note 1st Half Taxes Due This Date

TABLE 12A
Personal Property Filing Due Dates

	F F & E	Vehicles	Boats	Inventory	Aircraft	
Anchorage	20-Apr	N/A	EX	20-Apr	FF	Mobile homes-January 15
Bristol Bay	15-Jan	15-Jan	15-Jan	15-Jan	15-Jan	Non-business filing deadline Feb. 15
Dillingham	1-Feb	EX	1-Feb	1-Feb	1-Feb	
Juneau	31-Jan	31-Jan	EX	EX	31-Jan	
Kenai	15-Feb	N/A	15-Feb	EX	15-Feb	
Ketchikan	15-Dec	N/A	FF	EX	15-Dec	
Kodiak	15-Jan	N/A	N/A	EX	15-Jan	
Mat-Su	15-Mar	N/A	EX	15-Mar	FF	
Nenana	15-Apr	N/A	15-Apr	15-Apr	15-Apr	
Nome	1-Feb	N/A	1-Feb	1-Feb	EX	
North Slope	1-Feb	1-Feb	1-Feb	1-Feb	1-Feb	
Pelican	15-Mar	EX	FF	15-Mar	EX	Non-business filing deadline Feb. 28
Sitka	15-Feb	EX	FF	EX	15-Feb	
Unalaska	1-Mar	EX	EX	1-Mar	1-Mar	
Whittier	15-Feb	N/A	15-Feb	EX	EX	

FF = Flat Fee

**TABLE 13
2011 CONTRACT ASSESSMENT COSTS**

These costs are strictly for services provided by the assessment contractor. Municipal staff time has not been included.

MUNICIPALITY	CONTRACTOR	CONTRACT AMOUNT	# REAL PROP. PARCELS	PER PARCEL AMOUNT	SCOPE OF WORK	NOTICES MAILED	BOE MTG DATE	PROPERTY TAX DUE DATE
BRISTOL BAY	Appraisal Company of Alaska	\$22,000	949	\$23.18	Update (Real & Personal)	15-Mar	28-Apr	31-Aug
CORDOVA	Appraisal Company of Alaska	\$15,000	1,773	\$8.46	Reappraisal (Real)	11-Mar	18-Apr	31-Aug
CRAIG	Horan & Company	\$20,700	593	\$34.91	Update (Real)	29-Mar	5-May	31-Dec
DILLINGHAM	Appraisal Company of Alaska	\$22,000	832	\$26.44	Reappraisal (Real)	15-Mar	12-May	1-Dec
NENANA	Appraisal Company of Alaska	\$7,500	922	\$8.13	Reappraisal (Real)	1-Mar	16-May	31-Aug
NOME	Appraisal Company of Alaska	\$18,000	1,516	\$11.87	Update (Real)	1-Apr	4-May	15-Jul
NORTH SLOPE BOROUGH	Appraisal Company of Alaska	\$235,000	5,361	\$43.84	Reappraisal	28-Feb	5-Apr	30-Jun
PELICAN	Canary & Associates	\$8,000	128	\$62.50	Update (Real)	6-May	20-Jun	15-Oct
PETERSBURG	Appraisal Company of Alaska	\$45,000	2,055	\$21.90	Reappraisal (Real)	1-Apr	16-May	30-Sep
MUNICIPALITY OF SKAGWAY	Horan & Company	\$14,000	773	\$18.11	Reappraisal	11-Apr	27-May	31-Aug
UNALASKA	Appraisal Company of Alaska	\$38,100	604	\$63.08	Reappraisal (Real)	31-Mar	10-May	22-Aug
VALDEZ	Appraisal Company of Alaska	\$56,000	2,497	\$22.43	Reappraisal (Real)	28-Feb	2-May	15-Aug
WHITTIER	Appraisal Company of Alaska	\$0	561	\$0.00	Update (Real & Personal)	10-Jun	14-Jul	31-Oct
CITY & BOROUGH OF WRANGELL	Appraisal Company of Alaska	\$30,000	1,965	\$15.27	Reappraisal (Real)	20-Mar	23-May	15-Aug
YAKUTAT	Appraisal Company of Alaska	\$12,000	475	\$25.26	Update (Real)	28-Feb	21-Apr	1-Jul



Part 4



Special Tax Programs

(This page intentionally left blank)

TABLE 14 (A)

**SENIOR CITIZEN AND DISABLED VETERAN
PROPERTY TAX EXEMPTION HISTORY
AS 29.45.030(e) - (i)**

State law exempts real property owned and occupied as a permanent home by a resident, 65 years of age or older, or, by a disabled veteran with a 50% or greater service-connected disability. The exemption applies to the first \$150,000 of assessed valuation. Applicants must apply directly to their municipality. In 2002 legislation was passed which would allow municipalities to set its filing deadline. It also allows for a "one time filing" for the program. Program costs have exceeded funding levels from the state since 1986 resulting in prorating payments to eligible municipalities. The Alaska Legislature has not funded the reimbursement for the program since FY 1997, Tax Year 1996.

Ten Year Performance Summary

Tax Year	No. of Applications Approved	Total Exempt Assessed Value	Annual Value Percent Change	Total Exempt Taxes	Annual Tax Percent Change	Average Exempt Value \$\$ Per Appl.	Average Exempt Tax \$\$ Per Appl.
2002	18,435	\$2,115,394,523	8.92%	\$32,515,100	4.63%	\$114,749	\$1,764
2003	19,275	\$2,295,225,136	8.50%	\$34,663,161	6.61%	\$119,078	\$1,798
2004	20,057	\$2,453,661,658	6.90%	\$37,037,282	6.85%	\$122,334	\$1,847
2005	21,044	\$2,659,378,429	8.38%	\$39,849,375	7.59%	\$126,372	\$1,894
2006	22,261	\$2,847,327,700	7.07%	\$40,287,597	1.10%	\$127,907	\$1,810
2007	22,914	\$3,079,969,398	8.17%	\$40,882,527	1.48%	\$134,414	\$1,784
2008	24,075	\$3,333,605,316	8.24%	\$43,851,993	7.26%	\$138,468	\$1,821
2009	25,708	\$3,483,073,314	4.48%	\$47,584,410	8.51%	\$135,486	\$1,851
2010	27,049	\$3,662,979,523	5.17%	\$49,749,270	4.55%	\$135,420	\$1,839
2011	28,525	\$3,885,771,533	6.08%	\$53,315,762	7.17%	\$136,223	\$1,869

Note: The numbers reflect the total number of applicants and associated values and taxes for both senior citizens and disabled veterans participating in the exemption program.

TABLE 14 (B)

SENIOR CITIZEN AND DISABLED VETERAN PROPERTY TAX EXEMPTION

**Program Summary
FY 12 / Tax Year 2011**

Municipality	Number of Applicants Approved	Total Assessed Value Exempt	% Value Inc./Dec. Frm Last Yr	Total Tax Amount Exempt	% Tax Inc./Dec. Frm Last Yr	Average Value Per Appl	Average Tax Per Appl
Municipality of Anchorage	11,904	\$1,711,452,597	6.16%	26,044,862	7.47%	\$143,771	\$2,188
Bristol Bay Borough	24	\$2,716,800	-6.83%	33,034	-12.86%	\$113,200	\$1,376
Fairbanks North Star Borough	3,969	\$530,122,411	6.92%	\$8,465,514	6.99%	\$133,566	\$2,133
Haines Borough	203	\$25,182,926	6.82%	\$269,619	6.53%	\$124,054	\$1,328
City & Borough of Juneau	1,430	\$199,604,700	4.21%	\$2,103,014	4.52%	\$139,584	\$1,471
Kenai Peninsula Borough	3,532	\$465,013,500	6.37%	\$4,174,276	6.60%	\$131,657	\$1,182
Ketchikan Gateway Borough	773	\$100,704,800	5.43%	\$1,048,826	5.33%	\$130,278	\$1,357
Kodiak Island Borough	452	\$59,049,300	8.04%	\$770,509	10.04%	\$130,640	\$1,705
Matanuska-Susitna Borough	4,661	\$598,792,769	5.26%	\$8,480,927	7.00%	\$128,469	\$1,820
North Slope Borough	110	\$8,893,100	13.87%	\$164,522	13.87%	\$80,846	\$1,496
City & Borough of Sitka	488	\$69,000,750	2.46%	\$414,005	2.46%	\$141,395	\$848
Municipality of Skagway	53	\$7,536,875	-8.28%	\$68,740	28.89%	\$142,205	\$1,297
City & Borough of Wrangell	198	\$22,530,290	1.36%	\$283,614	1.47%	\$113,789	\$1,432
City & Borough of Yakutat	39	\$3,804,570	22.27%	\$38,046	22.27%	\$97,553	\$976
Cordova	107	\$13,685,900	11.03%	\$128,858	-23.34%	\$127,906	\$1,204
Craig	38	\$4,072,100	9.85%	\$24,433	9.85%	\$107,161	\$643
Dillingham	64	\$8,007,600	29.31%	\$104,099	29.31%	\$125,119	\$1,627
Nenana	28	\$1,599,050	6.63%	\$19,188	6.63%	\$57,109	\$685
Nome	98	\$11,382,507	7.54%	\$113,825	53.62%	\$116,148	\$1,161
Pelican	6	\$523,167	1.90%	\$3,062	-14.79%	\$87,195	\$510
Petersburg	192	\$26,207,565	8.10%	\$288,017	15.91%	\$136,498	\$1,500
Unalaska	20	\$2,032,020	50.34%	\$21,336	50.34%	\$101,601	\$1,067
Valdez	122	\$12,960,236	21.13%	\$248,956	16.34%	\$106,231	\$2,041
Whittier	14	\$896,000	-5.59%	\$4,480	-5.58%	\$64,000	\$320
Totals	28,525	\$3,885,771,533	6.08%	\$53,315,762	7.17%	\$136,223	\$1,869

TABLE 15 (A)

**SENIOR CITIZEN AND DISABLED VETERAN
PROPERTY TAX EQUIVALENCY PROGRAM HISTORY
(Renters Rebate Program - AS 29.45.040)**

The Renters Rebate program was created in 1976 as a companion program to the property tax exemption program. The program rebates, to eligible applicants, that portion of their yearly rent on their permanent residence that goes towards the payment of real property taxes. Senior Citizen applicants must be 65 years of age prior to January 1 of the year for which they apply, and Disabled Veterans must be rated with a 50% or greater service connected disability. Applicants apply directly to the Department and payments are issued to each eligible applicant. Program costs have exceeded funding levels since 1992, resulting in prorating payments to eligible applicants. FY2000, program year 1999, was the first year the legislature did not fund the program at all. The program still exists in the statutes; however, the legislature has not funded the program since FY2000.

Program History 1990- Present

FISCAL YEAR	NO. OF APPLICATIONS APPROVED	TOTAL FUNDING AMOUNT	AVERAGE PAYMENT PER APPLICANT
1990	873	\$645,600	\$740
1991	970	\$745,605	\$769
1992	1,032	\$820,000	\$795
1993	1,207	\$820,000	\$679
1994	1,233	\$448,234	\$364
1995	1,048	\$336,200	\$321
1996	1,092	\$336,200	\$308
1997	1,111	\$300,000	\$270
1998	1,094	\$300,000	\$274
1999	1,111	\$300,000	\$270
2000-2011	-0-	-0-	-0-

TABLE 15 (B)

**SENIOR CITIZEN AND DISABLED VETERAN
PROPERTY TAX EQUIVALENCY PROGRAM
(Renters Rebate Program)**

**Six (6) Year Average Annual Program Summary - 1993- 1998)
(Representing the last six years the program was funded)**

Tax Jurisdiction	Average Annual Number Seniors Filing	Average Annual Number Veterans Filing	Average Annual Total Applicants Filing	Municipal Average Eligible Rebate	Municipal Average Prorated Rebate	Individual Average Eligible Rebate	Individual Average Prorated Rebate
Anchorage, Municipality of	562.8	87.3	650.2	\$728,663	\$184,098	\$1,121	\$283
Bristol Bay Borough	1.0	0.0	1.0	\$683	\$172	\$683	\$172
Cordova	2.0	0.0	2.0	\$1,292	\$241	\$646	\$121
Craig	0.2	0.0	0.2	\$13	\$4	\$0	\$0
Fairbanks North Star Borough	4.4	2.2	6.6	\$5,627	\$1,557	\$853	\$236
Fairbanks	101.5	15.8	117.3	\$134,892	\$35,285	\$1,150	\$301
North Pole	1.3	3.8	5.2	\$6,622	\$1,788	\$1,282	\$346
Haines Borough	8.8	0.0	8.8	\$5,401	\$1,300	\$611	\$147
Juneau, City & Borough	94.0	4.7	98.7	\$86,911	\$22,235	\$881	\$225
Kenai Peninsula Borough	9.2	0.5	9.7	\$5,610	\$1,094	\$580	\$113
Homer	12.8	1.2	14.0	\$10,521	\$2,969	\$752	\$212
Kenai	15.3	0.3	15.7	\$8,447	\$2,314	\$539	\$148
Seward	6.2	0.0	6.2	\$4,003	\$1,029	\$649	\$167
Soldotna	48.7	0.7	49.3	\$29,289	\$7,328	\$594	\$149
Ketchikan Gateway Borough	21.8	1.2	23.0	\$20,421	\$5,685	\$888	\$247
Kodiak Island Borough	32.3	0.7	33.0	\$17,093	\$4,019	\$518	\$122
Matanuska-Susitna Borough	1.0	0.7	1.7	\$1,569	\$393	\$941	\$236
Palmer	10.3	3.5	13.8	\$11,385	\$3,244	\$823	\$234
Wasilla	27.2	7.0	34.2	\$30,274	\$7,555	\$886	\$221
Nenana	1.8	0.0	1.8	\$906	\$223	\$494	\$122
Nome	0.2	0.2	0.3	\$434	\$116	\$1,301	\$348
Pelican	0.8	0.0	0.8	\$116	\$36	\$139	\$43
Petersburg	2.3	0.2	2.5	\$1,158	\$311	\$463	\$124
Sitka, City & Borough	10.2	0.5	10.7	\$3,217	\$837	\$302	\$78
Skagway, Municipality of	0.8	0.0	0.8	\$204	\$62	\$244	\$75
Wrangell, City & Borough	9.7	0.2	9.8	\$4,732	\$1,241	\$481	\$126
Total - Six Year Average	986.7	130.5	1117.3	\$1,119,485	\$285,132	\$1,002	\$255

This table averages the last six (6) years of data for the renters rebate program. Some municipalities, such as Nome, Skagway and Craig have not always had individuals in the program, consequently their average number of applicants are less than one per year, for the last six years time frame.

TABLE 16

**SENIOR CITIZEN SPECIAL ASSESSMENT
DEFERMENT PROGRAM**

This program was repealed as of January 1, 1987, however, those individuals in the program at that time, will remain until such time as the deferment is repaid to the State.

The law provided for deferred payment of special assessments levied by municipalities to install sewer and/or water systems to homes of eligible applicants. Property owned and occupied by permanent residents of the state, 65 years of age or older, was eligible for the program.

The State reimbursed municipalities for revenue lost in operation of this program. The reimbursement satisfied municipal liens and a lien in favor of the State was recorded. The lien is due and payable when the property is sold or transferred, except to a spouse, widow, widower (60 years of age), or minor heir. Qualification must be verified each year.

Municipality	Total No. Of Liens Outstanding	Total Lien Dollar Amount Outstanding
Anchorage	2	\$18,785
Fairbanks North Star Borough	2	\$5,526
City & Borough of Juneau	3	\$1,609
Statewide Totals	7	\$25,920

Total 2011 Liens released and dollars returned to the State of Alaska

No. of Liens Released	Dollars Returned to the State of Alaska in 2011
0	\$0

TABLE 17 (A)

FARM USE LAND ASSESSMENT PROGRAM AS 29.45.060

The farm use land assessment deferment program requires the assessor to assess "land in a farm unit" different from its highest and best (most profitable) use. Land contained in a farm unit is assessed based on farm use value and shall not be assessed as though subdivided or used for non-farm use purposes. If the land is converted to a use incompatible to farming, the owner must pay the deferred tax (along with 8% interest) for the preceding seven (7) years. The State did reimburse revenues lost to municipalities due to the implementation of this program, however, the program has not been funded by the legislature since 1986.

Ten Year Summary of Program Performance

Tax Year	Number of Applicants	Number of Acres	Full & True Value	Total Farm Value	Total Deferred Value	Average Farm Value Per Acre	Total Deferred Taxes
2002	114	22,679	\$52,320,908	\$26,379,711	\$25,941,197	\$1,163	\$397,233
2003	122	24,180	\$56,237,182	\$28,283,979	\$27,953,203	\$1,170	\$528,585
2004	125	23,822	\$57,794,664	\$28,554,932	\$29,239,732	\$1,199	\$541,946
2005	*	23,149	\$84,659,181	\$47,216,914	\$37,442,267	\$2,040	\$663,114
2006	*	22,615	\$95,517,233	\$54,534,261	\$40,982,972	\$2,411	\$693,116
2007	*	25,030	\$115,190,518	\$67,695,745	\$47,494,773	\$2,705	\$875,760
2008	*	24,697	\$122,339,193	\$72,995,400	\$49,343,793	\$2,956	\$1,002,567
2009	*	24,734	\$130,459,480	\$74,484,079	\$55,975,401	\$3,011	\$1,025,697
2010 **	*	23,061	\$121,345,878	\$26,693,454	\$94,652,424	\$1,158	\$962,309
2011	*	21,576	\$97,855,043	\$26,325,347	\$71,529,696	\$1,220	\$955,582

* Prior to 2005, the Matanuska-Susitna Borough reported the number of applicants; beginning in 2005 the Borough reported the number of parcels instead. Therefore, the total number of applicants is not reported for years 2005 and forward.

** It was noted in 2010 that the Matanuska-Susitna Borough had been reporting the amount deferred rather than the farm value in previous years. This correction resulted in a significant change in the amounts reported for 2010.

**TABLE 17 (B)
FARM USE LAND
ASSESSMENT PROGRAM**

AS 29.45.060

**2011 FARM USE ASSESSMENT PROGRAM
MUNICIPAL SUMMARY BREAKDOWN**

Municipality	Number of Applicants	Number of Acres	Full & True Value	Farm Value	Value Deferred	Deferred Tax	Average Farm Value Per Acre
Anchorage	1	2.60	\$1,200,300	\$564,141	\$636,159	\$8,733	N/A
Fairbanks	52	5,830.00	\$17,750,143	\$9,914,449	\$7,835,694	\$117,302	\$1,701
Juneau	1	21.27	\$1,861,800	\$926,500	\$935,300	\$9,738	\$43,559
Kenai	13	1,300.10	\$5,970,700	\$787,000	\$788,800	\$51,540	\$3,986
Kodiak	2	159.89	\$660,300	\$121,500	\$538,800	\$5,792	\$760
**Matanuska-Susitna	311	14,262.53	\$70,411,800	\$14,011,757	\$56,400,043	\$762,477	\$982
*Totals	69	21,576.39	\$97,855,043	\$26,325,347	\$67,134,796	\$955,582	\$1,424

* The total number of applicants does not include the Matanuska-Susitna Borough.

** Prior to 2005, the Matanuska-Susitna Borough reported the number of applicants; beginning in 2005 the Borough reported the number of parcels instead. The number 311 does not represent the number of applicants, but the number of parcels.

(This page intentionally left blank)



Part 5



**General Obligation
Bonded Indebtedness**

(This page intentionally left blank)

TABLE 18**POPULATION AND G.O. BONDED DEBT TEN YEAR HISTORY****2002 - 2011**

Per capita valuation and per capita general obligation bonded debt are reported in Tables 18 and 19. All municipalities are included except second class cities without debt or for which no valuation data is available. Population data was taken from the 2010 Census.

Year	Municipal Debt	State of Alaska Debt	Total Statewide Debt	Statewide Population	Per Capita G.O. Debt
2002	\$1,980,855,324	\$0	\$1,980,855,324	634,892	\$3,120
2003	\$1,932,585,597	\$461,935,000	\$2,394,520,597	643,786	\$3,719
2004	\$2,106,932,942	\$461,935,000	\$2,568,867,942	648,243	\$3,963
2005	\$2,345,828,555	\$438,370,000	\$2,784,198,555	655,435	\$4,248
2006	\$2,356,822,952	\$414,450,000	\$2,771,272,952	663,661	\$4,176
2007	\$2,400,512,003	\$389,505,000	\$2,790,017,003	670,053	\$4,164
2008	\$2,392,402,172	\$364,100,000	\$2,756,502,172	676,987	\$4,072
2009	\$2,398,381,518	\$502,548,000	\$2,901,226,518	679,720	\$4,268
2010	\$2,492,647,868	\$475,700,000	\$2,968,347,868	692,314	\$4,268
2011	\$2,499,858,362	\$643,770,000	\$3,143,628,362	710,231	\$4,426

**TABLE 19
POPULATION, VALUATION AND G.O. BONDED DEBT**

Municipality	2011 Population	'11 Full Value Determination	'11 Per Capita Full Value	'11 Municipal G.O. Debt	'11 Per Capita Debt
Boroughs					
Aleutians East Borough	3,141	\$234,065,800	\$74,520	\$29,040,000	\$9,245
Municipality of Anchorage	291,826	\$35,633,951,010	\$122,107	\$1,193,555,000	\$4,090
Fairbanks North Star Borough	97,581	\$9,654,743,990	\$98,941	\$127,260,000	\$1,304
City of Fairbanks	31,535	\$3,331,348,850	\$105,640	\$4,955,000	\$157
City of North Pole	2,117	\$505,383,400	\$238,726	\$1,070,000	\$505
Haines Borough	2,508	\$319,608,900	\$127,436	\$14,569,096	\$5,809
City & Borough of Juneau	31,275	\$4,494,218,300	\$143,700	\$148,301,000	\$4,742
Kenai Peninsula Borough	55,400	\$8,338,641,710	\$150,517	\$92,860,000	\$1,676
City of Kenai	7,100	\$802,917,630	\$113,087	\$1,925,000	\$271
City of Seward	2,693	\$353,568,660	\$131,292	\$1,700,000	\$631
City of Soldotna	4,163	\$656,288,300	\$157,648	\$2,500,000	\$601
Ketchikan Gateway Borough	13,477	\$1,592,716,600	\$118,180	\$44,525,000	\$3,304
City of Ketchikan	8,050	\$937,777,200	\$116,494	\$12,875,000	\$1,599
Kodiak Island Borough	13,592	\$1,378,257,100	\$101,402	\$34,820,000	\$2,562
City of Kodiak	6,130	\$667,683,900	\$108,921	\$8,000,000	\$1,305
Lake & Peninsula Borough	1,631	\$145,181,300	\$89,014	\$4,685,000	\$2,872
Matanuska-Susitna Borough	88,995	\$9,063,680,270	\$101,845	\$191,460,000	\$2,151
City of Palmer	5,937	\$594,234,100	\$100,090	\$1,665,000	\$280
City of Wasilla	7,831	\$1,352,765,100	\$172,745	\$2,805,000	\$358
North Slope Borough	9,430	\$17,039,853,140	\$1,806,983	\$408,904,655	\$43,362
Northwest Arctic Borough	7,523	\$686,050,200	\$91,194	\$57,430,000	\$7,634
City & Borough of Sitka	8,881	\$1,152,462,400	\$129,767	\$36,300,000	\$4,087
Municipality of Skagway	968	\$345,981,800	\$357,419	\$5,926,068	\$6,122
City & Borough of Wrangell	2,369	\$192,649,100	\$81,321	\$2,784,000	\$1,175
Cities					
City of Adak	326	\$0	\$0	\$1,180,000	\$3,620
City of Cordova	2,239	\$279,391,860	\$124,784	\$18,270,000	\$8,160
City of Craig	1,201	\$126,852,300	\$105,622	\$450,000	\$375
City of Dillingham	2,329	\$168,354,000	\$72,286	\$13,620,000	\$5,848
City of Hoonah	760	\$72,551,200	\$95,462	\$536,597	\$706
City of Klawock	755	\$51,898,400	\$68,740	\$16,054	\$21
City of Nome	3,598	\$326,939,700	\$90,867	\$5,387,206	\$1,497
City of Petersburg	2,948	\$349,849,700	\$118,674	\$14,905,002	\$5,056
City of Unalaska	4,376	\$555,997,100	\$127,056	\$11,788,683	\$2,694
City of Valdez	3,976	\$2,301,299,020	\$578,798	\$3,790,000	\$953

STATEWIDE SUMMARY

	Population	Full Value	Per Capita Full Value**	Total State G.O. Debt	Per Capita G.O. Debt
Municipal Totals (with debt)	651,105	\$94,505,194,900	\$145,146	\$2,499,858,362	\$3,839
State of Alaska G.O. Debt				\$643,770,000	
Statewide Total	710,231	\$98,969,409,150	\$139,348	\$3,143,628,362	\$4,426



Part 6



Property Tax Laws

AS 29.45

(This page intentionally left blank)

Chapter 45. Municipal Taxation.

1. Municipal Property Tax (§§ 29.45.010 – 29.45.250)
2. Enforcement of Tax Liens (§§ 29.45.290 – 29.45.500)
3. City Property Tax (§§ 29.45.550 – 29.45.600)
4. Borough Sales and Use Tax (§§ 29.45.650 – 29.45.680)
5. City Sales and Use Taxes (§§ 29.45.700 – 29.45.710)
6. Mobile Telecommunications Sourcing Act (§ 29.45.750)
7. General Provisions (§ 29.45.800 – 29.45.810)

Article 1. Municipal Property Tax.

Section

010. Property tax
020. Taxpayer notice
030. Required exemptions
040. Property tax equivalency payments
046. River habitat protection tax credit
048. Air quality improvement tax credit
050. Optional exemptions and exclusions
052. Tax deferral for primary residences
053. Exemption for certain residences of law enforcement officers
055. Levy of flat tax on personal property
060. Farm or agricultural land
062. Land subject to a conservation easement
065. Assessment of private airports open for public use
070. Mobile homes
080. Tax on oil and gas production and pipeline property
090. Tax limitation
100. No limitations on taxes to pay bonds
101. Limitation on taxation of fuel
103. Taxation records
105. Errors in taxation procedures
110. Full and true value
120. Returns
130. Independent investigation
140. Violations; authorization to prescribe penalties by ordinance
150. Reevaluation
160. Assessment roll
170. Assessment notice
180. Corrections
190. Appeal
200. Board of equalization
210. Hearing
220. Supplementary assessment rolls
230. Tax adjustments on property affected by a natural disaster
240. Establishment of levy and determination of rate
250. Rates of penalty and interest

Sec. 29.45.010. Property tax.

- (a) A unified municipality may levy a property tax. A borough may levy
 - (1) an areawide property tax for areawide functions;
 - (2) a nonareawide property tax for functions limited to the area outside cities;
 - (3) a property tax in a service area for functions limited to the service area.
- (b) A home rule or first class city may levy a property tax subject to AS 29.45.550 - 29.45.560. A second class city may levy a property tax subject to AS 29.45.590.
- (c) If a tax is levied on real property or on personal property, the tax must be assessed, levied, and collected as provided in this chapter. (§ 12 ch 74 SLA 1985)

Sec. 29.45.020. Taxpayer notice.

(a) If a municipality levies and collects property taxes, the governing body shall provide the following notice:

"NOTICE TO TAXPAYER

For the current fiscal year the (city)(borough) has been allocated the following amount of state aid for school and municipal purposes under the applicable financial assistance Acts:

PUBLIC SCHOOL FUNDING PROGRAM (AS 14.17)	\$
STATE AID FOR RETIREMENT OF SCHOOL CONSTRUCTION DEBT (AS 14.11.100)	\$
COMMUNITY REVENUE SHARING PROGRAM (AS 29.60.850 - 29.60.879)	\$
TOTAL AID	\$

The millage equivalent of this state aid, based on the dollar value of a mill in the municipality during the current assessment year and for the preceding assessment year, is:

	MILLAGE EQUIVALENT	
	PREVIOUS YEAR	THIS YEAR
PUBLIC SCHOOL FUNDING PROGRAM ASSISTANCE	. . . MILLS	. . . MILLS
STATE AID FOR RETIREMENT OF SCHOOL CONSTRUCTION DEBT	. . . MILLS	. . . MILLS
COMMUNITY REVENUE SHARING PROGRAM	. . . MILLS	. . . MILLS
TOTAL MILLAGE EQUIVALENT	. . . MILLS	. . . MILLS"

Notice shall be provided

- (1) by furnishing a copy of the notice with tax statements mailed for the fiscal year for which aid is received; or
- (2) by publishing in a newspaper of general circulation in the municipality a copy of the notice once each week for a period of three successive weeks, with publication to occur not later than 45 days after the final adoption of the municipality's budget.

(b) Compliance with the provisions of this section is a prerequisite to receipt of community revenue sharing under AS 29.60.850 - 29.60.879. The department shall withhold annual allocations under those sections until municipal officials demonstrate that the

requirements of this section have been met. (§ 12 ch 74 SLA 1985; am § 3 ch 75 SLA 1997; am § 33 ch 83 SLA 1998; am § 3 ch 12 SLA 2008)

Effect of amendments. The 2008 amendment updates language and statute citation, replacing “municipal tax resource equalization” with “community revenue sharing.” The 1998 amendment, effective July 1, 1998, in subsection (a) substituted “funding” for “foundation” in two places and made minor stylistic changes. The 1997 amendment, effective July 1, 1997, rewrote this section.

Sec. 29.45.030. Required exemptions.

(a) The following property is exempt from general taxation:

(1) municipal property, including property held by a public corporation of a municipality, state property, property of the University of Alaska, or land that is in the trust established by the Alaska Mental Health Enabling Act of 1956, P.L. 84-830, 70 STAT. 709, except that

(A) a private leasehold, contract, or other interest in the property is taxable to the extent of the interest; however, an interest created by a nonexclusive use agreement between the Alaska Industrial Development and Export Authority and a user of an integrated transportation and port facility owned by the authority and initially placed in service before January 1, 1999, is taxable only to the extent of, and for the value associated with, those specific improvements used for lodging purposes;

(B) notwithstanding any other provision of law, property acquired by an agency, corporation, or other entity of the state through foreclosure or deed in lieu of foreclosure and retained as an investment of a state entity is taxable; this subparagraph does not apply to federal land granted to the University of Alaska under AS 14.40.380 or 14.40.390, to other land granted to the university by the state to replace land that had been granted under AS 14.40.380 or 14.40.390, or to land conveyed by the state to the university under AS 14.40.365;

(C) an ownership interest of a municipality in real property located outside the municipality acquired after December 31, 1990, is taxable by another municipality; however, a borough may not tax an interest in real property located in the borough and owned by a city in that borough;

(2) household furniture and personal effects of members of a household;

(3) property used exclusively for nonprofit religious, charitable, cemetery, hospital, or educational purposes;

(4) property of a nonbusiness organization composed entirely of persons with 90 days or more of active service in the armed forces of the United States whose conditions of service and separation were other than dishonorable, or the property of an auxiliary of that organization;

(5) money on deposit;

(6) the real property of certain residents of the state to the extent and subject to the conditions provided in (e) of this section;

(7) real property or an interest in real property that is

(A) exempt from taxation under 43 U.S.C. 1620(d), as amended or under 43 U.S.C. 1636(d), as amended; or

(B) acquired from a municipality in exchange for land that is exempt from taxation under (A) of this paragraph, and is not developed or made subject to a lease;

(8) property of a political subdivision, agency, corporation, or other entity of the United States to the extent required by federal law; except that a private leasehold, contract, or

other interest in the property is taxable to the extent of that interest unless the property is located on a military base or installation and the property interest is created under 10 U.S.C 2871 – 2885 (Military Housing Privatization Initiative), provided that the leaseholder enters into an agreement to make a payment in lieu of taxes to the political subdivision that has taxing authority;

(9) natural resources in place including coal, ore bodies, mineral deposits, and other proven and unproven deposits of valuable materials laid down by natural processes, unharvested aquatic plants and animals, and timber.

(10) property not exempt under (3) of this subsection that

(A) is owned by a private, nonprofit college or university that is accredited by a regional or national accrediting agency by the Council for Higher Education Accreditation or the United States Department of Education, or both: and

(B) was subject to a private leasehold, contract, or other private interest on January 1, 2010, except that a holder of a private leasehold, contract, or other interest in the property shall be taxed to the extent of that interest.

(b) In (a) of this section, "property used exclusively for religious purposes" includes the following property owned by a religious organization:

(1) the residence of an educator in a private religious or parochial school or a bishop, pastor, priest, rabbi, minister, or religious order of a recognized religious organization; for purposes of this paragraph, "minister" means an individual who is

(A) ordained, commissioned, or licensed as a minister according to standards of the religious organization for its ministers; and

(B) employed by the religious organization to carry out a ministry of that religious organization;

(2) a structure, its furniture, and its fixtures used solely for public worship, charitable purposes, religious administrative offices, religious education, or a nonprofit hospital;

(3) lots required by local ordinance for parking near a structure defined in (2) of this subsection.

(c) Property described in (a)(3) or (4) of this section from which income is derived is exempt only if that income is solely from use of the property by nonprofit religious, charitable, hospital, or educational groups. If used by nonprofit educational groups, the property is exempt only if used exclusively for classroom space.

(d) Laws exempting certain property from execution under the AS 09 (Code of Civil Procedure) do not exempt the property from taxes levied and collected by municipalities.

(e) The real property owned and occupied as the primary residence and permanent place of abode by a resident who is (1) 65 years of age or older; (2) a disabled veteran; or (3) at least 60 years of age and a widow or widower of a person who qualified for an exemption under (1) or (2) of this subsection is exempt from taxation on the first \$150,000 of the assessed value of the real property. A municipality may by ordinance approved by the voters grant the exemption under this subsection to the widow or widower under 60 years of age of a person who qualified for an exemption under (2) of this subsection. A municipality may in case of hardship, provide for exemption beyond the first \$150,000 of assessed value in accordance with regulations of the department. Only one exemption may be granted for the same property, and, if two or more persons are eligible for an exemption for the same property, the parties shall decide between or among themselves who is to receive the benefit of the exemption. Real property may not be exempted under this subsection if the assessor determines, after notice and hearing to the parties,

that the property was conveyed to the applicant primarily for the purpose of obtaining the exemption. The determination of the assessor may be appealed under AS 44.62..560 – 44.62.570.

(f) To be eligible for an exemption under (e) of this section for a year, a municipality may by ordinance require that an individual also be eligible for a permanent fund dividend under AS 43.23.005 for that same year or, if the individual does not apply for the permanent fund dividend, that the individual would have been eligible for the permanent fund dividend had the individual applied. An exemption may not be granted under (e) of this section except upon written application for the exemption. Each municipality shall, by ordinance, establish procedures and deadlines for filing the application. The governing body of the municipality for good cause shown may waive the claimant's failure to make timely application for exemption and authorize the assessor to accept the application as if timely filed. If an application is filed within the required time and is approved by the assessor, the assessor shall allow an exemption in accordance with the provisions of (e) of this section. If the application for exemption is approved after taxes have been paid, the amount of tax that the claimant has already paid for the property exempted shall be refunded to the claimant. The assessor shall require proof in the form the assessor considers necessary of the right to and amount of an exemption claimed under (e) of this section, and shall require a disabled veteran claiming an exemption under (e) of this section to provide evidence of the disability rating. The assessor may require proof under this subsection at any time.

(g) The state shall reimburse a borough or city, as appropriate, for the real property tax revenues lost to it by the operation of (e) of this section. However, reimbursement may be made to a municipality for revenue lost to it only to the extent that the loss exceeds an exemption that was granted by the municipality, or that on proper application by an individual would have been granted under AS 29.45.050(a). If appropriations are not sufficient to fully fund reimbursements under this subsection, the amount available shall be distributed pro rata among eligible municipalities.

(h) Except as provided in (g) of this section, nothing in (e) – (j) of this section affects similar exemptions from property taxes granted by a municipality on September 10, 1972, or prevents a municipality from granting similar exemptions by ordinance as provided in AS 29.45.050.

(i) In (e) – (i) of this section,

(1) "disabled veteran" means a disabled person

(A) separated from the military service of the United States under a condition that is not dishonorable who is a resident of the state, whose disability was incurred or aggravated in the line of duty in the military service of the United States, and whose disability has been rated as 50 percent or more by the branch of service in which that person served or by the United States Department of Veterans Affairs; or

(B) who served in the Alaska Territorial Guard, who is a resident of the state, whose disability was incurred or aggravated in the line of duty while serving in the Alaska Territorial Guard, and whose disability has been rated as 50 percent or more;

(2) "real property" includes but is not limited to mobile homes, whether classified as real or personal property for municipal tax purposes.

(j) One motor vehicle per household owned by a resident 65 years of age or older on January 1 of the assessment year is exempt either from taxation on its assessed value or from the registration tax under AS 28.10.431. An exemption may be granted under this subsection only upon written application on a form prescribed by the Department of Administration.

(k) The department shall adopt regulations to implement the provisions of (g) and (j) of this section.

(l) Two percent of the assessed value of a structure is exempt from taxation if the structure contains a fire protection system approved under AS 18.70.081, in operating condition, and incorporated as a fixture or part of the structure. The exemption granted by this subsection is limited to

(1) an amount equal to two percent of the value of the structure based on the assessment for 1981, if the fire protection system is a fixture of the structure on January 1, 1981; or

(2) an amount equal to two percent of the value of the structure based on the assessment as of January 1 of the year immediately following the installation of the fire protection system if the fire protection system becomes a fixture of the structure after January 1, 1981.

(m) For the purpose of determining property exempt under (a)(7)(A) of this section, the following definitions apply to terms used in 43 U.S.C. 1620(d) unless superseded by applicable federal law, and for the purpose of determining property exempt under (a)(7)(B) of this section, the following definitions apply:

(1) "developed" means a purposeful modification of the property from its original state that effectuates a condition of gainful and productive present use without further substantial modification; surveying, construction of roads, providing utilities or other similar actions normally considered to be component parts of the development process, but that do not create the condition described in this paragraph, do not constitute a developed state within the meaning of this paragraph; developed property, in order to remove the exemption, must be developed for purposes other than exploration, and be limited to the smallest practicable tract of the property actually used in the developed state;

(2) "exploration" means the examination and investigation of undeveloped land to determine the existence of subsurface nonrenewable resources;

(3) "lease" means a grant of primary possession entered into for gainful purposes with a determinable fee remaining in the hands of the grantor; with respect to a lease that conveys rights of exploration and development, this exemption shall continue with respect to that portion of the leased tract that is used solely for the purpose of exploration.

(n) If property or an interest in property that is determined not to be exempt under (a)(7) of this section reverts to an undeveloped state, or if the lease is terminated, the exemption shall be granted, subject to the provisions of (a)(7) and (m) of this section.

(§ 12 ch 74 SLA 1985; am §§ 1, 2 ch 91 SLA 1985; am § 44 ch 37 SLA 1986; am §§ 2 — 4 ch 70 SLA 1986; am § 3 ch 66 SLA 1991; am § 1 ch 85 SLA 1991; am § 14 ch 93 SLA 1991; am § 1 ch 54 SLA 1992; am § 4 ch 97 SLA 1992; am E.O. 99 § 71 (1997); am § 81 ch 21 SLA 2000; am § 2 ch 117 SLA 2000; am § 8 ch 136 SLA 2000; am § 1 ch 23 SLA 2001; am § 1 ch 42 SLA 2002; am §§ 1, 5 ch 140 SLA 2004; am § 1 ch 44 SLA 2006; am §§ 1, 2 ch 101 SLA 2008)

Effect of amendments. The 2010 amendment added section (a)(10). The 2008 amendments (section (a)(7) and section (m) add new language, are retroactive to January 1, 2008, and take effect immediately. The 2006 amendment to subsection (b)(1) added educator's residence and defined minister, effective August 23, 2006. The 2004 amendments rewrote subsection (a)(8) to address property on military installations and payment in lieu of taxes and provided for an immediate effective date. The 2002 amendment, effective September 5, 2002, added the first sentence in subsection (f); in the third sentence from the end of the subsection removed "a failure to timely file has been waived as provided in this subsection and" and, added "after taxes have been paid" to the sixth sentence. The 2001 amendment, effective January 1, 2002, rewrote subsection (f). The first 2000 amendment, effective

April 28, 2000, in (i)(1)(A) substituted "United States Department of Veterans Affairs" for "Veterans' Administration." The second 2000 amendment, retroactivity effective to January 1, 1999, added the last part of the last sentence of (a)(1)(A). Note: This change will be in effect until July 1, 2004, when it will be repealed. The third 2000 amendment, effective July 20, 2000, in paragraph (a)(1) added "property of the University of Alaska," and in paragraph (a)(1)(B) added "or to land conveyed by the state to the university under AS 14.40.365" to the text. The 1997 amendment, effective March 16, 1997, substituted "Department of Administration" for "Department of Public Safety" in the second sentence in subsection (j). The first 1992 amendment, effective January 1, 1993, added paragraph (a)(9) and made a related stylistic change. The second 1992 amendment, effective June 20, 1992, inserted "property, including property held by a public corporation of a municipality," in paragraph (a)(1). The first 1991 amendment, effective January 1, 1992, in paragraph (a)(1), deleted "or federally owned" following "state" in the introductory language, added the subparagraph designations, and the language in subparagraphs (B) and (C); and added paragraph (a)(8). The second 1991 amendment, effective September 30, 1991, in paragraph (i)(1), added the subparagraph designations, added subparagraph (B), and made a related stylistic change.

Editor's notes. The Superior Court has held that HCS CSSB 7(FIN), which has been designated as ch 136, SLA 2000, and which amended (a) of this section, was not validly enacted. *Alaska Legislative Council v. Knowles*, 1-JU-00-1237 CI (First Jud. Dist. At Juneau; August 17, 2001). However, it is possible that the decision will be appealed to the Alaska Supreme Court.

Sec. 29.45.040. Property tax equivalency payments.

(a) A resident of the state who rents a permanent place of abode is eligible for a tax equivalency payment from the state through the department if the resident is:

(1) at least 65 years old;

(2) a disabled veteran; or

(3) at least 60 years old and the widow or widower of a person who was eligible for payment under (1) or (2) of this subsection.

(b) For purposes of determining the amount of a payment to an eligible person, the department shall calculate at the rate of one percent per mill a property tax equivalent percentage for each municipality that levies a property tax. The property tax equivalent percentage applied to the annual rent charged to the applicant equals the property tax equivalency payment payable under this section.

(c) To obtain a tax equivalency payment the eligible resident must apply to the department for payment for the preceding year by January 15 of each year on forms and in the manner prescribed by the department. The department for good cause shown may waive an applicant's failure to make timely application for a tax equivalency payment and accept the application as if timely filed. Each applicant shall submit with the application rental receipts or, if rental receipts are not available, other evidence satisfactory to the department for determination of the fact of payment of rent and the amount paid. A disabled veteran shall submit with the application evidence of the disability rating.

(d) If two or more persons occupy a residence as tenants, not all of whom are eligible for a tax equivalency payment under this section, the assessor shall determine equitable partial payments to be made to the eligible tenants. However, a tax equivalency payment to an eligible applicant may not be reduced because the spouse is less than 65 years of age or is not a disabled veteran. If all occupants in a residence are eligible for a tax equivalency payment under this section, the occupants shall decide between and among themselves which shall receive payment.

(e) If appropriations are not sufficient to fully fund tax equivalency payments under this section, the amount available shall be distributed pro rata among eligible residents.

(f) In this section "disabled veteran" has the meaning given in AS 29.45.030(i). (§ 12 ch 74 SLA 1985; am §§ 3, 4 ch 91 SLA 1985)

Sec. 29.45.046. River habitat protection tax credit.

(a) Unless prohibited by municipal charter, a municipality may by ordinance provide for a river habitat protection credit to be applied to offset a portion of the property taxes due on land, or an interest in land taxable under this chapter, upon which an improvement has been constructed that aids in

(1) protecting a river from degradation of fish habitat due to public or private use;

or

(2) restoring riparian fish habitat along or in a river that has been damaged by land use practices.

(b) The amount of a river habitat protection credit shall be based upon a percentage of the verifiable costs of the improvement and may not exceed 50 percent of the total amount of taxes levied upon the land or upon the taxable interest in the land during a single tax year, but the credit may be granted for more than one year. If the credit is granted for more than one year and the land or taxable interest in the land is conveyed, the portion of the credit remaining is extinguished. The ordinance may limit the availability of a credit to some, but not all types of improvements for which a credit may be granted under this section and to some, but not all areas of the municipality. A credit may only be granted for an improvement that has been constructed in compliance with state and federal laws. A credit may not be granted for an improvement

(1) required under state or federal law; or

(2) located more than 150 feet from the mean high tide line or ordinary high water line; in this paragraph, "ordinary high water line" means that line on the shore of the nontidal portion of a river or stream that reflects the highest level of water during an ordinary year and is established by fluctuations of water and indicated by physical characteristics such as a clear, natural line impressed on the bank, shelving, changes in the character of soil, destruction of terrestrial vegetation, the presence of litter and debris, or other appropriate means that consider the characteristics of the surrounding area.

(c) *[Repealed, § 3 ch 41 SLA 1995]*

(d) Before an ordinance is adopted under (a) of this section, it must be approved by the commissioner of fish and game. The commissioner of fish and game shall approve a proposed ordinance if the improvements for which a credit is authorized aid in protecting or restoring habitat as required under this section without regard to the percentage of the total protection or restoration that could be achieved by ideal improvement measures. Within 60 days after receipt of a proposed ordinance, the commissioner of fish and game shall notify the municipality in writing as to whether the proposed ordinance is approved or disapproved and, if the proposed ordinance is disapproved, shall state the basis for that determination. (§ 1 ch 40 SLA 1994; am §§ 1-3 ch 41 SLA 1995; am § 1 ch 34 SLA 2000)

Effect of amendments. The 2000 amendment, effective August 9, 2000, substituted "a river" for "the Kenai River or a tributary of the Kenai River" in (a)(1) and (a)(2). The 1995 amendment, effective August 23, 1995, deleted "and certified by the Department of Fish and Game under (c) of this section" from the end of the next-to-last sentence in subsection (b); repealed former subsection (c), relating to criteria by the department in determining whether an improvement is effective in accomplishing the purposes listed in (a)(1) or (a)(2); and added subsection (d).

Sec. 29.45.048. Air quality improvement tax credit.

A municipality that includes within its boundaries an area that fails to meet federal or state air quality standards for fine particles that are less than or equal to 2.5 micrometers in diameter may, by ordinance, provide for an air quality improvement tax credit to offset a portion of the property taxes due on property that, during the immediately preceding tax year, has been improved in a way that aids in improving the air quality in the municipality. The municipality shall establish eligibility, conditions, and other criteria for the credit in the ordinance adopted under this section. AS 29.45.048 is repealed January 1, 2016. (am §§ 1 and 2 ch 26 SLA 2009)

Effect of amendments. The 2009 amendment added this new section to AS 29.45.

Sec. 29.45.050. Optional exemptions and exclusions.

(a) A municipality may exclude or exempt or partially exempt residential property from taxation by ordinance ratified by the voters at an election. An exclusion or exemption authorized by this subsection may be applied with respect to taxes levied in a service area to fund the special services. An exclusion or exemption authorized by this subsection may not exceed the assessed value of \$20,000 for any one residence.

(b) A municipality may by ordinance

(1) classify and exempt from taxation

(A) the property of an organization not organized for business or profit-making purposes and used exclusively for community purposes if the income derived from rental of that property does not exceed the actual cost to the owner of the use by the renter;

(B) historic sites, buildings, and monuments;

(C) land of a nonprofit organization used for agricultural purposes if rights to subdivide the land are conveyed to the state and the conveyance includes a covenant restricting use of the land to agricultural purposes only; rights conveyed to the state under this subparagraph may be conveyed by the state only in accordance with AS 38.05.069(c);

(D) all or any portion of private ownership interests in property that, based upon a written agreement with the University of Alaska, is used exclusively for student housing for the University of Alaska; property may be exempted from taxation under this subparagraph for no longer than 30 years unless the exemption is specifically extended by ordinance adopted within the six months before the expiration of that period;

(E) a residential renewable energy system that is used to develop means of energy production using energy sources other than fossil or nuclear fuel, including windmills and water and solar energy devices located in the municipality;

(2) classify as to type and exempt or partially exempt some or all types of personal property from ad valorem taxes.

(c) The provisions of (a) of this section notwithstanding,

(1) a borough may, by ordinance, adjust its property tax structure in whole or in part to the property tax structure of a city in the borough, including but not limited to, excluding personal property from taxation, establishing exemptions, and extending the redemption period;

(2) a home rule or first class city has the same power to grant exemptions or exclude property from borough taxes that it has as to city taxes if

(A) the exemptions or exclusions have been adopted as to city taxes; and

(B) the city appropriates to the borough sufficient money to equal revenues lost by the borough because of the exemptions or exclusions, the amount to be determined annually by the assembly;

(3) a city in a borough may, by ordinance, adjust its property tax structure in whole or in part to the property tax structure of the borough, including but not limited to exempting or partially exempting property from taxation.

(d) Exemptions or exclusions from property tax that have been granted by a home rule municipality in addition to exemptions authorized or required by law, and that are in effect on September 10, 1972, and not later withdrawn, are not affected by this chapter.

(e) A municipality may by ordinance classify and exempt or partially exempt from taxation privately owned land, wet land and water areas for which a scenic, conservation, or public recreation use easement is granted to a governmental body. To be eligible for a tax exemption, or partial exemption, the easement must be in perpetuity. The easement is automatically terminated before an eminent domain taking of fee simple title or less than fee simple title to the property, so that the property owner is compensated at a rate that does not reflect the easement grant. The municipality may provide by ordinance that, if the area subject to the easement is sold, leased, or otherwise disposed of for uses incompatible with the easement or if the easement is conveyed to the owner of the property, the owner must pay to the municipality all or a portion of the amount of the tax exempted, with interest.

(f) A municipality may by ordinance exempt from taxation all or part of the increase in assessed value of improvements to real property if an increase in assessed value is directly attributable to alteration of the natural features of the land, or new maintenance, repair, or renovation of an existing structure, and if the alteration, maintenance, repair, or renovation, when completed, enhances the exterior appearance or aesthetic quality of the land or structure. An exemption may not be allowed under this subsection for the construction of an improvement to a structure if the principal purpose of the improvement is to increase the amount of space for occupancy or nonresidential use in the structure or for the alteration of land as a consequence of construction activity. An exemption provided in this subsection may continue for up to four years from the date the improvement is completed, or from the date of approval for the exemption by the local assessor, whichever is later.

(g) A municipality may by ordinance exempt from taxation all or part of the increase in assessed value of improvements to a single-family dwelling if the principal purpose of the improvement is to increase the amount of space for occupancy. An exemption provided in this subsection may continue for up to two years from the date the improvement is completed, or from the date of approval of an application for the exemption by the local assessor, whichever is later.

(h) A municipality may by ordinance partially or wholly exempt land from a tax for fire protection service and fire protection facilities and may levy the tax only on improvements, including personal property affixed to the improvements.

(i) A municipality may by ordinance approved by the voters exempt from taxation the assessed value that exceeds \$150,000 of real property owned and occupied as a permanent place of abode by a resident who is

(1) 65 years of age or older;

(2) a disabled veteran, including a person who was disabled in the line of duty while serving in the Alaska Territorial Guard; or

(3) at least 60 years old and a widow or widower of a person who qualified for an exemption under (1) or (2) of this subsection.

(j) A municipality may by ordinance approved by the voters exempt real or personal property in a taxing unit used in processing timber after it has been delivered to the processing site from up to 75 percent of the rate of taxes levied on other property in that taxing unit. An ordinance adopted under this subsection may not provide for an exemption that exceeds five years in duration. In this subsection "taxing unit" means a municipality and includes

- (1) a service area in a unified municipality or borough;
- (2) the entire area outside cities in a borough; and
- (3) a differential tax zone in a city.

(k) A municipality may by ordinance approved by the voters exempt from taxation pollution control facilities that meet requirements of the United States Environmental Protection Agency or the Department of Environmental Conservation. An ordinance adopted under this subsection may not provide for an exemption that exceeds five years in duration.

(l) A municipality may by ordinance exempt from taxation an interest, other than record ownership, in real property of an individual residing in the property if the property has been developed, improved, or acquired with federal funds for low-income housing and is owned or managed as low-income housing by the Alaska Housing Finance Corporation under AS 18.55.100 – 18.55.960 or by a regional housing authority formed under AS 18.55.996. However, the corporation may make payments to the municipality or political subdivision for improvements, services, and facilities furnished by it for the benefit of a housing project, and this subsection does not prohibit a municipality from receiving those payments or any payments in lieu of taxes authorized under federal law.

(m) A municipality may by ordinance partially or totally exempt all or some types of economic development property from taxation for up to five years. The municipality may provide for renewal of the exemption under conditions established in the ordinance. However, under a renewal, a municipality that is a school district may only exempt all or a portion of the amount of taxes that exceeds the amount levied on other property for the school district. A municipality may by ordinance permit deferral of payment of taxes on all or some types of economic development property for up to five years. The municipality may provide for renewal of the deferral under conditions established in the ordinance. A municipality may adopt an ordinance under this subsection only if, before it is adopted, copies of the proposed ordinance made available at a public hearing on it contain written notice that the ordinance, if adopted, may be repealed by the voters through referendum. An ordinance adopted under this subsection must include specific eligibility requirements and require a written application for each exemption or deferral. In this subsection "economic development property" means real or personal property, including developed property conveyed under 43 U.S.C. 1601 et seq. (Alaska Native Claims Settlement Act), that

- (1) has not previously been taxed as real or personal property by the municipality;
- (2) is used in a trade or business in a way that
 - (A) creates employment in the municipality;
 - (B) generates sales outside of the municipality of goods or services produced in the municipality; or
 - (C) materially reduces the importation of goods or services from outside the municipality; and

(3) has not been used in the same trade or business in another municipality for at least six months before the application for deferral or exemption is filed; this paragraph does not apply if the property was used in the same trade or business in an area that has been annexed to the municipality within six months before the application for deferral or exemption is filed; this paragraph does not apply to inventories.

(n) A municipality may by ordinance classify as to type inventories intended for export outside the state and partially or totally exempt all or some types of those inventories from taxation. The ordinance may provide for different levels of exemption for different classifications of inventories. An ordinance adopted under this subsection must include specific eligibility requirements and require a written application, which shall be a public document, for each exemption.

(o) A municipality may by ordinance partially or totally exempt all or some types of deteriorated property from taxation for up to 10 years beginning on or any time after the day substantial rehabilitation, renovation, demolition, removal, or replacement of any structure on the property begins. A municipality may by ordinance permit deferral of payment of taxes on all or some types of deteriorated property for up to five years beginning on or any time after the day substantial rehabilitation, renovation, demolition, removal or replacement of any structure on the property begins. However, if the entire ownership of property for which a deferral has been granted is transferred, all tax payments deferred under this subsection are immediately due and the deferral ends. Otherwise, deferred tax payments become due as specified by the municipality at the time the deferral is granted. The amount deferred each year is a lien on that property for that year. Only one exemption and only one deferral may be granted to the same property under this subsection, and, if an exemption and a deferral are granted to the same property, both may not be in effect on the same portion of the property during the same time. An ordinance adopted under this subsection must include specific eligibility requirements and require a written application for each exemption or deferral. An application for a deferral must specify when payment of taxes for each year of deferral will become due, together with an explanation of the reasons for each proposed date for consideration by the municipality. In this subsection, "deteriorated property" means real property that is commercial property not used for residential purposes or that is multi-unit residential property with at least eight residential units, and that meets one of the following requirements:

(1) within the last five years, has been the subject of an order by a government agency requiring environmental remediation of the property or requiring the property to be vacated, condemned, or demolished by reason of noncompliance with laws, ordinances, or regulations;

(2) has a structure on it not less than 15 years of age that has undergone substantial rehabilitation, renovation, demolition, removal, or replacement, subject to any conditions prescribed in the ordinance; or

(3) is located in a deteriorating or deteriorated area with boundaries that have been determined by the municipality.

(p) A municipality may by ordinance partially or totally exempt from taxation a private leasehold, contract, or other interest held by or through an applicant or proposed applicant in any property, assets, project, or development project owned by the Alaska Industrial Development and Export Authority under AS 44.88. Nothing in this subsection prohibits a municipality from entering into an agreement and receiving payments in lieu of taxes authorized under AS 44.88.140(b).

(q) A municipality may by ordinance partially or totally exempt from taxation land from which timber is harvested that is infested by insects or at risk of being infested by insects due to an infestation in the area in which the land is located. A municipality may provide that an exemption for land under this subsection applies only to increases in assessed value that result from the timber harvest. A municipality may by ordinance partially or totally exempt from taxation improvements to real property, including personal property affixed to the improvements, if the improvements are

(1) located on land from which timber is harvested that is infested by insects or at risk of being infested by insects due to an infestation in the area in which the land is located; and

(2) used for or necessary to the harvest of the timber that is infested by insects or in danger of insect infestation.

(r) A municipality may by ordinance exempt from taxation an amount not to exceed \$10,000 of the assessed value of real property owned and occupied as a permanent place of abode by a resident who provides in the municipality volunteer (1) fire fighting services and is certified as a fire fighter by the Department of Public Safety, or (2) emergency medical services and is certified under AS 18.08.082. If two or more individuals are eligible for an exemption for the same property, not more than two exemptions may be granted.

(s) A municipality may by ordinance partially or wholly exempt from taxation the real property owned and occupied as a permanent place of abode by a resident who is the widow or widower of a member of the armed forces of the United States injured serving on active duty while eligible for hostile fire or imminent danger pay who dies because of the injury or complications related to the injury or its treatment. The ordinance must include requirements for determining eligibility for the exemption and a procedure for applying for the exemption.

(§ 12 ch 74 SLA 1985; am § 1 ch 103 SLA 1985; am § 5 ch 70 SLA 1986; am § 1 ch 151 SLA 1988; am § 2 ch 73 SLA 1989; am § 1 ch 98 SLA 1989; am § 15 ch 93 SLA 1991; am § 107 ch 4 FSSLA 1992; am § 1 ch 66 SLA 1993; am § 1 ch 7 SLA 1994; am § 1 ch 65 SLA 1994; am § 1 ch 40 SLA 1995; am § 1 ch 70 SLA 1998; am § 1, 2 ch 8 SLA 1999; am § 4 ch 117 SLA 2000; am § 1 ch 64 SLA 2002; am § 1 ch 54 SLA 2002; am §§ 2, 3, 4, 5 ch 140 SLA 2004; am § 40 ch 56 SLA 2005; am §§ 2, 4 ch 44 SLA 2006; am § 1 ch 89 SLA 2008; am § 10 ch 83 SLA 2010)

Effect of amendments. The 2010 amendment, effective June 17, 2010, added subparagraph (E) to subsection (b). The 2008 amendment added subsection (s). The 2006 amendment effective August 23, 2006, amended subsection (o) to require payment of deferred taxes upon transfer of ‘entire’ ownership of a tax deferred property; added “Otherwise, deferred tax payments become due as specified by the municipality at the time the deferral is granted”; added “An application for a deferral must specify when payment of taxes for each year of deferral will become due, together with an explanation of the reasons for each proposed date for consideration by the municipality”; and repealed the delayed repeal clause as amended. The 2005 amendment effective June 25, 2005 amended subsection (m) to modify the ANCSA citation. The 2004 amendments effective June 30, 2004 amended subsection (a) to address exemptions in a service area to fund special services and raised the exemption from \$10,000 to \$20,000; amended subsection (o) to extend the exemption for deteriorated property from 5 years to 10 years, extended the exemption to include demolition or removal, expanded the definition of deteriorated property. The first 2002 amendment, effective January 1, 2003, added subsection (r). The second 2002 amendment, effective June 30, 2002, added the subsection (q) and provided that it is retroactive to January 1, 2001. The 2000 amendment, effective July 1, 2000, added subsection (p). The 1999 amendment, effective July 1, 1999, made substantive changes to subsection (o). The 1998 amendment, effective July 1, 1998, added subsection (o). The 1995 amendment, effective August 23, 1995, rewrote subsection (b). The first 1994 amendment, effective July 5, 1994, added paragraphs (b)(6)-(b)(9) and made a related stylistic change. The second 1994 amendment, effective August 23, 1994, added former subparagraph (b)(2)(D). The 1993 amendment, effective September 22, 1993, in subsection (n), deleted the former second and third sentences. The 1992 amendment, effective July 1, 1992, rewrote subsection

(l). The 1991 amendment, effective September 30, 1991, inserted "including a person who was disabled in the line of duty while serving in the Alaska Territorial Guard" in paragraph (i)(2). The first 1989 amendment, effective May 31, 1989, in subsection (e), deleted "However" from the beginning of the third sentence and added the present last sentence. The second 1989 amendment, effective September 10, 1989, added subsections (m) and (n). The 1988 amendment, effective January 1, 1989, added subsection (l).

Delayed repeal of subsection (o). Under § 2 ch 8 SLA 1999, subsection (o) is repealed January 1, 2002; amended under § 1 ch 101 SLA 2002, subsection (o) is repealed July 1, 2006; amended under § 4 ch 140 SLA 2004, subsection (o) is repealed July 1, 2010; amended under § 4 ch 44 SLA 2006, to repeal § 2 ch 8 SLA 1999 as amended under § 1 ch 101 SLA 2002 and as amended under § 4 ch 140 SLA 2004.

Sec. 29.45.052. Tax deferral for primary residences.

(a) A municipality may by ordinance provide for the deferral of all taxes on property that is owned, in whole or in part, by an individual

(1) who occupies and has occupied the property for at least 10 consecutive years as the individual's primary residence;

(2) whose income is at or below federal poverty guidelines for the state set by the United States Department of Health and Human Services.

(b) An individual must apply for each year that a deferral is sought and supply proof of eligibility for the deferral for that year in accordance with requirements set out in the ordinance that authorizes the deferral. Taxes for a year that are deferred do not become payable until ownership of the property is transferred from the individual who obtained the deferral. A municipality that provides for a deferral of property taxes under this subsection may not impose interest on the taxes deferred between the time the deferral is granted and the time the taxes become payable. (§ 3 ch 44 SLA 2006)

Sec. 29.45.053. Exemption for certain residences of law enforcement officers.

(a) A municipality may, by ordinance, provide for the designation of areas within its boundaries that are eligible for tax exemptions on parcels of residential property. The amount of the tax exemption provided in the ordinance may not exceed \$150,000 of the assessed value of a parcel. The exemption may be granted for a parcel only if it is

(1) entirely within an eligible area;

(2) primarily used for residential purposes; and

(3) owned and occupied as the primary place of abode by a law enforcement officer.

(b) Only one exemption may be granted for the same parcel under an ordinance adopted under (a) of this section, and, if two or more individuals are eligible for an exemption for the same parcel, the individuals shall decide between or among themselves who is to receive the benefit of the exemption.

(c) The municipality that adopts the ordinance under (a) of this section may not request state funds to cover any loss of revenue to the municipality caused by the ordinance.

(d) The ordinance adopted under (a) of this section must define "law enforcement officer" to include only some or all positions listed in the definition of "peace officer" in AS 01.10.060 or in the definition of "police officer" in AS 18.65.290. The ordinance may include other eligibility requirements for an area; however, an eligible area must

(1) meet the eligibility requirements under a federal program of special assistance for urban development, neighborhood revitalization, or law enforcement, without regard to whether an application for the federal assistance on behalf of the area has been made or whether the area has received or is receiving the federal assistance;

(2) have a statistically higher occurrence of crime than the municipality as a whole; the crime rate for an eligible area must be established in the ordinance; or

(3) meet the requirements of (1) and (2) of this subsection.

(e) The municipality may establish a specific area as an eligible area for purposes of this section only in the ordinance adopted under (a) of this section or by adopting a separate ordinance. The municipality is not required to establish as an eligible area for purposes of this section every area that meets the requirements of the ordinance that is adopted under (a) of this section.

Effect of amendments. The 2010 amendment, effective June 1, 2010, inserted the entire section AS 29.45.053. Ch 10 SLA 10, 2010.

Sec. 29.45.055. Levy of flat tax on personal property.

(a) A municipality may by ordinance levy a flat tax on personal property that has been totally exempted from ad valorem taxes under AS 29.45.050(b). A municipality that levies a flat tax may classify the property as to type based on any characteristic and tax each item of property of the same type at a specific amount. A flat tax may be levied on all or on only some types of personal property. The flat tax ordinance must include a procedure under which the taxpayer may appeal the determination of ownership or classification of property subject to the tax. The municipality may establish procedures necessary to collect the tax.

(b) Except as provided in (a) of this section, adoption of a flat tax does not affect the authority of a municipality to levy other taxes or impose fees on the same or other personal property or on the use, possession, sale, or lease of the same or other personal property. (§ 2 ch 40 SLA 1995)

Sec. 29.45.060. Farm or agricultural land.

(a) Farm use land included in a farm unit and not dedicated or being used for nonfarm purposes shall be assessed on the basis of full and true value for farm use and may not be assessed as if subdivided or used for some other nonfarm purpose. The assessor shall maintain records valuing the land for both full and true value and farm use value. If the land is sold, leased, or otherwise disposed of for uses incompatible with farm use or converted to a use incompatible with farm use by the owner, the owner is liable to pay an amount equal to the additional tax at the current mill levy together with eight percent interest for the preceding seven years, as though the land had not been assessed for farm use purposes. Payment by the owner shall be made to the state to the extent of its reimbursement for revenue loss under (d) of this section for the preceding seven years. The balance of the payment shall be made to the municipality.

(b) An owner of farm use land must, to secure the assessment under this section, apply to the assessor before May 15 of each year in which the assessment is desired. The application shall be made upon forms prescribed by the state assessor for the use of the local assessor, and must include information that may reasonably be required to determine the entitlement of the

applicant. If the land is leased for farm use purposes, the applicant shall furnish to the assessor a copy of the lease bearing the signatures of both lessee and lessor along with the completed application. The applicant shall furnish the assessor a copy of the lease covering the period for which the exemption is requested. This subsection does not apply to a person with an interest in land that is classified by the state for agricultural use or that is restricted by the state for agricultural purposes.

(c) In the event of a crop failure by an act of God the previous year, the owner or lessee may submit an affidavit affirming that 10 percent of gross income for the past three years was from farming.

(d) Subject to legislative appropriations for the purpose, the state shall reimburse a borough or city, as appropriate, for the property tax revenues lost to it by the operation of this section.

(e) All land that is classified by the state for agricultural use or that is restricted by the state for agricultural purposes shall be assessed on the basis of full and true value based upon that restricted use.

(f) In this section "farm use" means the use of land for profit for raising and harvesting crops, for the feeding, breeding, and management of livestock, for dairying, or another agricultural use, or any combination of these. To be farm use land, the owner or lessee must be actively engaged in farming the land, and derive at least 10 percent of yearly gross income from the land. This section does not apply to land for which the owner has granted, and has outstanding, a lease or option to buy the surface rights. A property owner wishing to file for farm use classification having no history of farm-related income may submit a declaration of intent at the time of filing the application with the assessor setting out the intended use of the land and the anticipated percentage of income. An applicant using this procedure shall file with the assessor before February 1 of the following year a notarized statement of the percentage of gross income attributable to the land. Failure to make the filing required in this subsection forfeits the exemption.

(§ 12 ch 74 SLA 1985; am §§ 1 and 2 ch 117 SLA 2002)

Effect of amendments. The 2002 amendment, effective January 1, 2003, substituted the word "must" for the word "shall" in the second sentence of subsection (b); added the last sentence of subsection (b); renumbered section e to f, and added a new subsection (e).

Sec. 29.45.062. Land subject to a conservation easement.

(a) Land that is subject to a conservation easement created under AS 34.17 and used consistent with the conservation easement shall be assessed on the basis of full and true value for use subject to the conservation easement and may not be assessed as though it was not subject to the conservation easement. The assessor shall maintain records valuing the land for both full and true value and value subject to the conservation easement. The municipality may, by ordinance, require that if the land is sold, leased, or otherwise disposed of for uses incompatible with the conservation easement or if the conservation easement is conveyed to the owner of the property, the owner shall pay to the municipality an amount equal to the additional tax at the current mill levy together with eight percent interest for the preceding 10 years, as though the land had not been assessed subject to the conservation easement.

(b) To secure the assessment under this section, an owner of land subject to a conservation easement must apply to the assessor before May 15 of each year in which the assessment is desired. The application shall be made upon forms prescribed by the assessor and

shall include information that may reasonably be required to determine the entitlement of the applicant. (§ 3 ch 73 SLA 1989)

Sec. 29.45.065. Assessment of private airports open for public use.

(a) A municipality may provide by ordinance that airports located on private land and open and available for public use may be assessed at full and true value for airport use and not as if subdivided or used for some other nonairport use. The assessor shall maintain records valuing the land at both full and true value and airport use value. If the land is sold, leased, or otherwise disposed of for uses incompatible with airport use by the public or if the owner converts the land to a use incompatible with airport use by the public, the owner is liable to pay an amount equal to the additional tax at the current mill levy together with eight percent interest from the time of the incompatibility, as if the land had not been assessed for airport use. Payment of the additional tax and interest shall be made to the municipality.

(b) To secure the assessment under this section, the owner of the airport shall show that the airport is on private land, is open and available for public use, and is of benefit to the public or municipality. The owner shall apply to the assessor before May 15 of each year that the assessment is desired on forms to be prescribed by the municipality for use of the local assessor and shall include information reasonably required to determine the entitlement of the applicant. If the land is leased for airport purposes, the applicant shall furnish the assessor with a copy of the lease bearing the signature of both the lessee and lessor for the period that the exemption is requested.

(c) In this section, "airport" means an area of land or water that is used for the landing, takeoff, movement, or parking of aircraft, and the appurtenant areas that are used for airport buildings or other airport facilities or right-of-way, together with airport buildings and facilities at the location. (§ 1 ch 16 SLA 1987)

Sec. 29.45.070. Mobile homes.

Mobile homes, trailers, house trailers, trailer coaches and similar property used or intended to be used for residential, office, or commercial purposes and attached to the land or connected to water, gas, electric, or sewage facilities are classified as real property for tax purposes unless expressly classified as personal property by ordinance. This section does not apply to house trailers and mobile homes that are unoccupied and held for sale by persons engaged in the business of selling mobile homes. (§ 12 ch 74 SLA 1985)

Sec. 29.45.080. Tax on oil and gas production and pipeline property.

(a) A municipality may levy and collect taxes on taxable property taxable under AS 43.56 only by using one of the methods set out in (b) or (c) of this section.

(b) A municipality may levy and collect a tax on the full and true value of taxable property taxable under AS 43.56 as valued by the Department of Revenue at a rate not to exceed that which produces an amount of revenue from the total municipal property tax equivalent to \$1,500 a year for each person residing in its boundaries.

(c) A municipality may levy and collect a tax on the full and true value of that portion of taxable property taxable under AS 43.56 as assessed by the Department of Revenue which value,

when combined with the value of property otherwise taxable by the municipality, does not exceed the product of 225 percent of the average per capita assessed full and true value of property in the state multiplied by the number of residents of the taxing municipality.

(d) By February 1 of each assessment year a taxing municipality shall inform the Department of Revenue which method of taxation the municipality will use.

(e) For purposes of this section, population shall be determined by the commissioner based on the latest statistics of the United States Bureau of the Census or on other reliable population data, and the commissioner shall advise each municipality of its population by January 15 of each year. (§ 12 ch 74 SLA 1985)

Sec. 29.45.090. Tax limitation.

(a) A municipality may not, during a year, levy an ad valorem tax for any purpose in excess of three percent of the assessed value of property in the municipality. All property on which an ad valorem tax is levied shall be taxed at the same rate during the year.

(b) A municipality, or combination of municipalities occupying the same geographical area, in whole or in part, may not levy taxes

(1) that will result in tax revenues from all sources exceeding \$1,500 a year for each person residing within the municipal boundaries; or

(2) upon value that, when combined with the value of property otherwise taxable by the municipality, exceeds the product of 225 percent of the average per capita assessed full and true value of property in the state multiplied by the number of residents of the taxing municipality.

(c) The commissioner shall apportion the lawful levy and equitably divide the tax revenues on the basis of need, services performed, and other considerations in the public interest if two or more municipalities occupying the same geographical area, in whole or in part, attempt to levy a tax

(1) the combined levy of which would result in tax revenues from all sources exceeding \$1,500 a year for each person residing within the municipal boundaries; or

(2) upon value that, when combined with the value of property otherwise taxable by the municipality, exceeds the product of 225 percent of the average per capita assessed full and true value of property in the state multiplied by the number of residents of the taxing municipality.

(d) For the purpose of (b) and (c) of this section, population shall be determined by the commissioner based on the latest statistics of the United States Bureau of the Census or on other reliable population data. (§ 12 ch 74 SLA 1985; am § 3 ch 40 SLA 1995)

Effect of amendments. The 1995 amendment, effective August 23, 1995, inserted references to ad valorem taxes in two places in subsection (a).

Sec. 29.45.100. No limitations on taxes to pay bonds.

The limitations provided for in AS 29.45.080 - 29.45.090 do not apply to taxes levied or pledged to pay or secure the payment of the principal and interest on bonds. Taxes to pay or secure the payment of principal and interest on bonds may be levied without limitation as to rate or amount, regardless of whether the bonds are in default or in danger of default. (§ 12 ch 74 SLA 1985)

Sec. 29.45.101. Limitation on taxation of fuel.

A municipality may not levy or collect a property tax under AS 29.45.010 or 29.45.055 on refined fuel unless the fuel has been physically loaded, unloaded, or stored in the municipality. (§ 3 Chap 117 SLA 2003)

Sec. 29.45.103. Taxation records.

(a) Municipal records dealing with assessment, valuation, or taxation may be inspected by the State Assessor or a designee.

(b) If a municipality's assessment and valuation has been done by a private contractor, records concerning the municipality's valuation and assessment shall be made available to the State Assessor or a designee on request.

(c) Upon request, a record described in (a) or (b) of this section shall promptly be made available to the child support enforcement agency created in AS 25.27.010 or the child support enforcement agency of another state. If the record is prepared or maintained in an electronic data base, it may be supplied by providing the requesting agency with a copy of the electronic records and a statement certifying its contents. The agency receiving information under this subsection may use the information only for child support purposes authorized under law. (§ 12 ch 74 SLA 1985; am § 141 ch 87 SLA 1997; am § 15 ch 54 SLA 2001)

Effect of amendments. The 1997 amendment, effective July 1, 1997, added subsection (c).

Editor's notes. The delayed repeal of (c) of this section by § 148(c) ch 87 SLA 1997, as amended by § 53 ch 132 SLA 1998, which was to take effect July 1, 2001, was repealed by § 15 ch 54 SLA 2001.

Sec. 29.45.105. Errors in taxation procedures.

(a) If a municipality receives a notice from the State Assessor that major errors have been found in its assessment, valuation or taxation procedures, the municipality shall correct its procedures before the beginning of the next fiscal year or file an appeal under (b) of this section.

(b) A municipality may appeal a notice from the State Assessor that it has made a major error in assessment, valuation or taxation procedures by filing an appeal with the commissioner within 30 days after receipt of notice of error.

(c) The commissioner, after consulting with the Alaska Association of Assessing Officers, shall render a decision within 60 days after the receipt of a request under (b) of this section. If the commissioner determines that a major error has been made in assessment, valuation or taxation procedures the commissioner shall notify the municipality of changes that must be made and the municipality shall correct its procedures before the beginning of the next fiscal year.

(d) If errors in its assessment, valuation or taxation procedures have resulted in a loss of revenue to the state, the municipality shall reimburse the state for the amount of revenues lost. (§ 12 ch 74 SLA 1985)

Sec. 29.45.110. Full and true value.

(a) The assessor shall assess property at its full and true value as of January 1 of the assessment year, except as provided in this section, AS 29.45.060, and 29.45.230. The full and true value is the estimated price that the property would bring in an open market and under the

then prevailing market conditions in a sale between a willing seller and a willing buyer both conversant with the property and with prevailing general price levels.

(b) Assessment of business inventories may be based on the average monthly method of assessment rather than the value existing on January 1. The method used to assess business inventories shall be prescribed by the governing body.

(c) In the case of cessation of business during the tax year, the municipality may provide for reassessment of business inventories using the average monthly method of assessment for the tax year rather than the value existing on January 1 of the tax year, and for reduction and refund of taxes. In enacting an ordinance authorized by this section, the municipality may prescribe procedures, restrictions, and conditions of assessing or reassessing business inventories and of remitting or refunding taxes.

(d) The provisions of this subsection apply to determine the full and true value of property that qualifies for a low-income housing credit under 26 U.S.C. 42:

(1) when the assessor acts to determine the full and true value of property that qualifies for a low-income housing credit under 26 U.S.C. 42, instead of assessing the property under (a) of this section, the assessor shall base assessment of the value of the property on the actual income derived from the property and may not adjust it based on the amount of any federal income tax credit given for the property; for property the full and true value of which is to be determined under this paragraph, to secure an assessment under this subsection, an owner of property that qualifies for the low-income housing credit shall apply to the assessor before May 15 of each year in which the assessment is desired; the property owner shall submit the application on forms prescribed by the assessor and shall include information that may reasonably be required to determine the entitlement of the applicant;

(2) the governing body of the municipality shall determine by ordinance whether the full and true value of all property within the municipality that first qualifies for a low-income housing credit under 26 U.S.C. 42 on and after the effective date of this subsection shall be exempt from the requirement of assessment under (1) of this subsection; thereafter, for property that first qualifies for a low-income housing credit under 26 U.S.C. 42 on and after the effective date of this subsection and that, by ordinance, is exempt from the requirement of mandatory assessment under (1) of this subsection, the governing body

(A) may determine, by parcel, whether the property shall be assessed under (a) of this section or on the basis of actual income derived from the property without adjustment based on the amount of any federal income tax credit given for the property, as authorized by (1) of this subsection; and

(B) may not, under (A) of this paragraph, change the manner of assessment of the parcel of property if debt relating to the property incurred in conjunction with the property's qualifying for the low-income housing tax credit remains outstanding. (§ 12 ch 74 SLA 1985; am § 1 ch 79 SLA 2000)

Effect of amendments. The 2000 amendment, effective January 1, 2001, added subsection (d).

Sec. 29.45.120. Returns.

(a) The municipality may require each person having ownership or control of or an interest in property to submit a return in the form prescribed by the assessor, based on property values of property subject to an ad valorem tax existing on January 1, except as otherwise provided in this chapter.

(b) The assessor may, by written notice, require a person to provide additional information within 30 days. (§ 12 ch 74 SLA 1985; am § 4 ch 40 SLA 1995)

Effect of amendments. The 1995 amendment, effective August 23, 1995, inserted “of property subjected to an ad valorem tax” in subsection (a).

Sec. 29.45.130. Independent investigation.

(a) The assessor is not bound to accept a return as correct. The assessor may make an independent investigation of property returned or of taxable property on which no return has been filed. In either case, the assessor may make the assessor's own valuation of the property subject to an ad valorem tax and this valuation is prima facie evidence of the value of the property.

(b) For investigation, the assessor or the assessor's agent may enter real property during reasonable hours to examine visible personal property and the exterior of a dwelling or other structure on the real property. The assessor or the assessor's agent may enter and examine the interior of a dwelling or other structure or the personal property in it only (1) if the structure is under construction and not yet occupied; (2) with the permission of a person in actual possession of the structure; or (3) in accordance with a court order to compel the entry and inspection. The assessor or the assessor's agent may examine all property records involved. A person shall, on request, furnish to the assessor or the assessor's agent assistance for the investigation and permit the assessor or the assessor's agent to enter a dwelling or other structure to examine the structure or personal property in it during reasonable hours. The assessor may seek a court order to compel entry and production of records needed for assessment purposes.

(c) An assessor may examine a person on oath. On request, the person shall submit to examination at a reasonable time and place selected by the assessor. (§ 12 ch 74 SLA 1985; am § 5 ch 40 SLA 1995; am § 1 ch 4 SLA 1999)

Effect of amendments. The 1999 amendment, effective March 27, 1999, made substantive changes to subsection (b). The 1995 amendment, effective August 23, 1995, substituted “property subjected to an ad valorem tax” for “taxable property” in subsection (a).

Sec. 29.45.140. Violations; authorization to prescribe penalties by ordinance.

For knowingly failing to file a tax statement required by ordinance or knowingly making a false affidavit to a statement required by a tax ordinance relative to the amount, location, kind, or value of property subject to taxation with intent to evade the taxation, a municipality may by ordinance prescribe a penalty not to exceed a fine of \$1,000 or imprisonment for 90 days. (§ 12 ch 74 SLA 1985)

Sec. 29.45.150. Reevaluation.

A systematic reevaluation of taxable real and personal property undertaken by the assessor, whether of specific areas in which real property is located or of specific classes of real or personal property to be assessed, shall be made only in accordance with a resolution or other act of the municipality directing a systematic reevaluation of all taxable property in the municipality over the shortest period of time practicable, as fixed in the resolution or act. (§ 12 ch 74 SLA 1985)

Sec. 29.45.160. Assessment roll.

(a) The assessor shall prepare an annual assessment roll. The roll must contain

- (1) a description of all property subject to an ad valorem tax;
- (2) the assessed value of all property subject to an ad valorem tax;
- (3) the names and addresses of persons with property subject to an ad valorem tax.

(b) The assessor may list real property by any description that may be made certain. Real property is assessed to the record owner. The district recorder shall at least monthly provide the assessor a copy of each recorded change of ownership showing the name and mailing address of the owner and the name and mailing address of the person recording the change of ownership. Other persons having an interest in the property may be listed on the assessment records with the owner. The person in whose name property is listed as owner is conclusively presumed to be the legal record owner. If the property owner is unknown, the property may be assessed to "unknown owner". An assessment is not invalidated by a mistake, omission, or error in the name of the owner, if the property is correctly described. (§ 12 ch 74 SLA 1985; am § 6 ch 40 SLA 1995)

Effect of amendments. The 1995 amendment, effective August 23, 1995, in subsection (a), substituted "property subjected to an ad valorem tax" for "taxable property" in paragraphs (1) and (2) and for "property subject to assessment and taxation" in paragraph (3).

Sec. 29.45.170. Assessment notice.

(a) The assessor shall give each person named in the assessment roll a notice of assessment showing the assessed value of the person's property that is subject to an ad valorem tax. On each notice is printed a brief summary of the dates when taxes are payable, delinquent, and subject to penalty and interest, and the dates when the board of equalization will sit.

(b) Sufficient assessment notice is given if mailed by first class mail 30 days before the equalization hearings. If the address is not known to the assessor, the notice may be addressed to the person at the post office nearest the property. Notice is effective on the date of mailing. (§ 12 ch 74 SLA 1985; am § 7 ch 40 SLA 1995)

Effect of amendments. The 1995 amendment, effective August 23, 1995, in subsection (a), added "that is subject to an ad valorem tax" at the end of the first sentence and made a minor stylistic change.

Sec. 29.45.180. Corrections.

(a) A person receiving an assessment notice shall advise the assessor of errors or omissions in the assessment of the person's property. The assessor may correct errors or omissions in the roll before the board of equalization hearing.

(b) If errors found in the preparation of the assessment roll are adjusted, the assessor shall mail a corrected notice allowing 30 days for appeal to the board of equalization. (§ 12 ch 74 SLA 1985)

Sec. 29.45.190. Appeal.

(a) A person whose name appears on the assessment roll or the agent or assigns of that person may appeal to the board of equalization for relief from an alleged error in valuation not adjusted by the assessor to the taxpayer's satisfaction.

(b) The appellant shall, within 30 days after the date of mailing of notice of assessment, submit to the assessor a written appeal specifying grounds in the form that the board of equalization may require. Otherwise, the right of appeal ceases unless the board of equalization finds that the taxpayer was unable to comply.

(c) The assessor shall notify an appellant by mail of the time and place of hearing.

(d) The assessor shall prepare for use by the board of equalization a summary of assessment data relating to each assessment that is appealed.

(e) A city in a borough may appeal an assessment to the borough board of equalization in the same manner as a taxpayer. Within five days after receipt of the appeal, the assessor shall notify the person whose property assessment is being appealed by the city. (§ 12 ch 74 SLA 1985)

Sec. 29.45.200. Board of equalization.

(a) The governing body sits as a board of equalization for the purpose of hearing an appeal from a determination of the assessor, or it may delegate this authority to one or more boards appointed by it. An appointed board may be composed of not less than three persons, who shall be members of the governing body, municipal residents, or a combination of members of the governing body and residents. The governing body shall by ordinance establish the qualifications for membership.

(b) The board of equalization is governed in its proceedings by rules adopted by ordinance that are consistent with general rules of administrative procedure. The board may alter an assessment of a lot only pursuant to an appeal filed as to the particular lot.

(c) Notwithstanding other provisions in this section, a determination of the assessor as to whether property is taxable under law may be appealed directly to the superior court. (§ 12 ch 74 SLA 1985)

Sec. 29.45.210. Hearing.

(a) If an appellant fails to appear, the board of equalization may proceed with the hearing in the absence of the appellant.

(b) The appellant bears the burden of proof. The only grounds for adjustment of assessment are proof of unequal, excessive, improper, or under valuation based on facts that are stated in a valid written appeal or proven at the appeal hearing. If a valuation is found to be too low, the board of equalization may raise the assessment.

(c) The board of equalization shall certify its actions to the assessor within seven days. Except as to supplementary assessments, the assessor shall enter the changes and certify the final assessment roll by June 1.

(d) An appellant or the assessor may appeal a determination of the board of equalization to the superior court as provided by rules of court applicable to appeals from the decisions of administrative agencies. Appeals are heard on the record established at the hearing before the board of equalization. (§ 12 ch 74 SLA 1985)

Sec. 29.45.220. Supplementary assessment rolls.

The assessor shall include property omitted from the assessment roll on a supplementary roll, using the procedures set out in this chapter for the original roll. (§ 12 ch 74 SLA 1985)

Sec. 29.45.230. Tax adjustments on property affected by a natural disaster.

(a) The municipality may by ordinance provide for assessment or reassessment and reduction of taxes for property destroyed, damaged, or otherwise reduced in value as a result of a disaster.

(b) An assessment or reassessment under this section may be made by the assessor only upon the receipt of a sworn statement of the taxpayer that losses exceed \$1,000. A reduction of taxes may be made only on losses in excess of \$1,000 for the remainder of the year following the disaster. On reassessment, the municipality shall recompute this tax and refund taxes that have already been paid.

(c) The municipality shall give notice of assessment or reassessment under this section and shall hold an equalization hearing as provided in this chapter, except that a notice of appeal must be filed with the board of equalization within 10 days after notice of assessment or reassessment is given to the person appealing. Otherwise, the right of appeal ceases unless the board finds that the taxpayer is unable to comply.

(d) In an ordinance authorized by this section the municipality shall establish criteria for the reduction of taxes on property damaged, destroyed, or otherwise reduced in value as a result of disaster, and may, consistent with this section, prescribe procedures, restrictions, and conditions for assessing or reassessing property and for remitting, refunding, or forgiving taxes. (§ 12 ch 74 SLA 1985; am § 50 ch 14 SLA 1987; am §§ 1, 2, 3 ch 001 SLA 2004)

Effect of amendments. The 2004 amendments effective May 13, 2004, amended subsection (a) to insert 'by ordinance' and delete the word 'natural'; amended subsection (d) by deleting the words 'enacting' and 'or resolution,' rewrote portions of subsection (d) to require that property tax reduction criteria be established in ordinance; and repealed subsection (e) defining disaster.

Sec. 29.45.240. Establishment of levy and determination of rate.

(a) The power granted to a municipality to assess, levy, and collect a property tax shall be exercised by means of an ordinance. The rate of levy, the date of equalization, and the date when taxes become delinquent shall be fixed by resolution.

(b) A municipality shall annually determine the rate of levy before June 15. By July 1 the tax collector shall mail tax statements setting out the levy, dates when taxes are payable and delinquent, and penalties and interest. (§ 12 ch 74 SLA 1985)

Sec. 29.45.250. Rates of penalty and interest.

(a) A penalty not to exceed 20 percent of the tax due may be added to all delinquent taxes, and interest not to exceed 15 percent a year shall accrue upon all unpaid taxes, not including penalty, from the due date until paid in full. A municipality may impose a penalty not to exceed 20 percent of the tax due upon the late return of personal property assessment forms. A

penalty under this section may be imposed according to a formula that increases the amount of the penalty as the length of time increases during which payment is delinquent or assessment forms are not returned.

(b) If a taxpayer is given the right to pay the tax in two installments, penalty and interest on an unpaid installment accrues from the date the installment becomes due. (§ 12 ch 74 SLA 1985)



State of Alaska Municipal Assessor Directory



STATE OF ALASKA

Steve Van Sant, State Assessor
Dept. of Commerce, Community, &
Economic Development, Division of
Community & Regional Affairs
550 W. 7th Ave., Suite 1770
Anchorage, AK 99501-3510
Phone: (907) 269-4605
Fax: (907) 269-4539
E-Mail: steve.vansant@alaska.gov

James Greeley,
State Petroleum Property Assessor
AK Dept. of Revenue
550 W. 7th, Suite 500
Anchorage, AK 99501-3557
Phone: (907) 269-1029
Fax: (907) 269-6644
E-Mail: james.greeley@alaska.gov

Municipality of Anchorage

Marty McGee, Assessor
Property Appraisal Division
P.O. Box 196650
Anchorage, AK 99519-6650
Phone: (907) 343-6897
Fax: (907) 343-6599
E-Mail: mcgeedm@ci.anchorage.ak.us

Fairbanks North Star Borough

Pat Carlson, Assessor
P.O. Box 71267
Fairbanks, AK 99707
Phone: (907) 459-1426
Fax: (907) 459-1416
E-Mail: pcarlson@fnsb.us

City and Borough of Juneau

Robin Potter, Assessor
155 South Seward Street
Juneau, AK 99801
Phone: (907) 586-0330
Fax: (907) 586-5367
E-Mail: Robin_Potter@ci.juneau.ak.us

Eagle (907) 547-2282 (*Mondays only*)

Kenai Peninsula Borough

Tom Anderson, Assessor
144 North Binkley Street
Soldotna, AK 99669
Phone: (907) 714-2230
Fax: (907) 714-2393
E-Mail: tanderson@borough.kenai.ak.us

Ketchikan Gateway Borough

Ron Brown, Assessor
1900 1st Avenue, Suite 219
Ketchikan, AK 99901
Phone: (907) 228-6640
Fax: (907) 228-6655
E-Mail: ronb@kgbak.us

Kodiak Island Borough

Bill Roberts, Assessor
710 Mill Bay Rd.
Kodiak, AK 99615
Phone: (907) 486-9353
Fax: (907) 486-9395
E-Mail: broberts@kodiakak.us

Matanuska-Susitna Borough

David Dunivan, Assessor
350 East Dahlia Avenue
Palmer, AK 99645-6488
Phone: (907) 745-9640
Fax: (907) 745-9693
E-Mail: David.Dunivan@matsugov.us

City and Borough of Sitka

Randy Hughes, Assessor
100 Lincoln Street
Sitka, AK 99835
Phone: (907) 747-1820
Fax: (907) 747-6138
E-Mail: rhughes@cityofsitka.com

North Slope Borough

Linda Chrestman, Assessor
P.O. Box 69
Barrow, AK 99723
Phone: (907) 852-0355
E-Mail: linda.chrestman@north-slope.org

Haines Borough

Dean Olsen, Acting Assessor
P. O. Box 1209
Haines, AK 99827
Phone: (907) 766-2231
Fax : (907) 766-2716
E-Mail: dolsen@haines.ak.us

CONTRACT ASSESSORS

Bristol Bay Borough (907) 246-4224
Cordova (907) 424-6200
City & Borough of Yakutat (907) 784-3323
Dillingham (907) 842-5211
Nenana (907) 832-5501
Nome (907) 443-6663
North Slope Borough (907) 561-5144
Petersburg (907) 772-4519
Unalaska (907) 581-1251
Valdez (907) 835-4313
Whittier (907) 472-2337
Wrangell (907) 874-2381
Appraisal Company of Alaska
Michael Renfro, Owner
3940 Arctic Blvd., Suite 103
Anchorage, AK 99503
Phone: (907) 562-2424
FAX: (907) 563-1368
E-Mail: mrenfro@appraisalalaska.com

Craig (907) 826-3275
Skagway (907) 983-2297

Horan and Company

403 Lincoln Street
Sitka, AK 99835
Phone: (907) 747-6666
Fax (907) 747-7417
E-Mail: charles@horanappraisals.com

Pelican (907) 735-2202

Canary and Associates

Jim Canary

P.O. Box 32361
Juneau, AK 99803
Phone: (907) 789-0871
Fax (907) 789-0872
E-Mail: appraisal@alaskaappraisal.com

