

BAYONETS FOR HECKLER & KOCH ASSAULT RIFLES

by R.D.C EVANS



**October 2009
Bayonet Studies Series No.4**

First Edition

**This article is provided free, you should not be charged for it.
Future updates and revisions will be available at :-**

www.jeffreyhayes.com/books

HECKLER & KOCH ASSAULT RIFLES

H&K G3 Series for 7.62 x 51 mm NATO cartridge.

Gewehr 3 rifle adopted for West German forces in 1959. (The G1 was the Belgian FN FAL and the G2 was the Swiss StG 57.)

Rifle made by Heckler & Koch GmbH & Cie., at Oberndorf am Neckar.



PLATE 1: Heckler & Koch G3 rifle with fixed Eickhorn KCB-70 M3 wire-cutter bayonet.

Initially, Rheinmetall of Düsseldorf also produced a version of the G3 (for special Rheinmetall G3 bayonet see Maddox No. 418, ABC p.182, Kiesling No. 63) but passed manufacturing rights to H&K. Indonesia produced a copy of the Rheinmetall G3 bayonet with black plastic grips (Ziegler Website).

H&K subsequently produced a bewildering variety of assault rifles of basic G3 type, e.g. :-

G3A1 - Retractable stock. Oct.1963.

G3A2. - Free-floating barrel.

G3A3 - Plastic stock. Redesigned rear-sight. Dec. 1964.

G3A4 - Retractable stock. 1964. etc., etc.

G3K rifles (K=Kurz=Short) do not accept bayonets.

Sniper rifles (e.g. G3 Zf) have telescopes and do not usually carry bayonets.

Exported to nearly 90 countries world-wide. Manufactured under licence by around 17 countries.

H&K HK33 Series for 5.56 x 45 mm NATO cartridge.

Introduced 1968. Not adopted by the West German military.

HK33 A2 - Fixed plastic stock.

HK33 A3 - Retractable stock. etc., etc.

Short K-designated rifles again do not carry bayonets.

Exported to about 24 countries. Made under licence by Turkey and by Harrington & Richardson, USA.

H&K G41 Series for 5.56 x 45 mm NATO cartridge.

Introduced 1981 and adopted for West German forces in 1983 as the Gewehr 41. Short K-designated rifles again do not carry bayonets.

Variants - G41A1, G41A2, G41A3, G41TGS etc.



PLATE 2: Heckler & Koch G41 rifle with the basic German G3-style bayonet fixed.

Exported to four countries - Italy, Spain, Sri Lanka and Turkey. No licenced manufacturers outside Germany.

ADDITIONAL NOTES

H&K Gewehr 36 [G36] Assault Rifle for 5.56 x 45 mm NATO cartridge. Has bayonet bar below barrel for a Kalashnikov AKM Type 2 bayonet with its muzzle ring enlarged from 17.5 mm to 22 mm.

These bayonets were available in quantity from East Germany when Germany reunited in October 1990 (Ivie p.83). First deliveries to German troops in 1997.

H&K G11 Rifle. 4.7 mm caseless ammunition. Futuristic weapon troop-trialled in Germany in 1988. Accepts derivative of G3 bayonet with hilt almost hidden in stock when fixed.

BAYONET ADAPTORS FOR HECKLER & KOCH RIFLES - G3 - HK33 - G41.

A distinctive feature of Heckler & Koch assault rifles is the cocking tube positioned above the barrel. In the case of rifles not intended for use with bayonets, the cocking tube is sealed at its forward end by a circular cap retained in position by a single screw-bolt (Plate 3).




PLATE 3: Heckler & Koch rifle with plain cocking tube cap. A bayonet cannot be fixed unless the cap is replaced by an adaptor.

The screw-bolt has a squared washer and a spring washer and passes through a small hole drilled in the lower left quadrant of the cocking tube, as seen from the point of view of an observer looking at the rifle from the muzzle end. It screws into a threaded hole drilled in the circular cap.

Bayonet Adaptors for Small Lug (10 mm) Bayonets.

The bayonet mounting system used by Heckler & Koch is highly unusual. For a rifle to accept a bayonet in most instances, the cocking tube cap must be replaced by a bayonet adaptor (Plates 4 & 5). The adaptor is secured in position in the forward end of the rifle's cocking tube by a screw-bolt in the same lower-left orientation as was described above. The screw-bolt can be tightened in a small threaded hole drilled in the adaptor (Plate 6).




SINGLE-HOLE ADAPTOR
For Profile 1 and 1A
Bayonets



DOUBLE-HOLE ADAPTOR
For Profile 1, 1A and 2
Bayonets

PLATE 4: The two types of bayonet adaptor used with H&K rifles.

To fix the bayonet, a projecting circular-sectioned lug (10 mm in diameter) on the rear surface of the bayonet pommel must be pushed against pressure from a spring-loaded plunger housed in the adaptor until a hooked catch mounted on the bayonet catches in a further larger unthreaded hole drilled through one side of the adaptor. When the catch on the bayonet is released, the spring-loaded plunger within the adaptor spring actually throws the bayonet out of its fixed position, a unique arrangement as compared to other bayonet fixing systems.



**Profile 1 Bayonet locked
into Adaptor**

Face View of Adaptor

PLATE 5: Bayonet adaptor fixed on bayonet lug.

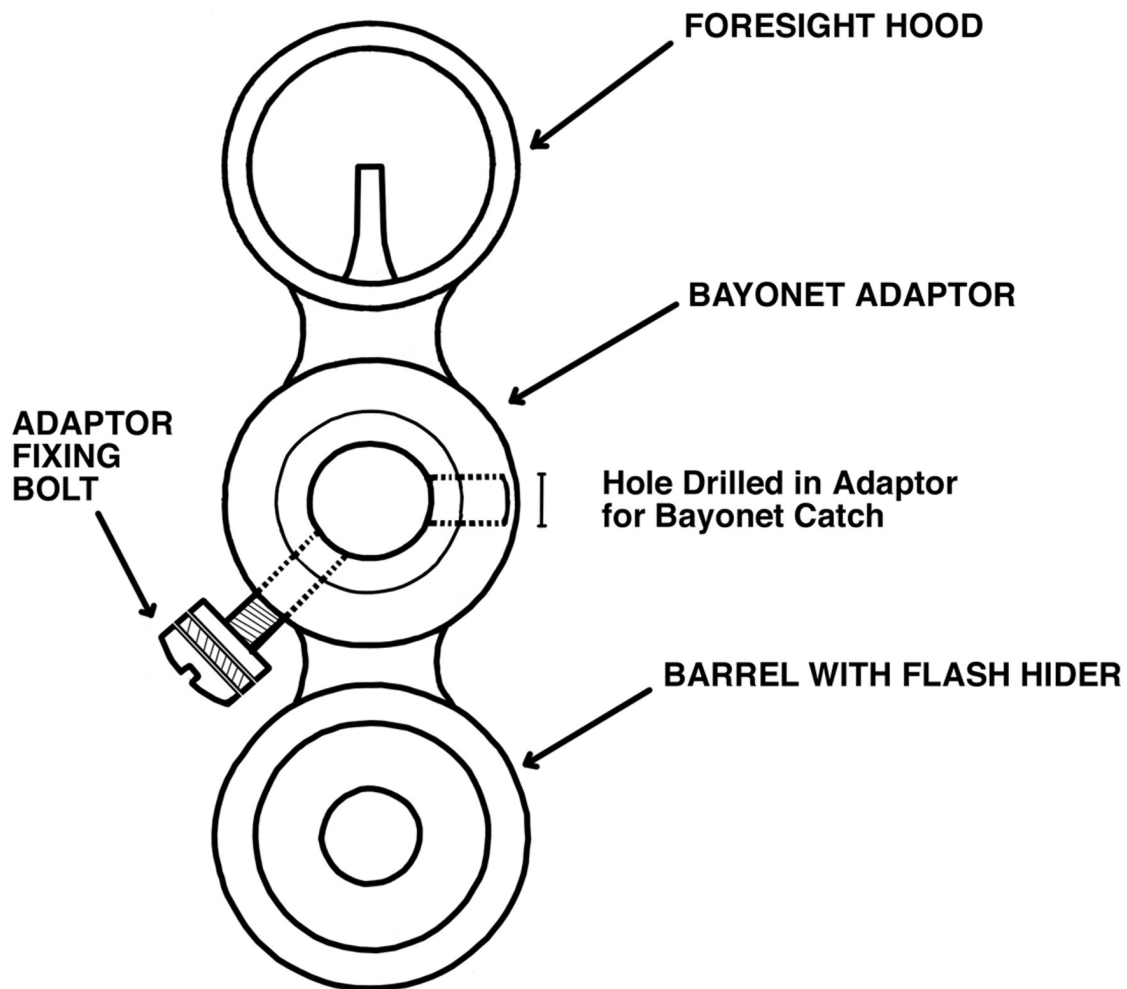


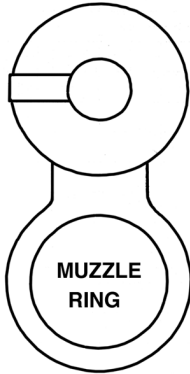
PLATE 6: Diagrammatic Representation of the Muzzle View of a H&K Rifle with Bayonet Adaptor in Position in the Cocking Tube.

Many of these adaptors were produced by Eickhorn of Solingen who made a whole range of bayonet adaptors fitting various NATO assault rifles.

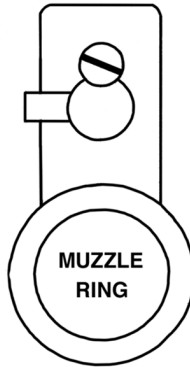
Heckler & Koch bayonets are unusual in that they fix above, rather than below, the rifle barrel. The bayonet therefore fixes in an 'upside-down' or inverted orientation with the muzzle ring downwards. The large 22 mm muzzle ring surrounds the rifle's flash-hider. The whole design of the most commonly encountered H&K bayonet variants reflects this 'upside-down' fixing position as blades are in a reversed orientation on the hilt, with the main cutting edge forward of the muzzle ring. When used as a hand-held knife, the bayonet is designed to be held 'upside-down' with the muzzle ring forward of the knuckles - the blade is then in the normal position for use as a cutting tool or weapon.

BAYONETS FOR HECKLER & KOCH G3 ASSAULT RIFLES AND THEIR DERIVATIVES

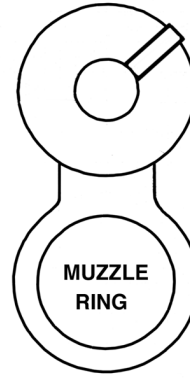
Small (10 mm Diameter) Lug



PROFILE 1
9 o'clock catch

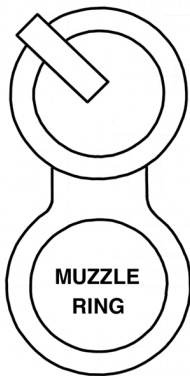


PROFILE 1A
9 o'clock catch
Eickhorn Wire-cutter

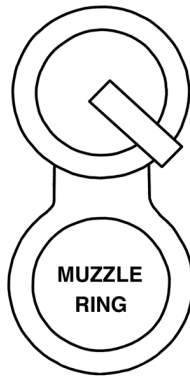


PROFILE 2
1.30 catch

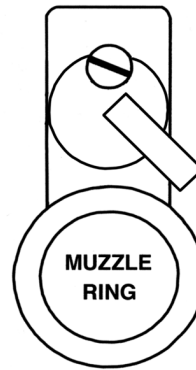
Large (20 mm Diameter) Lug



PROFILE 3
10.30 catch



PROFILE 4
4.30 catch



PROFILE 4A
4.30 catch
Eickhorn Wire-cutter

PLATE 7: Diagrammatic Representations H&K Rifle Bayonet Profiles as seen when viewing the bayonets end-on from the Rear.

The identification of H&K bayonets is complicated by the fact that the orientation of the catch on the bayonet pommel can vary. These alternative catch positions are illustrated here as a series of "Profiles" (see Plate 7). Each Profile represents a bayonet as seen looking at the rear surface of the pommel, with the muzzle ring downwards. By far the commonest of these is Profile 1 where the catch is in the '9 o'clock' position. (Profile 1A is a sub-variant applicable to the Eickhorn KCB derived wire-cutter bayonet.) Profile 1 and 1A bayonets require an adaptor which has the catch-hole drilled in the position shown in Plate 6-- that is at the mid-point of the right hand side of the adaptor. The relative positions of the adaptor's fixing-screw hole and catch-hole are vital here. Note that the adaptor is being viewed from the point of view of an observer looking at the rifle muzzle-on, while the bayonet Profiles are seen from the opposite point of view, looking at the rear surface of the bayonet pommel. Catch-holes are drilled through the metal of the adaptor only, not through the rifle's cocking tube which is perforated by just the screw-bolt hole.

Profile 2 bayonets have their catches orientated in a '1.30' clock-face position and will not fix in an adaptor as illustrated in Plate 6 as the catch-hole is in the wrong position relative to the screw-bolt hole at the lower left quadrant of the cocking tube. For Profile 2 bayonets, the adaptor must have the catch-hole drilled in the upper left quadrant. In fact, a "Two Catch-Hole" adaptor was manufactured (see Plate 4) which has catch-holes in the correct positions to mate with both Profile 1 and Profile 2 bayonets, in addition to the usual smaller threaded screw-bolt hole.

Note. An adaptor fitting in the end of the cocking tube was also made which had a projecting T-section lug. This accepted a U.S. M7-style bayonet made with a shortened quillon so that the bayonet cross-guard did not block the line of sight when fixed in the inverted position on a H&K rifle.

Large Lug (20mm) Bayonets for Use Without an Adaptor.

At a later stage in the usage of H&K G3 rifles, it was decided to modify the bayonet fixing system so that an adaptor was no longer necessary. Bayonets were hence produced which had a larger (20 mm diameter) projecting lug on the pommel which fitted directly into the open end of the rifle's cocking tube. In the case of Profile 4 and Profile 4A bayonets (see Plate 7) the orientation of the fixing catch on the bayonet was altered to a 4.30 clock-face position which allowed the hook on the bayonet catch to engage the existing hole drilled in the lower left quadrant of the cocking tube. This hole of course formerly housed the screw-bolt which held the adaptor in place, but was now no longer required for this purpose.

However, one large-lug bayonet variant exists (Profile 3) which has a catch orientated in the 10.30 clock-face position. This would require a special catch-hole to be drilled in the rifle's cocking tube in a unique upper left quadrant position. Just why this particular complication was deemed necessary remains a mystery.

THE BASIC GERMAN G3-STYLE BAYONET

It is not clear whether this type of bayonet was originally developed by Heckler & Koch of Oberndorf or by Carl Eickhorn of Solingen. The design had emerged by 1959 when the G3 rifle and its bayonet were adopted by the West German military.

Such bayonets are about 305 mm overall with 165 mm blades and 22.0 mm muzzle rings.

BLADE Blades are of the style originally developed in the USA for the M3 trench knife and are unfullered, single-edged and flat-backed for the rear section and then assume a double-edged diamond section running to the spear point. Blades are however of 'reversed' or 'upside-down' orientation with the main cutting edge forward of the muzzle ring.

CROSS-GUARD The steel cross-guards are straight with large muzzle rings and virtually no opposing quillon. Four variant cross-guards may be encountered, classified here as Broad Plain, Broad Notched, Half Notched and Narrow Plain (Plate 8). The two notched styles of guard are most appropriately mated to scabbards which have a spring-catch just to the rear of their throats. The scabbard catch engages the cross-guard notch to retain the bayonet when sheathed.

G3 BAYONET CROSS-GUARDS

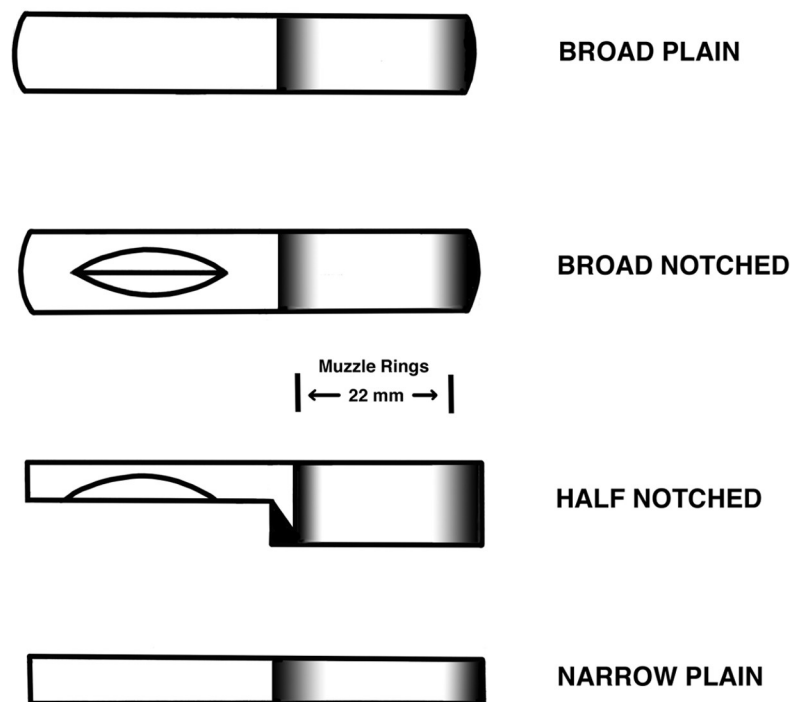


PLATE 8: The four types of cross-guards found on basic G3 bayonets

GRIP Bayonets of this type have a plastic one-piece grip of circular cross-section. The grip profile is straight to the rear of the muzzle-ring and of convexly curved or bellied outline at the opposite side. There is a short (23 mm) steel flash-guard immediately behind the muzzle-ring which covers the adjacent slot in the rifle's flash-hider when the bayonet

is fixed and so protects the plastic grip which might otherwise be scorched by the discharge. There are three grip patterns (Plate 9).



12 Groove grip



6 Groove Grip



7 Groove Grip

G3 BAYONET GRIPS

PLATE 9: The three grip styles found on basic G3 bayonets.

- a) The 12 Groove Grip, 104 mm long. Believed to be an early type. Made of a shiny black plastic of a granular texture. There are 12 encircling grooves separated by narrow ridges. (Some rare late-production bayonets have the 12 groove grip but moulded using the dull black polyamide plastic usually associated with 6 or 7 groove grips.)
- b) The 6 Groove Grip, 95 mm long. Made of a dull black polyamide plastic of smooth texture. There are six widely-spaced encircling grooves with an additional longitudinal groove on each side.
- c) The 7 Groove Grip, 127 mm long. Made of the same dull black polyamide plastic as b) above. (Bayonets with olive coloured grips are occasionally seen.) There are now seven widely-spaced encircling grooves with an additional longitudinal groove on each side. In the case of bayonets with a) or b) pattern grips, pommels are in the form of a truncated cone and are of steel. In the case of the c) pattern grip however, the truncated cone is an integral part of the plastic grip moulding and there is hence no metal pommel as such.

POMMEL The details of pommel construction vary. For bayonets with 12 groove grips, the blued steel body of the pommel is a short truncated cone 15 mm long secured to the blade tang by a pin visible on the reverse side. A circular-sectioned lug some 11 mm long and 10 mm in diameter protrudes from the rear surface of the pommel. The coil-spring actuated fixing-catch is housed in a slot machined into one side of the pommel and protruding lug. The catch pivots, at its forward end, on a pin accommodated in a hole bored through one side of the pommel. The catch has a ridged operating surface and extends rearwards as a hook which moves within the protruding lug. When the bayonet is fixed, the projecting lug to the rear of the pommel fits within the bayonet adaptor housed in the forward end of the rifle's above-barrel cocking tube.

For bayonets with 6 groove grips, the pommel is heavier and more substantial and is 20 mm long. Its rear part is a truncated cone, but forward of this is a plain circular part which continues the cross-section of the plastic grip and which supports the securing pin which runs through the blade tang. The basic design of the protruding lug projecting from the rear surface and the fixing catch is as previously described.

Turning to bayonets with 7 groove grips, these in effect have no pommel as such, as the truncated cone to the rear of the hilt is now an integral part of the dull black polyamide plastic grip moulding and not a steel component. The only blued steel components at the rear end of the hilt are the pivoting catch and the projecting circular-sectioned lug. The catch now pivots on a pin housed in a hole bored through one side of the grip plastic, while the projecting lug is possibly a rearward extension of the blade tang. The machined slot in the lug which houses the hooked part of the catch is open through to the rear surface of the lug. For bayonets described earlier, the catch slot in contrast finishes just short of the circular rear surface of the lug.

A further major complication in the design of these bayonets is the positioning of the catch relative to the longitudinal axis of the bayonet (see Profiles previously shown in Plate 7).

THE GERMAN EICKHORN KCB-70 WIRE-CUTTER BAYONET FOR H&K ASSAULT RIFLES

In their September 1969 catalogue, the Solingen firm of Carl Eickhorn Waffenfabrik AG introduced their KCB-70 M1 bayonet, developed in conjunction with NWM of the Netherlands and initially designed to fit the U.S.-designed Stoner 63A1 assault rifle. Later a modified version was produced to fit the Heckler & Koch G3 rifle. This was known as the KCB-70 M3 bayonet and was given the Eickhorn Serial No. CE9130.

The Eickhorn KCB-70 M3 is 317 mm overall with a 177 mm blade and a 22.0 mm muzzle ring. The unfullered single-edged blade is of reversed orientation with the main cutting edge forward of the muzzle ring side of the hilt. The back-edge of the hilt features a series of file-like saw teeth machined into the obverse side. Forward of the saw-teeth, the back-edge is swaged, the swage running into the clipped point. A hole

bored through the blade engages a lug on the scabbard to form a wire-cutting tool. The true-edge of the blade is ground on the reverse side only. All metal parts of the bayonet have a dull black phosphated finish. The cross-guard is straight, the muzzle ring being much wider than the body of the guard. There is virtually no quillon. The one-piece dull black polyamide plastic grip is concave to the rear of the muzzle ring. Apart from this, it is of almost rectangular section and has ridges and grooves to improve the hand-grip. It is secured to the blade tang by a black plastic screw-bolt which has a screw-driver slotted head on the obverse. The grip is not protected by a flash-guard. The pommel continues the cross-section of the grip and is secured by a screw-driver slotted screw-bolt visible at the rear surface. A circular-sectioned lug some 11 mm long and 10 mm in diameter (with a machined concave groove to clear the pommel screw-bolt) protrudes from the rear surface of the pommel. The coil-spring actuated fixing-catch is housed in a slot machined into the obverse side of the pommel and the protruding lug. The catch pivots, at its forward end, on a pin accommodated in a hole bored through one side of the pommel. The catch has a ridged operating surface and extends rearwards as a hook which moves within the protruding lug. When the bayonet is fixed, the projecting lug to the rear of the pommel fits within the bayonet adaptor housed in the forward end of the rifle's above-barrel cocking tube (Profile 1A, Plate 7 and Plate 19).

Carl Eickhorn went bankrupt in May 1975 but their factory was bought by G.M.S. Gesellschaft für Metallverarbeitung mbH & Co. who continued to mark bayonets with the Eickhorn Squirrel trade-mark, but with a horizontal line above the stylised animal. GMS produced a version of the KCB-70 M3 bayonet with a 20 mm diameter lug on the pommel (Profile 4A, Plate 7 and Plate 23) which was sold commercially as well as being supplied to Greece.

G.M.S. in turn was declared bankrupt in 1981. Stock and trademark were acquired by E.&F. Hörster (ultimately declared bankrupt, November 1996) but the trade-mark was later (circa 1982-3) bought by A. Eickhorn GmbH & Co. für Schneidwaren und Waffen KG. who survive to the present day. The A. Eickhorn company uses the Squirrel trade-mark and also the letters "AES" in three hexagons over the word "INTERNATIONAL". (Carter pp. 138-141.) This last incarnation of the firm does not appear to have produced a KCB-70 style wire-cutter for Heckler & Koch rifles.

Carl Eickhorn, GMS and A. Eickhorn were also major producers of the basic G3 bayonets (i.e., those not of the KCB-M3 wire-cutting type.), not of the KCB-M3 wire-cutting type. They made many of the standard-style G3 bayonets for the West German Bundeswehr, for foreign military forces using H&K assault rifles and for general commercial sale (see Plate 10).








PLATE 10: The G3 bayonets and scabbards offered by A. Eickhorn GmbH & Co. für Schneidwaren und Waffen KG of Solingen in their 1984 trade catalogue.

BAYONETS FOR HECKLER & KOCH G3 ASSAULT RIFLES AND THEIR DERIVATIVES: Known Variants

SMALL (10 mm Diameter) LUG

Profile 1: 9 o'clock catch

Denmark. Model 75 Type 1

Broad notched cross-guard. 6-groove grip. Marked Crown/HMAK on flash-guard. Used with G3A5 rifle leased from W. Germany. Denmark did not manufacture any G3 bayonets, but bought them from Germany. (Løvschall pp. 105,107) (Plate 11)



PLATE 11: Danish Sentry with H&K G3A5 Rifle and a Model 75 Bayonet. The bayonet is the M.75 Type 1 with a notched cross-guard and a Profile 1 catch orientation.



PLATE 12: West German G3 Bayonet Variant 1. No markings of any kind. Note the 9 o'clock catch profile and the early 12-groove grip of shiny black plastic with a granular appearance. Broad plain cross-guard. All metal parts are Parkerised dark grey. The scabbard body is wood grained. Believed to be the early version of the G3 bayonet made by Carl Eickhorn and adopted by West Germany's military in 1959.



PLATE 13: West German G3 Bayonet Variant 2. Differs from the above in having a broad notched cross-guard. Note the 9 o'clock catch profile and the 12-groove grip of shiny black plastic with a granular appearance. The blade has a reddish-brown finish. This particular example has a large figure 3 in yellow paint on the reverse side of the grip $\text{\textcircled{D}}$ on the flat just behind the cross-guard, but no other markings. Scabbard with a black plastic body. A spring catch engages the notch on the bayonet cross-guard. The olive-drab webbing hanger has been professionally repaired with a brown leather patch. Probably made by Carl Eickhorn pre-1975 and exported for military use by an unknown nation.

Denmark. Model 75 Type 2
Half-notched cross-guard. 7-groove grip.
The truncated cone pommel is plastic & part of the grip.
(Løvschall p.107)

Denmark. Model 75 Type 2B
Half-notched cross-guard. 7-groove grip. Pin through grip added by the Danes. The truncated cone pommel is plastic & part of the grip.
(Løvschall p.111)

Denmark. Model 75 Type 3
Narrow plain cross-guard. 7-groove grip. Flash-guard marked Crown/HMAK. This is "Haerens Materiel Kommando", Army Material Command. (Holmbäck) (Løvschall p.113)

France. FAMAS Experimental.
Narrow plain cross-guard. 7-groove grip. Also being considered for the F.E.L.IN. system. (ABC p.119) (Méry, AFCB Journal 38, p. 22)

West Germany. G3 Rifle Bayonet: Variant 1.
Broad plain cross-guard. 12-groove shiny plastic grip.
(Brayley pp. 97-98) (Kiesling 42) (RDCE Colln.) (ABC 115) (Plate 12)

West Germany. G3 Rifle Bayonet: Variant 2.
Broad notched cross-guard. 12-groove shiny plastic grip.
(Maddox No. 420) (Brett p. 156) (RDCE Colln.) (ABC 115) (Plate 13)

Germany. A. Eickhorn [AES] Commercial G3
Half-notched cross-guard. 7-groove grip. The truncated cone pommel is plastic & part of the grip. (Brayley p. 100) (Eickhorn Cat. III/84. B8) (ABC p.127) (RDCE Colln.) (Plate 14)




PLATE 14: German Commercial G3 bayonet by A.Eickhorn (AES). Note the polyamide 7- groove grip and half-notched cross-guard. Dark grey Parkerised finish. No markings. The scabbard with leather hanger and shiny plastic body is possibly Japanese-made and may be a replacement. Late 1980's ?




PLATE 15: German Commercial G3-L bayonet by A. Eickhorn (AES). Note the long 231 mm 2-edged blade. Scabbard with wood-grain body. Scabbard throat marked US M8A1. The bayonet has no markings.



PLATE 16: The Norwegian Model 1968 Knife Bayonet for the Automatgevær 3 Rifle (AG-3). The rifle was the H&K G3A5 made under licence by Kongsberg Våpenfabrikk in Norway. The bayonet was designed and produced in Norway. Initially these bayonets were conversions of US M4 bayonets used in Norway but later examples, like the one illustrated, were newly-made. The Norwegian M.68 is 295 mm overall with a 169 mm blade. The pommel and grip are of oval cross-section and the hilt is shorter than the hilts of other G3 bayonets. The short hilt lies behind the slots in the rifle's flash-hider when the bayonet is fixed so a flash-guard is unnecessary. The blued steel pommel is pinned to the blade tang, one end of the hollow spring-pin being visible on the pommel reverse. The fixing catch is in the Profile 1 position (see Plate 7) and is secured by a similar pin through the pommel obverse. The operating surface of the catch is smooth, without the usual ridges and grooves. The shiny plastic grip is textured and olive in colour. The blued steel cross-guard is of the narrow plain pattern (see Plate 8). The Parkerised blade does not have the reversed cutting edge normally found on G3 bayonets. The scabbard has an olive webbing hanger and a wood-grain body. Its mounts are of Parkerised steel and include a chape, with a large thong-hole, pinned to the body. Norway also produced a rare variant of this bayonet with a black plastic grip and a leather scabbard hanger specifically for cadets at the military academy (Krigsskolen).

Germany. A. Eickhorn [AES] Commercial G3-S [B9 - with Scissors]
Half-notched cross-guard. 7-groove grip. The truncated cone pommel is plastic & part of the grip. This is a wire-cutter but not of the KCB-70 M3 type. (Maddox No. 421) (Eickhorn Cat. III/84. B9, Plate 10)

Germany. A. Eickhorn [AES] Commercial AG3
Half-notched cross-guard. 7-groove grip. (Eickhorn Cat. III/84. B10)

Germany. A. Eickhorn [AES] Commercial G3-L. Long (231 mm) 2-edged blade. Half-notched cross-guard. 7-groove grip. The truncated cone pommel is plastic & part of the grip. (Brayley p. 100) (Eickhorn Cat. III/84. B11, Plate 10) (Evans-Stephens p.176) (Plate 15)

Iran. G3 Bayonet.

Broad plain cross-guard. 12-groove grip. 230 mm 2-edged blade.
Used with G3A6 rifle made by H&K and later in Iran.
(ABC p.227) (Ezell p. 208).

Norway. Model 1968 for AG3 Rifle. Unique design with shorter than normal hilt and oval pommel section. Ungrooved grip of textured olive plastic. [The Krigsskolen variant has a black grip.] No flash-guard. Narrow plain cross-guard. Blade does not have reversed cutting edge. Early examples are conversions of US M4-style bayonet. Later newly-made. Rifle is AG-3 (Automatgevaer 3), the H&K G3A5, made in Norway under licence by Kongsberg Våpenfabrikk. (Maddox No. 422, 423) (Brett p. 216) (Kiesling 749) (RDCE Colln.) (Plate 16)

Pakistan. P.O.F. Bayonet. Made in Pakistan by Pakistan Ordnance Factories. Rifles designated G3P3 & G3P4 produced under licence, 1967 onwards. Broad plain cross-guard. 12-groove parallel-sided grip. Fullered 1-edged bowie-point blade [British No.5 style]. (Plate 17) (Brayley pp. 98-99) (Brett p. 218) (ABC p.111) (RDCE Colln.)




PLATE 17: The Pakistani bayonet for the G3P3 and G3P4 rifles made in Pakistan under licence from H&K. Overall length 311 mm, blade 170 mm, scabbard 217 mm. Grip of shiny black plastic. All metal parts phosphated dull black. Marked "POF 75" as shown ð Pakistan Ordnance Factories with year of manufacture, 1975.

[NOTE: The little-known version of this Pakistani bayonet with a drastically shortened 3-groove grip fits the SMG-PK (H&K MP 5K). Uniquely, its catch is in the 3 o'clock position (not illustrated in Plate 7). See Zeigler Website.]

Switzerland. SIG style copy.

Black plastic grip with 10 broad grooves of Swiss StG 57 style. Unique pommel and cross-guard shapes. Made in Germany or Switzerland ? (ABC 253) (Kiesling 86)

Turkey. MHE G3. Unusual fullered 2-edged 241 mm blade. Broad plain cross-guard. 20-groove grip. Rifle made under licence by M.K.E. (Makina ve Kimya Endustrsi Kurumu) in Turkey. Bayonet Turkish-made too. (ABC p. 273) (Maddox No. 434) (Brayley p. 224) (Brett p. 267) (Kiesling 1069) (Plate 18)



PLATE 18: The Turkish G3A7 rifle and its bayonet made under licence in Turkey by MKE of Ankara.

U.S.A. Prototype with KABAR blade.

Broad plain cross-guard. Leather grip with 6 grooves. Made by Eickhorn for U.S. SWAT trials with G3 rifle. (Maddox No. 445)

Unidentified [Eickhorn ?] experimental wire-cutter.

10-groove grip. Pin through cross-guard on which wire-cutter swivels. (Brett p.157)

SMALL (10 mm Diameter) LUG

Profile 1A: 9 o'clock catch. Eickhorn Wire-Cutter.

Germany. Carl Eickhorn KCB-70 M3. Attaches to scabbard to form wire-cutter. Eickhorn Serial No. CE9130. Probably produced in only small quantities as its development appears incomplete -- there is no flash-guard to protect the polyamide grip and the scabbard cannot be easily detached from the waist-belt for use as a wire-cutter. (ABC p.130) (Kiesling 509) (RDCE Colln.) (Plate 19)



PLATE 19: Wire-cutter bayonet KCB-70 M3 by Carl Eickhorn of Solingen, West Germany. Circa 1971-75. No markings.

SMALL (10 mm Diameter) LUG

Profile 2: 1.30 catch.

Denmark. Model 75 Type 1A (Løvschall p.107) (Maddox No. 283)
Broad notched cross-guard. 6-groove grip.

Denmark. Model 75 Long. Long (231 mm) 2-edged blade. Marked Crown/ HMAK on flash-guard. Possibly intended for Danish Royal Lifeguards but never adopted. Broad notched cross-guard. 6-groove grip. (Holmbäck) (Maddox No. 282) (ABC p. 123)

Germany. Eickhorn Commercial L7. Long (231 mm) 2-edged blade. Identical to the Danish M.75 Long, but without the Danish HMAK marking. Broad notched cross-guard. 6-groove grip. (ABC p.123)

Sweden Model 1965 for AK4 rifle [Automatkarbin 4]. Rifle is a G3 made on licence by Forenade Fabrikverken Ordnance [FFV] of Eskilstuna. Bayonet made by A.B. Bahco [Bernt August Hjort & Co.] of Enköping, Sweden or Carl Eickhorn in West Germany. Broad notched cross-guard. 6-groove grip. Swedish marking of Three Crowns on flash-guard. (ABC p. 123) (Kiesling 523) (RDCE Colln.) (Plates 20 & 21) (Brett 254)



PLATE 20: The Swedish Model 1965 bayonet. Profile 2 catch position. This example made by Carl Eickhorn of Solingen. The blade is bright finished. The 2nd pattern of scabbard is shown. A parade version with a white leather hanger instead of olive webbing was also produced. The 1st pattern scabbard had a wood-grain body with the bayonet retaining spring attached to the forward surface of its throat.

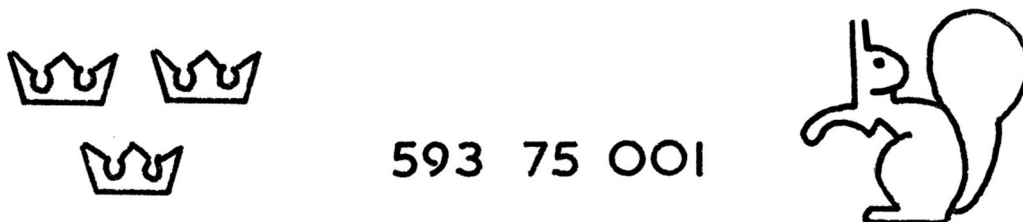


PLATE 21: The markings on the Swedish M.65 bayonet. The Three Crowns are stamped on the flash-guard and indicate Swedish national ownership. The Squirrel is the trade-mark of Carl Eickhorn and the numeral sequence is found on all Eickhorn-made bayonets. Trade-mark and numerals are stamped on the blade obverse. Swedish-made bayonets are stamped BAHCO between two rectangles on the blade obverse, with a different code number (422 67 013). The scabbard is unmarked.

LARGE (20 mm Diameter) LUG

Profile 3: 10.30 catch.

Denmark. Model 75 Type 4.

Narrow plain cross-guard. 6-groove grip. (Løvschall p.115)

LARGE (20 mm Diameter) LUG

Profile 4: 4.30 catch.

Germany. GMS Commercial. [Bought by Greece]

Broad notched cross-guard. 12-groove dull polyamide grip. Made 1975-81 period. (Maddox No. 429) (ABC p.115 No.4) (Brett p. 367)




PLATE 22: The GMS bayonet with a large pommel lug and a notched cross-guard. The grip is of the older 12-groove type, but made of polyamide plastic as used for later grip styles. Some of these bayonets were bought for the use of the Greek armed forces. Bayonet and scabbard are unmarked. The scabbard has a black plastic body and has a retaining spring mounted on its throat. The hanger is of olive green webbing.

Greece. [Greek-made by EBO with smooth grip]

Broad notched cross-guard. No grooves in grip. G3A3 & G3A4 rifles & their bayonets made under licence by Hellenic Arms Industry of Athens (EBO or HAI). State company founded 1976-7, Elinki Biomichania Oplon or Hellenic Arms Industries. (ABC p.115 No.5) (Brett p. 367)

Unidentified [with M7 type grips]

Broad notched cross-guard. Two chequered black plastic grips. (ABC p.116)

LARGE (20 mm Diameter) LUG

Profile 4A: 4.30 catch. Eickhorn-style Wire-Cutter.

Germany. GMS Commercial. Bought by Greece. Made 1975-81 period.
(ABC p. 130 No.2) (Maddox No. 428) (Brett p.156) (RDCE Colln.)
(Gangarosa pp. 189-194) (Plate 22)



PLATE 23: The GMS version of the Eickhorn wire-cutter bayonet design. Note the large pommel lug and the Profile 4A catch (see Plate 7). The Squirrel trade-mark on the blade obverse has a horizontal line over the stylised animal, a version of the mark favoured by GMS. The wire-cutter attachment on the scabbard of this GMS bayonet differs from that found on earlier Carl Eickhorn scabbards (see Plate 19). The GMS wire cutter is not based on a flat steel plate, but is of tubular form, completely surrounding the end of the plastic scabbard body. The protruding tip forms a screw-driver and bottle-opener.

H&K RIFLES AND BAYONETS MADE ON LICENCE IN COUNTRIES OTHER THAN GERMANY.

Burma (Myanmar). Bought G3 from H&K in 1963. Began production of G3A3 in Burma 1975. No information on bayonet.

France. G3 made by Manufacture Nationale d'Armes de St. Etienne [MAS] in 1960s for West German police and later for export. Also made HK 33. Trial for French forces 1978 but FAMAS adopted in preference. Bayonet - see above (ABC p.119)

Great Britain. G3A3 & G3A4 made by Royal Small Arms Factory 1975 onwards. Some exported, some used by SAS. No bayonet information.

Greece. Bought G3A3 and G3A4 rifles in 1974. Later [1979] made them on licence at Elinki Biomichania Oplon [EBO], i.e., Hellenic Arms Industry. Some exported. For bayonets see Plates 22 and 23. These are both large lug types, made by GMS. The Greeks later produced their own large-lug bayonet variant which uniquely has a smooth ungrooved plastic grip.

Iran. Bought G3A3 and G3A4 from H&K starting 1971. Made G3A6 subsequently on licence at plant in Mosalsalasi. Bayonet - distinctive, see above (ABC p. 227).

Malaysia. Malay factory produced HK33 from 1971. No information on bayonet.

Mexico. Bought G3A3 and G3A4 rifles from H&K. Started production under licence in 1976. Made by Departamento de la Industriá Militar [DIM] and by Dirección General de Fábricas de la Defensa [DGFD]. No information on bayonet.

Nigeria. G3 rifles supplied by Royal Small Arms Factory, Enfield, UK. May have also made them on licence (references differ on this point). No information on bayonet.



PLATE 24: A Norwegian palace guard. His fixed bayonet is surprisingly not the Norwegian M.68 (see Plate 16) but appears to be of the Swedish M.65 type (see Plate 20). It is probably a commercial version of the Swedish bayonet made in West Germany.

Norway. Adopted G3A5 in 1964 under designation Automatiisk Gevaer 3 [AG3]. Variants named the AG3-F1 and AG3-F2 were also produced. Made under licence at Kongsberg Våpenfabrikk in 1966. Bayonets include Eickhorn commercial type bought in Germany. Distinctive Norwegian M.1968 bayonet converted at Kongsberg from Norwegian US-style M4 bayonets and also newly-made. See above.

Pakistan. Bought G3 rifles from H&K in 1967. In 1968, manufactured G3A2 under licence at Pakistan Ordnance Factories [POF]. Made G3A3 from 1986 and G3A4. Pakistani designations G3P3 and G3P4 Some exported. Bayonet - distinctive Pakistan model with British No.5 style blade (see Plate 17).



PLATE 25: A Pakistani soldier with a G3 assault rifle made by POF. Note the bayonet adaptor in the end of the cocking tube, held by a screw-bolt in the lower left quadrant.

Portugal. Made G3 rifle for West Germany at Fabrica Military de Braço de Prata [FMBP]. Adopted by Portugal as Espingarda Automatica Mo.961. Later made G3A2 as Mo.963. Portuguese military did not use G3 bayonets. Instead used US M7-style bayonet made by Eickhorn, fixing below barrel on an adaptor (see Plate 26). Later purchased HK33E rifle from H&K.

Saudi Arabia. Bought G3 rifles from H&K, starting early 1960s. Commenced manufacture on licence 1968 at Al-Karj Arsenal. No information on bayonet except photo of Saudi soldier (see Plate 27).



PLATE 26: Portuguese troops with H&K rifles made under licence by FMBP. Note that the bayonets are of U.S. M7 style made in W. Germany not the usual G3 style bayonets normally used with these rifles. An adaptor is fitted to allow the M7 bayonet to be fixed below the barrel.

Sweden. Rifle known as AK4 (Automatkarbin 4). Made by Förenade Fabriksverken Ordnance. AK bayonets with Swedish markings by Bahco [Sweden] and Eickhorn [W.Germany]. See Plates 20 and 21.

Sudan. G3 rifle made under licence by Military Industry Corporation. Known as Dinar Rifle. No information on bayonet.

Turkey. Bought G3A4 rifles from H&K from about 1972. Manufacture on licence by Makina v Kimya Endustrisi [MKE] at Ankara commenced 1977. Turkish rifle designated G3A7. Distinctive Turkish-made bayonet, see Plate 18. Made HK33 rifle under licence also, again by MKE.

Thailand. Purchased HK33 rifle from H&K. Assembly plant set up in 1975 to assemble rifles from imported components made in Germany. No information on bayonet.



PLATE 27: A Saudi Arabian soldier with a H&K assault rifle. The G3 style bayonet with a 12-groove grip is worn on the waist-belt.

USA. Some use of H&K G3 military rifles by special forces. Some manufacture of semi-auto civilian versions of the rifle for sporting usage. No information on bayonet, if any. Harrington & Richardson made HK33 rifle under licence in the USA, used by US Navy SEALs.

REFERENCES

Brayley, Martin J. (2004) An Illustrated History of Bayonets. David & Charles, Devon, UK. 256 pp.

Brett, Homer M. (2001) The Military Knife & Bayonet. [World Mook] World Photo Press, Tokyo, Japan. 392 pp.

Carter, Anthony. (2001) The Sword and Knife Makers of Germany 1850-2000. Vol.1 A-L. Tharston Press, Norwich, UK. 287 pp.

Eickhorn, Solingen (1984) Bayonets III/84. 6 pp.

Ezell, Edward C. (1988) Small Arms Today. 2nd Editon. Stackpole Books, PA, USA. 479 pp.

Gangarosa Jr., Gene. (2001) Heckler & Koch: Armorers of the Free World. Stoeger Publishing Co., Maryland, USA. 288 pp.

Holmbäck, Per. Website. Bayonets of Scandinavia.
<http://www.holmback.se/index.html>

Ivie, Martin D. (2002) Kalashnikov Bayonets: The Collector's Guide to Bayonets for the AK and its Variations. Diamond Eye Pubs., Texas, USA. 219 pp.

Kiesling, Paul. (2009) Bayonets of the World: Complete Edition. S.I. Publications BV, Oosterbeek, The Netherlands. 669pp.

Løvschal, Frans. ((2006) Danske Bajonetter & Knive 1945 - 2005. Forlaget Devantier, Næstved, Denmark. 192 pp.

Maddox, J.A. (2005) Collecting Bayonets. Private Publication by J.A. Maddox, Savannah, Georgia, USA. 528 pp.

Méry, Christian. (2006) Une baïonnette pour le F.E.L.IN. ? Le Journal de l'Association Française des Collectionneurs de Baïonnettes. [France.] No. 38. Été 2006. pp. 19/40-24/40.

Vial, Jean-Pierre. (2003) Le Nouvel Atlas de Baïonnette de Collection. [ABC] Tome1. Editions du Portail, France. 416 pp.

Zeigler, Carl. Website. <http://www.old-smithy.info>

=====