

## CHAPTER – II

### CRIMES IN CITIES OF TAMIL NADU

#### INTRODUCTION:

1. Police Commissionerates system is in vogue in 7 cities of Tamil Nadu, namely Chennai, Chennai Suburban, Coimbatore, Trichy, Madurai, Salem and Tirunelveli. Each City is divided into Districts under the charge of Deputy Commissioners of Police. Policing in the cities is essentially urban in nature and involves a substantial number of crimes arising out of the problems of urban migration, slums and organized criminal activities.

#### Cognizable Crimes:

2. Of the 6,68,630 Cognizable crimes (IPC + SLL) registered in the State, 1,51,475 (22.65%) were reported in the Cities (Commissionerates).

#### Crime Trends - Total Crimes (IPC + SLL):

3. Of the 1,51,475 cases reported in Cities (Commissionerates), (29,096) i.e. (19.21%) were IPC cases and remaining (1,22,379) i.e. (80.79%) cases were booked under SLL. IPC offences' share to total cognizable crimes has increased by about 1.21%.

#### CRIMES UNDER IPC :

4. 29,096 IPC cases were reported in the Cities, accounting for 16.45% of the State share. Chart- 6 shows the share of Cities in total incidence of Cognizable IPC cases registered during 2008.

5. 29,096 cognizable IPC crimes were reported in 7 Cities during 2008 as against 28,893 in 2007, registering an increase of 0.70%. City-wise incidence of IPC crimes during 2008 is presented in Table-19 and percentage variation in 2008 over 2007 is shown in Table-18.

#### Crime Pattern (IPC crimes):

6. Percentage variation in incidence of IPC Crimes in Cities is depicted in Chart-7.

Distribution of IPC Crimes in 7 Cities is depicted in Chart-8.

#### Incidence:

7. Highest incidence of IPC cases was reported in Chennai City (11,829 cases) followed by Coimbatore City (4,180), Chennai Suburban (3,457), Trichy City (3,273), Madurai City (2,470), Salem City (2,313) and Tirunelveli City (1,574). Incidence of IPC Crimes (Head wise) for 2008 and the share of Cities to the total IPC Crimes reported in the State is given in Table-17.

#### Crime Rate:

8. City-wise Crime Rate is presented in Table-16. Average IPC Crime Rate in the Commissionerates for 2008 was 246.86 compared to 24.17 during 2007. Crime Rate was the highest in Coimbatore City (480.21) followed by Trichy City (459.99), Salem City (317.60), Tirunelveli City (316.67), Chennai City (261.96), Madurai City (169.10) and Chennai Suburban (115.12).

#### HEAD-WISE ANALYSIS OF IPC OFFENCES

##### (i) MURDER:

**[Increase: 19.43%]**

Of 1,759 **Murder** cases reported in the State during 2008, 7 Commissionerates put together recorded 295 cases (16.77%) and has increased by 19.43% compared to previous year. Chennai City reported the highest, 100 cases accounting for 33.90% share amongst the Cities, followed by Chennai Suburban (74), Madurai City (39), Salem City (29), Coimbatore City & Tirunelveli City (each 20) and Trichy City (13).

##### (ii) ATTEMPT TO COMMIT MURDER:

**[Increase: 0.26%]**

2,327 cases of **Attempt to Commit Murder** were registered for the entire State during 2008. 7 Commissionerates put together recorded 387 cases (16.63%) and has increased by 0.26% compared to previous year. Chennai City reported the highest

(130 cases) accounting for 33.59% share amongst the Cities, followed by Chennai Suburban (76), Tirunelveli City (45), Salem City (40), Madurai City (38), Trichy City (30) and Coimbatore City (28 cases).

**(iii) CULPABLE HOMICIDE NOT AMOUNTING TO MURDER:**

**[Decrease: 60%]**

Only 28 cases of **culpable homicide not amounting to murder** were reported during 2008. Of these, 2 cases contributing 7.14% of the State share were reported from the Cities, a decrease of 60% compared to 2007.

**(iv) RAPE:**

**[Increase: 28.49%]**

573 cases were reported during 2008 in the State, 7 Commissionerates accounted for 101 of them, 17.63% of the State's share and has increased by 29.49% compared to previous year. Chennai City reported the highest number of cases (35) followed by Salem City [22], Chennai Suburban (21), Coimbatore City (9), Tirunelveli City (8), Madurai City (4) and Trichy City (2).

**(v) KIDNAPPING AND ABDUCTION:**

**[Decrease: 2.29%]**

7 Commissionerates reported 171 cases under this head, out of a total of 1,375 (12.44%) cases reported in the State in 2008 as against 175 cases in 2007, showing a decrease of 2.29%. Chennai City recorded the highest incidence of 43, followed by Chennai Suburban (29), Salem City (27), Madurai City (24), Coimbatore City (17), Tirunelveli City (12 cases) and Trichy City (4).

**(vi) DACOITY:**

**[Decrease: 23.08 %]**

100 cases were reported during 2008 in the State. 10 cases alone got reported from the Commissionerates and has decreased by 23.08% compared to previous year. Chennai City reported the highest number of cases (5) followed by Coimbatore City, Madurai City, Salem City, Tirunelveli City and Trichy City (each 1 case). No case was reported Chennai Suburban.

**(vii) ROBBERY:**

**[Decrease: 4.17%]**

662 cases were reported in the State during 2008. The Commissionerates contributed 115 cases (17.37%) and has decreased by 4.17% compared to previous year. Chennai City reported the highest incidence of (41 cases) followed by Salem City (18), Chennai Suburban (16), Tirunelveli City (15), Coimbatore City (11), Madurai City (8) and Trichy City (6).

**(viii) BURGLARY:**

**[Decrease: 15.86%]**

3,849 cases were reported in the State during 2008. The Commissionerates contributed 838 (21.77%) and has decreased by 15.86% compared to previous year. Chennai City reported the highest incidence of (322 cases) followed by Chennai Suburban (228), Coimbatore City (78), Madurai City (65), Trichy City (59), Salem City (45) and Tirunelveli City (41).

**(ix) THEFT:**

**[Increase: 4.37%]**

15,019 cases were reported in the State during 2008. The Commissionerates contributed 4,207 (28.01%) and has increased by 4.37% compared to previous year. Chennai City reported the highest incidence (1,545 cases) followed by Coimbatore City (621), Chennai Suburban (563), Madurai City (532), Trichy City (444), Salem City (263) and Tirunelveli City (239).

**(x) RIOTS:**

**[Increase: 21.21%]**

2,811 cases were reported in the State during 2008. The Commissionerates contributed 200 (7.11%) and has increased by 21.21% compared to previous year. Chennai City reported the highest incidence (55 cases) followed by Chennai Suburban (48), Salem City (40), Coimbatore City (24), Madurai City (19), Trichy City (10) and Tirunelveli City (4).

**(xi) CRIMINAL BREACH OF TRUST:**

**[Decrease: 29.63%]**

231 cases were registered in the State during 2008. The Commissionerates

contributed 38 cases (16.45%) and has decreased by 29.63% compared to previous year. Salem City reported the highest incidence (12 cases) followed by Coimbatore City (11), Chennai Suburban (7), Chennai City (5) and Madurai City (3). No case was reported in Tirunelveli City and Trichy City.

**(xii) CHEATING:**  
[Decrease: 15.67%]

2,349 cases were reported in the State during 2008. The Commissionerates contributed 721 cases (30.69%) and has decreased by 15.67% compared to previous year. Coimbatore City (168), reported the highest incidence, followed by Chennai City (135), Madurai City (117), Salem City (71), Chennai Suburban (66), Trichy City (54) and Tirunelveli City (27),

**(xiii) COUNTERFEITING:**  
[Increase: 2081.25%]

599 cases were reported in the State during 2008. The Commissionerates contributed 349 cases (58.26%) and has increased by 2081.25% compared to previous year. Coimbatore City (168) registered the highest number of cases followed by Chennai City (135). Madurai City (26), Salem City (11), Trichy City (7), Chennai Suburban (2) and no case in Tirunelveli City.

**(xiv) ARSON:**  
[Decrease: 50%]

610 cases were reported in the State during 2008. The Commissionerates contributed 14 cases (2.30%) and has decreased by 50% compared to previous year. Madurai City reported the highest number of cases (5) followed by Coimbatore City (4), Trichy City (2), Chennai Suburban, Salem City & Tirunelveli City (1) each. No case was reported in Chennai City.

**(xv) HURT/ GRIEVOUS HURT:**  
[Increase: 7.55%]

20,529 cases were registered in the State during 2008. The Commissionerates contributed 2,052 cases (10%) and has increased by 7.55% compared to previous year. Chennai City reported the highest

incidence (726) followed by Chennai Suburban (437), Salem City (378), Coimbatore City (240), Tirunelveli City (112), Madurai City (91) and Trichy City (68).

**(xvi) DOWRY DEATHS:**  
[Increase: 25.81%]

207 cases were reported in the State during 2008. The Commissionerates contributed 78 cases (37.68%) and has increased by 25.81% compared to previous year. Chennai Suburban reported the highest incidence (28) followed by Chennai City (25), Salem City (7), Coimbatore City (6), Madurai City & Trichy City (each 5) and Tirunelveli City (2).

**(xvii) MOLESTATION:**  
[Decrease: 1.25%]

1,705 cases were reported in the State during 2008. The Commissionerates contributed 158 cases (9.27%) and has decreased by 1.25% compared to previous year. Chennai City reported the highest incidence (46), followed by Chennai Suburban (42), Coimbatore City (29), Salem City (16), Madurai City (11), Tirunelveli City and Trichy City (each 7)

**(xviii) SEXUAL HARASSMENT:**  
[Increase: 0.47%]

974 cases were reported in the State during 2008. The Commissionerates contributed 215 cases (22.07%) and has increased by 0.47% compared to previous year. Chennai City reported the highest incidence (67) followed by Tirunelveli City (49), Chennai Suburban (42), Trichy City (37), Salem City (11), Coimbatore City (7) and Madurai City (2).

**(xix) CRUELTY BY HUSBAND AND HIS RELATIVES:**  
[Decrease: 29.38 %]

1,648 cases were reported in the State during 2008. The Commissionerates contributed 375 cases (22.75%) and has decreased by 29.38% compared to previous year. Chennai City reported the highest incidence (165) followed by Coimbatore City (62), Madurai City (42), Chennai Suburban

(41), Salem City (33), Trichy City (25) and Tirunelveli City (7).

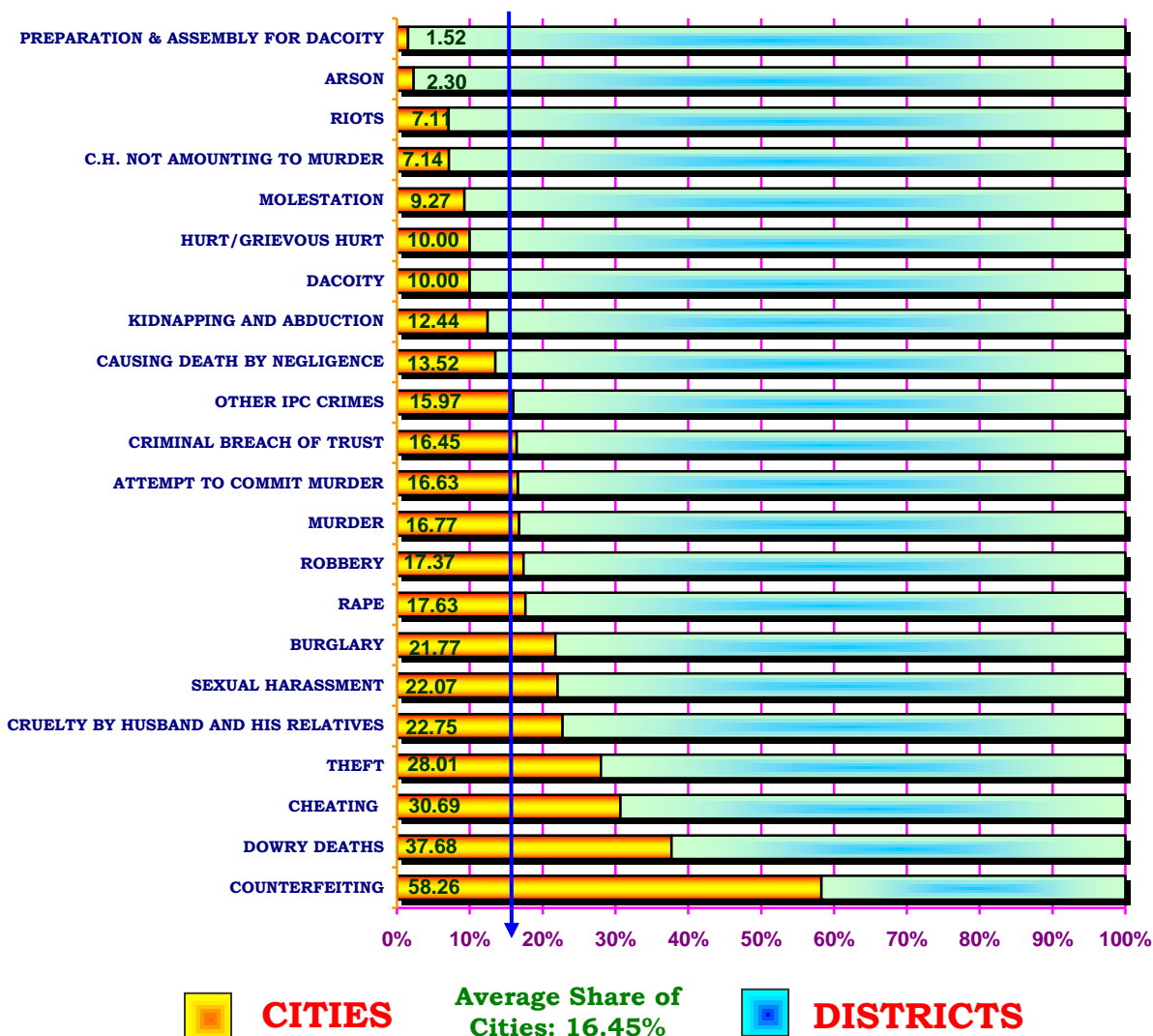
**(xx) Causing Death by Negligence: (Decrease: 9.40%)**

12,328 cases were registered in the State during 2008. The Commissionerates contributed 1,667 cases (13.52%) and has decreased by 9.40% compared to previous year. Chennai City reported the highest incidence (673) followed by Coimbatore City (307), Chennai Suburban (247), Trichy City (141), Madurai City (139), Salem City (133), and Tirunelveli City (87 cases).

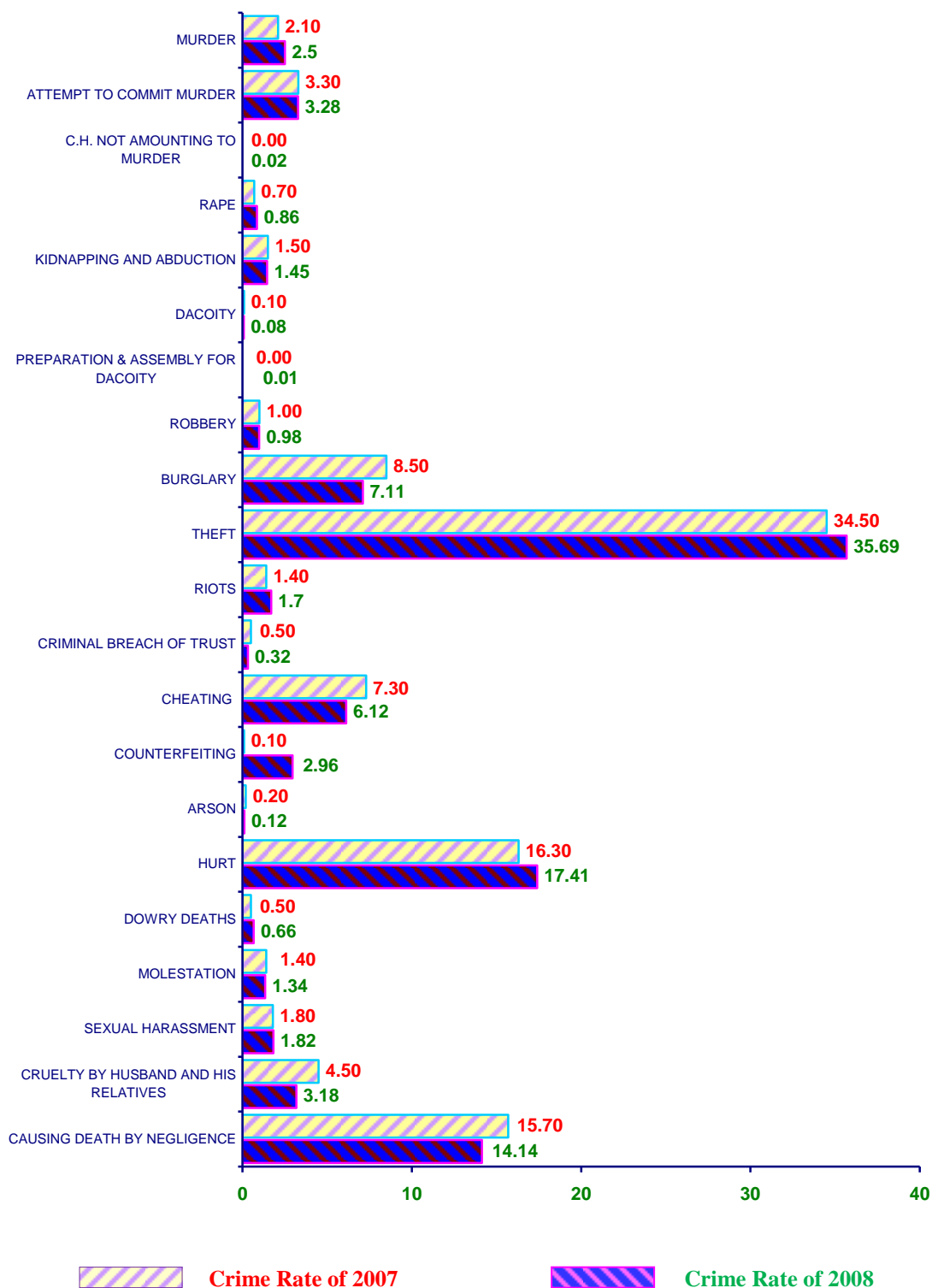
**(xxi) OTHER IPC OFFENCES: (Increase: 0.56%)**

Under the head “Other IPC offences”, 1,07,084 cases were reported in the State during 2008. The Commissionerates contributed 17,102 cases (15.97%) and has increased by 0.56% compared to previous year. Chennai City reported the highest incidence (7,478) followed by Coimbatore City (2,444), Trichy City (2,349), Chennai Suburban (1489), Madurai City (1,299 cases), Salem City (1,150) and Tirunelveli City (893)

**CHART- 6**  
**PERCENTAGE SHARE OF 6 CITIES TOWARDS**  
**VARIOUS OFFENCES DURING 2008**

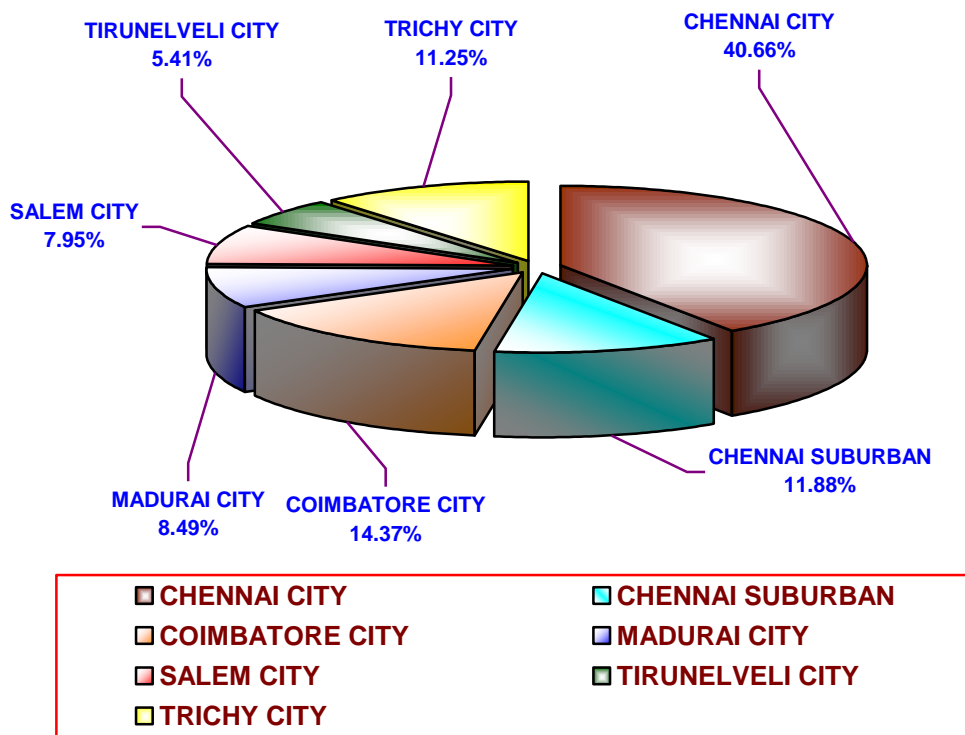


**CHART- 7**  
**RATE OF COGNIZABLE IPC CRIMES IN CITIES**  
**UNDER DIFFERENT CRIME HEADS DURING 2007 AND 2008**



**CHART -8**

**DISTRIBUTION OF TOTAL COGNIZABLE IPC CRIMES  
IN 6 CITIES DURING - 2008**



**5. SPECIAL & LOCAL LAWS (SLL)**

Enforcement of SLL resulted in registration of 4,91,797 cases in the State during 2008. The Commissionerates contributed 1,22,379 cases, accounting for 24.88% of the total, a decrease of 7.21% over the previous year. Incidence of SLL Crimes is shown in Table-20. Percentage variation over the previous year is available in Table-21.

Head-wise incidence of crime under SLL and share of cities to overall figures for Tamil Nadu are presented in Table -22. No cases were reported from the

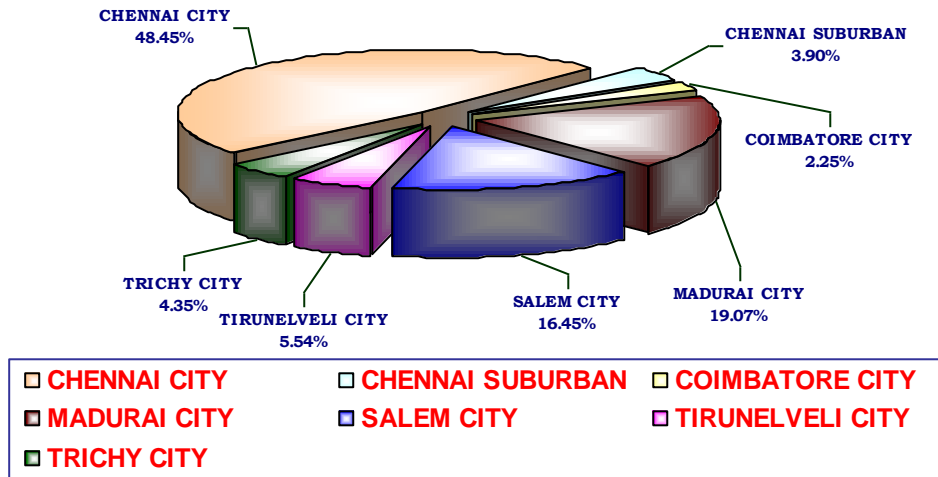
Commissionerates under Indian Railways Act, PCR Act, Excise act, Antiquity and art treasure act, Child Marriage Restraint Act and Forest Act this year.

94.9% of all SLL cases registered in the Commissionerates belong to the category 'Other SLL Crimes'.

Distribution of SLL Crimes in the 7 Cities is depicted in Chart-9-I. Percentage variation in incidence of SLL Crimes in Cities is given in Chart-9-II.

**CHART- 9-I**

**DISTRIBUTION OF TOTAL COGNIZABLE SLL CRIMES  
IN 6 CITIES DURING -2008**



**6. SLL CRIME PATTERN IN CITIES**

**(i) ARMS ACT:**  
[Increase: 125 %]

146 cases were registered in the State during 2008. The Commissionerates contributed 9 cases (6.16%) and has increased by 125% compared to previous year. The highest incidence was reported in Coimbatore City (4) followed by Chennai City (3 cases), Madurai City and Chennai Suburban (1 case each). No case was reported in Salem City, Trichy City and Tirunelveli City.

**(ii) NDPS ACT:**  
[Decrease: 29.22%]

1,967 cases were registered under **Narcotic Drugs & Psychotropic Substances Act** during 2008 in the State. The Commissionerates contributed 298 cases (15.15%) and has decreased by 29.22% compared to previous year. The highest incidence was reported in Coimbatore City (93), followed by Chennai City (84), Madurai City (50), Trichy City (24), Chennai Suburban (20), Salem City (19) and Tirunelveli City (8).

**(iii) GAMBLING ACT:**  
[Decrease: 8.99%]

12,636 cases were booked under this Act in the State during 2008. The Commissionerates contributed 2,025 cases (16.03%) of the total cases reported and has decreased by 8.99% compared to previous year. Chennai City (1,106 cases) has reported the highest number of cases followed by Coimbatore City (171), Trichy City (169), Salem City (165 cases), Tirunelveli City (156), Chennai Suburban (155) and Madurai City (103).

**(v) PROHIBITION ACT:**  
[Decrease: 3.70%]

1,17,410 cases were booked in the State in 2008. The Commissionerates contributed 2,418 cases (2.06%) of the total cases reported and has decreased by 3.70% compared to previous year. Salem City has reported the highest incidence (1,095 cases) followed by Madurai City (363), Chennai City (343), Trichy City (299), Chennai Suburban (280), Coimbatore City (36) and Tirunelveli City (2 cases).

**(vi) EXPLOSIVES AND EXPLOSIVE SUBSTANCES ACT:****[Decrease : 33.33%]**

The State recorded 284 cases under this Act during 2008. The Commissionerates contributed 6 cases (2.11%) and has decreased by 33.33% compared to previous year. The highest incidence was reported in Salem City (2 cases) followed by Chennai Suburban, Coimbatore City, Madurai City and Tirunelveli City (each 1). No case was reported in Chennai City and Trichy City.

**(vii) IMMORAL TRAFFIC (PREVENTION) ACT:****[Decrease: 30.34%]**

687 cases were booked under this Act in the State during 2008. The Commissionerates contributed 365 cases (53.13%) of the total cases reported and has decreased by 30.34% compared to previous year. Chennai City (183 cases) has reported the highest incidence followed by Trichy City (55), Coimbatore City (43), Madurai City (38), Salem City (30), Chennai Suburban (11) and Tirunelveli City (5).

**(viii) REGISTRATION OF FOREIGNERS ACT :****[Increase: 350%]**

9 out of 18 cases registered in the State were contributed by the Commissionerates, accounting for 50% of the state share and has increased by 350% compared to previous year. Chennai City (3) followed by Coimbatore City, Chennai Suburban and Trichy City (each 2). No case was reported in other Cities.

**(ix) INDIAN PASSPORT ACT:****[Decrease: 0.26%]**

411 cases were registered under the Indian Passport Act in the State during 2008. 377 cases (91.73%) were reported in the Commissionerates and has decreased by 0.26% compared to previous year. Chennai Suburban (284 cases) has reported the highest incidence followed by Trichy City (68), Coimbatore City (13) and Chennai City

(12). No case was reported in Madurai City, Salem City & Tirunelveli City.

**(xi) ESSENTIAL COMMODITIES ACT:****[Increase : 166.67%]**

154 cases were registered under **Essential Commodities Act** during 2008 in the State. 8 cases alone were registered in the Commissionerates contributing thereby 5.19% to the state share and has increased by 166.67% compared to previous year. Coimbatore City registered (3 cases) followed by Chennai Suburban & Madurai City (each 2) and Chennai City (1). No case was registered in other commissionerates under this head.

**(xii) DOWRY PROHIBITION ACT:****[Increase : 52.17%]**

262 cases were booked under this Act in the State during 2008. The Commissionerates registered 35 cases contributing 13.36% to the state share and has increased by 52.17% compared to previous year. Tirunelveli City (30) registered highest number of cases followed by Trichy City (3) and Chennai Suburban (2 cases). No case was registered in other Commissionerates under this head.

**(xiii) INDECENT REPRESENTATION OF WOMEN (P) ACT:****[Increase: 100%]**

Only 4 cases were registered in the state during 2008. The Commissionerates recorded 2 case, constituting thereby 50% of the State share and has increased by 100% compared to previous year. Chennai Suburban and Coimbatore City registered (1) each.

**(xiv) COPYRIGHTS ACT:****[Increase: 45.02%]**

1,274 cases were registered in the State during this year. The Commissionerates registered 612 cases contributing 48.04% of the total offences and has increased by 45.02% compared to previous year. High incidence of violation of this Act was reported in Chennai City (230) followed by Salem City (132), Coimbatore City (88),



Chennai Suburban (76), Trichy City (49), Madurai City (22) and Tirunelveli City (15 cases).

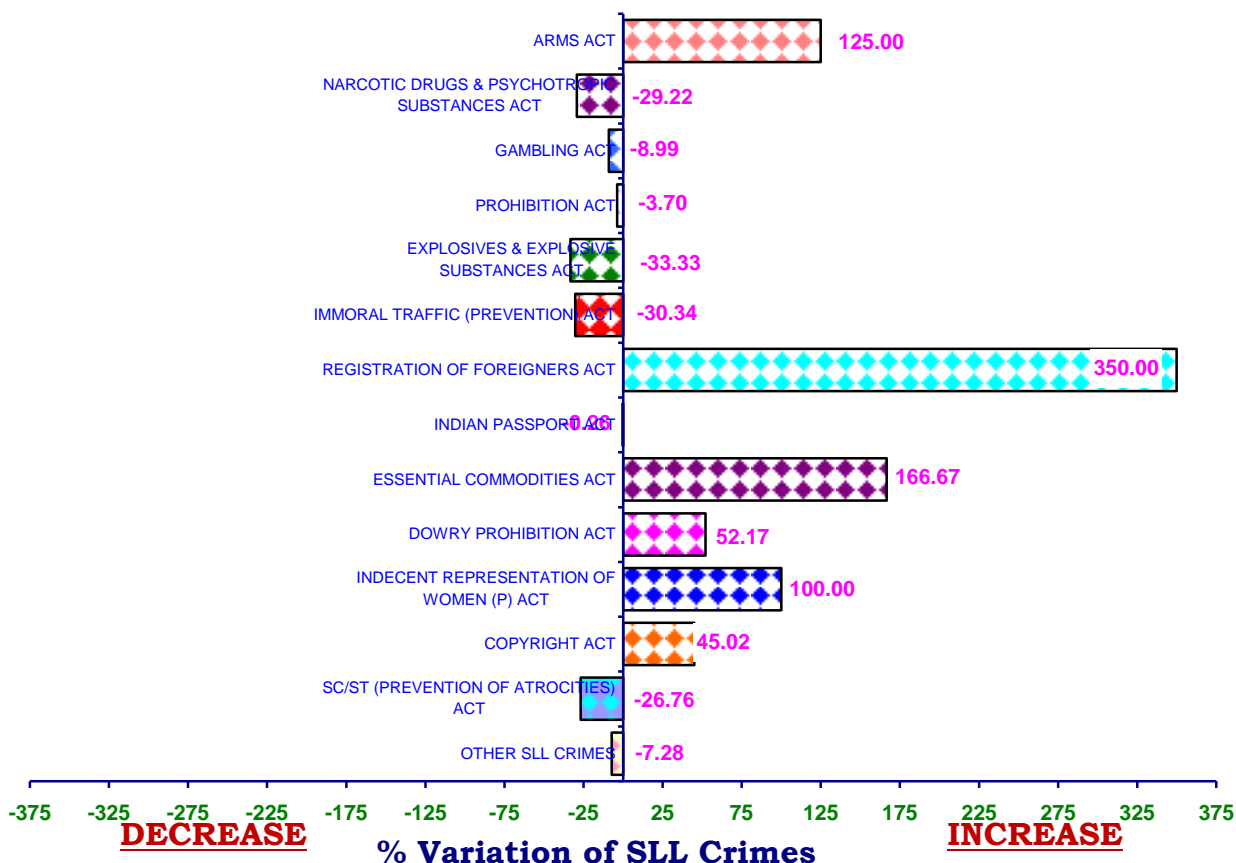
**(xiv) SC/ST (PREVENTION OF ATROCITIES) ACT:**

**[Decrease: 26.76%]**

1,195 cases were reported under SC/ST (Prevention of atrocities) Act in the State during 2008. 52 cases were registered in

the Commissionerates, amounting to 4.35% of the total and has decreased by 26.76% compared to previous year. Highest incidence was reported in Tirunelveli City (15), Coimbatore City (14), Chennai City (11), Salem City (5), Chennai Suburban (3) and Madurai city & Trichy City (2) each.

**CHART- 9-II**  
**PERCENTAGE VARIATION OF SLL CRIMES IN CITIES**  
**IN 2007 OVER 2008**



**(xv) OTHER SLL :**

**[Decrease: 7.28 %]**

3,55,325 cases were registered in the State during 2008. The Commissionerates contributed 1,16,163 cases to grab 32.69% share of the state figure and has decreased

by 7.28% compared to previous year. Chennai City registered highest number (57,311) followed by Madurai City (22,728), Salem City (18,685), Tirunelveli City (6,550), Trichy City (4,648), Chennai Suburban (3,929) and Coimbatore City (2,282).