

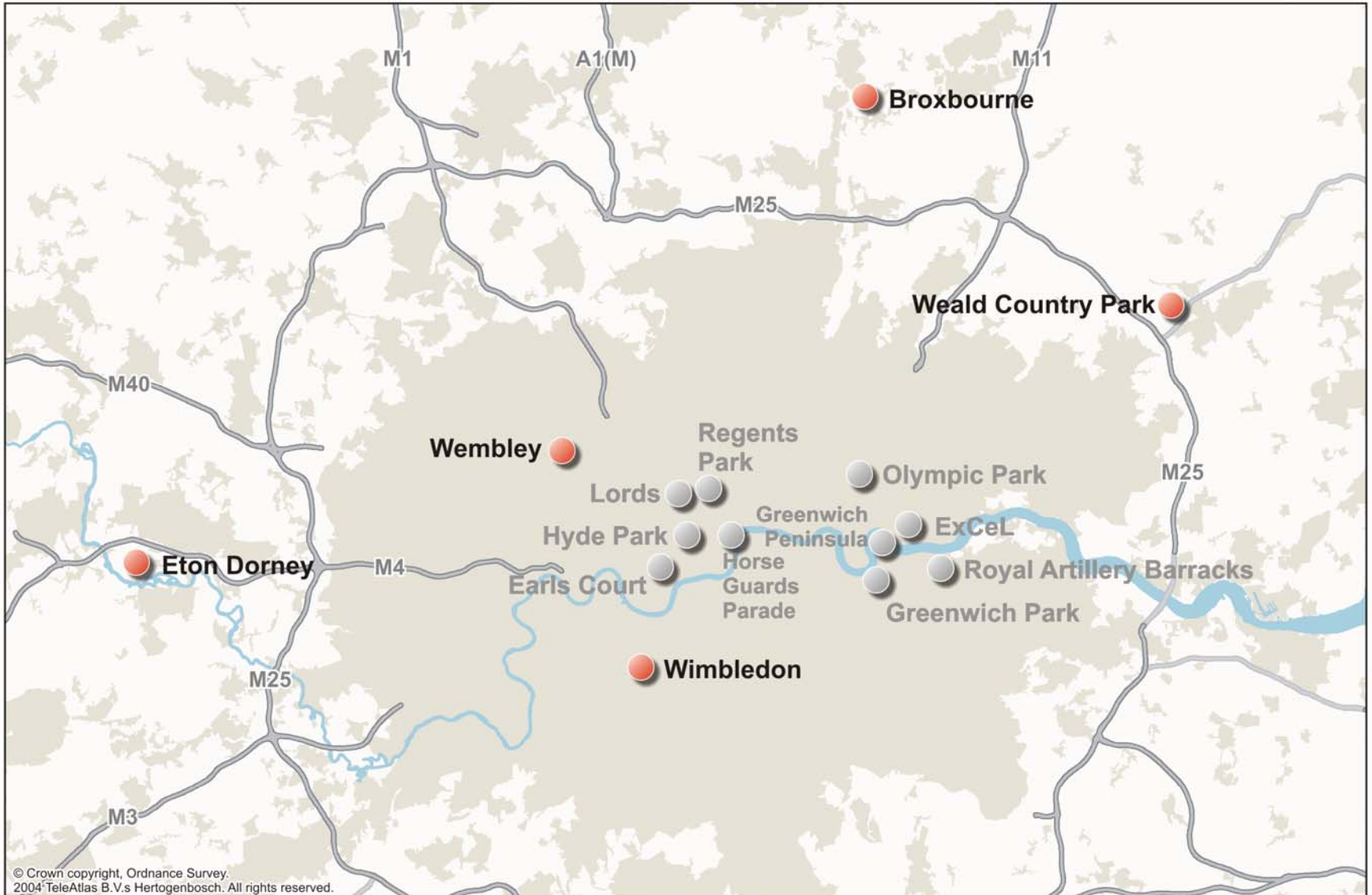


London 2012 Olympic and
Paralympic Games
Transport Infrastructure

London 2012 Olympic and Paralympic Games

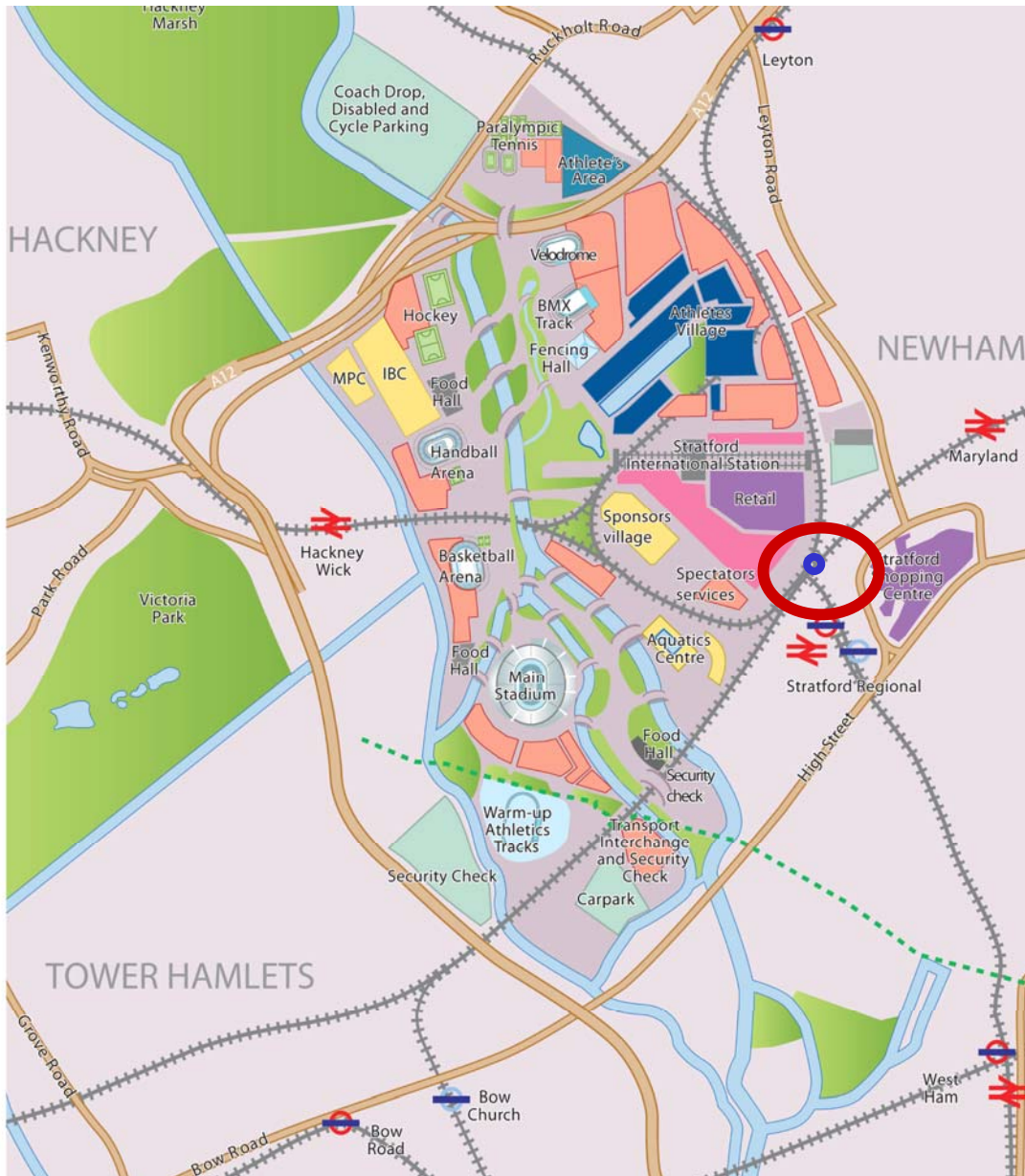
- Planning
- Construction - Olympic facilities
 - Transport infrastructure
 - Associated development
- Operation
- Decommission

Olympic venues – London



Olympic venues – National





London 2012 Olympic and Paralympic Games

The Events

- Host the Olympic Games – 17 days
 - Over 200 nations competing
 - 17,000 Athletes and Team Officials
 - 26 Sports
- Associated cultural events every night
- Host the Paralympic Games – 12 days
- Major events to test preparedness of venues in previous year

London 2012 Olympic and Paralympic Games The Transport Requirement

Olympic Family
(55,000)

- **Private Transport**
Air, then Road

Spectators
(500,000 per day)

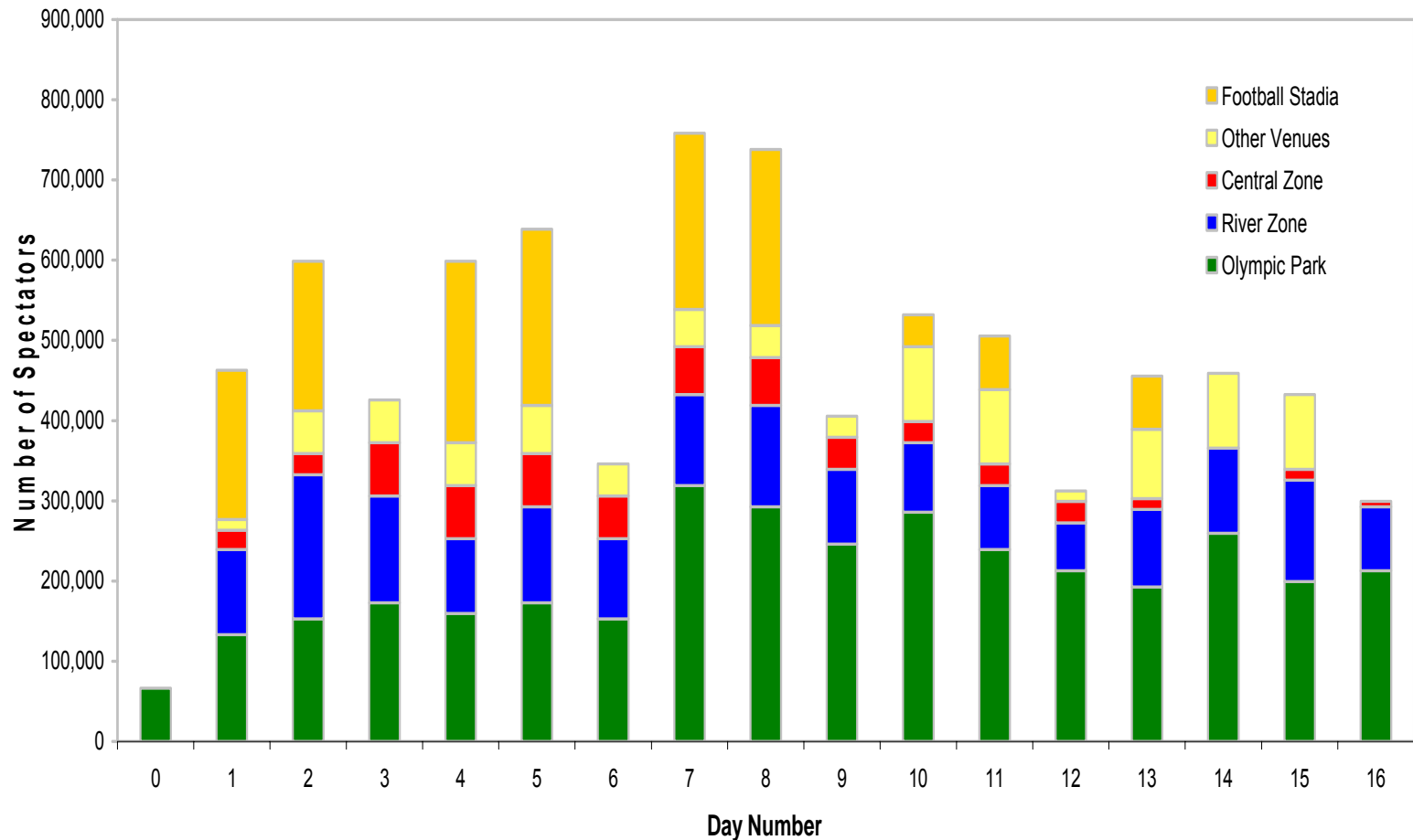
- **Public Transport**
Rail - Shuttle Service using CTRL
- National Rail

Workforce &
Volunteers
(135,000)

- LUL
- DLR
Bus/Coach
Park and Ride

Slide 7

DAILY SPECTATOR DEMAND



Slide 8

Source; OTP prepared for Olympic Bid November 2004



Who will deliver Games transport?

- London Organising Committee of the Olympic Games (LOCOG)
 - Planning, organising and staging the Games
 - Olympic Family transport specification & funding
- Olympic Delivery Authority (ODA)
 - Develop Olympic Transport Plan
 - Deliver venues & Games specific transport schemes and services

Who will deliver Games transport?

- Delivery partners
 - Olympic Route Network – TfL, London Boroughs, Highways Agency, police organisations
 - Transport operators – TfL, National Rail operators, bus/coach operators

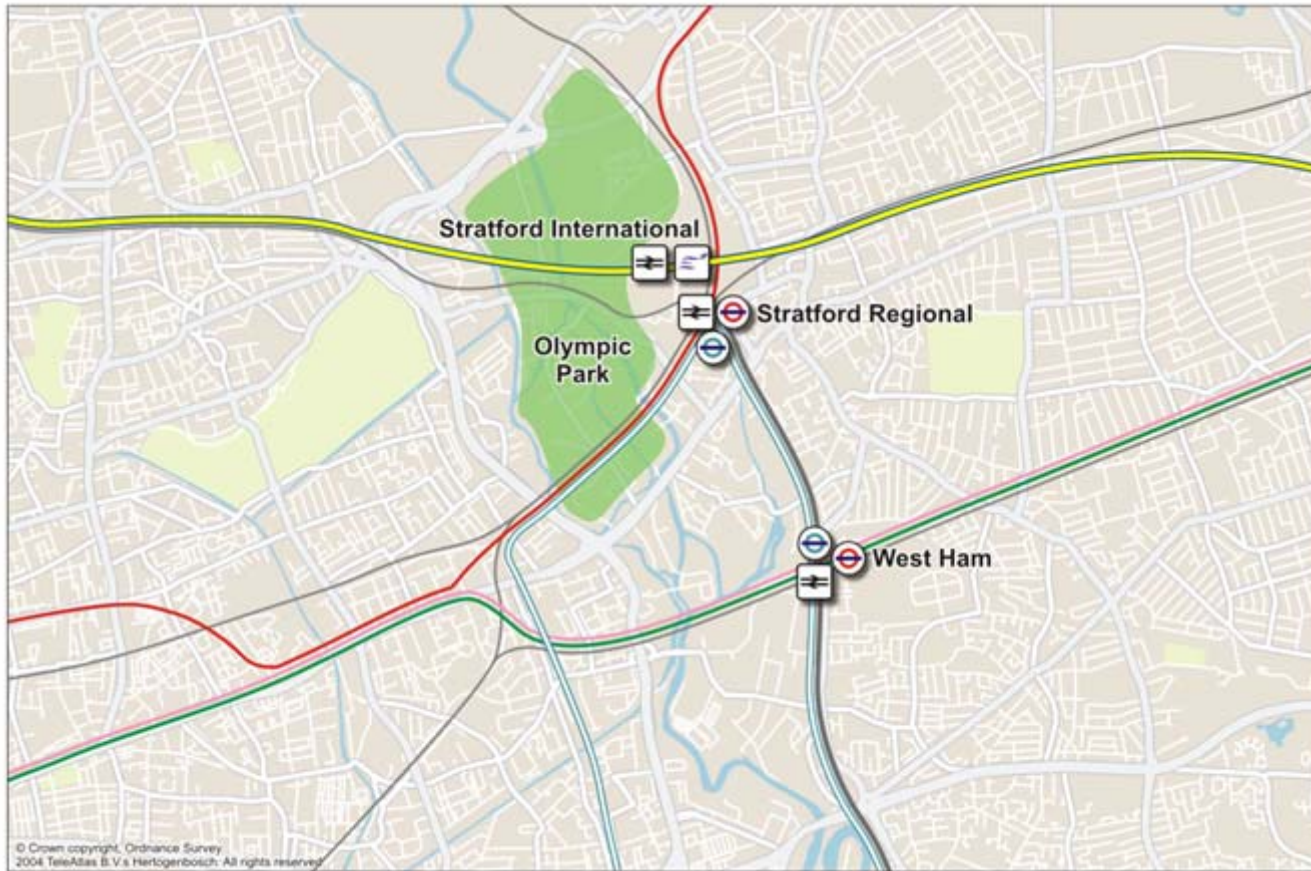
Games Transport Strategy

- A public transport Games
 - 100% of ticketed spectators to use public transport, walking and cycling facilities
 - Supplemented by Park & Ride and Park & Rail facilities where necessary
- A sustainable Games
 - Use of existing network minimising need for additional Games specific projects and services
- Integrated plans for Olympic and Paralympic Games

Games transport: the challenge

- Keep London moving and make hosting the Games a positive experience for the whole city
- Leave a legacy and facilitate the regeneration of East London
- Achieve maximum value for money and minimise cost

Spectator Transport: the Olympic Park



Train Service Enhancements

- Increased frequency service and extended hours of operation on North London Line, Great Eastern and c2c lines
- Longer trains on North London Line
- Shuttle service between St Pancras and Stratford on CTRL

London 2012 Olympic Games Planned Rail Infrastructure Enhancements

- Stratford Station Capacity works
- Extension of Platforms at Stratford
- Capacity enhancements/platform lengthening on NLL
- Station and capacity improvements at West Ham
- Modifications to operate Shuttle service on CTRL

Schemes subject to value for money /legacy value review

Proposals from venues outside London being evaluated



Slide 10



Slide 17







Slide 20



Slide 21



Slide 22



Slide

Operational Issues

- Integration of works with planned / advanced renewals
- Works to increase resilience/ enhanced maintenance
- Manage changes to timetables/access rights
- Operate the network for extended hours
- Align operational control with Olympic Transport control
- Manage crowds at Managed Stations

Risk Register Structure

- Risk Register maintained in the Network Rail corporate system - Active Risk Manager (ARM)
- Hierarchy of risks in the register
 - Strategic
 - Programme
 - Project

Risk Scoring

- Four scoring schemes:
 - Corporate
 - Major Project (>£100 million projects)
 - Large Project (£10-100 million projects)
 - Medium Project (£1-10 million projects)
 - Small Project (<£1 million projects)

Programme Level Risks

- Construction causes disruption to existing business
- Disruption to existing services during Games period
- Disruption to maintenance and renewal programmes
- Changes following Beijing Games in 2008
- Delays in agreeing funding

Risk Scoring

Impact ratings based on 1-5 rating on the 7 corporate goals

- Finance
- Safety
- Performance
- Capability
- Asset Stewardship
- Business Performance
- Customer Stakeholder

Risk Scoring

Likelihood :
Frequency/
probability
ratings

LIKELIHOOD		
Frequency	Description (annual probability)	Score
5 per year or more	Recurring	5
1 per year to less than 5 per year	Expected	4
Less than 1 per year to 1 in 5 years	Possible ≥20%	3
less than 1 in 5 years to 1 in 25 years	Unlikely <20%	2
less than 1 in 25 years	Remote <4%	1

Slide 29

Risk Scoring

Risk score Scale
Impact + Likelihood

8 – 10 Critical
7 Major
5 – 6 Significant
3 – 4 Minor
1 – 2 Routine

RISK SCORE				
6	7	8	9	10
5	6	7	8	9
4	5	6	7	8
3	4	5	6	7
2	3	4	5	6

London 2012 Olympic and Paralympic Games

- Significant effect on Network Rail's estate
- Major transport infrastructure improvements to be delivered
- Operational matters to be planned and managed
- Works need to be planned alongside our existing investment activity
- An immovable deadline and limited funding



Slide