



Close federal race continues

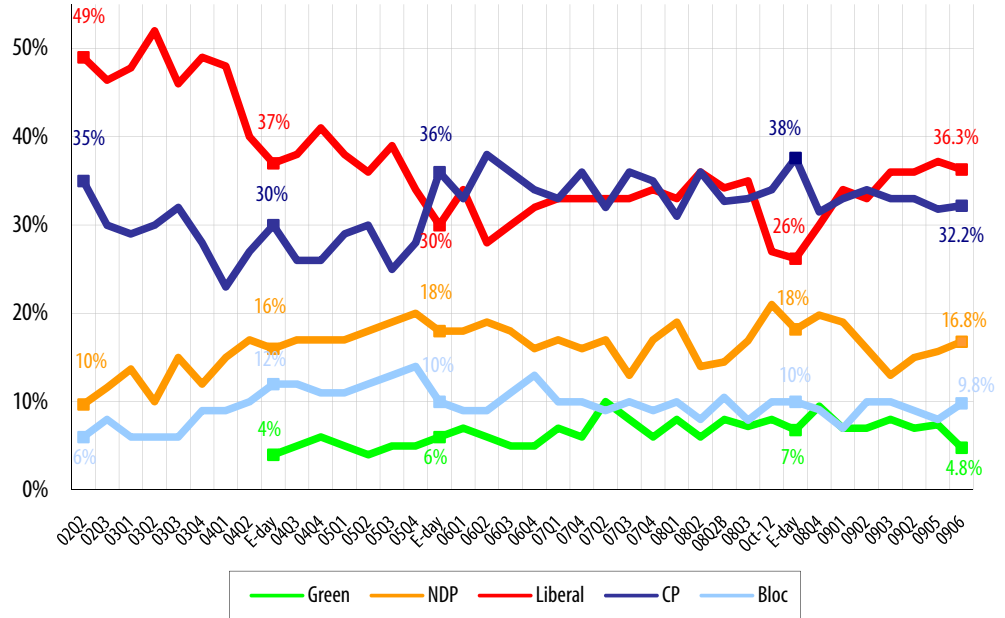
METHODOLOGY

To follow is a review of the latest Nanos national random telephone survey of 1,004 Canadians 18 years of age and older. It was completed between June 17th and June 21st, 2009. The statistics of a random sample of 1,004 respondents are accurate to within 3.1%, for 781 committed voters, it is accurate to within 3.5%, plus or minus, 19 times out of 20.

Results for 200905 are from a random telephone survey of 1,001 Canadians conducted between May 26th and June 1st, 2009.

The research was registered with the Marketing Research and Intelligence Association of which Nanos is a Gold Seal Corporate member.

QUESTION: For those parties you would consider voting for federally, could you please rank your top two current local preferences? (Committed voters only - First Preference)



REGIONAL BALLOT

Committed Voters (%)**	Canada		Atlantic Canada*		Quebec		Ontario		Prairies		British Columbia	
	200905	200906	200905	200906	200905	200906	200905	200906	200905	200906	200905	200906
	(n=879)	(n=781)	(n=94)	(n=79)	(n=201)	(n=202)	(n=266)	(n=233)	(n=181)	(n=158)	(n=137)	(n=108)
	%	%	%	%	%	%	%	%	%	%	%	%
Liberal	37.2	36.3	41.7	45.6	38.2	35.4	42.1	40.9	31.2	26.2	30.8	36.4
Conservative	31.8	32.2	33.1	19.1	11.6	14.0	33.8	42.4	49.3	48.2	33.1	30.4
NDP	15.7	16.8	17.5	31.8	13.3	10.8	14.4	11.5	13.3	19.8	23.6	24.0
BQ	8.0	9.8	-	-	35.0	38.0	-	-	-	-	-	-
Green	7.4	4.8	7.8	3.5	1.9	1.8	9.6	5.2	6.1	5.8	12.5	9.2
Accuracy	±3.3	±3.5	±10.3	±11.2	±7.0	±7.0	±6.1	±6.5	±7.4	±7.9	±8.5	±9.6
Undecided	12.1	22.2	10.6	20.3	17.6	20.3	11.0	22.5	12.6	21.0	5.8	27.7

* small sample – readers should exercise caution.

** due to rounding percentages may not add up to 100

Media inquiries should be directed to: Nik Nanos at nnanos@nanosresearch.com or (613) 234-4666 x237. Visit the Nanos website to sign up for instant email updates at www.nanosresearch.com.



STAT SHEET – 200906 NANOS POLL

Do you have a positive, somewhat positive, neutral, somewhat negative or negative impression of Stephen Harper?

Do you have a positive, somewhat positive, neutral, somewhat negative or negative impression of Michael Ignatieff?

Net Impression Score*	Stephen Harper	Michael Ignatieff
Canada	-14.8	+5.2
Atlantic Canada	-28.6	+18.0
Quebec	-33.3	+12.9
Ontario	-13.9	+5.6
Prairies	+9.1	-11.1
British Columbia	-8.4	+4.5

*Note: The net impression score is calculated by subtracting those who have a negative impression from those who have a positive impression.

Random Telephone Survey of 1,004 Canadians from June 17th to June 21st, 2009

The margin of accuracy for a sample of 1,004 is $\pm 3.1\%$, 19 times out of 20.

www.nanosresearch.com



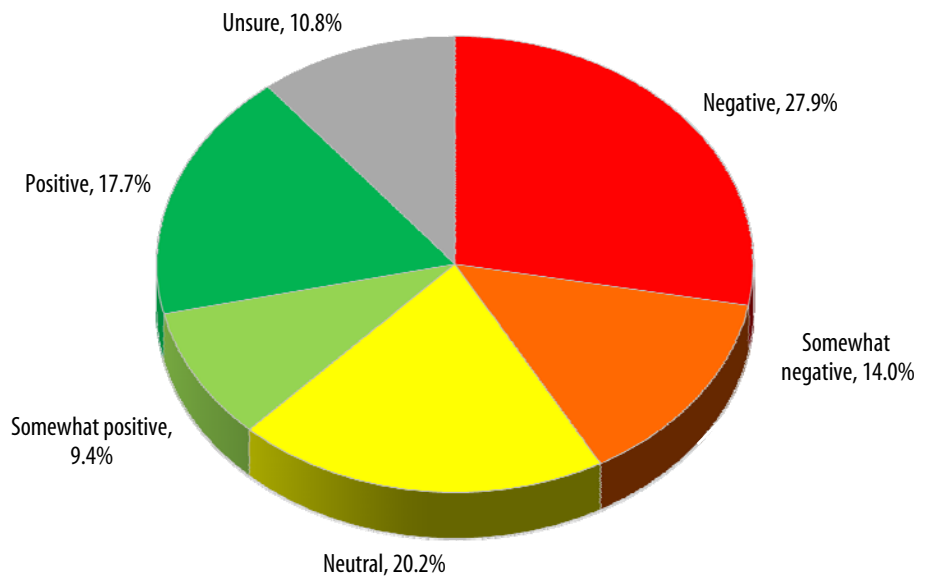
Canadians more likely to have a negative impression of Harper

METHODOLOGY

Between June 17th and June 21st, 2009, Nanos Research conducted a random telephone survey of 1,004 Canadians 18 years and older. A random telephone survey of 1,004 Canadians is accurate plus or minus 3.1 percentage points, 19 times out of 20. Margins of accuracy are wider for subgroup samples. Readers should note that the data was weighted for gender and age to match the Canadian census results. Results may not add up to 100% due to rounding.

The research was registered with the Marketing Research and Intelligence Association of which Nanos is a Gold Seal Corporate Member.

QUESTION: Do you have a positive, somewhat positive, neutral, somewhat negative or negative impression of Stephen Harper?



REGIONAL NUMBERS

Responses (%) **	Canada	Atlantic Canada*	Quebec	Ontario	Prairies	British Columbia
	(n= 1004)	(n=99)	(n=254)	(n=300)	(n=201)	(n=150)
	%	%	%	%	%	%
Positive	17.7	11.5	14.1	17.2	24.1	20.4
Somewhat positive	9.4	5.3	6.2	8.8	17.2	8.2
Neutral	20.2	16.3	23.1	22.6	15.2	19.5
Somewhat negative	14.0	15.7	18.1	14.7	8.7	11.8
Negative	27.9	29.7	35.5	25.2	23.5	25.2
Unsure	10.8	21.5	3.1	11.4	11.4	15.0
Net Score	-14.8	-28.6	-33.3	-13.9	+9.1	-8.4
Accuracy	±3.1	±10.0	±6.2	±5.7	±7.0	±8.1

*Note: Small sample – readers should exercise caution.
**Percentages may not add up to 100 due to rounding

Media inquiries should be directed to: Nik Nanos at nnanos@nanosresearch.com or (613) 234-4666 x237. Visit the Nanos website to sign up for instant email updates at www.nanosresearch.com.



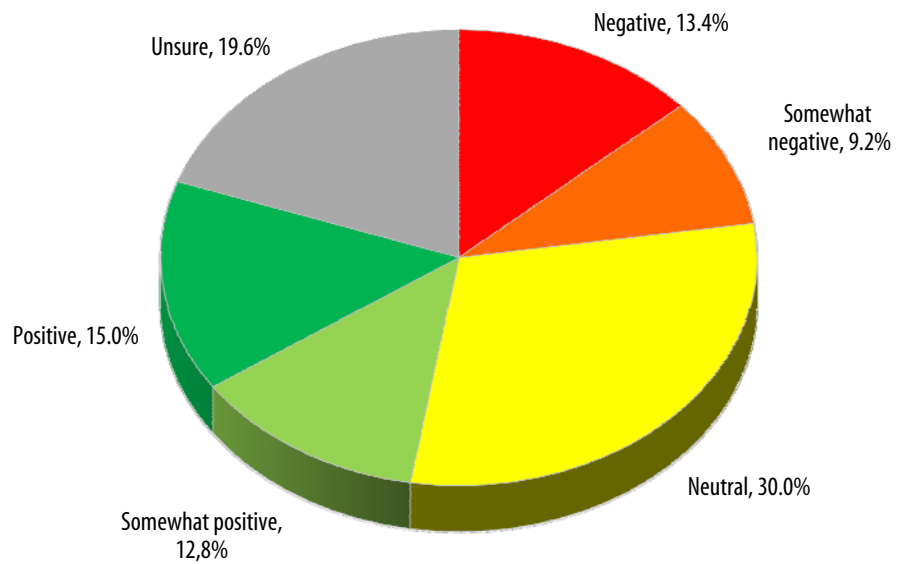
Many Canadians either neutral or unsure of Ignatieff impression

METHODOLOGY

Between June 17th and June 21st, 2009, Nanos Research conducted a random telephone survey of 1,004 Canadians 18 years and older. A random telephone survey of 1,004 Canadians is accurate plus or minus 3.1 percentage points, 19 times out of 20. Margins of accuracy are wider for subgroup samples. Readers should note that the data was weighted for gender and age to match the Canadian census results. Results may not add up to 100% due to rounding.

The research was registered with the Marketing Research and Intelligence Association of which Nanos is a Gold Seal Corporate Member.

QUESTION: Do you have a positive, somewhat positive, neutral, somewhat negative or negative impression of Michael Ignatieff?



REGIONAL NUMBERS

Responses (%) **	Canada	Atlantic Canada*	Quebec	Ontario	Prairies	British Columbia
	(n= 1004)	(n=99)	(n=254)	(n=300)	(n=201)	(n=150)
	%	%	%	%	%	%
Positive	15.0	17.4	19.1	15.1	10.0	12.7
Somewhat positive	12.8	13.5	13.1	13.5	10.6	13.5
Neutral	30.0	24.1	34.4	29.7	27.3	30.3
Somewhat negative	9.2	6.8	6.4	8.8	15.5	7.9
Negative	13.4	6.1	12.9	14.2	16.2	13.8
Unsure	19.6	32.1	14.1	18.6	20.2	21.8
Net Score	+5.2	+18.0	+12.9	+5.6	-11.1	+4.5
Accuracy	±3.1	±10.0	±6.2	±5.7	±7.0	±8.1

*Note: Small sample – readers should exercise caution.

**Percentages may not add up to 100 due to rounding

Media inquiries should be directed to: Nik Nanos at nnanos@nanosresearch.com or (613) 234-4666 x237. Visit the Nanos website to sign up for instant email updates at www.nanosresearch.com



NANOS

trusted insight and strategy

NANOS RESEARCH GROUP Ottawa • Toronto • Montreal • Calgary • Vancouver • Halifax



The Nanos Approach

At Nanos Research, we are experts at helping public-facing companies and organizations connect with the “hearts and minds” of customers or the general public. Our advantage comes from over 20 years experience in understanding the numbers and building upon them to provide strategic insight and intelligence in support of our clients’ business, marketing, public affairs and communications needs.



Getting Started

At Nanos, we believe that small steps can lead to large insights. We are regularly in the field with a national omnibus surveys. We’ll sit down with you to learn about your challenges and work on your challenge together. The results can be used to conduct a strategic assessment of your current challenge or can be the basis of a broader mission plan for you to achieve your market or mind share objectives.

The Right Research for the Right Job

- Telephone Surveys
- Online Surveys
- eDeliberative Polling and Online Dialogue
- Focus Groups
- Elite in-depth interviews
- Mystery Shopping
- Management Consulting



A trusted source

Our team is headed by Nik Nanos, a leader in the market and public opinion research industry recognized for the quality of his work, the insightfulness of his counsel and his professional integrity. Media organizations regularly call upon Nik Nanos and Nanos Research to capture the public pulse and analyze complex issues.

NATIONAL POST

THE WALL STREET JOURNAL

OTTAWA CITIZEN

USA TODAY

The Economist

REUTERS



CTV

theguardian

SUN MEDIA
A Quebecor Media Company

AP Associated Press

Canwest

THE GLOBE AND MAIL



Bloomberg

The Nanos Research Group

Our group of companies is a national team of like-minded research professionals and organizations bound by a common commitment to quality research, quality service and superior research outcomes.



Contact us today for your next research project.

John Nanos, Senior Vice President
North America Toll-free 1(888) 737-5505 ext.223
(416) 493-1965 ext. 223
jnanos@nanosresearch.com