

ENGINE


<b>Type</b>	In-line 6, iron block, aluminum head, certified Low-Emission Vehicle (LEV)
<b>Displacement</b>	3.0 liters (183 cubic inches)
<b>Valvetrain</b>	Twin cam, four valves per cylinder, with continuously Variable Valve Timing with intelligence (VVT-i)
<b>Compression Ratio</b>	10.5:1
<b>Horsepower at RPM</b>	215 hp @ 5,800
<b>Torque at RPM</b>	218 lb-ft @ 3,800

DRIVETRAIN

<b>Transmission</b>	Five-speed automatic Electronically Controlled Transmission with intelligence (ECT-i). E-shift with controls on steering wheel. Overdrive fifth gear, engine/transmission networking, flex lock-up torque converter.
<b>Drive Wheels</b>	Rear, with standard Traction Control (TRAC).
<b>Final Drive Ratio</b>	3.909:1

BODY, DIMENSIONS

<b>Type</b>	Five-passenger sedan
<b>Construction</b>	Welded-steel unibody
<b>Overall Length</b>	176.6 in
<b>Width</b>	67.9 in
<b>Height</b>	55.5 in
<b>Wheelbase</b>	105.1 in
<b>Ground Clearance</b>	5.3 in
<b>Weight Distribution</b>	54%/46% Front/Rear
<b>Curb Weight</b>	3,270 lb
<b>Fuel-tank Capacity</b>	17.5 gallons
<b>Trunk Capacity</b>	10.1 cubic feet
<b>Headroom</b>	39.1/37.7 in 37.8/37.3 in with available moonroof
<b>Legroom</b>	42.7/30.2 in (front/rear)
<b>Shoulder Room</b>	52.6/53.5 in (front/rear)



CHASSIS

<b>Suspension</b>	<p>Front: Independent, double-wishbone with A-shaped upper arm, coil springs, gas-pressurized shock absorbers, stabilizer bar.</p> <p>Rear: Independent, double-wishbone with L-shaped aluminum upper arm and toe-control arm, coil springs, gas-pressurized shock absorbers, stabilizer bar.</p>
<b>Steering</b>	Engine-speed-sensing, progressive power-assisted rack-and-pinion. 3.25 turns, lock to lock.
<b>Brakes</b>	Four-wheel power-assisted discs, with four-sensor, four-channel Anti-lock Braking System (ABS) with Electronic Brakeforce Distribution (EBD). 11.65-in vented front discs, 12.09-in solid rear discs.
<b>Wheels</b>	17 x 7.0-in alloy wheels Optional: 16 x 6.5-in alloy wheels
<b>Original Equipment Tires<sup>1</sup></b>	<p>Summer Bridgestone Potenza RE040 P215/45ZR17 (Code: 112-062) or Summer Dunlop SP Sport 9000 P215/45ZR17 (Code: 040119). Full-size spare with alloy wheel.</p> <p>Optional All-Season Bridgestone Potenza RE 92 P205/55 R16 89V (Code: 096-121).</p>

PERFORMANCE

<b>0-60 MPH Acceleration</b>	7.1 seconds <sup>2</sup>
<b>1/4-Mile Acceleration</b>	15.3 seconds <sup>2</sup>
<b>Top Track Speed</b>	143.7 mph <sup>2</sup>
<b>Estimated Fuel Consumption</b>	18/23 mpg city/highway <sup>3</sup>
<b>Aerodynamic Drag Coefficient</b>	0.29
<b>Turning Circle (curb-to-curb)</b>	34.1 ft.

TOTAL UNITS PRODUCED

<b>Total</b>	30,475
--------------	--------

DISCLAIMERS

<sup>1</sup>17 in. tires are expected to experience greater wear than conventional tires. Tire life may be substantially less than 20,000 miles, depending on driving conditions.

<sup>2</sup>Performance capacity figures are for comparison only and were obtained with prototype vehicles by professional drivers using special safety equipment and procedures. Do not attempt.

<sup>3</sup>Actual mileage will vary with options, driving conditions, driving habits and vehicle's condition. Results reported to EPA indicate that the majority of vehicles with these estimates will achieve between 15 and 21 mpg in the city and between 19 and 27 mpg on the highway. (See [www.fueleconomy.gov](http://www.fueleconomy.gov).)

PRICING


<u>Code</u>	<u>Description</u>	<u>Manufacturer's Suggested Retail Price (MSRP)<sup>4</sup></u>
9500	IS 300 Luxury Sport Sedan, 5-Speed Automatic Transmission	\$ 31,025
<b>Options</b>		
AL	Graphite Polished Wheels	400
FT	All-Season Tires with 16" Wheels	No Charge
HH	Heated Front Seats, requires LP or LS	440
LD	Limited Slip Differential	390
LP	Luxury Leather Package, includes Leather/Alcantara® Trim Interior with Piping, 8-Way Power Front Seats, Wood Trim Switch Plates, and Programmable Garage Door Opener	1,805
LS	Leather Package, includes Leather/Alcantara Trim Interior, 8-Way Power Front Seats, and programmable Garage Door Opener	1,705
SR	Power Moonroof	1,000

<sup>4</sup>The vehicle MSRP at launch included Delivery, Processing, and Handling fee. The Delivery, Processing, and Handling Fee was based on the value of the processing, handling and delivery services provided by Lexus and Lexus' overall pricing strategy. Federal, state, and local taxes, and advertising fees, if any, were additional. Prices included pre-delivery services. Suggested prices: These guidelines were provided by Lexus. The dealer was free to establish its own selling price, margin, or profit level.


**EXTERIOR COLORS**



**AUBURN SKY PEARL**  
3N3




**DIAMOND WHITE PEARL**  
051



**SOLAR YELLOW**  
576



**SPECTRA BLUE MICA**  
8M6



**MILLENNIUM SILVER METALLIC**  
1C0



**IMPERIAL JADE MICA**  
6Q7



**GRAPHITE GRAY PEARL**  
1C6



**BLACK ONYX**  
202