



Department For Empiric Researches

Political Public Opinion in Montenegro

November 2008.

Project supported by



**Foundation Open Society Institute
Montenegrin Office**

www.cedem.co.me

SAMPLE

- Research conducted in period **21. - 28.11.2008.**
- Standard CEDEM's twofold stratified sample with random selection of interviewees in final units applied.
- Implemented sample: **1013** interviewees from **9 municipalities** (Pljevlja, Berane, Bijelo Polje, Podgorica, Nikšić, Cetinje, Herceg-Novi, Bar and Ulcinj)
- Standard sample error in respect to demographic structure is 1.5%.

BASIC CHARACTERISTIC OF THE SAMPLE

Gender structure of interviewees	%
Male	48.7
Female	51.3
TOTAL	100.0

Educational structure of interviewees	%
No education	0.5
Primary	11.1
Secondary	58.3
Higher	15.6
High	14.5
TOTAL	100.0

BASIC CHARACTERISTIC OF THE SAMPLE

Age	%
18-34	35.0
35-54	36.7
55+	28.3
TOTAL	100.0

Nationality of interviewees	%
Montenegrins	43.2
Serbs	32.6
Bosnians	3.7
Albanians	5.5
Muslims	8.3
Other	6.7
TOTAL	100.0

CONFIDENCE IN INSTITUTIONS

- Positions of the entire group of interviewees expressed by coefficients (K) -

Rank / Institution		N	K	SD
1	Serbian Orthodox Church	754	3.50	1.527
2	President of Montenegro	920	2.97	1.367
3	Government of Montenegro	916	2.84	1.362
4	Montenegrin Parliament	909	2.71	1.212
5	Montenegrin Police	920	2.70	1.294
6	Montenegrin Judiciary	894	2.54	1.224
7	Montenegrin Orthodox Church	701	2.51	1.524
8	Political Parties in Montenegro	880	2.38	1.110

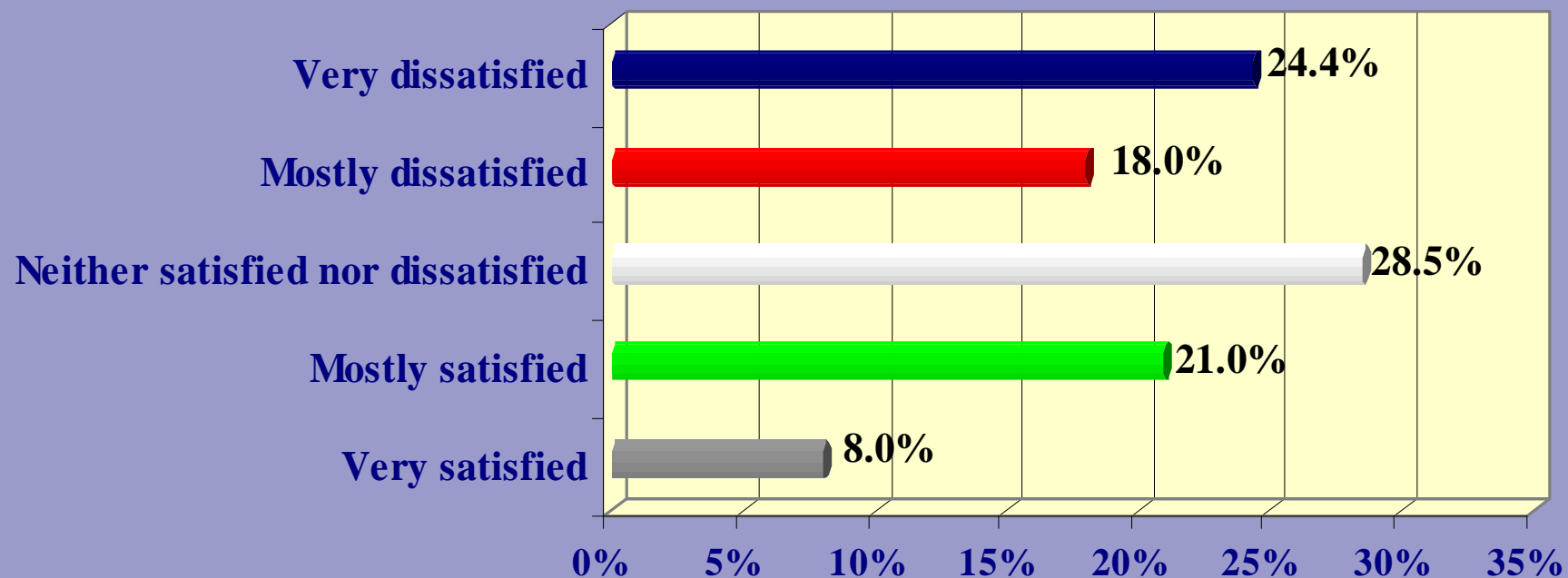
N – number of testers who expressed their position; K – confidence coefficient; SD – standard deviation

CONFIDENCE IN INSTITUTIONS

-TREND -

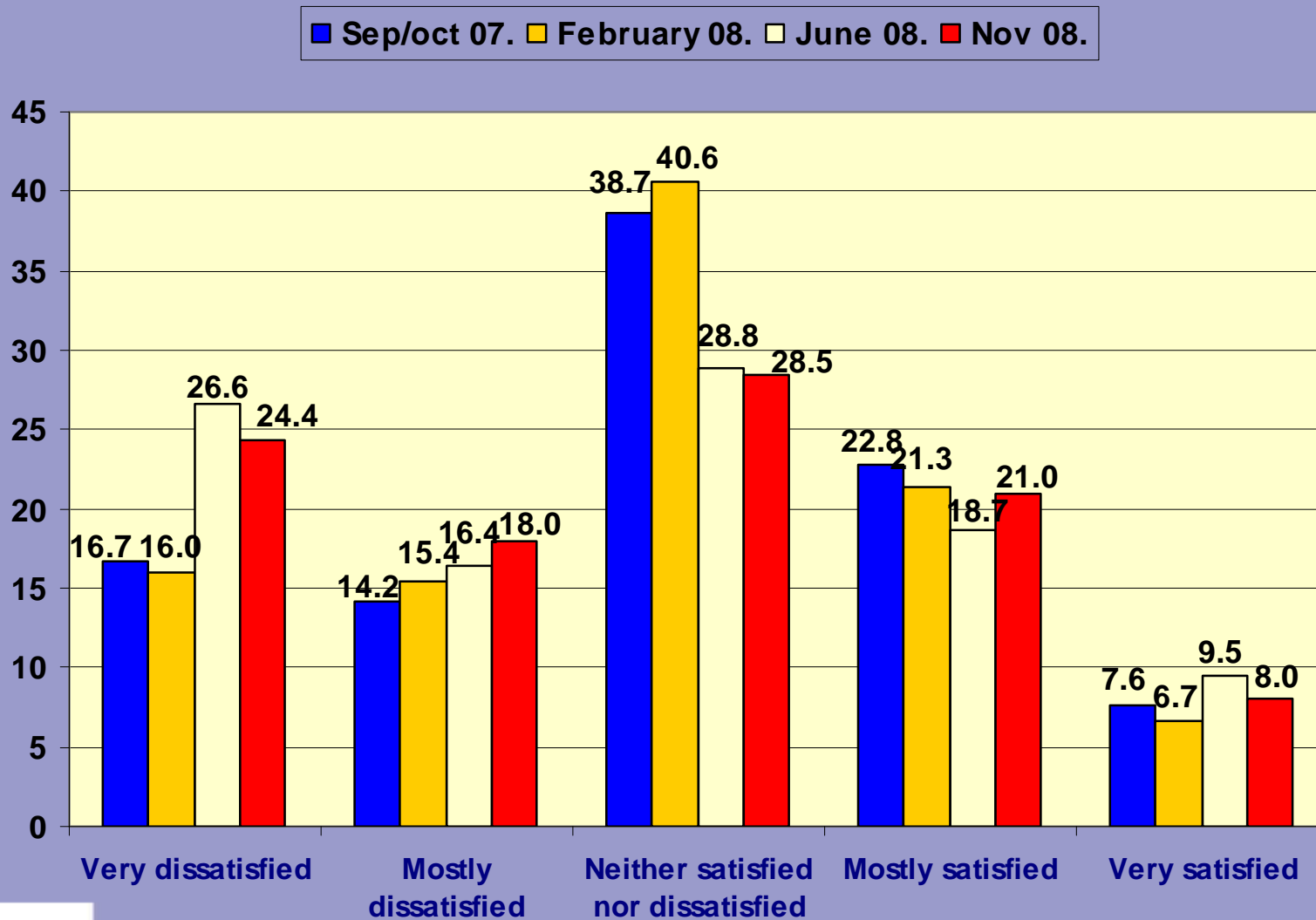
Rank / Institution		K (confidence coefficient)			
		Sep/oct '07.	Feb '08.	June '08.	Nov '08.
1	Serbian Orthodox Church	3.42	3.38	3.40	3.50
2	President of Montenegro	2.84	2.90	2.93	2.97
3	Government of Montenegro	2.72	2.72	2.80	2.84
4	Montenegrin Police	2.60	2.60	2.66	2.70
5	Montenegrin Parliament	2.66	2.59	2.64	2.71
6	Montenegrin Judiciary	2.50	2.41	2.46	2.54
7	Montenegrin Orthodox Church	2.56	2.31	2.45	2.51
8	Political Parties in Montenegro	2.36	2.28	2.27	2.38

SATISFACTION WITH THE GOVERNMENT OF MONTENEGRO



SATISFACTION WITH THE GOVERNMENT OF MONTENEGRO

- TREND -



CONFIDENCE IN POLITICIANS AND PUBLIC PERSONS

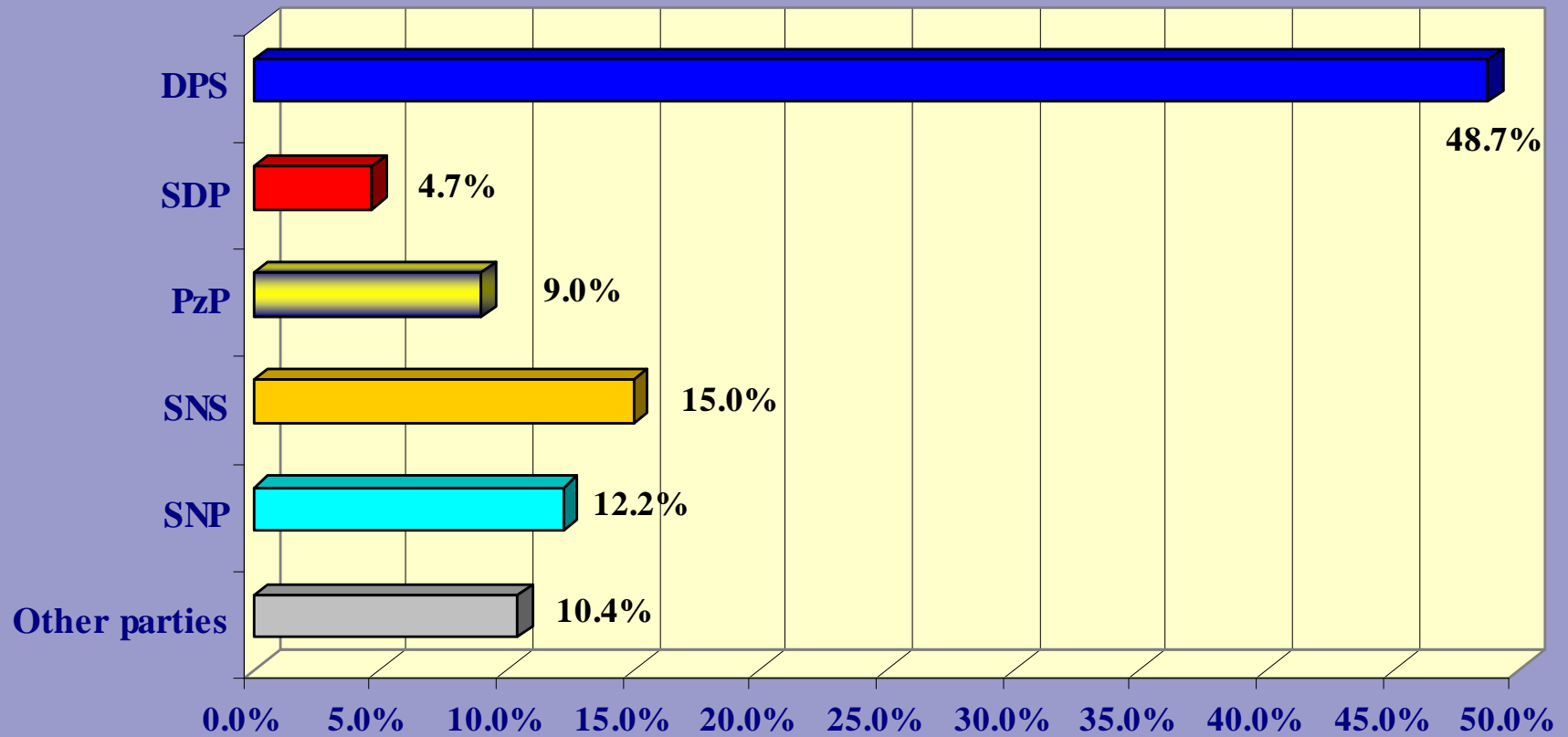
- Entire group of interviewees -

Rank		Feb '08.	June '08.	November '08.		
		PO	PO	N	PO	SD
1	Vanja ČALOVIĆ	3.16	3.21	823	3.06	1.580
2	Filip VUJANOVIĆ	3.06	3.04	906	3.03	1.485
3	Milo ĐUKANOVIĆ	2.96	3.01	909	2.95	1.618
4	Gordana ĐUROVIĆ	2.89	2.86	843	2.84	1.516
5	Srdan MILIĆ	2.42	2.56	833	2.67	1.419
6	Andrija MANDIĆ	2.30	2.39	839	2.43	1.426
7	Vujica LAZOVIĆ	2.39	2.51	766	2.36	1.307
8	Ranko KRIVOKAPIĆ	2.36	2.34	900	2.31	1.428
9	Nebojša MEDOJEVIĆ	2.65	2.49	843	2.31	1.268
10	Ranko KADIĆ	2.01	2.19	812	2.19	1.317
11	Predrag POPOVIĆ	1.94	2.10	831	2.08	1.152
12	Zoran ŽIŽIĆ	1.93	2.01	815	1.97	1.181
13	Miodrag ŽIVKOVIĆ	1.99	2.07	826	1.97	1.084
14	Emilo LABUDOVIĆ	1.88	1.97	800	19.5	1.239
15	Ferhat DINOŠA	1.85	1.93	805	1.81	1.163
16	Mehmet BARDHI	1.66	1.72	790	1.72	1.060
17	Rafet HUSOVIĆ	1.64	1.58	746	1.67	1.026
18	Vasilj SINIŠTAJ	1.58	1.60	756	1.60	0.962

*PO – average grade
SD – standard
deviation*

ELECTORAL PREFERENCE

- Determined voters -



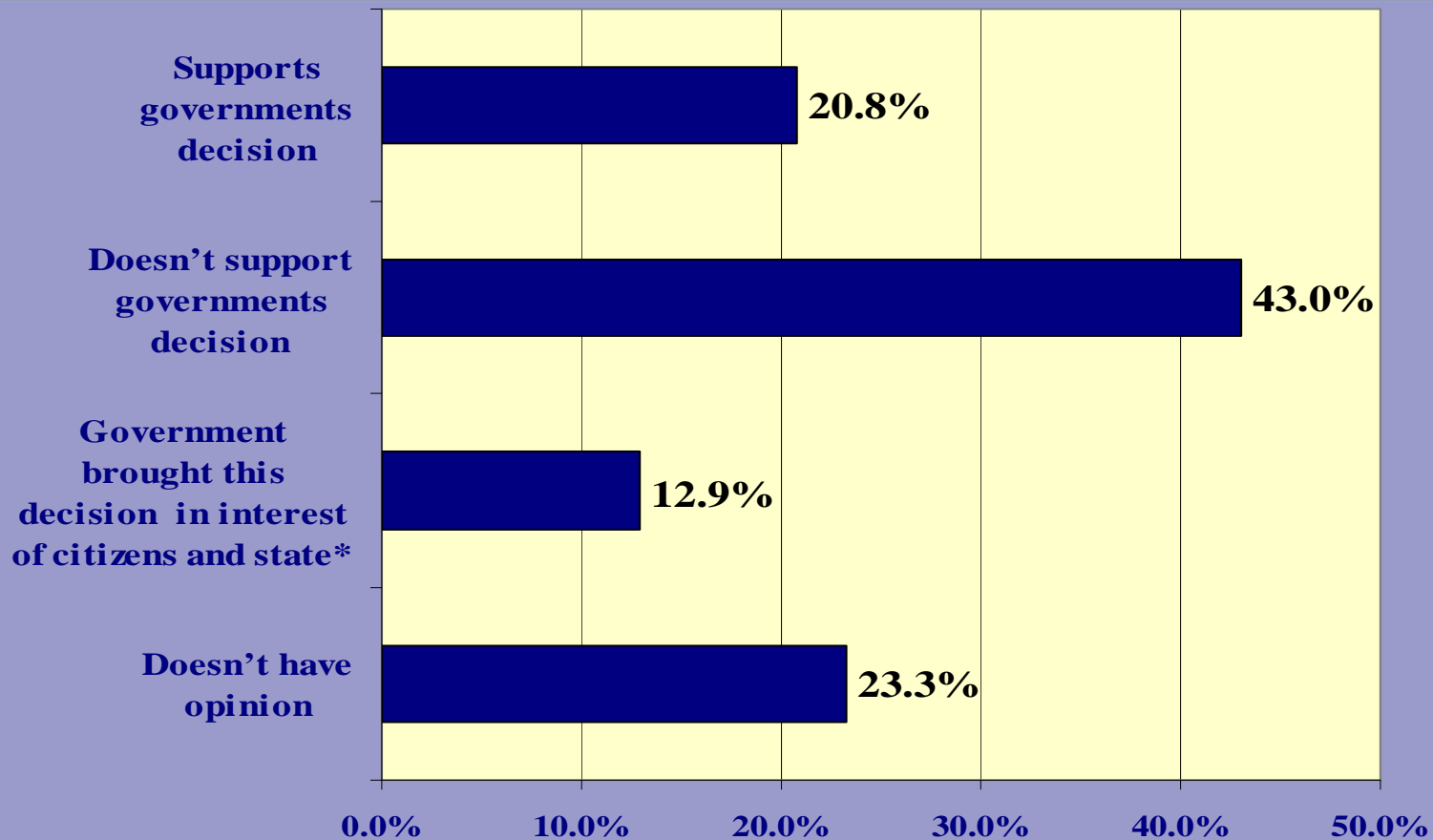
Turn out: 71.1%

ELECTORAL PREFERENCE

- Determined voters / trend -

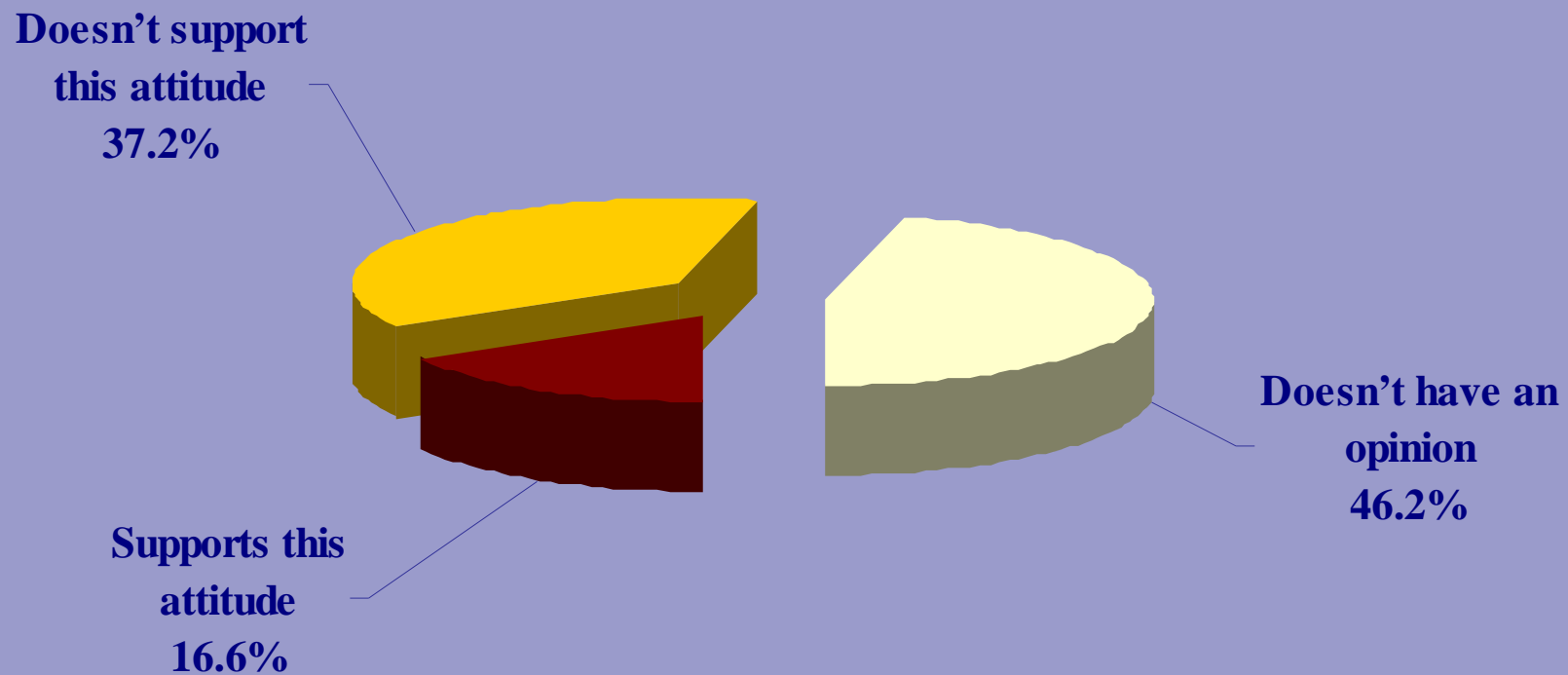
Political party	%			
	Sep/oct '07.	Feb '08.	June '08.	Nov '08.
DPS	43.5	44.5	47.4	48.7
SDP	5.0	3.0	4.2	4.7
PzP	19.4	18.1	10.8	9.0
SNS	12.7	11.2	14.4	15.0
SNP	7.1	9.7	11.1	12.2
LPCG	2.5	2.0	1.7	1.6
Srpski radikali	1.6	2.0	2.4	1.6

RECOGNITION OF KOSOVO?

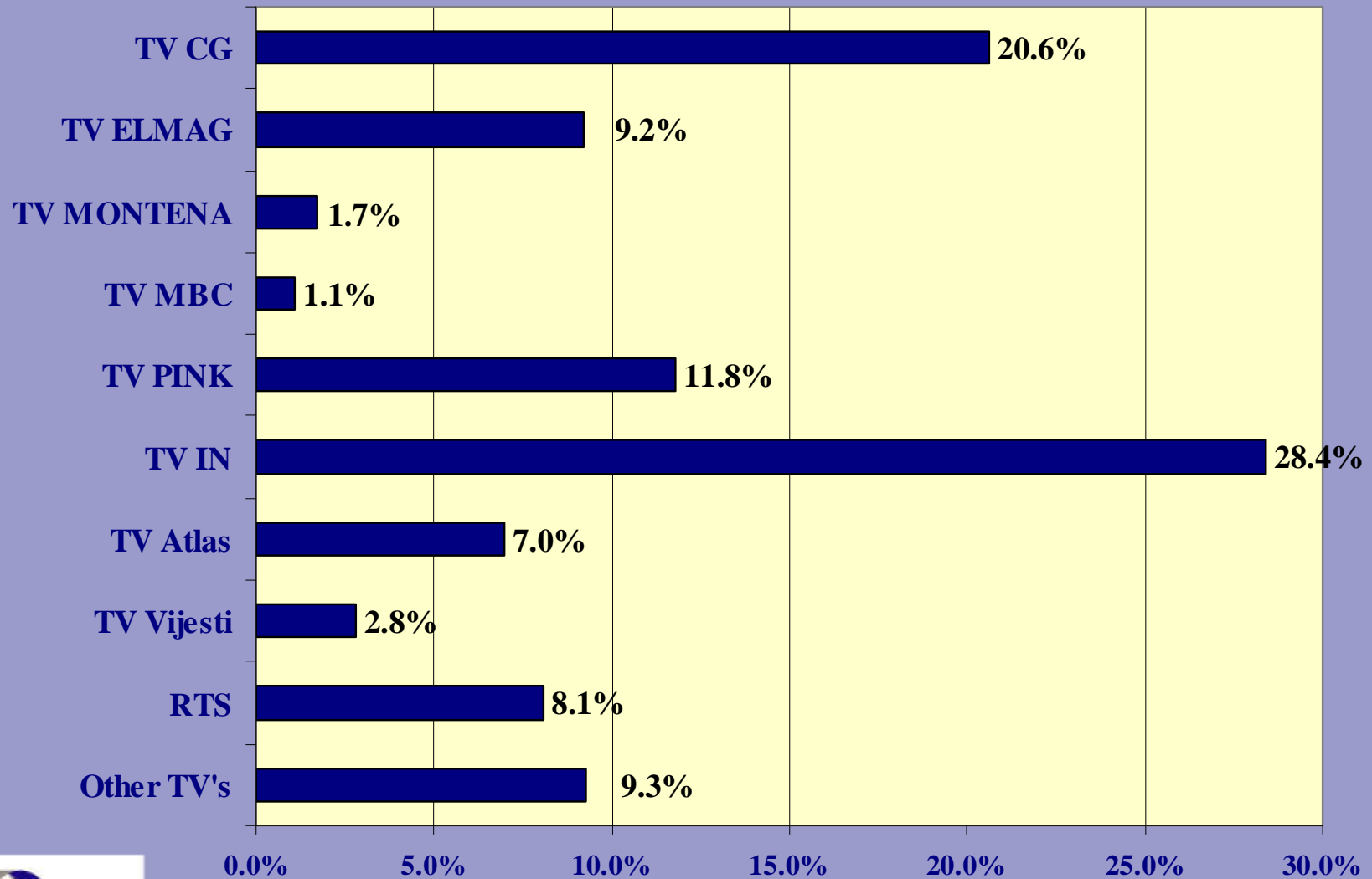


* Eventhough I have understanding for attitudes of those who are against this decision, I consider that state in this case acted with great level of responsibility and in accordance to states and citizens interests.

ATTITUDES IN RELATION TO EVENTUALLY BOYCOT OF OPOSITION



CONFIDENCE IN TV STATIONS



CONFIDENCE IN TV STATIONS - TREND -

TV stations	Sept. 06. %	Feb 07. %	June 07. %	Sep/oct 07. %	Feb 08. %	June 08. %	Nov 08. %
TV CG	28.5	26.3	26.0	25.4	24.1	21.0	20.6
TV ELMAG	16.0	10.8	9.9	14.4	10.6	10.9	9.2
TV MONTENA	3.5	3.6	2.8	4.1	3.3	1.8	1.7
TV MBC	2.8	2.3	3.3	0.9	1.6	2.3	1.1
TV PINK	13.6	16.2	16.4	14.5	11.3	15.8	11.8
TV IN	23.8	27.0	27.6	28.5	34.3	26.7	28.4
ATLAS TV	-	-	7.6	6.5	6.1	6.1	7.0
TV VIJESTI	-	-	-	-	-	1.4	2.8
RTS	2.0	1.4	1.4	1.6	5.2	5.8	8.1
Other TV's	9.9	12.5	5.2	4.1	3.5	8.2	9.3
	<i>N = 745</i>	<i>N = 779</i>	<i>N = 820</i>	<i>N = 771</i>	<i>N = 767</i>	<i>N = 866</i>	<i>N = 822</i>

CONFIDENCE IN RADIO STATIONS - TREND -

Radio stations	Sept. 06. %	Feb 07. %	June 07. %	Sep/oct 07. %	Feb 08. %	June 08. %	Nov 08. %
Radio Crne Gore	28.8	22.2	23.7	21.4	26.2	13.4	17.8
Radio Elmag	25.1	20.3	20.4	23.9	20.6	25.3	24.4
Radio D	4.9	11.0	6.4	10.1	9.4	9.4	4.5
Antena M	5.1	5.5	2.9	3.3	3.7	4.9	4.7
Radio Montena	4.2	2.6	2.8	1.9	2.1	1.1	1.7
Radio Svetigora	2.2	2.1	1.4	-	1.2	1.2	0.7
Radio Slobodna Evropa	0.5	1.9	0.9	0.2	1.3	0.8	0.3
Atlas Radio	-	-	5.6	7.0	5.6	6.3	7.9
Local radio stations	17.0	25.8	28.6	26.3	15.8	21.0	26.2
Other radio stations	12.1	8.6	7.3	6.0	14.2	16.5	11.7

N = 546

N = 581

N = 591

N = 552

N = 520

N = 648

N = 546

CONFIDENCE IN DAILY NEWSPAPERS - TREND -

Daily newspapers	Sept. 06. %	Feb 07. %	June 07. %	Sep/oct 07. %	Feb 08. %	June 08. %	Nov 08. %
POBJEDA	12.6	14.1	11.9	12.0	12.6	13.3	12.1
VIJESTI	47.9	44.0	42.1	50.8	48.5	44.9	47.8
DAN	33.0	35.1	35.4	32.4	32.2	34.1	32.2
REPUBLIKA	1.4	0.7	1.5	1.0	0.9	0.8	0.7
POLITIKA	1.0	0.7	1.5	-	0.8	1.1	0.6
VEČERNJE NOVOSTI	3.3	2.2	3.5	3.1	3.7	4.4	5.4
BLIC	-	0.1	0.7	0.3	0.6	1.3	1.2
OTHER	0.7	3.0	3.3	0.4	0.8	-	-
	<i>N = 693</i>	<i>N = 689</i>	<i>N = 722</i>	<i>N = 662</i>	<i>N = 652</i>	<i>N = 750</i>	<i>N = 666</i>

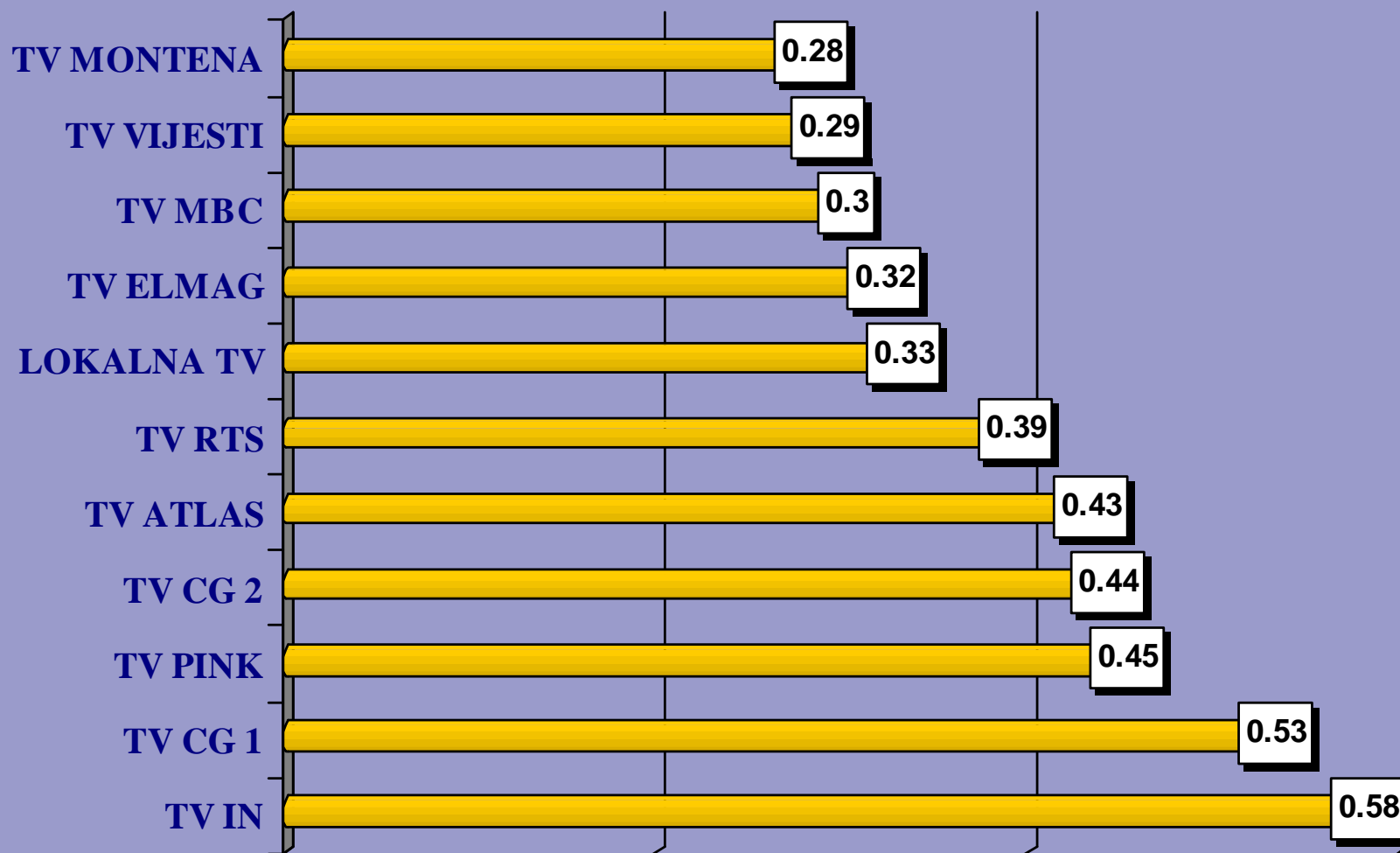
HOW OFTEN DO YOU WATCH THE INFORMATIVE PROGRAM?

- TV station -

TV stations	Everyday	More or less frequently	Sometimes	Rarely	Never
TV CG 1	22.6	16.9	25.7	20.0	14.8
TV CG 2	11.9	15.8	26.5	26.7	19.1
TV IN	23.2	24.0	26.5	14.3	12.0
TV ATLAS	10.6	15.7	28.8	23.4	21.6
TV ELMAG	9.6	8.7	20.4	24.6	36.7
TV MONTENA	5.6	7.4	20.5	25.9	40.7
TV MBC	6.2	7.0	24.2	27.4	35.3
TV VIJESTI	7.4	7.4	20.3	22.0	42.9
TV PINK	17.9	14.0	25.0	16.8	26.3
Local TV	9.4	13.0	19.7	17.0	40.9
RTS	15.8	12.4	18.2	17.8	35.9

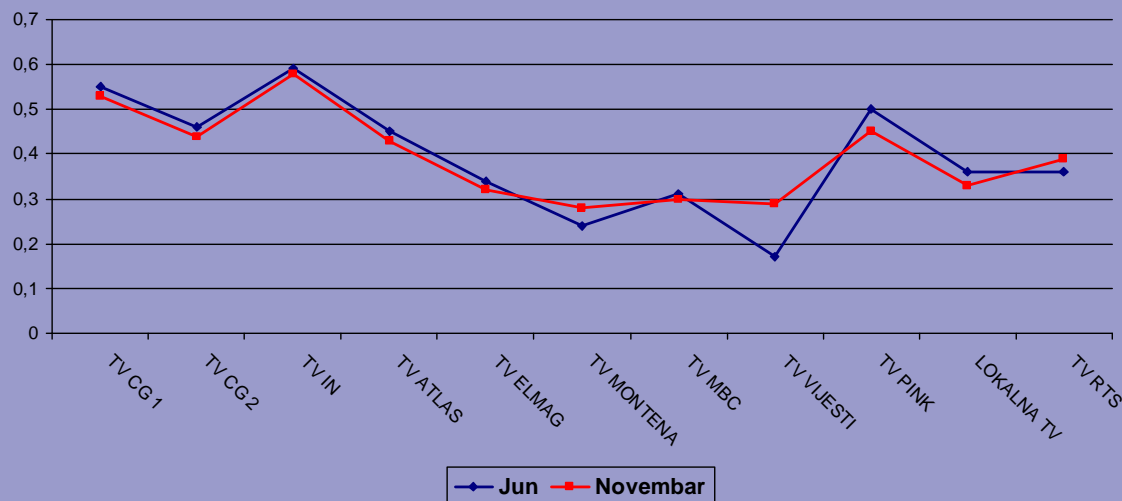
HOW OFTEN DO YOU WATCH INFORMATIVE PROGRAM

- TV station -



HOW OFTEN DO YOU WATCH INFORMATIVE PROGRAM

(June - November 2008.) - TV station -



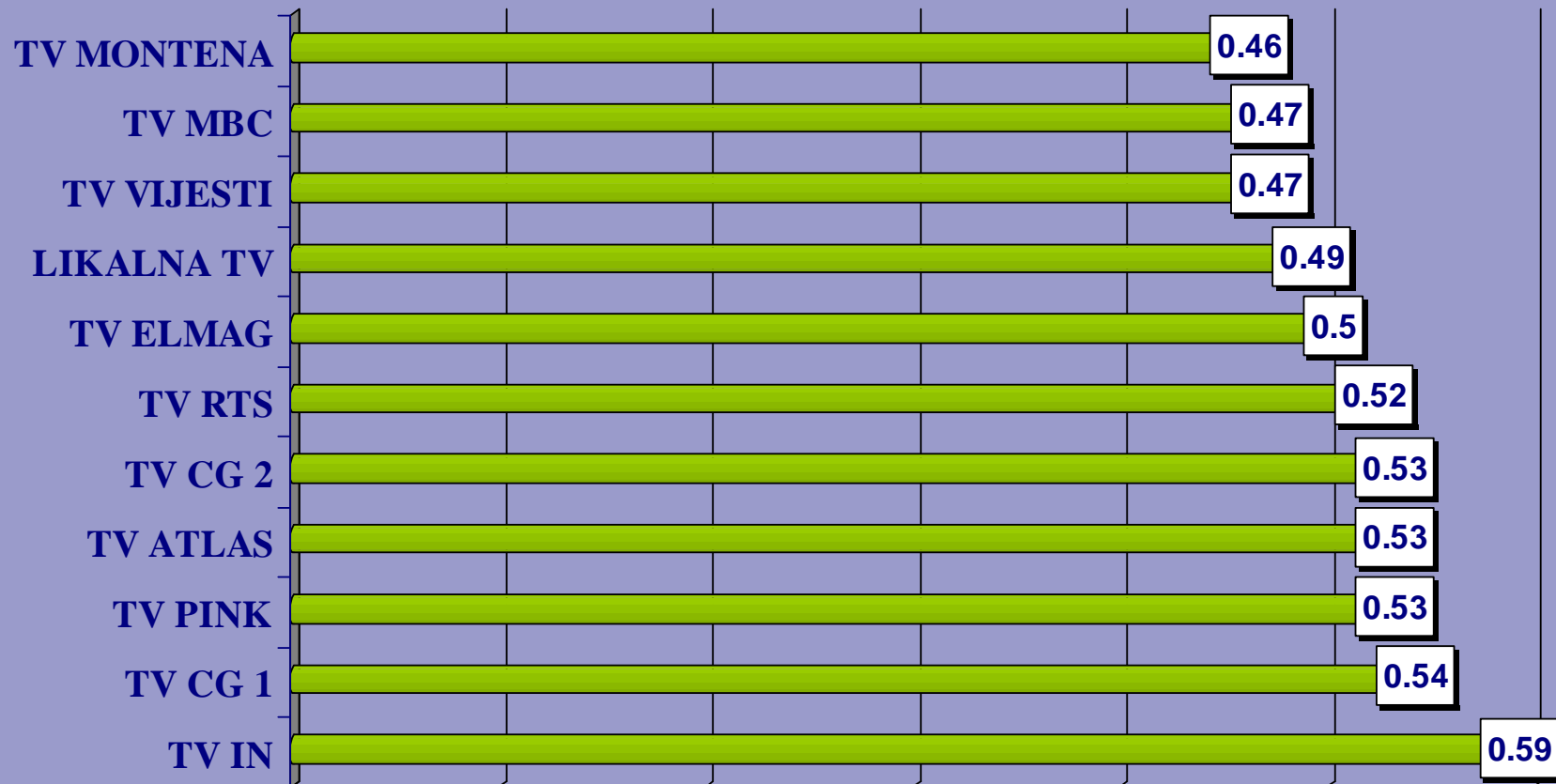
	June	November
TV CG 1	0,55	0,53
TV CG 2	0,46	0,44
TV IN	0,59	0,58
TV ATLAS	0,45	0,43
TV ELMAG	0,34	0,32
TV MONTENA	0,24	0,28
TV MBC	0,31	0,30
TV VIJESTI	0,17	0,29
TV PINK	0,50	0,45
LOCAL TV	0,36	0,33
TV RTS	0,36	0,39

HOW MUCH CONFIDENCE DO YOU HAVE IN INFORMATIVE PROGRAM? - TV station -

TV station	I have a big trust	I mostly trust	I trust sometimes but sometimes not	I mostly don't trust	I don't trust them at all
TV CG 1	14.9	25.6	35.2	10.6	13.6
TV CG 2	12.4	24.2	38.3	11.2	13.9
TV IN	16.5	30.3	34.9	8.8	9.4
TV ATLAS	9.4	27.9	39.8	10.4	12.5
TV ELMAG	9.7	23.4	40.1	12.7	14.1
TV MONTENA	5.7	19.1	46.0	13.3	16.0
TV MBC	5.3	20.5	46.8	12.4	15.0
TV VIJESTI	7.5	21.0	42.2	12.1	17.2
TV PINK	11.9	24.3	41.4	9.9	12.6
Local TV	9.7	23.8	38.7	9.4	18.4
RTS	13.2	24.8	35.6	10.3	16.1

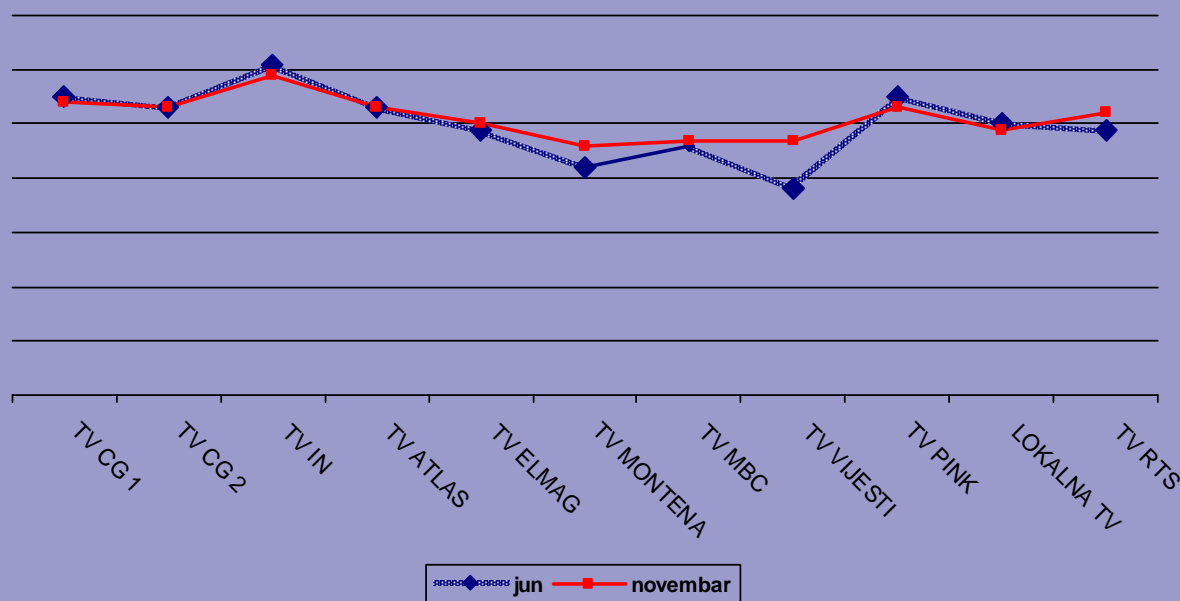
CONFIDENCE IN INFORMATIVE PROGRAM?

- TV station -



CONFIDENCE IN INFORMATIVE PROGRAM?

(June - November 2008.) - TV station -

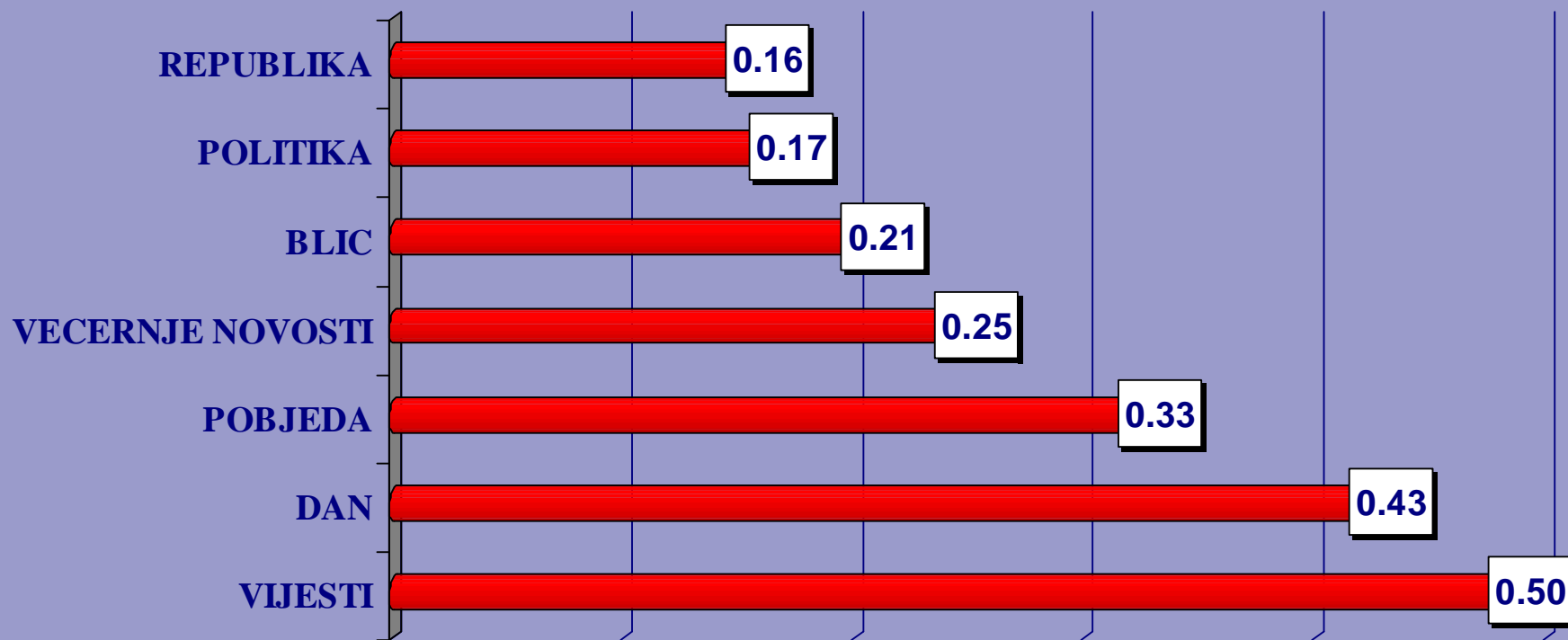


	Jun	Novembar
TV CG 1	0,55	0,54
TV CG 2	0,53	0,53
TV IN	0,61	0,59
TV ATLAS	0,53	0,53
TV ELMAG	0,49	0,50
TV MONTENA	0,42	0,46
TV MBC	0,46	0,47
TV VIJESTI	0,38	0,47
TV PINK	0,55	0,53
LOCAL TV	0,50	0,49
TV RTS	0,49	0,52

HOW OFTEN DO YOU READ DAILY NEWSPAPERS?

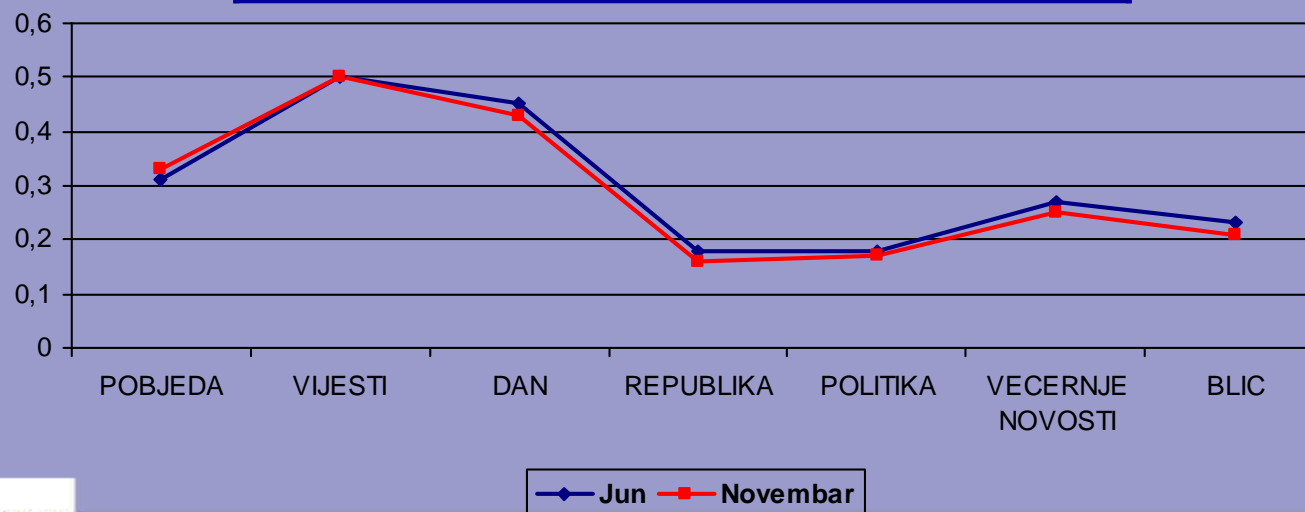
Daily news paper	I read them every day	More or less regularly	Sometimes	Rarely	I don't read them
POBJEDA	12.5	7.1	18.3	22.7	39.3
VIJESTI	23.1	15.6	20.4	19.3	21.5
DAN	19.6	10.2	21.5	21.1	27.6
PUBLIKA	2.2	2.2	12.3	23.9	59.3
POLITIKA	2.6	2.8	12.7	23.4	58.6
VEČERNJE NOVOSTI	5.7	8.1	15.7	22.7	47.9
BLIC	3.8	5.9	13.0	24.3	53.0

HOW OFTEN DO YOU READ DAILY NEWSPAPERS?



HOW OFTEN DO YOU READ DAILY NEWSPAPERS? (June - November 2008.)


	June	November
POBJEDA	0,31	0,33
VIJESTI	0,50	0,50
DAN	0,45	0,43
REPUBLIKA	0,18	0,16
POLITIKA	0,18	0,17
VEČERNJE NOVOSTI	0,27	0,25
BLIC	0,23	0,21



HOW MUCH DO YOU TRUST TO INFORMATION FROM NEWSPAPER?

Daily newspapers	I have big trust	I mostly trust	I trust sometimes, but sometimes not	I mostly don't trust	I don't trust them at all
POBJEDA	11.5	18.7	36.2	10.6	23.0
VIJESTI	17.2	25.5	34.9	9.0	13.4
DAN	14.4	19.3	39.8	11.1	15.3
REPUBLIKA	2.1	10.6	38.9	15.9	32.4
POLITIKA	4.2	13.0	37.8	15.0	30.0
VEČERNJE NOVOSTI	7.8	16.5	39.3	12.4	24.0
BLIC	5.2	14.1	38.8	13.5	28.4

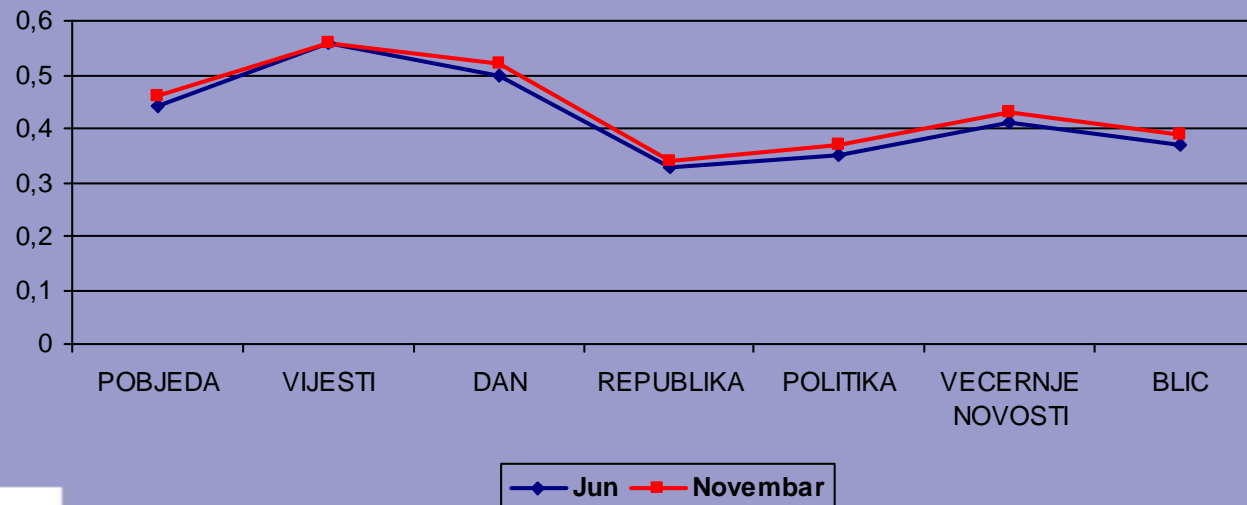
CONFIDENCE IN DAILY NEWSPAPERS



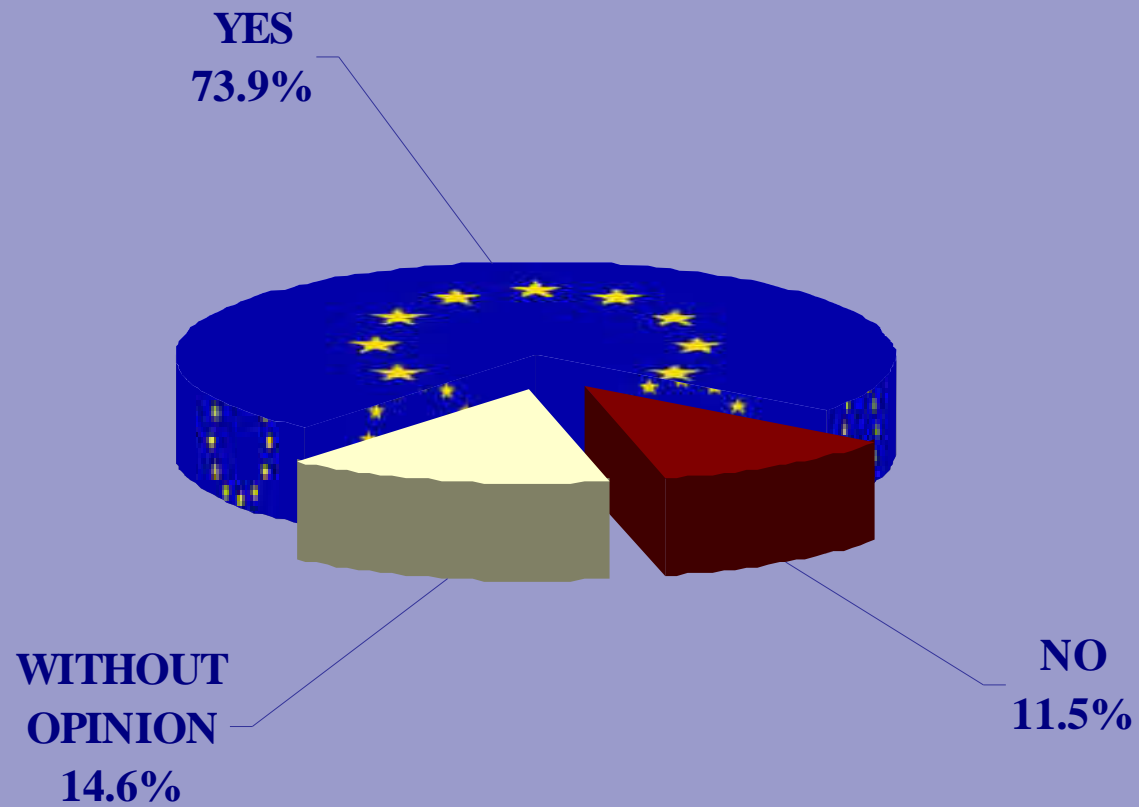
CONFIDENCE IN DAILY NEWSPAPERS

(June - November 2008.)

	June	November
POBJEDA	0,44	0,46
VIJESTI	0,56	0,56
DAN	0,50	0,52
REPUBLIKA	0,33	0,34
POLITIKA	0,35	0,37
VECERNJE NOVOSTI	0,41	0,43
BLIC	0,37	0,39



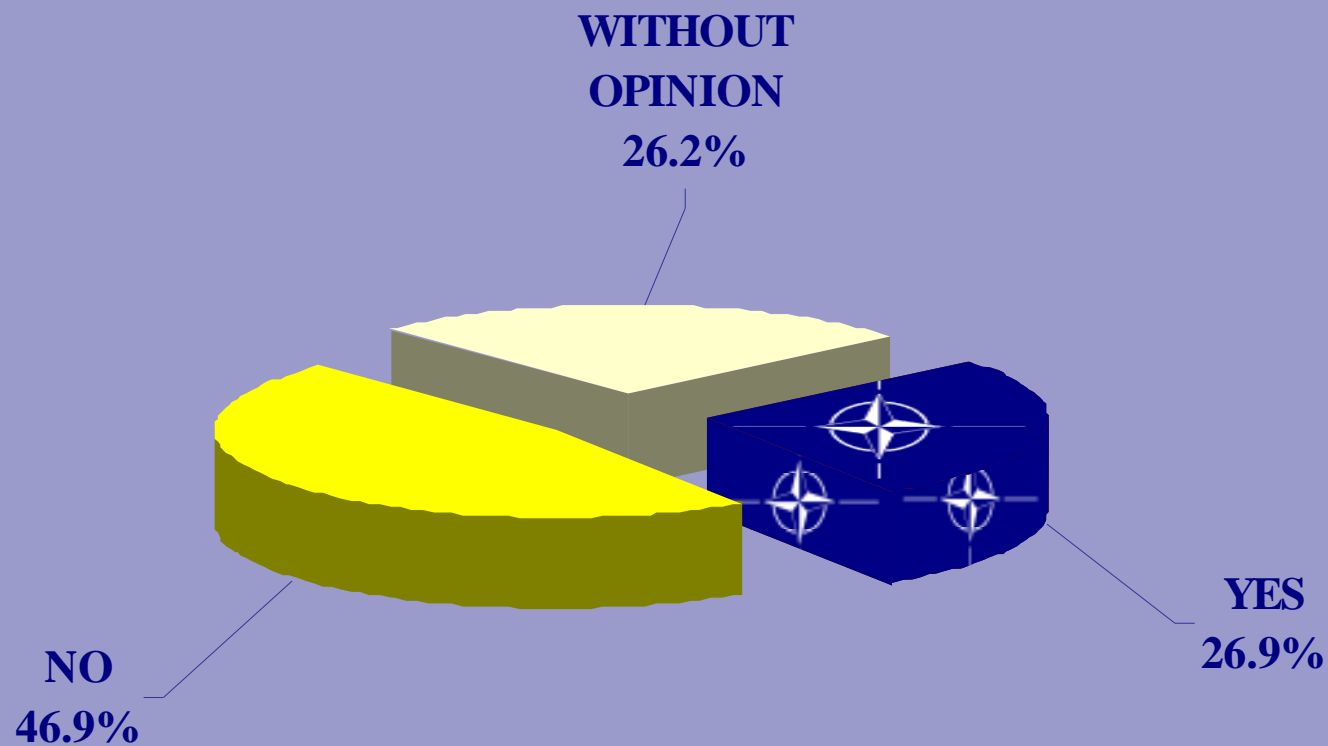
MEMBERSHIP IN THE EUROPEAN UNION



MEMBERSHIP IN THE EUROPEAN UNION

Attitude	For the period					
	Feb '07.	June '07.	Sep/oct '07.	Feb '08.	June '08.	Nov '08.
YES	74.0	78.3	72.4	72.8	70.8	73.9
NO	8.4	6.5	9.4	9.2	12.1	11.5
Without opinion	17.6	15.2	18.2	18.0	17.1	14.6





MEMBERSHIP IN NATO



MEMBERSHIP IN NATO

Attitude	For the period					
	Feb '07.	June '07.	Sep/oct '07.	Feb '08.	June '08.	Nov '08.
YES	36.6	32.9	32.4	29.5	26.3	26.9
NO	34.6	39.7	40.7	44.2	46.7	46.9
Without opinion	28.8	27.4	26.9	26.3	27.0	26.1

MONTENEGRIN ALLIES IN AREA OF FOREIGN POLICY

		Attitudes				
		Absolutel y not	A little	Yes, significantly	Yes, absolutely	Can not tell
EU		10.9	15.0	23.6	21.7	28.8
SAD		28.1	17.3	13.5	6.5	34.6
RUSSIA		16.1	21.6	16.4	11.6	34.3
SERBIA		14.0	17.6	14.4	19.4	34.6

NOTE: 17.1% of interviewees think that Montenegro should not rely on nobody in area of foreign policy.