

# Nintendo Co., Ltd.

## Financial Results Briefing for Fiscal Year Ended March 2008

(Briefing Date: 2008/4/25)

### Supplementary Information

[Note]

Forecasts announced by Nintendo Co., Ltd. herein are prepared based on management's assumptions with information available at this time and therefore involve known and unknown risks and uncertainties. Please note such risks and uncertainties may cause the actual results to be materially different from the forecasts (earnings forecast, dividend forecast and other forecasts).

[※Correction made on May 22, 2008]

At page 6 in this material, yen per 1 U.S. dollar exchange rate in the column on March 31, 2008 was corrected. This correction is not applicable for the Japanese language version.

## Consolidated Statements of Income Transition

million yen

	FY3/2001	FY3/2002	FY3/2003	FY3/2004	FY3/2005	FY3/2006	FY3/2007	FY3/2008	FY3/2009 Forecast
Net sales	462,502	554,886	504,135	514,805	515,292	509,249	966,534	1,672,423	1,800,000
Cost of sales	278,462	334,620	308,525	307,233	298,115	294,133	568,722	972,362	
Gross margin	184,040	220,266	195,609	207,572	217,176	215,115	397,812	700,060	
(Gross margin ratio)	(39.8%)	(39.7%)	(38.8%)	(40.3%)	(42.1%)	(42.2%)	(41.2%)	(41.9%)	
Selling, general, and administrative expenses	99,342	101,114	95,488	99,888	105,653	124,766	171,787	212,840	
Operating income	84,697	119,151	100,120	107,683	111,522	90,349	226,024	487,220	530,000
(Operating income ratio)	(18.3%)	(21.5%)	(19.9%)	(20.9%)	(21.6%)	(17.7%)	(23.4%)	(29.1%)	(29.4%)
Other income	109,069	68,715	18,283	11,391	37,868	70,897	63,830	48,564	
(of which foreign exchange gains)	(66,335)	(43,419)	(-)	(-)	(21,848)	(45,515)	(25,741)	(-)	
Other expenses	1,520	1,248	23,363	68,934	4,098	487	1,015	94,977	
(of which foreign exchange losses)	(-)	(-)	(22,620)	(67,876)	(-)	(-)	(-)	(92,346)	
Income before income taxes and extraordinary items	192,247	186,618	95,040	50,140	145,292	160,759	288,839	440,807	550,000
(Income before income taxes and extraordinary items ratio)	(41.6%)	(33.6%)	(18.9%)	(9.7%)	(28.2%)	(31.6%)	(29.9%)	(26.4%)	(30.6%)
Extraordinary gains	470	1,284	19,218	3,476	1,735	7,360	1,482	3,934	
Extraordinary losses	24,066	4,879	943	650	1,625	1,648	720	10,966	
Income before income taxes and minority interests	168,651	183,023	113,315	52,965	145,402	166,470	289,601	433,775	
Income taxes	72,352	76,797	45,973	19,692	57,962	68,138	115,348	176,532	
Minority interests	-303	-218	74	79	24	-46	-37	-99	
Net income	96,603	106,444	67,267	33,194	87,416	98,378	174,290	257,342	325,000
(Net income ratio)	(20.9%)	(19.2%)	(13.3%)	(6.4%)	(17.0%)	(19.3%)	(18.0%)	(15.4%)	(18.1%)

## Quarterly Consolidated Statements of Income Transition

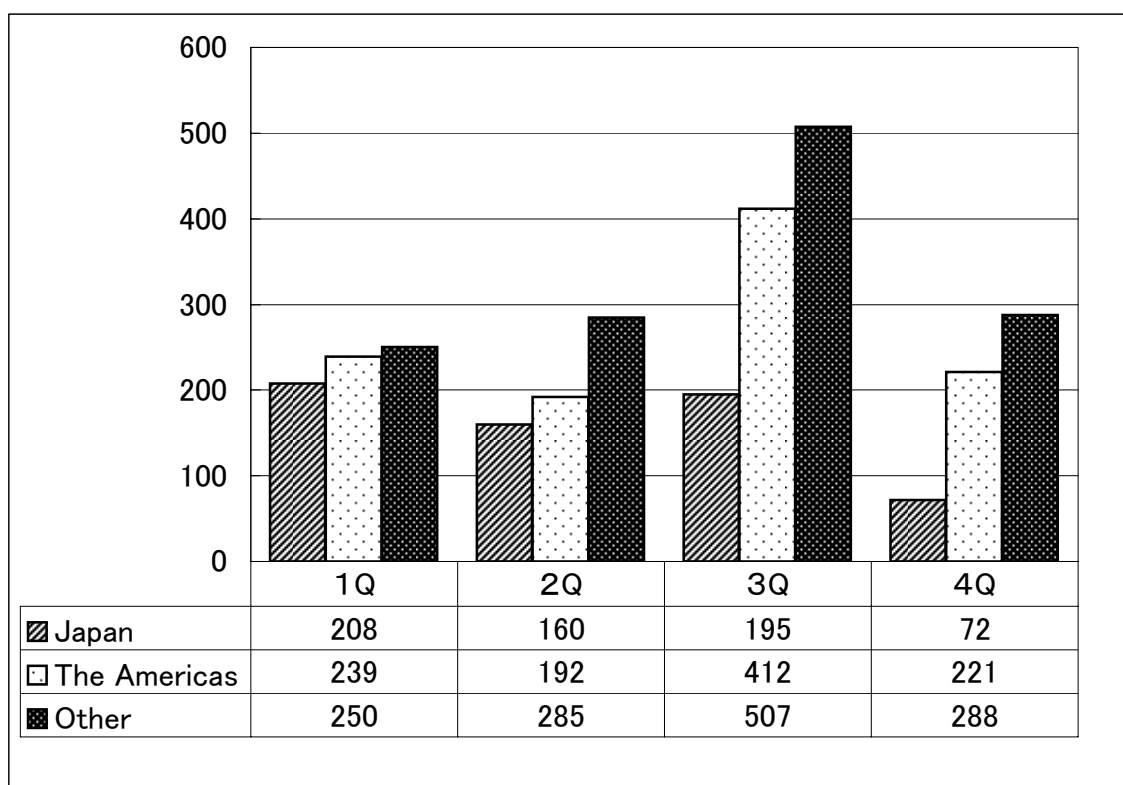
	FY3/2007					FY3/2008				
	1Q	2Q	3Q	4Q	Total	1Q	2Q	3Q	4Q	Total
Net sales	130,919	167,897	413,772	253,944	966,534	340,439	354,363	621,631	355,988	1,672,423
Cost of sales	67,876	95,097	248,887	156,860	568,722	201,336	211,712	348,896	210,417	972,362
Gross margin	63,043	72,799	164,884	97,084	397,812	139,103	142,651	272,734	145,571	700,060
(Gross margin ratio)	(48.2%)	(43.4%)	(39.8%)	(38.2%)	(41.2%)	(40.9%)	(40.3%)	(43.9%)	(40.9%)	(41.9%)
Selling, general, and administrative expenses	34,241	34,489	64,362	38,694	171,787	48,471	44,497	67,483	52,387	212,840
Operating income	28,802	38,309	100,521	58,390	226,024	90,631	98,153	205,251	93,183	487,220
(Operating income ratio)	(22.0%)	(22.8%)	(24.3%)	(23.0%)	(23.4%)	(26.6%)	(27.7%)	(33.0%)	(26.2%)	(29.1%)
Other income	7,708	20,249	25,835	10,036	63,830	41,144	-13,885	10,530	10,774	48,564
(of which foreign exchange gains)	(-)	(10,057)	(16,011)	(-327)	(25,741)	(29,032)	(-26,882)	(-2,006)	(-143)	(-)
Other expenses	3,840	-3,446	320	301	1,015	326	340	328	93,982	94,977
(of which foreign exchange losses)	(3,462)	(-3,462)	(-)	(-)	(-)	(-)	(-)	(-)	(92,346)	(92,346)
Income before income taxes and extraordinary items	32,670	62,006	126,036	68,126	288,839	131,449	83,926	215,454	9,976	440,807
(Income before income taxes and extraordinary items ratio)	(25.0%)	(36.9%)	(30.5%)	(26.8%)	(29.9%)	(38.6%)	(23.7%)	(34.7%)	(2.8%)	(26.4%)
Extraordinary gains	6	246	794	434	1,482	649	3,236	-55	103	3,934
Extraordinary losses	123	-122	26	693	720	15	1,608	512	8,830	10,966
Income before income taxes and minority interests	32,553	62,375	126,804	67,867	289,601	132,084	85,555	214,886	1,249	433,775
Income taxes	17,012	23,589	49,244	25,500	115,348	51,898	33,395	88,385	2,852	176,532
Minority interests	-10	-8	-11	-7	-37	-66	-10	-6	-16	-99
Net income	15,551	38,793	77,571	42,374	174,290	80,251	52,169	126,507	-1,586	257,342
(Net income ratio)	(11.9%)	(23.1%)	(18.7%)	(16.7%)	(18.0%)	(23.6%)	(14.7%)	(20.4%)	(-0.4%)	(15.4%)

million yen

## Consolidated Sales Units of "Nintendo DS" (FY3/2008)

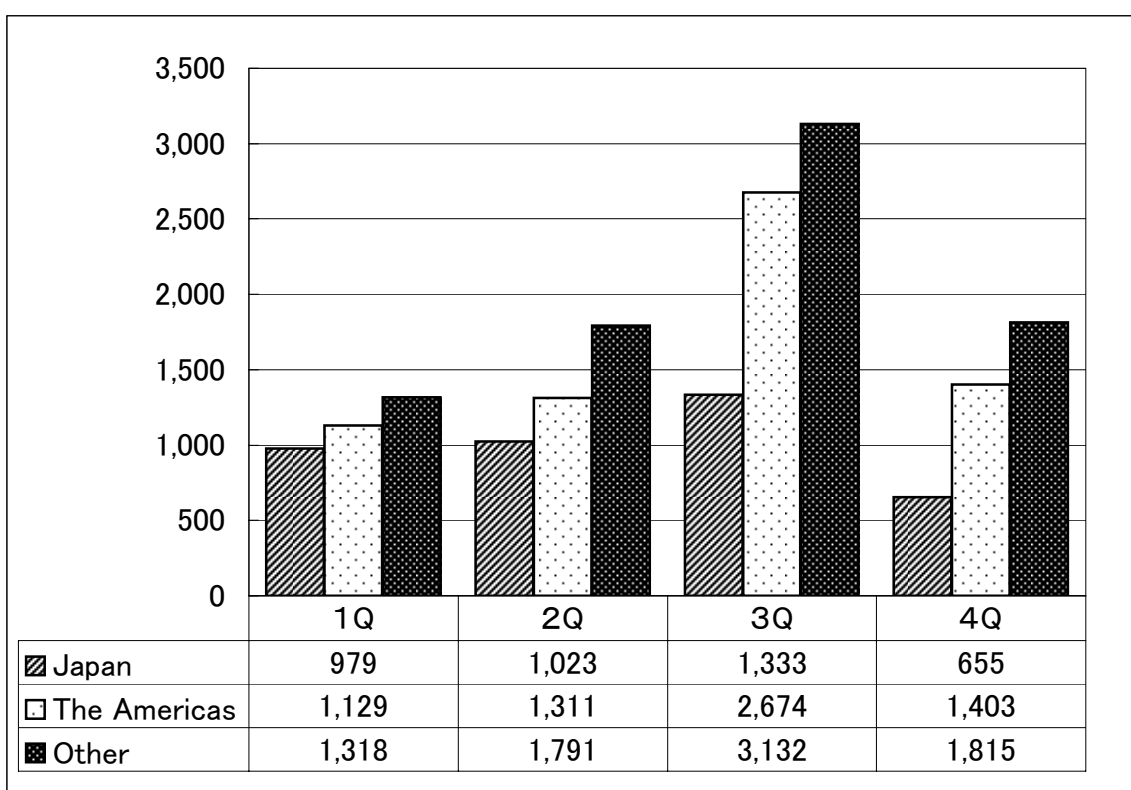
### 1. Hardware

units in ten thousands



### 2. Software

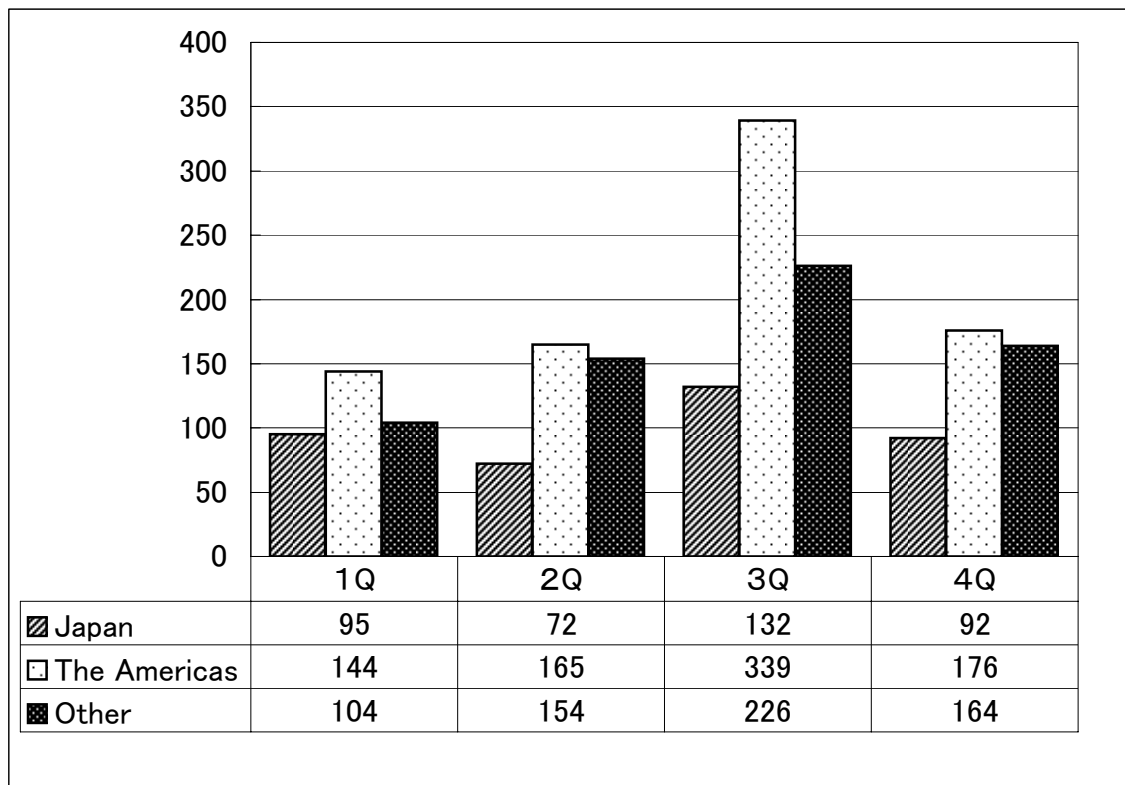
units in ten thousands



## Consolidated Sales Units of "Wii" (FY3/2008)

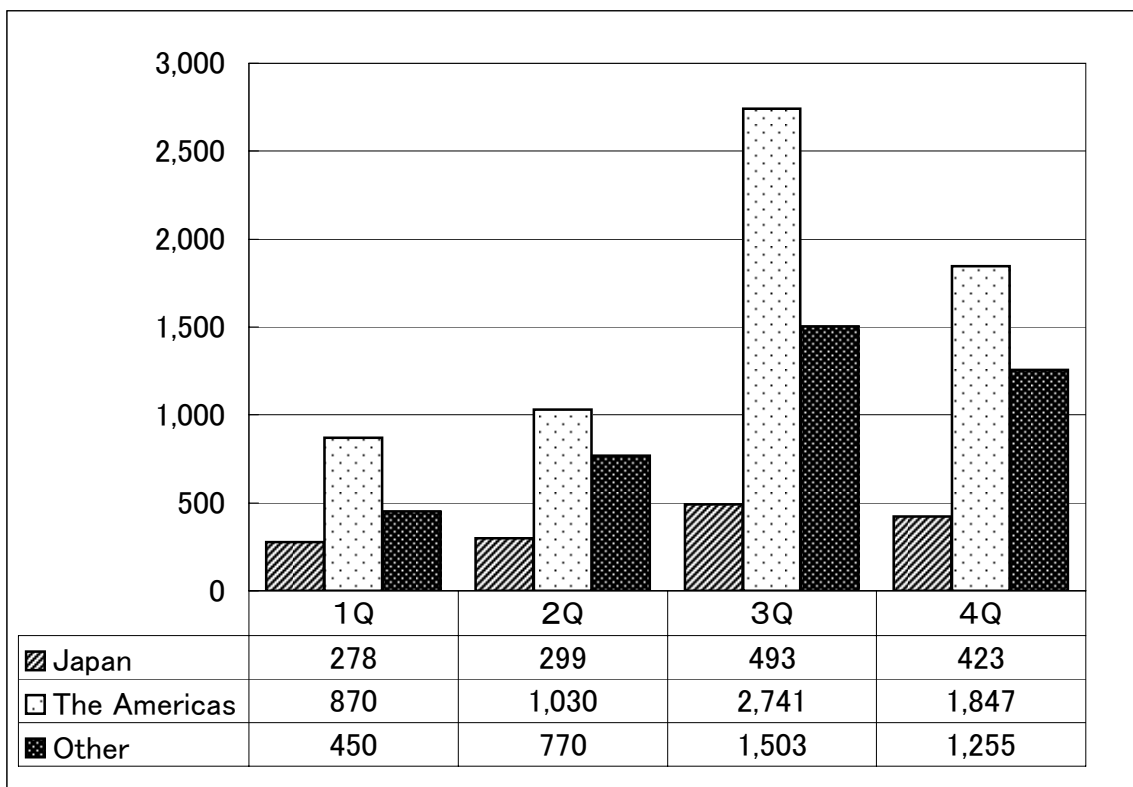
### 1. Hardware

units in ten thousands



### 2. Software

units in ten thousands



## Million-Seller Titles of NINTENDO Products

FY3/2008

units in ten thousands

FY3/2008(4/07 ~ 3/08)			Life-to-date
Total	of which		Total
	Japan	Overseas	

### Game Boy Advance

Pokémon FireRed/LeafGreen

117	10	106	1,182
-----	----	-----	-------

### Nintendo DS

Pokémon Diamond/Pearl

956	34	922	1,477
-----	----	-----	-------

Brain Age 2: More Training in Minutes a Day

653	63	590	1,083
-----	----	-----	-------

Brain Age: Train Your Brain in Minutes a Day

528	40	488	1,298
-----	----	-----	-------

Nintendogs

507	24	483	1,867
-----	----	-----	-------

New Super Mario Bros.

466	79	387	1,416
-----	----	-----	-------

The Legend of Zelda: Phantom Hourglass

413	91	322	413
-----	----	-----	-----

Mario Party DS

362	179	184	362
-----	-----	-----	-----

Mario Kart DS

342	83	259	1,045
-----	----	-----	-------

Flash Focus: Vision Training in Minutes a Day

252	98	154	252
-----	----	-----	-----

Animal Crossing: Wild World

205	54	151	953
-----	----	-----	-----

Big Brain Academy

159	13	146	501
-----	----	-----	-----

Pokémon Mystery Dungeon: Explorers of Time/Darkness

158	157	0	158
-----	-----	---	-----

Super Mario 64 DS

138	10	128	612
-----	----	-----	-----

Pokémon Ranger

119	1	118	270
-----	---	-----	-----

Yoshi's Island DS

104	48	55	291
-----	----	----	-----

### Wii

Wii Sports

1,629	159	1,470	2,156
-------	-----	-------	-------

Wii Play (Wii Remote bundled)

889	122	766	1,151
-----	-----	-----	-------

Super Mario Galaxy

610	93	517	610
-----	----	-----	-----

Mario Party 8

486	126	360	486
-----	-----	-----	-----

Super Smash Bros. Brawl

485	161	324	485
-----	-----	-----	-----

Super Paper Mario

227	50	178	228
-----	----	-----	-----

Big Brain Academy: Wii Degree

226	38	188	226
-----	----	-----	-----

Wii Fit

185	185	0	185
-----	-----	---	-----

Mario Strikers Charged

177	24	153	177
-----	----	-----	-----

Link's Crossbow Training  
(packaged with Wii Zapper)

171	-	171	171
-----	---	-----	-----

Metroid Prime 3 Corruption

131	8	123	131
-----	---	-----	-----

The Legend of Zelda: Twilight Princess

125	1	123	452
-----	---	-----	-----

[Note] Software units include quantity bundled with hardware.

## Foreign Currency Transaction Information

		FY3/2008				FY3/2007
		1Q	2Q	3Q	4Q	Full Year
Consolidated Net Sales in Foreign Currencies						
U.S. Dollar	1 billion					2.8 billion
	2 billion					
	4 billion					
	5.2 billion					
Euro	0.6 billion					1.7 billion
	1.5 billion					
	2.9 billion					
	3.8 billion					

		FY3/2008				FY3/2007
		1Q	2Q	3Q	4Q	Full Year
Non-Consolidated Purchases in U.S. Dollars						
	0.5 billion					1.2 billion
	1 billion					
	1.6 billion					
	2.1 billion					

		FY3/2008				FY3/2007
		1Q	2Q	3Q	4Q	Full Year
Average Exchange Rates						
1 U.S. Dollar=	120.80					117.02
	119.34					
	117.29					
	114.28					
1 Euro=	162.74					150.09
	162.31					
	162.83					
	161.52					

		FY3/2008				FY3/2007
		2007/6/30	2007/9/30	2007/12/31	2008/3/31	2007/3/31
Balance of Assets and Liabilities in Major Foreign Currencies without Exchange Contract (Non-Consolidated)						
Cash and deposits (U.S.\$)		2,203	2,592	3,391	3,625	2,940
Trade accounts receivable (U.S.\$)		911	1,130	1,300	1,253	779
Trade accounts payable (U.S.\$)		268	293	313	260	238
Cash and deposits (Euro)		501	972	1,365	1,728	693
Trade accounts receivable (Euro)		763	862	1,028	1,027	522

		FY3/2008				FY3/2007
		2007/6/30	2007/9/30	2007/12/31	2008/3/31	2007/3/31
Exchange Rates						
1 U.S. Dollar=		123.26	115.43	114.15	100.19*	118.05
1 Euro=		165.64	163.38	166.66	158.19	157.33

Note: \*Correction was made on May 22, 2008. The correct exchange rate is 100.19 instead of 110.19 described earlier. This correction is not applicable for the Japanese language version.

## Launch Dates of Primary NINTENDO Products by Region (Apr.2007~Mar.2008)

Nintendo DS				Wii	
Region	Category	Title	Launch Date	Title	Launch Date
Japan	(Hardware)				
	(Software)	Mario vs. Donkey Kong 2: March of the Minis	2007/4/12	Super Paper Mario	2007/4/19
		Flash Focus: Vision Training in Minutes a Day	2007/5/31	Big Brain Academy: Wii Degree	2007/4/26
		The Legend of Zelda: Phantom Hourglass	2007/6/23	Donkey Kong: Barrel Blast	2007/6/28
		Ganbaru Watashi no Kakei Diary	2007/7/12	Mario Party 8	2007/7/26
		Face Training de Hyojoyutaka ni Inshoappu	2007/8/2	Endless Ocean	2007/8/2
		Otona no DS Face Training	2007/8/2	Endless Ocean	2007/8/2
		DK: Jungle Climber	2007/8/9	Mario Strikers Charged	2007/9/20
		Pokémon Mystery Dungeon: Explorers of Time	2007/9/13	Super Mario Galaxy	2007/11/1
		Pokémon Mystery Dungeon: Explorers of Darkness	2007/9/13	Mario & Sonic at the Olympic Games	2007/11/22
		DS Bungaku Zenshu	2007/10/18	Wii Fit	2007/12/1
		Mario Party DS	2007/11/8	Super Smash Bros. Brawl	2008/1/31
		Mario & Sonic at the Olympic Games	2008/1/17	Metroid Prime 3 Corruption	2008/3/6
		DS Bimoji Training	2008/3/13	Minna no Joshikiriyoku TV	2008/3/6
		Pokémon Ranger Batnerge	2008/3/20		
The United States	(Hardware)				
	(Software)	Pokémon Diamond	2007/4/22	Super Paper Mario	2007/4/9
		Pokémon Pearl	2007/4/22	Mario Party 8	2007/5/29
		Brain Age 2: More Training in Minutes a Day	2007/8/20	Big Brain Academy: Wii Degree	2007/6/11
		DK: Jungle Climber	2007/9/10	Pokémon Battle Revolution	2007/6/25
		The Legend of Zelda: Phantom Hourglass	2007/10/1	Mario Strikers Charged	2007/7/30
		Flash Focus: Vision Training in Minutes a Day	2007/10/15	Metroid Prime 3 Corruption	2007/8/27
		Mario Party DS	2007/11/19	Donkey Kong Barrel Blast	2007/10/8
		Master of Illusion	2007/11/26	Super Mario Galaxy	2007/11/12
		Advance Wars: Days of Ruin	2008/1/21	Link's Crossbow Training (packaged with Wii Zapper)	2007/11/19
				Endless Ocean	2008/1/21
			Super Smash Bros. Brawl	2008/3/9	
Europe	(Hardware)				
	(Software)	Pokémon Ranger	2007/4/13	Mario Strikers Charged Football	2007/5/25
		Diddy Kong Racing DS	2007/4/20	Mario Party 8	2007/6/22
		Wario: Master of Disguise	2007/6/1	Big Brain Academy for Wii	2007/7/20
		Kirby Mouse Attack	2007/6/22	Super Paper Mario	2007/9/14
		More Brain Training from Dr.Kawashima: How Old Is Your Brain?	2007/6/29	Metroid Prime 3 Corruption	2007/10/26
		Pokémon Diamond	2007/7/27	Endless Ocean	2007/11/9
		Pokémon Pearl	2007/7/27	Super Mario Galaxy	2007/11/16
		Donkey Kong Jungle Climber	2007/10/12	Link's Crossbow Training (packaged with Wii Zapper)	2007/12/7
		The Legend of Zelda: Phantom Hourglass	2007/10/19	Pokémon Battle Revolution	2007/12/7
		Practice English!	2007/10/26	Wii Chess	2008/1/18
		Mario Party DS	2007/11/23	Donkey Kong Jet Race	2008/1/25
		Sight Training: Enjoy Exercising And Relaxing Your Eyes	2007/11/23	Battalion Wars II	2008/2/15
		Advance Wars: Dark Conflict	2008/1/25	Fire Emblem: Radiant Dawn	2008/3/14
		Magic Made Fun:	2008/3/14		
		Perform Tricks That Will Amaze Your Friends!	2008/3/14		

Notes: Launch dates may be different within the United States and Europe regions depending on territories or countries.



## Launch Schedule of Primary NINTENDO Products by Region (Apr. 2008～)

Region	Category	Nintendo DS		Wii	
		Title	Launch Date	Title	Launch Date
Japan	(Hardware)				
	(Software)	Bokura ha Kaseki Horida	2008/4/17	Mario Kart Wii	2008/4/10
		Heracles no Eiko: Tamashii no Shomei	2008/5/22	Link's Crossbow Training (packaged with Wii Zapper)	2008/5/1
		Daigasso! Band Brothers DX	2008/6/26	Battalion Wars 2	2008/5/15
		Fire Emblem (Temp.)	2008	Mario Super Sluggers	2008/6/19
		Advance Wars: Days of Ruin	2008	Disaster: Day of Crisis	2008/7/3
		Hoshi no Kirby Ultra Super Deluxe (Temp.)	2008	Wii Music (Temp.)	2008
				Animal Crossing (Temp.)	2008
		Kirby (Temp.)	2008		
The United States	(Hardware)				
	(Software)	Pokémon Mystery Dungeon: Explorers of Time	2008/4/21	Mario Kart Wii	2008/4/27
		Pokémon Mystery Dungeon: Explorers of Darkness	2008/4/21	Wii Fit	2008/5/19
		Crosswords DS	2008/5/5	Mario Super Sluggers	2008
Europe	(Hardware)				
	(Software)	Cooking Guide: Can't Decide What to Eat?	2008/6	Mario Kart Wii	2008/4/11
		Pokémon Mystery Dungeon: Explorers of Time	2008/7/4	Wii Fit	2008/4/25
		Pokémon Mystery Dungeon: Explorers of Darkness	2008/7/4	Super Smash Bros. Brawl	2008/6/27

Notes: Launch dates and titles etc. are subject to change.

Launch dates may be different within the United States and Europe regions depending on territories or countries.

## Upcoming Third-Party Software Lineup (extracts)

Nintendo DS			Wii		
Title	Third-Party Publisher	Launch Date	Title	Third-Party Publisher	Launch Date
<b>&lt;Japan&gt;</b>			<b>&lt;Japan&gt;</b>		
EMBLEM of GUNDAM	NAMCO BANDAI Games	2008/5/1	FAMILY STADIUM	NAMCO BANDAI Games	2008/5/1
PURO YAKYU TEAM WO TSUKUROU! DS	SEGA	2008/5/22	GITAR HEROIII LEGENDS of ROCK	Activision	2008/5/22
FRONT MISSION 2089 Border of Madness	Square-Enix	2008/5/29	FAMILY TRAINER	NAMCO BANDAI Games	2008/5/29
Misa Yamamura Suspense Three Flowers Whirling Around the Old Capital - Kyoto Murder Case Files. Featuring Maiko Kogiku, Journalist Catherine and the Funeral Director Akiko Ishihara.	TECMO	2008/6/5	Shiren The Wonderer 3 -The Sleeping Princess in the Clockwork Palace-	SEGA	2008/6/5
DERBY STALLION DS	ENTERBRAIN	2008/6/26	Tales of Symphonia: Dawn of the New World	NAMCO BANDAI Games	2008/6/26
DRAGON QUEST V Hand of the Heavenly Bride	Square-Enix	2008/7/17	biohazard 0	CAPCOM	2008/7/10
NARUTO SHIPPUDEN SAIKYOUNINJYADAIKESYUU GEKITOTU!! NARUTO VS SASUKE	TOMY	2008/7/17	Bomberman	HUDSON SOFT	2008Summer
SANGOKUSHI TAISEN TENN	SEGA	2008Summer			
<b>&lt;Overseas&gt; ~North America~</b>			<b>&lt;Overseas&gt; ~North America~</b>		
Speed Racer: The Videogame	WB Games	2008/5/6	BOOM BLOX™	Electronic Arts	2008/5/6
Disney/Walden Media's The Chronicles of Narnia: Prince Caspian	Disney	2008/5/15	The Dog Island	Ubisoft	2008/5/6
Kung Fu Panda™	Activision	2008/6/3	Speed Racer: The Videogame	WB Games	2008/5/6
My Fashion Studio	Ubisoft	2008/6/3	Top Spin 3	Take-Two Interactive	2008/5
Quick Yoga Training	Ubisoft	2008/6/10	Kung Fu Panda™	Activision	2008/6/3
Guitar Hero®: On Tour	Activision	2008/6/22	Lego® Indiana Jones™: The Original Adventures	LucasArts	2008/6/3
FINAL FANTASY TACTICS® A2: Grimoire of the Rift™	Square Enix	2008/6/24	Rock Band™	Electronic Arts	2008/6/22
WALL•E	THQ	2008/6/24	WALL•E	THQ	2008/6/24
The Incredible Hulk™	Sega	2008/6	Guitar Hero®: Aerosmith®	Activision	2008/6/29
FINAL FANTASY® IV	Square Enix	2008/7/22	Alone in the Dark®	ATARI	2008/6
Mummy, the Tomb of the Dragon Emperor	Vivendi	2008/7	The Incredible Hulk™	Sega	2008/6
Madden NFL 09	Electronic Arts	2008/8	NCAA Football 09	Electronic Arts	2008/7
Star Wars®: The Force Unleashed™	LucasArts	2008/9/16	Madden NFL 09	Electronic Arts	2008/8
			Star Wars®: The Force Unleashed™	LucasArts	2008/9/16

Notes: Launch dates and titles etc. are subject to change.

Launch dates may be different depending on territories.

## URL Reference

The URLs listed below include information such as earnings releases and other information which helps you to understand the Company's view and directions.

### ■ IR information

<http://www.nintendo.co.jp/ir/en/index.html>

#### ◆ IR events <http://www.nintendo.co.jp/ir/en/library/events/index.html>

- Financial Results Briefing (for the Nine Months Ended December 2007) (2008/1/25)
- Corporate Management Policy Briefing / Financial Results Briefing (for the Six Months Ended September 2007) (2007/10/26)
- Financial Results Briefing (for the Fiscal Year Ended March 2007) (2007/4/27)
- Corporate Management Policy Briefing (2006/6/7)

### ■ Other information

- Nintendo Conference Fall 2007 (2007/10/10)  
<http://www.nintendo.co.jp/n10/conference2007fall/e/index.html>
- President's speech at Foreign Correspondents' Club of Japan (2006/12/7)  
<http://www.nintendo.co.jp/n10/061207/en/index.html>
- Iwata asks: Wii Fit  
[http://us.wii.com/wii-fit/iwata\\_asks/vol1\\_page1.jsp](http://us.wii.com/wii-fit/iwata_asks/vol1_page1.jsp)
- Iwata asks  
<http://www.nintendo.com/wii/what/iwataasks/volume-1/part-1/>

\*Availability may change without notice.