



HISTORY



Front Row (L-R): Carlos Arroyo #30, J.J. Redick #7, Trevor Ariza #1, Grant Hill #33, Jameer Nelson #14, Travis Diener #34, Keyon Dooling #5, Keith Bogans #10.
 Back Row (L-R): Head Coach Brian Hill, Assistant Coach Tom Sterner, Assistant Coach John Kuester, Assistant Coach Randy Ayers, Pat Garrity #8, Bo Outlaw #45, Dwight Howard #12, Darko Milicic #31, Tony Battie #4, James Augustine #40, Hedo Turkoglu #15, Assistant Coach Mark Bryant, Assistant Coach Marlon Wiley, Team Operations Manager Rodney Powell, Head Trainer Tom Smith.

HISTORY

HISTORY

DIVISIONS:

	Record	Home	Road	Overtime
OVERALL	40-42	25-16	15-26	0-3
Atlantic	8-10	5-4	3-6	0-1
Central	9-9	6-3	3-6	
Southeast	9-7	6-2	3-5	
EASTERN	26-26	17-9	9-17	0-1
Northwest	8-2	4-1	4-1	0-1
Pacific	3-7	1-4	2-3	
Southwest	3-7	3-2	0-5	0-1
WESTERN	14-16	8-7	6-9	0-2

WON-LOST:	W	L
November	12	4
December	6	10
January	6	8
February	4	9
March	6	8
April	6	3
82 Games	40	42

Offense:	+100	13-11;	-100	27-31
Defense:	+100	3-24;	-100	37-18
Vs. Opp.:	+500	16-23;	-500	24-19

HEAD COACH: BRIAN HILL

Overall:	9 Years, 298 Won, 315 Lost, .486
With Club:	6 Years, 267 Won, 192 Lost, .582

OVERALL STREAKS:

Longest: Won 6, Lost 5

HOME STREAKS:

Longest: Won 6, Lost 3

ROAD STREAKS:

Longest: Won 4, Lost 6

HOME ATTENDANCE:

41 Games; 700,887 Total
 17,095 Average; 17,451 High; 25 Sellouts

MARGINS:	1	2	3	4	5	6	7	8	9	10	11	12	13	14	15	16	17	18	19
	20	21	22	23	24	25	26	27	28	29	30	31	32	33	34	35	36	37	38+

Won By:	1	4	5		3	1	2	3	1	1	3	1	1	2	2		1	1	1
Lost By:	2	1	4	2	4	3	3	1	3	5	2	1	2	2	1	1			
		1	1		2	1													

2006/2007 REGULAR SEASON STATISTICS (40-42)

PLAYER	G	GS	-FIELD GOALS-			-3-POINT FG-		-FREE THROWS-			-REBOUNDS-		AST	PF	DQ	STL	BLK	PTS	AVG				
			FG	FGA	PCT	FG	FGA	PCT	FT	FTA	PCT	OFF								DEF	TOT		
Howard	82	82	3023	526	873	.603	1	2	.500	390	666	.586	283	725	1008	158	245	3	70	317	156	1443	17.6
Hill	65	64	2009	342	660	.518	2	12	.167	248	324	.765	53	184	237	138	146	1	61	144	25	934	14.4
Turkoglu	73	73	2268	345	823	.419	109	281	.388	171	219	.781	57	236	293	233	221	4	70	143	16	970	13.3
Nelson	77	77	2331	376	875	.430	65	194	.335	183	221	.828	50	186	236	330	225	2	73	184	5	1000	13.0
Ariza	57	7	1278	200	371	.539	0	7	.000	106	171	.620	98	151	249	65	134	1	59	84	19	506	8.9
Milicic	80	16	1913	249	548	.454	0	1	.000	141	230	.613	145	292	437	90	219	3	44	124	140	639	8.0
Dooling	66	2	1435	188	458	.410	31	96	.323	114	141	.809	22	64	86	112	125	0	52	72	15	521	7.9
Arroyo	72	5	1304	203	478	.425	14	51	.275	132	166	.795	31	103	134	202	131	1	39	90	2	552	7.7
Battie	66	66	1575	176	360	.489	0	1	.000	52	77	.675	92	252	344	35	185	0	29	61	30	404	6.1
Redick	42	0	622	80	195	.410	38	98	.388	54	60	.900	10	42	52	36	52	0	12	21	0	252	6.0
Bogans	59	18	990	99	245	.404	53	137	.387	47	63	.746	16	77	93	59	98	0	28	46	2	298	5.1
Diener	26	0	288	34	80	.425	18	50	.360	12	15	.800	3	15	18	35	27	0	4	13	0	98	3.8
Garrity	33	0	277	22	70	.314	11	32	.344	16	18	.889	12	30	42	14	37	0	7	14	0	71	2.2
Outlaw	41	0	460	34	51	.667	0	0	---	13	22	.591	47	59	106	16	57	0	17	21	6	81	2.0
Augustine	2	0	7	1	3	.333	0	0	---	0	0	---	1	2	3	2	2	0	0	0	0	2	1.0
MAGIC	82	-	19780	2875	6090	.472	342	962	.356	1679	2393	.702	920	2418	3338	1525	1904	15	565	1392	416	7771	94.8
OPPONENTS	82	-	19780	2739	6191	.442	461	1306	.353	1768	2327	.760	865	2217	3082	1609	1921	15	678	1232	376	7707	94.0

SINGLE-GAME HIGHS

PLAYER	MIN	REB	AST	STL	TO	BLK	PTS
Howard	51	25	5	4	11	6	35
Hill	48	8	7	4	7	2	25
Turkoglu	47	9	7	4	6	3	37
Nelson	42	8	9	3	7	1	31
Ariza	39	10	5	4	5	2	23
Milicic	38	16	5	3	5	5	21
Dooling	36	4	6	4	5	2	25
Arroyo	32	6	7	3	5	1	23
Battie	40	11	2	3	4	3	15
Redick	31	4	3	2	3	0	16
Bogans	41	5	7	2	3	1	19
Diener	30	3	5	1	2	0	16
Garrity	19	5	2	1	3	0	11
Outlaw	23	7	2	3	3	1	7
Augustine	5	3	2	0	0	0	2
MAGIC	290	54	36	16	27	11	119
OPPONENTS	290	55	39	16	23	11	119

AVERAGE PER GAME

PLAYER	MIN	REB	AST	STL	TO	BLK	PTS
Howard	36.9	12.3	1.9	0.85	3.9	1.90	17.6
Hill	30.9	3.6	2.1	0.94	2.2	0.38	14.4
Turkoglu	31.1	4.0	3.2	0.96	2.0	0.22	13.3
Nelson	30.3	3.1	4.3	0.95	2.4	0.06	13.0
Ariza	22.4	4.4	1.1	1.04	1.5	0.33	8.9
Milicic	23.9	5.5	1.1	0.55	1.6	1.75	8.0
Dooling	21.7	1.3	1.7	0.79	1.1	0.23	7.9
Arroyo	18.1	1.9	2.8	0.54	1.3	0.03	7.7
Battie	23.9	5.2	0.5	0.44	0.9	0.45	6.1
Redick	14.8	1.2	0.9	0.29	0.5	0.00	6.0
Bogans	16.8	1.6	1.0	0.47	0.8	0.03	5.1
Diener	11.1	0.7	1.3	0.15	0.5	0.00	3.8
Garrity	8.4	1.3	0.4	0.21	0.4	0.00	2.2
Outlaw	11.2	2.6	0.4	0.41	0.5	0.15	2.0
Augustine	3.5	1.5	1.0	0.00	0.0	0.00	1.0
MAGIC	241.2	40.7	18.6	6.89	17.0	5.07	94.8
OPPONENTS	241.2	37.6	19.6	8.27	15.0	4.59	94.0

CAREER HIGHS (C=SET, T= TIED)

PLAYER	FG	FGA	FT	FTA	REB	AST	CPTS
Howard	14T	19T	14	19T	26	6	35C
Hill	17	35	18	22	18	14	46
Turkoglu	12T	22C	14	16	14	10	37C
Nelson	12T	21C	12	14	8T	13	32
Ariza	9T	20	10C	12T	12	6	23C
Milicic	7T	12T	9C	12C	16C	5C	21C
Dooling	9T	19	8	10	7	10	25C
Arroyo	11	21	12	12	9	13	30
Battie	10	18	8	10	15	5	24
Redick	6C	11C	5C	6C	4C	3C	16C
Bogans	10	19	8	13	12	7T	28
Diener	5T	11C	4C	6C	6	5C	16C
Garrity	12	21	8	9	15	5	32
Outlaw	11	17	8	12	17	10	29
Augustine	1C	2C	0C	0C	3C	2C	2C
MAGIC	62	113	45	57	69	46	155
OPPONENTS	59	121	44	55	73	41	148

2006-2007 SEASON HIGHS

2006/2007 INDIVIDUAL PLAYER SEASON HIGHS

PLAYER	MINUTES	FIELD GOALS	FREE THROWS	— REBOUNDS —		ASSISTS	STEALS	TURN-OVERS	BLOCKED SHOTS	POINTS
				OFFENSIVE	DEFENSIVE					
TREVOR ARIZA	39C DEC. 22 vs G.S.	9T(2) DEC. 22 vs G.S.	10C FEB. 25 vs Hou.	4 (5) MAR. 23 vs N.J.	9T DEC. 30 vs Miami	5 JAN. 5 vs Cha.	4T MAR. 30 vs Ind.	5C(2) APR. 7 vs Mem.	2T(4) APR. 1 vs Minn.	23C DEC. 22 vs G.S.
CARLOS ARROYO	32 FEB. 14 vs Port.	9 (3) DEC. 13 vs Tor.	6 (3) NOV. 29 at Sea.	3 (2) DEC. 22 vs G.S.	5 FEB. 14 vs Port.	7 (3) FEB. 14 vs Port.	3 JAN. 31 vs Milw.	5 JAN. 7 vs Bos.	1T(2) MAR. 28 at Bos.	23 NOV. 6 vs Wash.
JAMES AUGUSTINE	5C FEB. 2	1C FEB. 2	0C FEB. 2	1C FEB. 2	2C FEB. 2	2C FEB. 2	0C FEB. 2	0C FEB. 2	0C FEB. 2	2C FEB. 2
TONY BATTIE	40 MAR. 28 at Bos.	7 JAN. 26 vs Atl.	5 FEB. 6 at Milw.	4 (6) MAR. 28 at Bos.	10 JAN. 5 vs Cha.	2 (8) APR. 18 vs Miami	3T NOV. 10 at Ind.	4 DEC. 20 vs N.Ok.	3 NOV. 24 at Miami	15 JAN. 31 vs Milw.
KEITH BOGANS	41 FEB. 7	6 (3) FEB. 7	4 (3) FEB. 6	2 (2) MAR. 5	4 (3) MAR. 3	7T JAN. 31	2 (7) FEB. 10	3 (3) MAR. 2	1 (2) FEB. 28	19 FEB. 6
TRAVIS DIENER	30C DEC. 20 vs N.Ok.	5T DEC. 14 at Cha.	4C JAN. 20 at N.J.	1T(3) DEC. 20	3 DEC. 13	5C JAN. 22	1 (4) FEB. 21	2T JAN. 5	0T DEC. 14	16C FEB. 6
KEYON DOOLING	36 DEC. 14	9T DEC. 29	5 (5) APR. 17	2 (2) APR. 18	4 DEC. 16	6 MAR. 21	4 at Tor.	5 DEC. 14	2T MAR. 14	25C NOV. 15
PAT GARRITY	19 NOV. 11	2 (6) FEB. 28	6 NOV. 11	2 (2) FEB. 28	4 DEC. 30	3 FEB. 28	1 (7) APR. 7	3 DEC. 16	0 NOV. 11	11 vs Den.

2006-2007 SEASON HIGHS

GRANT HILL	48 MAR. 28 at Bos.	10 (3) APR. 11 at Det.	14 MAR. 30 vs Ind.	4 DEC. 9 vs Phil.	6 (5) JAN. 31 vs Milw.	7 (2) DEC. 22 vs G.S.	4 NOV. 10 at Ind.	7 DEC. 1 at Port.	2 (6) APR. 17 at Wash.	25 NOV. 3 vs Phil.
DWIGHT HOWARD	51C MAR. 28	14T APR. 14	13 NOV. 27	9 JAN. 10	16 JAN. 10	5 (4) APR. 14	4T FEB. 9	11C FEB. 26	6 MAR. 28	35C APR. 14
DARKO MILICIC	38C(2) APR. 1	7T(3) FEB. 10	9C FEB. 14	7C FEB. 26	9C(2) FEB. 26	5C DEC. 14	3C APR. 1	5C JAN. 16	5T(2) APR. 15	21C FEB. 14
JAMIEER NELSON	42 MAR. 28	12T FEB. 9	9 MAR. 17	4C NOV. 27	6 (3) MAR. 2	9 APR. 9	3 (7) APR. 14	7T FEB. 28	vs Bos. MAR. 23	31 FEB. 9
BO OUTLAW	23 (2) APR. 18	3 (3) JAN. 31	3 FEB. 6	4 FEB. 9	5 (2) APR. 18	2 (3) APR. 18	3 FEB. 6	3 FEB. 6	1 (6) APR. 9	7 JAN. 31
J.J. REDICK	31C FEB. 9	6C FEB. 9	5C(2) FEB. 3	2C MAR. 12	4C(2) MAR. 30	3C(6) APR. 9	2C(3) FEB. 14	3C FEB. 7	0C FEB. 9	16C vs S.A.
HEDO TURKOGULU	47 MAR. 28	12T APR. 4	8 MAR. 14	5 FEB. 20	8 (2) MAR. 5	7 FEB. 26	4T(2) MAR. 14	6T APR. 4	3T APR. 15	37C APR. 4

2006-2007 SEASON HIGHS

HISTORY

PLAYER	MINUTES	FIELD GOALS	FREE THROWS	OFFENSIVE REBOUNDS	DEFENSIVE REBOUNDS	TOTAL REBOUNDS	ASSISTS	STEALS	TURN-OVERS	BLOCKED SHOTS	POINTS
MAGIC High Games	290	50	35 (2)	23	39	54	36	16	27 (2)	11	119
	MAR. 28	APR. 9	APR. 7	DEC. 9	FEB. 2	MAR. 23	APR. 9	FEB. 20	FEB. 26	APR. 15	FEB. 2
	at Bos.	at Milw.	vs Mem.	vs Phil.	vs N.J.	vs N.J.	at Milw.	at N.Y.	at Chi.	vs Bos.	vs N.J.
MAGIC Low Games	240 (79)	27 (2)	11	6 (7)	19 (2)	26	8	1 (2)	8	0	74
	APR. 18	JAN. 23	DEC. 11	MAR. 21	JAN. 29	JAN. 26	NOV. 5	APR. 17	NOV. 24	DEC. 13	MAR. 2
	vs Miami	vs Dall.	vs Phoe.	at Tor.	at Atl.	vs Atl.	at Atl.	at Wash.	at Miami	vs Tor.	at S.A.
OPPONENTS High Games	290	44	42	23 (2)	45	55	39	16	23	11	119
	MAR. 28	DEC. 3	MAR. 17	JAN. 19	MAR. 21	MAR. 21	MAR. 12	NOV. 15	JAN. 29	DEC. 9	MAR. 12
	at Bos.	at LAC	vs Wash.	at Tor.	at Tor.	at Tor.	at Chi.	vs Den.	at Atl.	vs Phil.	at Chi.
OPPONENTS Low Games	240 (79)	23 (2)	7	2	16	22 (2)	9	3	8 (3)	0 (4)	68 (2)
	APR. 18	JAN. 7	FEB. 2	vs N.J.	NOV. 1	FEB. 2	JAN. 7	JAN. 31	FEB. 14	APR. 14	APR. 18
	vs Miami	vs Bos.	vs N.J.	vs N.J.	vs Chi.	vs N.J.	vs Bos.	vs Milw.	vs Port.	at Phil.	vs Miami


C indicates a new career-high, **T* a tied career-high.
 Numbers in parentheses indicate the number of games in which a player or team has reached a given total (if more than one).

2006-2007 GAME BY GAME RESULTS

GAME #	DATE	OPP	W-L STREAK	RESULT	TOTAL	MAGIC HI SCORER	MAGIC HI REBOUNDER	OPP HI SCORER	ATTENDANCE
1	11/1	CHI	W1	109-94	1-0	Howard/27	Howard/11	Gordon/24	17,451*
2	11/3	PHI	L1	103-105	1-1	Hill/25	Howard-Turkoglu/9	Iverson/39	17,451*
3	11/5	@ ATL	L2	82-95	1-2	Aroyo/22	Howard/8	Johnson/31	14,896
4	11/6	WAS	W1	106-103	2-2	Aroyo/23	Howard/14	Jamison/29	15,618
5	11/8	SEA	W2	88-87	3-2	Nelson-Turkoglu/18	Howard/10	Allen/21	16,312
6	11/10	@ IND	L1	83-93	3-3	Harrington/19	Howard/14	Harrington/32	18,165
7	11/11	@ MIN	W1	109-98	4-3	Nelson/23	Howard/22	Garnett/28	18,229
8	11/13	@ BOS	W2	92-89	5-3	Nelson/24	Howard/15	Pierce/22	14,379
9	11/15	DEN	W3	108-99	6-3	Dooling/25	Howard/8	Anthony/34	15,463
10	11/18	CHA	W4	97-83	7-3	Howard/24	Howard/24	Okafor/26	17,451*
11	11/20	@ MEM	L1	86-95	7-4	Howard/24	Howard/23	Warrick/26	13,147
12	11/22	IND	W1	96-91	8-4	Nelson/22	Howard/11	O'Neal/23	17,451*
13	11/24	@ MIA	W2	107-104	9-4	Hill/22	Howard/12	Wade/33	19,600
14	11/25	ATL	W3	98-79	10-4	Aroyo/15	Howard/11	Johnson-Williams/16	17,451*
15	11/27	@ UTA	W4	88-75	11-4	Howard/21	Howard/16	Boozer/21	16,889
16	11/29	@ SEA	W5	94-84	12-4	Howard/24	Howard/16	Allen/21	14,232
17	12/1	@ POR	W6	91-89	13-4	Howard/18	Howard/16	Randolph/28	13,519
18	12/3	@ LAC	L1	91-116	13-5	Howard/16	Howard/7	Brand/31	17,117
19	12/4	@ SAC	W1	92-89	14-5	Howard/18	Howard/16	Bibby/19	17,317
20	12/6	@ IND	L1	80-94	14-6	Howard/20	Howard/8	Jackson/26	15,015
21	12/8	DET	L2	83-87	14-7	Howard/25	Howard/10	Harrington/26	17,451*
22	12/9	PHI	W1	86-84	15-7	Howard/28	Howard/12	Billups/31	17,451*
23	12/11	PHO	L1	89-103	15-8	Ariza/19	Battie/8	Igoudala-Webber/19	17,451*
24	12/13	TOR	L2	84-91	15-9	Aroyo/22	Howard/13	Stoudemire/30	16,533
25	12/14	@ CHA	L3	89-99	15-10	Dooling/20	Howard/12	Bargnani/23	15,417
26	12/16	CLE	W1	81-74	16-10	Hill/21	Howard/16	May/32	17,751
27	12/20	NOK	W2	86-83	17-10	Hill/21	Howard/13	James/29	17,451*
28	12/22	GS	L1	108-117	17-11	Ariza/23	Howard/13	Paul/19	17,020
29	12/23	@ CLE	L2	83-86	17-12	Howard/17	Howard/13	Davis/38	16,563
30	12/27	LAL	L3	93-106	17-13	Hill/20	Howard/13	James/32	20,562
31	12/29	@ WAS	L4	111-112	17-14	Three players/20	Howard/12	Bryant/27	17,451*
32	12/30	MIA	W1	97-68	18-14	Howard/18	Howard-Ariza/10	Arenas/36	20,173
33	1/2	LAC	W2	91-86	19-14	Nelson/29	Howard/14	Kapono/15	17,451*
34	1/5	CHA	W3	106-74	20-14	Howard/22	Howard/12	Moggette/20	17,262
35	1/7	BOS	W4	87-79	21-14	Howard/22	Howard/12	Carroll/19	17,154
36	1/10	@ GS	W5	91-76	22-14	Howard/30	Howard/12	Ellis/14	16,868
37	1/12	@ LAL	L1	106-109	22-15	Howard/25	Howard/25	Allen/21	16,877
38	1/13	@ PHO	L2	101-107	22-16	Nelson/26	Howard/10	Bryant/28	18,997
39	1/16	@ NOK	L3	78-84	22-17	Howard/17	Hill/8	Nash/23	18,422
40	1/19	WAS	L4	93-114	22-18	Hill/24	Howard/15	Pargo/25	17,610#
41	1/20	@ NJ	L5	94-101	22-19	Turkoglu/24	Howard/13	Jamison/31	17,451*
42	1/22	@ CLE	W1	90-79	23-19	Hill/22	Milicic/10	Carter/27	18,531
43	1/23	DAL	L1	95-111	23-20	Nelson/23	Howard/13	Howard/18	20,562
44	1/26	ATL	L2	90-93	23-21	Howard/19	Howard/14	Nowitzki/33	17,451*
45	1/29	@ ATL	L3	83-93	23-22	Hill/21	Battie/8	Johnson/39	17,451*
46	1/31	MIL	W1	98-73	24-22	Turkoglu/17	Milicic/8	Johnson/34	17,451*
47	2/2	NJ	W2	119-86	25-22	Turkoglu/22	Milicic/10	Williams/23	15,831
48	2/3	NY	L1	86-94	25-23	Milicic/19	Battie/10	Carter/25	17,451*
49	2/6	@ MIL	L2	111-116	25-24	Howard/21	Howard/11	Curry/27	17,451*
50	2/7	@ TOR	L3	103-113	25-25	Howard/32	Howard/12	Patterson/27	13,579
51	2/9	SAN	W1	106-104	26-25	Howard/8	Howard/9	Bosh/41	15,157
52	2/10	@ NJ	L1	78-93	26-26	Howard/25	Howard/9	Duncan/24	17,451*
53	2/14	POR	W1	103-91	27-26	Turkoglu/24	Howard/16	Carter/32	18,657
54	2/20	@ NY	L1	94-100	27-27	Howard/27	Howard/16	Randolph/28	16,902
55	2/21	@ DET	L2	88-110	27-28	Howard/26	Howard/15	Curry-Crawford/20	19,763
56	2/23	DET	L3	89-94	27-29	Howard-Turkoglu/20	Howard/14	Hamilton-Webber/18	22,076
57	2/25	HOU	L4	93-97	27-30	Hill/21	Howard/13	Billups/28	17,451*
58	2/26	@ CHI	W1	94-87	28-30	Howard/21	Howard/16	McGrady/34	17,451*
59	2/28	@ DEN	L1	101-111	28-31	Howard/23	Howard/12	Gordon/32	22,031
60	3/2	@ SAN	L2	74-98	28-32	Turkoglu/22	Howard/34	Iverson/34	15,371
61	3/3	@ DAL	L3	98-103	28-33	Howard/25	Howard/9	Gnabili/31	18,797
62	3/5	MIL	W1	99-81	29-33	Turkoglu/25	Howard/10	Terry/29	20,468
63	3/8	CHI	L1	76-100	29-34	Howard/17	Howard-Turkoglu/9	Reed/15	16,461
64	3/11	@ HOU	L2	92-103	29-35	Hill/17	Howard/14	Gordon/25	17,451*
65	3/12	@ CHA	L3	108-119	29-36	Howard/26	Howard/12	Yao/37	18,135
66	3/14	UTA	W1	101-90	30-36	Howard/31	Howard/11	Anderson/24	13,762
67	3/17	SAC	L1	83-95	30-37	Nelson/23	Howard/15	Boozer/29	17,154
68	3/18	@ MIA	W1	97-83	31-37	Turkoglu/20	Howard/12	Martin/20	17,361
69	3/21	@ TOR	L1	85-92	31-38	Hill/24	Howard/11	O'Neal/20	19,600
70	3/23	NJ	W1	90-82	32-38	Nelson/22	Howard/12	Bosh/34	18,326
71	3/26	@ NY	W2	94-89	33-38	Nelson-Turkoglu/18	Howard/16	Carter/27	17,451*
72	3/28	@ BOS	L1	96-105	33-39	Hill-Turkoglu/20	Howard/14	Marbury/32	19,763
73	3/30	IND	W1	95-87	34-39	Hill/22	Howard/14	Pierce/32	16,012##
74	4/1	MIN	L1	104-105	34-40	Hill/23	Battie/7	Tinsley/27	17,451*
75	4/4	TOR	L2	108-111	34-41	Turkoglu/37	Howard/19	Davis/36	17,451*#
76	4/7	MEM	W1	116-89	35-41	Howard/31	Howard/15	Bosh/28	16,911
77	4/9	@ MIL	W2	117-94	36-41	Turkoglu/25	Howard/11	Atkins/18	17,233
78	4/11	@ DET	L1	99-104	36-42	Hill/22	Howard/16	Billups/28	22,076
79	4/14	@ PHI	W1	104-87	37-42	Howard/35	Howard/11	Miller/18	18,588
80	4/15	BOS	W2	88-86	38-42	Turkoglu/20	Howard/14	Jefferson/28	17,451*
81	4/17	@ WAS	W3	95-89	39-42	Turkoglu/26	Howard/12	Jamison/48	15,844
82	4/18	MIA	W4	94-68	40-42	Hill/17	Howard/14	Wright/17	17,451*

*=sellout; #=overtime; ##=double overtime

HISTORY



Front Row (L-R): Video Coordinator Ben Metcalf, Jameer Nelson #14, Carlos Arroyo #30, DeShawn Stevenson #9, Hedo Turkoglu #15, Grant Hill #33, Pat Garrity #8, Stacey Augmon #2, Trevor Ariza #1, Travis Diener #34, Keyon Dooling #5, Assistant Trainer Keon Weise.
 Back Row (L-R): Team Operations Manager Rodney Powell, Head Coach Brian Hill, Assistant Coach Tom Sterner, Assistant Coach Randy Wittman, Assistant Coach Randy Ayers, Bo Outlaw #45, Dwight Howard #12, Darko Milicic #31, Tony Battie #4, Mario Kasun #41, Assistant Coach Mark Bryant, Assistant Coach Marlon Wiley, General Manager Otis Smith, Assistant General Manager Dave Twardzik, Head Trainer Ted Arzonica, Assistant Coach for Strength and Conditioning Mick Smith.


HISTORY

HISTORY

2005/2006 REGULAR SEASON STATISTICS (36-46)

PLAYER	G		-FIELD GOALS-		-3-POINT FG-		-FREE THROWS-		-REBOUNDS-		PTS	AVG											
	GS	MIN	FG	FGA	PCT	FG	FGA	PCT	FT	FTA			TOT	AST	PF	DQ	STL	TO	BLK				
Francis	46	45	1734	249	575	.433	18	70	.257	231	290	.797	60	159	219	262	142	3	51	156	11	747	16.2
Howard	82	81	3021	468	881	.531	0	2	.000	356	598	.595	288	734	1022	125	277	1	65	217	115	1292	15.8
Hill	21	17	613	119	243	.490	2	8	.250	78	102	.765	15	65	80	48	50	0	24	35	6	318	15.1
Turkoglu	78	59	2615	398	877	.454	114	283	.403	255	296	.861	70	263	333	216	234	5	70	130	21	1165	14.9
Nelson	62	33	1784	347	719	.483	70	165	.424	141	181	.779	39	141	180	302	174	2	70	148	9	905	14.6
Stevenson	82	82	2648	359	781	.460	2	15	.133	180	242	.744	59	182	241	160	178	2	58	123	17	900	11.0
Dooling	50	7	1137	178	405	.440	13	43	.302	101	121	.835	11	67	78	109	116	1	49	82	4	470	9.4
Battie	82	82	2215	280	552	.507	0	6	.000	89	134	.664	145	312	457	49	250	4	46	88	69	649	7.9
Arroyo (TOT)	77	0	1194	168	378	.444	7	20	.350	106	137	.774	33	97	130	232	119	1	38	83	4	449	5.8
Arroyo (ORL)	27	0	594	111	221	.502	5	14	.357	64	79	.810	9	51	60	77	42	0	19	38	1	291	10.8
Garrity	57	0	938	101	242	.417	50	129	.388	30	37	.811	31	77	108	38	108	0	12	38	9	282	4.9
Milicic (TOT)	55	1	767	119	234	.509	0	2	.000	28	50	.560	44	107	151	41	92	1	14	51	77	266	4.8
Milicic (ORL)	30	1	627	102	201	.507	0	0	—	25	42	.595	34	89	123	32	67	1	11	36	62	229	7.6
Ariza (TOT)	57	10	999	93	226	.412	1	5	.200	77	127	.606	78	140	218	61	100	1	57	62	11	264	4.6
Ariza (ORL)	21	0	290	32	80	.400	0	2	.000	35	50	.700	29	52	81	15	22	0	14	16	2	99	4.7
Cato	23	0	299	31	72	.431	0	0	—	26	35	.743	19	44	63	2	48	0	6	16	10	88	3.8
Diener	23	0	246	29	69	.420	25	57	.439	5	6	.833	4	17	21	16	22	0	7	10	0	88	3.8
Kasun	28	0	213	31	69	.449	0	0	—	18	23	.783	24	36	60	3	69	0	2	15	3	80	2.9
Hardaway (TOT)	4	0	72	4	14	.286	0	1	.000	2	2	1.000	0	10	10	8	7	0	2	6	0	10	2.5
Outlaw	32	0	355	35	58	.603	0	0	—	5	8	.625	31	46	77	14	50	0	10	17	12	75	2.3
Augmon	36	3	385	25	73	.342	0	0	—	21	30	.700	18	35	53	23	40	0	12	11	6	71	2.0
Morris	22	0	192	16	49	.327	0	2	.000	3	3	1.000	6	32	38	4	19	0	6	7	5	35	1.6
MAGIC	82	-	19905	2911	6167	.472	299	796	.376	1663	2277	.730	892	2402	3294	1495	1908	19	532	1240	362	7784	94.9
OPPONENTS	82	-	19905	2870	6327	.454	460	1287	.357	1672	2285	.732	911	2239	3150	1644	1899	18	615	1099	386	7872	96.0

GAME #	DATE	OPP	W-L	RESULT	TOTAL	MAGIC HI SCORER	MAGIC HI REBOUNDER	OPP HI SCORER	ATTENDANCE
1	11/2	IND	L1	78-90	0-1	Francis/15	Francis/9	O'Neal/19	17,283*
2	11/4	MEM	L2	85-94	0-2	Francis/22	Battie/7	E.Jones/25	14,942
3	11/5	@WAS	L3	79-87	0-3	Howard/17	Howard/11	Arenas/30	20,173
4	11/8	@HOU	W1	76-74	1-3	Francis/27	Howard/11	Yao/17	14,616
5	11/9	@NO/OKLA CIT	W2	88-83	2-3	Francis/24	Howard/13	Claxton/24	18,508
6	11/13	CLE	L1	100-108	2-4	Francis/22	Howard/16	James/26	15,414#
7	11/15	CHA	W1	85-77	3-4	Howard/21	Howard/20	Bogans/18	12,312
8	11/18	@CLE	L1	84-102	3-5	Francis/21	Howard/15	Ilgouskas/22	18,591
9	11/19	NO/OKLA CIT	L2	95-98	3-6	Dooling-Turkoglu/22	Howard/17	West/34	14,489
10	11/23	WAS	W1	91-83	4-6	Turkoglu/23	Three players/7	Jamison/25	13,104
11	11/25	POR	W2	104-89	5-6	Nelson/24	Howard/18	Miles/23	12,528
12	11/26	MIA	W3	80-77	6-6	Turkoglu/18	Howard/16	Wade/21	16,619
13	11/28	@BOS	W4	87-83	7-6	Francis/19	Howard/10	Davis/22	14,053
14	11/29	@CHI	L1	76-85	7-7	Turkoglu/20	Howard/19	Deng/21	21,921
15	12/2	@MEM	L2	69-91	7-8	Stevenson/22	Howard-Kasun/6	Miller/25	13,913
16	12/3	@MIL	L3	84-104	7-9	Nelson/20	Howard/17	Redd/30	17,121
17	12/5	SAN	L4	85-110	7-10	Nelson/20	Howard/15	Duncan/26	14,661
18	12/7	CHI	L5	93-102	7-11	Howard/17	Howard/16	Pargo/23	12,702
19	12/10	DEN	W1	94-83	8-11	Stevenson/18	Howard/14	Anthony/23	16,569
20	12/14	@NY	W2	105-90	9-11	Howard/23	Howard/13	Curry/23	17,490
21	12/16	@DAL	L1	103-109	9-12	Hill/28	Howard/10	Nowitzki/31	19,876#
22	12/19	TOR	L2	90-92	9-13	Francis/20	Battie/9	Peterson-Bosh/19	12,511
23	12/21	NJ	L3	85-96	9-14	Francis-Hill/16	Howard/15	Carter/32	13,626
24	12/23	LAL	L4	88-104	9-15	Francis/28	Battie-Hill/8	Bryant/21	17,283*
25	12/26	MIL	W1	108-93	10-15	Francis/21	Howard/14	Ford/19	13,861
26	12/28	NY	W2	105-95	11-15	Hill/26	Battie/10	Curry/29	15,796
27	12/30	MIN	W3	107-87	12-15	Nelson/25	Howard/12	Garnett/29	15,683
28	1/3	@DET	L1	99-108	12-16	Howard/22	Howard/14	Billups/37	22,076
29	1/4	@TOR	L2	97-121	12-17	Nelson/31	Howard/7	Villanueva/24	14,085
30	1/6	@NJ	L3	106-113	12-18	Howard/19	Howard/14	Carter/31	15,332
31	1/7	CHA	W1	108-92	13-18	Howard/19	Battie-Howard/12	Bogans/22	16,059
32	1/10	@LAC	L1	73-90	13-19	Nelson/18	Battie/11	Mobley/18	15,019
33	1/11	@SEA	L2	104-113	13-20	Nelson/32	Howard/18	Lewis/45	16,670
34	1/13	@POR	L3	108-113	13-21	Turkoglu/27	Howard/13	Dixon/25	12,301
35	1/15	@SAC	L4	100-104	13-22	Nelson/29	Howard/19	Bibby/42	17,317
36	1/18	WAS	W1	106-98	14-22	Nelson/22	Battie/11	Jamison/30	13,798
37	1/20	@CHA	W2	104-93	15-22	Turkoglu/24	Howard/21	Bogans/19	16,847
38	1/21	SAC	W3	83-78	16-22	Turkoglu/22	Howard/15	Bibby/17	15,766#
39	1/24	PHO	W4	111-102	17-22	Turkoglu/30	Howard/12	Marion/26	15,791
40	1/26	@PHI	W5	119-115	18-22	Turkoglu/25	Howard/9	Iverson/38	14,115#
41	1/27	@NY	L1	94-97	18-23	Francis/36	Howard/14	Curry/27	19,763
42	1/29	PHI	L2	81-89	18-24	Francis/22	Howard/11	Weber/18	16,896
43	2/1	LAC	L3	94-106	18-25	Francis/21	Howard/15	Brand/35	15,066
44	2/3	@ATL	L4	94-96	18-26	Francis/30	Howard/16	Johnson/23	13,259
45	2/4	BOS	W1	100-91	19-26	Francis-Howard/18	Howard/8	Pierce/37	16,021
46	2/6	@WAS	L1	82-94	19-27	Stevenson/20	Howard/11	Arenas/23	14,251
47	2/8	@MIL	L2	89-94	19-28	Turkoglu/27	Howard/14	Redd/22##	14,247##
48	2/10	DET	L3	73-84	19-29	Howard/19	Howard/17	R.Wallace/26	17,283*
49	2/12	@BOS	L4	94-102	19-30	Howard/24	Howard/11	Pierce/31	16,106
50	2/14	@MIA	L5	93-107	19-31	Three players/15	Howard/13	Wade/38	19,600
51	2/15	MIA	L6	100-110	19-32	Battie-Howard/16	Howard/11	Wade/36	17,283*
52	2/21	@CLE	L7	92-105	19-33	Howard/23	Howard/14	James/26	20,562
53	2/22	@NJ	L8	93-96	19-34	Dooling/23	Battie/11	Kidd/28	14,733
54	2/24	SEA	W1	102-89	20-34	Howard/23	Howard/16	Wilkins/21	17,283*
55	2/26	HOU	L1	84-89	20-35	Hill/22	Howard/9	Yao/29	16,727
56	2/28	@LAL	L2	87-102	20-36	Hill/23	Howard/9	Bryant/28	18,997
57	3/1	@GS	L3	94-98	20-37	Stevenson/18	Howard/12	Richardson/25	17,064
58	3/3	@PHO	L4	118-123	20-38	Nelson/24	Milicic/10	Marion/24	18,422
59	3/4	@DEN	L5	94-110	20-39	Hill/19	Howard/11	Anthony/24	19,509
60	3/6	@UTA	L6	85-90	20-40	Howard/18	Howard/14	Okur/22	17,272
61	3/10	CLE	W1	102-73	21-40	Arroyo/17	Battie/13	James/25	17,283*
62	3/11	GS	W2	103-92	22-40	Turkoglu/21	Turkoglu/14	Fisher/20	15,102
63	3/13	@IND	L1	83-97	22-41	Howard/22	Howard/11	Granger-Johnson/21	14,109
64	3/15	UTA	W1	114-108	23-41	Nelson/25	Howard/11	Okur-Boozer/30	15,693#
65	3/17	BOS	W2	84-77	24-41	Nelson/19	Howard/13	Pierce/19	15,702
66	3/19	@ATL	L1	107-108	24-42	Nelson/18	Howard/15	Johnson/40	14,614#
67	3/21	@CHA	L2	102-108	24-43	Turkoglu/24	Howard/15	Wallace/27	15,613
68	3/22	NY	W1	111-87	25-43	Howard/23	Three players/7	Curry/15	15,819
69	3/24	@PHI	W2	102-86	26-43	Nelson/19			



Front Row (L-R): Assistant Coach for Strength and Conditioning Mick Smith, Head Trainer Ted Arzonico, Equipment Manager/Travel Coordinator Rodney Powell, DeShawn Stevenson #9, Grant Hill #33, Steve Francis #3, Jameer Nelson #14, Stacey Augmon #2, Mark Jones #7, Physical Therapist Vinnie Hudson, Assistant Trainer Keon Weise, Assistant Equipment Manager Jason Rivera.
 Back Row (L-R): General Manager/COO John Weisbrod, Interim Head Coach Chris Jent, Brandon Hunter #34, Pat Garrity #8, Kelvin Cato #13, Mario Kasun #41, Dwight Howard #12, Tony Battie #4, Andrew DeClercq #55, Hedo Turkoglu #15, Assistant Coach Clifford Ray, Assistant Coach Marlon Wiley, Assistant Coach Paul Westhead.

HISTORY

HISTORY

2004/2005 REGULAR SEASON STATISTICS (36-46)

PLAYER	G	GS	--FIELD GOALS--			--3-POINT FG--			--FREE THROWS--			--REBOUNDS--											
			FG	FGA	PCT	FG	FGA	PCT	FT	FTA	PCT	OFF	DEF	TOT	AST	PF	DQ	STL	TO	BLK	PTS	AVG	HI
Francis	78	78	2978	563	1330	.423	38	127	.299	499	606	.823	126	324	450	547	273	5	112	317	28	1663	21.3
Hill	67	67	2338	517	1015	.509	3	13	.231	280	341	.821	77	241	318	220	144	1	97	161	28	1317	19.7
Mobley	23	21	726	128	296	.432	58	125	.464	55	69	.797	11	52	63	42	49	1	23	41	9	369	16.0
Turkoglu	67	11	1757	328	782	.419	93	245	.380	188	225	.836	62	171	233	153	140	0	41	119	18	937	14.0
Howard	82	82	2670	352	677	.520	0	2	.000	277	413	.671	287	536	823	75	232	3	77	165	136	981	12.0
Nelson	79	21	1612	286	628	.455	44	141	.312	73	107	.682	52	141	193	237	199	4	78	117	3	689	8.7
Stevenson	55	27	1089	174	426	.408	25	67	.373	56	101	.554	38	64	102	69	73	0	16	57	9	429	7.8
Cato	62	50	1525	160	297	.539	0	0	---	112	143	.783	102	314	416	40	170	1	55	64	82	432	7.0
Christie (TOT)	52	44	1525	130	332	.392	15	62	.242	70	78	.897	38	139	177	199	106	0	80	104	18	345	6.6
Christie (ORL)	21	13	529	47	128	.367	5	23	.217	20	22	.909	9	45	54	46	45	0	37	36	5	119	5.7
Battie	81	32	1894	163	354	.460	0	6	.000	68	94	.723	109	343	452	42	244	3	30	81	81	394	4.9
Garrity	71	0	955	123	306	.402	49	147	.333	29	33	.879	21	103	124	30	107	0	19	30	9	324	4.6
Augmon	55	7	663	68	167	.407	0	0	---	57	77	.740	45	54	99	36	83	0	23	31	8	193	3.5
Barrett (TOT)	38	1	483	45	124	.363	14	52	.269	14	19	.737	11	29	40	69	51	0	19	27	1	118	3.1
Barrett (ORL)	11	1	169	25	55	.455	5	15	.333	7	9	.778	6	15	21	27	16	0	5	11	1	62	5.6
Hunter	31	0	224	37	73	.507	0	0	---	21	39	.538	25	44	69	3	42	0	4	22	7	95	3.1
Kasun	45	0	356	47	98	.480	0	1	.000	24	43	.558	52	76	128	8	86	1	8	26	13	118	2.6
Jones	10	0	116	9	31	.290	0	4	.000	5	10	.500	6	7	13	6	16	0	5	3	2	23	2.3
DeClercq	8	0	49	4	9	.444	0	0	---	1	3	.333	7	3	10	0	14	0	2	1	0	9	1.1
Bradley	8	0	55	3	7	.429	0	0	---	0	0	---	3	11	14	2	4	0	1	1	2	6	0.8
MAGIC	82	19705	3034	6679	.454	320	916	.349	1772	2335	.759	1038	2544	3582	1583	1937	19	633	1322	441	8160	99.5	
OPPONENTS	82	19705	3081	6826	.451	443	1291	.343	1739	2306	.754	1024	2428	3452	1747	1920	20	698	1190	354	8344	101.8	

GAME #	DATE	OPP	W-L	RESULT	TOTAL	MAGIC HI SCORER	MAGIC HI REBOUNDER	OPP HI SCORER	ATTENDANCE
1	11/3	MIL	W1	93-92	1-0	Francis/26	Howard/10	Redd/19	15,138
2	11/5	@ NO	W2	90-89	2-0	Turkoglu/21	Howard/10	B. Davis/36	14,218
3	11/6	@ CHA	L1	100-111	2-1	Mobley/23	Howard/12	Brezec/20	20,873
4	11/9	DAL	W1	94-84	3-1	Turkoglu/19	Howard/11	Nowitzki/20	13,155
5	11/10	@ WAS	L1	96-106	3-2	Hill/24	Francis-Howard/10	Jamison-Hughes/26	15,042
6	11/12	LAL	W1	122-113	4-2	Francis/32	Howard/15	Bryant/41	17,283*
7	11/14	@ PHI	L1	87-96	4-3	Hill/18	Howard/14	Iverson/29	17,457
8	11/17	UTA	W1	107-92	5-3	Francis/33	Howard/10	Boozler/27	13,386
9	11/20	@ IND	W2	86-83	6-3	Hill/28	Howard/11	F. Jones/37	17,317
10	11/24	POR	L1	83-89	6-4	Turkoglu/27	Cato/11	Randolph/21	13,438
11	11/26	@ ATL	W1	117-99	7-4	Francis/29	Howard/9	Delk-Walker/20	10,947
12	11/27	PHI	W2	105-99	8-4	Hill/29	Howard/10	Iverson/27	16,889
13	11/29	BOS	L1	101-117	8-5	Turkoglu/18	Cato/12	Pierce/24	12,124
14	12/1	TOR	W1	129-108	9-5	Francis/23	Howard/20	Carter/21	12,175
15	12/3	@ NY	W2	104-98	10-5	Mobley/34	Cato/10	Marbury/28	19,763
16	12/4	MEM	W3	96-91	11-5	Hill/23	Cato/18	Gasol/20	14,518
17	12/6	@ DEN	L1	102-115	11-6	Howard-Francis/23	Howard/10	Miller/29	14,912
18	12/8	@ UTA	W1	106-100	12-6	Mobley/26	Howard/11	Boozler/29	17,513
19	12/10	@ GS	W2	113-109	13-6	Francis/36	Battie/15	Richardson/27	15,874
20	12/12	@ LAL	L1	98-105	13-7	Francis/27	Battie/12	Jones-Mihm/25	18,997
21	12/13	@ PHO	L2	100-121	13-8	Hill/23	Howard/18	Richardson/26	14,228
22	12/15	@ SAN	L3	91-94	13-9	Mobley/21	Battie/8	Duncan/24	17,384
23	12/18	DEN	W1	117-95	14-9	Mobley/19	Kasun/10	D. Johnson/18	15,531
24	12/19	@ MIA	L1	107-117	14-10	Francis/31	Howard/9	O'Neal/27	20,128
25	12/22	SAN	W1	99-87	15-10	Francis/29	Battie/10	Duncan/24	16,325
26	12/27	NY	L1	111-119	15-11	Francis/25	Battie/10	Marbury/34	17,283*
27	12/29	MIL	L2	105-111	15-12	Hill/26	Francis/12	Redd/29	14,438
28	1/1	@ CHI	L3	90-105	15-13	Hill/16	Howard/12	Curry/22	20,763
29	1/3	@ TOR	L4	94-105	15-14	Francis/19	Francis/8	Bosh/25	15,782
30	1/5	SEA	W1	105-87	16-14	Francis/35	Battie/12	Allen/30	13,035
31	1/7	CHA	W2	111-91	17-14	Turkoglu/22	Howard/12	Brezec/18	12,564
32	1/8	NJ	W3	104-101	18-14	Hill/22	Howard/13	Kidd/22	16,813
33	1/10	@ BOS	L1	101-119	18-15	Nelson/19	Howard/9	Pierce/18	13,731
34	1/12	@ MIN	W1	87-80	19-15	Turkoglu/26	Cato-Howard/9	Garnett/19	15,532
35	1/14	@ DET	L1	94-101	19-16	Francis/31	Cato/14	Hamilton/26	22,076
36	1/15	@ IND	W1	85-84	20-16	Turkoglu/23	Cato/9	O'Neal/38	16,992
37	1/18	DET	W2	103-101	21-16	Francis/32	Howard/13	Hamilton/26	14,367
38	1/20	HOU	L1	99-108	21-17	Francis/28	Cato/8	McGrady/27	17,283*
39	1/22	PHI	W1	115-111	22-17	Turkoglu/22	Cato-Howard/9	Iverson/38	17,283*
40	1/24	@ HOU	L1	78-89	22-18	Howard/11	Howard/11	Yao/22	18,282
41	1/25	@ MEM	L2	83-95	22-19	Francis-Hill/18	Hill-Howard/8	Swift/18	16,173
42	1/28	WAS	W1	108-101	23-19	Turkoglu/31	Howard/11	Arenas/30	13,824
43	1/29	@ WAS	W2	103-97	24-19	Francis/32	Battie/11	Arenas/37	20,173
44	1/31	@ ATL	L1	79-80	24-20	Francis/24	Howard/11	Delk/17	18,714
45	2/1	CLE	W1	105-102	25-20	Francis/30	Battie/7	James/28	15,092
46	2/4	@ BOS	L1	100-112	25-21	Francis/26	Battie/11	LaFrentz/19	16,528
47	2/5	@ CLE	L2	92-101	25-22	Hill/17	Battie/10	James/30	20,562
48	2/8	GS	L3	109-113	25-23	Hill/28	Cato-Howard/8	Richardson/32	12,121
49	2/10	ATL	W1	101-96	26-23	Francis/28	Howard/20	Delk-Walker/25	12,004
50	2/12	@ PHI	L1	99-112	26-24	Francis/32	Francis-Howard/13	Iverson/60	20,389
51	2/13	NO	W1	97-94	27-24	Francis-Turkoglu/22	Howard/10	Dickau/28	12,497
52	2/15	LAC	W2	99-94	28-24	Hill/39	Howard/9	Brand/21	12,577
53	2/22	IND	L1	84-108	28-25	Nelson/15	Howard/8	O'Neal/20	14,512
54	2/26	@ MIA	L2	98-101	28-26	Hill/28	Cato/10	Wade/25	20,043
55	2/27	MIA	L3	103-112	28-27	Hill/34	Nelson/8	Wade/28	17,283*
56	3/2	SAC	W1	114-111	29-27	Francis/29	Howard/16	Stojakovic/28	13,568
57	3/4	NY	W2	111-89	30-27	Hill/29	Howard/15	Marbury/22	16,007
58	3/5	@ NJ	W3	105-81	31-27	Francis/26	Howard/11	Carter/20	16,101
59	3/8	@ CLE	L1	92-111	31-28	Francis/21	Cato/10	Gooden-James/23	18,148
60	3/9	@ TOR	L2	96-106	31-29	Francis/27	Howard/20	Alston/Peterson/16	17,362
61	3/11	MIN	L3	96-101	31-30	Turkoglu/32	Howard/19	Garnett/25	16,326
62	3/13	NJ	L4	82-98	31-31	Hill-Turkoglu/23	Howard/8	Carter/33	14,007
63	3/15	@ SAC	L5	94-105	31-32	Francis/25	Cato/12	Stojakovic/27	17,317
64	3/16	@ LAC	L6	102-110	31-33	Howard/29	Howard/12	Moggette/31	18,054
65	3/18	@ SEA	L7	90-98	31-34	Francis/19	Hill-Howard/7	Allen/38	17,072
66	3/19	@ POR	W1	97-92	32-34	Hill/23	Howard/12	Khyrapa/21	15,395
67	3/21	@ CHA	L1	97-102	32-35	Hill/25	Howard/13	Knight/19	10,727
68	3/24	CHA	L2	94-108	32-36	Hill/28	Howard/15	Okafor/23	14,431
69	3/26	PHO	L3	116-118	32-37	Hill/26	Howard/10	Marion/27	17,283*
70	3/28	ATL	W1	109-102	33-37	Francis/30	Howard/11	Childress-Smith/14	12,124
71	3/30	TOR	W2	108-96	34-37	Hill/21	Howard/9	Alston/17	12,410
72	4/1	WAS	L1	102-111	34-38	Howard/22	Howard/11	Arenas/31	14,107
73	4/2	@ NJ	W1	103-102	35-38	Francis/33	Battie-Howard/8	Krist	



Front Row (L-R): Assistant Trainer Keon Weise, Head Trainer Ted Arzonico, Equipment Manager/Travel Coordinator Rodney Powell, Keith Bogans #3, Reece Gaines #22, Tyrann Lue #10, Tracy McGrady #1, DeShawn Stevenson #2, Grant Hill #33, Assistant Coach for Strength and Conditioning Mick Smith, Physical Therapist Vinnie Hudson.
 Back Row (L-R): Chief Operating Officer John Weisbrod, General Manager John Gabriel, Head Coach Johnny Davis, Pat Garrity #8, Drew Gooden #0, Sean Rooks #45, Zaza Pachulia #27, Steven Hunter #34, Andrew DeClercq #55, Juwan Howard #5, Desmond Penigar #26, Assistant Coach Mark Hughes, Assistant Coach Paul Pressey, Assistant Coach Paul Westhead.

2003/2004 REGULAR SEASON STATISTICS (21-61)

PLAYER	G	GS	--FIELD GOALS--			--3-POINT FG--			--FREE THROWS--			--REBOUNDS--											
			FG	FGA	PCT	FG	FGA	PCT	FT	FTA	PCT	OFF	DEF	TOT	AST	PF	DQ	STL	TO	BLK	PTS	AVG	HI
McGrady	67	67	2675	653	1566	.417	174	513	.339	398	500	.796	95	307	402	370	129	1	93	179	42	1878	28.0
Howard	81	77	2877	529	1169	.453	0	1	.000	318	393	.809	171	399	570	158	284	1	54	178	22	1376	17.0
Gooden	79	17	2134	369	829	.445	9	42	.214	167	262	.637	160	356	516	89	196	2	62	126	72	914	11.6
Stevenson (TOT)	80	78	2444	376	871	.432	19	71	.268	138	204	.676	79	219	298	158	140	0	52	120	17	909	11.4
Stevenson (ORL)	26	24	933	115	285	.404	12	41	.293	49	71	.690	36	84	120	66	54	0	24	40	1	291	11.2
Lue	76	69	2332	309	714	.433	80	209	.383	101	131	.771	26	161	187	317	185	0	61	124	5	799	10.5
Griceck	48	25	1435	188	427	.440	46	113	.407	67	81	.827	37	127	164	80	98	0	41	63	10	489	10.2
Bogans	73	36	1787	183	454	.403	67	187	.358	65	103	.631	106	211	317	98	128	2	46	75	10	498	6.8
Strickland	46	9	915	122	269	.454	10	33	.303	57	76	.750	24	94	118	185	59	0	27	67	7	311	6.8
S. Williams	37	2	525	59	151	.391	25	74	.338	40	45	.889	9	34	43	64	40	0	23	26	1	183	4.9
Harvey	24	1	345	36	89	.404	0	3	.000	26	39	.667	29	43	72	8	44	0	10	22	11	98	4.1
Nailon	8	0	83	11	27	.407	0	0	---	7	9	.778	8	6	14	4	9	0	1	0	0	29	3.6
Pachulia	59	2	664	68	175	.389	0	0	---	58	90	.644	69	105	174	13	87	0	21	34	12	194	3.3
DeClercq	71	53	1211	93	195	.477	0	0	---	44	54	.815	131	186	317	44	217	7	47	54	32	230	3.2
Penigar	10	0	89	14	28	.500	0	0	---	4	4	1.000	6	18	24	3	14	0	2	6	2	32	3.2
Hunter	59	23	789	82	155	.529	0	0	---	23	69	.333	54	116	170	12	101	0	5	29	73	187	3.2
Dial	9	0	86	9	28	.321	2	9	.222	6	8	.750	5	8	13	2	6	0	6	1	0	26	2.9
Rooks (TOT)	55	0	595	54	151	.358	0	1	.000	33	37	.892	24	73	97	29	89	0	14	22	10	241	2.6
Rooks (ORL)	20	0	270	20	57	.351	0	1	.000	21	22	.955	14	33	47	18	41	0	5	7	5	61	3.1
Johnsen	20	4	290	17	59	.288	1	12	.083	7	16	.438	15	30	45	12	28	0	7	14	1	42	2.1
Archibald	1	0	4	1	2	.500	0	0	---	0	2	.000	0	1	1	0	0	0	1	0	0	2	2.0
Gaines	38	1	364	25	86	.291	3	10	.300	16	25	.640	8	31	39	40	22	0	11	18	2	69	1.8
Balteer (TOT)	7	0	40	4	7	.571	0	0	---	0	0	---	5	3	8	1	10	0	1	2	0	8	1.1
Garrity	2	0	22	1	3	.333	0	0	---	0	0	---	0	0	0	1	2	0	0	0	0	2	1.0
MAGIC	82	19830	2904	6768	.429	429	1248	.344	1474	2000	.737	1003	2350	3353	1584	1744	13	547	1123	308	7711	94.0	
OPPONENTS	82	19830	3169	6804	.466	491	1301	.377	1458	1964	.742	1072	2570	3642	2004	1691	9	625	1111	450	8287	101.1	

GAME #	DATE	OPP	W-L STREAK	RESULT	TOTAL	MAGIC HI SCORER	MAGIC HI REBOUNDER	OPP HI SCORER	ATTENDANCE
1	10/29	@ NY	W1	85-83	1-0	McGrady/26	Howard/10	Van Horn/29	19,763#
2	10/30	NO	L1	98-100	1-1	McGrady/33	Gooden/11	Wesley/28	15,911
3	11/1	DET	L2	85-96	1-2	McGrady/31	Howard-Gooden/10	Hamilton/20	14,588
4	11/3	NY	L3	68-75	1-3	McGrady/19	Howard/10	Ward/15	12,929
5	11/5	CHI	L4	100-106	1-4	McGrady/23	Howard/9	Crawford/29	12,576
6	11/7	MIN	L5	71-100	1-5	Lue/25	Bogans-Gooden/7	Sprewell/22	16,074
7	11/8	@ HOU	L6	86-96	1-6	Howard/22	Hunter/9	Francis/31	18,148
8	11/12	MEM	L7	97-107	1-7	McGrady/36	Gooden/11	Gsoal/28	13,208
9	11/14	@ DEN	L8	101-106	1-8	McGrady/51	Howard/13	Boykins-Miller/27	17,133
10	11/15	@ LAC	L9	92-95	1-9	Howard/22	Bogans/12	Richardson/31	17,422
11	11/17	@ UTA	L10	88-90	1-10	McGrady/29	Gooden/9	Kinlenko/25	17,184
12	11/20	@ PHO	L11	89-96	1-11	McGrady/20	DeClercq/9	Marion/16	15,203
13	11/21	@ SAC	L12	92-122	1-12	Griceck/19	Hunter-McGrady/9	Miller/27	17,317
14	11/24	IND	L13	78-89	1-13	Howard/17	Harvey/9	O'Neal/22	13,527
15	11/26	BOS	L14	92-94	1-14	McGrady/24	Howard/10	Pierce/30	13,208
16	11/28	TOR	L15	86-87	1-15	McGrady/31	Howard/11	Carter/20	13,375
17	12/2	NO	L16	91-100	1-16	Griceck/25	McGrady/15	Davis/21	12,264
18	12/3	@ NO	L17	91-106	1-17	McGrady/29	Gooden/12	Davis/27	12,264
19	12/5	SAN	L18	94-105	1-18	McGrady/28	Gooden/15	Duncan/47	15,394
20	12/6	@ DAL	L19	97-110	1-19	McGrady/27	Howard/10	Walker/24	19,843
21	12/8	PHO	W1	105-98	2-19	Gooden/21	McGrady/11	Marion/29	12,584
22	12/10	@ WAS	W2	95-91	3-19	McGrady/27	Howard/9	Hughes/19	14,911
23	12/12	NJ	L1	95-99	3-20	Howard-McGrady/20	Gooden/13	Kittles/22	14,092
24	12/13	@ ATL	W1	105-102	4-20	McGrady/30	Howard/8	Abdur-Rahim/25	13,418
25	12/16	@ CHI	L1	88-102	4-21	McGrady/26	Griceck-Gooden/10	Gil/29	18,111
26	12/17	@ IND	W1	94-90	5-21	Bogans/12	Bogans/12	O'Neal/24	15,458
27	12/19	GS	W2	119-93	6-21	McGrady/29	Gooden/13	Robinson/19	13,461
28	12/21	@ TOR	W3	104-93	7-21	McGrady/29	Gooden/14	Marshall/19	19,800
29	12/22	@ PHI	L1	73-95	7-22	McGrady/20	McGrady/7	Robinson/22	18,827
30	12/25	CLE	W1	113-101	8-22	McGrady/41	Gooden/10	James/34	17,283*#
31	12/26	@ SAN	L1	83-98	8-23	McGrady/24	McGrady/8	Duncan/27	18,797
32	12/29	NY	L2	86-114	8-24	Griceck/21	Howard-Gooden/9	Van Horn/19	17,283*
33	1/2	@ MIA	L3	101-112	8-25	Gooden/29	Gooden/11	Jones/33	15,864
34	1/3	@ MEM	L4	103-112	8-26	McGrady/34	DeClercq-Gooden/7	Gsoal-Miller/17	15,722
35	1/6	@ IND	L5	107-114	8-27	McGrady/43	DeClercq/7	O'Neal/25	15,753
36	1/7	@ BOS	L6	93-101	8-28	McGrady/28	Bogans-Howard/8	James/21	13,286
37	1/9	WAS	W1	103-92	9-28	McGrady/35	DeClercq/13	Hughes/26	13,552
38	1/12	PHI	L1	82-87	9-29	McGrady/32	McGrady/10	Iverson/26	15,474
39	1/14	@ NY	L2	110-120	9-30	McGrady/28	Howard/8	Marbury/26	17,249
40	1/16	BOS	W1	124-118	10-30	McGrady/44	Gooden/8	Pierce/20	14,211#
41	1/17	@ NO	L1	90-91	10-31	McGrady/33	Bogans/9	Smith/17	15,428
42	1/19	MIL	W1	106-99	11-31	McGrady/34	Howard/12	Smith/19	14,574
43	1/21	@ MIL	L1	102-113	11-32	Howard/24	Howard/8	Redd/40	13,455
44	1/23	@ PHI	W1	98-93	12-32	McGrady/33	Howard/13	Iverson/30	20,272
45	1/25	HOU	L1	87-99	12-33	McGrady/31	Howard-Lue/6	Yao/37	14,135
46	1/26	@ CLE	L2	98-99	12-34	McGrady/36	Howard/13	Boozer/23	14,382
47	1/28	@ WAS	W1	104-100	13-34	McGrady/39	McGrady/9	Hughes/21	14,799
48	1/29	NJ	L1	79-89	13-35	McGrady/22	Gooden/8	Kidd/31	13,691
49	1/31	LAC	L2	106-115	13-36	Griceck/20	Bogans/8	Janic/23	14,402
50	2/3	@ MIN	L3	100-113	13-37	McGrady/34	Bogans-Howard/8	Garnett/30	14,979
51	2/4	@ TOR	L4	90-110	13-38	Howard/22	Strickland/7	Marshall/32	16,228
52	2/6	@ NJ	L5	99-120	13-39	Howard/24	Pachulia/9	Kidd-Martin/18	13,109
53	2/8	LAL	L6	96-98	13-40	McGrady/35	McGrady/6	O'Neal/20	17,283*
54	2/11	MIA	L7	98-111	13-41	McGrady/24	Gooden/6	Wade/27	12,784
55	2/17	@ MIL	L8	104-127	13-42	McGrady/41	McGrady/8	Redd/27	15,167
56	2/18	UTA	W1	90-77	14-42	McGrady/43	Howard/9	Arroyo/14	13,115
57	2/20	DEN	W2	102-98	15-42	Howard/24	Gooden/12	Anthony/35	15,586
58									




Front Row (L-R): Physical Therapist Vinnie Hudson, Equipment Manager/Travel Coordinator Rodney Powell, Gordon Girecek #7, Jeryl Sasser #5, Pat Garrity #8, Tracy McGrady #1, Darrell Armstrong #10, Jacque Vaughn #11, Chris Whitney #12, Assistant Coach for Strength and Conditioning Mick Smith.
Back Row (L-R): Trainer Ted Arzonico, Chief Operating Officer John Weisbrod, General Manager John Gabriel, Head Coach Doc Rivers, Pat Burke #31, Drew Gooden #9, Shawn Kemp #40, Andrew DeClercq #55, Steven Hunter #34, Grant Hill #33, Olumide Oyedele #00, Assistant Coach Mark Hughes, Assistant Coach Paul Pressey, Assistant Coach Dave Wohl, Assistant Coach Johnny Davis.

2002/2003 REGULAR SEASON STATISTICS (42-40)

PLAYER	G	GS	--FIELD GOALS--			--3-POINT FG--			--FREE THROWS--			--REBOUNDS--			AST	PF	DQ	STL	TO	BLK	PTS	AVG	HI
			FG	FGA	PCT	FG	FGA	PCT	FT	FTA	PCT	OFF	DEF	TOT									
McGrady	75	74	2954	829	1813	.457	173	448	.386	576	726	.793	121	367	488	411	156	0	124	195	59	2407	32.1
Miller	49	39	1826	296	708	.418	87	256	.340	127	150	.847	40	246	286	139	139	1	36	99	16	806	16.4
Hill	29	29	843	151	307	.492	1	4	.250	118	144	.819	40	166	206	122	46	0	28	84	13	421	14.5
Gooden (TOT)	70	47	1873	355	777	.457	14	48	.292	151	212	.712	163	292	455	83	172	2	53	150	35	875	12.5
Gooden (ORL)	19	18	544	100	201	.498	0	2	.000	59	80	.738	58	102	160	20	51	1	15	45	13	259	13.6
Girecek (TOT)	76	62	2148	350	803	.436	85	249	.341	150	183	.820	36	202	238	137	159	0	52	145	8	935	12.3
Girecek (ORL)	27	27	961	143	325	.440	39	119	.328	62	76	.816	18	112	130	67	55	0	30	51	2	387	14.3
Garrity	81	53	2584	312	744	.419	161	407	.396	83	100	.830	72	234	306	121	255	1	62	77	20	868	10.7
Armstrong	82	23	2350	263	643	.409	78	232	.336	165	188	.878	91	204	295	323	167	1	135	160	13	769	9.4
Whitney (TOT)	51	21	1052	124	349	.355	50	164	.305	57	69	.826	3	64	67	145	92	1	29	71	2	355	7.0
Whitney (ORL)	22	1	290	30	88	.341	7	36	.194	11	12	.917	2	19	21	21	15	0	12	16	1	78	3.5
Kemp	79	55	1633	211	505	.418	0	1	.000	115	155	.742	147	304	451	55	239	2	66	102	33	537	6.8
Vaughn	80	48	1686	184	411	.448	8	34	.235	97	125	.776	26	92	118	232	169	1	64	97	2	473	5.9
Grant	5	1	85	13	25	.520	0	0	0	0	0	0	2	6	8	7	5	0	3	1	0	26	5.2
DeClercq	77	21	1327	149	279	.534	0	0	0	67	104	.644	142	197	339	52	258	5	39	84	36	365	4.7
Burke	62	8	783	113	296	.382	1	7	.143	40	58	.690	57	89	146	23	99	1	19	47	25	267	4.3
Hunter	33	5	447	56	103	.544	0	0	0	18	44	.409	38	55	93	6	56	0	9	15	36	130	3.9
Sasser	75	4	1025	64	207	.309	13	44	.295	53	78	.679	64	120	184	65	91	0	45	39	12	194	2.6
Humphrey	35	1	322	23	85	.271	0	0	0	18	28	.643	30	39	69	7	57	1	4	21	16	64	1.8
Oyedele	27	3	145	10	23	.435	0	0	0	7	11	.636	10	40	50	5	30	0	5	5	3	27	1.0
MAGIC	82	19805	2947	6763	436	568	1590	357	1616	2079	777	958	2392	3350	1676	1888	14	696	1177	300	8078	98.5	
OPPONENTS	82	19805	3007	6602	455	405	1211	334	1648	2150	767	970	2596	3566	1837	1823	15	643	1341	411	8067	98.4	

GAME #	DATE	OPP	W-L	STREAK	RESULT	TOTAL	MAGIC HI SCORER	MAGIC HI REBOUNDER	OPP HI SCORER	ATTENDANCE
2	10/30	@ MIA	W2		100-86	2-0	McGrady/24	Miller/7	Allen-Best/22	16,500
3	11/1	@ MIN	L1		105-111	2-1	Hill/27	Miller/8	Garnett/23	14,117
4	11/2	@ MIL	W1		100-90	3-1	McGrady/47	Garrity/15	Redd/17	16,713
5	11/5	SAC	W2		125-121	4-1	McGrady/41	Burke-McGrady/8	B. Jackson/26	14,292
6	11/8	SEA	W3		105-98	5-1	Hill/28	McGrady-Kemp/7	Payton/21	14,583
7	11/10	LAC	L1		117-120	5-2	McGrady/32	Hill/9	Miller/29	13,571
8	11/12	TOR	L2		109-115	5-3	McGrady/38	Hill/9	A. Williams/32	13,402
9	11/14	@ LAC	W1		101-80	6-3	McGrady/35	Armstrong/10	Moggette/16	17,654
10	11/16	@ GS	L1		92-135	6-4	McGrady/33	Kemp/7	Murphy/24	16,431
11	11/17	@ SAC	L2		99-101	6-5	McGrady/36	McGrady/14	Webber/24	17,317
12	11/19	@ SEA	W1		101-84	7-5	McGrady/41	McGrady/12	Lewis/23	13,655
13	11/20	@ POR	L1		84-98	7-6	McGrady/33	McGrady/8	Anderson-Wallace/26	18,153
14	11/22	@ IND	L2		70-106	7-7	Vaughn/14	Burke/11	Artest/15	17,036
15	11/24	MIA	W1		77-75	8-7	Miller/31	Miller/19	C. Butler/18	13,308
16	11/27	LAL	W2		112-102	9-7	McGrady/38	Hill/10	Bryant/38	17,283*
17	11/30	ATL	W3		117-92	10-7	McGrady/28	Garrity-Hill/9	Glover/18	13,502
18	12/2	BOS	L1		97-102	10-8	McGrady/25	Hill/13	Pierce/27	13,302
19	12/4	@ NY	W1		87-85	11-8	Miller/23	Hill/15	Houston/31	18,215
20	12/6	WAS	W2		88-78	12-8	McGrady/27	Hill/10	Stackhouse/23	17,283*
21	12/7	@ NJ	L1		88-121	12-9	Hill/20	Miller/7	Jefferson/19	14,623
22	12/9	@ BOS	L2		109-114	12-10	McGrady/31	Hill/14	Pierce/30	14,638#
23	12/10	@ CHI	L3		87-107	12-11	McGrady/26	McGrady/10	Rose/28	17,181
24	12/13	GS	W1		111-85	13-11	McGrady/36	Burke/8	Jamison/25	13,505
25	12/15	@ IAL	L1		84-107	13-12	McGrady/21	Hill/8	O'Neal/30	18,997
26	12/16	@ PHO	L2		84-87	13-13	Garrity/21	Sasser/11	Marion/19	13,112
27	12/18	@ UTA	W1		97-90	14-13	Garrity/24	Kemp/12	Kilenko/17	18,887
28	12/20	@ DEN	W2		89-80	15-13	Garrity-Kemp/17	Hill/10	Howard/20	15,497
29	12/23	MIL	L1		103-108	15-14	Miller/29	Kemp/14	Allen/35	13,503
30	12/25	DET	W1		104-99	16-14	McGrady/46	Hill/15	Hamilton/22	13,725
31	12/27	@ MEM	L1		86-99	16-15	McGrady/35	McGrady/8	Girecek/18	19,047
32	12/28	BOS	W1		101-95	17-15	McGrady/25	DeClercq/12	Pierce/34	16,247
33	12/30	WAS	W2		112-95	18-15	McGrady/32	Miller-Oyedele/7	Jordan/21	17,283*
34	1/3	@ NO	L1		89-100	18-16	McGrady/40	DeClercq/8	Mashburn/29	15,270
35	1/4	NJ	L2		83-88	18-17	McGrady/30	McGrady/11	Martin/19	15,595
36	1/6	NY	W1		103-100	19-17	McGrady/28	DeClercq/10	Sprewell/28	12,135
37	1/8	HOU	L1		81-91	19-18	McGrady/27	DeClercq-Miller/6	Yao/23	14,057
38	1/10	IND	L2		97-101	19-19	McGrady/23	Kemp/9	O'Neal/21	14,233#
39	1/12	@ PHI	W1		107-105	20-19	McGrady/34	McGrady/7	Iverson/32	20,245
40	1/13	DET	L1		86-101	20-20	McGrady/20	Kemp/8	Hamilton/27	13,611
41	1/16	@ WAS	L2		93-108	20-21	McGrady/31	Garrity/7	Jordan/32	20,173
42	1/19	@ TOR	W1		101-93	21-21	McGrady/35	McGrady/11	Peterson/25	19,800
43	1/21	@ CLE	W2		103-94	22-21	McGrady/35	McGrady/11	Ilgaukas/35	9,675
44	1/22	CHI	W3		94-91	23-21	McGrady/31	Garrity/9	Rose/28	13,262
45	1/24	PHO	L1		107-110	23-22	McGrady/33	Miller/11	Marion/29	14,707
46	1/26	@ BOS	L2		83-91	23-23	Sasser/26	Sasser/10	Pierce/27	18,624
47	1/29	CLE	W1		113-108	24-23	McGrady/31	McGrady/12	Ilgaukas/22	12,632
48	1/31	SAN	L1		108-109	24-24	McGrady/35	DeClercq/9	Duncan/23	15,654
49	2/2	@ ATL	L2		89-97	24-25	McGrady/38	Kemp/14	Abdur-Rahim/23	18,233
50	2/4	POR	L3		89-96	24-26	McGrady/24	McGrady/9	Pippen/25	13,532
51	2/11	NJ	W1		92-83	25-26	McGrady/32	McGrady/8	Kidd/19	14,549
52	2/13	@ DET	L1		88-98	25-27	McGrady/35	McGrady/11	Hamilton/29	20,333
53	2/14	@ PHI	L2		98-99	25-28	McGrady/37	Miller/7	Coleman/22	20,789
54	2/16	@ TOR	L3		97-99	25-29	McGrady/36	McGrady/12	A. Williams/22	19,800
55	2/18	NO	W1		99-94	26-29	McGrady-Miller/24	DeClercq/8	Mashburn/20	13,847
56	2/21	CHI	W2		110-96	27-29	McGrady/52	Gooden/11	Williams/20	17,156
57	2/23	@ NJ	W3		113-105	28-29	McGrady/46	McGrady/10	Martin/27	20,049
58	2/25	DAL	W4		98-93	29-29	McGrady/26	Gooden/10	Mowitzki/26	16,009
59	2/28	@ NY	L1		110-118	29-30	McGrady/34	Gooden/18	Sprewell/28	19,763##
60	3/2	@ CLE	W1		102-76	30-30	McGrady/28	Gooden/14	Davis-Wagner/14	10,902
61	3/3	@ CHI								



Front Row (L-R): Equipment Manager/Travel Coordinator Rodney Powell, Mike Miller #50, Jeryl Sasser #5, Jud Buechler #30, Monty Williams #3, Darrell Armstrong #10, Tracy McGrady #1, Pat Garrity #8, Troy Hudson #11, Dee Brown #7, Assistant Coach for Strength and Conditioning Mick Smith.
 Back Row (L-R): Trainer Ted Arzonico, General Manager John Gabriel, Chief Operating Officer John Weisbrod, President/CEO Bob Vander Weide, Don Reid #52, Horace Grant #54, Patrick Ewing #6, Andrew DeClercq #55, Steven Hunter, #34, Grant Hill #33, Assistant Coach Johnny Davis, Head Coach Doc Rivers, Assistant Coach Paul Pressley, Assistant Coach Dave Wohl, Assistant Coach Tom Sterner.

2001/2002 REGULAR SEASON STATISTICS (44-38)

PLAYER	G	GS	--FIELD GOALS--			--3-POINT FG--			--FREE THROWS--			--REBOUNDS--			AST	PF	DQ	STL	TO	BLK	PTS	AVG	HI
			FG	FGA	PCT	FG	FGA	PCT	FT	FTA	PCT	OFF	DEF	TOT									
McGrady	76	76	2912	715	1586	.451	103	283	.364	415	555	.748	150	447	597	400	139	1	119	189	73	1948	25.6
Hill	14	14	512	83	195	.426	0	2	.000	69	80	.863	29	96	125	64	40	2	8	37	4	235	16.8
Miller	63	53	2123	351	802	.438	116	303	.383	138	181	.762	49	224	273	198	145	0	47	108	23	956	15.2
Armstrong	82	79	2730	347	828	.419	139	398	.349	182	205	.888	83	236	319	453	166	2	157	175	10	1015	12.4
Hudson	81	4	1854	354	815	.434	66	187	.353	176	201	.876	30	115	145	255	119	0	57	163	6	950	11.7
Garrity	80	43	2406	327	767	.426	169	396	.427	61	73	.836	77	261	338	99	230	1	61	68	28	884	11.1
Grant	76	76	2210	264	515	.513	0	0	—	80	111	.721	159	322	481	104	118	0	57	51	49	608	8.0
Williams	68	19	1284	198	362	.547	0	4	.000	88	134	.657	80	155	235	96	134	1	49	86	17	484	7.1
Ewing	65	4	901	148	333	.444	0	1	.000	94	134	.701	60	203	263	35	129	0	22	65	45	390	6.0
Jackson	9	0	144	15	37	.405	7	20	.350	2	4	.500	1	16	17	8	13	0	5	8	0	39	4.3
Hunter	53	21	516	67	147	.456	0	0	—	55	94	.585	40	57	97	5	81	0	5	16	43	189	3.6
Outlaw	10	0	160	13	21	.619	0	0	—	8	18	.444	15	14	29	5	23	0	9	11	9	34	3.4
Reid	68	5	714	90	190	.474	0	0	—	44	68	.647	65	111	176	27	180	2	20	54	44	224	3.3
DeClercq	61	14	633	67	149	.450	0	0	—	28	50	.560	74	89	163	22	130	0	23	34	24	162	2.7
Buechler(TOT)	66	2	684	44	118	.373	21	60	.350	2	4	.500	29	87	116	32	53	0	21	15	8	111	1.7
Buechler(ORL)	60	2	630	42	112	.375	19	54	.352	2	4	.500	27	81	108	29	46	0	20	14	8	105	1.8
Sasser	7	0	36	3	14	.214	0	0	—	4	5	.800	3	4	7	2	3	0	3	2	0	10	1.4
Brown	7	0	65	3	20	.150	1	12	.083	0	0	—	0	9	9	2	4	0	3	4	1	7	1.0
MAGIC	82	19830	3087	6893	.448	620	1660	.373	1446	1917	.754	942	2440	3382	1804	1700	9	665	1119	384	8240	100.5	
OPPONENTS	82	19830	3116	6828	.456	409	1161	.352	1470	1994	.737	1086	2633	3719	1930	1740	17	659	1292	384	8111	98.9	

GAME #	DATE	OPP	W-L	STREAK	RESULT	TOTAL	MAGIC HI SCORER	MAGIC HI REBOUNDER	OPP HI SCORER	ATTENDANCE
1	10/30	TOR	W1		114-85	1-0	McGrady/23	Ewing/8	Childs/13	16,088
2	11/2	@ IND	L1		107-117	1-1	Armstrong/22	Hill/15	Rose/24	18,345
3	11/3	@ CLE	W1		99-69	2-1	McGrady/22	Hill/11	Miller/20	16,930
4	11/5	SEA	L1		119-123	2-2	Hill/28	Grant/10	Lewis/36	13,723##
5	11/6	@ SAN	L2		89-104	2-3	McGrady/20	Hill/16	Duncan/26	15,927
6	11/9	SAC	W1		115-105	3-3	McGrady/44	McGrady/13	Stojakovic/13	17,248*
7	11/11	@ LAL	L1		95-108	3-4	McGrady/22	Hill/13	O'Neal/38	18,997
8	11/12	@ UTA	L2		98-105	3-5	Armstrong/18	Ewing/10	Malone/29	18,135
9	11/14	@ PHO	W1		93-92	4-5	McGrady/24	Ewing/15	Marbury/25	17,393
10	11/15	@ DEN	W2		101-82	5-5	Hill/23	Hill/11	Bowen/14	12,015
11	11/17	@ MIN	L1		95-103	5-6	McGrady/25	Hill/7	Garnett-Smith/21	19,479
12	11/21	MIN	W1		117-106	6-6	McGrady/39	Hill-McGrady/7	Smith/26	15,014
13	11/23	@ CHA	W2		109-99	7-6	McGrady/24	Grant/10	Davis/27	12,097
14	11/24	CHA	L1		101-103	7-7	Miller/32	Grant/9	Campbell/23	14,003
15	11/26	DET	L2		100-105	7-8	McGrady/24	Hill/8	Robinson/30	12,510
16	11/29	BOS	L3		89-99	7-9	McGrady/22	Buechler/12	Walker/33	14,519
17	12/1	@ WAS	W1		96-87	8-9	McGrady/26	Ewing/12	Hamilton/21	20,674
18	12/3	MEM	W2		113-71	9-9	Miller/26	Grant-McGrady/8	Swift/13	13,340
19	12/5	CHI	W3		102-74	10-9	Miller/21	Grant-Garrity/5	Mercer/15	13,023
20	12/7	ATL	W4		129-94	11-9	McGrady/32	Buechler/McGrady/7	Terry/21	13,541
21	12/8	@ ATL	L1		104-107	11-10	McGrady/40	McGrady/11	Terry/28	14,836
22	12/10	@ LAC	L2		92-100	11-11	McGrady/47	McGrady/11	Maggette/21	18,964
23	12/11	@ SAC	L3		100-112	11-12	McGrady/21	Miller/9	Webber/24	17,317
24	12/13	@ GS	W1		105-100	12-12	McGrady/40	McGrady/7	Jamison/27	16,072
25	12/15	@ POR	L1		106-117	12-13	McGrady/36	Grant/8	Wallace/37	18,643
26	12/16	@ SEA	L2		91-114	12-14	Miller/23	Miller/8	Payton/26	14,753
27	12/19	UTA	W1		98-90	13-14	Armstrong/24	Grant/8	Malone/28	14,040
28	12/21	WAS	L1		75-93	13-15	Miller/14	Ewing/12	Davis/19	17,248*
29	12/22	@ DAL	L2		80-102	13-16	Miller/20	Grant/11	Hardaway/18	19,920
30	12/26	IND	L3		82-89	13-17	McGrady/31	Grant/10	Harrington/23	15,039
31	12/28	DET	W1		87-78	14-17	Armstrong/21	Ewing/9	Wallace/16	15,146
32	12/30	@ NY	W2		94-90	15-17	McGrady/29	McGrady/11	Spencer/28	19,763
33	1/2	@ BOS	L1		94-110	15-18	Garrity/19	Grant/7	Walker/30	15,003
34	1/4	@ NJ	W1		109-96	16-18	McGrady/35	Grant-McGrady/7	Kidd/24	14,770
35	1/5	GS	W2		118-109	17-18	Hudson/26	Grant/11	Jamison/27	15,017
36	1/7	BOS	W3		98-87	18-18	Miller/27	Garrity-Miller/9	Pierce/20	13,273
37	1/9	@ PHI	W4		102-91	19-18	McGrady/26	McGrady/10	Iverson/27	20,496
38	1/11	POR	L1		84-92	19-19	McGrady/17	Grant-Miller/7	Stoudamire/25	14,752
39	1/12	NI	L2		85-91	19-20	Garrity-McGrady/17	McGrady/12	Harris/20	14,555
40	1/14	DAL	W1		113-87	20-20	McGrady/26	McGrady-Williams/8	Howard/26	13,237
41	1/18	@ MIL	L1		110-115	20-21	Miller/25	Armstrong-Grant/6	Allen/28	18,486
42	1/19	@ MEM	W1		119-103	21-21	McGrady/25	McGrady/10	Gasa/26	17,344
43	1/22	ATL	W2		100-86	22-21	Garrity/23	McGrady/9	Vaughn-Mattola/14	12,474
44	1/24	MIA	W3		92-87	23-21	Armstrong/18	McGrady/11	Jones/28	15,021
45	1/27	@ TOR	L1		97-106	23-22	McGrady/27	McGrady/10	Carter/32	19,800
46	1/30	LAL	L2		93-111	23-23	Garrity-McGrady/22	McGrady/10	O'Neal/30	17,248*
47	2/1	@ DET	W1		85-83	24-23	Miller/18	McGrady/9	Stackhouse/18	19,627
48	2/3	SAN	L1		98-105	24-24	McGrady/26	McGrady/17	Duncan/29	15,072#
49	2/5	CLE	W1		106-98	25-24	McGrady/29	McGrady-Miller/8	Person/21	15,118
50	2/12	NY	W2		122-114	26-24	McGrady/36	McGrady/7	Thomas/23	14,257
51	2/13	@ MIA	L1		95-112	26-25	McGrady/26	Garrity/5	Jones/24	16,500
52	2/16	@ HOU	W1		109-100	27-25	McGrady/39	McGrady/12	Francis-Mobley/27	13,050
53	2/21	LAC	W2		119-102	28-25	McGrady/22	Grant/11	Brand/19	14,143
54	2/23	PHI	W3		105-87	29-25	Miller/25	McGrady-Miller/11	Iverson/32	17,248*
55	2/24	@ CLE	L1		96-111	29-26	Hudson/24	Ewing/7	Davis/27	16,092
56	2/26	@ CHI	W1		112-97	30-26	McGrady/25	Ewing/10	Rose/24	20,137
57	2/27	@ TOR	W2		90-85	31-26	McGrady/24	Garrity/9	Carter/22	19,800
58	3/1	@ DET	L1		102-110	31-27	McGrady/29	Garrity/8	Robinson/24	22,076
59	3/3	@ WAS	L2		102-107	31-28	McGrady/30	Three players/8	Alexander/32	20,674#
60	3/5	@ IND	L3		98-111	31-29	Garrity/18	McGrady/11	Tinsley/30	15,697
61	3/6	@ BOS	L4		110-130	31-30	McGrady/17	Williams-Miller/6	Pierce/22	13,399
62	3/8	WAS	W1		99-96	32-30	McGrady/50	McGrady/10	Hamilton/26	17,248*
63	3/10	TOR	W2		92-79	33-30	McGrady/22	Garrity/7	Carter/16	16,711
64	3/13	PHO	W3		119-114	34-30	McGrady/35	Garrity-Grant/9	Marbury/31	14,771#
65	3/15	DEN	W4		124-102	35-30	McGrady/30	McGrady/7	Howard/20	15,174
66										



Front Row (L-R): Trainer Assistant Daman Moore, Equipment Manager/Travel Coordinator Rodney Powell, Mike Miller #50, Dee Brown #7, Cory Alexander #2, Monty Williams #3, Darrell Armstrong #10, Tracy McGrady #1, Troy Hudson #11, Bo Outlaw #45, Assistant Coach for Strength and Conditioning Mick Smith, Strength and Conditioning Assistant Mac Calloway.
 Back Row (L-R): Assistant Equipment Manager Jason Rivera, Trainer Ted Arzonico, Senior Vice President Julius Erving, General Manager John Gabriel, Chief Operating Officer John Weisbrod, Don Reid #52, Pat Garrity #8, John Amaechi #13, Michael Doleac #51, Andrew DeClerq #55, Grant Hill #33, Assistant Coach Paul Pressey, Head Coach Doc Rivers, Assistant Coach Dave Wohl, Assistant Coach Johnny Davis, Assistant Coach Tom Stemer.

2000/2001 REGULAR SEASON STATISTICS (43-39)

PLAYER	G	GS	-FIELD GOALS-			-3-POINT FG-			-FREE THROWS-			-REBOUNDS-			AST	PF	DQ	STL	TO	BLK	PTS	AVG	HI
			FG	FGA	PCT	FG	FGA	PCT	FT	FTA	PCT	OFF	DEF	TOT									
McGrady	77	77	3087	788	1724	457	59	166	355	430	587	733	192	388	580	352	160	0	116	198	118	2065	26.8
Armstrong	75	75	2767	413	1002	412	143	403	355	220	249	884	94	249	343	524	155	2	135	200	13	1189	15.9
Hill	4	4	133	19	43	442	1	1	1.000	16	26	615	8	17	25	25	9	0	5	11	2	55	13.8
Miller	82	62	2390	368	845	436	148	364	407	91	128	711	66	261	327	140	200	2	51	97	19	975	11.9
Garrity	76	1	1579	223	576	387	97	224	433	85	98	867	51	159	210	51	241	3	40	68	15	628	8.3
Amaechi	82	36	1710	237	592	400	0	7	0.000	176	279	631	77	191	268	74	175	1	28	124	29	650	7.9
Outlaw	80	69	2534	226	368	614	1	2	500	129	225	573	211	408	619	225	241	4	105	141	137	582	7.3
Brown	7	0	155	16	44	364	12	32	375	4	5	800	0	11	11	12	10	0	4	7	0	48	6.9
Doleac	77	21	1398	220	527	417	0	3	0.000	50	59	847	70	203	273	65	239	10	37	59	41	490	6.4
Williams	82	0	1211	162	364	445	1	13	077	85	133	639	86	157	243	79	136	1	29	85	16	410	5.0
Hudson	75	7	1008	125	372	336	22	109	202	85	104	817	38	67	105	162	82	0	37	92	3	357	4.8
DeClerq	67	51	903	107	193	554	0	0	---	47	82	573	91	145	236	32	198	2	41	51	33	261	3.9
Reid	65	7	764	82	145	566	0	0	---	46	75	613	84	158	242	21	190	4	23	48	54	210	3.2
Alexander	26	0	227	18	56	321	4	16	250	12	18	667	0	25	25	36	29	0	16	25	0	52	2.0
Perry	6	0	39	5	11	455	0	1	0.000	0	0	---	1	3	4	5	1	0	3	6	0	10	1.7
Robinson	6	0	50	4	11	364	2	5	400	0	0	---	0	8	8	0	5	0	4	4	1	10	1.7
MAGIC	82	19955	3013	6873	438	490	1346	364	1476	2068	714	1069	2450	3519	1803	2071	29	674	1245	481	7992	97.5	
OPPONENTS	82	19955	2830	6499	435	366	1059	346	1885	2566	735	1061	2609	3670	1793	1946	15	695	1408	440	7911	96.5	

GAME #	DATE	OPP	W-L STREAK	RESULT	TOTAL	MAGIC HI SCORER	MAGIC HI REBOUNDER	OPP HI SCORER	ATTENDANCE
1	10/31	WAS	W1	97-86	1-0	McGrady/32	McGrady/12	Lopez/16	13,349
2	11/1	@ MIA	L1	79-105	1-1	McGrady/16	Outlaw/10	Hardaway/17	16,500
3	11/3	PHI	L2	80-87	1-2	Hill/18	Reid/10	Iverson/29	14,233
4	11/4	@ ATL	W1	107-104	2-2	Armstrong/21	Outlaw/12	MLeard/24	13,833
5	11/6	SEA	W2	110-99	3-2	McGrady/31	Amaechi/7	Lewis/28	12,460
6	11/8	CHA	L1	90-96	3-3	Armstrong/18	Outlaw/16	Wesley/30	12,617
7	11/9	@ CHI	L2	90-95	3-4	McGrady/21	Doleac/7	Mercer/23	21,844
8	11/12	@ GS	W1	105-99	4-4	McGrady/24	Outlaw/10	Jamison/23	13,626#
9	11/14	@ SAC	L1	82-96	4-5	Armstrong/22	Armstrong-Outlaw/8	Stojakovic/27	17,317
10	11/16	@ UTA	L2	84-99	4-6	McGrady/24	Outlaw/13	Russell/23	18,851
11	11/19	POR	L3	102-110	4-7	Amaechi/27	Outlaw/10	Wallace/37	14,524#
12	11/21	NY	L4	84-85	4-8	McGrady/25	McGrady/11	Sprewell-Thomas/22	14,673
13	11/24	@ BOS	L5	98-103	4-9	McGrady/26	McGrady/10	Pierce/41	16,696#
14	11/25	ATL	W1	114-92	5-9	Miller/23	Outlaw/12	Terry/21	13,043
15	11/27	MIL	L1	95-104	5-10	Garrity/21	Amaechi-Miller/9	Allen/23	12,841
16	11/29	UTA	L2	86-88	5-11	McGrady/28	Armstrong/7	Malone/27	13,645
17	12/1	NJ	W1	83-80	6-11	McGrady/31	Amaechi-McGrady/9	Marbury/25	13,827
18	12/2	@ NJ	W2	95-74	7-11	McGrady/40	Outlaw/11	Williams/14	14,897
19	12/5	BOS	W3	101-98	8-11	McGrady/29	McGrady/6	Walker/26	13,324
20	12/7	DEN	W4	103-93	9-11	McGrady/36	McGrady/12	McDyess/28	13,123
21	12/11	@ LAC	L1	80-92	9-12	Hill/19	McGrady-Outlaw/8	Odom/17	9,135
22	12/12	@ SEA	L2	92-97	9-13	Armstrong/25	Outlaw/14	Payton/21	17,072
23	12/15	@ POR	L3	96-106	9-14	McGrady/39	Armstrong/10	Wallace/22	20,209
24	12/17	@ VAN	W1	101-91	10-14	McGrady/27	McGrady/8	Bibby/19	13,729
25	12/21	CHI	W2	99-88	11-14	McGrady/31	Miller/11	Mercer/25	14,035
26	12/23	CLE	W3	111-92	12-14	Amaechi/26	McGrady-Outlaw/9	Harping/22	14,160
27	12/25	@ IND	L1	93-103	12-15	McGrady/43	McGrady/9	Rose/31	18,345
28	12/26	@ MIL	L2	77-89	12-16	McGrady/26	McGrady/10	Allen/25	16,089
29	12/28	DET	W1	102-96	13-16	McGrady/26	Outlaw/8	Stackhouse/34	16,018
30	12/30	@ BOS	W2	95-90	14-16	Amaechi/23	DeClerq/10	Walker/26	16,633
31	1/2	NJ	L1	110-120	14-17	Hudson/30	McGrady/9	Marbury/30	14,442
32	1/4	@ NY	L2	92-95	14-18	McGrady/36	Doleac-Outlaw/7	Houston/24	19,763#
33	1/6	@ ATL	L3	82-83	14-19	McGrady/30	McGrady/11	Wright/22	13,542
34	1/9	@ SAN	L4	95-112	14-20	McGrady/25	McGrady/12	Robinson/26	14,320
35	1/11	@ NJ	W1	101-87	15-20	McGrady/36	Outlaw/9	Marbury/20	11,361
36	1/13	GS	W2	111-94	16-20	McGrady/27	Williams/8	Jackson/25	14,046
37	1/15	CHI	W3	113-104	17-20	Armstrong/32	Outlaw/10	Mercer/27	14,261
38	1/18	@ DAL	L1	106-115	17-21	McGrady/34	McGrady-Outlaw/9	Nowitzki/38	13,355#
39	1/20	@ SAN	W1	112-109	18-21	McGrady/38	McGrady/8	Duncan/29	31,888#
40	1/23	TOR	W2	116-111	19-21	Miller/24	Outlaw/13	Carter/33	16,131##
41	1/25	@ MIN	L1	100-109	19-22	McGrady/28	Outlaw/13	Ellis/24	17,345
42	1/27	MIA	L2	59-81	19-23	McGrady/19	McGrady/15	Grant/18	16,286
43	1/30	IND	W1	93-86	20-23	Armstrong/23	Doleac/9	Miller/18	14,019
44	1/31	@ WAS	W2	100-96	21-23	McGrady/25	McGrady/9	Booth/18	13,352
45	2/2	@ PHI	W3	123-117	22-23	Armstrong/34	Doleac/11	Iverson/47	20,645##
46	2/3	ATL	W4	96-84	23-23	McGrady/26	McGrady/15	Terry/22	17,469
47	2/6	@ CHA	W5	109-83	24-23	McGrady/26	DeClerq/7	Davis/18	13,867
48	2/7	WAS	W6	107-98	25-23	Armstrong/32	Outlaw/8	Howard/25	13,548
49	2/14	LAC	W7	114-101	26-23	Armstrong/22	McGrady/7	Odom/15	13,437
50	2/16	HOU	W8	108-93	27-23	McGrady/35	Outlaw/10	Mobley/31	15,465
51	2/18	NY	W9	96-88	28-23	McGrady/32	Amaechi-Outlaw/6	Johnson/25	17,248*
52	2/20	PHO	L1	104-110	28-24	McGrady/44	McGrady/9	Marion/28	13,968
53	2/23	@ HOU	L2	95-105	28-25	McGrady/32	McGrady/8	Taylor/34	13,546
54	2/25	@ LAL	L3	100-106	28-26	McGrady/25	Armstrong/10	O'Neal/37	18,997
55	2/26	@ DEN	W1	93-86	29-26	McGrady/36	McGrady-Outlaw/12	McDyess/24	13,288
56	2/28	@ PHO	W2	97-91	30-26	McGrady/25	McGrady/12	Tsakalidis/17	17,441
57	3/2	CLE	W3	120-94	31-26	McGrady/36	Outlaw/9	Miller/22	14,768
58	3/4	@ DET	L1	84-93	31-27	McGrady/25	McGrady/10	Stackhouse/26	14,380
59	3/5	DAL	W1	95-81	32-27	McGrady/23	Outlaw/14	Nowitzki/22	13,636
60	3/7	DET	W2	112-102	33-27	McGrady/37	Reid/17	Stackhouse/36	13,791
61	3/8	@ CHA	L1	84-97	33-28	McGrady/19	Outlaw/8	Davis/23	15,927
62	3/10	MIN	W1	105-93	34-28	McGrady/33	Reid/13	Garnett/21	17,248*
63	3/13	SAC	L1	108-114	34-29	McGrady/25	McGrady-Reid/10	Webber/33	16,157#
64	3/14	@ CLE	W1	97-87	35-29	Garrity-Miller/18	Outlaw/8	Harping/19	12,943
65	3/16	VAN	W2	103-99	36-29	Armstrong/29	Outlaw/10	Jones/21	15,278
66	3/18	LAL	L1	90-95	36-30	McGrady/29	McGrady/10	O'Neal/33	17,248*
67	3/20	@ CHI	W1	103-95	37-30	Williams/22	McGrady/11	Hoiberg/19	21,768
68	3/21	@ IND	L1	95-96	37-31	Armstrong/29	McGrady-Miller/7	Miller/22	17,926
69	3/23	@ MIL	L2	103-115	37-32	McGrady/33	Armstrong/9	Robinson/26	18,717
70	3/25	IND	W1	84-82	38-32	McGrady/28	Outlaw/10	O'Neal/26	15,283
71	3/28	@ PHI	W2	96-95	39-32	McGrady/44	McGrady/9	Iverson	

HISTORY



Front Row (L-R): Equipment Manager/Travel Coordinator Rodney Powell, Matt Harpring #15, Chauncey Billups #2, Anthony Johnson #24, Monty Williams #3, Ron Mercer #5, Darrell Armstrong #10, Chucky Atkins #31, Charles "Bo" Outlaw #45, Corey Maggette #50, Johnny Taylor #23, Strength & Conditioning Coach Mick Smith.

Back Row (L-R): Athletic Trainer Tim Walsh, General Manager John Gabriel, President Bob Vander Weide, Senior Vice President Pat Williams, Senior Vice President Julius Erving, Ben Wallace #4, Pat Garrity #8, John Amaechi #13, Michael Doleac #51, Derek Strong #33, Consultant Clifford Ray, Head Coach Doc Rivers, Assistant Coach Dave Wohl, Assistant Coach Johnny Davis, Assistant Coach Tom Sterner, Assistant Coach Eric Musselman.

1999/2000 REGULAR SEASON STATISTICS (41-41)

PLAYER	G	GS	--FIELD GOALS--			--3-POINT FG--			--FREE THROWS--			--REBOUNDS--			AST	PF	DQ	STL	TO	BLK	PTS	AVG	HI
			FG	FGA	PCT	FG	FGA	PCT	FT	FTA	PCT	OFF	DEF	TOT									
Mercer (TOT)	68	68	2377	460	1080	.426	15	48	.313	213	270	.789	64	186	250	158	151	2	75	151	23	1148	16.9
Mercer (ORL)	31	31	969	188	468	.402	0	9	.000	94	119	.790	35	63	98	54	76	2	42	64	8	470	15.2
Armstrong	82	82	2590	484	1119	.433	137	403	.340	225	247	.911	65	205	270	501	137	0	169	248	9	1330	16.2
Gatling	45	0	1041	210	462	.455	7	23	.304	171	245	.698	91	206	297	40	142	0	48	105	10	598	13.3
Abdul-Wahad	46	46	1205	223	515	.433	2	21	.095	115	151	.762	77	162	239	72	116	1	53	87	16	563	12.2
Amaechi	80	53	1684	306	700	.437	1	6	.167	223	291	.766	62	204	266	95	161	1	35	139	37	836	10.5
Atkins	82	0	1626	314	741	.424	57	163	.350	97	133	.729	20	106	126	306	137	1	52	142	3	782	9.5
Williams	75	23	1501	263	538	.489	2	5	.400	123	166	.741	96	154	250	106	187	1	46	109	17	651	8.7
Billups (TOT)	13	5	305	34	101	.337	7	41	.171	37	44	.841	8	26	34	39	27	0	10	24	2	112	8.6
Maggette	77	5	1370	224	469	.478	2	11	.182	196	261	.751	123	180	303	61	169	1	24	138	26	646	8.4
Garrity	82	1	1479	258	585	.441	79	197	.401	80	111	.721	44	166	210	58	197	1	31	85	19	675	8.2
Doleac	81	29	1335	242	535	.452	1	2	.500	80	95	.842	89	245	334	63	224	3	29	65	34	565	7.0
Boykins	1	0	8	3	4	.750	0	0	---	0	0	---	1	0	1	3	0	0	0	0	0	6	6.0
Outlaw	82	55	2326	204	339	.602	0	3	.000	82	162	.506	202	323	525	245	203	0	113	133	148	490	6.0
Wallace	81	81	1959	168	334	.503	0	0	---	54	114	.474	211	454	665	67	162	0	72	67	130	390	4.8
Harpring	4	0	63	4	17	.235	2	2	1.000	6	7	.857	5	7	12	8	7	0	5	1	1	16	4.0
Parker	16	0	185	24	57	.421	1	14	.071	8	11	.727	5	22	27	10	13	0	8	11	4	57	3.6
Johnson (TOT)	56	6	637	62	164	.378	2	11	.182	28	39	.718	21	30	51	72	58	0	33	32	4	154	2.8
Johnson (ORL)	18	4	214	26	61	.426	1	5	.200	9	15	.600	6	6	12	13	17	0	10	8	2	62	3.4
Strong	20	0	148	21	48	.438	1	4	.250	11	14	.786	11	33	44	4	15	0	5	12	2	54	2.7
Taylor (TOT)	6	0	34	5	14	.357	1	1	1.000	0	0	---	2	4	6	1	5	0	1	2	1	11	1.8
Taylor (ORL)	5	0	29	5	12	.417	1	1	1.000	0	0	---	2	3	5	1	4	0	1	2	1	11	2.2
Garris	3	0	23	2	10	.200	0	1	.000	0	0	---	0	1	1	2	0	0	0	1	0	4	1.3
MAGIC	82	19755	3169	7014	.452	294	870	.338	1574	2142	.735	1145	2540	3685	1709	1967	11	743	1443	467	8206	100.1	
OPPONENTS	82	19755	3076	6919	.445	431	1277	.338	1567	2104	.745	1094	2473	3567	1991	2008	17	724	1488	475	8150	99.4	

GAME #	DATE	OPP	W-L STREAK	RESULT	TOTAL	MAGIC HI SCORER	MAGIC HI REBOUNDER	OPP HI SCORER	ATTENDANCE
1	11/2	@ CHA	L1	86-100	0-1	Gatling/15	Gatling/Maggette/7	Jones/24	17,461
2	11/3	DET	W1	103-94	1-1	Garrity/20	Abdul-Wahad/11	Hill/30	14,253
3	11/5	CLE	L1	99-104	1-2	Gatling/21	Wallace/9	Knigh-Miller/18	13,142
4	11/6	@ WAS	W1	107-104	2-2	Armstrong/20	Abdul-Wahad/8	Howard/22	14,954
5	11/8	@ HOU	W2	102-97	3-2	Gatling/22	Gatling/16	Mobley/25	13,970
6	11/10	PHI	W3	110-105	4-2	Garrity/25	Wallace/9	Iverson/46	14,056
7	11/11	@ IND	L1	101-116	4-3	Armstrong/22	Gatling/8	Miller/21	18,345
8	11/13	@ DAL	L2	117-125	4-4	Gatling/31	Armstrong/Gatling/10	Finley/28	12,558
9	11/17	POR	L3	79-81	4-5	Gatling/21	Wallace/10	Wallace/13	13,542
10	11/19	CHA	L4	92-103	4-6	Armstrong/18	Outlaw/7	Jones/30	12,936
11	11/20	@ ATL	W1	107-103	5-6	Gatling/28	Gatling/11	Mutombo/22	14,338
12	11/24	DAL	W2	112-100	6-6	Armstrong/33	Gatling/12	Finley/35	12,741
13	11/27	@ NY	L1	96-99	6-7	Gatling/17	Abdul-Wahad/8	Houston-Sprewell/30	19,763
14	11/28	@ DET	W1	108-99	7-7	Doleac/20	Wallace/12	Hill/24	13,212
15	11/30	SAC	L1	102-111	7-8	Armstrong/29	Outlaw/9	Webber/22	14,439
16	12/2	@ MIN	W1	103-93	8-8	Gatling/22	Amaechi/10	Smith/18	13,288
17	12/3	@ DEN	W2	112-100	9-8	Armstrong/20	Doleac-Outlaw/8	McDyess/25	14,323
18	12/5	@ LAL	L1	100-117	9-9	Armstrong/20	Wallace/8	O'Neal/27	18,422
19	12/7	@ PHO	L2	107-110	9-10	Armstrong/16	Wallace/9	Kidd/29	18,249
20	12/11	CHI	W1	108-87	10-10	5 tied with/11	Amaechi/Maggette/8	Artes/20	13,120
21	12/15	MIL	L1	99-116	10-11	Atkins/Abdul-Wahad/15	Gatling/11	Allen/29	12,308
22	12/17	TOR	W1	112-98	11-11	Atkins/Maggette/16	Wallace/14	Carter/23	13,481
23	12/18	@ CHI	W2	83-74	12-11	Amaechi/13	Abdul-Wahad/9	Brand/19	22,083
24	12/20	UTA	W3	104-102	13-11	Armstrong/22	Gatling-Wallace/8	Malone/29	13,985
25	12/22	@ CLE	W4	103-97	14-11	Atkins/22	Williams/8	Sura/28	11,731
26	12/23	@ CHA	W5	110-106	15-11	Armstrong/28	Wallace/15	Coleman/20	16,918
27	12/27	MIN	L1	105-107	15-12	Abdul-Wahad/16	Abdul-Wahad/8	Garnett/26	14,703
28	12/29	MIA	L2	106-109	15-13	Gatling/Abdul-Wahad/21	Gatling/9	Mourning/28	15,645
29	12/30	@ NJ	L3	92-102	15-14	Abdul-Wahad/18	Abdul-Wahad/17	Marbury/21	18,694
30	1/2	@ MIA	L4	103-111	15-15	Abdul-Wahad/22	Doleac-Wallace/10	Lenard/24	19,600#
31	1/3	DET	L5	106-118	15-16	Gatling/26	Gatling/11	Hill/42	12,568
32	1/5	VAN	W1	116-96	16-16	Gatling/23	Maggette/Abdul-Wahad/6	Abdur-Rahim/17	12,904
33	1/7	NY	L1	86-94	16-17	Armstrong/16	Gatling-Maggette/10	Houston/23	17,248*
34	1/8	@ SAN	L2	92-127	16-18	Maggette/17	Doleac-Outlaw/6	Duncan/22	20,131
35	1/10	NJ	L3	94-100	16-19	Armstrong/29	Wallace/14	Marbury/22	12,664
36	1/12	@ TOR	L4	102-108	16-20	Abdul-Wahad/23	Wallace/10	Carter/30	17,241
37	1/14	@ PHI	L5	100-102	16-21	Doleac-Gatling/18	Doleac/13	Iverson/35	19,076
38	1/15	IND	L6	89-96	16-22	Abdul-Wahad/18	Armstrong-Doleac/8	Croschere/14	14,456
39	1/17	@ GS	L7	100-113	16-23	Abdul-Wahad/19	Wallace/7	Jamison/32	8,893
40	1/20	@ SAC	L8	103-111	16-24	Maggette/18	Outlaw/8	Divac-Stojakovic/17	17,317
41	1/22	@ VAN	W1	85-82	17-24	Abdul-Wahad/16	Wallace/11	Abdur-Rahim/16	11,817
42	1/23	@ LAC	W2	102-89	18-24	Armstrong/17	Gatling-Outlaw/9	Dickerson/16	10,312
43	1/26	BOS	W3	111-89	19-24	Abdul-Wahad/19	Wallace/Abdul-Wahad/7	Anderson/20	14,101
44	1/27	@ CLE	L1	90-102	19-25	Armstrong/21	Outlaw/9	Walker/26	14,101
45	1/29	ATL	W1	103-87	20-25	Gatling/19	Gatling/12	Murray/24	10,967
46	1/31	PHO	L1	113-117	20-26	Armstrong/26	Maggette/10	Jackson/15	14,330
47	2/1	@ NY	W1	98-77	21-26	Atkins/22	Outlaw/11	Robinson/28	13,677
48	2/5	IND	W2	107-102	22-26	Amaechi/19	Wallace/11	Canty/23	19,763
49	2/7	GS	W3	120-100	23-26	Amaechi/25	Wallace/9	Rose/25	15,421
50	2/9	WAS	W4	107-96	24-26	Maggette/15	Wallace/16	Hammond/22	12,840
51	2/16	LAC	W5	129-96	25-26	Armstrong/26	Maggette/8	Howard/20	13,555
52	2/18	LAL	L1	99-107	25-27	Armstrong/24	Outlaw/9	Malone/19	13,332
53	2/22	@ SEA	L2	91-127	25-28	Atkins/21	Wallace/7	O'Neal/39	17,248*#
54	2/24	@ POR	L3	92-111	25-29	Armstrong-Atkins/16	Wallace/12	Lewis/21	12,921
55	2/25	@ UTA	L4	88-96	25-30	Amaechi/24	Wallace/13	Stoudamire/30	20,111
56	2/27	@ MIL	L5	95-102	25-31	Garrity/32	Outlaw/9	Malone/19	19,911
57	2/29	SEA	W1	103-94	26-31	Mercer/27	Wallace/9	Allen/26	15,726
58	3/2	CHA	W2						



Front Row (L-R): Matt Harpring #15, Darrell Armstrong #10, B.J. Armstrong #2, Miles Simon #34, Anfernee Hardaway #1, Nick Anderson #25, Gerald Wilkins #9, Charles "Bo" Outlaw #45, Dominique Wilkins #21, Jonathan Kerner #52.
 Back Row (L-R): Equipment Manager/Travel Coordinator Rodney Powell, Athletic Trainer Tim Walsh, Strength & Conditioning Coach Mick Smith, Senior Executive Vice President Pat Williams, General Manager John Gabriel, President Bob Vander Weide, Horace Grant #54, Dan Schayes #24, Isaac Austin #8, Michael Doleac #51, Derek Strong #33, Assistant Coach Tree Rollins, Executive Vice President Julius Erving, Head Coach Chuck Daly, Assistant Coach Brendan Suhr, Assistant Coach Tom Sterner, Assistant Coach Eric Musselman.

1998/1999 REGULAR SEASON STATISTICS (33-17)

PLAYER	G	GS	--FIELD GOALS--			--3-POINT FG--			--FREE THROWS--			--REBOUNDS--			AST	PF	DQ	STL	TO	BLK	PTS	AVG	HI	
			FG	FGA	PCT	FG	FGA	PCT	FT	FTA	PCT	OFF	DEF	TOT										
Hardaway	50	50	1944	301	717	.420	40	140	.286	149	211	.706	74	210	284	266	111	0	111	150	23	791	15.8	30
Anderson	47	39	1581	253	640	.395	96	277	.347	99	162	.611	51	226	277	91	72	0	64	83	15	701	14.9	40
D. Armstrong	50	15	1502	230	522	.441	69	189	.365	161	178	.904	53	127	180	335	90	0	108	158	4	690	13.8	28
Austin	49	49	1259	185	453	.408	2	7	.286	105	157	.669	83	154	237	89	125	1	47	114	35	477	9.7	23
Grant	50	50	1660	198	456	.434	0	2	.000	47	70	.671	117	234	351	90	99	0	46	44	60	443	8.9	20
Harpring	50	22	1114	148	320	.463	10	25	.400	102	143	.713	88	126	214	45	112	0	30	73	6	408	8.2	18
Outlaw	31	22	851	84	154	.545	0	3	.000	35	81	.432	54	113	167	56	79	1	40	58	43	203	6.5	16
Doleac	49	0	780	125	267	.468	0	0	---	54	80	.675	66	82	148	20	117	1	19	26	17	304	6.2	25
Strong	44	0	695	76	180	.422	0	2	.000	71	99	.717	66	95	161	17	64	0	15	37	7	223	5.1	14
D. Wilkins	27	2	252	50	132	.379	5	19	.263	29	42	.690	30	41	71	16	19	0	4	23	1	134	5.0	19
B. Armstrong (TOT)	32	1	358	40	88	.455	7	15	.467	18	21	.857	2	37	39	61	31	0	12	25	0	105	3.3	17
B. Armstrong (ORL)	22	0	180	19	45	.422	1	7	.143	9	11	.818	1	22	23	34	15	0	9	15	0	48	2.2	9
Overton	6	0	33	6	12	.500	0	2	.000	6	6	1.000	1	1	2	3	2	0	1	3	0	18	3.0	8
Ollie (TOT)	8	0	72	4	14	.286	0	0	---	5	7	.714	0	7	7	3	9	0	3	3	1	13	1.6	6
Ollie (ORL)	1	0	4	0	1	.000	0	0	---	1	2	.500	0	1	1	0	1	0	0	0	0	1	1.0	1
Schayes	19	1	143	11	29	.379	0	0	---	6	8	.750	3	11	14	4	23	0	1	8	2	28	1.5	6
G. Wilkins	3	0	28	0	9	.000	0	0	---	2	2	1.000	0	1	1	1	3	0	0	3	0	2	0.7	2
Simon	5	0	19	1	5	.200	0	2	.000	0	0	---	1	1	2	0	1	0	1	3	0	2	0.4	2
Kerner	1	0	5	0	1	.000	0	0	---	0	0	---	0	0	0	0	2	0	0	0	0	0	0.0	0
MAGIC	50		12050	1687	3943	.428	223	675	.330	876	1252	.700	688	1445	2133	1067	935	3	496	819	213	4473	89.5	115
OPPONENTS	50		12050	1708	3856	.443	230	667	.345	697	986	.707	595	1424	2019	1039	1111	5	468	863	239	4343	86.9	115

GAME #	DATE	OPP	W-L STREAK	RESULT	TOTAL	MAGIC HI SCORER	MAGIC HI REBOUNDER	OPP HI SCORER	ATTENDANCE
1	2/5	NY	W1	93-85	1-0	Anderson/19	Grant/11	Sprewell/24	17,248*
2	2/6	@ PHI	L1	75-95	1-1	Hardaway/24	Hardaway/9	Geiger/20	20,143
3	2/8	BOS	W1	107-90	2-1	Hardaway/28	Outlaw/11	Walker/20	15,410
4	2/10	@ NJ	W2	89-81	3-1	Anderson/21	Hardaway-Outlaw/8	Burrell-Van Horn/17	13,217
5	2/11	@ DET	W3	87-81	4-1	Hardaway/22	Outlaw/10	Hill/25	17,783
6	2/14	MIL	W4	85-82	5-1	Hardaway/18	Hardaway-Outlaw/10	Brandon/20	15,914
7	2/16	@ CLE	L1	78-90	5-2	Strong/14	Strong/10	Kemp/18	12,918
8	2/17	WAS	W1	96-85	6-2	Anderson/26	Grant-Outlaw/11	Howard/15	15,147
9	2/19	@ ATL	W2	99-94	7-2	Anderson/22	Outlaw/9	Smith/28	9,154#
10	2/21	HOU	W3	109-83	8-2	Anderson/19	Grant/7	Olajuwon/21	17,248*
11	2/22	SAC	W4	107-96	9-2	Anderson/30	Grant/14	Webber/22	16,542
12	2/24	@ BOS	L1	79-111	9-3	Austin/13	Grant/11	Pierce/19	18,235
13	2/26	IND	W1	103-100	10-3	Hardaway/23	Hardaway/13	Rose/20	17,248*#
14	2/28	@ MIA	L1	78-84	10-4	Anderson/25	Outlaw/11	Mourning/24	15,200
15	3/1	ATL	W1	70-67	11-4	Hardaway/19	Hardaway/10	Mutombo/24	15,359
16	3/3	CHA	W2	93-76	12-4	Anderson/25	Austin/8	Coleman/24	15,421
17	3/5	@ TOR	W3	89-84	13-4	Armstrong/19	Austin-Outlaw/8	Willis/21	15,601
18	3/6	DET	W4	87-82	14-4	Austin/23	Grant/11	Hill/17	17,248*
19	3/8	ATL	L1	110-114	14-5	Anderson/34	Anderson/10	Smith/24	15,637
20	3/10	@ SAN	L2	79-81	14-6	Hardaway/22	Hardaway/7	Robinson/19	17,954
21	3/11	@ DAL	L3	76-93	14-7	Anderson/18	Grant/7	Trent/21	14,553
22	3/13	@ GS	W1	87-74	15-7	Armstrong/16	Hardaway/10	Dampier/17	14,177
23	3/15	PHI	W2	74-73	16-7	Anderson/15	Grant/10	Geiger/18	16,555
24	3/17	CHI	W3	103-94	17-7	Armstrong/23	Anderson-Austin/9	Brown/20	15,823
25	3/18	@ NY	W4	86-78	18-7	Hardaway/19	Doleac/8	Houston/18	19,763
26	3/21	LAL	L1	104-115	18-8	Doleac/25	Harpring/8	Bryant/38	17,248*
27	3/23	CHA	W1	86-78	19-8	Armstrong/28	Hardaway/10	Jones/20	16,405
28	3/25	CLE	W2	96-86	20-8	Armstrong/25	Grant/13	Kemp/22	15,578
29	3/26	@ CHA	L1	82-90	20-9	Anderson/17	Anderson/10	Campbell/24	21,698
30	3/28	MIA	W1	94-87	21-9	Armstrong/25	Grant/7	Mourning/24	17,248*
31	3/30	NJ	W2	100-98	22-9	Anderson/28	Hardaway/11	Kittles/18	16,226
32	3/31	@ WAS	L1	73-84	22-10	Armstrong/15	Grant/9	Howard/20	20,674
33	4/1	@ CHI	W1	115-68	23-10	Hardaway/24	D.Wilkins/9	Kukac/13	22,517
34	4/3	@ DET	W2	92-77	24-10	Hardaway/30	Grant-Harpring/6	Dele/20	22,076
35	4/5	BOS	W3	106-99	25-10	Armstrong/28	Grant/8	Mercer/29	17,248*
36	4/6	@ NY	W4	81-72	26-10	Hardaway/30	Hardaway/10	Ewing/28	19,763
37	4/8	@ CLE	W5	73-69	27-10	Hardaway/23	Armstrong/12	Kemp/17	14,512
38	4/9	MIL	W6	95-83	28-10	Hardaway/26	Hardaway/9	Allen/21	16,854
39	4/14	@ IND	L1	80-83	28-11	Hardaway/25	Grant/10	Miller/21	16,590
40	4/16	@ ATL	L2	79-91	28-12	Hardaway/16	Hardaway/7	Blaylock/30	17,169
41	4/18	DET	W1	88-81	29-12	Hardaway/27	Anderson/8	Hunter/25	17,248*
42	4/19	@ TOR	L1	72-90	29-13	Armstrong/12	Armstrong/10	McGrady-Willis/16	17,715
43	4/20	@ MIL	L2	83-95	29-14	Hardaway/17	Strong/10	Allen-Robinson/18	14,289
44	4/22	MIA	L3	70-75	29-15	Anderson/14	Grant/11	Mourning/18	17,248*
45	4/23	TOR	L4	88-95	29-16	Three players/16	Anderson/10	Carter/24	17,248*
46	4/25	@ PHI	L5	86-103	29-17	Three players/18	Grant/6	Iverson/38	20,522
47	4/27	@ IND	W1	88-87	30-17	Anderson/23	Grant/11	Miller/19	16,579
48	4/28	WAS	W2	93-86	31-17	Armstrong/27	Anderson/11	Cheaney/19	15,151
49	4/30	NJ	W3	107-95	32-17	Anderson/40	Grant/10	Marbury/36	16,589
50	5/5	@ CHI	W4	103-83	33-17	Three players/14	Grant/8	Harper/17	22,567

*=sellout; #=overtime



Front Row (L-R): David Benoit #2, Darrell Armstrong #10, Anthony "Spud" Webb #4, Derek Harper #12, Anfernee Hardaway #1, Nick Anderson #25, Gerald Wilkins #21, Charles "Bo" Outlaw #45, Mark Price #5, Kevin Edwards #20.
 Back Row (L-R): Athletic Trainer Tim Walsh, Strength & Conditioning Coach Mick Smith, Senior Executive Vice President Pat Williams, General Manager John Gabriel, President Bob Vander Weide, Horace Grant #54, Dan Schayes #24, Jason Lawson #8, Johnny Taylor #17, Derek Strong #33, Assistant Coach Tree Rollins, Executive Vice President Julius Erving, Head Coach Chuck Daly, Assistant Coach Brendan Suhr, Assistant Coach Tom Sterner, Equipment Manager/Travel Coordinator Rodney Powell.

1997/1998 REGULAR SEASON STATISTICS (41-41)

PLAYER	G	GS	-FIELD GOALS-		-3-POINT FG-		-FREE THROWS-		-REBOUNDS-		AST	PF	DQ	STL	TO	BLK	PTS	AVG	HI					
			FG	FGA	PCT	FG	FGA	PCT	FT	FTA										PCT	OFF	DEF	TOT	
Hardaway	19	15	625	103	273	.377	15	50	.300	90	118	.763	8	68	76	68	45	0	28	46	15	311	16.4	32
Anderson	58	44	1701	343	754	.455	77	214	.360	127	199	.638	98	199	297	119	98	1	72	85	23	890	15.3	38
Seikaly	47	47	1484	237	538	.441	0	2	.000	230	305	.754	130	227	357	69	132	2	25	134	39	704	15.0	37
Strong	58	8	1638	259	617	.420	0	4	.000	218	279	.781	152	275	427	51	127	0	31	74	24	736	12.7	25
Grant	76	76	2803	393	857	.459	0	7	.000	135	199	.678	228	390	618	172	180	0	81	88	79	921	12.1	26
Outlaw	82	76	2953	301	543	.554	1	4	.250	180	313	.575	255	382	637	216	260	1	107	175	181	783	9.5	29
Price	63	33	1430	229	531	.431	52	155	.335	87	103	.845	24	105	129	297	92	0	53	162	5	597	9.5	23
Armstrong	48	17	1236	156	380	.411	25	68	.368	105	123	.854	65	94	159	236	96	1	58	112	5	442	9.2	24
Harper	66	45	1761	226	542	.417	59	164	.360	55	79	.696	23	80	103	233	140	0	72	101	10	566	8.6	26
Maxwell	11	0	169	26	78	.333	6	26	.231	23	26	.885	5	8	13	12	20	0	2	12	1	81	7.4	18
Schayes	74	33	1272	155	371	.418	0	0	---	96	119	.807	97	145	242	44	182	0	34	61	33	406	5.5	18
Benoit (TOT)	77	0	1123	152	408	.373	55	170	.324	61	74	.824	60	143	203	25	157	0	35	52	20	420	5.5	19
Benoit (ORL)	24	0	324	50	139	.360	14	51	.275	24	30	.800	18	44	62	8	37	0	9	13	4	138	5.8	19
Wilkins	72	16	1252	141	434	.325	29	109	.266	69	98	.704	16	74	90	78	78	0	34	79	6	380	5.3	23
Evans	44	0	561	77	206	.374	12	45	.267	40	48	.833	31	54	85	31	57	0	22	24	8	206	4.7	16
Edwards (TOT)	39	5	487	57	165	.345	6	15	.400	30	35	.857	20	34	54	39	28	0	26	30	1	150	3.8	15
Edwards (ORL)	12	0	135	20	59	.339	2	4	.500	17	20	.850	9	11	20	13	8	0	5	10	1	59	4.9	12
Ollie (TOT)	35	0	430	37	98	.378	0	1	.000	49	70	.700	9	30	39	65	31	0	13	44	0	123	3.5	14
Ollie (ORL)	19	0	216	23	56	.411	0	1	.000	31	45	.689	3	15	18	33	15	0	7	28	0	77	4.1	14
Taylor	12	0	108	13	37	.351	1	2	.500	11	16	.688	4	9	13	1	22	0	3	8	2	38	3.2	10
Webb	4	0	34	5	12	.417	0	1	.000	2	2	1.000	2	1	3	5	6	0	1	7	0	12	3.0	8
Royal	2	0	18	1	6	.167	0	0	---	3	4	.750	2	2	4	1	5	0	1	3	0	5	2.5	5
Thomas	4	0	15	4	5	.800	0	0	---	1	2	.500	0	0	1	0	0	0	0	1	9	2.3	4	
Lawson	17	0	80	9	15	.600	0	0	---	8	10	.800	8	19	27	5	14	1	4	2	4	26	1.5	6
Kempton	3	0	15	0	2	.000	0	0	---	0	0	---	0	1	1	1	3	0	0	0	0	0	0.0	0
MAGIC	82		19830	2771	6455	.429	293	907	.323	1552	2138	.726	1178	2203	3381	1694	1617	6	649	1258	441	7387	90.1	121
OPPONENTS	82		19830	2930	6460	.454	313	967	.324	1302	1769	.736	1089	2268	3357	1740	1866	16	747	1259	388	7475	91.2	115

GAME #	DATE	OPP	W-L STREAK	RESULT	TOTAL	MAGIC HI SCORER	MAGIC HI REBOUNDER	OPP HI SCORER	ATTENDANCE
1	10/31	ATL	L1	99-105	0-1	Hardaway/31	Seikaly/11	Smith/22	17,248*
2	11/2	@ BOS	W1	107-96	1-1	Hardaway/32	Grant/9	Mercer/23	17,954
3	11/4	@ MIL	L1	76-110	1-2	Hardaway/16	Three players/7	Allen/20	12,764
4	11/5	@ CHI	L2	81-94	1-3	Seikaly/34	Seikaly/13	Jordan/29	23,809
5	11/7	@ DET	W1	89-84	2-3	Hardaway/20	Anderson-Seikaly/11	Sealy/18	22,076
6	11/8	TOR	W2	96-87	3-3	Seikaly/26	Grant/12	Comby/17	17,248*
7	11/12	SAC	L1	89-115	3-4	Strong/17	Strong/15	Richmond/25	16,614
8	11/14	DEN	W1	103-85	4-4	Grant/21	Outlaw/11	Newman/23	16,551
9	11/15	@ WAS	W2	102-91	5-4	Outlaw/24	Outlaw/13	Strickland/24	18,756
10	11/18	LAC	W3	112-94	6-4	Price/23	Seikaly/11	Barry/21	16,435
11	11/19	@ CLE	W4	96-93	7-4	Strong/20	Seikaly/8	Ilguskas/21	13,404#
12	11/22	@ PHI	W5	108-94	8-4	Strong/21	Strong/13	Stackhouse/16	14,424
13	11/24	WAS	W6	95-87	9-4	Seikaly/24	Seikaly/13	Webber/29	16,548
14	11/26	MIA	L1	60-84	9-5	Hardaway/19	Strong/10	Mashburn/19	17,248*
15	11/28	MIL	W1	94-90	10-5	Price/22	Seikaly/11	Robinson/29	17,070
16	11/30	@ SEA	L1	81-103	10-6	Strong/15	Anderson/6	Baker/21	17,072
17	12/2	@ POR	W1	89-88	11-6	Hardaway/29	Seikaly/10	Rider/33	19,677
18	12/3	@ VAN	W2	101-97	12-6	Strong/23	Strong/11	Abdur-Rahim/24	15,069
19	12/5	@ GS	L1	89-104	12-7	Seikaly/29	Seikaly/11	Marshall/28	10,084
20	12/6	@ LAC	W1	83-79	13-7	Grant/25	Schayes/11	Piatkowski/15	8,757
21	12/8	PHI	W2	95-86	14-7	Seikaly/24	Seikaly/15	Iverson/21	16,824
22	12/10	CHI	W3	106-98	15-7	Seikaly/26	Outlaw/16	Jordan/25	17,248*
23	12/11	@ DAL	W4	100-90	16-7	Price/18	Grant-Outlaw/10	Finley/20	10,671
24	12/13	@ SAN	L1	78-107	16-8	Grant/14	Outlaw/8	Duncan/32	17,859
25	12/18	UTA	L2	73-85	16-9	Seikaly/20	Seikaly/10	Malone/30	17,248*
26	12/20	IND	L3	92-95	16-10	Seikaly/37	Grant/15	Jackson-Mullin/18	17,248*
27	12/22	NJ	L4	88-99	16-11	Price/23	Grant/11	Cassell/27	16,959
28	12/26	@ IND	L5	81-107	16-12	Armstrong/16	Grant/8	Hoiberg-Smiths/20	16,726
29	12/27	CHA	W1	96-87	17-12	Harper/26	Grant-Seikaly/10	Rice/29	17,248*
30	12/30	NY	L1	79-84	17-13	Evans/16	Three players/8	Johnson/26	17,248*
31	1/2	CLE	L2	71-81	17-14	Grant/17	Grant/9	Kemp/17	17,248*
32	1/3	@ NY	L3	84-88	17-15	Seikaly/28	Grant-Seikaly/8	Mills/20	19,763
33	1/5	SAN	L4	69-74	17-16	Armstrong/21	Armstrong/9	Duncan/20	17,248*
34	1/7	@ TOR	W1	83-81	18-16	Maxwell/18	Outlaw/11	Stoudamire/26	15,168
35	1/8	@ NJ	L1	87-89	18-17	Seikaly/25	Seikaly/12	Kittles/27	16,055
36	1/10	BOS	W1	90-82	19-17	Seikaly/19	Seikaly/12	Walker/21	17,248*
37	1/13	@ DEN	W2	98-84	20-17	Grant/20	Grant/11	L. Ellis/16	12,113
38	1/14	@ SAC	L1	96-108	20-18	Seikaly/24	Outlaw/12	Richmond/23	14,013
39	1/16	@ PHO	L2	86-111	20-19	Seikaly/20	Armstrong/7	Manning/23	19,023
40	1/17	@ UTA	L3	93-107	20-20	Maxwell/18	Outlaw/16	Malone/32	19,911
41	1/19	@ LAL	L4	89-92	20-21	Armstrong/24	Outlaw/12	O'Neal/35	17,505
42	1/21	MIL	L5	84-91	20-22	Armstrong/19	Seikaly/9	Robinson/24	17,248*
43	1/23	@ MIA	L6	90-102	20-23	Strong/24	Strong/15	Hardaway/27	15,200
44	1/28	@ DET	L7	86-91	20-24	Anderson/22	Three players/5	Hill/29	17,473
45	1/29	@ HOU	W1	95-88	21-24	Armstrong/17	Grant/15	Bullard/20	16,285
46	1/31	PHO	L1	94-96	21-25	Strong/25	Seikaly/11	Robinson/23	17,248*
47	2/3	ATL	W1	91-90	22-25	Outlaw/23	Outlaw/17	Smith/18	17,248*
48	2/5	WAS	W2	93-83	23-25	Anderson/18	Anderson/12	Strickland/25	17,248*
49	2/10	@ IND	L1	66-85	23-26	Anderson/16	Seikaly/9	Miller-Smiths/16	15,005
50	2/11	@ MIN	W1	96-89	24-26	Anderson/28	Outlaw/12	Garnett/29	17,093
51	2/13	NY	L1	83-99	24-27	Outlaw-Schayes/18	Outlaw/9	Houston/23	17,248*
52	2/16	@ ATL	W1	85-81	25-27	Anderson/28	Grant/16	Smith/22	20,105
53	2/18	MIN	W2	115-102	26-27	Anderson/28	Outlaw/11	Garnett-Mitchell/19	17,077
54	2/20	IND	W3	93-91	27-27	Anderson/27	Outlaw-Schayes/9	Smiths/27	17,248*
55	2/22	LAL	W4	96-94	28-27	Anderson/30	Outlaw/14	O'Neal/20	17,248*
56	2/25	DAL	W5	100-79	29-27	Outlaw/29	Schayes/12	Finley/16	16,921
57	2/27	TOR	L1	107-115	29-28	Strong/21	Grant/20	Christie/35	16,947###
58	2/28	@ CHA	L2	80-90	29-29	Harper/20	Grant/13	Mason/24	24,042
59	3/4	SEA	W1	96-83	30-29	Anderson/31	Grant/11	Baker/14	17,248*
60	3/6	CLE	W2	91-89	31-29	Anderson/25	Outlaw/8	Anderson/20	17,248*#
61	3/9	@ PHI	W3	88-78	32-29	Anderson/22	Grant/11	Iverson/19	14,681
62	3/10	@ NY	L1	78-85	32-30	Anderson/25	Grant/13	Johnson/19	19,763
63	3/13	CHA	L2	82-100	32-31	Anderson/20	Schayes-Strong/9	Rice/24	17,248*
64	3/15	MIA	L3	76-79	32-32	Anderson/30	Outlaw/15	Hardaway/22	17,248*
65	3/17	VAN	W1	99-92	33-32	Anderson/21	Anderson/12	B. Edwards/19	17,248*
66	3/19	@ NJ	L1	87-93	33-33	Anderson/38	Outlaw/9	Van Horn/19	20,049
67	3/20	POR	W1	102-87	34-33	Benoit/19	Strong/9	B. Grant/21	16,906
68	3/22	GS	W2	92-83	35-33	Outlaw/22	Strong/12	Marshall/23	16,603
69	3/24	@ ATL</							



Front Row (L-R): Derek Strong #33, Gerald Wilkins #21, Nick Anderson #25, Anfernee Hardaway #1, Dennis Scott #3, Darrell Armstrong #10, Brian Shaw #20, Brian Evans #34.
 Back Row (L-R): Head Trainer Lenny Currier, Head Coach Brian Hill, Head/Assistant Coach Richie Aduabato, Assistant Coach Tom Sterner, Assistant Coach Tree Rollins, David Vaughn #42, Rony Seikaly #4, Horace Grant #54, Dan Schayes #24, Amal McCaskill #00, President Bob Vander Weide, General Manager John Gabriel, Senior Executive Vice President Pat Williams, Strength & Conditioning Coach David Oliver, Equipment Manager Rodney Powell.

1996/1997 REGULAR SEASON STATISTICS (45-37)

PLAYER	G	GS	--FIELD GOALS--			--3-POINT FG--			--FREE THROWS--			--REBOUNDS--					PTS	AVG	HI					
			FG	FGA	PCT	FG	FGA	PCT	FT	FPA	PCT	OFF	DEF	TOT	AST	PF				DQ	STL	TO	BLK	
Hardaway	59	59	2221	421	941	.447	85	267	.318	283	345	.820	82	181	263	332	123	1	93	145	35	1210	20.5	35
Seikaly	74	68	2615	460	907	.507	0	3	.000	357	500	.714	274	427	701	92	275	4	49	218	107	1277	17.3	33
Grant	67	67	2496	358	695	.515	1	6	.167	128	179	.715	206	394	600	163	157	1	101	99	65	845	12.6	26
Scott	66	62	2166	298	749	.398	147	373	.394	80	101	.792	40	163	203	139	138	2	74	81	19	823	12.5	27
Anderson	63	61	2163	288	725	.397	143	405	.353	38	94	.404	66	238	304	182	160	1	120	86	32	757	12.0	28
Royal	1	1	29	4	10	.400	0	0	---	4	4	1.000	1	0	1	1	3	0	0	3	0	12	12.0	12
Wilkins	80	26	2202	323	759	.426	66	203	.325	136	190	.716	59	114	173	173	144	0	54	123	12	848	10.6	25
Strong	82	21	2004	262	586	.447	0	13	.000	175	218	.803	174	345	519	73	196	2	47	102	20	699	8.5	27
Shaw	77	31	1867	189	516	.366	63	194	.325	111	140	.793	47	147	194	319	197	3	67	170	26	552	7.2	17
Armstrong	67	0	1010	132	345	.383	55	181	.304	92	106	.868	35	41	76	175	114	1	61	99	9	411	6.1	19
Spencer	1	1	19	2	2	1.000	0	0	---	0	0	---	5	1	6	1	2	0	0	1	0	4	4.0	4
Schayes	45	6	540	47	120	.392	0	1	.000	39	52	.750	41	84	125	14	74	0	15	27	16	133	3.0	21
Smith	6	0	47	6	13	.462	3	5	.600	2	2	1.000	1	1	2	4	3	0	0	6	0	17	2.8	8
Smith (TOT)	15	0	111	14	33	.424	8	15	.533	4	4	1.000	1	6	7	14	5	0	1	9	0	40	2.7	8
Vaughn	35	6	298	31	72	.431	0	0	---	19	30	.633	35	60	95	7	43	0	8	29	15	81	2.3	12
McCaskill	17	1	109	10	32	.313	0	2	.000	8	12	.667	4	18	22	7	7	0	3	11	5	28	1.6	9
Evans	14	0	59	8	22	.364	4	8	.500	0	0	---	1	7	8	7	6	0	1	2	2	20	1.4	4
Demps	2	0	10	0	3	.000	0	1	.000	2	2	1.000	0	0	0	0	0	1	0	0	2	1.0	2	
MAGIC	82		19855	2839	6497	.437	567	1662	.341	1474	1975	.746	1071	2221	3292	1689	1643	15	694	1250	363	7719	94.1	121
OPPONENTS	82		19855	2966	6450	.460	455	1327	.343	1361	1860	.732	1080	2398	3478	1798	1769	16	704	1314	417	7748	94.5	124

GAME #	DATE	OPP	W-L STREAK	RESULT	TOTAL	MAGIC HI SCORER	MAGIC HI REBOUNDER	OPP HI SCORER	ATTENDANCE
1	11/1	WAS	L1	92-96	0-1	Hardaway/19	Grant/17	Strickland/20	17,248*
2	11/7	@ NJ (Japan)	W1	108-95	1-1	Hardaway/23	Grant/10	Gil/22	38,639
3	11/8	NJ (Japan)	W2	86-82	2-1	Hardaway/29	Grant-Vaughn/13	Pack/13	38,639
4	11/14	CHA	W3	96-89	3-1	Anderson/17	Grant-Seikaly/11	Rice/23	17,248*
5	11/16	TOR	W4	92-87	4-1	Anderson/25	Anderson/11	Williams/29	17,248*
6	11/19	NY	L1	88-92	4-2	Wilkins/24	Grant/8	Ewing/24	17,248*
7	11/21	MIN	W1	90-86	5-2	Anderson/22	Grant/14	Gugliotta/19	16,837
8	11/23	@ IND	W2	76-73	6-2	Three players/12	Grant-Seikaly/11	Miller/24	16,158
9	11/25	MIL	L1	88-100	6-3	Anderson/25	Seikaly/11	Gilliam/24	16,808
10	11/27	ATL	W1	79-75	7-3	Seikaly/16	Seikaly/19	Mutombo/20	17,248*
11	11/29	@ PHI	L1	91-100	7-4	Anderson-Wilkins/18	Seikaly/13	Coleman/19	15,489
12	11/30	@ CLE	W1	86-82	8-4	Grant/21	Grant/9	Brandon/20	19,351
13	12/2	DAL	L1	102-108	8-5	Seikaly/26	Seikaly/14	Gatling/25	16,753#
14	12/4	CLE	L2	57-84	8-6	Wilkins/10	Seikaly/7	Brandon/22	16,632
15	12/6	@ IAL	L3	81-92	8-7	Wilkins/21	Seikaly-Strong/10	O'Neal/25	17,505
16	12/8	@ SAC	L4	84-91	8-8	Armstrong/17	Grant/9	Richmond/22	17,317
17	12/10	@ POR	W1	99-93	9-8	Scott/18	Grant/8	Robinson/33	20,089
18	12/13	@ VAN	L1	93-95	9-9	Seikaly/25	Grant/13	Reeves/27	15,954
19	12/14	@ UTA	L2	68-101	9-10	Seikaly/23	Seikaly/12	Ostertag-Stockton/16	19,911
20	12/18	IND	L3	95-102	9-11	Seikaly/13	Seikaly/13	Miller/34	17,248*##
21	12/20	UTA	L4	93-98	9-12	Seikaly/30	Seikaly/10	Stockton/22	17,248*
22	12/21	@ MIL	L5	85-103	9-13	Wilkins/17	Three players/7	Robinson/24	14,015
23	12/23	CLE	W1	89-84	10-13	Seikaly/33	Grant/12	Brandon-Hill/20	17,248*
24	12/26	@ MIA	L1	76-96	10-14	Scott/18	Grant-Seikaly/9	Hardaway/25	15,200
25	12/28	@ NY	L2	85-96	10-15	Wilkins/21	Seikaly/10	Ewing/27	19,763
26	12/30	@ DET	L3	85-97	10-16	Scott/24	Seikaly/12	Hill/25	21,454
27	1/2	TOR	W1	96-94	11-16	Seikaly/31	Seikaly/13	Stoudamire/32	17,248*
28	1/3	@ CHI	L1	89-110	11-17	Seikaly/20	Seikaly/10	Jordan/22	23,904
29	1/7	PHI	W1	109-88	12-17	Seikaly/23	Seikaly/15	Iverson/25	17,248*
30	1/9	ATL	L1	92-97	12-18	Grant/24	Grant/12	Smith/27	17,248*#
31	1/12	@ TOR	W1	88-85	13-18	Grant/22	Seikaly/17	Williams/22	21,416
32	1/13	@ NJ	W2	114-111	14-18	Seikaly/29	Grant/15	Gil/41	13,989
33	1/15	@ DAL	W3	78-66	15-18	Hardaway/26	Grant-Schayes/9	Harper-Jackson/12	13,585
34	1/16	@ ATL	L1	67-78	15-19	Hardaway-Strong/17	Anderson/14	Laettner/22	16,378
35	1/19	@ MIA	W1	99-87	16-19	Hardaway/19	Three players/6	Lenard/21	15,200
36	1/21	WAS	W2	93-88	17-19	Seikaly/26	Seikaly/12	Strickland/21	17,248*
37	1/23	MIL	W3	96-92	18-19	Hardaway-Seikaly/23	Strong/11	Baker/30	17,248*
38	1/24	@ BOS	W4	121-117	19-19	Hardaway/28	Seikaly/15	Fox-Walker/28	17,530#
39	1/28	@ WAS	L1	82-102	19-20	Hardaway/22	Strong/8	Howard/26	18,756
40	1/29	PHO	W1	112-105	20-20	Hardaway/32	Seikaly/12	Ceballos/22	17,248*
41	1/31	@ PHI	W2	109-99	21-20	Hardaway/27	Three players/7	Iverson/26	17,807
42	2/2	HOU	W3	103-90	22-20	Seikaly/29	Grant/12	Willis/23	17,248*
43	2/4	IND	W4	111-87	23-20	Seikaly/22	Seikaly/11	Miller/18	17,248*
44	2/6	BOS	W5	119-111	24-20	Seikaly/32	Seikaly/12	Fox/30	17,248*
45	2/11	NJ	L1	98-104	24-21	Seikaly/23	Grant/14	Gil/28	17,248*
46	2/12	@ DET	L2	87-96	24-22	Anderson/20	Grant/8	Hill/31	21,454
47	2/14	@ MIN	L3	100-104	24-23	Seikaly/21	Seikaly/9	Carr/22	19,006
48	2/16	@ CHI	L4	89-110	24-24	Hardaway/20	Scott/9	Pippen/22	23,919
49	2/17	@ CHA	L5	110-124	24-25	Anderson/28	Grant/18	Rice/40	24,042
50	2/19	POR	W1	95-84	25-25	Hardaway/21	Grant/10	Wallace/20	17,248*
51	2/21	DEN	W2	99-86	26-25	Hardaway/22	Grant/8	L. Ellis/24	17,248*
52	2/23	@ IND	W3	99-90	27-25	Grant/19	Seikaly/9	Miller/26	16,673
53	2/24	DET	W4	93-84	28-25	Hardaway/29	Seikaly/8	Rotiff/17	17,248*
54	2/26	MIA	W5	98-86	29-25	Seikaly-Scott/26	Grant/10	Mashburn/21	17,248*
55	2/28	SAN	W6	94-73	30-25	Hardaway/20	Strong/11	Wilkins/19	17,248*
56	3/2	SEA	L1	101-109	30-26	Anderson/20	Seikaly/14	Payton/32	17,248*
57	3/4	@ SEA	W1	101-89	31-26	Hardaway/26	Grant/14	Payton/23	17,072
58	3/6	@ LAC	W2	94-93	32-26	Hardaway/21	Grant-Seikaly/11	Vaught/28	14,916
59	3/7	@ GS	L1	101-108	32-27	Grant/23	Seikaly/12	Smith/23	19,027
60	3/9	@ PHO	L2	85-121	32-28	Hardaway/19	Strong/8	Person/31	19,023
61	3/11	@ DEN	W1	96-91	33-28	Hardaway/27	Grant/12	Ellis/19	10,211
62	3/12	@ HOU	W2	96-95	34-28	Hardaway/31	Strong/13	Oluajwon/32	16,285
63	3/14	CHA	W3	86-81	35-28	Hardaway/27	Seikaly/12	Rice/39	17,248*
64	3/16	VAN	W4	100-89	36-28	Wilkins/17	Seikaly/8	Abdur-Rahim/22	17,248*
65	3/17	@ ATL	L1	107-112	36-29	Hardaway/35	Grant-Seikaly/9	Smith/38	15,708#
66	3/20	GS	W1	100-95	37-29	Seikaly/28	Grant/9	Smith/24	17,248*
67	3/21	@ BOS	W2	104-99	38-29	Hardaway/27	Grant-Seikaly/11	Walker-Wesley/19	17,979
68	3/23	LAL							




Front Row (L-R): Jeff Turner #31, Dennis Scott #3, Donald Royal #5, Brooks Thompson #22, Anfernee Hardaway #1, Nick Anderson #25, Brian Shaw #20, Darrell Armstrong #10, Anthony Bowie #14, David Vaughn #42.
 Back Row (L-R): Head Trainer Lenny Currier, Head Coach Brian Hill, Assistant Coach Richie Adubato, Assistant Coach Tom Sterner, Assistant Coach Tree Rollins, Geert Hammink #43, Shaquille O'Neal #32, Horace Grant #54, Jon Koncak #45, President Bob Vander Weide, General Manager John Gabriel, Strength & Conditioning Coach David Oliver, Senior Executive Vice President Pat Williams, Equipment Manager Rodney Powell. (Not pictured: Anthony Bonner and Joe Wolf)

1995/1996 REGULAR SEASON STATISTICS (60-22)

PLAYER	G	GS	-FIELD GOALS-			-3-POINT FG-			-FREE THROWS-			-REBOUNDS-			AST	PF	DQ	STL	TO	BLK	PTS	AVG	HI	
			FG	FGA	PCT	FG	FGA	PCT	FT	FTA	PCT	OFF	DEF	TOT										
O'Neal	54	52	1946	592	1033	.573	1	2	.500	249	511	.487	182	414	596	155	193	1	34	155	115	1434	26.6	49
Hardaway	82	82	3015	623	1215	.513	89	283	.314	445	580	.767	129	225	354	582	160	0	166	229	41	1780	21.7	42
Scott	82	82	3041	491	1117	.440	267	628	.425	182	222	.820	63	246	309	243	169	1	90	122	29	1431	17.5	37
Anderson	77	77	2717	400	904	.442	168	430	.391	166	240	.692	92	323	415	279	135	0	121	141	46	1134	14.7	34
Grant	63	62	2286	347	677	.513	1	6	.167	152	207	.734	178	402	580	170	144	1	62	64	74	847	13.4	29
Gattison (TOT)	25	14	570	91	190	.479	0	0	—	47	78	.603	35	79	114	14	75	0	10	40	11	229	9.2	20
Shaw	75	1	1679	182	486	.374	41	144	.285	91	114	.798	58	166	224	336	160	1	58	173	11	496	6.6	19
Royal	64	7	963	106	216	.491	0	2	.000	125	164	.762	57	96	153	42	97	0	29	52	15	337	5.3	16
Wolf (TOT)	64	8	1065	135	263	.513	0	6	.000	21	29	.724	49	138	187	63	163	4	15	42	5	291	4.5	16
Wolf (ORL)	63	8	1047	135	262	.515	0	6	.000	21	29	.724	49	136	185	63	161	4	13	40	5	291	4.6	16
Thompson	33	0	246	48	103	.466	25	64	.391	19	27	.704	4	20	24	31	35	0	12	24	0	140	4.2	21
Bowie	74	4	1078	128	272	.471	12	31	.387	40	46	.870	40	83	123	105	112	0	34	55	10	308	4.2	20
Turner	13	0	192	18	51	.353	9	27	.333	2	2	1.000	10	18	28	6	33	2	2	11	1	47	3.6	16
Bonner	4	0	43	5	15	.333	0	0	—	3	7	.429	6	13	19	4	11	0	3	3	0	13	3.3	11
Armstrong	13	0	41	16	32	.500	6	12	.500	4	4	1.000	0	2	2	5	4	0	6	6	0	42	3.2	8
Koncak	67	35	1288	84	175	.480	3	9	.333	32	57	.561	63	209	272	51	226	7	27	41	44	203	3.0	11
Vaughn	33	0	266	27	80	.338	0	1	.000	10	18	.556	33	47	8	6	8	2	6	18	15	64	1.9	10
Hammink	3	0	7	1	2	.500	0	0	—	2	4	.500	2	1	3	0	1	0	0	2	0	4	1.3	4
MAGIC	82		19855	3203	6640	.482	622	1645	.378	1543	2232	.691	966	2401	3367	2080	1709	19	663	1160	406	8571	104.5	130
OPPONENTS	82		19855	3060	6736	.454	496	1357	.366	1499	2037	.736	1087	2365	3452	1869	1827	19	644	1238	324	8115	99.0	124

GAME #	DATE	OPP	W-L STREAK	RESULT	TOTAL	MAGIC HI SCORER	MAGIC HI REBOUNDER	OPP HI SCORER	ATTENDANCE
1	11/3	CLE	W1	99-88	1-0	Hardaway/28	Grant/10	Mills/15	17,248*
2	11/4	@ ATL	L1	91-124	1-1	Shaw/19	Hardaway/7	Smith/27	13,539
3	11/6	WAS	W1	105-95	2-1	Grant-Hardaway/25	Grant/10	Howard/18	17,248*
4	11/8	NJ	W2	130-122	3-1	Hardaway/42	Anderson/15	Edwards/21	17,248*##
5	11/10	@ BOS	W3	110-94	4-1	Scott/30	Grant/14	Fox/19	18,624
6	11/11	MIA	W4	94-93	5-1	Hardaway/33	Koncak/9	Mourning/28	17,248*
7	11/14	CHI	W5	94-88	6-1	Hardaway/36	Koncak/9	Jordan/23	17,248*
8	11/16	IND	W6	89-80	7-1	Hardaway/30	Grant/15	Johnson-Pierce/18	17,248*
9	11/18	@ MIA	L1	90-93	7-2	Scott/22	Anderson/11	Owens/20	15,200
10	11/20	GS	W1	101-95	8-2	Hardaway/29	Koncak/10	Mullin/23	17,248*
11	11/22	VAN	W2	95-93	9-2	Hardaway/37	Anderson-Grant/11	Scott/20	17,248*
12	11/24	@ MIN	W3	109-98	10-2	Anderson/34	Grant-Hardaway/7	Gugliotta-Rider/29	17,377
13	11/25	@ WAS	W4	114-112	11-2	Hardaway/30	Scott/10	Pack/35	18,756
14	11/27	DET	W5	96-95	12-2	Anderson/31	Koncak/10	Houston-Mills/19	17,248*
15	11/30	DAL	W6	110-96	13-2	Scott/29	Grant/13	Dumas/22	17,248*
16	12/2	@ SAC	L1	106-109	13-3	Hardaway/22	Koncak/7	Grant/27	17,317
17	12/3	@ POR	L2	82-93	13-4	Grant-Scott/20	Grant/9	C. Robinson/22	21,401
18	12/5	@ LAC	W1	114-105	14-4	Hardaway/38	Grant/13	Vaught/22	8,199
19	12/6	@ GS	W2	109-107	15-4	Hardaway-Scott/23	Anderson/6	Hardaway/31	15,025
20	12/8	CHA	W3	105-95	16-4	Hardaway/28	Grant/7	Rice/31	17,248*
21	12/12	@ NJ	W4	109-107	17-4	Anderson/29	Grant/11	Anderson/24	20,049
22	12/13	@ CHI	L1	103-112	17-5	Hardaway/26	Grant/10	Jordan/36	23,895
23	12/15	UTA	W1	111-99	18-5	O'Neal-Scott/26	Grant-O'Neal/11	Malone/24	17,248*
24	12/17	@ TOR	L1	93-110	18-6	O'Neal/32	O'Neal/11	Stoudamire/21	25,820
25	12/20	MIN	W1	107-100	19-6	Hardaway/32	Anderson/10	Laethner/29	17,248*
26	12/22	NY	W2	111-90	20-6	O'Neal/28	O'Neal/12	Harper/21	17,248*
27	12/23	@ DET	W3	94-79	21-6	Anderson/22	O'Neal/11	Houston/19	19,795
28	12/25	HOU	W4	92-90	22-6	Hardaway-O'Neal/22	O'Neal/18	Olajuwon/30	17,248*
29	12/29	LAC	W5	122-98	23-6	O'Neal/25	O'Neal/18	Vaught/20	17,248*
30	1/3	TOR	W6	121-110	24-6	Hardaway/34	O'Neal/8	Robertson/27	17,248*
31	1/5	SEA	W7	115-93	25-6	O'Neal/38	O'Neal/13	Howkins/25	17,248*
32	1/6	@ CLE	L1	94-105	25-7	Scott/27	Royal/7	Mills/23	20,562
33	1/9	NJ	W1	92-84	26-7	Scott/23	Anderson/12	Gilliam/26	17,248*
34	1/12	MIL	W2	93-88	27-7	Scott/37	Anderson/6	Robinson/31	17,248*
35	1/13	@ SAN	L1	105-106	27-8	Hardaway/35	Anderson/10	Del Negro/30	30,256
36	1/15	@ DAL	L2	104-119	27-9	O'Neal/33	O'Neal/8	Jackson/29	17,502
37	1/17	@ PHO	W1	113-95	28-9	O'Neal/35	Scott/11	Finley/18	19,023
38	1/19	@ UTA	L1	99-111	28-10	Anderson/29	O'Neal/8	Malone/37	19,911
39	1/21	@ HOU	W1	97-96	29-10	O'Neal/29	O'Neal/16	Olajuwon/30	16,285
40	1/23	PHI	W2	105-90	30-10	O'Neal/20	O'Neal/10	Ruffin/23	17,248*
41	1/26	@ ATL	L1	84-96	30-11	O'Neal/20	Anderson-O'Neal/10	Smith/22	16,378
42	1/27	@ IND	L2	79-102	30-12	O'Neal/23	O'Neal/13	Pierce-Smiths/18	16,746
43	1/30	BOS	W1	104-99	31-12	O'Neal/30	O'Neal/19	Dany/26	17,248*
44	2/1	@ NY	L1	102-110	31-13	Anderson/30	Grant/13	Ewing/23	19,763
45	2/2	ATL	W1	108-95	32-13	O'Neal/25	Grant/16	Augmon/21	17,248*
46	2/4	SAN	W2	122-109	33-13	Anderson/33	Grant/15	Robinson/36	17,248*#
47	2/6	SAC	W3	112-102	34-13	Hardaway/24	Grant/8	Richmond/25	17,248*
48	2/7	@ DET	L1	83-97	34-14	Hardaway-Scott/16	O'Neal/9	Houston/31	21,454
49	2/12	DEN	W1	121-93	35-14	O'Neal/30	O'Neal/9	D. Ellis/18	17,248*
50	2/16	MIL	W2	121-91	36-14	O'Neal/31	Grant/11	Benjamin-Conlon/13	17,248*
51	2/17	@ MIA	W3	95-93	37-14	O'Neal/31	Grant/18	Mourning/27	15,200
52	2/20	PHI	W4	123-104	38-14	O'Neal/24	O'Neal/13	Ruffin/32	17,248*
53	2/21	@ IND	W5	99-97	39-14	Scott/32	O'Neal/11	McKey/21	16,719
54	2/23	@ MIL	W6	115-102	40-14	Hardaway/19	Grant/9	Baker/25	18,633
55	2/25	@ CHI	L1	91-111	40-15	O'Neal/33	O'Neal/16	Kukac/24	24,102
56	2/28	MIA	W1	116-112	41-15	O'Neal/31	O'Neal/14	Hardaway/22	17,248*
57	2/29	@ NJ	W2	114-98	42-15	O'Neal/33	O'Neal/9	Childs/25	20,049
58	3/2	POR	W3	115-89	43-15	O'Neal/41	O'Neal/17	C. Robinson/26	17,248*
59	3/4	@ PHI	W4	110-97	44-15	Scott/26	Grant/13	Ruffin/17	17,291
60	3/5	@ CHA	W5	123-97	45-15	Anderson/28	O'Neal/10	Johnson/27	24,042
61	3/8	CHA	W6	117-112	46-15	O'Neal/36	Grant/12	Johnson/35	17,248*#
62	3/10	PHO	W7	122-106	47-15	O'Neal/25	Grant/11	Manning/32	17,248*
63	3/12	@ DEN	L1	93-110	47-16	Anderson/21	O'Neal/11	Sith/23	17,171
64	3/13	@ SEA	L2	99-100	47-17	Hardaway/22	O'Neal/11	Poyton/23	17,072
65	3/15	@ VAN	W1	92-87	48-17	Hardaway/29	O'Neal/14	Murdock/16	19,193#
66	3/17	@ LAL	W2	98-97	49-17	Grant-O'Neal/26	Grant/17	Campbell/22	17,505
67	3/19	DET	W3	113-91	50-17	Grant/26			




Front row (L-R): Dennis Scott #3, Jeff Turner #31, Donald Royal #5, Arfennee Hardaway #1, Nick Anderson #25, Brian Shaw #20, Brooks Thompson #22, Greg Grant #8, Anthony Bowie #14.
 Back row (L-R): Equipment Manager Rodney Powell, Head Trainer Lenny Currier, Head Coach Brian Hill, Assistant Coach Richie Adubato, Pro Scout/ Assistant Coach Tom Sterner, Anthony Avent #00, Shaquille O'Neal #32, Keith Tower #55, Assistant Coach Tree Rollins #30, Geert Hammink #43, Harace Grant #54, President Bob Vander Weide, General Manager Pat Williams, Vice President of Basketball Operations/Player Personnel John Gabriel, Strength and Conditioning Coach David Oliver.

1994/1995 REGULAR SEASON STATISTICS (57-25)

PLAYER	G	GS	-FIELD GOALS-			-3-POINT FG-			-FREE THROWS-			-REBOUNDS-			AST	PF	DQ	STL	TO	BLK	PTS	AVG	HI	
			FG	FGA	PCT	FG	FGA	PCT	FT	FIA	PCT	OFF	DEF	TOT										
O'Neal	79	79	2923	930	1594	.583	0	5	.000	455	854	.533	328	573	901	214	258	1	73	204	192	2315	29.3	46
Hardaway	77	77	2901	585	1142	.512	87	249	.349	356	463	.769	139	197	336	551	158	1	130	258	26	1613	20.9	39
Anderson	76	76	2588	439	923	.476	179	431	.415	143	203	.704	85	250	335	314	124	0	125	141	22	1200	15.8	35
Scott	62	10	1499	283	645	.439	150	352	.426	86	114	.754	25	121	146	131	119	1	45	57	14	802	12.9	38
Grant	74	74	2693	401	707	.567	0	8	.000	146	211	.692	223	492	715	173	203	2	76	85	88	948	12.8	29
Royal	70	68	1841	206	434	.475	0	4	.000	223	299	.746	83	196	279	198	156	0	45	125	16	635	9.1	21
Shaw	78	9	1836	192	494	.389	48	184	.261	70	95	.737	52	189	241	406	184	1	73	184	18	502	6.4	17
Bowie	77	4	1261	177	369	.480	12	40	.300	61	73	.836	54	85	139	159	138	1	47	86	21	427	5.5	22
Turner	49	5	576	73	178	.410	27	75	.360	26	29	.897	23	74	97	38	102	2	12	22	3	199	4.1	16
Hammink	1	0	7	1	3	.333	0	0	—	2	2	1.000	0	2	2	1	1	0	0	0	4	4.0	4	
Avent	71	3	1066	105	244	.430	0	—	—	48	75	.640	97	196	293	41	170	1	28	53	50	258	3.6	11
Armstrong	3	0	8	3	8	.375	2	6	.333	2	2	1.000	1	0	1	3	3	0	1	1	0	10	3.3	5
Thompson	38	2	246	45	114	.395	18	58	.310	8	12	.662	7	16	23	43	46	1	10	27	2	116	3.1	20
Rollins	51	3	478	20	42	.476	0	0	—	21	31	.677	31	64	95	9	63	0	7	23	36	61	1.2	8
Tower	3	0	7	0	2	.000	0	0	—	1	2	.500	1	2	3	0	1	0	0	1	0	1	0.3	1
MAGIC	82	19930	3460	6899	.502	523	1412	.370	1648	2465	.669	1149	2457	3606	2281	1726	11	672	1297	488	9091	110.9	152	
OPPONENTS	82	19930	3242	7093	.457	468	1239	.378	1560	2106	.741	1136	2226	3362	1986	1954	21	700	1234	367	8512	103.8	128	

GAME #	DATE	OPP	W-L STREAK	RESULT	TOTAL	MAGIC HI SCORER	MAGIC HI REBOUNDER	OPP HI SCORER	ATTENDANCE
1	11/4	@ WAS	L1	108-110	0-1	O'Neal/28	O'Neal/12	Gugliotta/24	18,756
2	11/5	PHI	W1	122-107	1-1	O'Neal/30	Royal/14	Weather Spoon/27	16,010*
3	11/9	@ CHA	W2	130-128	2-1	O'Neal/46	O'Neal/20	Mourning/26	23,698*
4	11/10	@ NY	L1	99-101	2-2	O'Neal/41	O'Neal/17	Ewing/24	19,763
5	11/12	@ PHI	W1	116-103	3-2	O'Neal/28	O'Neal/12	Wright/19	17,247
6	11/15	WAS	W2	122-102	4-2	O'Neal/29	O'Neal/Grant/13	Hawkins/32	16,010*
7	11/18	IND	W3	113-103	5-2	Anderson/25	Anderson/12	Coleman/22	16,010*
8	11/21	MIA	W4	124-89	6-2	Hardaway/30	Grant/12	Wills/20	16,010*
9	11/23	HOU	W5	117-94	7-2	O'Neal/30	Grant/14	Olojuwon/27	16,010*
10	11/25	@ BOS	W6	124-118	8-2	O'Neal/35	Grant/14	Rodriguez/30	14,890
11	11/26	@ MIL	W7	113-105	9-2	Hardaway/35	O'Neal/12	Doy/26	18,633
12	11/30	SAC	W8	114-107	10-2	O'Neal/41	Grant/11	Richmond/20	16,010*
13	12/2	NY	W9	125-100	11-2	O'Neal/38	O'Neal/10	Ewing/15	16,010*
14	12/3	@ ATL	L1	105-107	11-3	O'Neal/27	O'Neal/15	Augmon/21	15,752
15	12/6	@ CLE	W1	114-97	12-3	Anderson/O'Neal/26	Grant/10	Brandon-Williams/14	20,562
16	12/7	CLE	W2	90-75	13-3	O'Neal/33	O'Neal/11	Mills/14	16,010*
17	12/9	@ MIA	W3	110-96	14-3	O'Neal/25	Grant/11	Owens/21	15,200
18	12/10	ATL	W4	109-98	15-3	O'Neal/33	Grant/13	Blylock/15	16,010*
19	12/12	@ NJ	L1	101-128	15-4	O'Neal/18	Grant/17	Coleman/22	20,049
20	12/14	DEN	W1	120-96	16-4	O'Neal/24	Avent/11	Slater/16	16,010*
21	12/16	@ GS	W2	131-128	17-4	O'Neal/40	O'Neal/18	Sprewell/40	15,025*
22	12/17	@ SEA	L1	84-124	17-5	O'Neal/15	Anderson/8	Poyton/31	16,852
23	12/20	@ POR	W1	108-104	18-5	O'Neal/30	O'Neal/11	Drexler/26	12,888
24	12/21	@ LAC	W2	102-91	19-5	O'Neal/32	Grant/13	Murray/18	12,498
25	12/23	MIL	W3	123-91	20-5	O'Neal/32	Grant/11	Robinson/20	16,010*
26	12/26	@ WAS	W4	128-121	21-5	Anderson/35	Grant/12	Howard/24	18,756*
27	12/27	MIA	W5	103-83	22-5	O'Neal/28	Grant/15	Rice/20	16,010*
28	12/27	@ CHA	L1	123-125	22-6	O'Neal/30	O'Neal/17	Curry/28	23,698
29	12/30	LAC	W1	116-105	23-6	O'Neal/38	Grant/17	Vaught/21	16,010*
30	1/4	NY	W2	113-110	24-6	Hardaway/33	Grant/10	Coleman/19	16,010*
31	1/6	MIN	W3	121-99	25-6	O'Neal/34	Grant/10	Rider/32	16,010*
32	1/9	@ DET	W4	108-88	26-6	Hardaway/26	Grant/14	Dumas/19	21,454
33	1/10	@ CHI	L1	77-109	26-7	O'Neal/17	O'Neal/12	Pippen/26	22,529
34	1/11	DET	W1	124-107	27-7	O'Neal/37	Grant/O'Neal/7	Dumas/21	16,010*
35	1/13	@ ATL	W2	101-96	28-7	Hardaway/26	Hardaway/13	Blylock/18	16,378
36	1/14	PHI	W3	91-70	29-7	O'Neal/31	O'Neal/10	Wright/18	16,010*
37	1/17	CHA	W4	109-98	30-7	O'Neal/35	O'Neal/15	Mourning/33	16,010*
38	1/18	@ DAL	W5	108-97	31-7	O'Neal/42	O'Neal/10	Mastbaum/29	17,502
39	1/20	@ DEN	W6	112-108	32-7	Hardaway/27	Grant/O'Neal/12	Mutombo/15	17,171#
40	1/22	@ PHO	L1	110-111	32-8	O'Neal/24	Grant/12	Williams/15	19,023#
41	1/25	BOS	W1	110-97	33-8	O'Neal/31	O'Neal/15	Mojete/29	16,010*
42	1/26	CHI	W2	102-99	34-8	O'Neal/37	O'Neal/17	Rodriguez/29	16,010*
43	1/28	MIL	W3	107-103	35-8	Grant/25	Grant/14	Bloom/16	16,010*
44	2/2	SEA	L1	103-106	35-9	O'Neal/39	O'Neal/15	Baker/27	16,010*
45	2/3	@ IND	L2	106-118	35-10	Scott/35	O'Neal/15	Poyton/26	16,010*
46	2/5	NY	W1	103-100	36-10	O'Neal/41	O'Neal/15	Smith/27	16,010*
47	2/8	DAL	W2	110-92	37-10	Hardaway/20	O'Neal/10	Ewing/38	16,010*
48	2/14	IND	W3	111-92	38-10	Scott/18	Grant/16	Jones/14	16,010*
49	2/15	@ CLE	L1	99-100	38-11	O'Neal/26	Anderson/O'Neal/9	Smith/20	16,010*
50	2/17	PHI	W1	129-83	39-11	Hardaway/31	Grant/O'Neal/9	Brandon/31	20,562*
51	2/19	@ MIN	L1	95-100	39-12	O'Neal/36	O'Neal/12	Williams/19	16,010*
52	2/20	@ MIL	W1	152-104	40-12	O'Neal/30	Grant/12	Rider/33	19,934
53	2/23	@ BOS	L1	117-119	40-13	O'Neal/38	Grant/9	Doy-Robinson/22	18,633
54	2/24	BOS	W1	129-103	41-13	Anderson/27	Anderson/9	Rodriguez/21	15,242
55	2/26	CHI	W2	105-103	42-13	Hardaway/27	Anderson/9	Rodriguez/21	16,010*
56	2/28	NY	W3	118-106	43-13	O'Neal/41	Rollins/10	Kokoc/22	16,010*
57	3/2	@ HOU	W4	107-96	44-13	Hardaway/39	Grant/14	Ewing/32	16,010*
58	3/3	@ SA	L1	111-112	44-14	O'Neal/36	O'Neal/20	Drexler/25	16,611
59	3/5	ATL	W1	113-111	45-14	O'Neal/30	O'Neal/12	Robinson/24	16,010*
60	3/8	LAL	W2	114-110	46-14	O'Neal/46	O'Neal/11	Smith/23	16,010*
61	3/10	POR	W3	97-85	47-14	O'Neal/26	O'Neal/15	Peeler/26	16,010*
62	3/12	SA	W4	110-104	48-14	Hardaway/31	O'Neal/13	Thorp/21	16,010*
63	3/14	UTA	L1	95-108	48-15	O'Neal/29	Grant/14	Robinson/34	16,010*
64	3/15	@ NJ	L2	99-108	48-16	O'Neal/34	O'Neal/17	Malone/27	16,010*
65	3/17	@ IND	L3	97-107	48-17	O'Neal/28	O'Neal/14	Coleman/36	20,049
66	3/21	PHO	W1	126-102	49-17	Hardaway/O'Neal/26	O'Neal/11	Grant/21	16,010*
67	3/23	CHA	W2	105-93	50-17	O'Neal/34	O'Neal/15	Barkley/23	16,010*
68	3/24	@ CHI	W3	106-99	51-17	O'Neal/24	O'Neal/16	Mourning/35	16,010*
69	3/26	GS	W4	132-98	52-17	Scott/32	O'Neal/12	Armstrong/23	24,247
70	3/28	@ SAC	L1	106-117	52-18	O'Neal/32	O'Neal/12	Sprewell/25	16,010*
71	3/31	@ UTA	W1	101-98	53-18	O'Neal/28	O'Neal/11	Richmond/35	17,317
72	4/2	@ LAL	L1	112-119	53-19	O'Neal/27	O'Neal/12	Malone/26	19,911
73	4/5	DET	W1	128-125	54-19	O'Neal/40	O'Neal/19	Ceballos/33	17,505
74	4/7	@ DET	L1	94-104	54-20	O'Neal/31	O'Neal/19	Dumas/41	16,010*
75	4/8	@ PHI	L2	99-109	54-21	Grant/25	O'Neal/18	Houston/25	21,454
76	4/11	CLE	W1	107-90	55-21	O'Neal/30	Grant/15	Barros/25	18,168
77	4/13	@ BOS	L1	114-119	55-22	Grant/29	O'Neal/12	Hill/24	16,010*
78	4/15	@ MIA	L2	117-123	55-23	O'Neal/38	O'Neal/16	Rodriguez/29	14,890
79	4/17	WAS	W1	111-110	56-23	O'Neal/34	O'Neal/12	Rice/56	15,200
80	4/19	@ WAS	L1	117-123	56-24	Hardaway/35	Grant/13	Three players/21	16,010*
81	4/21	IND	W1	110-86	57-24	Grant/O'Neal/20	O'Neal/13	Overton/30	18,756*
82	4/23	@ NY	L1	99-113	57-25	Scott/38	Avent/10	Miller/14	16,010*




Front Row (L-R): Dennis Scott #3, Anthony Bowie #14, Anfernee Hardaway #1, Scott Skiles #4, Nick Anderson #25, Litterial Green #11, Donald Royal #5, Todd Lichti #24.

Back Row (L-R): Trainer Lenny Currier, Head Coach Brian Hill, Strength and Conditioning Coach David Oliver, Assistant Coach Bob Hill, Assistant Coach Tree Rollins, Anthony Cook #00, Keith Tower #55, Shaquille O'Neal #32, Greg Kite #34, Jeff Turner #31, Larry Krystkowiak #42, General Manager Pat Williams, President Bob Vander Weide, Vice President of Basketball Operations/Player Personnel John Gabriel, Video Scout Tom Sterner, Equipment Manager Rodney Powell.

1993/1994 REGULAR SEASON STATISTICS (50-32)

PLAYER	G	GS	-FIELD GOALS-			-3-POINT FG-			-FREE THROWS-			-REBOUNDS-			AST	PF	DQ	STL	TO	BLK	PTS	AVG	HI	
			FG	FGA	PCT	FG	FGA	PCT	FT	FTA	PCT	OFF	DEF	TOT										
O'Neal	81	81	3224	953	1591	.599	0	2	.000	471	850	.554	384	688	1072	195	281	3	76	222	231	2377	29.3	53
Hardaway	82	82	3015	509	1092	.466	50	187	.267	245	330	.742	192	247	439	544	205	2	190	292	51	1313	16.0	32
Anderson	81	81	2811	504	1054	.478	101	314	.322	168	250	.672	113	363	476	294	148	1	134	165	33	1277	15.8	36
Scott	82	37	2283	384	949	.405	155	388	.399	123	159	.774	54	164	218	216	161	0	81	93	32	1046	12.8	32
Skiles	82	46	2303	276	644	.429	68	165	.412	195	222	.878	42	147	189	503	171	1	47	193	2	815	9.9	27
Royal	74	0	1357	174	347	.501	0	2	.000	199	269	.740	94	154	248	61	121	1	50	76	16	547	7.4	18
Turner	68	51	1536	199	426	.467	18	55	.327	35	45	.778	79	192	271	60	239	1	23	75	11	451	6.6	22
Avent (TOT)	74	40	1371	150	398	.377	0	0	---	89	123	.724	144	194	338	65	147	0	33	85	31	389	5.3	19
Avent (ORL)	41	20	676	58	170	.341	0	0	---	28	44	.636	84	100	184	32	87	0	17	42	11	144	3.5	13
Krystkowiak	34	11	682	71	148	.480	0	1	.000	31	39	.795	38	85	123	35	74	0	14	29	4	173	5.1	14
Bowie	70	0	948	139	289	.481	1	18	.056	41	49	.837	29	91	120	102	81	0	32	58	12	320	4.6	16
Green	29	0	126	22	57	.386	1	4	.250	28	37	.757	6	6	12	9	16	0	6	13	1	73	2.5	16
Hamminck	1	0	3	1	3	.333	0	0	---	0	0	---	1	0	1	1	1	0	0	0	0	2	2.0	2
Lichti	4	0	20	4	9	.444	0	0	---	0	0	---	3	1	4	2	3	0	2	2	0	8	2.0	6
Rollins	45	1	384	29	53	.547	0	0	---	18	30	.600	33	63	96	9	55	1	7	13	35	76	1.7	8
Kite	29	0	309	13	35	.371	0	0	---	8	22	.364	22	48	70	4	6	0	2	17	12	34	1.2	4
Tower	11	0	32	4	9	.444	0	0	---	0	0	---	0	6	6	1	6	0	0	0	0	8	0.7	4
Williams	3	0	19	1	6	.167	0	1	.000	0	0	---	3	1	4	2	3	0	2	0	3	2	0.7	2
Cook	2	0	2	0	1	.000	0	0	---	0	0	---	0	0	0	0	0	0	1	2	0	0	0.0	0
MAGIC	82	19730	3341	6883	485	394	1137	.347	1590	2346	.678	1177	2356	3533	2070	1713	10	683	1327	456	8666	105.7	145	
OPPONENTS	82	19730	3263	7125	458	296	847	.349	1525	2047	.745	1197	2305	3502	2103	1844	16	756	1228	442	8347	101.8	128	

GAME #	DATE	OPP	W-L STREAK	RESULT	TOTAL	MAGIC HI SCORER	MAGIC HI REBOUNDER	OPP HI SCORER	ATTENDANCE
1	11/5	@ MIA	W1	116-96	1-0	O'Neal/42	O'Neal/12	Seikaly/21	15,200
2	11/6	PHI	W2	114-89	2-0	O'Neal/36	Three players/7	Hornacek/20	15,291*
3	11/9	IND	W3	104-98	3-0	O'Neal/37	O'Neal/9	Miller/25	15,291*
4	11/11	@ CHA	L1	87-120	3-1	O'Neal/19	O'Neal/8	Curry/22	23,698
5	11/12	MIA	L2	100-115	3-2	Anderson/29	Anderson/9	Rice/30	15,291*
6	11/16	UTA	W1	114-96	4-2	Skiles/25	O'Neal/10	Malone/30	15,291*
7	11/17	@ DET	L1	92-98	4-3	O'Neal/25	O'Neal/13	Laubmeier/26	21,545
8	11/19	@ BOS	L2	106-115	4-4	O'Neal/41	O'Neal/10	Radjo/19	14,890
9	11/20	@ NJ	W1	87-85	5-4	Anderson/25	O'Neal/28	Gilliam/25	20,049
10	11/23	GS	W2	127-107	6-4	Anderson/28	Anderson/9	Sprewell/18	15,291*
11	11/27	@ WAS	L1	110-112	6-5	Anderson/35	O'Neal/11	Adams/24	18,756
12	12/1	POR	W1	114-106	7-5	O'Neal/26	O'Neal/11	Grant/17	15,291*
13	12/3	SA	L1	84-94	7-6	O'Neal/21	O'Neal/19	Robinson/23	15,291*
14	12/4	@ CLE	W1	87-83	8-6	O'Neal/23	O'Neal/15	Priest/17	20,273
15	12/7	DET	W2	91-89	9-6	O'Neal/27	O'Neal/16	Dumars/28	15,291*
16	12/9	@ IND	L1	105-111	9-7	O'Neal/49	O'Neal/11	Miller/23	15,171
17	12/10	BOS	W1	117-102	10-7	O'Neal/30	O'Neal/12	Radjo/22	15,291*
18	12/12	@ POR	W2	103-88	11-7	O'Neal/23	O'Neal/11	Porter/21	12,888
19	12/14	@ SEA	L1	100-124	11-8	Royal/17	O'Neal/11	Pierce/24	14,813
20	12/15	@ LAC	L2	109-110	11-9	O'Neal/31	O'Neal/14	Harper/27	13,909
21	12/17	@ PHO	W1	104-101	12-9	O'Neal/36	O'Neal/15	Barkley/26	19,023
22	12/19	@ SAC	W2	97-91	13-9	O'Neal/27	O'Neal/17	Richmond/32	17,317
23	12/21	LAL	L1	102-109	13-10	O'Neal/33	O'Neal/10	Christie/31	15,291*
24	12/23	NJ	W1	122-112	14-10	O'Neal/34	O'Neal/15	Coleman/27	15,291*
25	12/25	@ CHI	L1	93-95	14-11	Anderson/24	O'Neal/11	Pippen/28	18,676
26	12/27	SAC	W1	122-110	15-11	O'Neal/32	O'Neal/17	Richmond/40	15,291*
27	12/29	ATL	L1	90-92	15-12	Anderson/31	O'Neal/13	Blaylock/18	15,291*
28	12/30	@ MIA	W1	108-100	16-12	O'Neal/27	O'Neal/19	Rice/24	15,200
29	1/4	@ NY	L1	95-100	16-13	O'Neal/26	Anderson/8	Starks/39	19,763
30	1/5	CHI	W1	105-90	17-13	O'Neal/28	O'Neal/12	Pippen/20	15,291*
31	1/8	WAS	W2	112-101	18-13	O'Neal/29	O'Neal/19	McLean/31	15,291*
32	1/10	HOU	W3	115-100	19-13	Hardaway/O'Neal/28	O'Neal/7	Olajuwon/11	15,291*
33	1/12	CLE	L1	109-118	19-14	Hardaway/25	O'Neal/9	Wilkins/38	15,291*
34	1/14	@ MIN	L2	92-96	19-15	O'Neal/25	Turner/O'Neal/9	Rider/19	19,006
35	1/15	@ MIL	W1	113-105	20-15	O'Neal/33	O'Neal/14	Brickowski/32	18,633
36	1/17	@ CLE	L1	107-114	20-16	O'Neal/31	O'Neal/10	Wilkins/26	20,273
37	1/19	LAC	W1	108-96	21-16	O'Neal/40	O'Neal/19	Harper/21	15,291*
38	1/21	NY	W2	106-103	22-16	O'Neal/37	O'Neal/17	Ewing/36	15,291*
39	1/22	@ PHI	W3	121-112	23-16	O'Neal/33	Anderson/14	Bradley/24	18,168
40	1/25	WAS	W4	112-89	24-16	O'Neal/22	O'Neal/12	Gugliotta/23	15,291*
41	1/26	@ CHA	W5	145-120	25-16	O'Neal/36	Hardaway/O'Neal/9	Johnson/29	23,698
42	1/28	MIA	L1	97-106	25-17	Anderson/O'Neal/21	O'Neal/11	Rice/34	15,291*
43	1/29	@ WAS	W1	103-99	26-17	O'Neal/27	Anderson/11	Cheaney/26	18,756
44	2/2	@ ATL	L1	99-118	26-18	O'Neal/22	O'Neal/8	Wilkins/26	16,368
45	2/4	MIL	L2	92-98	26-19	O'Neal/29	Hardaway/13	Brickowski/21	15,291*
46	2/6	@ NY	L3	77-95	26-20	O'Neal/22	O'Neal/13	Ewing/32	19,763
47	2/9	ATL	W1	104-87	27-20	O'Neal/37	O'Neal/13	Wilkins/30	15,291*
48	2/15	BOS	W2	102-92	28-20	O'Neal/36	O'Neal/24	Radjo/Gamble/14	15,291*
49	2/18	SEA	W3	124-93	29-20	O'Neal/38	O'Neal/20	Gill/20	15,291*
50	2/20	@ MIL	W4	109-104	30-20	O'Neal/38	O'Neal/14	Baker-Day/20	18,174
51	2/23	IND	W5	103-99	31-20	O'Neal/28	Avent/8	Smits/16	15,291*
52	2/25	NJ	W6	114-102	32-20	Anderson/28	O'Neal/15	Anderson/33	15,291*
53	2/27	CHA	W7	114-103	33-20	O'Neal/21	O'Neal/11	Curry/26	15,291*
54	3/1	@ HOU	L1	85-97	33-21	Hardaway/Scott/21	O'Neal/13	Olajuwon/26	16,611
55	3/3	@ DAL	W1	107-94	34-21	O'Neal/43	O'Neal/16	Jackson/21	17,171
56	3/5	@ DEN	L1	89-98	34-22	Hardaway/23	O'Neal/16	Williams	17,171
57	3/6	@ SA	L2	103-111	34-23	O'Neal/32	O'Neal/11	Robinson/36	34,325
58	3/8	DEN	W1	95-88	35-23	O'Neal/29	O'Neal/16	Abdul-Rauf/22	15,291*
59	3/9	@ PHI	W2	117-101	36-23	O'Neal/40	O'Neal/14	J. Malone/20	17,532
60	3/11	PHI	W3	112-105	37-23	O'Neal/28	O'Neal/21	J. Malone/26	15,291*
61	3/13	PHO	L1	93-100	37-24	O'Neal/39	O'Neal/14	Two players/30	15,291*
62	3/15	@ CHI	L2	98-108	37-25	O'Neal/23	O'Neal/13	Pippen/25	18,676
63	3/16	DAL	W1	101-98	38-25	O'Neal/34	O'Neal/21	Mashburn/34	15,291*
64	3/18	CLE	W2	113-96	39-25	O'Neal/38	O'Neal/15	Williams/21	15,291*
65	3/20	@ LAL	L1	91-97	39-26	O'Neal/29	O'Neal/16	Threetho/30	17,505
66	3/22	@ GS	L2	116-117	39-27	O'Neal/29	O'Neal/12	Webber/25	15,025
67	3/23	@ UTA	W1	98-93	40-27	Hardaway/21	O'Neal/8	Malone/27	19,911
68	3/27	NY	L1	90-111	40-28	O'Neal/30	O'Neal/16	Ewing/31	15,291*
69	3/29	WAS	W1	120-101	41-28	O'Neal/25	O'Neal-Turner/10	McLean/23	15,291*
70	4/1	@ NJ	W2	98-96	42-28	Hardaway/27	O'Neal/16	Coleman/26	20,049
71	4/2	@ IND	L1	113-128	42-29	O'Neal/36	O'Neal/17	Miller/38	16,653
72	4/5	MIL	W1	104-97	43-29	Turner/22	O'Neal/17	Two players/22	15,291*
73	4/8	DET	W2	117-103	44-29	O'Neal/40	O'Neal/16	Mills/28	15,291*
74	4/9	@ MIA	W3	125-105	45-29				



Front Row (L-R): Jerry Reynolds #35, Dennis Scott #3, Nick Anderson #25, Chris Corchiani #13, Scott Skiles #4, Litteral Green #11, Donald Royal #5, Anthony Bowie #14.
 Back Row (L-R): Assistant Coach Brian Hill, Director of Player Personnel John Gabriel, COO/General Manager Pat Williams, Head Coach Matt Guokas, Greg Kite #34, Brian Williams #8, Shaquille O'Neal #32, Jeff Turner #31, Terry Catledge #33, Vice-President of Basketball Operations Bob Vander Weide, Strength and Conditioning Coach David Oliver, Video Scout Tom Sterner, Trainer Lenny Currier.

1992/1993 REGULAR SEASON STATISTICS (41-41)

PLAYER	--FIELD GOALS--			--3-POINT FG--			--FREE THROWS--			--REBOUNDS--														
	G	GS	MIN	FG	FGA	PCT	FG	FGA	PCT	FT	FTA	PCT	OFF	DEF	TOT	AST	PF	DQ	STL	TO	BLK	PTS	AVG	HI
O'Neal	81	81	3071	733	1304	.562	0	2	.000	427	721	.592	342	780	1122	152	321	8	60	307	286	1893	23.4	46
Anderson	79	76	2920	594	1324	.449	88	249	.353	298	402	.741	122	355	477	265	200	1	128	164	56	1574	19.9	50
Scott	54	43	1759	329	763	.431	108	268	.403	92	117	.786	38	148	186	136	131	3	57	104	18	858	15.9	41
Skiles	78	78	3086	416	891	.467	80	235	.340	289	324	.892	52	238	290	735	244	4	86	267	2	1201	15.4	32
Royal	77	0	1636	194	391	.496	0	3	.000	318	390	.815	116	179	295	80	179	4	36	113	25	706	9.2	28
Tolbert	72	61	1838	226	454	.498	9	28	.321	122	168	.726	133	279	412	91	192	4	33	124	21	583	8.1	24
Bowie	77	45	1761	268	569	.471	15	48	.313	67	84	.798	36	158	194	175	131	0	54	84	14	618	8.0	23
Turner	75	20	1479	231	437	.529	10	17	.588	56	70	.800	74	178	252	107	192	2	19	66	9	528	7.0	23
Catledge	21	1	262	36	73	.493	0	0	---	27	34	.794	18	28	46	5	31	1	4	25	1	99	4.7	12
Corchiani	9	0	102	13	23	.565	0	3	.000	16	21	.762	1	6	7	16	17	0	6	8	0	42	4.7	12
Dele	21	0	240	40	78	.513	0	1	.000	16	20	.800	24	32	56	5	48	2	14	25	17	96	4.6	14
Green	52	4	626	87	198	.439	1	10	.100	60	96	.625	11	23	34	116	70	0	23	42	4	235	4.5	12
Kerr (TOT)	52	0	481	53	122	.434	6	26	.231	22	24	.917	5	40	45	70	36	0	10	27	1	134	2.6	12
Kerr (ORL)	47	0	440	48	112	.429	6	24	.250	20	22	.909	5	33	38	59	34	0	8	25	1	122	2.6	12
Wright	4	0	10	4	5	.800	0	0	---	0	2	.000	1	1	2	0	0	0	0	0	0	8	2.0	8
Kite	64	1	640	38	84	.452	0	1	.000	13	24	.542	66	127	193	10	133	1	13	35	12	89	1.4	10
Williams	3	0	10	0	2	.000	0	0	---	0	0	---	1	1	2	0	2	0	1	0	1	0	0.0	0
MAGIC	82		19880	3257	6708	.486	317	889	.357	1821	2495	.730	1040	2566	3606	1952	1925	30	542	1429	467	8652	105.5	130
OPPONENTS	82		19880	3307	7255	.456	248	754	.329	1682	2306	.729	1166	2271	3437	2091	1975	27	715	1119	401	8544	104.2	127

GAME #	DATE	OPP	W-L	STREAK	RESULT	TOTAL	MAGIC HI SCORER	MAGIC HI REBOUNDER	OPP HI SCORER	ATTENDANCE
1	11/6	MIA	W1		110-100	1-0	Anderson/42	O'Neal/18	Burton/23	15,151*
2	11/7	@ WAS	W2		103-98	2-0	O'Neal/22	O'Neal/15	Adams/19	18,756
3	11/10	CHA	L1		108-112	2-1	O'Neal/35	O'Neal/13	Newman/23	15,151*
4	11/12	WAS	W1		127-100	3-1	O'Neal/31	O'Neal/21	Price/22	15,151*
5	11/14	@ NJ	L1		113-124	3-2	Anderson/34	O'Neal/15	Morris/32	20,049
6	11/18	@ PHI	W1		120-110	4-2	O'Neal/29	O'Neal/19	Hawkins/32	13,711
7	11/19	GS	W2		126-102	5-2	Anderson/30	O'Neal/16	Mullin/16	15,151*
8	11/21	@ NY	L1		77-92	5-3	Anderson/27	O'Neal/17	Smith/22	19,763
9	11/25	HOU	W1		107-94	6-3	Skiles/30	O'Neal/13	Olajuwon/26	15,151*
10	11/27	@ IND	W2		130-116	7-3	Skiles/32	O'Neal/11	Miller/29	16,530
11	11/28	CLE	W3		95-93	8-3	Scott/28	O'Neal/14	Nance/24	15,151*
12	12/1	@ SEA	L1		102-116	8-4	Anderson/28	O'Neal/11	Pierce/27	14,809
13	12/3	@ LAC	L2		104-122	8-5	O'Neal/26	O'Neal/9	Norman/33	15,567
14	12/5	@ GS	L3		104-119	8-6	Anderson/25	O'Neal/17	Mullin/31	15,025
15	12/8	BOS	L4		102-117	8-7	O'Neal/26	O'Neal/15	Lewis/29	15,151*
16	12/9	@ DET	L5		103-108	8-8	Scott/38	O'Neal/11	Dumas/39	21,454
17	12/11	PHO	L6		107-108	8-9	O'Neal/26	O'Neal/17	Chambers/27	15,151*
18	12/15	PHI	W1		119-107	9-9	Scott/25	O'Neal/14	Hawkins/20	15,151*
19	12/17	SAC	W2		112-91	10-9	Anderson/25	O'Neal/20	Richmond/19	15,151*
20	12/19	@ ATL	W3		125-84	11-9	Scott/28	O'Neal/19	Augmon/19	15,151*
21	12/22	UTA	W4		101-98	12-9	O'Neal/28	O'Neal/14	K. Malone/30	13,951
22	12/26	@ MIA	L1		100-106	12-10	O'Neal/18	O'Neal/11	Edwards/22	15,008
23	12/28	MIL	W1		110-94	13-10	Scott/25	O'Neal/14	Two players/18	15,151*
24	12/30	LAL	L1		93-96	13-11	Anderson/30	O'Neal/23	Perkins/21	15,151*
25	1/2	DET	L2		97-98	13-12	O'Neal/29	O'Neal/15	Dumas/32	15,151*
26	1/5	NJ	L3		99-102	13-13	O'Neal/29	O'Neal/12	Petrovic/29	15,151*
27	1/8	NY	W1		95-94	14-13	Scott/29	O'Neal/13	Ewing/21	15,151*
28	1/9	IND	L1		88-104	14-14	O'Neal/30	O'Neal/20	Miller/16	15,151*
29	1/12	CHI	L2		106-122	14-15	Anderson/24	O'Neal/11	Grant/26	15,151*
30	1/15	@ BOS	W1		113-94	15-15	Bowie-Skiles/23	O'Neal/12	Parish/19	14,890
31	1/16	@ CHI	W2		128-124	16-15	Skiles/31	O'Neal/24	Jordan/64	18,676#
32	1/18	@ PHI	L1		118-124	16-16	O'Neal/38	O'Neal/16	Hornacek/32	16,350#
33	1/22	MIA	L2		104-110	16-17	Bowie/18	O'Neal/11	Rice/31	15,151*
34	1/23	DAL	W1		127-106	17-17	O'Neal/38	O'Neal/13	Harper/17	15,151*
35	1/26	ATL	W2		120-106	18-17	O'Neal/26	Tolbert/16	Wilkins/27	15,151*
36	1/28	@ CLE	L1		113-127	18-18	O'Neal/25	Anderson/10	Price/29	20,273
37	1/29	BOS	L2		105-116	18-19	O'Neal/26	O'Neal/13	Lewis/28	15,151*#
38	2/1	@ SAC	W1		119-115	19-19	Anderson/31	Anderson/14	Richmond/28	17,317
39	2/2	@ LAL	W2		110-97	20-19	O'Neal/19	O'Neal/14	Peeler/24	17,505
40	2/5	@ POR	W3		114-106	21-19	Anderson/27	O'Neal/11	Drexler/32	12,888
41	2/7	@ PHO	L1		105-121	21-20	Anderson/26	Tolbert/10	Dumas/31	19,023
42	2/8	@ UTA	L2		96-108	21-21	Skiles/25	O'Neal/11	K. Malone/23	19,911
43	2/10	CLE	W1		96-87	22-21	Skiles/20	O'Neal/14	Dougherty/21	15,151*
44	2/11	@ CHA	L1		107-116	22-22	O'Neal/29	O'Neal/15	Mourning/27	23,698
45	2/14	NY	W1		102-100	23-22	Anderson/24	O'Neal/19	Ewing/34	15,151*##
46	2/16	@ DET	L1		120-124	23-23	O'Neal/46	O'Neal/21	Dumas/39	21,454#
47	2/17	DEN	W1		111-99	24-23	O'Neal/24	O'Neal/18	Jackson/25	15,151*
48	2/23	POR	W2		125-107	25-23	O'Neal/28	O'Neal/14	Robinson/23	15,151*
49	2/25	CHI	L1		106-108	25-24	O'Neal/30	O'Neal/19	Jordan/36	15,151*
50	2/26	@ WAS	W1		92-91	26-24	O'Neal/28	O'Neal/11	Smith/22	18,756
51	2/28	SAN	L1		90-94	26-25	Anderson/30	O'Neal/13	Robinson-Carr/23	15,151*
52	3/2	MIN	W1		108-89	27-25	O'Neal/25	O'Neal/16	West/28	15,151*
53	3/4	@ NJ	L1		97-116	27-26	Scott/24	O'Neal/11	Coleman/34	20,049
54	3/5	@ MIL	L2		91-109	27-27	Three players/18	O'Neal/10	Edwards/21	18,633
55	3/7	LAC	W1		112-95	28-27	Anderson/36	O'Neal/15	Manning/18	15,151*
56	3/8	@ NY	L1		107-109	28-28	Anderson/24	O'Neal/9	Ewing/37	19,763#
57	3/10	IND	W1		119-106	29-28	O'Neal/26	Tolbert/11	Miller/32	15,151*
58	3/12	@ ATL	L1		92-110	29-29	Anderson/33	O'Neal/13	Wilkins/35	16,510
59	3/14	SEA	L2		97-105	29-30	O'Neal/29	Anderson/9	Kemp/27	15,151*
60	3/16	@ HOU	L3		93-94	29-31	Anderson/22	O'Neal/17	K. Smith/23	16,611
61	3/17	@ DAL	L4		96-102	29-32	Anderson/25	O'Neal/12	Jackson/17	17,502
62	3/19	@ SAN	L5		93-96	29-33	Anderson/24	O'Neal/13	Robinson/30	16,057
63	3/20	@ DEN	W1		114-108	30-33	Anderson/32	O'Neal/9	Williams/24	17,022
64	3/23	MIA	W2		103-89	31-33	O'Neal/28	O'Neal/Tolbert/10	Rice/24	15,151*
65	3/26	@ CHI	L1		86-107	31-34	O'Neal/20	Anderson/8	Pippen/20	18,676
66	3/27	NJ	W1		98-84	32-34	O'Neal/27	O'Neal/17	Addison/19	15,151*
67	3/30	DET	W2		105-91	33-34	Skiles/27	O'Neal/12	Thomas/32	15,151*
68	4/1	CHA	L1		93-102	33-35	Skiles/23	Kite/10	Mourning/30	15,151*
69	4/2	@ IND	L2		102-116	33-36	Anderson/32	O'Neal/19	Miller/24	16,530
70	4/4	@ MIA	L3		106-124	33-37	Anderson/27	O'Neal-Anderson/10	Smith/31	15,008
71	4/6	PHI	W1		116-90	34-37	O'Neal/35	O'Neal/16	Weatherston/24	15,151*
72	4/7	@ CHA	W2		109-96	35-37	O'Neal/29	O'Neal/10	Mourning/21	23,698
73	4/9	@ MIN	W3		95-92	36-37	O'Neal/29	Anderson/11	West/23	19,006
74	4/10	@ MIL	L1		97-108	36-38	O'Neal-Bowie/20	O'Neal/16	Aveni/24	18,633
75	4/13	MIL	W1		110-91	37-38	Scott/41	O'Neal/16	Doy/	



Front Row (L-R): Brian Williams #8, Anthony Bowie #14, Nick Anderson #25, Otis Smith #32, Scott Skiles #4, Chris Corchiani #13, Sam Vincent #11, Sean Higgins #15.
 Back Row (L-R): Assistant Coach Brian Hill, Advance Scout George Scholz, Head Coach Matt Guokas, Dennis Scott #3, Mark Acres #42, Greg Kite #34, Jeff Turner #31, Terry Catledge #33, General Manager Pat Williams, Assistant Coach John Gabriel, Video Scout Tom Sterner, Trainer Lenny Currier.

HISTORY

HISTORY

1991/1992 REGULAR SEASON STATISTICS (21-61)

PLAYER	G	GS	-FIELD GOALS-			-3-POINT FG-			-FREE THROWS-			--REBOUNDS--												
			FG	FGA	PCT	FG	FGA	PCT	FT	FTA	PCT	OFF	DEF	TOT	AST	PF	DQ	STL	TO	BLK	PTS	AVG	HI	
Scott	18	15	608	133	331	.402	29	89	.326	64	71	.901	14	52	66	35	49	1	20	31	9	359	19.9	29
Anderson	60	59	2203	482	1042	.463	30	85	.353	202	303	.667	98	286	384	163	132	0	97	126	33	1196	19.9	37
Catledge	78	67	2430	457	922	.496	0	4	.000	240	346	.694	257	292	549	109	196	2	58	138	16	1154	14.8	30
Bowie	52	26	1721	312	633	.493	17	44	.386	117	136	.860	70	175	245	163	101	1	55	107	38	758	14.6	31
Skiles	75	63	2377	359	868	.414	91	250	.364	248	277	.895	36	166	202	544	188	0	74	233	5	1057	14.1	41
Reynolds	46	16	1159	197	518	.380	3	24	.125	158	189	.836	47	102	149	151	69	0	63	96	17	555	12.1	30
Vincent	39	18	885	150	349	.430	0	13	.077	110	130	.846	19	82	101	148	55	1	35	72	4	411	10.5	35
Roberts	55	34	1118	236	446	.529	0	1	.000	101	196	.515	113	223	336	39	221	7	22	78	83	573	10.4	24
Dele	48	2	905	171	324	.528	0	0	---	95	142	.669	115	157	272	33	139	2	41	86	53	437	9.1	24
Higgins (TOT)	38	12	616	127	277	.458	6	25	.240	31	36	.861	29	73	102	41	58	0	16	41	6	291	7.7	29
Higgins (ORL)	32	12	580	123	262	.469	6	24	.250	24	29	.828	27	67	94	37	52	0	14	37	6	276	8.6	29
Turner	75	42	1591	225	499	.451	1	8	.125	79	114	.693	62	184	246	92	229	6	24	106	16	530	7.1	21
Smith	55	5	877	116	318	.365	8	21	.381	70	91	.769	40	76	116	57	85	1	36	62	13	310	5.6	22
Corchiani	51	1	741	77	193	.399	10	37	.270	91	104	.875	18	60	78	141	94	0	45	74	2	255	5.0	11
Kite	72	44	1479	94	215	.437	0	1	.000	40	68	.588	156	246	402	44	212	2	30	61	57	228	3.2	11
Acres	68	6	926	78	151	.517	1	3	.333	51	67	.761	97	155	252	22	140	1	25	33	15	208	3.1	13
Wiley	9	0	90	9	28	.321	0	4	.000	3	5	.600	2	5	7	13	13	0	4	8	0	21	2.3	7
Thompson	1	0	15	1	3	.333	0	0	---	0	0	---	0	1	1	1	2	0	0	2	0	2	2.0	2
MAGIC	82		19705	3220	7102	.453	197	608	.324	1693	2268	.746	1171	2329	3500	1792	1977	24	643	1390	367	8330	101.6	135
OPPONENTS	82		19705	3426	7045	.486	215	609	.353	1830	2437	.751	1107	2445	3552	2095	1895	16	791	1271	534	8897	108.5	130

GAME #	DATE	OPP	W-L STREAK	RESULT	TOTAL	MAGIC HI SCORER	MAGIC HI REBOUNDER	OPP HI SCORER	ATTENDANCE
1	11/1	NY	W1	106-96	1-0	Anderson/22	Catledge/11	Ewing/30	15,151
2	11/2	@ PHI	W2	122-115	2-0	Skiles/30	Acres/7	Barkley/23	13,170
3	11/6	WAS	W3	105-88	3-0	Catledge/24	Catledge/14	Adams/23	15,151+
4	11/7	@ NY	L1	100-128	3-1	Scott/29	Skiles/5	Starks/30	11,429
5	11/7	@ CHI	L2	76-107	3-2	Scott/23	Scott-Catledge/5	Jordan/27	18,131
6	11/12	@ WAS	W3	95-82	4-2	Scott-Anderson/24	Catledge-Kite/14	Adams/30	6,165
7	11/13	PHI	L1	100-121	4-3	Scott/28	Catledge/22	Howkins/43	15,151+
8	11/16	NY	W1	102-100	5-4	Scott/25	Catledge/11	Bowie/24	15,151+
9	11/20	UTA	L1	102-107	5-4	Scott-Skiles/23	Kite/7	J. and K. Malone/26	15,151+
10	11/23	SAC	L2	93-95	5-5	Scott/25	Catledge/11	Simmons/27	15,151+
11	11/26	LAL	L3	87-98	5-6	Anderson/22	Vincent/10	Worthy/25	15,151+
12	11/27	@ BOS	L4	92-101	5-7	Scott/21	Kite/12	Bird/32	14,890
13	11/27	@ CLE	L5	104-115	5-8	Smith/22	Kite/14	Dougherty/29	17,279
14	11/30	MIA	W1	105-99	6-9	Scott/26	Anderson-Reynolds/5	Smith/24	15,151+
15	12/4	POR	L1	115-124	6-9	Siles/24	Anderson-Turner/7	Drexler/34	15,151+
16	12/6	PHO	L2	105-122	6-10	Skiles/26	Acres/9	Homacek/33	15,151+
17	12/7	CHA	L3	95-109	6-11	Skiles/25	Williams/9	Newman/30	15,151+
18	12/10	@ UTA	L4	103-122	6-12	Vincent/23	Kite/12	K. Malone/27	18,700
19	12/12	@ SAC	L5	100-106	6-13	Catledge/27	Turner-Acres/12	Simmons/28	17,014
20	12/14	@ GS	L6	107-128	6-14	Catledge/25	Catledge/9	Owens/24	15,025
21	12/15	@ LAC	L7	104-119	6-15	Reynolds/30	Roberts/11	Harper/26	9,222
22	12/17	BOS	L8	98-105	6-16	Skiles/18	Kite/8	Lewis/23	15,151+
23	12/19	MIL	L9	87-95	6-17	Catledge/20	Catledge/8	Ellis/27	15,151+
24	12/22	HOU	L10	94-99	6-18	Skiles/21	Catledge/11	K. Smith/28	15,151+
25	12/23	@ MIA	L11	102-113	6-19	Anderson/31	Anderson/9	Seikaly/27	15,008
26	12/26	DET	L12	100-112	6-20	Reynolds/29	Anderson/9	Dumas/31	21,454
27	12/27	@ DET	L13	94-106	6-21	Anderson-Skiles/19	Catledge/7	Dumas/27	21,454
28	12/29	SAN	L14	87-96	6-22	Anderson/31	Anderson-Catledge/9	Robinson/25	15,151+
29	12/30	NY	L15	112-122	6-23	Catledge/36	Anderson/9	Coleman-Bowie/24	9,452
30	1/4	@ DEN	L16	91-93	6-24	Reynolds/21	Anderson/10	G. Anderson/21	11,354
31	1/7	@ POR	L17	89-104	6-25	Anderson/21	Reynolds/10	Porter/23	12,888
32	1/8	@ SEA	W1	104-103	7-25	Vincent/35	Vincent/8	Benjamin/24	9,938
33	1/10	@ PHO	L1	107-118	7-26	Vincent/22	Catledge-Turner/9	Homacek/25	14,496
34	1/12	@ LAL	L2	99-112	7-27	Catledge/24	Catledge/9	B.Scott/31	16,119
35	1/14	NY	L3	111-115	7-28	Catledge/24	Kite/9	Ewing/29	10,011
36	1/17	@ IND	W1	127-120	8-28	Skiles/41	Catledge/9	Person/29	10,011
37	1/19	@ MIL	L1	98-108	8-29	Catledge/22	Acres/9	Malone-Ellis/19	14,276
38	1/21	MIL	W1	105-92	9-29	Anderson/26	Turner/9	West/26	15,151+
39	1/22	@ BOS	L1	95-107	9-30	Anderson/19	Three players/6	Lewis/30	14,890
40	1/24	DAL	W1	121-103	10-30	Anderson/32	Anderson/12	Harper/19	15,151+
41	1/25	CLE	W2	99-96	11-30	Anderson/26	Anderson/11	Pace/24	15,151+
42	1/28	SEA	L1	97-102	11-31	Anderson/27	Catledge/13	Johnson/39	15,151+
43	1/30	@ CLE	L2	98-115	11-32	Anderson/28	Anderson/11	Nance/33	15,269
44	1/31	@ PHI	L3	88-112	11-33	Higgins/17	Higgins/8	Howkins/21	14,864
45	2/2	@ WAS	L4	104-114	11-34	Anderson/37	Anderson/8	Adams/38	9,223
46	2/3	GS	L5	114-122	11-35	Anderson/27	Anderson/10	Mullin/31	15,151+
47	2/5	@ MIN	W1	109-102	12-35	Anderson/31	Catledge/12	Richardson/20	18,408
48	2/6	@ ATL	L1	112-123	12-36	Anderson-Roberts/24	Roberts/9	Wills/32	9,815
49	2/11	IND	L2	98-100	12-37	Anderson/25	Catledge/7	Schrempf/26	15,151+
50	2/14	ATL	L3	107-112	12-38	Skiles/22	Roberts/11	Wills/28	15,151+
51	2/16	MIL	W1	118-104	13-38	Bowie/22	Catledge-Bowie/9	Ellis/22	15,151+
52	2/18	@ DET	L1	95-117	13-39	Bowie/17	Williams/17	Woolridge/21	21,454
53	2/19	CHI	L2	99-112	13-40	Bowie/19	Roberts/11	Jordan/27	15,151+
54	2/21	DET	L3	100-114	13-41	Catledge-Skiles/19	Roberts/10	Agume/20	15,151+
55	2/22	@ CHA	L4	110-130	13-42	Catledge/23	Bowie/8	Gattison-Curry/27	23,698
56	2/26	PHI	W1	95-89	14-42	Catledge/30	Roberts/15	Barkley/22	15,151+
57	2/28	@ LAC	L1	109-114	14-43	Bowie/25	Roberts/7	Schrempf/34	14,885
58	3/1	IND	L2	96-101	14-44	Bowie/19	Catledge/10	Manning/25	15,151+
59	3/3	@ WAS	L3	93-106	14-45	Catledge-Roberts/19	Roberts/9	Elison/19	15,151+
60	3/4	@ BOS	L4	103-106	14-46	Catledge/20	Roberts-Bowie/9	Gamble/18	14,890
61	3/6	@ MIL	L5	102-124	14-47	Roberts/20	Roberts/10	Humphries/22	16,149
62	3/8	BOS	L6	93-111	14-48	Williams/24	Roberts/11	Gamble/18	15,151+
63	3/10	DEN	L7	82-89	14-49	Bowie/24	Catledge/11	Williams/20	15,151+
64	3/13	IND	W1	98-97	15-49	Catledge/20	Catledge/13	Person/30	15,151+
65	3/14	CHI	L1	96-112	15-50	Vincent/20	Roberts/8	Jordan/26	15,151+
66	3/17	NY	L2	86-99	15-51	Bowie/18	Williams/8	Ewing/25	15,151+
67	3/18	@ ATL	W1	99-96	16-51	Catledge/20	Smith/5	Robinson/20	10,129
68	3/21	@ CHI	W2	111-108	17-51	Catledge/20	Roberts/10	Pippen/27	18,676
69	3/24	@ NY	L1	117-126	17-52	Williams/19	Williams/12	Ewing/30	17,353
70	3/25	CLE	L2	96-106	17-53	Roberts/15	Acres/15	Pace/29	15,151+
71	3/28	MIA	L3	100-109	17-54	Bowie/28	Williams/10	Rice/29	15,151+
72	3/30	@ CHA	L4	112-123	17-55	Bowie//27	Anderson-Catledge/9	Curry/22	23,698
73	4/1	@ DAL	L5	89-102	17-56	Anderson/25	Kite/9	Iuzzolino/20	15,140
74	4/3	@ SAN	W1	113-106	18-56	Bowie/24	Williams/9	Carr/30	16,057#
75	4/4	@ HOU	L1	101-110	18-57	Bowie/23	Kite/8	Maxwell/24	14,344
76	4/7	CHA	W1	135					



Front Row (L-R): Michael Ansley #45, Jerry Reynolds #35, Morlon Wiley #20, Otis Smith #32, Scott Skiles #4, Sam Vincent #11, Nick Anderson #25, Dennis Scott #3.
 Back Row (L-R): Assistant Coach Brian Hill, Assistant Coach/Director of Scouting John Gabriel, Head Coach Matt Guokas, Howard Wright #40, Mark Acres #42, Terry Catledge #33, Greg Kite #34, Jeff Turner #31, President and General Manager Pat Williams, Trainer Lenny Currier.

1990/1991 REGULAR SEASON STATISTICS (31-51)

PLAYER	G	GS	--FIELD GOALS--			--3-POINT FG--			--FREE THROWS--			--REBOUNDS--			AST	PF	DQ	STL	TO	BLK	PTS	AVG	HI	
			FG	FGA	PCT	FG	FGA	PCT	FT	FTA	PCT	OFF	DEF	TOT										
Skiles	79	66	2714	462	1039	.445	93	228	.408	340	377	.902	57	213	270	660	192	2	89	252	4	1357	17.2	34
Scott	82	73	2336	503	1183	.425	125	334	.374	153	204	.750	62	173	235	134	203	1	62	127	25	1284	15.7	40
Catledge	51	38	1459	292	632	.462	0	5	.000	161	258	.624	168	187	355	58	113	2	34	107	9	745	14.6	30
Anderson	70	42	1971	400	857	.467	17	58	.293	173	259	.668	92	294	386	106	145	0	74	113	44	990	14.1	31
Smith	75	39	1885	407	902	.451	9	46	.196	221	301	.734	176	213	389	169	190	1	85	140	35	1044	13.9	33
Reynolds	80	9	1843	344	793	.434	10	34	.294	336	419	.802	88	211	299	203	123	0	95	172	56	1034	12.9	27
Turner	71	43	1683	259	532	.487	6	15	.400	85	112	.759	108	255	363	97	234	5	29	126	10	609	8.6	28
Vincent	49	17	975	152	353	.431	3	19	.158	99	120	.825	17	90	107	197	74	0	30	91	5	406	8.3	26
Ansley	67	1	877	144	263	.548	0	0	---	91	127	.717	122	131	253	25	125	0	27	32	7	379	5.7	16
Wright	8	0	136	15	41	.366	0	0	---	13	21	.619	10	27	37	3	23	0	3	9	5	43	5.4	13
Kite	82	82	2225	166	338	.491	0	0	---	63	123	.512	189	399	588	59	298	4	25	102	81	395	4.8	16
Acres	68	0	1313	109	214	.509	1	3	.333	66	101	.653	140	219	359	25	218	4	25	42	25	285	4.2	12
Wiley	34	0	350	45	108	.417	6	12	.500	17	25	.680	4	13	17	73	37	1	24	34	0	113	3.3	17
McNamara	2	0	13	0	1	.000	0	0	---	0	0	---	0	4	4	0	1	0	0	0	0	0	0.0	0
MAGIC	82		19780	3298	7256	.455	270	754	.358	1818	2447	.743	1233	2429	3662	1809	1976	20	602	1391	306	8684	105.9	155
OPPONENTS	82		19780	3454	7232	.478	223	674	.331	1879	2451	.767	1095	2500	3595	2118	1983	18	706	1215	654	9010	109.9	144

GAME #	DATE	OPP	W-L	RESULT	TOTAL	MAGIC HI SCORER	MAGIC HI REBOUNDER	OPP HI SCORER	ATTENDANCE
1	11/2	@ ATL	L1	111-115	0-1	Catledge/27	Smith/12	Wilkins/32	13,593
2	11/3	CHA	L2	97-104	0-2	Anderson/27	Smith/12	Gilliam/19	15,077*
3	11/6	CLE	L3	95-102	0-3	Anderson/20	Anderson-Vincent/7	Nance/23	15,077*
4	11/8	@ HOU	L4	99-103	0-4	Scott/28	Kite/11	Olajuwon/25	12,358
5	11/9	@ DAL	L5	99-111	0-5	Anderson/29	Kite/10	Blackman/34	16,760
6	11/11	@ MIN	L6	81-108	0-6	Smith/22	Smith-Kite/6	Campbell/24	19,006
7	11/13	DAL	W1	109-103	1-6	Catledge/30	Kite/7	Blackman/36	14,588
8	11/15	UTA	W2	102-99	2-6	Anderson/23	Catledge-Kite/12	K.Malone/34	15,077*#
9	11/17	IND	W3	96-89	3-6	Vincent/26	Catledge/12	Miller/34	15,077*
10	11/20	@ GS	L1	120-123	3-7	Catledge/17	Catledge-Wright/10	Hardaway/23	15,025
11	11/21	@ UTA	L2	91-106	3-8	Catledge/18	Catledge/9	K.Malone/32	12,616
12	11/24	@ LAL	L3	89-115	3-9	Scott/21	Kite-Turner/7	Worthy/22	16,234
13	11/25	@ LAC	L4	113-119	3-10	Catledge/16	Smith/7	C.Smith/21	10,691
14	11/27	@ DEN	L5	113-124	3-11	Catledge/30	Kite/15	Woodledge/28	6,184
15	11/30	GS	L6	113-119	3-12	Scott/24	Smith/11	Mullin/28	15,077*
16	12/1	@ NJ	L7	92-111	3-13	Skiles/27	Anderson-Skiles/9	Theus/20	10,381
17	12/4	@ NY	W1	113-102	4-13	Skiles-Catledge/24	Kite/13	Ewing/28	10,430
18	12/5	POR	L1	110-119	4-14	Skiles/27	Catledge/10	Drexler/27	15,077*
19	12/7	SEA	W1	106-100	5-14	Smith/33	Smith/8	McKey/24	15,077*
20	12/8	PHO	L1	109-113	5-15	Catledge/30	Catledge/12	K.Johnson/26	15,077*
21	12/11	PHI	L2	114-119	5-16	Scott/29	Catledge/11	Barkley/28	15,077*
22	12/13	@ PHO	L3	114-125	5-17	Skiles/25	Kite/15	K.Johnson/38	14,487
23	12/15	@ SAC	L4	108-117	5-18	Reynolds/24	Catledge/10	Tisdale/36	17,041
24	12/16	@ POR	L5	107-126	5-19	Skiles/21	Acres/9	Drexler/31	12,884
25	12/18	@ SEA	L6	105-122	5-20	Catledge/30	Catledge/10	McKey/33	1,568
26	12/20	@ HOU	L7	126-128	5-21	Scott/35	Catledge/17	Wood/27	13,902#
27	12/22	UTA	L8	96-104	5-22	Skiles/34	Catledge/7	K.Malone/34	15,077*
28	12/26	HOU	W1	109-103	6-22	Anderson/31	Anderson/9	Olajuwon/25	15,077*
29	12/29	@ CHA	L1	100-109	6-23	Catledge/24	Catledge/6	Gatison/19	23,901
30	12/30	DEN	W1	155-116	7-23	Reynolds/27	Ansley/13	Adams/26	15,077*
31	1/3	LAC	W2	110-108	8-23	Skiles/22	Catledge/10	Norman-Martin/23	15,077*
32	1/5	SAN	L1	90-107	8-24	Anderson/14	Anderson/8	W.Anderson/27	15,077*
33	1/7	SAC	W1	111-83	9-24	Reynolds/19	Turner/9	Tisdale/23	15,077*
34	1/9	MIN	L1	103-111	9-25	Scott/28	Ansley/8	Richardson/30	15,077*
35	1/10	@ SAN	L2	111-117	9-26	Scott/23	Anderson/10	Robinson/43	15,908
36	1/12	@ DAL	W1	127-103	10-26	Anderson/24	Catledge-Vincent/9	Blackman/29	17,007
37	1/15	@ MIA	L1	102-104	10-27	Reynolds/23	Kite/16	Douglas/24	15,008
38	1/16	CHI	L2	88-99	10-28	Anderson/25	Catledge/18	Jordan/29	15,077*
39	1/18	@ MIL	L3	106-125	10-29	Catledge/21	Ansley/8	Pierce/25	17,245
40	1/21	@ WAS	L4	119-121	10-30	Scott/30	Catledge/13	Grant/31	9,210
41	1/22	LAL	L5	96-116	10-31	Smith/20	Ansley/9	Scott/32	15,077*
42	1/26	DET	L6	81-121	10-32	Scott/17	Kite/10	Edwards/23	15,077*
43	1/29	PHO	W1	114-112	11-32	Smith/24	Reynolds/10	Chambers/30	15,077*
44	1/30	@ BOS	L1	102-144	11-33	Vincent/20	Kite/12	Show/26	14,890
45	2/2	MIA	W1	108-98	12-33	Skiles/27	Three players/7	Rice/37	15,077*
46	2/5	NY	W2	118-116	13-33	Skiles/23	Kite/10	Vandeweghe/23	15,077*
47	2/7	MIN	W3	108-103	14-33	Skiles/33	Ansley/11	Richardson/30	15,077*
48	2/12	DEN	W4	129-122	15-33	Skiles/33	Kite/16	Jackson/35	15,077*
49	2/14	SEA	L1	90-102	15-34	Skiles/17	Smith/10	McKey/21	15,077*
50	2/17	MIL	L2	103-111	15-35	Skiles-Smith/20	Acres/17	Schayes/26	15,077*#
51	2/20	@ IND	L3	120-122	15-36	Anderson/25	Three players/9	Miller/34	8,528#
52	2/22	@ MIN	W1	103-101	16-36	Skiles/25	Turner/10	Campbell/33	19,006
53	2/24	SAC	W2	120-90	17-36	Reynolds/23	Anderson/10	Carr/25	15,077*
54	2/26	@ GS	W3	131-119	18-36	Scott/35	Smith/10	Hardaway/35	15,025
55	2/27	@ PHO	W4	124-116	19-36	Skiles/22	Kite/15	K.Johnson/27	14,487
56	3/1	@ LAL	L1	101-115	19-37	Scott/19	Acres/12	E.Johnson/26	17,826
57	3/2	@ DEN	L2	111-126	19-38	Skiles/24	Acres/10	Adams/37	7,519
58	3/4	UTA	L3	88-106	19-39	Scott/28	Kite/10	K.Malone/30	15,077*
59	3/6	LAC	W1	89-86	20-39	Scott/18	Kite/13	Harper/23	15,077*
60	3/8	DEN	W2	129-113	21-39	Scott/40	Anderson/11	Adams/27	15,077*
61	3/10	LAL	L1	101-115	21-40	Scott/34	Kite/12	Perkins/20	15,077*
62	3/14	@ HOU	L2	95-119	21-41	Scott/15	Kite/14	Johnson/26	15,015
63	3/16	@ DET	L3	99-106	21-42	Anderson/22	Turner/13	Dumars/21	21,454
64	3/18	@ PHI	L4	91-99	21-43	Scott/22	Turner/11	Barkley/24	16,804
65	3/21	SAN	W1	105-102	22-43	Anderson-Kite/27	Anderson/7	Cummings/27	15,077*
66	3/23	DAL	W2	105-93	23-43	Reynolds/26	Anderson/10	English/19	15,077*
67	3/25	GS	W3	115-106	24-43	Skiles/31	Reynolds/9	Hardaway/33	15,077*
68	3/27	@ DAL	W4	97-85	25-43	Reynolds/20	Kite/16	Blackman/20	16,473
69	3/28	@ SAN	L1	95-119	25-44	Skiles/21	Reynolds/8	Elliot-Cummings/21	15,908
70	3/30	HOU	W1	114-82	26-44	Skiles/25	Anderson/14	Thorp/13	15,077*
71	4/2	@ CHI	L1	102-106	26-45	Skiles/25	Kite/9	Jordan/44	18,264
72	4/5	POR	L2	98-115	26-46	Skiles-Reynolds/20	Acres/10	Porter/29	15,077*
73	4/6	BOS	W1	102-98	27-46	Skiles/26	Kite/9	Parish/25	15,077*
74	4/8	@ UTA	L1	95-111	27-47	Scott/26	Kite/9	K.Malone/34	12,616
75	4/9	@ LAC	W1	110-100	28-47	Skiles/31	Turner-Acres/10	Smith/	



Front Row (L-R): Michael Ansley #45, Morlon Wiley #20, Sam Vincent #11, Otis Smith #32, Nick Anderson #25, Scott Skiles #4.
 Standing (L-R): Jerry Reynolds #35, Sidney Green #21, Mark Acres #42, Dave Corzine #40, Jeff Turner #31, Terry Catledge #33, Reggie Theus #24.

1989/1990 REGULAR SEASON STATISTICS (18-64)

PLAYER	G	GS	-FIELD GOALS-			-3-POINT FG-			-FREE THROWS-			--REBOUNDS--			PTS	AVG	HI							
			FG	FGA	PCT	FG	FGA	PCT	FT	FTA	PCT	OFF	DEF	TOT				AST	PF	DQ	STL	TO	BLK	
Catledge	74	72	2462	546	1152	.474	2	8	.250	341	486	.702	271	292	563	72	201	0	36	181	17	1435	19.4	49
Theus	76	71	2350	517	1178	.439	26	105	.248	378	443	.853	75	146	221	407	194	1	60	226	12	1438	18.9	36
Smith	65	35	1644	348	708	.492	10	40	.250	169	222	.761	117	183	300	147	174	0	76	102	57	875	13.5	33
Reynolds	67	40	1817	309	741	.417	1	14	.071	239	322	.742	91	232	323	180	162	1	93	139	64	858	12.8	34
Anderson	81	9	1785	372	753	.494	1	17	.059	186	264	.705	107	209	316	124	140	0	69	138	34	931	11.5	29
Vincent	63	45	1657	258	564	.457	1	14	.071	188	214	.879	37	157	194	354	108	1	65	132	20	705	11.2	29
Green	73	31	1860	312	667	.468	1	3	.333	136	209	.651	166	422	588	99	231	4	50	119	26	761	10.4	36
Ansley	72	5	1221	231	465	.497	0	0	---	164	227	.722	187	175	362	40	152	0	24	50	17	626	8.7	26
Skiles	70	32	1460	190	464	.409	52	132	.394	104	119	.874	23	136	159	334	126	0	36	90	4	536	7.7	23
Wiley	40	2	638	92	208	.442	17	46	.370	28	38	.737	13	39	52	114	65	0	45	63	3	229	5.7	24
Turner	60	15	1105	132	308	.429	2	10	.200	42	54	.778	52	175	227	53	161	4	23	61	12	308	5.1	18
Acres	80	50	1691	138	285	.484	3	4	.750	83	120	.692	154	277	431	67	248	4	36	70	25	362	4.5	18
Corzine	6	3	79	11	29	.379	0	0	---	0	2	.000	7	11	18	2	7	0	2	8	0	22	3.7	12
Oldham	3	0	36	1	3	.333	0	0	---	2	5	.400	4	11	15	0	6	0	2	3	3	4	1.3	3
MAGIC	82		19805	3457	7525	.459	116	393	.295	2060	2725	.756	1304	2465	3769	1993	1975	15	617	1407	294	9090	110.9	135
OPPONENTS	82		19805	3864	7757	.498	196	555	.353	1897	2502	.758	1173	2569	3742	2333	2060	20	734	1216	556	9821	119.8	148

GAME #	DATE	OPP	W-L STREAK	RESULT	TOTAL	MAGIC HI SCORER	MAGIC HI REBOUNDER	OPP HI SCORER	ATTENDANCE
1	11/4	NJ	L1	106-111	0-1	Catledge/25	Catledge/16	Hopson/24	15,077*
2	11/6	NY	W1	118-110	1-1	Theus/24	Reynolds/12	Ewing/29	15,077*
3	11/8	@ CLE	W2	117-110	2-1	Theus/28	Catledge/12	Harper/26	14,116#
4	11/10	DET	L1	121-125	2-2	Catledge/27	Green/10	Thomas/29	15,077*
5	11/11	@ ATL	L2	109-148	2-3	Theus/25	Catledge/11	Malone/28	12,505
6	11/13	ATL	L3	104-112	2-4	Catledge-Reynolds/25	Catledge/11	Wilkins/34	15,077*
7	11/14	@ CHA	L4	116-130	2-5	Reynolds/22	Anderson/8	Reid/25	23,901
8	11/16	@ MIL	L5	113-132	2-6	Theus/33	Acres/13	Pierce/28	13,298
9	11/18	PHI	W1	116-103	3-6	Theus/30	Catledge/14	Barkley/22	15,077*
10	11/21	@ SAC	W2	115-113	4-6	Reynolds/28	Acres/10	McCray/27	17,014
11	11/22	@ UTA	W3	119-97	5-6	Three players/22	Green/13	Malone/33	12,616
12	11/24	@ PHO	L1	94-121	5-7	Ansley/20	Ansley/13	Chambers/27	13,173
13	11/28	MIA	W1	104-99	6-7	Catledge/26	Green/13	Seikaly/19	15,077*
14	11/30	MIN	W2	103-96	7-7	Catledge/25	Catledge/12	Corbin/25	15,077*
15	12/1	@ IND	L1	110-125	7-8	Catledge/23	Catledge/9	Miller/29	11,040
16	12/4	POR	L2	95-121	7-9	Theus/17	Green/9	Kersey/22	14,388
17	12/6	ATL	L3	110-118	7-10	Catledge/25	Green/14	Malone/29	15,077*
18	12/8	@ MIA	L4	114-122	7-11	Catledge/33	Green/13	Douglas/31	15,008#
19	12/10	LAL	W1	108-103	8-11	Catledge/26	Catledge/12	Worthy/31	15,077*
20	12/12	@ MIL	L1	103-106	8-12	Reynolds/26	Green/10	Pressey/20	14,276
21	12/14	@ CHI	L2	113-124	8-13	Theus/19	Catledge/13	Jordan/38	17,621
22	12/16	@ SAN	L3	116-125	8-14	Smith/20	Acres/12	Cummings/29	12,159
23	12/17	@ HOU	L4	94-109	8-15	Theus/29	Smith/10	Olajuwon/32	14,705
24	12/20	CHI	W1	110-109	9-15	Smith/28	Acres/11	Jordan/52	15,077*
25	12/22	DEN	L1	125-137	9-16	Anderson/24	Green/12	English/25	15,077*
26	12/23	@ DET	L2	100-106	9-17	Theus/30	Green/10	Thomas/21	21,454
27	12/26	@ IND	L3	90-98	9-18	Vincent/29	Four players/7	Miller/28	12,234
28	12/27	IND	L4	101-106	9-19	Theus/30	Green-Vincent/7	Smits/23	15,077*
29	12/30	@ NY	L5	107-113	9-20	Smith/24	Catledge/13	Ewing/28	18,212
30	1/2	DET	L6	113-115	9-21	Smith/28	Green-Catledge/11	Laimbeer/26	15,077*
31	1/5	@ CHI	L7	116-127	9-22	Catledge/27	Green/10	Jordan 43	18,676
32	1/6	CLE	L8	112-123	9-23	Catledge/27	Acres/9	Brown/30	15,077*
33	1/8	SAN	W1	111-102	10-23	Theus/23	Acres/15	Robinson/32	15,077*
34	1/10	@ LAL	L1	106-121	10-24	Smith/28	Green/9	Scott/20	16,534
35	1/11	@ DEN	L2	105-141	10-25	Smith-Anderson/14	Catledge/7	Lever/27	8,763
36	1/13	@ GS	L3	127-138	10-26	Catledge/49	Catledge/9	Ngale/36	15,025
37	1/17	BOS	L4	111-133	10-27	Catledge/24	Green-Catledge/6	Parish/25	15,077*
38	1/19	NJ	W1	120-105	11-27	Smith/29	Green/11	Carroll/22	15,077*
39	1/21	PHO	L1	103-126	11-28	Ansley/25	Green/12	K. Johnson/27	15,077*
40	1/24	@ PHI	L2	103-125	11-29	Smith/33	Smith/16	Barkley/27	8,784
41	1/25	@ NJ	W1	117-112	12-29	Theus/36	Green-Catledge/12	Shackleford/22	8,356
42	1/27	ATL	L1	96-114	12-30	Theus/28	Green/11	Wilkins/25	15,077*
43	1/30	IND	W1	129-111	13-30	Catledge/31	Vincent/13	Miller/35	15,077*
44	2/1	@ MIL	L1	111-129	13-31	Ansley/24	Ansley/16	Robertson/16	14,113
45	2/3	LAC	L2	110-113	13-32	Vincent/26	Catledge/10	Manning-Smith/23	15,077*
46	2/6	NY	L3	110-117	13-33	Catledge/28	Smith/10	Ewing/35	15,077*
47	2/8	PHI	W1	101-99	14-33	Catledge/20	Catledge/15	Barkley/22	15,077*
48	2/14	CHI	W2	135-129	15-33	Catledge/34	Green/19	Jordan/49	15,077*#
49	2/15	@ ATL	L1	123-130	15-34	Theus/32	Ansley/14	Wilkins/32	12,514
50	2/17	@ DAL	L2	108-135	15-35	Catledge/22	Catledge-Ansley/10	Tarpley/18	17,007*
51	2/20	SEA	L3	102-117	15-36	Catledge/17	Catledge-Reynolds/9	McDaniel/27	12,454
52	2/21	@ DET	L4	109-140	15-37	Wiley/20	Acres/12	Dumas/22	12,454
53	2/23	@ CLE	L5	96-123	15-38	Anderson/23	Reynolds/11	Daugherty/21	17,776
54	2/24	@ WAS	L6	124-141	15-39	Catledge/31	Catledge/13	King/36	7,711
55	2/26	@ PHI	L7	110-129	15-40	Green/36	Green/15	Barkley/25	16,527
56	2/27	CHI	W1	115-109	16-40	Theus/31	Green/12	J.R. Reid/23	15,077*
57	3/1	SAC	L1	100-114	16-41	Catledge/27	Three players/9	Tisdale/24	15,077*
58	3/3	WAS	L2	128-132	16-42	Theus/26	Green/16	King/34	15,077*#
59	3/6	UTA	L3	101-111	16-43	Theus/22	Catledge/12	Malone/31	15,077*
60	3/7	@ MIA	L4	105-122	16-44	Theus/31	Catledge-Acres/6	Seikaly/31	15,008
61	3/10	@ LAC	L5	101-112	16-45	Catledge/18	Catledge/16	Garland/21	11,476
62	3/12	@ SEA	L6	105-130	16-46	Theus/26	Reynolds/8	Ellis/24	10,178
63	3/13	@ POR	L7	117-142	16-47	Theus/25	Three players/6	Robinson/22	12,884
64	3/16	BOS	L8	127-130	16-48	Catledge/27	Turner/9	Bird/46	15,077*
65	3/18	CLE	L9	103-120	16-49	Anderson/22	Acres/10	Daugherty/29	15,077*
66	3/20	@ NY	W1	121-118	17-49	Anderson/29	Green/13	Ewing/28	18,059
67	3/22	DAL	L1	106-116	17-50	Anderson-Skiles/22	Anderson-Green/10	Blockman/32	15,077*
68	3/24	MIL	L2	101-109	17-51	Catledge/24	Catledge/10	Pierce/34	15,077*
69	3/28	MIA	L3	104-109	17-52	Green/23	Reynolds/9	Edwards/25	15,077*
70	3/30	@ WAS	L4	115-143	17-53	Reynolds/17	Ansley/12	Malone/35	6,636
71	4/1	@ BOS	L5	125-133	17-54	Green/26	Smith/10	Bird/36	14,890
72	4/3	GS	L6	126-127	17-55	Smith/27	Anderson/13	Mullin/38	15,077*
73	4/5	@ CHI	L7	104-111	17-56	Smith/21	Turner/10	Jordan/32	17,843
74	4/6	IND	L8	115-123	17-57	Reynolds/34	Four players/7	Miller/38	15,077*
75	4/8	HOU	L9	123-146	17-58	Anderson/21	Smith/7	Floyd/32	15,077*
76	4/10	MIL	L10	127-130	17-59	Catledge/29	Catledge/7	Pierce/31	15,077*
77	4/13	@ MIN	L11	102-117	17-60	Catledge/28	Catledge/11	Corbin/36	45,458
78	4/14	@ DET	L12	107-111	17-61	Theus/26	Reynolds/10	Edwards/22	21,454
79	4/17	WAS	L13	127-129	17-62	Reynolds/26	Acres/10	Malone/33	15,077*
80	4/18	@ BOS	L14	112-133	17-63	Wiley/24	Turner/10	McHale/33	14,890
81	4/20	CLE	L15	104-118	17-64	Catledge-Reynolds/21	Acres/8	Nance/15	15,077*
82	4/22	@ NJ	W1	110-102	18-64	Ansley/26	Green/9	Short/23	12,248

*=sellout; #=overtime; ##=double overtime

HISTORY

HISTORY

ALL-TIME ROSTER

9 Tariq Abdul-Wahad (San Jose State '98) Pos: G-F Ht: 6-6 Wt: 223 DOB: 11-3-74

Year	G-GS	FGM	FGA	PCT	3FGM	3FGA	PCT	FTM	FTA	PCT	REB	AST	PTS	AVG
1999-00	46-46	223	515	.433	2	21	.095	115	151	.762	239	72	563	12.2
TOTALS	46-46	223	515	.433	2	21	.095	115	151	.762	239	72	563	12.2

42 Mark Acres (Oral Roberts '85) Pos: F-C Ht: 6-11 Wt: 225 DOB: 11-15-62

Year	G-GS	FGM	FGA	PCT	3FGM	3FGA	PCT	FTM	FTA	PCT	REB	AST	PTS	AVG
1989-90	80-50	138	285	.484	3	4	.750	83	120	.692	431	67	362	4.5
1990-91	68-0	109	214	.509	1	3	.333	66	101	.653	359	25	285	4.2
1991-92	68-6	78	151	.517	1	3	.333	51	67	.761	252	22	208	3.1
TOTALS	216-56	325	650	.508	5	10	.500	200	288	.694	1,042	114	855	4.0

2 Cory Alexander (Virginia '96) Pos: G Ht: 6-1 Wt: 190 DOB: 6-22-73

Year	G-GS	FGM	FGA	PCT	3FGM	3FGA	PCT	FTM	FTA	PCT	REB	AST	PTS	AVG
2000-01	26-0	18	56	.321	4	16	.250	12	18	.667	25	36	52	2.0
TOTALS	26-0	18	56	.321	4	16	.250	12	18	.667	25	36	52	2.0

13 John Amaechi (Penn State '95) Pos: C Ht: 6-10 Wt: 270 DOB: 11-26-70

Year	G-GS	FGM	FGA	PCT	3FGM	3FGA	PCT	FTM	FTA	PCT	REB	AST	PTS	AVG
1999-00	80-53	306	700	.437	1	6	.167	223	291	.766	266	95	836	10.5
2000-01	82-36	237	592	.400	0	7	.000	176	279	.631	268	74	650	7.9
TOTALS	162-89	543	1,292	.420	1	13	.077	399	570	.700	534	169	1,486	9.2

25 Nick Anderson (Illinois '90) Pos: G-F Ht: 6-6 Wt: 220 DOB: 1-20-68

Year	G-GS	FGM	FGA	PCT	3FGM	3FGA	PCT	FTM	FTA	PCT	REB	AST	PTS	AVG
1989-90	81-9	372	753	.494	1	17	.059	186	264	.705	316	124	931	11.5
1990-91	70-42	400	857	.467	17	58	.293	173	259	.668	386	106	990	14.1
1991-92	60-59	482	1,042	.463	30	85	.353	202	303	.667	384	163	1,196	19.9
1992-93	79-76	594	1,324	.449	88	249	.353	298	402	.741	477	265	1,574	19.9
1993-94	81-81	504	1,054	.478	101	314	.322	168	250	.672	476	294	1,277	15.8
1994-95	76-76	439	923	.476	179	431	.415	143	203	.704	335	314	1,200	15.8
1995-96	77-77	400	904	.442	168	430	.391	166	240	.692	415	279	1,134	14.7
1996-97	63-61	288	725	.397	143	405	.353	38	94	.404	304	182	757	12.0
1997-98	58-44	343	754	.455	77	214	.360	127	199	.638	297	119	890	15.3
1998-99	47-39	253	640	.395	96	277	.347	99	162	.611	277	91	701	14.9
TOTALS	692-564	4,075	8,976	.454	900	2,480	.363	1,600	2,376	.673	3,667	1,937	10,650	15.4

45 Michael Ansley (Alabama '89) Pos: F Ht: 6-7 Wt: 225 DOB: 2-8-67

Year	G-GS	FGM	FGA	PCT	3FGM	3FGA	PCT	FTM	FTA	PCT	REB	AST	PTS	AVG
1989-90	72-5	231	465	.497	0	0	.000	164	227	.722	362	40	626	8.7
1990-91	67-1	144	263	.548	0	0	.000	91	127	.717	253	25	379	5.7
TOTALS	139-6	375	728	.515	0	0	.000	255	354	.719	615	65	1,005	7.2

21 Robert Archibald (Illinois '02) Pos: F Ht: 6-11 Wt: 250 DOB: 3-29-80

Year	G-GS	FGM	FGA	PCT	3FGM	3FGA	PCT	FTM	FTA	PCT	REB	AST	PTS	AVG
2003-04	1-0	1	2	.500	0	0	.000	0	2	.000	1	0	2	2.0
TOTALS	1-0	1	2	.500	0	0	.000	0	2	.000	1	0	2	2.0

1 Trevor Ariza (UCLA) Pos: F Ht: 6-8 Wt: 210 DOB: 6-30-85

Year	G-GS	FGM	FGA	PCT	3FGM	3FGA	PCT	FTM	FTA	PCT	REB	AST	PTS	AVG
2005-06	21-0	32	80	.400	0	2	.000	35	50	.700	81	15	99	4.7
2006-07	57-7	200	371	.539	0	7	.000	106	171	.620	249	65	506	8.9
TOTALS	78-7	232	451	.514	0	9	.000	141	221	.638	330	80	605	7.8

2 B.J. Armstrong (Iowa '89) Pos: G Ht: 6-2 Wt: 185 DOB: 9-9-67

Year	G-GS	FGM	FGA	PCT	3FGM	3FGA	PCT	FTM	FTA	PCT	REB	AST	PTS	AVG
1998-99	22-0	19	45	.422	1	7	.143	9	11	.818	23	34	48	2.2
TOTALS	22-0	19	45	.422	1	7	.143	9	11	.818	23	34	48	2.2

ALL-TIME ROSTER

10 Darrell Armstrong (Fayetteville St. '91) Pos: G Ht: 6-1 Wt: 180 DOB: 6-22-68

Year	G-GS	FGM	FGA	PCT	3FGM	3FGA	PCT	FTM	FTA	PCT	REB	AST	PTS	AVG
1994-95	3-0	3	8	.375	2	6	.333	2	2	1.000	1	3	10	3.3
1995-96	13-0	16	32	.500	6	12	.500	4	4	1.000	2	5	42	3.2
1996-97	67-0	132	345	.383	55	181	.304	92	106	.868	76	175	411	6.1
1997-98	48-17	156	380	.411	25	68	.368	105	123	.854	159	236	442	9.2
1998-99	50-15	230	522	.441	69	189	.365	161	178	.904	180	335	690	13.8
1999-00	82-82	484	1,119	.433	137	403	.340	225	247	.911	270	501	1,330	16.2
2000-01	75-75	413	1,002	.412	143	403	.355	220	249	.884	343	524	1,189	15.9
2001-02	82-79	347	828	.419	139	398	.349	182	205	.888	319	453	1,015	12.4
2002-03	82-23	263	643	.409	78	232	.336	165	188	.878	295	323	769	9.4
TOTALS	502-291	2,044	4,879	.419	654	1,892	.346	1,156	1,302	.888	1,645	2,555	5,898	11.7

30 Carlos Arroyo (Florida International) Pos: G Ht: 6-2 Wt: 202 DOB: 7-30-79

Year	G-GS	FGM	FGA	PCT	3FGM	3FGA	PCT	FTM	FTA	PCT	REB	AST	PTS	AVG
2005-06	27-0	111	221	.502	5	14	.357	64	79	.810	60	77	291	10.8
2006-07	72-5	203	478	.425	14	51	.275	132	166	.795	134	202	552	7.7
TOTALS	99-5	314	699	.449	19	65	.292	196	245	.800	194	279	843	8.5

31 Chucky Atkins (South Florida '96) Pos: G Ht: 5-11 Wt: 160 DOB: 8-14-74

Year	G-GS	FGM	FGA	PCT	3FGM	3FGA	PCT	FTM	FTA	PCT	REB	AST	PTS	AVG
1999-00	82-0	314	741	.424	57	163	.350	97	133	.729	126	306	782	9.5
TOTALS	82-0	314	741	.424	57	163	.350	97	133	.729	126	306	782	9.5

2 Stacey Augmon (UNLV '91) Pos: F Ht: 6-8 Wt: 213 DOB: 8-1-68

Year	G-GS	FGM	FGA	PCT	3FGM	3FGA	PCT	FTM	FTA	PCT	REB	AST	PTS	AVG
2004-05	55-7	68	167	.407	0	0	.000	57	77	.740	99	36	193	3.5
2005-06	36-3	25	73	.342	0	0	.000	21	30	.700	53	23	71	2.0
TOTALS	91-10	93	240	.388	0	0	.000	78	107	.729	152	59	264	2.9

40 James Augustine (Illinois) Pos: F Ht: 6-10 Wt: 235 DOB: 2-27-84

Year	G-GS	FGM	FGA	PCT	3FGM	3FGA	PCT	FTM	FTA	PCT	REB	AST	PTS	AVG
2006-07	2-0	1	3	.333	0	0	.000	0	0	.000	3	2	2	1.0
TOTALS	2-0	1	3	.333	0	0	.000	0	0	.000	3	2	2	1.0

8 Isaac Austin (Arizona State '91) Pos: C Ht: 6-10 Wt: 270 DOB: 8-18-69

Year	G-GS	FGM	FGA	PCT	3FGM	3FGA	PCT	FTM	FTA	PCT	REB	AST	PTS	AVG
1998-99	49-49	185	453	.408	2	7	.286	105	157	.669	237	89	477	9.7
TOTALS	49-49	185	453	.408	2	7	.286	105	157	.669	237	89	477	9.7

00 Anthony Avent (Seton Hall '91) Pos: F Ht: 6-9 Wt: 235 DOB: 10-18-69

Year	G-GS	FGM	FGA	PCT	3FGM	3FGA	PCT	FTM	FTA	PCT	REB	AST	PTS	AVG
1993-94	41-20	58	170	.341	0	0	.000	28	44	.636	184	32	144	3.5
1994-95	71-3	105	244	.430	0	0	.000	48	75	.640	293	41	258	3.6
TOTALS	112-23	163	414	.394	0	0	.000	76	119	.639	477	73	402	3.6

11 Andre Barrett (Seton Hall '04) Pos: G Ht: 5-10 Wt: 173 DOB: 2-

ALL-TIME ROSTER

2 David Benoit (Alabama '90) Pos: F Ht: 6-8 Wt: 220 DOB: 5-9-68

Year	G-GS	FGM	FGA	PCT	3FGM	3FGA	PCT	FTM	FTA	PCT	REB	AST	PTS	AVG
1997-98	24-0	50	139	.360	14	51	.275	24	30	.800	62	8	138	5.8
TOTALS	24-0	50	139	.360	14	51	.275	24	30	.800	62	8	138	5.8

7 Michael Bradley (Villanova '01) Pos: F Ht: 6-10 Wt: 245 DOB: 4-18-79

Year	G-GS	FGM	FGA	PCT	3FGM	3FGA	PCT	FTM	FTA	PCT	REB	AST	PTS	AVG
2004-05	8-0	3	7	.429	0	0	.000	0	0	.000	14	2	6	0.8
TOTALS	8-0	3	7	.429	0	0	.000	0	0	.000	14	2	6	0.8

3/10 Keith Bogans (Kentucky '03) Pos: G Ht: 6-5 Wt: 215 DOB: 5-12-80

Year	G-GS	FGM	FGA	PCT	3FGM	3FGA	PCT	FTM	FTA	PCT	REB	AST	PTS	AVG
2003-04	73-36	183	454	.403	67	187	.358	65	103	.631	317	98	498	6.8
2006-07	59-18	99	245	.404	53	137	.387	47	63	.746	93	59	298	5.1
TOTALS	132-54	282	699	.403	120	324	.370	112	166	.675	410	157	796	6.0

24 Anthony Bonner (St. Louis '90) Pos: F Ht: 6-8 Wt: 225 DOB: 6-6-68

Year	G-GS	FGM	FGA	PCT	3FGM	3FGA	PCT	FTM	FTA	PCT	REB	AST	PTS	AVG
1995-96	4-0	5	15	.333	0	0	.000	3	7	.429	19	4	13	3.3
TOTALS	4-0	5	15	.333	0	0	.000	3	7	.429	19	4	13	3.3

14 Anthony Bowie (Oklahoma '86) Pos: G Ht: 6-6 Wt: 200 DOB: 11-9-63

Year	G-GS	FGM	FGA	PCT	3FGM	3FGA	PCT	FTM	FTA	PCT	REB	AST	PTS	AVG
1991-92	52-26	312	633	.493	17	44	.386	117	136	.860	245	163	758	14.6
1992-93	77-45	268	569	.471	15	48	.313	67	84	.798	194	175	618	8.0
1993-94	70-0	139	289	.481	1	18	.056	41	49	.837	120	102	320	4.6
1994-95	77-4	177	369	.480	12	40	.300	61	73	.836	139	159	427	5.5
1995-96	74-4	128	272	.471	12	31	.387	40	46	.870	123	105	308	4.2
TOTALS	350-79	1,024	2,132	.480	57	181	.315	326	388	.840	821	704	2,431	6.9

11 Earl Boykins (Eastern Michigan '98) Pos: G Ht: 5-5 Wt: 133 DOB: 6-2-76

Year	G-GS	FGM	FGA	PCT	3FGM	3FGA	PCT	FTM	FTA	PCT	REB	AST	PTS	AVG
1999-00	1-0	3	4	.750	0	0	.000	0	0	.000	1	3	6	6.0
TOTALS	1-0	3	4	.750	0	0	.000	0	0	.000	1	3	6	6.0

7 Dee Brown (Jacksonville '90) Pos: G Ht: 6-2 Wt: 205 DOB: 11-29-68

Year	G-GS	FGM	FGA	PCT	3FGM	3FGA	PCT	FTM	FTA	PCT	REB	AST	PTS	AVG
2000-01	7-0	16	44	.364	12	32	.375	4	5	.800	11	12	48	6.9
2001-02	7-0	3	20	.150	1	12	.083	0	0	.000	9	2	7	1.0
TOTALS	14-0	19	64	.297	13	44	.295	4	5	.800	20	14	55	3.9

30 Jud Buechler (Arizona '90) Pos: F Ht: 6-6 Wt: 228 DOB: 6-19-68

Year	G-GS	FGM	FGA	PCT	3FGM	3FGA	PCT	FTM	FTA	PCT	REB	AST	PTS	AVG
2001-02	60-2	42	112	.375	19	54	.352	2	4	.500	108	29	105	1.8
TOTALS	60-2	42	112	.375	19	54	.352	2	4	.500	108	29	105	1.8

31 Pat Burke (Auburn '97) Pos: F-C Ht: 6-11 Wt: 250 DOB: 12-14-73

Year	G-GS	FGM	FGA	PCT	3FGM	3FGA	PCT	FTM	FTA	PCT	REB	AST	PTS	AVG
2002-03	62-8	113	296	.382	1	7	.143	40	58	.690	146	23	267	4.3
TOTALS	62-8	113	296	.382	1	7	.143	40	58	.690	146	23	267	4.3

33 Terry Catledge (S. Alabama '85) Pos: F Ht: 6-8 Wt: 230 DOB: 8-22-63

Year	G-GS	FGM	FGA	PCT	3FGM	3FGA	PCT	FTM	FTA	PCT	REB	AST	PTS	AVG
1989-90	74-72	546	1,152	.474	2	8	.250	341	486	.702	563	72	1,435	19.4
1990-91	51-38	292	632	.462	0	5	.000	161	258	.624	355	58	745	14.6
1991-92	78-67	457	922	.496	0	4	.000	240	346	.694	549	109	1,154	14.8
1992-93	21-1	36	73	.493	0	0	.000	27	34	.794	46	5	99	4.7
TOTALS	224-178	1,331	2,779	.479	2	17	.118	769	1,124	.684	1,513	244	3,433	15.3

ALL-TIME ROSTER

13 Kelvin Cato (Iowa State '97) Pos: C Ht: 6-11 Wt: 275 DOB: 8-26-74

Year	G-GS	FGM	FGA	PCT	3FGM	3FGA	PCT	FTM	FTA	PCT	REB	AST	PTS	AVG
2004-05	62-50	160	297	.539	0	0	.000	112	143	.783	416	40	432	7.0
2005-06	23-0	31	72	.431	0	0	.000	26	35	.743	63	2	88	3.8
TOTALS	85-50	191	369	.518	0	0	.000	138	178	.775	479	42	520	6.1

1 Doug Christie (Pepperdine '92) Pos: G-F Ht: 6-6 Wt: 205 DOB: 5-9-70

Year	G-GS	FGM	FGA	PCT	3FGM	3FGA	PCT	FTM	FTA	PCT	REB	AST	PTS	AVG
2004-05	21-13	47	128	.367	5	23	.217	20	22	.909	54	46	119	5.7
TOTALS	21-13	47	128	.367	5	23	.217	20	22	.909	54	46	119	5.7

00 Anthony Cook (Arizona '89) Pos: F Ht: 6-9 Wt: 240 DOB: 3-19-67

Year	G-GS	FGM	FGA	PCT	3FGM	3FGA	PCT	FTM	FTA	PCT	REB	AST	PTS	AVG
1993-94	2-0	0	1	.000	0	0	.000	0	0	.000	0	0	0	0.0
TOTALS	2-0	0	1	.000	0	0	.000	0	0	.000	0	0	0	0.0

13 Chris Corchiani (NC State '91) Pos: G Ht: 6-1 Wt: 186 DOB: 3-28-68

Year	G-GS	FGM	FGA	PCT	3FGM	3FGA	PCT	FTM	FTA	PCT	REB	AST	PTS	AVG
1991-92	51-1	77	193	.399	10	37	.270	91	104	.875	78	141	255	5.0
1992-93	9-0	13	23	.565	0	3	.000	16	21	.762	7	16	42	4.7
TOTALS	60-1	90	216	.417	10	40	.250	107	125	.856	85	157	297	4.9

40 Dave Corzine (DePaul '78) Pos: C Ht: 6-11 Wt: 260 DOB: 4-25-56

Year	G-GS	FGM	FGA	PCT	3FGM	3FGA	PCT	FTM	FTA	PCT	REB	AST	PTS	AVG
1989-90	6-3	11	29	.379	0	0	.000	0	2	.000	18	2	22	3.7
TOTALS	6-3	11	29	.379	0	0	.000	0	2	.000	18	2	22	3.7

55 Andrew DeClercq (Florida '95) Pos: C Ht: 6-10 Wt: 255 DOB: 2-1-73

Year	G-GS	FGM	FGA	PCT	3FGM	3FGA	PCT	FTM	FTA	PCT	REB	AST	PTS	AVG
2000-01	67-51	107	193	.554	0	0	.000	47	82	.573	236	32	261	3.9
2001-02	61-14	67	149	.450	0	0	.000	28	50	.560	163	22	162	2.7
2002-03	77-21	149	279	.534	0	0	.000	67	104	.644	339	52	365	4.7
2003-04	71-53	93	195	.477	0	0	.000	44	54	.815	317	44	230	3.2
2004-05	8-0	4	9	.444	0	0	.000	1	3	.333	10	0	9	1.1
TOTALS	284-139	420	825	.509	0	0	.000	187	293	.638	1,065	150	1,027	3.6

5 Dell Demps (Pacific '92) Pos: G Ht: 6-4 Wt: 210 DOB: 2-12-70

Year	G-GS	FGM	FGA	PCT	3FGM	3FGA	PCT	FTM	FTA	PCT	REB	AST	PTS	AVG
1996-97	2-0	0	3	.000	0	1	.000	2	2	1.000	0	0	2	1.0
TOTALS	2-0	0	3	.000	0	1	.000	2	2	1.000	0	0	2	1.0

13 Derrick Dial (Eastern Michigan '98) Pos: G Ht: 6-4 Wt: 184 DOB: 12-20-75

Year	G-GS	FGM	FGA	PCT	3FGM	3FGA	PCT	FTM	FTA	PCT	REB	AST	PTS	AVG
2003-04	9-0	9	28	.321	2	9	.222	6	8	.750	13	2	26	2.9
TOTALS	9-0	9	28	.321	2	9	.222	6	8	.750	13	2	26	2.9

34 Travis Diener (Marquette) Pos: G Ht: 6-1 Wt: 175 DOB: 3-1-82

Year	G-GS	FGM	FGA	PCT	3FGM	3FGA	PCT	FTM	FTA	PCT	REB	AST	PTS	AVG
2005-06	23-0	29	69	.420	25	57	.439	5	6	.833	21	16	88	3.8
2006-07	26-0	34	80	.425	18	50	.360	12	15	.800	18	35	98	3.8
TOTALS	49-0	63	149	.423	43	107	.402	17	21	.810	39	51	186	3.8

51 Michael Doleac (Utah '98) Pos: C Ht: 6-11 Wt: 262 DOB: 6-15-77

Year	G-GS	FGM	FGA	PCT	3FGM	3FGA	PCT	FTM	FTA	PCT	REB	AST	PTS	AVG
1998-99	49-0	125	267	.468	0	0	.000	54	80	.675	148	20	304	6.2
1999-00	81-29	242	535	.452	1	2	.500	80	95	.842	334	63	565	7.0
2000-01	77-21	220	527	.417	0	3	.000	50	59	.847				

ALL-TIME ROSTER

5 Keyon Dooling (Missouri) Pos: G Ht: 6-3 Wt: 195 DOB: 5-8-80

Year	G-GS	FGM	FGA	PCT	3FGM	3FGA	PCT	FTM	FTA	PCT	REB	AST	PTS	AVG
2005-06	50-7	178	405	.440	13	43	.302	101	121	.835	78	109	470	9.4
2006-07	66-2	188	458	.410	31	96	.323	114	141	.809	86	112	521	7.9
TOTALS	116-9	366	863	.424	44	139	.317	215	262	.821	164	221	991	8.5

20 Kevin Edwards (DePaul '88) Pos: G Ht: 6-3 Wt: 210 DOB: 10-30-65

Year	G-GS	FGM	FGA	PCT	3FGM	3FGA	PCT	FTM	FTA	PCT	REB	AST	PTS	AVG
1997-98	12-0	20	59	.339	2	4	.500	17	20	.850	20	13	59	4.9
TOTALS	12-0	20	59	.339	2	4	.500	17	20	.850	20	13	59	4.9

34 Brian Evans (Indiana '96) Pos: F Ht: 6-8 Wt: 220 DOB: 9-13-73

Year	G-GS	FGM	FGA	PCT	3FGM	3FGA	PCT	FTM	FTA	PCT	REB	AST	PTS	AVG
1996-97	14-0	8	22	.364	4	8	.500	0	0	.000	8	7	20	1.4
1997-98	44-0	77	206	.374	12	45	.267	40	48	.833	85	31	206	4.7
TOTALS	58-0	85	228	.373	16	53	.302	40	48	.833	93	38	226	3.9

6 Patrick Ewing (Georgetown '85) Pos: C Ht: 7-0 Wt: 255 DOB: 8-5-62

Year	G-GS	FGM	FGA	PCT	3FGM	3FGA	PCT	FTM	FTA	PCT	REB	AST	PTS	AVG
2001-02	65-4	148	333	.444	0	1	.000	94	134	.701	263	35	390	6.0
TOTALS	65-4	148	333	.444	0	1	.000	94	134	.701	263	35	390	6.0

3 Steve Francis (Maryland '00) Pos: G Ht: 6-3 Wt: 200 DOB: 2-21-77

Year	G-GS	FGM	FGA	PCT	3FGM	3FGA	PCT	FTM	FTA	PCT	REB	AST	PTS	AVG
2004-05	78-78	563	1,330	.423	38	127	.299	499	606	.823	450	547	1,663	21.3
2005-06	46-45	249	575	.433	18	70	.257	231	290	.797	219	262	747	16.2
TOTALS	124-123	812	1,905	.426	56	197	.284	730	896	.815	669	809	2,410	19.4

22 Reece Gaines (Louisville '03) Pos: G Ht: 6-6 Wt: 205 DOB: 1-7-81

Year	G-GS	FGM	FGA	PCT	3FGM	3FGA	PCT	FTM	FTA	PCT	REB	AST	PTS	AVG
2003-04	38-1	25	86	.291	3	10	.300	16	25	.640	39	40	69	1.8
TOTALS	38-1	25	86	.291	3	10	.300	16	25	.640	39	40	69	1.8

1 Kiwane Garris (Illinois '97) Pos: G Ht: 6-2 Wt: 183 DOB: 9-24-74

Year	G-GS	FGM	FGA	PCT	3FGM	3FGA	PCT	FTM	FTA	PCT	REB	AST	PTS	AVG
1999-00	3-0	2	10	.200	0	1	.000	0	0	.000	1	2	4	1.3
TOTALS	3-0	2	10	.200	0	1	.000	0	0	.000	1	2	4	1.3

8 Pat Garrity (Notre Dame '98) Pos: F Ht: 6-9 Wt: 238 DOB: 8-23-76

Year	G-GS	FGM	FGA	PCT	3FGM	3FGA	PCT	FTM	FTA	PCT	REB	AST	PTS	AVG
1999-00	82-1	258	585	.441	79	197	.401	80	111	.721	210	58	675	8.2
2000-01	76-1	223	576	.387	97	224	.433	85	98	.867	210	51	628	8.3
2001-02	80-43	327	767	.426	169	396	.427	61	73	.836	338	99	884	11.1
2002-03	81-53	312	744	.419	161	407	.396	83	100	.830	306	121	868	10.7
2003-04	2-0	1	3	.333	0	0	.000	0	0	.000	0	1	2	1.0
2004-05	71-0	123	306	.402	49	147	.333	29	33	.879	124	30	324	4.6
2005-06	57-0	101	242	.417	50	129	.388	30	37	.811	108	38	282	4.9
2006-07	33-0	22	70	.314	11	32	.344	16	18	.889	42	14	71	2.2
TOTALS	482-98	1,367	3,293	.415	616	1,532	.402	384	470	.817	1,268	412	3,734	7.7

25 Chris Gatling (Old Dominion '91) Pos: F-C Ht: 6-10 Wt: 230 DOB: 9-3-67

Year	G-GS	FGM	FGA	PCT	3FGM	3FGA	PCT	FTM	FTA	PCT	REB	AST	PTS	AVG
1999-00	45-0	210	462	.455	7	23	.304	171	245	.698	297	40	598	13.3
TOTALS	45-0	210	462	.455	7	23	.304	171	245	.698	297	40	598	13.3

ALL-TIME ROSTER

7 Gordan Giricek (Croatia) Pos: G-F Ht: 6-6 Wt: 210 DOB: 6-20-77

Year	G-GS	FGM	FGA	PCT	3FGM	3FGA	PCT	FTM	FTA	PCT	REB	AST	PTS	AVG
2002-03	27-27	143	325	.440	39	119	.328	62	76	.816	130	67	387	14.3
2003-04	48-25	188	427	.440	46	113	.407	67	81	.827	164	80	489	10.2
TOTALS	75-52	331	752	.440	85	232	.366	129	157	.822	294	147	876	11.7

9/0 Drew Gooden (Kansas '03) Pos: F Ht: 6-10 Wt: 227 DOB: 9-24-81

Year	G-GS	FGM	FGA	PCT	3FGM	3FGA	PCT	FTM	FTA	PCT	REB	AST	PTS	AVG
2002-03	19-18	100	201	.498	0	2	.000	59	80	.738	160	20	259	13.6
2003-04	79-17	369	829	.445	9	42	.214	167	262	.637	516	89	914	11.6
TOTALS	98-35	469	1,030	.455	9	44	.205	226	342	.661	676	109	1,173	12.0

54 Horace Grant (Clemson '87) Pos: F Ht: 6-10 Wt: 235 DOB: 7-4-65

Year	G-GS	FGM	FGA	PCT	3FGM	3FGA	PCT	FTM	FTA	PCT	REB	AST	PTS	AVG
1994-95	74-74	401	707	.567	0	8	.000	146	211	.692	715	173	948	12.8
1995-96	63-62	347	677	.513	1	6	.167	152	207	.734	580	170	847	13.4
1996-97	67-67	358	695	.515	1	6	.167	128	179	.715	600	163	845	12.6
1997-98	76-76	393	857	.459	0	7	.000	135	199	.678	618	172	921	12.1
1998-99	50-50	198	456	.434	0	2	.000	47	70	.671	351	90	443	8.9
2001-02	76-76	264	515	.513	0	0	.000	80	111	.721	481	104	608	8.0
2002-03	5-1	13	25	.520	0	0	.000	0	0	.000	8	7	26	5.2
TOTALS	411-406	1,974	3,932	.502	2	29	.069	688	977	.704	3,353	879	4,638	11.3

11 Litterial Green (Georgia '92) Pos: G Ht: 6-1 Wt: 185 DOB: 3-7-70

Year	G-GS	FGM	FGA	PCT	3FGM	3FGA	PCT	FTM	FTA	PCT	REB	AST	PTS	AVG
1992-93	52-4	87	198	.439	1	10	.100	60	96	.625	34	116	235	4.5
1993-94	29-0	22	57	.386	1	4	.250	28	37	.757	12	9	73	2.5
TOTALS	81-4	109	255	.427	2	14	.143	88	133	.662	46	125	308	3.8

21 Sidney Green (UNLV '83) Pos: F Ht: 6-9 Wt: 220 DOB: 1-4-61

Year	G-GS	FGM	FGA	PCT	3FGM	3FGA	PCT	FTM	FTA	PCT	REB	AST	PTS	AVG
1989-90	73-31	312	667	.468	1	3	.333	136	209	.651	588	99	761	10.4
TOTALS	73-31	312	667	.468	1	3	.333	136	209	.651	588	99	761	10.4

43 Geert Hammink (LSU '93) Pos: C Ht: 7-0 Wt: 262 DOB: 4-12-69

Year	G-GS	FGM	FGA	PCT	3FGM	3FGA	PCT	FTM	FTA	PCT	REB	AST	PTS	AVG
1993-94	1-0	1	3	.333	0	0	.000	0	0	.000	1	1	2	2.0
1994-95	1-0	1	3	.333	0	0	.000	2	2	1.000	2	1	4	4.0
1995-96	3-0	1	2	.500	0	0	.000	2	4	.500	3	0	4	1.3
TOTALS	5-0	3	8	.375	0	0	.000	4	6	.667	6	2	10	2.0

1 Anfernee Hardaway (Memphis St. '93) Pos: G-F Ht: 6-7 Wt: 207 DOB: 7-18-71

Year	G-GS	FGM	FGA	PCT	3FGM	3FGA	PCT	FTM	FTA	PCT	REB	AST	PTS	AVG
1993-94	82-82	509	1,092	.466	50	187	.267	245	330	.742	439	544	1,313	16.0
1994-95	77-77	585	1,142	.512	87	249	.349	356	463	.769	336	551	1,613	20.9
1995-96	82-82	623	1,215	.513	89	283	.314	445	580	.767	354	582	1,780	21.7
1996-97	59-59	421	941	.447	85	267	.318	283	345	.820	263	332	1,210	20.5
1997-98	19-15	103	273	.377	15	50	.300	90	118	.763	76	68	311	16.4
1998-99	50-50	301	717	.420	40	140	.286	149	211	.706	284	266	791	15.8
TOTALS	369-365	2,542	5,380	.472	366	1,176	.311	1,568	2,047	.766	1,752	2,343	7,018	19.0

12 Derek Harper (Illinois '84) Pos: G Ht: 6-4 Wt: 206 DOB: 10-13-61

Year	G-GS	FGM	FGA	PCT	3FGM	3FGA	PCT	FTM	FTA	PCT	REB	AST	PTS	AVG
1997-98	66-45	226	542	.417	59	164	.360	55	79	.696	103	233	566	8.6
TOTALS	66-45	226	542	.417	59	164	.360	55	79	.696	103</			

ALL-TIME ROSTER

15 Matt Harpring (Georgia Tech '98) Pos: F Ht: 6-7 Wt: 231 DOB: 5-31-76

Year	G-GS	FGM	FGA	PCT	3FGM	3FGA	PCT	FTM	FTA	PCT	REB	AST	PTS	AVG
1998-99	50-22	148	320	.463	10	25	.400	102	143	.713	214	45	408	8.2
1999-00	4-0	4	17	.235	2	2	1.000	6	7	.857	12	8	16	4.0
TOTALS	54-22	152	337	.451	12	27	.444	108	150	.720	226	53	424	7.9

4 Donnell Harvey (Florida '03) Pos: F Ht: 6-8 Wt: 220 DOB: 8-26-80

Year	G-GS	FGM	FGA	PCT	3FGM	3FGA	PCT	FTM	FTA	PCT	REB	AST	PTS	AVG
2003-04	24-1	36	89	.404	0	3	.000	26	39	.667	72	8	98	4.1
TOTALS	24-1	36	89	.404	0	3	.000	26	39	.667	72	8	98	4.1

15 Sean Higgins (Michigan '91) Pos: G Ht: 6-9 Wt: 215 DOB: 12-30-68

Year	G-GS	FGM	FGA	PCT	3FGM	3FGA	PCT	FTM	FTA	PCT	REB	AST	PTS	AVG
1991-92	32-12	123	262	.469	6	24	.250	24	29	.828	94	37	276	8.6
TOTALS	32-12	123	262	.469	6	24	.250	24	29	.828	94	37	276	8.6

33 Grant Hill (Duke '94) Pos: F Ht: 6-8 Wt: 225 DOB: 10-5-72

Year	G-GS	FGM	FGA	PCT	3FGM	3FGA	PCT	FTM	FTA	PCT	REB	AST	PTS	AVG
2000-01	4-4	19	43	.442	1	1	1.000	16	26	.615	25	25	55	13.8
2001-02	14-14	83	195	.426	0	2	.000	69	80	.863	125	64	235	16.8
2002-03	29-29	151	307	.492	1	4	.250	118	144	.819	206	122	421	14.5
2004-05	67-67	517	1,015	.509	3	13	.231	280	341	.821	318	220	1,317	19.7
2005-06	21-17	119	243	.490	2	8	.250	78	102	.765	80	48	318	15.1
2006-07	65-64	342	660	.518	2	12	.167	248	324	.765	237	138	934	14.4
TOTALS	200-195	1,231	2,463	.500	9	40	.225	809	1,017	.795	991	617	3,280	16.4

12 Dwight Howard (SW Atlanta Christian Academy '04) Pos: F-C Ht: 6-11 Wt: 265 DOB: 12-8-85

Year	G-GS	FGM	FGA	PCT	3FGM	3FGA	PCT	FTM	FTA	PCT	REB	AST	PTS	AVG
2004-05	82-82	352	677	.520	0	2	.000	277	413	.671	823	75	981	12.0
2005-06	82-81	468	881	.531	0	2	.000	356	598	.595	1,022	125	1,292	15.8
2006-07	82-82	526	873	.603	1	2	.500	390	666	.586	1,008	158	1,443	17.6
TOTALS	246-245	1,346	2,431	.554	1	6	.167	1,023	1,677	.610	2,853	358	3,716	15.1

5 Juwan Howard (Michigan '95) Pos: F Ht: 6-9 Wt: 260 DOB: 2-7-73

Year	G-GS	FGM	FGA	PCT	3FGM	3FGA	PCT	FTM	FTA	PCT	REB	AST	PTS	AVG
2003-04	81-77	529	1,169	.453	0	1	.000	318	393	.809	570	158	1,376	17.0
TOTALS	81-77	529	1,169	.453	0	1	.000	318	393	.809	570	158	1,376	17.0

11 Troy Hudson (Southern Illinois '98) Pos: G Ht: 6-1 Wt: 170 DOB: 3-13-76

Year	G-GS	FGM	FGA	PCT	3FGM	3FGA	PCT	FTM	FTA	PCT	REB	AST	PTS	AVG
2000-01	75-7	125	372	.336	22	109	.202	85	104	.817	105	162	357	4.8
2001-02	81-4	354	815	.434	66	187	.353	176	201	.876	145	255	950	11.7
TOTALS	156-11	479	1,187	.404	88	296	.297	261	305	.856	250	417	1,307	8.4

4 Ryan Humphrey (Notre Dame '02) Pos: F Ht: 6-8 Wt: 235 DOB: 7-24-79

Year	G-GS	FGM	FGA	PCT	3FGM	3FGA	PCT	FTM	FTA	PCT	REB	AST	PTS	AVG
2002-03	35-1	23	85	.271	0	0	.000	18	28	.643	69	7	64	1.8
TOTALS	35-1	23	85	.271	0	0	.000	18	28	.643	69	7	64	1.8

34 Brandon Hunter (Ohio '03) Pos: F Ht: 6-7 Wt: 255 DOB: 11-24-80

Year	G-GS	FGM	FGA	PCT	3FGM	3FGA	PCT	FTM	FTA	PCT	REB	AST	PTS	AVG
2004-05	31-0	37	73	.507	0	0	.000	21	39	.538	69	3	95	3.1
TOTALS	31-0	37	73	.507	0	0	.000	21	39	.538	69	3	95	3.1

ALL-TIME ROSTER

34 Steven Hunter (DePaul '03) Pos: F-C Ht: 7-0 Wt: 220 DOB: 10-31-81

Year	G-GS	FGM	FGA	PCT	3FGM	3FGA	PCT	FTM	FTA	PCT	REB	AST	PTS	AVG
2001-02	53-21	67	147	.456	0	0	.000	55	94	.585	97	5	189	3.6
2002-03	33-5	56	103	.544	0	0	.000	18	44	.409	93	6	130	3.9
2003-04	59-23	82	155	.529	0	0	.000	23	69	.333	170	12	187	3.2
TOTALS	145-49	205	405	.506	0	0	.000	96	207	.464	360	23	506	3.5

2 Jaren Jackson (Georgetown '89) Pos: G Ht: 6-6 Wt: 225 DOB: 10-27-67

Year	G-GS	FGM	FGA	PCT	3FGM	3FGA	PCT	FTM	FTA	PCT	REB	AST	PTS	AVG
2001-02	9-0	15	37	.405	7	20	.350	2	4	.500	17	8	39	4.3
TOTALS	9-0	15	37	.405	7	20	.350	2	4	.500	17	8	39	4.3

31 Britton Johnsen (Utah '03) Pos: F Ht: 6-10 Wt: 210 DOB: 7-8-79

Year	G-GS	FGM	FGA	PCT	3FGM	3FGA	PCT	FTM	FTA	PCT	REB	AST	PTS	AVG
2003-04	20-4	17	59	.288	1	12	.083	7	16	.438	45	12	42	2.1
TOTALS	20-4	17	59	.288	1	12	.083	7	16	.438	45	12	42	2.1

24 Anthony Johnson (Coll. of Charleston '97) Pos: G Ht: 6-3 Wt: 190 DOB: 10-2-74

Year	G-GS	FGM	FGA	PCT	3FGM	3FGA	PCT	FTM	FTA	PCT	REB	AST	PTS	AVG
1999-00	18-4	26	61	.426	1	5	.200	9	15	.600	12	13	62	3.4
TOTALS	18-4	26	61	.426	1	5	.200	9	15	.600	12	13	62	3.4

7 Mark Jones (Central Florida '98) Pos: G Ht: 6-6 Wt: 215 DOB: 5-25-75

Year	G-GS	FGM	FGA	PCT	3FGM	3FGA	PCT	FTM	FTA	PCT	REB	AST	PTS	AVG
2004-05	10-0	9	31	.290	0	4	.000	5	10	.500	13	6	23	2.3
TOTALS	10-0	9	31	.290	0	4	.000	5	10	.500	13	6	23	2.3

41 Mario Kasun (Croatia) Pos: C Ht: 7-1 Wt: 260 DOB: 4-5-80

Year	G-GS	FGM	FGA	PCT	3FGM	3FGA	PCT	FTM	FTA	PCT	REB	AST	PTS	AVG
2004-05	45-0	47	98	.480	0	1	.000	24	43	.558	128	8	118	2.6
2005-06	28-0	31	69	.449	0	0	.000	18	23	.783	60	3	80	2.9
TOTALS	73-0	78	167	.467	0	1	.000	42	66	.636	188	11	198	2.7

9 Tim Kempton (Notre Dame '86) Pos: F-C Ht: 6-10 Wt: 255 DOB: 1-25-64

Year	G-GS	FGM	FGA	PCT	3FGM	3FGA	PCT	FTM	FTA	PCT	REB	AST	PTS	AVG
1997-98	3-0	0	2	.000	0	0	.000	0	0	.000	1	1	0	0.0
TOTALS	3-0	0	2	.000	0	0	.000	0	0	.000	1	1	0	0.0

52 Jonathan Kerner (East Carolina '97) Pos: C Ht: 6-11 Wt: 245 DOB: 6-6-74

Year	G-GS	FGM	FGA	PCT	3FGM	3FGA	PCT	FTM	FTA	PCT	REB	AST	PTS	AVG
1998-99	1-0	0	1	.000	0	0	.000	0	0	.000	0	0	0	0.0
TOTALS	1-0	0	1	.000	0	0	.000	0	0	.000	0	0	0	0.0

40 Shawn Kemp (Concord HS '87) Pos: F Ht: 6-10 Wt: 280 DOB: 11-26-69

Year	G-GS	FGM	FGA	PCT	3FGM	3FGA	PCT	FTM	FTA	PCT	REB	AST	PTS	AVG
2002-03	79-55	211	505	.418	0	1	.000	115	155	.742	451	55	537	6.8
TOTALS	79-55	211	505	.418	0	1	.000	115	155	.742	451	55	537	6.8

2 Steve Kerr (Arizona '88) Pos: G Ht: 6-3 Wt: 180 DOB: 9-27-65

Year	G-GS	FGM	FGA	PCT	3FGM	3FGA	PCT	FTM	FTA	PCT	REB	AST	PTS	AVG
1992-93	47-0	48	112	.429	6	24	.250	20	22	.909	38	59	122	2.6
TOTALS	47-0	48	112	.429	6	24	.250	20	22	.909	38	59	122	2.6

HISTORY

HISTORY

ALL-TIME ROSTER

34 Greg Kite (Brigham Young '83) Pos: F-C Ht: 6-11 Wt: 263 DOB: 8-5-61

Year	G-GS	FGM	FGA	PCT	3FGM	3FGA	PCT	FTM	FTA	PCT	REB	AST	PTS	AVG
1990-91	82-82	166	338	.491	0	0	.000	63	123	.512	588	59	395	4.8
1991-92	72-44	94	215	.437	0	1	.000	40	68	.588	402	44	228	3.2
1992-93	64-1	38	84	.452	0	1	.000	13	24	.542	193	10	89	1.4
1993-94	29-0	13	35	.371	0	0	.000	8	22	.364	70	4	34	1.2
TOTALS	247-127	311	672	.463	0	2	.000	124	237	.523	1,253	117	746	3.0

45 Jon Koncak (Southern Methodist '85) Pos: C Ht: 7-0 Wt: 250 DOB: 5-7-63

Year	G-GS	FGM	FGA	PCT	3FGM	3FGA	PCT	FTM	FTA	PCT	REB	AST	PTS	AVG
1995-96	67-35	84	175	.480	3	9	.333	32	57	.561	272	51	203	3.0
TOTALS	67-35	84	175	.480	3	9	.333	32	57	.561	272	51	203	3.0

42 Larry Krystkowiak (Montana '86) Pos: F Ht: 6-9 Wt: 240 DOB: 9-23-64

Year	G-GS	FGM	FGA	PCT	3FGM	3FGA	PCT	FTM	FTA	PCT	REB	AST	PTS	AVG
1993-94	34-11	71	148	.480	0	1	.000	31	39	.795	123	35	173	5.1
TOTALS	34-11	71	148	.480	0	0	.000	31	39	.795	123	35	173	5.1

8 Jason Lawson (Villanova '97) Pos: F-C Ht: 6-11 Wt: 240 DOB: 9-2-74

Year	G-GS	FGM	FGA	PCT	3FGM	3FGA	PCT	FTM	FTA	PCT	REB	AST	PTS	AVG
1997-98	17-0	9	15	.600	0	0	.000	8	10	.800	27	5	26	1.5
TOTALS	17-0	9	15	.600	0	0	.000	8	10	.800	27	5	26	1.5

24 Todd Lichti (Stanford '89) Pos: G Ht: 6-4 Wt: 205 DOB: 1-8-67

Year	G-GS	FGM	FGA	PCT	3FGM	3FGA	PCT	FTM	FTA	PCT	REB	AST	PTS	AVG
1993-94	4-0	4	9	.444	0	0	.000	0	0	.000	4	2	8	2.0
TOTALS	4-0	4	9	.444	0	0	.000	0	0	.000	4	2	8	2.0

10 Tyronn Lue (Nebraska '98) Pos: G Ht: 6-0 Wt: 178 DOB: 5-3-77

Year	G-GS	FGM	FGA	PCT	3FGM	3FGA	PCT	FTM	FTA	PCT	REB	AST	PTS	AVG
2003-04	76-69	309	714	.433	80	209	.383	101	131	.771	187	317	799	10.5
TOTALS	76-69	309	714	.433	80	209	.383	101	131	.771	187	317	799	10.5

50 Corey Maggette (Duke '02) Pos: F-G Ht: 6-6 Wt: 215 DOB: 11-12-79

Year	G-GS	FGM	FGA	PCT	3FGM	3FGA	PCT	FTM	FTA	PCT	REB	AST	PTS	AVG
1999-00	77-5	224	469	.478	2	11	.182	196	261	.751	303	61	646	8.4
TOTALS	77-5	224	469	.478	2	11	.182	196	261	.751	303	61	646	8.4

2 Vernon Maxwell (Florida '88) Pos: G Ht: 6-4 Wt: 190 DOB: 9-12-65

Year	G-GS	FGM	FGA	PCT	3FGM	3FGA	PCT	FTM	FTA	PCT	REB	AST	PTS	AVG
1997-98	11-0	26	78	.333	6	26	.231	23	26	.885	13	12	81	7.4
TOTALS	11-0	26	78	.333	6	26	.231	23	26	.885	13	12	81	7.4

00 Amal McCaskill (Marquette '96) Pos: F-C Ht: 6-11 Wt: 235 DOB: 10-28-73

Year	G-GS	FGM	FGA	PCT	3FGM	3FGA	PCT	FTM	FTA	PCT	REB	AST	PTS	AVG
1996-97	17-1	10	32	.313	0	2	.000	8	12	.667	22	7	28	1.6
TOTALS	17-1	10	32	.313	0	2	.000	8	12	.667	22	7	28	1.6

1 Tracy McGrady (Mt. Zion Christian Academy '97) Pos: G Ht: 6-8 Wt: 210 DOB: 5-24-79

Year	G-GS	FGM	FGA	PCT	3FGM	3FGA	PCT	FTM	FTA	PCT	REB	AST	PTS	AVG
2000-01	77-77	788	1,724	.457	59	166	.355	430	587	.733	580	352	2,065	26.8
2001-02	76-76	715	1,586	.451	103	283	.364	415	555	.748	597	400	1,948	25.6
2002-03	75-74	829	1,813	.457	173	448	.386	576	726	.793	488	411	2,407	32.1
2003-04	67-67	653	1,566	.417	174	513	.339	398	500	.796	402	370	1,878	28.0
TOTALS	295-294	2,985	6,689	.446	509	1,410	.361	1,819	2,368	.768	2,067	1,533	8,298	28.1

ALL-TIME ROSTER

31 Mark McNamara (California '82) Pos: C Ht: 6-11 Wt: 235 DOB: 6-8-59

Year	G-GS	FGM	FGA	PCT	3FGM	3FGA	PCT	FTM	FTA	PCT	REB	AST	PTS	AVG
1990-91	2-0	0	1	.000	0	0	.000	0	0	.000	4	0	0	0.0
TOTALS	2-0	0	1	.000	0	0	.000	0	0	.000	4	0	0	0.0

5 Ron Mercer (Kentucky '99) Pos: G-F Ht: 6-7 Wt: 210 DOB: 5-18-76

Year	G-GS	FGM	FGA	PCT	3FGM	3FGA	PCT	FTM	FTA	PCT	REB	AST	PTS	AVG
1999-00	31-31	188	468	.402	0	9	.000	94	119	.790	98	54	470	15.2
TOTALS	31-31	188	468	.402	0	9	.000	94	119	.790	98	54	470	15.2

31 Darko Milicic (Serbia & Montenegro) Pos: F-C Ht: 7-0 Wt: 245 DOB: 6-20-85

Year	G-GS	FGM	FGA	PCT	3FGM	3FGA	PCT	FTM	FTA	PCT	REB	AST	PTS	AVG
2005-06	30-1	102	201	.507	0	0	.000	25	42	.595	123	32	229	7.6
2006-07	80-16	249	548	.454	0	1	.000	141	230	.613	437	90	639	8.0
TOTALS	110-17	351	749	.469	0	1	.000	166	272	.610	560	122	868	7.9

50 Mike Miller (Florida '02) Pos: F-G Ht: 6-8 Wt: 218 DOB: 2-19-80

Year	G-GS	FGM	FGA	PCT	3FGM	3FGA	PCT	FTM	FTA	PCT	REB	AST	PTS	AVG
2000-01	82-62	368	845	.436	148	364	.407	91	128	.711	327	140	975	11.9
2001-02	63-53	351	802	.438	116	303	.383	138	181	.762	273	198	956	15.2
2002-03	49-39	296	708	.418	87	256	.340	127	150	.847	286	139	806	16.4
TOTALS	194-154	1,015	2,355	.431	351	923	.380	356	459	.776	886	477	2,737	14.1

5 Cuttino Mobley (Rhode Island '98) Pos: G Ht: 6-4 Wt: 215 DOB: 9-1-75

Year	G-GS	FGM	FGA	PCT	3FGM	3FGA	PCT	FTM	FTA	PCT	REB	AST	PTS	AVG
2004-05	23-21	128	296	.432	58	125	.464	55	69	.797	63	42	369	16.0
TOTALS	23-21	128	296	.432	58	125	.464	55	69	.797	63	42	369	16.0

40 Terence Morris (Maryland) Pos: F Ht: 6-9 Wt: 221 DOB: 1-11-79

Year	G-GS	FGM	FGA	PCT	3FGM	3FGA	PCT	FTM	FTA	PCT	REB	AST	PTS	AVG
2005-06	22-0	16	49	.327	0	2	.000	3	3	1.000	38	4	35	1.6
TOTALS	22-0	16	49	.327	0	2	.000	3	3	1.000	38	4	35	1.6

4 Lee Nailon (Texas Christian '99) Pos: F Ht: 6-9 Wt: 238 DOB: 2-22-75

Year	G-GS	FGM	FGA	PCT	3FGM	3FGA	PCT	FTM	FTA	PCT	REB	AST	PTS	AVG
2003-04	8-0	11	27	.407	0	0	.000	7	9	.778	14	4	29	3.6
TOTALS	8-0	11	27	.407	0	0	.000	7	9	.778	14	4	29	3.6

14 Jameer Nelson (St. Joseph's '04) Pos: G Ht: 6-0 Wt: 190 DOB: 2-9-82

Year	G-GS	FGM	FGA	PCT	3FGM	3FGA	PCT	FTM	FTA	PCT	REB	AST	PTS	AVG
2004-05	79-21	286	628	.455	44	141	.312	73	107	.682	193	237	689	8.7
2005-06	62-33	347	719	.483	70	165	.424	141	181	.779	180	302	905	14.6
2006-07	77-77	376	875	.430	65	194	.335	183	221	.828	236	330	1,000	13.0
TOTALS	218-131	1,009	2,222	.454	179	500	.358	397	509	.780	609	869	2,594	11.9

50 Jawann Oldham (Seattle '80) Pos: C Ht: 7-0 Wt: 215 DOB: 7-4-57

Year	G-GS	FGM	FGA	PCT	3FGM	3FGA	PCT	FTM	FTA	PCT	REB	AST	PTS	AVG
1989-90	3-0	1	3	.333	0	0	.000	2	5	.400	15	0	4	1.3
TOTALS	3-0	1	3	.333	0	0	.000	2	5	.400	15	0	4	1.3

3 Kevin Ollie (Connecticut '95) Pos: G-F Ht: 6-4 Wt: 195 DOB: 12-27-72

Year	G-GS	FGM	FGA	PCT	3FGM	3FGA	PCT	FTM	FTA	PCT	REB	AST	PTS	AVG
1997-98	19-0	23	56	.411	0	1	.000	31	45	.689	18	33	77	4.1
1998-99	1-0	0	1	.000	0	0	.000	1	2	.500	1	0	1	1.0
TOTALS	20-0	23	5											

ALL-TIME ROSTER

32 Shaquille O'Neal (LSU '93) Pos: C Ht: 7-1 Wt: 303 DOB: 3-6-72

Year	G-GS	FGM	FGA	PCT	3FGM	3FGA	PCT	FTM	FTA	PCT	REB	AST	PTS	AVG
1992-93	81-81	733	1,304	.562	0	2	.000	427	721	.592	1,122	152	1,893	23.4
1993-94	81-81	953	1,591	.599	0	2	.000	471	850	.554	1,072	195	2,377	29.3
1994-95	79-79	930	1,594	.583	0	5	.000	455	854	.533	901	214	2,315	29.3
1995-96	54-52	592	1,033	.573	1	2	.500	249	511	.487	596	155	1,434	26.6
TOTALS	295-293	3,208	5,522	.581	1	11	.090	1,602	2,936	.546	3,691	716	8,019	27.2

45 Charles "Bo" Outlaw (Houston '93) Pos: F Ht: 6-8 Wt: 210 DOB: 4-13-71

Year	G-GS	FGM	FGA	PCT	3FGM	3FGA	PCT	FTM	FTA	PCT	REB	AST	PTS	AVG
1997-98	82-76	301	543	.554	1	4	.250	180	313	.575	637	216	783	9.5
1998-99	31-22	84	154	.545	0	3	.000	35	81	.432	167	56	203	6.5
1999-00	82-55	204	339	.602	0	3	.000	82	162	.506	525	245	490	6.0
2000-01	80-69	226	368	.614	1	2	.500	129	225	.573	619	225	582	7.3
2001-02	10-0	13	21	.619	0	0	.000	8	18	.444	29	5	34	3.4
2005-06	32-0	35	58	.603	0	0	.000	5	8	.625	77	14	75	2.3
2006-07	41-0	34	51	.667	0	0	.000	13	22	.591	106	16	81	2.0
TOTALS	358-222	897	1,534	.585	2	12	.167	452	829	.545	2,160	777	2,248	6.3

11 Doug Overton (LaSalle '91) Pos: G Ht: 6-3 Wt: 190 DOB: 8-3-69

Year	G-GS	FGM	FGA	PCT	3FGM	3FGA	PCT	FTM	FTA	PCT	REB	AST	PTS	AVG
1998-99	6-0	6	12	.500	0	2	.000	6	6	1.000	2	3	18	3.0
TOTALS	6-0	6	12	.500	0	2	.000	6	6	1.000	2	3	18	3.0

00 Olumide Oyedeji (Nigeria) Pos: F Ht: 6-10 Wt: 240 DOB: 5-11-81

Year	G-GS	FGM	FGA	PCT	3FGM	3FGA	PCT	FTM	FTA	PCT	REB	AST	PTS	AVG
2002-03	27-3	10	23	.435	0	0	.000	7	11	.636	50	5	27	1.0
TOTALS	27-3	10	23	.435	0	0	.000	7	11	.636	50	5	27	1.0

27 Zaza Pachulia (Turkey) Pos: C Ht: 6-11 Wt: 240 DOB: 2-10-84

Year	G-GS	FGM	FGA	PCT	3FGM	3FGA	PCT	FTM	FTA	PCT	REB	AST	PTS	AVG
2003-04	59-2	68	175	.389	0	0	.000	58	90	.644	174	13	194	3.3
TOTALS	59-2	68	175	.389	0	0	.000	58	90	.644	174	13	194	3.3

24 Anthony Parker (Bradley '97) Pos: G Ht: 6-6 Wt: 215 DOB: 6-19-75

Year	G-GS	FGM	FGA	PCT	3FGM	3FGA	PCT	FTM	FTA	PCT	REB	AST	PTS	AVG
1999-00	16-0	24	57	.421	1	14	.071	8	11	.727	27	10	57	3.6
TOTALS	16-0	24	57	.421	1	14	.071	8	11	.727	27	10	57	3.6

26 Desmond Penigar (Utah State '03) Pos: F Ht: 6-7 Wt: 245 DOB: 7-16-81

Year	G-GS	FGM	FGA	PCT	3FGM	3FGA	PCT	FTM	FTA	PCT	REB	AST	PTS	AVG
2003-04	10-0	14	28	.500	0	0	.000	4	4	1.000	24	3	32	3.2
TOTALS	10-0	14	28	.500	0	0	.000	4	4	1.000	24	3	32	3.2

2 Elliot Perry (Memphis State '91) Pos: G Ht: 6-0 Wt: 152 DOB: 3-28-69

Year	G-GS	FGM	FGA	PCT	3FGM	3FGA	PCT	FTM	FTA	PCT	REB	AST	PTS	AVG
2000-01	6-0	5	11	.455	0	1	.000	0	0	.000	4	5	10	1.7
TOTALS	6-0	5	11	.455	0	1	.000	0	0	.000	4	5	10	1.7

5 Mark Price (Georgia Tech '86) Pos: G Ht: 6-0 Wt: 180 DOB: 2-15-64

Year	G-GS	FGM	FGA	PCT	3FGM	3FGA	PCT	FTM	FTA	PCT	REB	AST	PTS	AVG
1997-98	63-33	229	531	.431	52	155	.335	87	103	.845	129	297	597	9.5
TOTALS	63-33	229	531	.431	52	155	.335	87	103	.845	129	297	597	9.5

7 J.J. Redick (Duke) Pos: G Ht: 6-4 Wt: 190 DOB: 6-24-84

Year	G-GS	FGM	FGA	PCT	3FGM	3FGA	PCT	FTM	FTA	PCT	REB	AST	PTS	AVG
2006-07	42-0	80	195	.410	38	98	.388	54	60	.900	52	36	252	6.0
TOTALS	42-0	80	195	.410	38	98	.388	54	60	.900	52	36	252	6.0

ALL-TIME ROSTER

52 Don Reid (Georgetown '95) Pos: C Ht: 6-8 Wt: 250 DOB: 12-30-73

Year	G-GS	FGM	FGA	PCT	3FGM	3FGA	PCT	FTM	FTA	PCT	REB	AST	PTS	AVG
2000-01	65-7	82	145	.566	0	0	.000	46	75	.613	242	21	210	3.2
2001-02	68-5	90	190	.474	0	0	.000	44	68	.647	176	27	224	3.3
TOTALS	133-12	172	335	.513	0	0	.000	90	143	.629	418	48	434	3.3

35 Jerry Reynolds (LSU '85) Pos: G-F Ht: 6-8 Wt: 206 DOB: 12-23-62

Year	G-GS	FGM	FGA	PCT	3FGM	3FGA	PCT	FTM	FTA	PCT	REB	AST	PTS	AVG
1989-90	67-40	309	741	.417	1	14	.071	239	322	.742	323	180	858	12.8
1990-91	80-9	344	793	.434	10	34	.294	336	419	.802	299	203	1,034	12.9
1991-92	46-16	197	518	.380	3	24	.125	158	189	.836	149	151	555	12.1
TOTALS	193-65	850	2,052	.414	14	72	.194	733	930	.788	771	534	2,447	12.7

53 Stanley Roberts (LSU '91) Pos: C Ht: 7-0 Wt: 285 DOB: 2-7-70

Year	G-GS	FGM	FGA	PCT	3FGM	3FGA	PCT	FTM	FTA	PCT	REB	AST	PTS	AVG
1991-92	55-34	236	446	.529	0	1	.000	101	196	.515	336	39	573	10.4
TOTALS	55-34	236	446	.529	0	1	.000	101	196	.515	336	39	573	10.4

26 James Robinson (Alabama '94) Pos: G Ht: 6-2 Wt: 180 DOB: 8-31-70

Year	G-GS	FGM	FGA	PCT	3FGM	3FGA	PCT	FTM	FTA	PCT	REB	AST	PTS	AVG
2000-01	6-0	4	11	.364	2	5	.400	0	0	.000	8	0	10	1.7
TOTALS	6-0	4	11	.364	2	5	.400	0	0	.000	8	0	10	1.7

30 Wayne "Tree" Rollins (Clemson '77) Pos: C Ht: 7-1 Wt: 255 DOB: 6-16-55

Year	G-GS	FGM	FGA	PCT	3FGM	3FGA	PCT	FTM	FTA	PCT	REB	AST	PTS	AVG
1993-94	45-1	29	53	.547	0	0	.000	18	30	.600	96	9	76	1.7
1994-95	51-3	20	42	.476	0	0	.000	21	31	.677	95	9	61	1.2
TOTALS	96-4	49	95	.516	0	0	.000	39	61	.639	191	18	137	1.4

45 Sean Rooks (Arizona '92) Pos: F-C Ht: 6-10 Wt: 260 DOB: 9-9-69

Year	G-GS	FGM	FGA	PCT	3FGM	3FGA	PCT	FTM	FTA	PCT	REB	AST	PTS	AVG
2003-04	20-0	20	57	.351	0	1	.000	21	22	.955	47	18	61	3.1
TOTALS	20-0	20	57	.351	0	1	.000	21	22	.955	47	18	61	3.1

5/15 Donald Royal (Notre Dame '87) Pos: F Ht: 6-8 Wt: 210 DOB: 5-2-66

Year	G-GS	FGM	FGA	PCT	3FGM	3FGA	PCT	FTM	FTA	PCT	REB	AST	PTS	AVG
1992-93	77-0	194	391	.496	0	3	.000	318	390	.815	295	80	706	9.2
1993-94	74-0	174	347	.501	0	2	.000	199	269	.740	248	61	547	7.4
1994-95	70-68	206	434	.475	0	4	.000	223	299	.746	279	198	635	9.1
1995-96	64-7	106	216	.491	0	2	.000	125	164	.762	153	42	337	5.3
1996-97	1-1	4	10	.400	0	0	.000	4	4	1.000	1	1	12	12.0
1997-98	2-0	1	6	.167	0	0	.000	3	4	.750	4	1	5	2.5
TOTALS	288-76	685	1,404	.488	0	11	.000	872	1,130	.772	980	383	2,242	7.8

5 Jeryl Sasser (SMU '02) Pos: G Ht: 6-6 Wt: 200 DOB: 2-13-79

Year	G-GS	FGM	FGA	PCT	3FGM	3FGA	PCT	FTM	FTA	PCT	REB	AST	PTS	AVG
2001-02	7-0	3	14	.214	0	0	.000	4	5	.800	7	2	10	1.4
2002-03	75-4	64	207	.309	13	44	.295	53	78	.679	184	65	194	2.6
TOTALS	82-4	67	221	.303	13	44	.295	57	83	.687	191	67	204	2.5

24 Dan Schayes (Syracuse '81) Pos: C Ht: 6-11 Wt: 260 DOB: 5-10-59

Year	G-GS	FGM	FGA	PCT	3FGM	3FGA	PCT	FTM	FTA	PCT	REB	AST	PTS	AVG
1996-97	45-6	47	120	.392	0	1	.000	39	52	.750	125	14	133	3.0
1997-98	74-33	155	371	.418	0	0	.000	96	119	.807	242	44	406	5.5
1998-99	19-1	11	29	.379	0	0	.000	6						

ALL-TIME ROSTER

3 Dennis Scott (Georgia Tech '91) Pos: F Ht: 6-8 Wt: 229 DOB: 9-5-68

Year	G-GS	FGM	FGA	PCT	3FGM	3FGA	PCT	FTM	FTA	PCT	REB	AST	PTS	AVG
1990-91	82-73	503	1,183	.425	125	334	.374	153	204	.750	235	134	1,284	15.7
1991-92	18-15	133	331	.402	29	89	.326	64	71	.901	66	35	359	19.9
1992-93	54-43	329	763	.431	108	268	.403	92	117	.786	186	136	858	15.9
1993-94	82-37	384	949	.405	155	388	.399	123	159	.774	218	216	1,046	12.8
1994-95	62-10	283	645	.439	150	352	.426	86	114	.754	146	131	802	12.9
1995-96	82-82	491	1,117	.440	267	628	.425	182	222	.820	309	243	1,431	17.5
1996-97	66-62	298	749	.398	147	373	.394	80	101	.792	203	139	823	12.5
TOTALS	446-322	2,421	5,737	.422	981	2,432	.403	780	988	.789	1,363	1,034	6,603	14.8

4 Rony Seikaly (Syracuse '88) Pos: C Ht: 6-11 Wt: 253 DOB: 5-10-65

Year	G-GS	FGM	FGA	PCT	3FGM	3FGA	PCT	FTM	FTA	PCT	REB	AST	PTS	AVG
1996-97	74-68	460	907	.507	0	3	.000	357	500	.714	701	92	1,277	17.3
1997-98	47-47	237	538	.441	0	2	.000	230	305	.754	357	69	704	15.0
TOTALS	121-115	697	1,445	.482	0	5	.000	587	805	.729	1,058	161	1,981	16.4

20 Brian Shaw (Santa Barbara '88) Pos: G Ht: 6-6 Wt: 194 DOB: 3-22-66

Year	G-GS	FGM	FGA	PCT	3FGM	3FGA	PCT	FTM	FTA	PCT	REB	AST	PTS	AVG
1994-95	78-9	192	494	.389	48	184	.261	70	95	.737	241	406	502	6.4
1995-96	75-1	182	486	.374	41	144	.285	91	114	.798	224	336	496	6.6
1996-97	77-31	189	516	.366	63	194	.325	111	140	.793	194	319	552	7.2
TOTALS	230-41	563	1,496	.376	152	522	.291	272	349	.779	659	1,061	1,550	6.7

34 Miles Simon (Arizona '98) Pos: G Ht: 6-5 Wt: 202 DOB: 11-21-75

Year	G-GS	FGM	FGA	PCT	3FGM	3FGA	PCT	FTM	FTA	PCT	REB	AST	PTS	AVG
1998-99	5-0	1	5	.200	0	2	.000	0	0	.000	2	0	2	0.4
TOTALS	5-0	1	5	.200	0	2	.000	0	0	.000	2	0	2	0.4

4 Scott Skiles (Michigan St. '86) Pos: G Ht: 6-1 Wt: 180 DOB: 3-5-64

Year	G-GS	FGM	FGA	PCT	3FGM	3FGA	PCT	FTM	FTA	PCT	REB	AST	PTS	AVG
1989-90	70-32	190	464	.409	52	132	.394	104	119	.874	159	334	536	7.7
1990-91	79-66	462	1,039	.445	93	228	.408	340	377	.902	270	660	1,357	17.2
1991-92	75-63	359	868	.414	91	250	.364	248	277	.895	202	544	1,057	14.1
1992-93	78-78	416	891	.467	80	235	.340	289	324	.892	290	735	1,201	15.4
1993-94	82-46	276	644	.429	68	165	.412	195	222	.878	189	503	815	9.9
TOTALS	384-285	1,703	3,906	.436	384	1,010	.380	1,176	1,319	.892	1,110	2,776	4,966	12.9

30 Kenny Smith (North Carolina '87) Pos: G Ht: 6-3 Wt: 170 DOB: 3-8-65

Year	G-GS	FGM	FGA	PCT	3FGM	3FGA	PCT	FTM	FTA	PCT	REB	AST	PTS	AVG
1996-97	6-0	6	13	.462	3	5	.600	2	2	1.000	2	4	17	2.8
TOTALS	6-0	6	13	.462	3	5	.600	2	2	1.000	2	4	17	2.8

32 Otis Smith (Jacksonville '86) Pos: G-F Ht: 6-5 Wt: 210 DOB: 1-30-64

Year	G-GS	FGM	FGA	PCT	3FGM	3FGA	PCT	FTM	FTA	PCT	REB	AST	PTS	AVG
1989-90	65-35	348	708	.492	10	40	.250	169	222	.761	300	147	875	13.5
1990-91	75-39	407	902	.451	9	46	.196	221	301	.734	389	169	1,044	13.9
1991-92	55-5	116	318	.365	8	21	.381	70	91	.769	116	57	310	5.6
TOTALS	195-79	871	1,928	.452	27	107	.252	460	614	.750	805	373	2,229	11.4

50 Felton Spencer (Louisville '90) Pos: C Ht: 7-0 Wt: 280 DOB: 1-5-68

Year	G-GS	FGM	FGA	PCT	3FGM	3FGA	PCT	FTM	FTA	PCT	REB	AST	PTS	AVG
1996-97	1-1	2	2	1.000	0	0	.000	0	0	.000	6	1	4	4.0
TOTALS	1-1	2	2	1.000	0	0	.000	0	0	.000	6	1	4	4.0

ALL-TIME ROSTER

2/9 DeShawn Stevenson (Washington Union HS '00) Pos: G Ht: 6-5 Wt: 210 DOB: 4-3-81

Year	G-GS	FGM	FGA	PCT	3FGM	3FGA	PCT	FTM	FTA	PCT	REB	AST	PTS	AVG
2003-04	26-24	115	285	.404	12	41	.293	49	71	.690	120	66	291	11.2
2004-05	55-27	174	426	.408	25	67	.373	56	101	.554	102	69	429	7.8
2005-06	82-82	359	781	.460	2	15	.133	180	242	.744	241	160	900	11.0
TOTALS	163-133	648	1,492	.434	39	123	.317	285	414	.688	463	295	1,620	9.9

31 Rod Strickland (DePaul '88) Pos: G Ht: 6-3 Wt: 185 DOB: 7-11-66

Year	G-GS	FGM	FGA	PCT	3FGM	3FGA	PCT	FTM	FTA	PCT	REB	AST	PTS	AVG
2003-04	46-9	122	269	.454	10	33	.303	57	76	.750	118	185	311	6.8
TOTALS	46-9	122	269	.454	10	33	.303	57	76	.750	118	185	311	6.8

33 Derek Strong (Xavier '90) Pos: F Ht: 6-9 Wt: 240 DOB: 2-9-68

Year	G-GS	FGM	FGA	PCT	3FGM	3FGA	PCT	FTM	FTA	PCT	REB	AST	PTS	AVG
1996-97	82-21	262	586	.447	0	13	.000	175	218	.803	519	73	699	8.5
1997-98	58-8	259	617	.420	0	4	.000	218	279	.781	427	51	736	12.7
1998-99	44-0	76	180	.422	0	2	.000	71	99	.717	161	17	223	5.1
1999-00	20-0	21	48	.438	1	4	.250	11	14	.786	44	4	54	2.7
TOTALS	204-29	618	1,431	.432	1	23	.043	475	610	.779	1,151	145	1,712	8.4

17/23 Johnny Taylor (Tenn.-Chattanooga '97) Pos: F Ht: 6-9 Wt: 220 DOB: 6-4-74

Year	G-GS	FGM	FGA	PCT	3FGM	3FGA	PCT	FTM	FTA	PCT	REB	AST	PTS	AVG
1997-98	12-0	13	37	.351	1	2	.500	11	16	.688	13	1	38	3.2
1999-00	5-0	5	12	.417	1	1	1.000	0	0	.000	5	1	11	2.2
TOTALS	17-0	18	49	.367	2	3	.667	11	16	.688	18	2	49	2.9

24 Reggie Theus (UNLV '78) Pos: G Ht: 6-7 Wt: 213 DOB: 10-13-57

Year	G-GS	FGM	FGA	PCT	3FGM	3FGA	PCT	FTM	FTA	PCT	REB	AST	PTS	AVG
1989-90	76-71	517	1,178	.439	26	105	.248	378	443	.853	221	407	1,438	18.9
TOTALS	76-71	517	1,178	.439	26	105	.248	378	443	.853	221	407	1,438	18.9

23 Carl Thomas (Eastern Michigan '91) Pos: G Ht: 6-4 Wt: 195 DOB: 10-3-69

Year	G-GS	FGM	FGA	PCT	3FGM	3FGA	PCT	FTM	FTA	PCT	REB	AST	PTS	AVG
1997-98	4-0	4	5	.800	0	0	.000	1	2	.500	0	1	9	2.3
TOTALS	4-0	4	5	.800	0	0	.000	1	2	.500	0	1	9	2.3

22 Brooks Thompson (Oklahoma St. '94) Pos: G Ht: 6-4 Wt: 193 DOB: 7-19-70

Year	G-GS	FGM	FGA	PCT	3FGM	3FGA	PCT	FTM	FTA	PCT	REB	AST	PTS	AVG
1994-95	38-2	45	114	.395	18	58	.310	8	12	.667	23	43	116	3.1
1995-96	33-0	48	103	.466	25	64	.391	19	27	.704	24	31	140	4.2
TOTALS	71-2	93	217	.429	43	122	.352	27	39	.692	47	74	256	3.6

5 Stephen Thompson (Syracuse '90) Pos: G Ht: 6-4 Wt: 190 DOB: 10-13-57

Year	G-GS	FGM	FGA	PCT	3FGM	3FGA	PCT	FTM	FTA	PCT	REB	AST	PTS	AVG
1991-92	1-0	1	3	.333	0	0	.000	0	0	.000	1	1	2	2.0
TOTALS	1-0	1	3	.333	0	0	.000	0	0	.000	1	1	2	2.0

40 Tom Tolbert (Arizona '88) Pos: F Ht: 6-8 Wt: 240 DOB: 10-16-65

Year	G-GS	FGM	FGA	PCT	3FGM	3FGA	PCT	FTM	FTA	PCT	REB	AST	PTS	AVG
1992-93	72-61	226	454	.498	9	28	.321	122	168	.726	412	91	583	8.1
TOTALS	72-61	226	454	.498	9	28	.321	122	168	.726	412	91	583	8.1

55 Keith Tower (Notre Dame '92) Pos: F Ht: 6-11 Wt: 250 DOB: 5-15-70

Year	G-GS	FGM	FGA	PCT	3FGM	3FGA	PCT	FTM	FTA	PCT	REB	AST	PTS	AVG
1993-94	11-0	4	9	.444	0	0	.000	0	0	.000	6	1	8	0.7
1994-95	3-0	0	2	.000	0	0	.000	1	2	.500	3	0	1	0.3
TOTALS	14-0	4	11	.364	0	0	.000	1	2	.500	9	1	9	0.6

HISTORY

HISTORY

ALL-TIME ROSTER

15 Hidayet "Hedo" Turkoglu (Turkey) Pos: F Ht: 6-10 Wt: 220 DOB: 3-19-79

Year	G-GS	FGM	FGA	PCT	3FGM	3FGA	PCT	FTM	FTA	PCT	REB	AST	PTS	AVG
2004-05	67-11	328	782	.419	93	245	.380	188	225	.836	233	153	937	14.0
2005-06	78-59	398	877	.454	114	283	.403	255	296	.861	333	216	1,165	14.9
2006-07	73-73	345	823	.419	109	281	.388	171	219	.781	293	233	970	13.3
TOTALS	218-143	1,071	2,482	.432	316	809	.391	614	740	.830	859	602	3,072	14.1

31 Jeff Turner (Vanderbilt '84) Pos: F Ht: 6-9 Wt: 244 DOB: 4-9-62

Year	G-GS	FGM	FGA	PCT	3FGM	3FGA	PCT	FTM	FTA	PCT	REB	AST	PTS	AVG
1989-90	60-15	132	308	.429	2	10	.200	42	54	.778	227	53	308	5.1
1990-91	71-43	259	532	.487	6	15	.400	85	112	.759	363	97	609	8.6
1991-92	75-42	225	499	.451	1	8	.125	79	114	.693	246	92	530	7.1
1992-93	75-20	231	437	.529	10	17	.588	56	70	.800	252	107	528	7.0
1993-94	68-51	199	426	.467	18	55	.327	35	45	.778	271	60	451	6.6
1994-95	49-5	73	178	.410	27	75	.360	26	29	.897	97	38	199	4.1
1995-96	13-0	18	51	.353	9	27	.333	2	2	1.000	28	6	47	3.6
TOTALS	411-176	1,137	2,431	.468	73	207	.353	325	426	.763	1,484	453	2,672	6.5

42 David Vaughn (Memphis State '95) Pos: F Ht: 6-9 Wt: 240 DOB: 3-23-73

Year	G-GS	FGM	FGA	PCT	3FGM	3FGA	PCT	FTM	FTA	PCT	REB	AST	PTS	AVG
1995-96	33-0	27	80	.338	0	1	.000	10	18	.556	80	8	64	1.9
1996-97	35-6	31	72	.431	0	0	.000	19	30	.633	95	7	81	2.3
TOTALS	68-6	58	152	.382	0	1	.000	29	48	.604	175	15	145	2.1

11 Jacque Vaughn (Kansas '97) Pos: G Ht: 6-1 Wt: 190 DOB: 2-11-75

Year	G-GS	FGM	FGA	PCT	3FGM	3FGA	PCT	FTM	FTA	PCT	REB	AST	PTS	AVG
2002-03	80-48	184	411	.448	8	34	.235	97	125	.776	118	232	473	5.9
TOTALS	80-48	184	411	.448	8	34	.235	97	125	.776	118	232	473	5.9

11 Sam Vincent (Michigan St. '85) Pos: G Ht: 6-2 Wt: 185 DOB: 5-18-63

Year	G-GS	FGM	FGA	PCT	3FGM	3FGA	PCT	FTM	FTA	PCT	REB	AST	PTS	AVG
1989-90	63-45	258	564	.457	1	14	.071	188	214	.879	194	354	705	11.2
1990-91	49-17	152	353	.431	3	19	.158	99	120	.825	107	197	406	8.3
1991-92	39-18	150	349	.430	1	13	.077	110	130	.846	101	148	411	10.5
TOTALS	151-80	560	1,266	.442	5	46	.109	397	464	.856	402	699	1,522	10.1

4 Ben Wallace (Virginia Union '96) Pos: F Ht: 6-9 Wt: 240 DOB: 9-10-74

Year	G-GS	FGM	FGA	PCT	3FGM	3FGA	PCT	FTM	FTA	PCT	REB	AST	PTS	AVG
1999-00	81-81	168	334	.503	0	0	.000	54	114	.474	665	67	390	4.8
TOTALS	81-81	168	334	.503	0	0	.000	54	114	.474	665	67	390	4.8

4 Anthony "Spud" Webb (N.C. State '85) Pos: G Ht: 5-7 Wt: 133 DOB: 7-13-63

Year	G-GS	FGM	FGA	PCT	3FGM	3FGA	PCT	FTM	FTA	PCT	REB	AST	PTS	AVG
1997-98	4-0	5	12	.417	0	1	.000	2	2	1.000	3	5	12	3.0
TOTALS	4-0	5	12	.417	0	1	.000	2	2	1.000	3	5	12	3.0

12 Chris Whitney (Clemson '93) Pos: G Ht: 6-0 Wt: 175 DOB: 10-5-71

Year	G-GS	FGM	FGA	PCT	3FGM	3FGA	PCT	FTM	FTA	PCT	REB	AST	PTS	AVG
2002-03	22-1	30	88	.341	7	36	.194	11	12	.917	21	21	78	3.5
TOTALS	22-1	30	88	.341	7	36	.194	11	12	.917	21	21	78	3.5

20 Morlon Wiley (Long Beach St. '88) Pos: G Ht: 6-4 Wt: 192 DOB: 9-24-66

Year	G-GS	FGM	FGA	PCT	3FGM	3FGA	PCT	FTM	FTA	PCT	REB	AST	PTS	AVG
1989-90	40-2	92	208	.442	17	46	.370	28	38	.737	52	114	229	5.7
1990-91	34-0	45	108	.417	6	12	.500	17	25	.680	17	73	113	3.3
1991-92	9-0	9	28	.321	0	4	.000	3	5	.600	7	13	21	2.3
TOTALS	83-2	146	344	.424	23	62	.371	48	68	.706	76	200	363	4.4

ALL-TIME ROSTER

21 Dominique Wilkins (Georgia '82) Pos: G-F Ht: 6-8 Wt: 224 DOB: 2-12-60

Year	G-GS	FGM	FGA	PCT	3FGM	3FGA	PCT	FTM	FTA	PCT	REB	AST	PTS	AVG
1998-99	27-2	50	132	.379	5	19	.263	29	42	.690	71	16	134	5.0
TOTALS	27-2	50	132	.379	5	19	.263	29	42	.690	71	16	134	5.0

21/9 Gerald Wilkins (Tenn.-Chattanooga '85) Pos: G-F Ht: 6-6 Wt: 225 DOB: 9-11-63

Year	G-GS	FGM	FGA	PCT	3FGM	3FGA	PCT	FTM	FTA	PCT	REB	AST	PTS	AVG
1996-97	80-26	323	759	.426	66	203	.325	136	190	.716	173	173	848	10.6
1997-98	72-16	141	434	.325	29	109	.266	69	98	.704	90	78	380	5.3
1998-99	3-0	0	9	.000	0	0	.000	2	2	1.000	1	1	2	0.7
TOTALS	155-42	464	1,202	.386	95	312	.304	207	290	.714	264	252	1,230	7.9

8 Brian Williams (Arizona '92) Pos: F-C Ht: 6-4 Wt: 242 DOB: 4-6-69

Year	G-GS	FGM	FGA	PCT	3FGM	3FGA	PCT	FTM	FTA	PCT	REB	AST	PTS	AVG
1991-92	48-2	171	324	.528	0	0	.000	95	142	.669	272	33	437	9.1
1992-93	21-0	40	78	.513	0	1	.000	16	20	.800	56	5	96	4.6
TOTALS	69-2	211	402	.525	0	1	.000	111	162	.685	328	38	533	7.7

43 Lorenzo Williams (Stetson '91) Pos: F Ht: 6-9 Wt: 200 DOB: 7-15-69

Year	G-GS	FGM	FGA	PCT	3FGM	3FGA	PCT	FTM	FTA	PCT	REB	AST	PTS	AVG
1992-93	3-0	0	2	.000	0	0	.000	0	0	.000	2	0	0	0.0
1993-94	3-0	1	6	.167	0	1	.000	0	0	.000	4	2	2	0.7
TOTALS	6-0	1	8	.125	0	1	.000	0	0	.000	6	2	2	0.3

3 Monty Williams (Notre Dame '94) Pos: F Ht: 6-8 Wt: 225 DOB: 10-8-71

Year	G-GS	FGM	FGA	PCT	3FGM	3FGA	PCT	FTM	FTA	PCT	REB	AST	PTS	AVG
1999-00	75-23	263	538	.489	2	5	.400	123	166	.741	250	106	651	8.7
2000-01	82-0	162	364	.445	1	13	.077	85	133	.639	243	79	410	5.0
2001-02	68-19	198	362	.547	0	4	.000	88	134	.657	235	96	484	7.1
TOTALS	225-42	623	1,264	.493	3	22	.136	296	433	.684	728	281	1,545	6.9

11 Shammond Williams (North Carolina '98) Pos: G Ht: 6-1 Wt: 201 DOB: 4-5-75

Year	G-GS	FGM	FGA	PCT	3FGM	3FGA	PCT	FTM	FTA	PCT	REB	AST	PTS	AVG
2003-04	37-2	59	151	.391	25	74	.338	40	45	.889	43	64	183	4.9
TOTALS	37-2	59	151	.391	25	74	.338	40	45	.889	43	64	183	4.9

12 Joe Wolf (North Carolina '87) Pos: F Ht: 6-11 Wt: 253 DOB: 12-17-64

Year	G-GS	FGM	FGA	PCT	3FGM	3FGA	PCT	FTM	FTA	PCT	REB	AST	PTS	AVG
1995-96	63-8	135	262	.515	0	6	.000	21	29	.724	185	63	291	4.6
TOTALS	63-8	135	262	.515	0	6	.000	21	29	.724	185	63	291	4.6

31 Howard Wright (Stanford '89) Pos: F Ht: 6-8 Wt: 245 DOB: 12-20-67

Year	G-GS	FGM	FGA	PCT	3FGM	3FGA	PCT	FTM	FTA	PCT	REB	AST	PTS	AVG
1990-91	8-0	15	41	.366	0	0	.000	13	21	.619	37	3	43	5.4
1992-93	4-0	4	5	.800	0	0	.000	0	2	.000	2	0	8	2.0
TOTALS	12-0	19	46	.413	0	0	.000	13	23	.565	39	3	51	4.3

ALL-TIME HEAD COACHES

COACH	SEASONS	REGULAR SEASON			PLAYOFFS		
		W	L	PCT.	W	L	PCT.
Matt Guokas	1989-93	111	217	.338	—	—	—
Brian Hill	1993-97						
	2005-07	267	192	.582	18	2	

ALL-TIME TRANSACTIONS

ALL-TIME TRANSACTIONS

HISTORY

- June 15, 1989** Select 12 players in the 1990 NBA Expansion Draft via conference call with the league office and the Minnesota Timberwolves. The Magic select in the following order: (1) Sidney Green, New York Knicks; (2) Reggie Theus, Atlanta Hawks; (3) Terry Catledge, Washington Bullets; (4) Sam Vincent, Indiana Pacers; (5) Otis Smith, Golden State Warriors; (6) Scott Skiles, Indiana Pacers; (7) Jerry Reynolds, Seattle SuperSonics; (8) Mark Acres, Boston Celtics; (9) Morlon Wiley, Dallas Mavericks; (10) Jim Farmer, Utah Jazz; (11) Keith Lee, New Jersey Nets; (12) Frank Johnson, Houston Rockets.
- June 27, 1989** Select 6-6 forward Nick Anderson of the University of Illinois in the club's first NBA Draft. Anderson is the 11th player overall selected in the draft. In the second round, the Magic select Michael Ansley, a 6-7 forward from the University of Alabama. Ansley is the 37th pick overall. The Magic also acquire 6-11 center Dave Corzine from the Chicago Bulls in a draft-night trade that sends the Magic second-round picks in the 1990 and 1992 drafts to the Bulls.
- June 29, 1989** Sign free agent Morlon Wiley to a two-year contract.
- July 11, 1989** Sign rookie Michael Ansley and free agent Jeff Turner to two-year contracts. Ansley was the Magic's second-round pick of the Magic in the 1989 NBA Draft, while Turner was signed after spending the past season playing for Arexons Cantu in the Italian League.
- September 27, 1989** Agree to terms with guard Perry Moss, forward-center Ben Poquette, center Jim Grandholm, and forward Bill Martin.
- October 11, 1989** Waive Jim Grandholm and Bill Martin.
- October 25, 1989** Waive Ben Poquette.
- October 26, 1989** Waive Perry Moss.
- October 29, 1989** Waive Frank Johnson.
- November 3, 1989** Place Morlon Wiley on injured list (pulled right hamstring); reduce active opening day roster to league limit.
- November 13, 1989** Reactivate Morlon Wiley and place center Dave Corzine on injured list (torn anterior cruciate ligament left knee).
- December 19, 1989** Place Morlon Wiley on injured list (severe right ankle sprain); reactivate Dave Corzine after rehabilitating ACL injury.
- January 2, 1990** Place forward Jerry Reynolds on injured list (aggravated lower back); reactivate Morlon Wiley.
- January 10, 1990** Center Dave Corzine suffers cartilage damage to his left knee, the same knee in which he tore his ACL. Corzine opts to have the ligament reconstructed and is lost for the remainder of the season. He is placed on the injured list and Jerry Reynolds is reactivated.
- January 18, 1990** Sign forward Terry Catledge to six-year contract.
- February 6, 1990** Sign guard Sam Vincent to three-year contract.
- February 20, 1990** Sign forward Sidney Green to four-year contract.
- February 22, 1990** Place forward Otis Smith on injured list (right knee cartilage damage); sign free-agent center Jawann Oldham to a 10-day contract.
- March 3, 1990** Jawann Oldham rejects second Magic 10-day contract offer, and opts to sign 10-day contract with Los Angeles Lakers.
- March 8, 1990** Reactivate forward Otis Smith.
- June 25, 1990** Trade guard Reggie Theus to New Jersey in exchange for second-round picks in 1993 and 1995.

HISTORY

- June 27, 1990** Select forward Dennis Scott, NBA hardship case from Georgia Tech, with the fourth overall pick in the 1990 NBA Draft. Magic also convey to Seattle, second-round picks in 1993 and 1995 in exchange for not selecting Scott with their pick.
- June 29, 1990** Extend qualifying offers to restricted free agents Scott Skiles and Mark Acres.
- August 2, 1990** Sign Dennis Scott to five-year contract.
- August 14, 1990** Sign free agent center Greg Kite to undisclosed one-year contract.
- October 10, 1990** Acquire center Mark McNamara and first-round pick in 1991 from San Antonio Spurs in exchange for Sidney Green.
- November 1, 1990** Place Morlon Wiley on injured list (deep left thigh bruise).
- November 15, 1990** Waive Mark McNamara; claim forward-center Howard Wright off waivers.
- November 30, 1990** Activate and waive guard Morlon Wiley.
- December 4, 1990** Place guard Sam Vincent on injured list (strained left hamstring); re-sign Morlon Wiley.
- December 12, 1990** Waive Howard Wright; reactivate Sam Vincent off injured list.
- April 6, 1991** Sign guard Scott Skiles to undisclosed multi-year contract.
- April 25, 1991** Sign Jerry Reynolds to undisclosed multi-year contract.
- June 26, 1991** Select forward Brian Williams with the 10th overall pick in the 1991 NBA Draft. Williams was NBA hardship case following junior season at Arizona. The club also drafts the rights to center Stanley Roberts (23rd overall) and guard Chris Corchiani (37th overall).
- July 2, 1991** Sign Greg Kite to undisclosed multi-year contract.
- September 17, 1991** Sign free agents Adrian Branch, Ricky Calloway, Reggie Hanson, Mike Morrison, and Kevin Williams.
- September 19, 1991** The DeVos family purchases the Orlando Magic.
- October 4, 1991** Sign free agent Jervis Cole.
- October 5, 1991** Sign first-round pick Stanley Roberts; waive free agent Adrian Branch.
- October 9, 1991** Waive free agents Reggie Hanson, Tito Harford, Mike Morrison, and Kevin Williams.
- October 10, 1991** Sign Jeff Turner to multi-year contract.
- October 23, 1991** Waive free agents Ricky Calloway and Jervis Cole.
- October 26, 1991** Waive second-round pick Chris Corchiani and free agent Donald Royal.
- November 18, 1991** Sign Brian Williams; place Stanley Roberts on injured list.
- December 4, 1991** Activate Stanley Roberts; waive Morlon Wiley.
- December 31, 1991** Place Brian Williams on injured list; sign Anthony Bowie.
- January 2, 1992** Place Scott Skiles on injured list; sign Stephen Thompson.
- January 4, 1992** Place Otis Smith on injured list; sign Chris Corchiani.
- January 7, 1992** Waive Stephen Thompson.
- January 10, 1992** Sign Sean Higgins to 10-day contract.
- January 14, 1992** Activate Scott Skiles; place Sam Vincent on injured list.
- January 20, 1992** Sign Sean Higgins to second 10-day contract.
- January 28, 1992** Sign Sean Higgins for remainder of season; activate Sam Vincent; place Dennis Scott on injured list.
- January 30, 1992** Activate Brian Williams; place Jerry Reynolds on injured list.

ALL-TIME TRANSACTIONS

ALL-TIME TRANSACTIONS

HISTORY

- February 5, 1992** Activate Jerry Reynolds; place Sean Higgins on injured list.
- February 14, 1992** Activate Otis Smith; place Nick Anderson on injured list.
- February 21, 1992** Activate Sean Higgins; place Jerry Reynolds on injured list.
- March 3, 1992** Activate Jerry Reynolds; place Sean Higgins on injured list.
- June 17, 1992** Renounce rights to unrestricted free agents Mark Acres and Otis Smith.
- June 24, 1992** Magic select Shaquille O'Neal with first overall selection in 1992 NBA Draft. O'Neal was NBA hardship case following junior season at Louisiana State.
- June 30, 1992** Tender qualifying contract offers to restricted free agents Chris Corchiani and Stanley Roberts.
- July 7, 1992** Trade for draft rights to Litterial Green from Chicago Bulls in exchange for second-round draft pick in 1993.
- August 4, 1992** Trade Sam Vincent and a second-round draft pick to Milwaukee for Lester Conner.
- August 7, 1992** Sign Shaquille O'Neal, marking the earliest date that the #1 pick in the NBA Draft has signed since 1981; match offer sheet of Dallas Mavericks to restricted free agent Stanley Roberts.
- August 22, 1992** Trade center Stanley Roberts in a three-way deal with New York and Los Angeles Clippers for two first-round draft picks. New York receives Doc Rivers, Bo Kimble and Charles Smith from Clippers, while Clippers receive Mark Jackson, a 1995 second-round pick from New York and Roberts from Orlando.
- August 26, 1992** Signed free agent guard Anthony Bowie, free agent Donald Royal, and rookie Litterial Green.
- November 5, 1992** Place Jerry Reynolds on injured list.
- November 25, 1992** Place Brian Williams on injured list; sign Lorenzo Williams.
- December 3, 1992** Waive Chris Corchiani; acquire Steve Kerr from Cleveland in exchange for a 1992 second-round draft pick.
- December 10, 1992** Waive Lorenzo Williams; activate Jerry Reynolds from injured list.
- January 5, 1993** Activate Terry Catledge from injured list; place Jerry Reynolds on injured list.
- February 8, 1993** Place Dennis Scott on injured list.
- February 14, 1993** Activate Brian Williams from the injured list.
- February 25, 1993** Place Terry Catledge on the injured list; activate Dennis Scott from injured list.
- March 5, 1993** Sign Nick Anderson to a new multi-year contract.
- April 2, 1993** Activate Terry Catledge from the injured list; place Brian Williams on injured list.
- April 8, 1993** Place Terry Catledge on injured list. Sign Howard Wright to a 10-day contract.
- April 18, 1993** Sign Howard Wright to a second 10-day contract.
- May 23, 1993** Having just one of 66 ping pong balls in the cylinder, Orlando's number comes up to give the Magic the first selection in the 1993 NBA Draft. Then-General Manager Pat Williams represented the Magic at the May 23, 1993 draft lottery proceedings. The Magic had received the No. 1 pick by virtue of winning the lottery the prior year and selected Shaquille O'Neal.
- June 30, 1993** Name Brian Hill head coach after Matt Guokas moves to the front office position of Vice President of Basketball Development; select Chris Webber with first overall selection in 1993 NBA Draft; trade the draft rights of Webber to Golden State in exchange for the draft rights of No. 3 selection Anfernee Hardaway and three first-round picks in 1996, 1998, and 2000; select Geert Hammink with 26th overall selection in 1993 NBA Draft.

HISTORY

- July 10, 1993** Name Bob Hill and Wayne "Tree" Rollins assistant coaches to Brian Hill.
- August 4, 1993** Announce Geert Hammink has signed a one-year contract with Cantu of the Italian League.
- August 19, 1993** Trade Brian Williams to Denver in exchange for Todd Lichti, Anthony Cook, and a second-round pick.
- September 8, 1993** Sign free agent Mike Iuzzolino.
- September 16, 1993** Sign free agent Donald Royal
- September 23, 1993** Sign free agent Larry Krystkowiak.
- October 7, 1993** Reach contract agreement with Anfernee Hardaway.
- October 8, 1993** Announce re-signing of free agent Litterial Green; name Buzz Braman shooting consultant.
- October 15, 1993** Waive Terry Catledge.
- October 18, 1993** Announce resignation of Matt Guokas who has accepted a position as an NBC analyst.
- November 3, 1993** Waive Mike Iuzzolino; place Todd Lichti and Anthony Cook on the injured list.
- November 22, 1993** Place Larry Krystkowiak on the injured list; activate Todd Lichti; waive Jerry Reynolds.
- November 30, 1993** Place Keith Tower on the injured list; sign Lorenzo Williams.
- December 22, 1993** Waive Lorenzo Williams.
- December 27, 1993** Activate Anthony Cook.
- January 4, 1994** Place Todd Lichti on the injured list; activate Keith Tower.
- January 8, 1994** Place Greg Kite on the injured list.
- January 10, 1994** Sign assistant coach Tree Rollins to 10-day player contract.
- January 15, 1994** Trade Anthony Cook and conditional 1994 first-round draft choice to Milwaukee for Anthony Avent.
- January 21, 1994** Sign Tree Rollins to second 10-day player contract.
- January 31, 1994** Sign Tree Rollins for remainder of season.
- February 14, 1994** Activate Todd Lichti; place Keith Tower on the injured list.
- February 23, 1994** Waive Todd Lichti; activate Larry Krystkowiak.
- March 28, 1994** Announce Keith Tower will remain on injured list (acute media sesamoiditis of the left foot).
- April 20, 1994** Place Jeff Turner on the injured list; announce the signing of first-round draft choice Geert Hammink to a contract for the remainder of the season.
- July 1, 1994** Anfernee Hardaway exercises option to become free agent.
- July 29, 1994** Trade Scott Skiles, a first-round pick in 1996, and future consideration to Washington Bullets in exchange for a second-round pick in 1996 and future considerations.
- September 19, 1994** Sign free agent Horace Grant.
- September 22, 1994** Sign free agent Brian Shaw.
- September 26, 1994** Hired Richie Adubato as assistant coach; name Tom Sterner pro scout/assistant coach.
- October 5, 1994** Sign first-round draft choice Brooks Thompson.
- October 6, 1994** Sign free agent Greg Grant.

ALL-TIME TRANSACTIONS

ALL-TIME TRANSACTIONS

HISTORY

- October 15, 1994** Re-sign restricted free agent Anfernee Hardaway.
- November 2, 1994** Place guard Greg Grant on injured list; waive center Greg Kite.
- November 3, 1994** Place Dennis Scott and Geert Hammink on injured list.
- November 8, 1994** Sign Donald Royal to a contract extension.
- November 9, 1994** Re-wrote and extended contract of head coach Brian Hill.
- November 17, 1994** Waive Keith Tower; activate Geert Hammink.
- November 21, 1994** Sign second-round draft choice Rodney Dent and place on injured list.
- November 23, 1994** Activate Rodney Dent; place Geert Hammink on injured list.
- November 28, 1994** Waive Greg Grant.
- November 30, 1994** Place Rodney Dent on injured list; activate Dennis Scott.
- April 7, 1995** Place Tree Rollins on injured list.
- April 8, 1995** Sign free agent guard Darrell Armstrong for remainder of season.
- April 17, 1995** Activate Tree Rollins; place Brooks Thompson on injured list.
- September 22, 1995** Sign Darrell Armstrong.
- October 2, 1995** Announce retirement of assistant coach Tree Rollins as a player.
- October 3, 1995** Sign free agent center Jon Koncak.
- October 5, 1995** Reach contract agreement with first-round draft choice David Vaughn; sign Brian Shaw to contract extension; sign Dennis Scott to contract extension; sign free agents Derrick Canada, Paul Graham, Travis Mays, Todd Mitchell, and Ivano Newbill to contracts.
- October 11, 1995** Waive Derrick Canada and Paul Graham.
- October 17, 1995** Waive Travis Mays.
- October 31, 1995** Waive Ivano Newbill.
- November 1, 1995** Trade Anthony Avent to Vancouver for forward Larry Stewart and guard Kevin Pritchard.
- November 2, 1995** Waive Todd Mitchell and Kevin Pritchard; place Shaquille O'Neal (fracture in right thumb) and Darrell Armstrong (sprained right ankle) on injured list.
- November 5, 1995** Sign Anthony Bowie; waive Larry Stewart.
- November 9, 1995** Place Jeff Turner on injured list (torn cartilage in left knee).
- November 10, 1995** Sign free agent forward Joe Wolf.
- November 14, 1995** Sign head coach Brian Hill to multi-year contract extension.
- November 22, 1995** Activate Darrell Armstrong; place Brooks Thompson on injured list (acute lumbar herniated disc in back).
- December 8, 1995** Activate Shaquille O'Neal from injured list; waive Geert Hammink.
- January 12, 1996** Activate Jeff Turner from injured list; place Horace Grant on injured list (resolving stress fracture in lower left leg).
- January 19, 1996** Activate Brooks Thompson from injured list; place Jon Koncak on injured list (strained left hamstring).
- January 30, 1996** Activate Horace Grant from injured list; place Darrell Armstrong on injured list (right lower leg contusion).
- February 3, 1996** Activate Jon Koncak from injured list; place Jeff Turner on injured list (left knee swelling).

- February 7, 1996** Activate Darrell Armstrong; place David Vaughn on injured list (strep throat).
- February 21, 1996** Activate David Vaughn; place Darrell Armstrong on injured list (right lower leg tendinitis).
- February 22, 1996** Activate Jeff Turner; place David Vaughn on injured list (strep throat); trade Jeff Turner to Vancouver for Kenny Gattison and second-round draft pick.
- March 3, 1996** Place Kenny Gattison on injured list (pinched nerve in neck); activate David Vaughn.
- March 10, 1996** Place Brian Shaw on injured list (right wrist tendinitis).
- March 22, 1996** Activate Brian Shaw.
- April 12, 1996** Place Jon Koncak on injured list (strained right Achilles tendon).
- April 15, 1996** Place David Vaughn on injured list (sprained left knee); activate Jon Koncak; sign free agent forward Anthony Bonner for remainder of season.
- April 29, 1996** Name Vice President of Basketball Operations/Player Personnel John Gabriel as General Manager; promote General Manager Pat Williams to Senior Executive Vice President.
- June 26, 1996** Select forward Brian Evans (Indiana) in first round of 1996 NBA Draft (27th pick overall) and forward-center Amal McCaskill (Marquette) in second round (49th pick).
- July 17, 1996** Re-sign free agent Horace Grant.
- July 23, 1996** Sign first-round draft pick Brian Evans.
- July 31, 1996** Sign free agent guard Gerald Wilkins.
- August 9, 1996** Obtain center Felton Spencer from Utah in exchange for guard Brooks Thompson, forward Kenny Gattison and a future first-round draft selection.
- August 17, 1996** Re-sign free agent Darrell Armstrong.
- August 26, 1996** Sign free agent forward Derek Strong.
- September 4, 1996** Sign free agent forward-center LeRon Ellis.
- September 16, 1996** Announce Jon Koncak will be physically unable to play during 1996-97 season because of knee injury; sign second-round draft pick Amal McCaskill.
- September 30, 1996** Sign free agent forward Corey Allen, free agent forward Devin Gray and free agent guard Lonnie Harrell.
- October 17, 1996** Waive Lonnie Harrell.
- October 19, 1996** Sign free agent center Dan Schayes.
- October 23, 1996** Waive Devin Gray.
- October 29, 1996** Waive Corey Allen.
- October 31, 1996** Waive LeRon Ellis; place Brian Evans (dislocated right shoulder), Jon Koncak (torn cartilage left knee) and Amal McCaskill (right patella tendinitis) on the injured list.
- November 2, 1996** Obtain Rony Seikaly, Clifford Rozier and a future second-round draft pick from Golden State for Jon Koncak, Donald Royal and Felton Spencer.
- November 7, 1996** Place Dennis Scott on the injured list (strained left hamstring).
- November 19, 1996** Place Anfernee Hardaway on injured list (torn cartilage in left knee); Amal McCaskill activated.
- November 21, 1996** Activate Dennis Scott.
- November 25, 1996** Place Dennis Scott on injured list (strained left hamstring).
- November 26, 1996** Sign free agent Dell Demps.

HISTORY

- December 5, 1996** Waive Clifford Rozier; activate Anfernee Hardaway.
- December 10, 1996** Waive Dell Demps; activate Dennis Scott.
- December 18, 1996** Place Anfernee Hardaway on injured list (tendinitis in back of left knee); sign free agent guard Kenny Smith.
- January 6, 1997** Waive Kenny Smith; activated Anfernee Hardaway.
- January 22, 1997** Activate Brian Evans; place Amal McCaskill on injured list (right calf contusion).
- February 18, 1997** Relieve head coach Brian Hill of duties; name assistant coach Richie Aduabato as interim head coach.
- February 28, 1997** Announce that Richie Aduabato will be retained as head coach for the remainder of the 1996-97 season.
- March 24, 1997** Place David Vaughn on injured list (tendinitis in right quadriceps tendon); activate Amal McCaskill.
- April 14, 1997** Place Amal McCaskill on Injured List (right elbow sprain); activate David Vaughn.
- June 3, 1997** Name Chuck Daly head coach.
- June 4, 1997** Name Julius "Dr. J" Erving as Executive Vice President.
- June 25, 1997** Select forward Johnny Taylor (Tennessee-Chattanooga) in the first round of the 1997 NBA Draft (17th pick overall) and guard Eric Washington (Alabama) in the second round (47th pick). Trade draft rights of Washington to Denver and a 1999 second-round selection to Denver for draft rights to Jason Lawson (Villanova, 42nd pick).
- June 27, 1997** Name Brendan Suhr assistant coach. Announce that Tree Rollins and Tom Sterner will be retained as assistant coaches on Chuck Daly's staff.
- July 17, 1997** Re-sign free agent Derek Strong.
- July 23, 1997** Sign first-round draft pick Johnny Taylor; re-sign free agent Amal McCaskill.
- August 1, 1997** Waive Amal McCaskill.
- August 6, 1997** Re-sign free agent Gerald Wilkins.
- August 27, 1997** Re-sign free agent Nick Anderson.
- September 5, 1997** Sign free agent forward-center Charles Outlaw; sign second-round draft selection Jason Lawson.
- September 8, 1997** Sign free agent forward-center Tim Kempton.
- September 11, 1997** Re-sign free agent Dan Schayes.
- September 24, 1997** Acquire Derek Harper and Ed O'Bannon from Dallas in exchange for Dennis Scott.
- September 30, 1997** Sign free agent Rick Brunson.
- October 20, 1997** Waive Rick Brunson.
- October 26, 1997** Waive Ed O'Bannon.
- October 27, 1997** Acquire Mark Price from Golden State in exchange for Brian Shaw and David Vaughn.
- October 30, 1997** Place Tim Kempton (low back strain), Jason Lawson (pulled groin) and Johnny Taylor (right shoulder strain) on injured list.
- November 12, 1997** Place Dan Schayes (back spasms) on injured list; activate Tim Kempton.
- November 20, 1997** Waive Tim Kempton; activate Dan Schayes.
- November 28, 1997** Place Horace Grant (left calf strain) on injured list; activate Johnny Taylor.
- December 6, 1997** Place Derek Strong (sprained medial collateral ligament in left knee) on injured list; activate Horace Grant.

- December 8, 1997** Place Anfernee Hardaway (left knee tendinitis) on injured list.
- December 10, 1997** Place Nick Anderson (broken left hand) on injured list; activate Jason Lawson; sign free agent Carl Thomas to 10-day contract.
- December 23, 1997** Waive Carl Thomas; sign free agent Donald Royal to a 10-day contract.
- January 5, 1998** Waive Donald Royal; sign free agent Vernon Maxwell to a 10-day contract.
- January 13, 1998** Activate Nick Anderson; place Johnny Taylor (right shoulder strain) on injured list.
- January 15, 1998** Sign Vernon Maxwell to a second 10-day contract.
- January 23, 1998** Activate Derek Strong; place Jason Lawson (strained groin) on injured list.
- January 24, 1998** Announce Vernon Maxwell's second 10-day contract has terminated.
- January 29, 1998** Activate Anfernee Hardaway.
- February 13, 1998** Activate Johnny Taylor; place Darrell Armstrong (torn right rotator cuff) on injured list.
- February 16, 1998** Acquire Greg Foster, Chris Morris and a 1998 first-round draft selection from Utah in exchange for Rony Seikaly; place Johnny Taylor (strained right shoulder) on injured list.
- February 18, 1998** Trade nullified with Utah because of Rony Seikaly's failure to report.
- February 19, 1998** Acquire David Benoit, Yinka Dare, Kevin Edwards and a first-round draft selection from New Jersey in exchange for Rony Seikaly and Brian Evans; activate Jason Lawson; place Mark Price (ligament damage left thumb) on injured list.
- February 22, 1998** Sign free agent Anthony "Spud" Webb to a 10-day contract; waive Yinka Dare.
- March 2, 1998** Sign free agent Kevin Ollie to a 10-day contract; waive Anthony "Spud" Webb.
- March 12, 1998** Activate Mark Price; place Anfernee Hardaway (rehabilitation of left leg and calf) on injured list; sign Kevin Ollie to second 10-day contract.
- March 22, 1998** Sign Kevin Ollie for the remainder of the season.
- April 13, 1998** Activate Johnny Taylor; place Kevin Edwards (right elbow tendinitis) on injured list.
- June 24, 1998** Select center Michael Doleac (Utah) in the first round of the 1998 NBA Draft (12th pick overall); select center Keon Clark (UNLV) in the first round of the 1998 NBA Draft (13th pick overall); select forward Matt Harpring (Georgia Tech.) in the first round of the 1998 NBA Draft (15th pick overall); select guard Miles Simon (Arizona) in the second round of the 1998 NBA Draft (42nd pick overall).
- June 30, 1998** Waive Mark Price.
- January 21, 1999** Obtain a first-round draft selection from Denver in exchange for Johnny Taylor and the draft rights to Keon Clark; renounce Anthony Bonner, David Benoit, Kevin Edwards, Derek Harper, Jason Lawson, Kevin Ollie, Tree Rollins and Dan Schayes; sign free agent center Isaac Austin. Sign guard Robert Conlisk, guard Damon Jones, center Jonathan Kerner and guard Ruben Nembhard; re-sign free agent guard Darrell Armstrong; re-sign free agent center Dan Schayes; sign draft selections Michael Doleac, Matt Harpring and Miles Simon.
- January 22, 1999** Re-sign free agent Derek Strong; sign guard Eddie Casiano.
- January 26, 1999** Re-sign free agent Gerald Wilkins; sign free agent guard Doug Overton; waive Eddie Casiano.
- January 27, 1999** Waive Robert Conlisk.
- February 2, 1999** Waive Damon Jones.
- February 4, 1999** Waive Ruben Nembhard.

ALL-TIME TRANSACTIONS

ALL-TIME TRANSACTIONS

HISTORY

- February 5, 1999** Sign free agent forward Dominique Wilkins; place Jonathan Kerner (low back strain) on injured list.
- February 10, 1999** Place Derek Strong (right heel bruise) on the injured list.
- February 14, 1999** Activate Derek Strong.
- February 17, 1999** Place Miles Simon (left patella tendinitis) on the injured list; place Gerald Wilkins (left achilles tendinitis) on the injured list.
- February 26, 1999** Waive Doug Overton; Activate Miles Simon.
- March 5, 1999** Place Dan Schayes (left calf strain) on the injured list; activate Jonathan Kerner.
- March 8, 1999** Sign free agent guard Kevin Ollie to a 10-day contract; place Miles Simon (left patella tendinitis) on the injured list.
- March 14, 1999** Sign free agent guard B.J. Armstrong; waive Kevin Ollie.
- March 15, 1999** Activate Dan Schayes; place Jonathan Kerner (low back strain) on the injured list.
- March 21, 1999** Place Bo Outlaw (occult fracture, left fibula) on the injured list; activate Gerald Wilkins.
- March 23, 1999** Place Gerald Wilkins (partial tear, left achilles) on the injured list; activate Miles Simon.
- April 14, 1999** Activate Bo Outlaw; place Miles Simon (left patella tendinitis) on the injured list.
- May 24, 1999** Head Coach Chuck Daly announces his retirement and will remain as a consultant to General Manager John Gabriel.
- June 7, 1999** Name Glenn "Doc" Rivers head coach.
- June 14, 1999** Waive Dominique Wilkins.
- June 25, 1999** Waive Gerald Wilkins.
- June 30, 1999** Select forward Laron Profit (Maryland) in the second round of the 1999 NBA Draft (38th overall); obtain the draft rights to guard Louis Bullock (Michigan, 42nd pick overall) from Minnesota in exchange for future considerations; obtain the draft rights to forward Corey Maggette (Duke, 13th pick overall), along with forward Don MacLean, forward Billy Owens and guard Dale Ellis from Seattle in exchange for Horace Grant and two future second-round picks (2000, 2001).
- July 1, 1999** Name Dave Wohl assistant coach; sign Assistant Coach Eric Musselman to a new contract.
- July 11, 1999** Name Johnny Davis assistant coach.
- July 12, 1999** Sign forward Corey Magette.
- August 3, 1999** Re-sign free agent Bo Outlaw; obtain guard Tariq Abdul-Wahad, along with a future first-round draft selection, from Sacramento in exchange for Nick Anderson.
- August 5, 1999** Obtain forward Pat Garrity, forward Danny Manning and two future first-round draft selections from Phoenix in exchange for Anfernee Hardaway.
- August 11, 1999** Obtain forward Terry Davis, forward Ben Wallace, guard Tim Legler and guard Jeff McInnis from Washington in exchange for Isaac Austin.
- August 13, 1999** Obtain forward Harvey Grant and guard Anthony Parker from Philadelphia in exchange for Billy Owens.
- August 19, 1999** Obtain forwards Chris Gatling and Armen Gilliam from Milwaukee in exchange for Dale Ellis and Danny Manning.
- August 27, 1999** Obtain guard Lee Mayberry and forwards Makhtar Ndiaye, Rodrick Rhodes and Michael Smith from Vancouver in exchange for a future second-round draft pick; also sent Don MacLean and a future first-round draft pick to Houston as part of a three-team, 11-player deal.

- September 16, 1999** Waive Jeff McInnis.
- September 17, 1999** Sign forward Monty Williams; waive Makhtar Ndiaye and Tim Legler.
- September 20, 1999** Sign free agents John Amaechi and Chucky Atkins.
- September 22, 1999** Obtain a conditional second-round draft pick from Washington in exchange for the draft rights to LaRon Profit.
- September 29, 1999** Sign Louis Bullock; waive Michael Smith.
- October 2, 1999** Waive Harvey Grant.
- October 4, 1999** Waive Rodrick Rhodes.
- October 27, 1999** Waive Louis Bullock.
- October 28, 1999** Sign GM John Gabriel to a four-year contract extension.
- October 29, 1999** Waive Terry Davis.
- November 1, 1999** Waive Lee Mayberry; place Armen Gilliam (low back strain), Anthony Parker (Grade 2 sprain, lateral collateral ligament, right knee) and Derek Strong (bi-lateral Achilles tendinitis) on the injured list.
- November 15, 1999** Waive Armen Gilliam; place Matt Harpring (peroneal tendon injury, left ankle) on the injured list; sign Earl Boykins.
- November 24, 1999** Place Earl Boykins (left patella tendinitis) on the injured list; activate Anthony Parker.
- December 20, 1999** Waive Earl Boykins; place Anthony Parker (low back strain) on the injured list.
- December 21, 1999** Sign Kiwane Garris.
- January 4, 2000** Waive Kiwane Garris.
- January 7, 2000** Sign Kiwane Garris to a 10-day contract.
- January 12, 2000** Place Monty Williams (low back contusion) on the injured list; activate Anthony Parker.
- January 15, 2000** Waive Kiwane Garris.
- January 17, 2000** Activate Derek Strong.
- January 21, 2000** Activate Monty Williams; waive Anthony Parker.
- February 1, 2000** Obtain Chauncey Billups, Ron Mercer and Johnny Taylor from Denver in exchange for Tariq Abdul-Wahad, Chris Gatling and a lottery-protected, future first-round draft pick; place Derek Strong (low back strain) on the injured list.
- February 18, 2000** Place Chauncey Billups on the injured list (dislocated left shoulder); activate Derek Strong.
- February 24, 2000** Obtain Anthony Johnson from Atlanta in exchange for a conditional second-round draft pick; place Johnny Taylor (low back strain) on the injured list.
- March 8, 2000** Name John Weisbrod Chief Operating Officer of RDV Sports.
- April 19, 2000** Place Ben Wallace on the injured list (bone spurs, right foot); activate Johnny Taylor.
- May 31, 2000** Name Paul Pressey assistant coach.
- June 28, 2000** Select forward Mike Miller (Florida) in the first round of the 2000 NBA Draft (fifth overall); obtain a future first-round draft pick from the L.A. Clippers in exchange for the draft rights to the 10th pick overall in the 2000 NBA Draft (Keyon Dooling, Missouri), Corey Maggette, Derek Strong and future considerations; obtain a future first-round draft pick and future considerations from Dallas in exchange for the draft rights to the 13th pick in the 2000 NBA Draft (Courtney Alexander, Fresno State).

HISTORY

ALL-TIME TRANSACTIONS

ALL-TIME TRANSACTIONS

HISTORY

- August 3, 2000** Renounce the rights to Ron Mercer, Chauncey Billups, Anthony Johnson, Miles Simon, Johnny Taylor and Monty Williams; obtain Grant Hill from Detroit in a sign-and-trade deal in exchange for Chucky Atkins and Ben Wallace; obtain Tracy McGrady from Toronto in a sign-and-trade deal in exchange for a future conditional draft pick; obtain Andrew DeClercq from Cleveland in exchange for Matt Harpring; sign free agent Dee Brown.
- August 4, 2000** Re-sign free agent Monty Williams; re-sign free agent Bo Outlaw.
- August 7, 2000** Re-sign free agent John Amaechi.
- August 10, 2000** Sign free agent Troy Hudson.
- August 11, 2000** Sign first-round draft selection Mike Miller.
- August 15, 2000** Sign free agent Don Reid.
- September 18, 2000** Sign free agent Eddie Gill.
- September 22, 2000** Sign free agent Ed O'Bannon.
- September 28, 2000** Sign free agent Troy Rolle.
- October 14, 2000** Waive Ed O'Bannon.
- October 17, 2000** Awarded Randy Livingston on a waiver claim; Pick up fourth-year contract options on Pat Garrity and Michael Doleac.
- October 19, 2000** Waive Troy Rolle.
- October 25, 2000** Waive Eddie Gill.
- October 30, 2000** Waive Randy Livingston; Place Dee Brown (Torn quadriceps tendon) on Injured List.
- November 2, 2000** Sign Elliot Perry; Place Andrew DeClercq (Strained left hamstring) on Injured List.
- November 6, 2000** Place Grant Hill (Left ankle rehabilitation) on Injured List.
- November 12, 2000** Activate Andrew DeClercq (Strained left hamstring) from Injured List.
- November 30, 2000** Waive Elliot Perry.
- December 11, 2000** Activate Grant Hill (Left ankle rehabilitation) from Injured List.
- December 27, 2000** Place Grant Hill (Broken medial malleolus) on Injured List.
- January 7, 2001** Sign James Robinson to a 10-day contract.
- January 18, 2001** Sign James Robinson to a second 10-day contract.
- January 28, 2001** The second 10-day contract signed by James Robinson expires.
- January 29, 2001** Sign Cory Alexander to a 10-day contract.
- February 12, 2001** Sign Cory Alexander to a second 10-day contract.
- February 20, 2001** Place Pat Garrity (Left medial meniscus repair) on Injured List.
- February 23, 2001** Sign Cory Alexander for the remainder of the season.
- March 2, 2001** Activate Pat Garrity (Left medial meniscus repair) from the Injured List.
- April 4, 2001** Place Darrell Armstrong (Strained groin) on the Injured List.
- April 6, 2001** Activate Dee Brown (Torn quadriceps tendon) from Injured List.
- April 15, 2001** Activate Darrell Armstrong (Strained groin) from Injured List; Place Cory Alexander (Bruised right foot) on Injured List.
- April 20, 2001** Sign Head Coach Doc Rivers to a contract extension through the 2004-05 season.

HISTORY

- June 2, 2001** Obtain a future conditional first-round draft pick from Detroit for deferring its notification to Phoenix on whether to accept the Suns' first-round draft pick in 2001 (No. 18) or decline until 2002.
After the notification deadline expired (3 a.m., June 2), Orlando exercised its option to receive Phoenix's first-round 2001 draft pick (No. 18), which was automatically conveyed from the Magic to Houston. In return, Houston agreed to give its 2001 first-round pick (No. 22) to Orlando for a 2001 first-round pick (No. 23).
- June 27, 2001** Select forward-center Steven Hunter (DePaul) in the first round of the 2001 NBA Draft (15th overall); select guard Jeryl Sasser (SMU) in the first round of the 2001 NBA Draft (22nd overall); select guard Omar Cook (St. John's) in the second round of the 2001 NBA Draft (32nd overall); trade rights to Cook to Denver to fulfill a previous trade obligation; acquire rights to Brendan Haywood (North Carolina, 20th overall) from Cleveland in exchange for Michael Doleac.
- July 18, 2001** Sign free agent Patrick Ewing.
- July 19, 2001** Sign free agent Horace Grant.
- July 25, 2001** Re-sign free agents Andrew DeClercq and Don Reid.
- August 1, 2001** Acquire Laron Profit and a future first round draft pick from Washington in exchange for a draft rights to Brendan Haywood.
- August 23, 2001** Sign first-round draft selection Steven Hunter.
- August 29, 2001** Sign first-round draft selection Jeryl Sasser; Dee Brown retires.
- September 10, 2001** Re-sign Troy Hudson.
- September 17, 2001** Re-sign free agent Monty Williams.
- October 1, 2001** Sign free agent Todd Fuller.
- October 15, 2001** Waive Laron Profit.
- October 16, 2001** Waive Todd Fuller.
- October 17, 2001** Name Dee Brown Special Assistant to Magic Operations.
- October 29, 2001** Place Mike Miller (right foot chip fracture of fifth metatarsal) on Injured List. Place Jeryl Sasser (right knee patella tendinitis) on Injured List.
- November 9, 2001** Activate Mike Miller (right foot chip fracture of fifth metatarsal) from Injured List. Place Monty Williams (right hamstring strain) on Injured List.
- November 15, 2001** Acquire Jud Buechler from Phoenix in exchange for Charles 'Bo' Outlaw and a future first round draft pick.
- December 7, 2001** Place Grant Hill (sore left foot) on Injured List. Activate Monty Williams (right hamstring strain) from Injured List.
- December 22, 2001** Place Steven Hunter (right foot plantar fasciitis) on Injured List. Activate Jeryl Sasser (right knee patella tendinitis) from Injured List.
- January 4, 2002** Place Jeryl Sasser (right knee patella tendinitis) on Injured List. Activate Steven Hunter (right foot plantar fasciitis) from Injured List.
- January 9, 2002** Place Patrick Ewing (right calf/Achilles tendinitis) on Injured List.
- January 22, 2002** Activate Jeryl Sasser (right knee patella tendinitis) from Injured List.
- February 12, 2002** Place Jeryl Sasser (right knee patella tendinitis) on Injured List. Activate Patrick Ewing (right calf/Achilles tendinitis) from Injured List.

ALL-TIME TRANSACTIONS

ALL-TIME TRANSACTIONS

HISTORY

- March 10, 2002** Place Mike Miller (left ankle sprain with deep bone bruise) on Injured List.
- March 12, 2002** Sign Dee Brown to a 10-day contract.
- March 22, 2002** Sign Dee Brown to a second 10-day contract.
- March 29, 2002** Activate Mike Miller (left ankle sprain with deep bone bruise) from Injured List. Waive Dee Brown.
- April 2, 2002** Sign Jaren Jackson to a 10-day contract. Place Jud Buechler (lower back strain) on Injured List.
- April 11, 2002** Sign Jaren Jackson for the remainder of the season.
- April 16, 2002** Place Mike Miller (left ankle sprain) on Injured List. Activate Jud Buechler (lower back strain) from Injured List.
- April 17, 2002** Place Patrick Ewing (strep throat) on Injured List. Activate Jeryl Sasser (right knee patella tendinitis) from Injured List.
- June 26, 2002** Select center Curtis Borchardt (Stanford) in the first round of the 2002 NBA Draft (18th overall); trade rights to Borchardt to Utah in exchange for the rights to Ryan Humphrey (Notre Dame, 19th overall) and a 2002 second round draft pick (47th overall); Acquired the draft rights to Mario Kasun (41st overall) from the Los Angeles Clippers in exchange for future considerations (protection of first round pick owed by L.A. goes from 1-17 to 1-23 in 2003); Acquired the draft rights to Rashard Griffith (1995 pick, 38th overall) from Milwaukee in exchange for the draft rights to Jamal Sampson (47th overall).
- July 17, 2002** Sign free agent Jacque Vaughn.
- July 20, 2002** Sign free agent Olumide Oyedeji.
- July 24, 2002** Re-sign free agent Pat Garrity. Waive Jud Buechler.
- August 1, 2002** Obtain a future second round draft pick from Denver in exchange for Don Reid and future draft considerations.
- August 8, 2002** Sign Ryan Humphrey.
- August 15, 2002** Waive Patrick Ewing.
- August 23, 2002** Exercise contract option on Mike Miller; name Mark Hughes assistant coach; extend contracts for assistant coaches Dave Wohl, Johnny Davis and Paul Pressey.
- September 5, 2002** Sign free agent Shawn Kemp.
- September 12, 2002** Sign free agents Jabari Smith and Peter Cornell.
- September 18, 2002** Sign free agent Jermaine Walker.
- September 23, 2002** Sign free agents Corey Benjamin, Omar Cook and Obinna Ekezie.
- September 25, 2002** Sign free agent Pat Burke.
- October 6, 2002** Waive Jabari Smith and Corey Benjamin.
- October 12, 2002** Waive Omar Cook.
- October 21, 2002** Waive Jermaine Walker.
- October 23, 2002** Waive Obinna Ekezie and Peter Cornell.
- October 28, 2002** Place Steven Hunter (torn ACL, right knee) and Olumide Oyedeji (low back strain) on the Injured List.
- November 8, 2002** Place Horace Grant (sore left knee) on the Injured List; Activate Olumide Oyedeji.
- December 4, 2002** Place Olumide Oyedeji (low back strain) on the Injured List; Activate Horace Grant.

- December 11, 2002** Waive Horace Grant.
- December 13, 2002** Activate Olumide Oyedeji.
- January 12, 2003** Place Ryan Humphrey (right knee patella tendinitis) on the Injured List; Activate Steven Hunter.
- January 18, 2003** Place Grant Hill (sore left ankle) on the Injured List.
- January 22, 2003** Activate Ryan Humphrey.
- February 19, 2003** Acquire Drew Gooden, Gordan Giricek and cash considerations from Memphis in exchange for Mike Miller, Ryan Humphrey, a first round draft pick (owed to Orlando by Sacramento) and a future second round draft pick (2004).
- February 28, 2003** Sign Chris Whitney for the remainder of the season; Place Olumide Oyedeji (left ankle sprain) on the Injured List.
- March 19, 2003** Place Pat Burke (left knee patella tendinitis) on the Injured List; Activate Olumide Oyedeji.
- April 5, 2003** Place Olumide Oyedeji (low back strain) on the Injured List; Activate Pat Burke.
- April 16, 2003** Place Pat Garrity (strained groin) on the Injured List; Activate Olumide Oyedeji.
- June 26, 2003** Select guard Reece Gaines (Louisville) in the first round of the 2003 NBA Draft (15th overall); select forward-center Zaur "Zaza" Pachulia (Turkey) in the second round of the 2003 NBA Draft (42nd overall); acquired the draft rights to guard Keith Bogans (Kentucky, 43rd overall) from Milwaukee in exchange for cash considerations.
- July 16, 2003** Sign free agent Juwan Howard.
- July 18, 2003** Sign Reece Gaines.
- July 22, 2003** Re-sign free agent Andrew DeClercq.
- July 23, 2003** Sign free agent Tyronn Lue.
- July 24, 2003** Sign Zaza Pachulia.
- July 25, 2003** Sign Keith Bogans.
- September 11, 2003** Sign free agent Britton Johnsen.
- September 15, 2003** Named Dave Twardzik director of player personnel and Otis Smith director of player development.
- September 19, 2003** Sign free agent Rick Apodaca.
- September 22, 2003** Sign free agent Ousmane Cisse.
- September 23, 2003** Sign free agent Donnell Harvey.
- September 29, 2003** Sign free agents Derrick Dial, Alton Ford and Shammond Williams.
- October 4, 2003** Waive Ousmane Cisse.
- October 9, 2003** Waive Rick Apodaca and Derrick Dial.
- October 19, 2003** Waive Alton Ford.
- October 22, 2003** Waive guard Jeryl Sasser.
- October 27, 2003** Place Keith Bogans (right knee patella tendinitis), Pat Garrity (right knee rehabilitation) and Grant Hill (left ankle rehabilitation) on the Injured List.
- November 7, 2003** Place Britton Johnsen (left knee patella tendinitis) and Gordan Giricek (strained right arch) on the Injured List; Activate Pat Garrity and Keith Bogans.
- November 16, 2003** Sign free agent guard Derrick Dial; Place Shammond Williams (sprained left knee) and Pat Garrity (right knee rehabilitation) on the Injured List; Activate Gordan Giricek; Waive Britton Johnsen.

HISTORY

ALL-TIME TRANSACTIONS

- November 17, 2003** Dismiss Glenn "Doc" Rivers and Dave Wohl; Name Johnny Davis head coach.
- November 25, 2003** Sign free agent guard Rod Strickland; waive Derrick Dial.
- November 28, 2003** Name Paul Westhead assistant coach.
- December 5, 2003** Place guard Reece Gaines on the injured list (right knee patella tendinitis); Activate guard Shammond Williams.
- December 23, 2003** Acquire a 2004 second round draft pick from Phoenix in exchange for Donnell Harvey; Acquire a 2004 second round draft pick, cash considerations and forward Monty Williams from Philadelphia in exchange for a conditional 2004 second round draft pick.
- December 26, 2003** Acquire forward Robert Archibald from Phoenix in exchange for a future conditional second round draft pick; Waive Monty Williams.
- January 2, 2004** Acquire C Mengke Bateer, the draft rights to C Remon Van de Hare and a future conditional second round draft pick from Toronto in exchange for Robert Archibald.
- January 5, 2004** Sign forward Lee Nailon to 10-day contract; waive Mengke Bateer.
- January 15, 2004** Sign Lee Nailon to a second 10-day contract.
- January 25, 2004** Activate Reece Gaines.
- February 11, 2004** Place center Andrew DeClercq on the Injured List (torn meniscus, right knee).
- February 19, 2004** Acquire guard DeShawn Stevenson and a future second round draft pick from Utah in exchange for Gordan Giricek; Acquire forward/center Sean Rooks from New Orleans in exchange for Shammond Williams.
- February 20, 2004** Sign forward Desmond Penigar to a 10-day contract.
- March 1, 2004** Sign Desmond Penigar to a second 10-day contract; Waive Rod Strickland.
- March 3, 2004** Activate Andrew DeClercq.
- March 10, 2004** Sign forward Britton Johnsen to a 10-day contract; Give Desmond Penigar a 10-day contract early release.
- March 12, 2004** John Gabriel resigns as general manager and will serve as advisor/regional scout; Name John Weisbrod general manager.
- March 20, 2004** Sign Britton Johnsen to a second 10-day contract.
- March 30, 2004** Sign Britton Johnsen for the remainder of the season.
- March 31, 2004** Placed guard Tracy McGrady on the Injured List (patella tendinitis, left knee).
- April 2, 2004** Sign guard Derrick Dial for the remainder of the season.
- May 26, 2004** Orlando wins the NBA Draft Lottery, giving the Magic the first overall selection in the 2004 NBA Draft.
- June 22, 2004** Center Zaza Pachulia is selected by Charlotte in the 2004 NBA Expansion Draft.
- June 24, 2004** Select forward-center Dwight Howard (SW Atlanta Christian Academy) with the first overall selection of the 2004 NBA Draft; Acquire the draft rights to guard Jameer Nelson (St. Joseph's, 20th overall) from Denver in exchange for a future first round draft pick; Select Anderson Varejao (Brazil) in the second round of the 2004 NBA Draft (30th overall); Select Antonio Burks (Memphis) in the second round of the 2004 NBA Draft (36th overall), then trade his draft rights to Memphis in exchange for cash considerations.
- June 29, 2004** Acquire guard Steve Francis, guard Cuttino Mobley and center Kelvin Cato from Houston in exchange for guard Tracy McGrady, guard Tyrron Lue, forward Juwan Howard and guard Reece Gaines.

ALL-TIME TRANSACTIONS

- July 7, 2004** Sign Dwight Howard and Jameer Nelson.
- July 14, 2004** Sign free agent Hedo Turkoglu.
- July 23, 2004** Acquired Tony Battie and two future second round draft picks (2005, 2007) from Cleveland in exchange for Drew Gooden, Steven Hunter (through a sign-and-trade) and the draft rights to Anderson Varejao.
- July 29, 2004** Sign free agent Michael Bradley.
- August 2, 2004** Sign free agent Stacey Augmon.
- August 12, 2004** Re-sign free agent DeShawn Stevenson; Name Ron Ekker, Chris Jent, Clifford Ray and Morlon Wiley assistant coaches.
- August 16, 2004** Sign Mario Kasun.
- October 4, 2004** Sign free agents Earl Barron, Corsley Edwards, Jemeil Rich and Ajani Williams.
- October 12, 2004** Waive Ajani Williams.
- October 14, 2004** Waive Earl Barron and Jemeil Rich.
- October 27, 2004** Waive Corsley Edwards.
- November 1, 2004** Acquire forward Brandon Hunter from Charlotte in exchange for Keith Bogans; Place Andrew DeClercq (right knee rehabilitation), Brandon Hunter (right Achilles tendinitis) and Mario Kasun (left knee patella tendinitis) on the Injured List.
- November 12, 2004** Place Michael Bradley (strained right hamstring) on the Injured List; Activate Mario Kasun.
- November 20, 2004** Place Stacey Augmon (left knee patella tendinitis) on the Injured List; Activate Brandon Hunter.
- December 1, 2004** Place Pat Garrity (sprained left foot) on the Injured List; Activate Stacey Augmon.
- December 8, 2004** Place Kelvin Cato (subluxated left shoulder) on the Injured List; Activate Michael Bradley.
- December 10, 2004** Place Brandon Hunter (hyperextended right elbow) on the Injured List; Activate Pat Garrity.
- January 1, 2005** Place Michael Bradley (strained right hamstring) on the Injured List; Activate Kelvin Cato.
- January 10, 2005** Acquire guard Doug Christie from Sacramento in exchange for Cuttino Mobley and Michael Bradley.
- January 18, 2005** Place Mario Kasun (left knee patella tendinitis) on the Injured List; Activate Andrew DeClercq.
- February 10, 2005** Place Andrew DeClercq (sore right knee) on the Injured List; Activate Brandon Hunter.
- March 5, 2005** Place Doug Christie (bone spurs, left ankle) on the Injured List; Activate Mario Kasun.
- March 17, 2005** Dismiss Johnny Davis and Ron Ekker; Name Chris Jent interim head coach.
- March 23, 2005** Sign guard Mark Jones to 10-day contract; Place Hedo Turkoglu (fractured distal radial head, left wrist) on the Injured List.
- March 31, 2005** Sign guard Andre Barrett to 10-day contract; Release Mark Jones from his 10-day contract.
- April 8, 2005** Place Grant Hill (bruised left shin) on the Injured List; Sign guard Mark Jones for the remainder of the season.
- April 10, 2005** Sign Andre Barrett for the remainder of the season.
- May 23, 2005** General Manager John Weisbrod resigns.
- May 24, 2005** Name Brian Hill head coach.

June 10, 2005	Name Randy Ayers and Tom Sterner assistant coaches.
June 27, 2005	Promote Dave Twardzik and Otis Smith to assistant general manager; Name Alex Martins executive vice president of marketing and franchise relations.
June 28, 2005	Select forward Fran Vazquez (Spain) in the first round of the 2005 NBA Draft (11th overall); Select guard Travis Diener (Marquette) in the second round of the 2005 NBA Draft (38th overall); Select center Martynas Andriuskevicius in the second round of the 2005 NBA Draft (44th overall), then trade his draft rights to Cleveland in exchange for a 2006 second round draft pick and cash considerations; Acquire the draft rights to forward Marcin Gortat (Poland, 57th overall) from Phoenix in exchange for cash considerations.
July 5, 2005	Name Randy Wittman assistant coach; Name Mark Bryant and Morlon Wiley assistant coaches/player development.
August 3, 2005	Sign free agent Keyon Dooling.
August 11, 2005	Waive Doug Christie and designated him as the team's amnesty player.
August 16, 2005	Sign Travis Diener.
August 22, 2005	Sign free agent Ruben Boumtje-Boumtje.
September 28, 2005	Sign free agents Ken Johnson and Terence Morris.
September 29, 2005	Sign free agents Felipe Lopez and Bo Outlaw.
October 3, 2005	Sign free agent Matt Freije.
October 14, 2005	Waive Matt Freije and Felipe Lopez.
October 31, 2005	Waive Ruben Boumtje-Boumtje and Ken Johnson.
November 4, 2005	Place Pat Garrity on Inactive List (right knee sprain); Activate Mario Kasun.
November 8, 2005	Place Keyon Dooling on Inactive List (right heel contusion); Active Pat Garrity.
November 13, 2005	Place Travis Diener on Inactive List; Activate Keyon Dooling.
November 23, 2005	Place Steve Francis on Inactive List (bruised left shoulder/ribs); Activate Travis Diener.
November 25, 2005	Place Travis Diener and Terence Morris on the Inactive List; Activate Stacey Augmon and Steve Francis.
November 26, 2005	Place Keyon Dooling (inflamed plantar fascia, right foot) on the Inactive List; Activate Terence Morris.
December 2, 2005	Place Steve Francis (bruised chest, left shoulder) on Inactive List; Activate Travis Diener.
December 7, 2005	Place Kelvin Cato (sprained right ankle) on the Inactive List; Activate Steve Francis.
December 14, 2005	Place Travis Diener on the Inactive List; Activate Grant Hill.
December 23, 2005	Place Terence Morris on the Inactive List; Activate Travis Diener.
December 26, 2005	Place Travis Diener on the Inactive List; Activate Kelvin Cato.
December 30, 2005	Place Kelvin Cato (bruised left shoulder) on the Inactive List; Activate Terence Morris.
January 4, 2006	Place Grant Hill (strained groin) on the Inactive List; Activate Travis Diener.
January 6, 2006	Place Travis Diener on Inactive List; Active Grant Hill.
January 7, 2006	Place Grant Hill (strained groin) on the Inactive List; Activate Travis Diener.
January 10, 2006	Place Travis Diener on the Inactive List; Activate Kelvin Cato.
January 11, 2006	Place Terence Morris on the Inactive List; Activate Keyon Dooling.
January 12, 2006	Suspend Steve Francis for conduct detrimental to the team.
January 13, 2006	NBA suspends Keyon Dooling for five games for involvement in fight on Jan. 11 @ Seattle; Place Steve Francis (suspension) and Mario Kasun on the Inactive List; Activate Travis Diener and Terence Morris.

January 15, 2006	Place Bo Outlaw (sprained left knee) and Terence Morris on the Inactive List; Activate Grant Hill and Mario Kasun.
January 18, 2006	Place Grant Hill (rehab, sports hernia surgery) on Inactive List; Activate Steve Francis.
January 20, 2006	Place Kelvin Cato (sprained right ankle) on the Inactive List; Activate Terence Morris.
February 1, 2006	Place Jameer Nelson (sprained right mid-foot) on the Inactive List; Activate Grant Hill.
February 15, 2006	Place Terence Morris on the Inactive List; Activate Bo Outlaw; Acquire Carlos Arroyo and Darko Milicic from Detroit in exchange for Kelvin Cato and a future protected first round draft pick; Waive Morris.
February 21, 2006	Place Travis Diener and Bo Outlaw on the Inactive List.
February 22, 2006	Waive Bo Outlaw; Acquire Trevor Ariza and Anfernee Hardaway from New York in exchange for Steve Francis; Place Grant Hill (lower abdominal strain) and Hardaway on the Inactive List; Activate Travis Diener.
February 24, 2006	Waive Anfernee Hardaway; Sign free agent Bo Outlaw; Place Outlaw and Hedo Turkoglu (sprained left ankle) on the Inactive List; Activate Grant Hill.
February 26, 2006	Place Travis Diener on the Inactive List; Activate Hedo Turkoglu.
March 3, 2006	Place Grant Hill (lower abdomen pain) and Mario Kasun on Inactive List; Activate Jameer Nelson and Bo Outlaw.
March 4, 2006	Place Keyon Dooling (flu), Pat Garrity (Grade 2 AC sprain, left shoulder) and Bo Outlaw on Inactive List; Activate Travis Diener, Grant Hill and Mario Kasun.
March 6, 2006	Place Grant Hill (lower abdominal pain) and Mario Kasun (hyper extended right knee) on Inactive List; Activate Keyon Dooling and Bo Outlaw.
March 10, 2006	Place Travis Diener on Inactive List; Activate Grant Hill.
March 11, 2006	Place Grant Hill (lower abdominal pain) on Inactive List; Activate Travis Diener.
March 22, 2006	Sign Tony Battie to a contract extension.
March 27, 2006	Exercised their option to extend the contracts of Dwight Howard and Jameer Nelson through the 2007-08 season.
March 28, 2006	Place Travis Diener on the Inactive List; Activate Pat Garrity.
April 10, 2006	Place Carlos Arroyo (strained left hamstring) on the Inactive List; Activate Travis Diener.
April 17, 2006	Place Travis Diener on the Inactive List; Activate Carlos Arroyo.
May 3, 2006	Promote Otis Smith to general manager; Promote Alex Martins to chief operating officer; Promote Jim Fritz to chief financial officer.
June 28, 2006	Select guard J.J. Redick (Duke) in the first round of the 2006 NBA Draft (11th overall); Select forward James Augustine (Illinois) in the second round of the 2006 NBA Draft (41st overall); Select forward Lior Eliyahu in the second round of the 2006 NBA Draft (44th overall), then trade his draft rights to Houston in exchange for cash considerations.
July 5, 2006	Name Tom Smith head athletic trainer.
July 6, 2006	Name John Kuester assistant coach.
July 7, 2006	Sign J.J. Redick.
July 8, 2006	Sign James Augustine.
July 13, 2006	Sign free agent Keith Bogans.
July 27, 2006	Re-sign free agent Trevor Ariza.
August 16, 2006	Re-sign free agent Bo Outlaw.
November 3, 2006	Place Carlos Arroyo (strained right hamstring) on Inactive list; Activate J.J. Redick.

- November 22, 2006** Place Pat Garrity (sprained right knee) on Inactive list; Activate J.J. Redick.
- November 25, 2006** Place Grant Hill (personal reasons) on Inactive list; Activate Travis Diener.
- December 6, 2006** Place Keyon Dooling (back spasms) on Inactive list; Activate Bo Outlaw.
- December 9, 2006** Place Hedo Turkoglu (sprained right ankle) on Inactive list; Activate Travis Diener.
- December 11, 2006** Place Keith Bogans (sprained right ankle) on Inactive list; Activate J.J. Redick.
- December 13, 2006** Place Jameer Nelson (groin strain) on Inactive list; Activate James Augustine.
- December 22, 2006** Place Keith Bogans (sprained right ankle) on Inactive list; Activate Jameer Nelson.
- December 30, 2006** Place Grant Hill (sore left foot) and Keyon Dooling (strained left Achilles) on Inactive list; Activate Travis Diener and J.J. Redick.
- January 2, 2007** Place Pat Garrity (sprained right knee) on Inactive list; Activate James Augustine.
- January 10, 2007** Place Hedo Turkoglu (flu-like symptoms) on Inactive list; Activate Keyon Dooling; Assign James Augustine to Anaheim Arsenal of the NBA Development League.
- January 12, 2007** Place Trevor Ariza (Grade 2 sprain, MCL, right knee) on Inactive list; Activate Hedo Turkoglu.
- January 20, 2007** Place Keyon Dooling (strained left Achilles) on Inactive list; Activate J.J. Redick.
- January 25, 2007** Recall James Augustine from the Anaheim Arsenal of the NBA Development League.
- January 26, 2007** Place Keyon Dooling (sprained right thumb ligaments) on Inactive list; Activate J.J. Redick.
- February 2, 2007** Place Grant Hill (sprained right knee) on Inactive list; Activate James Augustine.
- February 9, 2007** Place Tony Battie (fractured right thumb) on Inactive list; Activate Grant Hill.
- February 14, 2007** Place Grant Hill (sprained right knee) on Inactive list; Activate Keyon Dooling.
- March 2, 2007** Place Grant Hill (sore left foot) on Inactive list; Activate Travis Diener.
- March 12, 2007** Place Keyon Dooling (back, neck muscle spasms) on Inactive list; Activate Travis Diener.
- March 14, 2007** Place Darko Milicic (lower back strain) and Travis Diener on Inactive list; Activate Keyon Dooling and Tony Battie.
- April 14, 2007** Place J.J. Redick (left quad tendinitis) on Inactive list; Activate Pat Garrity.
- April 18, 2007** Place Darko Milicic (mid-foot sprain) on Inactive list; Activate Bo Outlaw.
- May 23, 2007** Relieve Brian Hill from duties of head coach.
- May 31, 2007** Name Billy Donovan head coach.
- June 6, 2007** Release Billy Donovan from his contract.
- June 7, 2007** Name Stan Van Gundy head coach; Orlando acquired rights to Van Gundy from Miami in exchange for a second round selection in the 2007 NBA Draft (No. 39) and the ability to swap first round picks in the 2008 NBA Draft. The first round pick is lottery protected (1-14). If Miami can't or chooses not to exercise the option of swapping first round picks, the Heat obtain Orlando's second round pick in 2008 and cash considerations.
- June 28, 2007** Select forward Reyshawn Terry in the second round of the 2007 NBA Draft (44th overall), then trade his draft rights to Dallas in exchange for the draft rights to forward Milovan Rakovic (60th overall) and cash considerations; Also traded the 54th overall pick to Houston in exchange for cash considerations.
- July 3, 2007** Name Brendan Malone, Patrick Ewing, Steve Clifford and Bob Beyer assistant coaches.
- July 11, 2007** Acquire forward Rashard Lewis in a sign-and-trade deal with Seattle in exchange for a future conditional second round draft pick.
- July 12, 2007** Sign Dwight Howard to a contract extension.
- August 24, 2007** Sign free agent Adonal Foyle.
- August 27, 2007** Sign Marcin Gortat.

MAGIC ALL-TIME MONTH-BY-MONTH RECORD

Year	Oct.	Nov.	Dec.	Jan.	Feb.	Mar.	Apr.	May	Total
1989-90	—	7-7	2-13	4-10	3-10	1-13	1-11	—	18-64
1990-91	—	3-12	4-11	4-10	8-3	7-8	5-7	—	31-51
1991-92	—	6-8	0-15	5-10	3-10	3-12	4-6	—	21-61
1992-93	—	8-3	5-8	5-8	8-6	7-9	8-7	—	41-41
1993-94	—	6-5	10-7	10-5	7-3	8-8	9-4	—	50-32
1994-95	—	10-2	13-4	12-2	8-5	10-5	4-7	—	57-25
1995-96	—	13-2	10-4	8-6	11-3	12-3	6-4	—	60-22
1996-97	—	8-4	2-12	11-4	9-5	10-6	5-6	—	45-37
1997-98	0-1	10-5	7-7	4-12	8-4	8-7	4-5	—	41-41
1998-99	—	—	—	—	10-4	12-6	10-7	1-0	33-17
1999-00	—	7-8	8-6	5-12	6-5	11-5	4-5	—	41-41
2000-01	1-0	4-11	9-5	7-7	9-3	9-7	4-6	—	43-39
2001-02	1-0	6-9	8-8	8-6	8-3	9-7	4-5	—	44-38
2002-03	2-0	8-7	8-8	6-9	5-6	10-5	3-5	—	42-40
2003-04	1-1	0-14	7-9	5-12	4-8	2-13	2-4	—	21-61
2004-05	—	8-5	7-7	9-8	4-7	6-10	2-9	—	36-46
2005-06	—	7-7	5-8	6-9	2-12	9-8	7-2	—	36-46
2006-07	—	12-4	6-10	6-8	4-9	6-8	6-3	—	40-42
Totals	5-2	123-113	111-142	115-138	117-106	140-140	88-103	1-0	700-744

MAGIC ALL-TIME TRIPLE-DOUBLES

- 2005-06:** Steve Francis (22 pts., 10 rebs., 10 asts. vs. Philadelphia, 1-29-06)
- 2002-03:** Tracy McGrady (46 pts., 13 asts., 10 rebs. @ New Jersey, 2-23-03)
- 2001-02:** Tracy McGrady (22 pts., 11 rebs., 11 asts. vs. Philadelphia, 2-23-02)
- 1999-00:** Charles "Bo" Outlaw (10 pts., 14 rebs., 10 asts. vs. Boston, 3-28-00)
- 1997-98:** Charles "Bo" Outlaw (25 pts., 13 rebs., 10 asts. vs. New Jersey, 4-17-98)
- 1995-96:** Anthony Bowie (20 pts., 10 rebs., 10 asts. vs. Detroit, 3-19-96); Brian Shaw (11 pts., 10 rebs., 10 asts. vs. L.A. Clippers, 12-29-95)
- 1994-95:** Anfernee Hardaway (35 pts., 12 asts., 10 rebs. at Milwaukee, 11-26-94)
- 1993-94:** Anfernee Hardaway (14 pts., 12 asts., 11 rebs. at Boston, 4-15-94); Shaquille O'Neal (24 pts., 28 rebs., 15 blks. at New Jersey, 11-20-93)
- 1992-93:** Scott Skiles (14 pts., 12 rebs., 12 asts. vs. Washington, 11-12-92)
- 1991-92:** Nick Anderson (12 pts., 12 rebs., 10 asts. vs. Dallas, 1-24-92)
- 1989-90:** Scott Skiles (23 pts., 17 asts., 12 rebs. at New York, 3-20-90); Sam Vincent (21 pts., 17 asts., 11 rebs. vs. Indiana, 1-30-90)

ALL-TIME AWARD WINNERS

All-NBA Teams

2006-07 – Dwight Howard (Third Team)
 2003-04 – Tracy McGrady (Second Team)
 2002-03 – Tracy McGrady (First Team)
 2001-02 – Tracy McGrady (First Team)
 2000-01 – Tracy McGrady (Second Team)
 1996-97 - Anfernee Hardaway (Third Team)
 1995-96 - Anfernee Hardaway (First Team)
 1995-96 - Shaquille O'Neal (Third Team)
 1994-95 - Anfernee Hardaway (First Team)
 1994-95 - Shaquille O'Neal (Second Team)
 1993-94 - Shaquille O'Neal (Third Team)

NBA All-Rookie Teams

2004-05 – Dwight Howard (First Team)
 2004-05 – Jameer Nelson (Second Team)
 2002-03 – Drew Gooden (First Team)
 2002-03 – Gordan Giricek (Second Team)
 2000-01 - Mike Miller (First Team)
 1999-00 - Chucky Atkins (Second Team)
 1998-99 - Matt Harpring (First Team)
 1998-99 - Michael Doleac (Second Team)
 1993-94 - Anfernee Hardaway (First Team)
 1992-93 - Shaquille O'Neal (First Team)
 1991-92 - Stanley Roberts (Second Team)
 1990-91 - Dennis Scott (First Team)

NBA All-Defensive Teams

1995-96 - Horace Grant (Second Team)
 1994-95 - Horace Grant (Second Team)

NBA Executive-of-the-Year

1999-00 - John Gabriel

NBA Coach-of-the-Year

1999-00 - Glenn "Doc" Rivers

NBA Rookie-of-the-Year

2000-01 - Mike Miller
 1992-93 - Shaquille O'Neal

NBA Sixth Man Award

1998-99 - Darrell Armstrong

NBA Sportsmanship Award

2004-05 – Grant Hill

NBA Most Improved Player

2000-01 - Tracy McGrady
 1998-99 - Darrell Armstrong
 1990-91 - Scott Skiles

NBA All-Interview Teams

2002-03 – Glenn "Doc" Rivers (First Team)
 2002-03 – Tracy McGrady (Second Team)
 2001-02 – Glenn "Doc" Rivers (First Team)
 2000-01 – Glenn "Doc" Rivers (Second Team)
 1999-00 - Glenn "Doc" Rivers (First Team)
 1999-00 - John Amaechi (First Team)

NBA All-Star Appearances

2007 – Dwight Howard
 2005 – Grant Hill
 2004 – Tracy McGrady
 2003 – Tracy McGrady
 2002 – Tracy McGrady
 2001 - Tracy McGrady
 2001 - Grant Hill (out with injury)
 1998 - Anfernee Hardaway
 1997 - Anfernee Hardaway
 1996 - Anfernee Hardaway
 1996 - Shaquille O'Neal
 1995 - Anfernee Hardaway
 1995 - Shaquille O'Neal
 1995 - Brian Hill (Head Coach)
 1995 - Richie Adubato (Asst. Coach)
 1995 - Tree Rollins (Asst. Coach)
 1995 - Tom Sterner (Asst. Coach)
 1994 - Shaquille O'Neal
 1993 - Shaquille O'Neal

Rookie Game

2006 – Dwight Howard, Jameer Nelson (out with injury)
 2005 – Dwight Howard
 2002 – Mike Miller
 2001 - Mike Miller
 1994 - Anfernee Hardaway (MVP)

Other

2007 – Dwight Howard (Slam Dunk Contest)
 2003 – Pat Garrity (Long Distance Shootout)
 2002 – Mike Miller (Long Distance Shootout)
 2001 - Tracy McGrady (2ball with Nykesha Sales of Orlando Miracle)
 2001 - Pat Garrity (Long Distance Shootout)
 1996 - Darrell Armstrong (Slam Dunk Contest)
 1996 - Dennis Scott (Long Distance Shootout)
 1995 - Nick Anderson (Long Distance Shootout)
 1992 - Nick Anderson (Slam Dunk Contest)
 1991 - Dennis Scott (Long Distance Shootout)
 1991 - Otis Smith (Slam Dunk Contest)

ALL-TIME AWARD WINNERS

NBA Player of the Month

November, 2006 – Dwight Howard
 April, 2006 – Dwight Howard
 March, 2003 – Tracy McGrady
 November, 2002 – Tracy McGrady
 February, 2002 – Tracy McGrady
 February, 2001 - Tracy McGrady
 November, 1995 - Anfernee Hardaway
 March, 1995 - Shaquille O'Neal
 November, 1994 - Shaquille O'Neal
 December, 1993 - Shaquille O'Neal

NBA Rookie of the Month

March, 2001 - Mike Miller (co-winner)
 February, 2001 - Mike Miller
 April, 1994 - Anfernee Hardaway
 January, 1994 - Anfernee Hardaway
 February, 1993 - Shaquille O'Neal
 January, 1993 - Shaquille O'Neal
 December, 1992 - Shaquille O'Neal
 November, 1992 - Shaquille O'Neal
 March, 1991 - Dennis Scott

NBA Player of the Week (week ending)

Dwight Howard	11-26-06
Grant Hill	11-21-04
Tracy McGrady	12-21-03
Tracy McGrady	4-13-03
Tracy McGrady	3-9-03
Tracy McGrady	2-23-03
Tracy McGrady	3-17-02
Darrell Armstrong	2-4-01
Darrell Armstrong	3-28-99
Nick Anderson	2-22-98
Dennis Scott	4-21-96
Shaquille O'Neal	3-3-96
Anfernee Hardaway	11-12-95
Shaquille O'Neal	3-5-95
Shaquille O'Neal	12-4-94
Anfernee Hardaway	11-27-94
Shaquille O'Neal	12-12-93
Nick Anderson	2-7-93
Shaquille O'Neal	11-15-92
Nick Anderson	1-26-92
Scott Skiles	4-21-91
Dennis Scott	3-10-91

NBA Coach of the Month

November, 2006 – Brian Hill
 November, 2004 – Johnny Davis

Eastern Conference Championship Teams

1994-95

Atlantic Division Championship Teams

1995-96, 1994-95

USA Basketball Teams

2006-08 – Dwight Howard, J.J. Redick
 1996 - Anfernee Hardaway
 1996 - Shaquille O'Neal

Rich & Helen DeVos Community Enrichment Award

2006-07 – Charles "Bo" Outlaw
 2005-06 – Charles "Bo" Outlaw
 2004-05 – Dwight Howard
 2003-04 – Pat Garrity
 2002-03 – Tracy McGrady
 2001-02 – Monty Williams
 2000-01 - Grant Hill
 1999-00 - Darrell Armstrong
 1998-99 - Charles "Bo" Outlaw
 1997-98 - Darrell Armstrong
 1996-97 - Anfernee Hardaway
 1995-96 - Nick Anderson

Commitment To The Past Honorees



2006-07 – Pat Williams



2006-07 – Jeff Turner



2005-06 – Nick Anderson



2005-06 – Dennis Scott



2005-06 – Scott Skiles

MAGIC ALL-TIME DRAFT SELECTIONS

Draft	Round	Player (Overall Pick)	College
1989 Draft	1	Nick Anderson (11)	Illinois
	2	Michael Ansley (37)	Alabama
1990 Draft	1	Dennis Scott (4)	Georgia Tech
1991 Draft	1	Brian Williams (10)	Arizona
	1	Stanley Roberts (23)	Louisiana State
	2	Chris Corchiani (36)	North Carolina State
1992 Draft	1	Shaquille O'Neal (1)	Louisiana State
1993 Draft	1*	Chris Webber (1)	Michigan
	1	Geert Hammink (26)	Louisiana State
<i>* Orlando traded rights to Webber to Golden State for rights to Anfernee Hardaway (Memphis State, 3rd overall pick) and first round picks in 1996, 1998 and 2000.</i>			
1994 Draft	1	Brooks Thompson (27)	Oklahoma State
	2	Rodney Dent (31)	Kentucky
1995 Draft	1	David Vaughn (25)	Memphis
1996 Draft	1	Brian Evans (27)	Indiana
	2	Amal McCaskill (49)	Marquette
1997 Draft	1	Johnny Taylor (17)	Tennessee-Chattanooga
	2*	Eric Washington (47)	Alabama
<i>* Orlando traded rights to Washington and a 1999 second round selection to Denver for the rights to Jason Lawson (Villanova, 42nd pick)</i>			
1998 Draft	1	Michael Doleac (12)	Utah
	1	Keon Clark (13)	UNLV
	1	Matt Harpring (15)	Georgia Tech
	2	Miles Simon (42)	Arizona
1999 Draft	2	Laron Profit (38)	Maryland
<i>* Orlando acquired the rights to Corey Maggette (Duke, 13th pick overall) from Seattle, along with Dale Ellis, Don MacLean and Billy Owens in exchange for Horace Grant and two future second-round picks; Also acquired the rights to Louis Bullock (Michigan, 42nd overall) from Minnesota in exchange for future considerations.</i>			
2000 Draft	1	Mike Miller (5)	Florida
	1*	Keyon Dooling (10)	Missouri
	1*	Courtney Alexander (13)	Fresno State
<i>* Orlando acquired a future first round pick from the L.A. Clippers in exchange for the rights to the 10th overall pick in the 2000 NBA Draft (Dooling), Corey Maggette, Derek Strong and future considerations; Also obtained a future first round pick and future considerations from Dallas in exchange for the rights to the 13th overall pick in the 2000 NBA Draft (Alexander).</i>			
2001 Draft	1	Steven Hunter (15)	DePaul
	1	Jeryl Sasser (22)	SMU
	2*	Omar Cook (32)	St. John's
<i>* Orlando traded the rights to Cook to Denver to fulfill a previous trade obligation; Also acquired the rights to Brendan Haywood (North Carolina, 20th overall) from Cleveland in exchange for Michael Doleac.</i>			
2002 Draft	1*	Curtis Borchardt (18)	Stanford
	<i>* Orlando acquired the rights to Ryan Humphrey (Notre Dame, 19th overall) and a 2002 second round pick (47th overall) from Utah in exchange for the rights to Borchardt; Also acquired the rights to Mario Kasun (Croatia, 41st overall) from the L.A. Clippers in exchange for future considerations (protection of first round pick owed by L.A. goes from 1-17 to 1-23 in 2003); Also acquired the draft rights to Rashard Griffith (1995 pick, 38th overall) from Milwaukee in exchange for the draft rights to Jamal Sampson (47th overall).</i>		
2003 Draft	1	Reece Gaines (15)	Louisville
	2	Zaur "Zaza" Pachulia (42)	Turkey
<i>* Orlando acquired the rights to Keith Bogans (Kentucky, 43rd overall) from Milwaukee in exchange for cash considerations.</i>			
2004 Draft	1	Dwight Howard (1)	SW Atlanta Christian Academy
	2	Anderson Varejao (30)	Brazil
	2*	Antonio Burks (36)	Memphis
<i>* Orlando traded the rights to Burks to Memphis in exchange for cash considerations; Also acquired the draft rights to Jameer Nelson (St. Joseph's, 20th overall) from Denver in exchange for a future first round pick.</i>			

HISTORY

2005 Draft	1	Fran Vazquez (11)	Spain
	2	Travis Diener (38)	Marquette
	2*	Martynas Andriuskevicius (44)	Lithuania
<i>* Orlando traded the rights to Andriuskevicius to Cleveland in exchange for a 2006 second round draft pick and cash considerations; Also acquired the draft rights to Marcin Gortat (57th overall) from Phoenix in exchange for cash considerations.</i>			
2006 Draft	1	J.J. Redick (11)	Duke
	2	James Augustine (41)	Illinois
	2*	Lior Elyahu (44)	Israel
<i>* Orlando traded the rights to Elyahu to Houston in exchange for cash considerations.</i>			
2007 Draft	2*	Reyshawn Terry (44)	North Carolina
<i>* Orlando traded the rights to Terry to Dallas in exchange for the draft rights to Milovan Rakovic (60th overall) and cash considerations; Also traded the 54th selection overall to Houston in exchange for cash considerations.</i>			

(Seasons played in parentheses)

CAREER LEADERS

GAMES PLAYED			AVERAGE POINTS PER GAME		
Nick Anderson	692	(10)	Tracy McGrady	28.1	(3)
Darrell Armstrong	502	(9)	Shaquille O'Neal	27.2	(4)
Pat Garrity	482	(8)	Steve Francis	19.4	(2)
Dennis Scott	446	(7)	Anfernee Hardaway	19.0	(6)
Jeff Turner	411	(7)	Reggie Theus	18.9	(1)
Horace Grant	411	(7)	Juwan Howard	17.0	(1)
Scott Skiles	384	(5)	Grant Hill	16.4	(7)
Anfernee Hardaway	369	(6)	Rony Seikaly	16.4	(2)
Bo Outlaw	358	(7)	Nick Anderson	15.4	(10)
Anthony Bowie	350	(5)	Terry Catledge	15.3	(4)

MINUTES			FIELD GOALS MADE		
Nick Anderson	22,440	(10)	Nick Anderson	4,075	(10)
Darrell Armstrong	14,233	(9)	Shaquille O'Neal	3,208	(4)
Horace Grant	14,234	(7)	Tracy McGrady	2,985	(4)
Anfernee Hardaway	13,721	(6)	Anfernee Hardaway	2,542	(6)
Dennis Scott	13,692	(7)	Dennis Scott	2,421	(7)
Scott Skiles	11,940	(5)	Darrell Armstrong	2,044	(9)
Tracy McGrady	11,628	(4)	Horace Grant	1,974	(7)
Shaquille O'Neal	11,164	(4)	Scott Skiles	1,703	(5)
Pat Garrity	10,240	(8)	Pat Garrity	1,367	(8)
Bo Outlaw	9,639	(7)	Dwight Howard	1,346	(3)

POINTS			FIELD GOALS ATTEMPTED		
Nick Anderson	10,650	(10)	Nick Anderson	8,976	(10)
Tracy McGrady	8,298	(4)	Tracy McGrady	6,689	(4)
Shaquille O'Neal	8,019	(4)	Dennis Scott	5,737	(7)
Anfernee Hardaway	7,018	(6)	Shaquille O'Neal	5,522	(4)
Dennis Scott	6,603	(7)	Anfernee Hardaway	5,380	(6)
Darrell Armstrong	5,898	(9)	Darrell Armstrong	4,878	(9)
Scott Skiles	4,966	(5)	Horace Grant	3,932	(7)
Horace Grant	4,638	(7)	Scott Skiles	3,906	(5)
Pat Garrity	3,734	(8)	Pat Garrity	3,293	(8)
Dwight Howard	3,716	(3)	Terry Catledge	2,779	(4)

HISTORY

CAREER LEADERS

3-POINT FIELD GOALS MADE

Dennis Scott	981	(7)
Nick Anderson	900	(10)
Darrell Armstrong	654	(9)
Pat Garrity	616	(8)
Tracy McGrady	509	(4)
Scott Skiles	384	(5)
Anfernee Hardaway	366	(6)
Mike Miller	351	(3)
Hedo Turkoglu	316	(3)
Jameer Nelson	179	(3)

3-POINT FIELD GOALS ATTEMPTED

Nick Anderson	2,480	(10)
Dennis Scott	2,432	(7)
Darrell Armstrong	1,892	(9)
Pat Garrity	1,532	(8)
Tracy McGrady	1,410	(4)
Anfernee Hardaway	1,176	(6)
Scott Skiles	1,010	(5)
Mike Miller	923	(3)
Hedo Turkoglu	809	(3)
Brian Shaw	522	(3)

FREE THROWS MADE

Tracy McGrady	1,819	(4)
Shaquille O'Neal	1,602	(4)
Nick Anderson	1,600	(10)
Anfernee Hardaway	1,568	(6)
Scott Skiles	1,176	(5)
Darrell Armstrong	1,156	(9)
Dwight Howard	1,023	(3)
Donald Royal	872	(6)
Grant Hill	809	(7)
Dennis Scott	780	(7)

FREE THROWS ATTEMPTED

Shaquille O'Neal	2,936	(4)
Nick Anderson	2,376	(10)
Tracy McGrady	2,368	(4)
Anfernee Hardaway	2,047	(6)
Dwight Howard	1,677	(3)
Scott Skiles	1,319	(5)
Darrell Armstrong	1,302	(9)
Donald Royal	1,130	(6)
Terry Catledge	1,124	(4)
Grant Hill	1,017	(7)

REBOUNDS

Shaquille O'Neal	3,691	(4)
Nick Anderson	3,667	(10)
Horace Grant	3,353	(7)
Dwight Howard	2,853	(3)
Bo Outlaw	2,160	(7)

Tracy McGrady	2,066	(4)
Anfernee Hardaway	1,752	(6)
Darrell Armstrong	1,645	(9)
Terry Catledge	1,513	(4)
Jeff Turner	1,484	(7)

ASSISTS

Scott Skiles	2,776	(5)
Anfernee Hardaway	2,343	(6)
Darrell Armstrong	2,555	(9)
Nick Anderson	1,937	(10)
Tracy McGrady	1,533	(4)
Brian Shaw	1,061	(3)
Dennis Scott	1,034	(7)
Horace Grant	879	(7)
Jameer Nelson	869	(3)
Steve Francis	809	(2)

STEALS

Nick Anderson	1,004	(10)
Darrell Armstrong	830	(9)
Anfernee Hardaway	718	(6)
Tracy McGrady	452	(4)
Dennis Scott	429	(7)
Horace Grant	426	(7)
Bo Outlaw	401	(7)
Scott Skiles	332	(5)
Jerry Reynolds	251	(3)
Shaquille O'Neal	243	(4)

BLOCKED SHOTS

Shaquille O'Neal	824	(4)
Bo Outlaw	536	(7)
Horace Grant	415	(7)
Dwight Howard	407	(3)
Nick Anderson	338	(10)
Tracy McGrady	292	(4)
Darko Milicic	202	(2)
Anfernee Hardaway	191	(6)
Tony Battie	180	(3)
Greg Kite	162	(4)

PERSONAL FOULS

Nick Anderson	1,354	(10)
Jeff Turner	1,190	(7)
Pat Garrity	1,177	(8)
Shaquille O'Neal	1,053	(4)
Dennis Scott	970	(7)
Darrell Armstrong	932	(9)
Scott Skiles	921	(5)
Bo Outlaw	913	(7)
Horace Grant	906	(7)
Andrew DeClercq	817	(5)

GAMES PLAYED

Season	Player	G
1989-90	Anderson	81
1990-91	Scott/Kite	82
1991-92	Catledge	78
1992-93	O'Neal	81
1993-94	Hardaway/Scott/Skiles	82
1994-95	O'Neal	79
1995-96	Hardaway/Scott	82
1996-97	Strong	82
1997-98	Outlaw	82
1998-99	Armstrong/Grant/ Hardaway/Harping	50
1999-00	Armstrong/Atkins/ Garrity/Outlaw	82
2000-01	Amaechi/Miller/Williams	82
2001-02	Armstrong	82
2002-03	Armstrong	82
2003-04	Howard, Ju.	81
2004-05	Howard, D.	82
2005-06	Battie/Howard/Stevenson	82
2006-07	Howard	82

POINTS

Season	Player	G	PTS
1989-90	Theus	76	1,438
1990-91	Skiles	79	1,357
1991-92	Anderson	60	1,196
1992-93	O'Neal	81	1,893
1993-94	O'Neal	82	2,377
1994-95	O'Neal	79	2,315
1995-96	Hardaway	82	1,780
1996-97	Seikaly	74	1,277
1997-98	Grant	76	921
1998-99	Hardaway	50	791
1999-00	Armstrong	82	1,330
2000-01	McGrady	77	2,065
2001-02	McGrady	76	1,948
2002-03	McGrady	75	2,407
2003-04	McGrady	67	1,878
2004-05	Francis	78	1,663
2005-06	Howard	82	1,292
2006-07	Howard	82	1,443

SCORING AVERAGE

Season	Player	G	PTS	AVG
1989-90	Catledge	74	1,435	19.4
1990-91	Skiles	79	1,357	17.2
1991-92	Anderson	60	1,196	19.9
1992-93	O'Neal	81	1,893	23.4
1993-94	O'Neal	81	2,377	29.3
1994-95	O'Neal	79	2,315	29.3
1995-96	O'Neal	54	1,434	26.6
1996-97	Hardaway	59	1,210	20.5
1997-98	Anderson	58	890	15.3
1998-99	Hardaway	50	791	15.8
1999-00	Armstrong	82	1,330	16.2

YEARLY LEADERS

2000-01	McGrady	77	2,065	26.8
2001-02	McGrady	76	1,948	25.6
2002-03	McGrady	75	2,407	32.1
2003-04	McGrady	67	1,878	28.0
2004-05	Francis	78	1,663	21.3
2005-06	Howard	82	1,292	15.8
2006-07	Howard	82	1,443	17.6

FIELD GOAL PERCENTAGE

Season	Player	G	FGM-A	PCT
1989-90	Ansley	72	231-465	.497
1990-91	Ansley	67	144-263	.548
1991-92	Roberts	55	236-446	.529
1992-93	O'Neal	81	733-1,304	.562
1993-94	O'Neal	81	953-1,591	.599
1994-95	O'Neal	79	930-1,594	.583
1995-96	O'Neal	54	592-1,033	.573
1996-97	Grant	67	358-695	.515
1997-98	Outlaw	82	301-543	.554
1998-99	Outlaw	31	84-154	.545
1999-00	Outlaw	82	204-339	.602
2000-01	Outlaw	80	226-368	.614
2001-02	Williams	68	198-362	.547
2002-03	DeClercq	77	149-279	.534
2003-04	Hunter	59	82-155	.529
2004-05	Howard	82	352-677	.520
2005-06	Howard	82	468-881	.531
2006-07	Howard	82	526-873	.603

3-POINT FIELD GOAL PERCENTAGE

Season	Player	G	3PM-A	PCT
1989-90	Skiles	70	52-132	.394
1990-91	Skiles	79	93-228	.408
1991-92	Bowie	52	17-44	.386
1992-93	Scott	54	108-268	.403
1993-94	Skiles	82	68-165	.412
1994-95	Scott	62	150-352	.426
1995-96	Scott	82	267-628	.425
1996-97	Scott	66	147-373	.394
1997-98	Anderson	58	77-214	.360
1998-99	Armstrong	50	69-189	.365
1999-00	Garrity	82	79-197	.401
2000-01	Garrity	76	97-224	.433
2001-02	Garrity	80	169-396	.427
2002-03	Garrity	81	161-407	.396
2003-04	Lue	76	80-209	.383
2004-05	Turkoglu	67	93-245	.380
2005-06	Nelson	62	70-165	.424
2006-07	Turkoglu	73	109-281	.388

YEARLY LEADERS

FREE THROW PERCENTAGE

Season	Player	G	FTM-A	PCT
1989-90	Vincent	63	188-214	.879
1990-91	Skiles	79	340-377	.902
1991-92	Skiles	75	248-277	.895
1992-93	Skiles	78	289-324	.892
1993-94	Skiles	82	195-222	.878
1994-95	Turner	49	26-29	.897
1995-96	Scott	82	182-222	.820
1996-97	Armstrong	67	92-106	.868
1997-98	Armstrong	48	105-123	.854
1998-99	Armstrong	50	161-178	.904
1999-00	Armstrong	82	225-247	.911
2000-01	Armstrong	75	220-249	.884
2001-02	Armstrong	82	182-205	.888
2002-03	Armstrong	82	165-188	.878
2003-04	Howard	81	318-393	.809
2004-05	Francis	78	499-606	.823
2005-06	Turkoglu	78	255-296	.861
2006-07	Nelson	77	183-221	.828

REBOUNDS

Season	Player	G	Off/Def	Total	AVG
1989-90	Green	73	166/422	588	8.1
1990-91	Kite	82	189/399	588	7.1
1991-92	Catledge	78	257/292	549	7.0
1992-93	O'Neal	81	342/780	1,122	13.9
1993-94	O'Neal	81	384/688	1,072	13.2
1994-95	O'Neal	79	328/573	901	11.4
1995-96	O'Neal	54	182/414	596	11.0
1996-97	Seikaly	74	274/427	701	9.5
1997-98	Grant	76	228/390	618	8.1
1998-99	Grant	50	117/234	351	7.0
1999-00	Wallace	81	211/454	665	8.2
2000-01	Outlaw	80	211/408	619	7.7
2001-02	McGrady	76	150/447	597	7.9
2002-03	McGrady	75	121/367	488	6.5
2003-04	Howard, Ju.	81	171/399	570	7.0
2004-05	Howard, D.	82	287/536	823	10.0
2005-06	Howard	82	288/734	1,022	12.5
2006-07	Howard	82	283/725	1,008	12.3

ASSISTS

Season	Player	G	Assists	AVG
1989-90	Theus	76	407	5.4
1990-91	Skiles	79	660	8.4
1991-92	Skiles	75	544	7.3
1992-93	Skiles	78	735	9.4
1993-94	Hardaway	82	544	6.6
1994-95	Hardaway	77	551	7.2
1995-96	Hardaway	82	582	7.1
1996-97	Hardaway	59	332	5.6
1997-98	Price	63	297	4.7
1998-99	Armstrong	50	335	6.7
1999-00	Armstrong	82	501	6.1
2000-01	Armstrong	75	524	7.0
2001-02	Armstrong	82	453	5.5

2002-03	McGrady	75	411	5.5
2003-04	McGrady	67	370	5.5
2004-05	Francis	78	547	7.0
2005-06	Nelson	62	302	4.9
2006-07	Nelson	77	330	4.3

STEALS

Season	Player	G	STL	AVG
1989-90	Reynolds	67	93	1.39
1990-91	Reynolds	80	95	1.19
1991-92	Anderson	60	97	1.62
1992-93	Anderson	79	128	1.62
1993-94	Hardaway	82	190	2.32
1994-95	Hardaway	79	130	1.65
1995-96	Hardaway	82	166	2.02
1996-97	Anderson	63	120	1.90
1997-98	Outlaw	82	107	1.30
1998-99	Hardaway	50	111	2.22
1999-00	Armstrong	82	169	2.06
2000-01	Armstrong	75	135	1.80
2001-02	Armstrong	82	157	1.91
2002-03	Armstrong	82	135	1.65
2003-04	McGrady	67	93	1.39
2004-05	Francis	78	112	1.44
2005-06	Nelson	62	70	1.13
2006-07	Nelson	77	73	0.96

BLOCKED SHOTS

Season	Player	G	BLK	AVG
1989-90	Reynolds	67	64	0.96
1990-91	Kite	82	81	0.99
1991-92	Roberts	55	83	1.51
1992-93	O'Neal	81	286	3.53
1993-94	O'Neal	81	231	2.85
1994-95	O'Neal	79	192	2.43
1995-96	O'Neal	54	115	2.13
1996-97	Seikaly	74	107	1.45
1997-98	Outlaw	82	181	2.21
1998-99	Grant	50	60	1.20
1999-00	Outlaw	82	148	1.80
2000-01	Outlaw	80	137	1.71
2001-02	McGrady	76	73	0.96
2002-03	McGrady	75	59	0.79
2003-04	Hunter	59	73	1.24
2004-05	Howard	82	136	1.66
2005-06	Howard	82	115	1.40
2006-07	Howard	82	156	1.90

PERSONAL FOULS

Season	Player	G	PF/DQ	AVG
1989-90	Acres	80	248/4	3.1
1990-91	Kite	82	298/4	3.6
1991-92	Turner	75	229/6	3.1
1992-93	O'Neal	81	321/8	4.0
1993-94	O'Neal	81	281/3	3.5
1994-95	O'Neal	79	258/1	3.3
1995-96	Koncak	67	226/7	3.4

OPENING NIGHT RECORDS

1996-97	Seikaly	74	275/4	3.7	1991-92	Skiles	75	233	3.1
1997-98	Outlaw	82	260/1	3.2	1992-93	O'Neal	81	307	3.8
1998-99	Austin	49	125/1	2.6	1993-94	Hardaway	82	292	3.6
1999-00	Doleac	81	224/3	2.8	1994-95	Hardaway	77	258	3.4
2000-01	Garrity	76	241/3	3.2	1995-96	Hardaway	82	229	2.8
2001-02	Garrity	80	230/1	2.9	1996-97	Seikaly	74	218	2.9
2002-03	DeClercq	77	258/5	3.4	1997-98	Outlaw	82	175	2.1
2003-04	Howard	81	284/1	3.5	1998-99	Armstrong	50	158	3.2
2004-05	Francis	78	273/5	3.5	1999-00	Armstrong	82	248	3.0
2005-06	Howard	82	277/1	3.4	2000-01	Armstrong	75	200	2.7
2006-07	Howard	82	245/3	3.0	2001-02	McGrady	76	189	2.5

TURNOVERS

Season	Player	G	TO	AVG
1989-90	Theus	76	226	3.0
1990-91	Skiles	79	252	3.2

Magic All-Time Opening Night Game-High Performances

Points - 42	Shaquille O'Neal (@ Miami, 11/5/93)
	Nick Anderson (vs. Miami, 11/6/92)
Rebounds - 18	Shaquille O'Neal (vs. Miami, 11/6/92)
Assists - 13	Scott Skiles (@ Miami, 11/5/93)
Steals - 5	Nick Anderson (vs. Miami, 11/6/92)
Blocks - 4	Dwight Howard (vs. Milwaukee, 11/3/04)
	Tracy McGrady (vs. Philadelphia, 10/29/02)
FGs Made - 17	Shaquille O'Neal (@ Miami, 11/5/93)
	Nick Anderson (vs. Miami, 11/6/92)
FGs Attempted - 26	Nick Anderson (vs. Miami, 11/6/92)
Three-point FGs Made - 7	Dennis Scott (vs. Cleveland, 11-3-95)
Three-point FGs Attempted - 13	Dennis Scott (vs. Cleveland, 11-3-95)
Ft's Made - 11	Anfernee Hardaway (vs. Atlanta 10/31/97)
Ft's Attempted - 14	Shaquille O'Neal (@ Washington, 11/4/94)
Points - 42	Shaquille O'Neal (@ Miami, 11/5/93)

MAGIC OPENING NIGHT LINEUPS

1989-90: Terry Catledge/F, Jerry Reynolds/F, Dave Corzine/C, Reggie Theus/G, Sam Vincent/G
1990-91: Jerry Reynolds/F, Jeff Turner/F, Greg Kite/C, Nick Anderson/G, Scott Skiles/G
1991-92: Dennis Scott/F, Terry Catledge/F, Greg Kite/C, Nick Anderson/G, Scott Skiles/G
1992-93: Dennis Scott/F, Terry Catledge/F, Shaquille O'Neal/C, Scott Skiles/G, Nick Anderson/G
1993-94: Nick Anderson/F, Larry Krystkowiak/F, Shaquille O'Neal/C, Anfernee Hardaway/G, Scott Skiles/G
1994-95: Horace Grant/F, Donald Royal/F, Shaquille O'Neal/C, Anfernee Hardaway/G, Nick Anderson/G
1995-96: Donald Royal/F, Horace Grant/F, Felton Spencer/C, Nick Anderson/G, Anfernee Hardaway/G
1997-98: Nick Anderson/F, Horace Grant/F, Rony Seikaly/C, Derek Harper/G, Anfernee Hardaway/G
1998-99: Bo Outlaw/F, Horace Grant/F, Isaac Austin/C, Nick Anderson/G, Anfernee Hardaway/G
1999-2000: Bo Outlaw/F, Ben Wallace/F, Michael Doleac/C, Tariq Abdul-Wahad/G, Darrell Armstrong/G
2000-01: Grant Hill/F, Bo Outlaw/F, John Amaechi/C, Tracy McGrady/G, Darrell Armstrong/G
2001-02: Grant Hill/F, Horace Grant/F, Andrew DeClercq/C, Tracy McGrady/G, Darrell Armstrong/G
2002-03: Grant Hill/F, Horace Grant/F, Pat Burke/C, Tracy McGrady/G, Darrell Armstrong/G
2003-04: Britton Johns/F, Drew Gooden/F, Juwan Howard/C, Tracy McGrady/G, Tyrone Lue/G
2004-05: Grant Hill/F, Dwight Howard/F, Kelvin Cato/C, Cuttino Mobley/G, Steve Francis/G
2005-06: Hedo Turkoglu/F, Dwight Howard/F, Tony Battie/C, DeShawn Stevenson/G, Steve Francis/G
2006-07: Hedo Turkoglu/F, Tony Battie/F, Dwight Howard/C, Grant Hill/G, Jameer Nelson/G

MAGIC IN SEASON OPENERS (10-7)

Year	Date	Opponent	Result	Magic Hi Scorer	Opp. Hi Scorer
1989-90	11/4	New Jersey	L, 106-111	Catledge/25	Hopson/24
1990-91	11/2	@ Atlanta	L, 111-115	Catledge/27	Wilkins/32
1991-92	11/1	New York	W, 106-96	Anderson/22	Ewing/30
1992-93	11/6	Miami	W, 110-100	Anderson/42	Burton/23
1993-94	11/5	@ Miami	W, 116-96	O'Neal/42	Seikaly/21
1994-95	11/4	@ Washington	L, 108-110	O'Neal/28	Gugliotta/24
1995-96	11/3	Cleveland	W, 99-88	Hardaway/28	Mills/15
1996-97	11/1	Washington	L, 92-96	Hardaway/19	Strickland/20
1997-98	10/31	Atlanta	L, 99-105	Hardaway/31	Smith/22
1998-99	2/5	New York	W, 93-85	Anderson/19	Sprewell/24
1999-00	11/2	@ Charlotte	L, 86-100	Gatling/15	Jones/24
2000-01	10/31	Washington	W, 97-86	McGrady/32	Lopez/16
2001-02	10/30	Toronto	W, 114-85	McGrady/23	Childs/13
2002-03	10/29	Philadelphia	W, 95-88	McGrady/31	McKie/19
2003-04	10/29	@ New York	W, 85-83 (OT)	McGrady/26	Van Horn/19
2004-05	11/3	Milwaukee	W, 93-92	Francis/26	Redd/19
2005-06	11/2	Indiana	L, 78-90	Francis/15	O'Neal/19
2006-07	11/1	Chicago	W, 109-94	Howard/27	Gordon/21

MAGIC IN HOME OPENERS (12-6)

Year	Date	Opponent	Result	Magic Hi Scorer	Opp. Hi Scorer
1989-90	11/4	New Jersey	L, 106-111	Catledge/25	Hopson/24
1990-91	11/3	Charlotte	L, 97-104	Anderson/27	Gilliam/19
1991-92	11/1	New York	W, 106-96	Anderson/22	Ewing/30
1992-93	11/6	Miami	W, 110-100	Anderson/42	Burton/23
1993-94	11/6	Philadelphia	W, 114-89	O'Neal/36	Hornacek/20
1994-95	11/5	Philadelphia	W, 122-107	O'Neal/30	Weatherspoon/27
1995-96	11/3	Cleveland	W, 99-88	Hardaway/28	Mills/15
1996-97	11/1	Washington	L, 92-96	Hardaway/19	Strickland/20
1997-98	10/31	Atlanta	L, 99-105	Hardaway/31	Smith/22
1998-99	2/5	New York	W, 93-85	Anderson/19	Sprewell/24
1999-00	11/3	Detroit	W, 103-94	Garrity/20	Hill/30
2000-01	10/31	Washington	W, 97-86	McGrady/32	Lopez/16
2001-02	10/30	Toronto	W, 114-85	McGrady/23	Childs/13
2002-03	10/29	Philadelphia	W, 95-88	McGrady/31	McKie/19
2003-04	10/30	New Orleans	L, 98-100	McGrady/33	Van Horn/19
2004-05	11/3	Milwaukee	W, 93-92	Francis/26	Wesley/28
2005-06	11/2	Indiana	L, 78-90	Francis/15	Redd/19
2006-07	11/1	Chicago	W, 109-94	Howard/27	O'Neal/19
				Howard/27	Gordon/21



10,000! On December 22, 1988, the 10,000th season ticket was sold, ending the Magic's commitment to the NBA of guaranteeing 10,000 season ticket holders by January 1, 1989. Pat Williams (above) makes the announcement of Orlando meeting its season ticket goal.



First Coach. On June 1, 1988, Matt Guokas, the former head coach of the Philadelphia 76ers, was named the first head coach of the Orlando Magic.

HISTORY

HISTORY

SEPTEMBER, 1985

Jim Hewitt, an Orlando businessman, approaches Philadelphia 76ers general manager Pat Williams about joining with him to attempt to bring an NBA franchise to Orlando.

JUNE 19, 1986

Williams joins Hewitt in his endeavor and the first season ticket deposit of \$100 is accepted for the yet-to-be-named NBA franchise.

JULY 2, 1986

Williams, Hewitt and Orlando Mayor Bill Frederick present a check for \$100,000 and a set of Mickey Mouse ears to NBA Commissioner David Stern, officially entering the race to bring an NBA franchise to Orlando.

JULY 27, 1986

Williams announces that the Orlando franchise in the NBA would be named the Magic. The name is chosen from 4,296 entries submitted in a contest held by the Orlando Sentinel.

AUGUST 21, 1986

A group of 32 investors is formed to finance the purchase of an NBA franchise in Orlando. The group, headed by Jim Hewitt, includes William duPont III, real estate developer; Don Dizney, managing general partner of the Orlando Renegades of the USFL; Robert Fraley, attorney and sports agent; and Jim and Steve Caruso, owners of Southern Fruit Citrus.

AUGUST 22, 1986

Norm Sonju, general manager of the Dallas Mavericks and Jerry West, general manager of the Los Angeles Lakers visit Orlando to speak at a gathering of business leaders about the value of an NBA team to Orlando.

SEPTEMBER 2, 1986

Season ticket orders for the Magic exceed the 5,000 mark as 5,100 deposits are on record by the close of business.

SEPTEMBER 9, 1986

Season ticket deposits exceed the 6,000 mark as 6,004 orders are on record by the close of business.

SEPTEMBER 24, 1986

Curly Neal, former Harlem Globetrotter, places a deposit for the 7,000th season ticket order and is named as the Magic's honorary ticket drive chairman.

OCTOBER 3, 1986

New York Mets Manager Davey Johnson places a deposit for four season tickets, placing total orders over the 10,000 mark.

OCTOBER 20, 1986

Williams and the Orlando group make a presentation to the NBA Board of Governors requesting that a franchise be granted to Orlando. At the meeting, 14,176 deposits for season tickets were presented to the board. The number marked the highest season ticket base among the seven cities which were being considered for NBA franchises.

JANUARY 5, 1987

Ground is broken for the Orlando Arena.

JANUARY 12, 1987

Williams and Hewitt meet with NBA expansion committee officials in New York to discuss the possibilities of bringing an NBA team to Orlando. At the meeting, Williams presents NBA Commissioner David Stern with a jar of dirt from the groundbreaking ceremony and a ceremonial arena seat used in the celebration.

FEBRUARY 12, 1987

William duPont III becomes general partner of Orlando Magic, Ltd., thus paving the way for stronger financial backing of the proposed NBA Magic franchise.

MARCH 2, 1987

The NBA expansion committee consisting of Richard Bloch, owner of the Phoenix Suns; Alan Cohen, owner of the Boston Celtics; and Charlie Thomas, owner of the Houston Rockets tours Orlando.

APRIL 22, 1987

The NBA Board of Governors grants an expansion franchise to Orlando and announces that the team will begin play in the 1989-90 season.

MAY 29, 1987

Marlin Ferrell becomes the first full-time employee of the Orlando Magic. Ferrell, employed for the previous five years by the greater Orlando Chamber of Commerce, will serve as assistant to Pat Williams and Magic office manager.

JUNE 2, 1987

John Gabriel, assistant coach and scout for the Philadelphia 76ers, is hired as the team's first coaching staff member.

JUNE 18, 1987

Orlando becomes the first expansion team to unveil its team logo and colors – Electric Blue, Quick Silver and Magic Black.

JUNE 1, 1988

Matt Guokas, former head coach of the Philadelphia 76ers, is named the first head coach of the Orlando Magic.

AUGUST 23, 1988

Sunshine Network is named as the cable television network of the Orlando Magic.

OCTOBER 19, 1988

15 women are chosen from among 150 applicants to form the first professional dance team of the Magic. The group is named "The Magic Girls."

OCTOBER 21, 1988


The Magic unveil their game uniforms at a luncheon/fashion show at the Omni Hotel. The home uniform is white with a black pinstripe and black and blue trim. On the road, the Magic will wear a black uniform with white pinstripe and blue and white trim.

OCTOBER 31, 1988

Stuff, the Magic Dragon, the official mascot of the Orlando Magic, is unveiled at a birthday ceremony at Church Street Station in downtown Orlando. Stuff will represent the Magic at all home games as well as civic and social events throughout Central Florida.

DECEMBER 22, 1988

The 10,000th season ticket is sold and fully committed, ending the Magic's commitment to the NBA of guaranteeing 10,000 season ticketholders by January 1, 1989. Curly Neal is hired in a full-time capacity as director of special projects.




Here Come the Magic. The Orlando Magic were officially welcomed with a downtown parade on Nov. 3, 1989. Following the parade, team members were introduced. Orlando hosted the New Jersey Nets on Nov. 4, 1989, for the team's first-ever regular season game. Pat Williams and Matt Guokas lead the parade, while Williams introduces the Magic.

JANUARY 20, 1989

David Steele, long-time radio voice of the Florida Gators, is hired as the radio voice of the Magic.

MAY 1, 1989

Paul Porter, former NBA All-Star Game announcer and former public address announcer for the Cleveland Cavaliers, is hired as public address announcer for the club.



The Last Original Magic Player. On June 27, 1989, the Magic made Nick Anderson the team's first-ever college draft selection. Anderson, who played at the University of Illinois, was the 11th pick in the first round of the 1989 Draft. Anderson was the last original Magic player on the team roster and is the team's all-time leader in games played, points scored and steals. Nick Anderson with NBA Commissioner David Stern at the NBA Draft (left)

MAY 9, 1989

The first exhibition schedule in the club's history is announced. Highlights of the schedule include eight games in six cities throughout the state of Florida.

JUNE 12, 1989

The Magic win the coin toss determining the draft order in both the expansion and college drafts. Magic head coach Matt Guokas selects to pick first in the expansion draft ahead of

Minnesota, and the Timberwolves therefore will select 10th in the college draft and second in the expansion draft. The toss is held at the Los Angeles Airport Marriott.

JUNE 15, 1989

The Magic select 12 players in the 1989 NBA Expansion Draft via conference call with the league office and Minnesota Timberwolves. The Magic selected 6-9 forward, Sidney Green (New York); 6-7 guard, Reggie Theus (Atlanta); 6-8 forward, Terry Catledge (Washington); 6-2 guard, Sam Vincent (Chicago); 6-5 guard/forward, Otis Smith (Golden State); 6-1 guard, Scott Skiles (Indiana); 6-8 guard/forward, Jerry Reynolds (Seattle); 6-11 forward/center, Mark Acres (Boston); 6-4 guard, Morlon Wiley (Dallas); 6-4 guard, Jim Farmer (Utah); 6-10 forward/center Keith Lee (New Jersey) and 6-3 guard, Frank Johnson (Houston).

JUNE 27, 1989

The Magic select 6-6 forward, Nick Anderson from the University of Illinois, as their first ever NBA college draft selection. Anderson is selected 11th overall in the first round of the draft in New York. In the second round, the Magic select 6-7 forward, Michael Ansley from the University of Alabama. Ansley is the 37th pick overall in the draft. The Magic also acquire 6-11 center, Dave Corzine from the Chicago Bulls in a draft night trade that sends the Magic second-round picks in 1990 and 1992 to the Bulls.

JULY 7, 1989

Groundbreaking ceremonies are held for the Magic practice facility located across the parking lot from the Orlando Arena. The building, an existing facility for city recreational use, will take on \$325,000 in renovations which include a new basketball floor, new lighting, and an addition onto the building which will contain a Magic locker room and administrative offices.

JULY 10, 1989

Chip Caray, son of Atlanta Hawks broadcaster Skip Caray and grandson of longtime Chicago Cubs broadcaster Harry Caray, is hired as the television voice of the Magic. Caray will assume the play-by-play duties for all Magic Television broadcasts.

JULY 20, 1989

The inaugural regular season schedule is announced for the 1989-90 season. The Magic will open their first season at home on November 4th, against the New Jersey Nets with NBA Commissioner David Stern in attendance.

JULY 21-29, 1989

The 1989 Magic rookie and free agent camp at the University of Central Florida culminates with a four-game sweep of the NBA South Summer League. The Magic defeated the Charlotte Hornets, Atlanta Hawks, and Miami Heat twice, once on a network affiliate live broadcast. The broadcast was the first-ever NBA summer league game televised by a network affiliate in prime time.

OCTOBER 2, 1989

Magic players gather for the opening of the 1989 training camp held at the Magic practice facility in the City of Orlando recreational complex.

OCTOBER 13, 1989


The world champion Detroit Pistons are the first opponents of the Magic in the Orlando Arena as both teams open their 1989 exhibition schedule.

NOVEMBER 3, 1989

The Magic host a charitable black-tie gala at Universal Studios to benefit the Orlando Magic Youth Foundation. The Black Tie and Tennies event becomes an annual affair.



Opening tip, first regular season game, November 4, 1989, vs. New Jersey at the Orlando Arena.



Record Breaker. On December 30, 1990, Scott Skiles set the NBA record for assists in a game with 30 vs. Denver.

NOVEMBER 4, 1989

The Magic open their inaugural season at home against the New Jersey Nets. The opening is highlighted by a Hollywood pre-game show and the debut of the official Magic song. Celebrities from the stage, screen, professional sports, and government are in attendance for the extravaganza.



We Are Family. The DeVos family purchased the Orlando Magic in September of 1991. At that time, family head Rich DeVos made it clear that the real owners of the NBA franchise would continue to be the Central Florida community and the loyal Magic fans. Owner Rich DeVos (left) with Darrell Armstrong (right).

SEPTEMBER 19, 1991

The DeVos family purchases the Orlando Magic.

MAY 23, 1993

Having just one of 66 ping pong balls in the cylinder, Orlando's number comes up to give the Magic the first selection in the 1993 NBA Draft. Then-general manager Pat Williams represented the Magic at the May 23, 1993 draft lottery proceedings. The Magic had received the No. 1 pick by virtue of winning the lottery the prior year and selected Shaquille O'Neal.

JUNE 30, 1993

Brian Hill is named head coach after Matt Guokas moves to the front office position of vice president of basketball development. Orlando also selects Chris Webber as the No. 1 pick in the NBA Draft and then trades him to Golden State for Anfernee Hardaway (third pick overall) and three future first round selections.

APRIL 8, 1994

Orlando clinches its first-ever playoff berth with a 117-103 win over Detroit.

APRIL 17, 1995

With a 111-110 victory over Washington, Orlando clinches its first Atlantic Division championship.

JUNE 4, 1995

Orlando defeats Indiana 105-81 in Game 7 of the Eastern Conference Finals to earn a trip to the NBA Finals. Orlando becomes the second fastest team (six years) to advance to the Finals in league history (Milwaukee advanced to the NBA Finals in 1970-71, its third year).

JULY 12, 1995

The Magic and Florida Hospital unveil plans for a \$50 million sportsplex, including a state-of-the-art sports medicine and rehabilitation facility, a world-class health club, a sports-themed restaurant, retail shops, practice and training facilities for the Magic, as well as office space for Florida Hospital and the Magic.

NOVEMBER 6, 1995

Magic community relations manager Otis Smith, a former Magic player, accepts the World Hall of Fame's Pro Team Community Award. Orlando is the first sports team to receive the award.

FEBRUARY 5, 1996

RDV Sports unveils plans for Magic Carpet Aviation, Inc. Ground is broken on a 24,000-square-foot hangar, housing the corporate offices of Magic Carpet Aviation, Inc. and the team's Boeing 737 plane.



Conference Finals. In just the franchise's sixth year of existence, Orlando advanced to The NBA Finals. The Magic became the second-fastest team to advance to the NBA Championship Series in league history. Orlando defeated Boston, Chicago and Indiana en route to its championship meeting with Houston. (Above) Orlando celebrates its Game 7 victory over Indiana in the Eastern Conference Finals to advance to The 1995 NBA Finals by hoisting head coach Brian Hill to the heavens.

MARCH 18, 1996

Magic forward Jeff Turner retires from basketball and is named color analyst for the Magic Radio Network. Turner's retirement leaves Nick Anderson as the sole member of Orlando's 1989 inaugural team to remain on the active roster.

APRIL 22, 1996

NBA Commissioner David Stern announces that the Orlando Magic and New Jersey Nets will meet at the Tokyo Dome on November 7 and 9, 1996 to compete in the NBA Japan Games.

APRIL 29, 1996

Orlando Magic president Bob Vander Weide names John Gabriel as the team's new general manager. Pat Williams is promoted to senior executive vice president.




The Finals. Shaquille O'Neal vs. Hakeem Olajuwon in 1995 NBA Finals game action.

MAY 6, 1996

Ground is broken on the RDV Sportsplex, a state-of-the-art family-oriented complex which will link Central Florida's business, educational, medical and athletic resources. Situated on 21-acres in the Maitland Summitt area of unincorporated Orange County in Florida, the 365,000-square-foot RDV Sportsplex will feature a sports medicine and rehabilitation facility, a world-class health club, a restaurant, retail shops, practice and training facilities for the Magic, as well as corporate offices for Florida Hospital and the Magic. Completion of the RDV Sports/Florida Hospital project is scheduled for early in 1998.

NOVEMBER 7-8, 1996

Orlando defeats New Jersey in two regular season games in the NBA Japan Games. More than 77,000 fans pack the Tokyo Dome for the event. It is just the fourth time the league has staged regular season games in Japan and the first time Orlando has played a regular season game abroad.



Record Breaker. On April 18, 1996, Dennis Scott (left) set the NBA record for three-pointers in a game with 11 vs. Atlanta.

JANUARY 9, 1997

The Orlando Magic team plane takes off from its new hangar for the first time. The new hub of Magic Carpet Aviation is 24,000 square feet and houses the team plane - RDV Sports' Boeing 737. In addition, the facility has 13,000-square-feet of office, maintenance and storage space.

APRIL 23, 1997

The last piece of steel is placed and the RDV Sportsplex is "topped off." Hundreds of construction workers join RDV Sports COO Bob Vander Weide and Florida Hospital president Tom Werner for the festivities. The 365,000-square-foot RDV Sportsplex, the only facility of its kind in the country blending professional sports and medicine, will open in February 1998.

JUNE 3, 1997

Hall of Famer Chuck Daly, who directed the Detroit Pistons to back-to-back

NBA World Championships (1989, 1990) and guided the original U.S. Olympic Dream

MAGIC FIRSTS

First Regular Season Game: Nov. 4, 1989, vs. New Jersey (New Jersey 111, Orlando 106)

First Magic Starting Line-up: F) Jerry Reynolds, F) Terry Catledge, C) Dave Corzine, G) Reggie Theus, G) Sam Vincent

Opening Tip: Lost to New Jersey (Dave Corzine vs. Joe Barry Carroll)

First Magic Score: Terry Catledge 10-foot jumper at 11:20 in the first quarter

First Field Goal Attempt: Dave Corzine

First Free Throw Attempt: Jerry Reynolds (7:28 of first quarter, missed)

First Free Throw Made: Jerry Reynolds (7:28 of first quarter, hit second of two)

First Assist: Reggie Theus (9:26 of first quarter to Terry Catledge)

First Three-Point Field Goal: Reggie Theus (4:13 of third quarter)

First Rebound: Terry Catledge (offensive rebound off Dave Corzine miss)

First Substitution: Otis Smith and Mark Acres (first quarter)

First Dunk: Otis Smith (12.4 seconds left in the first quarter)

First Turnover: Terry Catledge (travel at 8:33 in first quarter)

First Blocked Shot: Sam Vincent

First Quarter Score: Orlando 23, New Jersey 23

First Half Score: New Jersey 54, Orlando 53

First Third Quarter Score: New Jersey 87, Orlando 84

First Double-Double: Terry Catledge (25 pts., 16 rebs.)

First Exhibition Game/Win: Oct. 13, 1989, vs. Detroit (Orlando 118, Detroit 109)

First Regular Season Win: Nov. 6, 1989, vs. New York (Orlando 118, New York 110)

First Road Win/Overtime Game: Nov. 8, 1989, at Cleveland (Orlando 117, Cleveland 110)

MAGIC PLAYOFF GAME FIRSTS

First Playoff Game: Apr. 28, 1994, vs. Indiana (Indiana 89, Orlando 88)

First Score: Dennis Scott (11:40 of first quarter)

First Rebound: Shaquille O'Neal (10:15 of first quarter)

First Assist: Nick Anderson to Dennis Scott (11:40 of first quarter)

First Steal: Dennis Scott off Dale Davis loose ball (8:41 of first quarter)

First Turnover: Anfernee Hardaway (11:04 of first quarter)

First Dunk: Shaquille O'Neal from Larry Krystkowiak (7:29 of first quarter)

First Blocked Shot: Dennis Scott (10:26 of first quarter)

First Playoff Win: Apr. 28, 1995, vs. Boston (Orlando 124, Boston 77)

Team to a gold medal in 1992, is named Orlando's head coach.

JULY 24, 1997

Tim Walsh, a 13-year veteran of the New York Knicks, is named head athletic trainer of the Magic. Walsh replaces Lenny Currier, who was named the Philadelphia 76ers trainer back on May 8. Currier is the only person to witness every Magic game, home or away, for the club's first eight years of existence.

FEBRUARY 21, 1998

The Magic hold their first-ever practice at the RDV Sportsplex (which opened for public use Feb. 9), as the squad prepares for the L.A. Lakers the next day. In the contest (Feb. 22), Nick Anderson scores 30 points and hits a game-winning three-pointer with 7.1 seconds left to lift Orlando over Shaquille O'Neal and the Lakers, 96-94.

APRIL 17, 1998

Orlando closes its ninth season at home with a 121-109 victory over New Jersey. The contest marks the final telecast of nine-year Magic broadcaster Chip Caray, who will follow in his grandfather Harry Caray's legacy as broadcaster for the Chicago Cubs. Orlando announced on March 20, 1998 that radio play-by-play man David Steele will replace Caray on television broadcasts, while Dennis Neumann will take over for Steele on radio.

MAY 24, 1999

Head Coach Chuck Daly announces his retirement and will remain as a consultant to General Manager John Gabriel.

JUNE 7, 1999

Name Glenn "Doc" Rivers head coach. Rivers becomes the fifth coach in the history of the franchise.

AUGUST 3, 1999

Obtain guard Tariq Abdul-Wahad, along with a future first round draft selection, from Sacramento in exchange for Nick Anderson. Anderson was the last remaining player from

the Magic's inaugural season squad in 1989-90.

AUGUST 27, 1999

Obtain Lee Mayberry, Makhtar Ndiaye, Rodrick Rhodes and Michael Smith from Vancouver, send Don McLean and a future first-round draft pick to Houston and a future second-round draft pick to Vancouver as part of a three-team, 11-player trade, which at that time was the most players involved in a deal in NBA history.

JANUARY 2, 2000

At the debut of Miami's AmericanAirlines Arena, center John Amaechi scores the first NBA points of the new millennium.

APRIL 26, 2000

Doc Rivers is named the 1999-2000 NBA Coach of the Year. He becomes only the fifth coach in league history to capture the award after his first season.

MAY 14, 2000

John Gabriel is named the 1999-2000 NBA Executive of the Year. He was selected by a vote of NBA executives conducted by The Sporting News.

AUGUST 3, 2000

After renouncing the rights to six players and completing two sign-and-trade deals, the Magic add to of the most coveted free agents available during the summer of 2000 - five-time NBA All-Star Grant Hill and emerging superstar Tracy McGrady.

APRIL 11, 2003

The Orlando Magic come back from a 15-point, first half deficit to defeat Indiana, 98-86, at Conseco Fieldhouse to clinch its eighth playoff berth in the last 10 years, and its 11th straight season with a .500 or better record - tied for the third-longest active .500+ streak in the NBA.

HISTORY



ALL-STAR WELCOME: After several roster moves, the Magic officially welcome five-time NBA All-Star Grant Hill and rising superstar Tracy McGrady to the City Beautiful.

MAY 6, 2003

Tracy McGrady is named to the All-NBA First Team for the second consecutive year. He led the NBA in scoring with a career-high 32.1 ppg, while also setting the Magic single-season point mark with 2,407 points (eclipsing Shaquille O'Neal's 2,377 points in 1993-94). In addition, McGrady became the sixth player in NBA history to average at least 30 points, six rebounds and five assists in a season.

JULY 28, 2003

In a press conference at City Hall and in anticipation of its 15th Anniversary season, Orlando unveils its new uniform (1989 black pinstripes, 1998 Jhane-Barnes-designed star uniform). The new design is a simple, timeless, classic, while the away jersey is adorned with 'Orlando' - a changed designed to reinforce the team's commitment to its hometown.

MARCH 10, 2004

Tracy McGrady scores 62 points vs. Washington, setting a new franchise record

for most points in a game. McGrady went 20-of-37 from the floor, 5-of-14 from three-point range and 17-of-26 from the free throw line. He becomes only the 11th player in NBA history to score 62 points or more in a single game.

MAY 26, 2004

The ping pong balls bounce the right way, as the Orlando Magic win the NBA Draft Lottery at the proceedings in Secaucus, N.J. Pat Williams, Orlando's senior vice president and lucky charm, wins the lottery for the third time in history as the team representative. The Magic had 250 chances out of 1,000 to come away with the top pick.

JUNE 24, 2004

The Magic select Dwight Howard with the first overall pick of the 2004 NBA Draft. Later that evening, Orlando trades for the rights to guard Jameer Nelson, the college player of the year.

FEBRUARY 20, 2005

After five surgeries to his left ankle, forward Grant Hill returns to all-star form and is voted a starter for the 2005 NBA All-Star Game.

MAY 24, 2005

Orlando's search for a head coach ends with the winningest-coach in the history of the franchise. Brian Hill returns for his second stint at the helm of the Magic.



Community Spirit. While constantly striving to be the professional model of the twenty-first century, the Orlando Magic takes great pride in its continuing involvement in Central Florida. Says Cheri Vander Weide, chairperson of the Orlando Magic Youth Foundation (OMYF), "We have a responsibility to this community, both as a team and as a business, to help make this a better place to live. We believe the best way for us to enrich our community is to reach out to the young people we can impact the most." OMYF has raised more than \$1 million each of the last five years for underprivileged children organizations. The Orlando Magic was the first sports team to receive the World Hall of Fame's Pro Team Community Award in May 1995. Pat Garrity was the 2003-2004 Rich and Helen DeVos Community Enrichment Award winner.



Number One. Dwight Howard is greeted by NBA Commissioner David Stern after the Orlando Magic selected him as the first overall pick in the 2004 NBA Draft.

JUNE 27, 2005

Otis Smith and Dave Twardzik are promoted to assistant general manager, while Alex Martins returns to the organization as its executive vice president of marketing and franchise relations.

MARCH 5, 2006

Dwight Howard is one of 23 players selected to the 2006-08 USA Men's Senior National Team program.

MARCH 27, 2006

The Magic extend the contracts of Dwight Howard and Jameer Nelson through the 2007-08 season.

APRIL 19, 2006

Despite an 89-83 loss at Indiana, the Magic finish the 2005-06 campaign with 16 wins in their final 22 games, the best finish during that span in franchise history.

HISTORY



Kiss for Luck. The Magic win the 2004 NBA Draft Lottery at the proceedings in Secaucus, N.J. Pat Williams, Orlando's senior vice president and lucky charm, wins the lottery for the third time in franchise history.

MAY 3, 2006

Orlando promotes Otis Smith to general manager, Alex Martins to chief operating officer and Jim Fritz to chief financial officer.

MARCH 29, 2007

The NBA announces that the Magic will participate in NBA China Games 2007. Orlando will take on Cleveland and the Chinese National Team in Shanghai and Macao during the preseason.

MAY 10, 2007

Dwight Howard is named to the All-NBA Third Team. He becomes just the fourth player in franchise history to earn All-NBA honors.

JUNE 7, 2007

After a whirlwind search, the Magic name Stan Van Gundy as the franchise's ninth head coach.

JULY 11, 2007

Orlando acquires All-Star forward Rashard Lewis from Seattle in a sign-and-trade deal.

JULY 12, 2007

The Magic ink All-NBA center Dwight Howard to a contract extension.



U-S-A. Dwight Howard was one of 23 players selected to the 2006-08 USA Men's Senior National Team program.

JULY 26, 2007

By a 5-2 vote, the Orange County Commission approved a public building program that includes a new state-of-the-art Events Center, a new Performing Arts Center, and a renovation of the Citrus Bowl Stadium. By a 6-1 vote, the City of Orlando gave its approval on July 23. The new Events Center is scheduled to open in September 2010.



New Events Center: Magic COO Alex Martins and CFO Jim Fritz react after the Orange County Commission approves the public building program.

HISTORY