


RECORD BOOK

Rushing



Ron Johnson



Tshimanga Biakabutuka



Anthony Thomas

Average Gain Per Rush Game (Min. 5 carries)

1. Leroy Hoard18.28
Indiana, Oct. 22, 1988
2. Tom Harmon.....18.14
at Chicago, Oct. 21, 1939
3. Rob Lytle.....18.00
Michigan State, Oct. 9, 1976
4. Tony Boles.....17.90
at Wisconsin, Oct. 1, 1988
5. Russell Davis.....16.57
Stanford, Sept. 18, 1976

Game (Min. 10 carries)

1. Rob Lytle18.00
Michigan State, Oct. 9, 1976
2. Tony Boles.....17.90
at Wisconsin, Oct. 1, 1988
3. Tyrone Wheatley15.70
vs. Washington, Jan. 1, 1993
4. Billy Taylor.....15.60
Indiana, Oct. 30, 1971
5. Anthony Thomas.....14.08
at Hawaii, Nov. 28, 1998

Game (Min. 15 carries)

1. Tyrone Wheatley15.70
vs. Washington, Jan. 1, 1993
2. Tyrone Wheatley11.79
Iowa, Oct. 3, 1992
3. Ron Johnson.....11.19
Wisconsin, Nov. 16, 1968
4. Bob Nussbaumer11.00
Purdue, Oct. 28, 1944
5. Ted Kress10.90
at Northwestern, Oct. 18, 1952

Game (Min. 20 carries)

1. Ron Johnson11.19
Wisconsin, Nov. 16, 1968
2. Ted Kress10.90
at Northwestern, Oct. 18, 1952
3. Billy Taylor10.71
at Iowa, Nov. 15, 1969
4. Chris Perry10.55
Central Michigan, Aug. 30, 2003
5. Ron Johnson10.38
Navy, Oct. 7, 1967
6. Jamie Morris10.17
vs. Alabama, Jan. 2, 1988

Season (Min. 75 carries)

1. Tyrone Wheatley 7.34 1992
2. Bill Daley 6.81 1943
3. Tom Harmon 6.80 1939
4. Rob Lytle 6.65 1976
5. Steve Smith 6.48 1983
6. Bob Nussbaumer 6.44 1944
7. Tony Boles 6.40 1989
8. Jack Weisenburger 6.39 1947
9. Jon Vaughn 6.31 1990
10. T. Biakabutuka 6.21 1994

Career (Min. 200 carries)

1. Jon Vaughn 6.29 1989-90
2. Tyrone Wheatley 6.07 1991-94
3. Rob Lytle 5.96 1973-76
4. T. Biakabutuka 5.95 1993-95
5. Bob Nussbaumer 5.75 1943-45
6. Tony Boles 5.70 1987-89
7. Leroy Hoard 5.43 1987-89
8. Jamie Morris 5.43 1984-87
9. Gordon Bell 5.42 1973-75
10. Jesse Johnson 5.41 1991-93

Rushing Attempts

Game	Season	Career
1. Chris Perry51 at Michigan State, Nov. 1, 2003	1. Chris Perry 338 2003	1. Anthony Thomas 924 1997-00
2. Ron Johnson42 Northwestern, Oct. 4, 1967	2. Anthony Thomas 319 2000	2. Chris Perry 811 2000-03
3. Mike Hart42 Anthony Thomas.....42 at Indiana, Oct. 30, 1999	3. Mike Hart 318 2006	3. Jamie Morris 809 1984-87
4. Mike Hart40 at Illinois, Oct. 16, 2004	4. T. Biakabutuka 303 1995	4. Mike Hart 750 2004-06
5. Butch Woolfolk.....39 at Michigan State, Oct. 10, 1981	5. Anthony Thomas 301 1999	5. Butch Woolfolk 718 1978-81
	6. Jamie Morris 282 1987	6. Tyrone Wheatley 688 1991-94
	7. Mike Hart 282 2004	7. Billy Taylor 587 1969-71
	8. Gordon Bell 273 1975	8. Rob Lytle 557 1973-76
	9. Chris Perry 267 2002	9. Lawrence Ricks 541 1979-82
	10. Lawrence Ricks 266 1982	10. Gordon Bell 535 1973-75
	11. Tony Boles 262 1988	11. Ed Shuttlesworth 532 1971-73
	12. Ron Johnson 255 1968	12. Ricky Powers 526 1990-93
	13. Butch Woolfolk 253 1981	13. Russell Davis 523 1975-78
	14. Billy Taylor 249 1971	14. Harlan Huckleby 500 1975-78
		15. Ron Johnson 487 1966-68
		16. Rick Leach 487 1975-78

Rushing Yards

Game	Season	Career
1. Ron Johnson347 Wisconsin, Nov. 16, 1968	1. T. Biakabutuka 1,818 1995	1. Anthony Thomas 4,472 1997-00
2. Tshimanga Biakabutuka313 Ohio State, Nov. 25, 1995	2. Anthony Thomas 1,733 2000	2. Jamie Morris 4,393 1984-87
3. Jon Vaughn288 UCLA, Sept. 22, 1990	3. Jamie Morris 1,703 1987	3. Tyrone Wheatley 4,178 1991-94
4. Ron Johnson270 Navy, Oct. 7, 1967	4. Chris Perry 1,674 2003	4. Butch Woolfolk 3,861 1978-81
5. Butch Woolfolk253 at Michigan State, Oct. 10, 1981	5. Mike Hart 1,562 2006	5. Chris Perry 3,696 2000-03
	6. Rob Lytle 1,469 1976	6. Mike Hart 3,679 2004-06
	7. Butch Woolfolk 1,459 1981	7. Rob Lytle 3,317 1973-76
	8. Mike Hart 1,455 2004	8. Billy Taylor 3,072 1969-71
	9. Tony Boles 1,408 1988	9. Gordon Bell 2,900 1973-75
	10. Ron Johnson 1,391 1968	10. T. Biakabutuka 2,810 1993-95
	11. Gordon Bell 1,388 1975	11. Lawrence Ricks 2,751 1979-82
	12. Lawrence Ricks 1,388 1982	12. Harlan Huckleby 2,624 1975-78
	13. Jon Vaughn 1,364 1990	13. Ricky Powers 2,554 1990-93
	14. Tyrone Wheatley 1,357 1992	14. Russell Davis 2,550 1975-78
	15. Billy Taylor 1,297 1981	15. Ron Johnson 2,440 1966-68
	Anthony Thomas 1,297 1999	16. Ed Shuttlesworth 2,343 1971-73
	17. Ricky Powers 1,197 1991	17. Tony Boles 2,247 1987-89
	18. Tyrone Wheatley 1,144 1994	18. Stan Edwards 2,206 1977-81
	19. Tyrone Wheatley 1,129 1993	19. Rick Leach 2,176 1975-78
	20. Chris Perry 1,110 2002	20. Tom Harmon 2,134 1938-40

Rushing Touchdowns

Game	Season	Career
1. Ron Johnson5 Wisconsin, Nov. 16, 1968	1. Ron Johnson 19 1968	1. Anthony Thomas 55 1997-00
2. Fritz Seyferth4 Minnesota, Oct. 24, 1970	2. Anthony Thomas 18 2000	2. Tyrone Wheatley 47 1991-94
Ed Shuttlesworth4 Minnesota, Oct. 28, 1972	3. Chris Perry 18 2003	3. Chris Perry 39 2000-03
Rob Lytle4 Indiana, Oct. 25, 1975	4. Anthony Thomas 17 1999	4. Rick Leach 34 1975-78
Chris Howard4 UCLA, Sept. 28, 1996	5. Anthony Thomas 15 1998	5. Steve Smith 31 1980-83
Anthony Thomas.....4 at Hawaii, Nov. 28, 1998	6. Tom Harmon 14 1940	6. Billy Taylor 30 1969-71
	Rob Lytle 14 1976	7. Tom Harmon 30 1938-40
	Jamie Morris 14 1987	8. Butch Woolfolk 29 1978-81
	Chris Perry 14 2002	9. Gordon Bell 28 1973-75
	Mike Hart 14 2006	10. Mike Hart 27 2004-06
		11. Ron Johnson 26 1966-68
		Ed Shuttlesworth 26 1971-73
		Rob Lytle 26 1973-76



Average Yards Per Game			
Season (Min. 6 games)			
1. Anthony Thomas	144.4	2000	
2. Jamie Morris	141.9	1987	
3. T. Biakabutuka	139.8	1995	
4. Ron Johnson	139.1	1968	
5. Bill Daley	136.2	1943	
6. Chris Perry	128.8	2003	
7. Tony Boles	128.0	1988	
8. Mike Hart	120.2	2006	
9. Tyrone Wheatley	123.4	1992	
10. Rob Lytle	122.4	1976	

Career (Min. 15 games)			
1. Mike Hart	111.5	2004-06	
2. Billy Taylor	102.4	1969-71	
3. Tyrone Wheatley	97.2	1991-94	
4. T. Biakabutuka	93.7	1993-95	
5. Anthony Thomas	93.2	1997-00	
6. Rob Lytle	92.1	1973-76	
7. Butch Woolfolk	91.9	1978-81	
8. Jamie Morris	91.5	1984-87	
9. Ron Johnson	90.3	1966-68	
10. Tony Boles	89.9	1987-89	
11. Tom Harmon	88.9	1938-40	

Most Games, 100+ Yards			
Season			
1. Jamie Morris	10	1987	
2. Anthony Thomas	9	2000	
Mike Hart	9	2006	
4. Gordon Bell	8	1975	
Rob Lytle	8	1976	
T. Biakabutuka	8	1995	
Chris Perry	8	2003	
8. Butch Woolfolk	7	1981	
Lawrence Ricks	7	1982	
Tony Boles	7	1988	
Tyrone Wheatley	7	1992	
Tyrone Wheatley	7	1993	
Anthony Thomas	7	1999	

Career			
1. Anthony Thomas	22	1997-00	
2. Tyrone Wheatley	20	1991-94	
3. Mike Hart	19	2004-06	
4. Jamie Morris	18	1984-87	
5. Butch Woolfolk	16	1979-82	
6. Rob Lytle	15	1973-76	
7. Billy Taylor	13	1969-71	
Gordon Bell	13	1973-75	
T. Biakabutuka	13	1993-95	
10. Chris Perry	12	2000-03	
11. Ron Johnson	10	1966-68	
Lawrence Ricks	10	1979-82	
Tony Boles	10	1987-89	
Ricky Powers	10	1990-93	

Most Games, 150+ Yards			
Season			
1. Anthony Thomas	6	2000	
2. Rob Lytle	5	1976	
Jamie Morris	5	1987	
Mike Hart	5	2004	
5. Ron Johnson	4	1968	
Tony Boles	4	1988	
T. Biakabutuka	4	1995	
Chris Perry	4	2003	

Career			
1. Anthony Thomas	9	1997-00	
2. Jamie Morris	8	1984-87	
Mike Hart	8	2004-06	
3. Billy Taylor	7	1969-71	
Butch Woolfolk	7	1979-82	
Tyrone Wheatley	7	1991-94	
7. Ron Johnson	6	1966-68	
Rob Lytle	6	1973-76	
9. Tony Boles	5	1987-89	
Chris Perry	5	2000-03	
11. Gordon Bell	4	1973-75	
Lawrence Ricks	4	1979-82	
T. Biakabutuka	4	1993-95	

Most Games, 200+ Yards			
Season			
1. Mike Hart	3	2004	
2. Tom Harmon	2	1939	
Ron Johnson	2	1968	
T. Biakabutuka	2	1995	
Jon Vaughn	2	1990	
Tyrone Wheatley	2	1992	
Chris Perry	2	2003	

Career			
1. Mike Hart	4	2004-05	
2. Ron Johnson	3	1966-68	
3. Tom Harmon	2	1938-40	
T. Biakabutuka	2	1993-95	
Jon Vaughn	2	1989-90	
Tyrone Wheatley	2	1991-94	
Jamie Morris	2	1984-87	
Chris Perry	2	2000-03	

Single Game 100-Yard Rushing Duos

Name	Att	Yds	Opponent	Site	Date	Result	Name	Att	Yds	Opponent	Site	Date	Result
Bob Westfall	26	126	Illinois	A	Nov. 1, 1941	W, 20-0	Lawrence Ricks	13	126	Northwestern	H	Oct. 24, 1981	W, 38-0
Tom Kuzma	21	121					Butch Woolfolk	18	106				
Bob Nussbaumer	14	147	Northwestern	H	Oct. 14, 1944	W, 27-0	Lawrence Ricks	29	184	Minnesota	H	Oct. 30, 1982	W, 52-14
Bob Wiese	21	119					Kerry Smith	11	113				
Bob Nussbaumer	15	165	Purdue	H	Oct. 28, 1944	W, 40-14	Jamie Morris	21	118	Hawaii	A	Dec. 6, 1986	W, 27-10
Gene Derricotte	17	101					Robert Perryman	14	107				
Glenn Doughty	15	138	Vanderbilt	H	Sept. 20, 1969	W, 42-14	Jamie Morris	16	193	Northwestern	H	Oct. 31, 1987	W, 29-6
Don Moorhead	11	103					Michael Taylor	14	144				
Glenn Doughty	29	192	Washington	H	Sept. 27, 1969	W, 45-7	Tony Boles	10	179	Wisconsin	A	Oct. 1, 1988	W, 62-14
Don Moorhead	18	128					Tracy Williams	13	132				
Billy Taylor	21	225	Iowa	A	Nov. 15, 1969	W, 51-6	Leroy Hoard	23	158	Ohio State	A	Nov. 19, 1988	W, 34-31
Glenn Doughty	17	100					Tony Boles	19	103				
Rob Lytle	20	158	Minnesota	H	Oct. 26, 1974	W, 49-0	Jon Vaughn	15	128	Mississippi	1	Jan. 1, 1991	W, 35-3
Gordon Bell	17	134					Ricky Powers	14	112				
Rob Lytle	20	111	Michigan State	A	Oct. 11, 1975	W, 16-6	Ricky Powers	26	151	Illinois	A	Nov. 16, 1991	W, 20-0
Gordon Bell	19	105					Jesse Johnson	21	104				
Harlan Huckleby	18	157	Northwestern	H	Oct. 18, 1975	W, 69-0	Tyrone Wheatley	23	153	Michigan State	H	Oct. 8, 1994	W, 40-20
Rob Lytle	8	105					Tim Biakabutuka	15	141				
Gordon Bell	14	100					Tyrone Wheatley	20	148	Purdue	A	Nov. 5, 1994	W, 45-23
Rob Lytle	22	147	Indiana	H	Oct. 25, 1975	W, 55-7	Tim Biakabutuka	12	100				
Gordon Bell	14	117					Anthony Thomas	21	122	Baylor	H	Sept. 20, 1997	W, 21-3
Gordon Bell	21	124	Ohio State	H	Nov. 22, 1975	L, 14-21	Chris Howard	19	112				
Rob Lytle	18	104					Clarence Williams	22	121	Wisconsin	H	Nov. 14, 1998	W, 27-10
Harlan Huckleby	16	157	Stanford	H	Sept. 18, 1976	W, 51-0	Anthony Thomas	13	102				
Russell Davis	7	116					Anthony Thomas	23	108	Bowling Green	H	Sept. 2, 2000	W, 42-7
Rob Lytle	19	101					Chris Perry	10	103				
Rob Lytle	10	180	Michigan State	H	Oct. 9, 1976	W, 42-10	Chris Perry	27	184	Houston	H	Sept. 6, 2003	W, 50-3
Harlan Huckleby	23	126					David Underwood	11	108				
Rob Lytle	20	129	Minnesota	H	Oct. 30, 1976	W, 45-0	Mike Hart	25	154	Ball State	H	Nov. 4, 2006	W, 34-26
Rick Leach	10	114					Brandon Minor	12	108				
Roosevelt Smith	25	157	Wisconsin	H	Oct. 15, 1977	W, 56-0							
Russell Davis	19	105											
Butch Woolfolk	29	194	Minnesota	H	Oct. 13, 1979	W, 31-21							
Lawrence Reid	17	179											
Lawrence Ricks	29	184	California	H	Oct. 4, 1980	W, 38-13							
Stan Edwards	24	126											
Butch Woolfolk	16	152	Indiana	A	Nov. 1, 1980	W, 35-0							
Lawrence Ricks	23	123											

Team Record with Two or More 100-yard Rushers
Overall Record: 32-1 **Road Games:** 8-0
Home Games: 23-1 **Neutral Site Games:** 1-0

1- Gator Bowl, Jacksonville, FL

100-Yard Rushers

Yards	Att.	Player	Class	Opponent	Date	Yards	Att.	Player	Class	Opponent	Date
347	31	Ron Johnson	Sr.	Wisconsin	Nov. 16, 1968	157	16	Harlan Huckleby	So.	Stanford	Sept. 18, 1976
313	37	Tim Biakabutuka	Jr.	Ohio State	Nov. 25, 1995	157	25	Roosevelt Smith	So.	Wisconsin	Oct. 15, 1977
288	32	Jon Vaughn	So.	UCLA	Sept. 22, 1990	156	22	Jamie Morris	So.	Nebraska	Jan. 1, 1986
270	26	Ron Johnson	Jr.	Navy	Oct. 7, 1967	155	13	Billy Taylor	So.	at Illinois	Nov. 8, 1969
253	39	Butch Woolfolk	Sr.	at Michigan State	Oct. 10, 1981	154	31	Chris Perry	Sr.	Ohio State	Nov. 22, 2003
235	15	Tyrone Wheatley	So.	Washington	Jan. 1, 1993	154	25	Mike Hart	Jr.	Ball State	Nov. 4, 2006
234	23	Jamie Morris	Sr.	Alabama	Jan. 2, 1988	153	23	Tyrone Wheatley	Sr.	Michigan State	Oct. 8, 1994
234	40	Mike Hart	Fr.	at Illinois	Oct. 16, 2004	153	24	Lawrence Ricks	Sr.	Wisconsin	Sept. 11, 1982
232	22	Chris Perry	Sr.	Central Michigan	Aug. 30, 2003	153	27	Tony Boles	So.	at Northwestern	Oct. 29, 1988
228	35	Anthony Thomas	Sr.	at Illinois	Sept. 23, 2000	153	21	Rob Lytle	Sr.	at Purdue	Nov. 6, 1976
225	21	Billy Taylor	So.	at Iowa	Nov. 15, 1969	152	16	Butch Woolfolk	Jr.	at Indiana	Nov. 1, 1980
224	19	Tyrone Wheatley	So.	Iowa	Oct. 3, 1992	152	18	Stan Edwards	Jr.	Illinois	Oct. 25, 1980
224	33	Mike Hart	Fr.	Michigan State	Oct. 30, 2004	152	21	Leroy Hoard	Jr.	Ohio State	Nov. 25, 1989
219	51	Chris Perry	Sr.	at Michigan State	Nov. 1, 2003	152	31	Jamie Morris	Sr.	at Indiana	Oct. 24, 1987
218	20	Ted Kress	Jr.	at Northwestern	Oct. 18, 1952	152	19	Ron Johnson	Sr.	Michigan State	Oct. 12, 1968
218	36	Mike Hart	So.	at Michigan State	Oct. 1, 2005	151	31	Billy Taylor	So.	at Minnesota	Oct. 25, 1969
216	26	Bill Daley	Jr.	at Northwestern	Oct. 2, 1943	151	26	Billy Taylor	Jr.	Minnesota	Oct. 24, 1970
213	33	Tony Boles	So.	Wake Forest	Sept. 24, 1988	151	26	Ricky Powers	So.	at Illinois	Nov. 16, 1991
210	29	Jamie Morris	Jr.	at Ohio State	Nov. 22, 1986	151	20	Ed Shuttlesworth	Jr.	Tulane	Sept. 30, 1972
210	28	Gordon Bell	Sr.	at Wisconsin	Sept. 13, 1975	151	23	Mike Hart	Fr.	Northwestern	Nov. 13, 2004
206	19	Tom Harmon	Jr.	Yale	Oct. 28, 1939	150	14	Tom Kuzma	So.	at Columbia	Nov. 15, 1941
206	33	Mike Hart	Fr.	at Purdue	Oct. 23, 2004	149	29	Jamie Morris	Sr.	at Minnesota	Nov. 7, 1987
205	34	Tim Biakabutuka	Jr.	Northwestern	Oct. 7, 1995	149	29	Billy Taylor	Jr.	Michigan State	Oct. 17, 1970
205	31	Ron Johnson	Sr.	at Duke	Sept. 28, 1968	149	32	B.J. Askew	Sr.	Michigan State	Nov. 2, 2002
202	29	Tom Harmon	Jr.	at Pennsylvania	Nov. 18, 1939	148	20	Tyrone Wheatley	Sr.	Purdue	Nov. 5, 1994
201	21	Jon Vaughn	So.	at Notre Dame	Sept. 15, 1990	148	24	Tyrone Wheatley	So.	Minnesota	Oct. 24, 1992
199	37	Anthony Thomas	Sr.	at Northwestern	Nov. 4, 2000	148	21	Ricky Powers	So.	at Michigan State	Oct. 12, 1991
197	22	Bill Daley	Jr.	at Illinois	Oct. 30, 1943	148	22	Tony Boles	So.	at Iowa	Oct. 15, 1988
197	42	Anthony Thomas	Jr.	at Indiana	Oct. 30, 1999	147	22	Rob Lytle	Jr.	Indiana	Oct. 25, 1975
196	31	Lawrence Ricks	Sr.	Purdue	Nov. 13, 1982	147	4	Steve Smith	Sr.	at Minnesota	Nov. 12, 1983
196	19	Tim Biakabutuka	Jr.	Minnesota	Oct. 28, 1995	147	24	Harlan Huckleby	Jr.	Navy	Sept. 24, 1977
195	31	Mike Hart	Jr.	at Minnesota	Sept. 30, 2006	147	14	Bob Nussbaumer	Jr.	Northwestern	Oct. 14, 1944
194	37	Tim Biakabutuka	Jr.	at Michigan State	Nov. 4, 1995	146	31	Harlan Huckleby	Jr.	at Michigan State	Oct. 8, 1977
194	24	Butch Woolfolk	So.	Minnesota	Oct. 13, 1979	146	31	Mike Hart	Jr.	Vanderbilt	Sept. 2, 2006
193	16	Jamie Morris	Sr.	Northwestern	Oct. 31, 1987	146	25	Tyrone Wheatley	Jr.	Notre Dame	Sept. 11, 1993
192	29	Glenn Doughty	So.	Washington	Sept. 27, 1969	144	26	John Herrnstein	Sr.	USC	Sept. 27, 1958
192	32	Tyrone Wheatley	Jr.	at Penn State	Oct. 16, 1993	144	14	Michael Taylor	So.	Northwestern	Oct. 31, 1987
190	19	Butch Woolfolk	So.	Wisconsin	Nov. 3, 1979	144	19	Tyrone Wheatley	Sr.	Penn State	Oct. 15, 1994
189	23	Billy Taylor	Jr.	Iowa	Nov. 14, 1970	143	23	Tyrone Wheatley	So.	at Northwestern	Nov. 7, 1992
186	27	Butch Woolfolk	Sr.	UCLA	Dec. 31, 1981	143	25	Tim Biakabutuka	Jr.	Memphis	Sept. 9, 1995
184	27	Chris Perry	Sr.	Houston	Sept. 13, 2003	142	19	Leroy Hoard	So.	USC	Jan. 2, 1989
184	29	Lawrence Ricks	So.	California	Oct. 4, 1980	142	19	Gordon Bell	Jr.	at Illinois	Nov. 9, 1974
184	32	Tony Boles	So.	Minnesota	Nov. 5, 1988	142	15	Billy Taylor	So.	Wisconsin	Nov. 1, 1969
183	13	Anthony Thomas	So.	at Hawaii	Nov. 28, 1988	142	28	Tom Harmon	Sr.	Pennsylvania	Oct. 26, 1940
182	18	Jamie Morris	Sr.	Wisconsin	Oct. 3, 1987	142	23	Mike Hart	Jr.	at Ohio State	Nov. 18, 2006
182	24	Anthony Thomas	Sr.	at UCLA	Sept. 16, 2000	141	35	Gordon Bell	Sr.	at Illinois	Nov. 15, 1975
182	26	Butch Woolfolk	Jr.	Washington	Jan. 1, 1981	141	31	Butch Woolfolk	Jr.	at Ohio State	Nov. 22, 1980
182	32	Anthony Thomas	Sr.	vs. Auburn	Jan. 1, 2001	141	28	Chuck Heater	So.	at Illinois	Oct. 21, 1972
182	35	Tyrone Wheatley	Sr.	at Iowa	Oct. 1, 1994	141	15	Tim Biakabutuka	So.	Michigan State	Oct. 8, 1994
180	10	Rob Lytle	Sr.	Michigan State	Oct. 9, 1976	141	9	Tyrone Wheatley	Fr.	Northwestern	Nov. 9, 1991
179	10	Tony Boles	So.	at Wisconsin	Oct. 1, 1988	140	20	Jim Detwiler	Sr.	at Ohio State	Nov. 19, 1966
179	24	Jamie Morris	So.	Indiana	Oct. 26, 1985	140	20	Jamie Morris	Jr.	Oregon State	Sept. 20, 1986
177	31	Lawrence Ricks	So.	at Illinois	Nov. 6, 1982	140	24	Tim Biakabutuka	Fr.	Purdue	Nov. 6, 1993
177	13	Wes Bradford	Jr.	Minnesota	Oct. 27, 1951	140	24	Chris Perry	Sr.	Illinois	Oct. 18, 2003
176	26	Butch Woolfolk	Sr.	at Indiana	Oct. 3, 1981	139	26	Tim Biakabutuka	Jr.	at Penn State	Nov. 18, 1995
176	27	Ricky Powers	So.	at Boston College	Sept. 7, 1991	139	23	Butch Woolfolk	Sr.	Notre Dame	Sept. 19, 1981
175	25	Rob Lytle	Sr.	at Indiana	Oct. 23, 1976	139	24	Stan Edwards	So.	at Michigan State	Oct. 6, 1979
175	25	Anthony Thomas	Sr.	Michigan State	Oct. 21, 2000	139	27	Rick Rogers	Sr.	Northwestern	Oct. 13, 1984
175	27	Chris Perry	Jr.	Wisconsin	Nov. 16, 2002	139	19	Carl Ward	Jr.	at Illinois	Nov. 6, 1965
172	18	Rob Lytle	Sr.	at Northwestern	Oct. 16, 1976	139	25	Tom Harmon	Sr.	at Ohio State	Nov. 23, 1940
172	11	Billy Taylor	Sr.	Indiana	Oct. 30, 1971	138	30	Bob Wiese	So.	Ohio State	Nov. 20, 1943
172	17	Anthony Thomas	Jr.	Northwestern	Nov. 6, 1999	138	15	Glenn Doughty	So.	Vanderbilt	Sept. 20, 1969
172	28	Tyrone Wheatley	So.	Michigan State	Oct. 10, 1992	138	23	Harlan Huckleby	Sr.	at Northwestern	Nov. 11, 1978
172	31	Gordon Bell	Sr.	at Minnesota	Nov. 1, 1975	138	28	Jamie Morris	Fr.	Wisconsin	Sept. 22, 1984
171	20	Jamie Morris	Sr.	Long Beach State	Sept. 26, 1987	138	32	Anthony Thomas	Jr.	Notre Dame	Sept. 4, 1999
171	26	Tyrone Wheatley	Jr.	Houston	Sept. 25, 1993	137	29	Leroy Hoard	So.	Illinois	Nov. 12, 1988
171	35	Anthony Thomas	Sr.	Penn State	Nov. 11, 2000	137	24	Bob Timberlake	Jr.	Iowa	Nov. 16, 1963
168	22	Jesse Johnson	So.	at Iowa	Oct. 5, 1991	136	20	Jamie Morris	Sr.	at Illinois	Nov. 14, 1987
167	42	Ron Johnson	Jr.	Northwestern	Nov. 4, 1967	136	29	Butch Woolfolk	Jr.	Michigan State	Oct. 11, 1980
167	21	Russell Davis	Jr.	at Purdue	Nov. 12, 1977	135	18	Lawrence Ricks	Sr.	Minnesota	Oct. 30, 1982
166	23	Gordon Bell	Jr.	Purdue	Nov. 16, 1974	135	24	Bill Daley	Jr.	Notre Dame	Oct. 9, 1943
166	33	Billy Taylor	Sr.	at Minnesota	Oct. 23, 1971	134	21	Ralph Chubb	Jr.	at Pennsylvania	Nov. 4, 1944
165	29	Rob Lytle	Sr.	at Ohio State	Nov. 20, 1976	134	25	Russell Davis	Sr.	Purdue	Nov. 18, 1978
165	15	Bob Nussbaumer	Jr.	Purdue	Oct. 28, 1944	134	18	Tyrone Wheatley	So.	at Indiana	Oct. 17, 1992
164	22	Jim Pace	Sr.	Ohio State	Nov. 23, 1957	134	24	Ron Johnson	Sr.	at Northwestern	Nov. 2, 1968
164	29	Stan Edwards	Jr.	Purdue	Nov. 15, 1980	134	17	Gordon Bell	Jr.	Minnesota	Oct. 26, 1974
164	38	Ricky Powers	So.	Notre Dame	Sept. 14, 1991	133	17	Chuck Heater	Jr.	at Iowa	Sept. 15, 1973
163	34	Ron Johnson	Sr.	at Indiana	Oct. 19, 1968	133	25	Clarence Williams	So.	Boston College	Sept. 21, 1996
162	30	Tom Kuzma	So.	Ohio State	Nov. 22, 1941	133	31	Chris Perry	Sr.	Notre Dame	Sept. 13, 2003
162	26	Jon Vaughn	So.	Michigan State	Oct. 13, 1990	132	20	Tyrone Wheatley	Sr.	Wisconsin	Oct. 29, 1994
160	35	Mike Hart	Fr.	Minnesota	Oct. 9, 2004	132	13	Tracy Williams	So.	at Wisconsin	Oct. 1, 1988
159	23	Gordon Bell	Jr.	at Indiana	Nov. 2, 1974	132	21	Anthony Thomas	So.	vs. Arkansas	Jan. 1, 1999
158	20	Rob Lytle	So.	Minnesota	Oct. 26, 1974	131	23	Butch Woolfolk	Fr.	Minnesota	Oct. 28, 1978
158	14	Tony Boles	Jr.	Indiana	Oct. 28, 1989	131	19	Harlan Huckleby	So.	Wisconsin	Sept. 11, 1976
158	23	Leroy Hoard	So.	at Ohio State	Nov. 19, 1988	131	20	Carl Ward	Sr.	Illinois	Nov. 5, 1966
157	18	Harlan Huckleby	Fr.	Northwestern	Oct. 18, 1975	131	16	Tom Harmon	Sr.	at California	Sept. 28, 1940



Yards	Att.	Player	Class	Opponent	Date	Yards	Att.	Player	Class	Opponent	Date
131	25	Jon Vaughn	So.	at Purdue	Nov. 3, 1990	115	24	Ed Shuttlesworth	Jr.	at UCLA	Sept. 23, 1972
131	14	Anthony Thomas	Sr.	Rice	Sept. 9, 2000	115	16	Chuck Ortmann	Jr.	Minnesota	Oct. 22, 1949
130	14	Steve Smith	Sr.	Indiana	Oct. 1, 1983	115	9	Tony Boles	Jr.	at Illinois	Nov. 11, 1989
130	23	Jamie Morris	Sr.	Ohio State	Nov. 21, 1987	114	n.a.	Bob Weise	So.	at Notre Dame	Nov. 14, 1942
129	33	Tony Boles	So.	Miami (Fla.)	Sept. 17, 1988	114	12	Dave Raimey	So.	Duke	Oct. 8, 1960
129	20	Rob Lytle	Sr.	Minnesota	Oct. 30, 1976	114	10	Rick Leach	So.	Minnesota	Oct. 30, 1976
129	20	Anthony Thomas	Fr.	Iowa	Oct. 18, 1997	114	13	Clarence Williams	Sr.	at Notre Dame	Sept. 5, 1998
128	24	Harlan Huckleby	Jr.	at Illinois	Sept. 10, 1977	113	17	Tony Branoff	So.	Ohio State	Nov. 21, 1953
128	18	Don Moorhead	Jr.	Washington	Sept. 27, 1969	113	20	Rob Lytle	Jr.	Stanford	Sept. 20, 1975
128	10	Chuck Heater	Jr.	Indiana	Nov. 3, 1973	113	23	Don Dufek	Sr.	California	Jan. 1, 1951
128	7	Leroy Hoard	So.	Indiana	Oct. 22, 1988	113	13	Preston Henry	Jr.	at Washington	Sept. 26, 1970
128	19	Jamie Morris	Sr.	Notre Dame	Sept. 12, 1987	113	18	Bob Timberlake	Sr.	Purdue	Oct. 17, 1964
128	12	Tim Biakabutuka	So.	Boston College	Sept. 4, 1994	113	23	Ricky Powers	Fr.	Illinois	Nov. 10, 1990
128	15	Jon Vaughn	So.	Mississippi	Jan. 1, 1991	113	28	Tyrone Wheatley	Jr.	Iowa	Oct. 2, 1993
128	27	Ricky Powers	Fr.	at Ohio State	Nov. 24, 1990	113	11	Kerry Smith	Jr.	Minnesota	Oct. 30, 1982
128	15	Jim Pace	Sr.	Indiana	Nov. 16, 1957	113	12	Bob Nussbaumer	So.	Wisconsin	Nov. 13, 1943
128	21	Anthony Thomas	Jr.	Illinois	Oct. 23, 1999	112	14	Ricky Powers	Fr.	Mississippi	Jan. 1, 1991
127	7	Tom Harmon	Jr.	at Chicago	Oct. 21, 1939	112	15	B.J. Askew	Jr.	Western Michigan	Sept. 22, 2001
127	12	Chris Howard	Jr.	at Minnesota	Oct. 26, 1996	112	16	Ed Shuttlesworth	So.	Iowa	Nov. 6, 1971
127	24	Ricky Powers	Fr.	Minnesota	Nov. 17, 1990	112	18	Tom Harmon	Jr.	Iowa	Oct. 14, 1939
127	30	Dennis Brown	Jr.	Indiana	Oct. 21, 1967	112	19	Chris Howard	Sr.	Baylor	Sept. 20, 1997
127	30	Butch Woolfolk	So.	Indiana	Oct. 27, 1979	112	21	Chris Perry	Sr.	Indiana	Sept. 27, 2003
127	34	Anthony Thomas	Jr.	at Penn State	Nov. 13, 1999	112	26	Mike Hart	Jr.	at Penn State	Oct. 14, 2006
126	26	Bob Westfall	Sr.	at Illinois	Nov. 1, 1941	111	16	Ed Shuttlesworth	So.	Virginia	Sept. 18, 1971
126	24	Stan Edwards	Jr.	California	Oct. 4, 1980	111	16	Tim Biakabutuka	Jr.	at Indiana	Oct. 21, 1995
126	23	Harlan Huckleby	So.	Michigan State	Oct. 9, 1976	111	31	Anthony Thomas	Jr.	Ohio State	Nov. 20, 1999
126	13	Lawrence Ricks	Jr.	Northwestern	Oct. 24, 1981	110	14	Rob Lytle	Sr.	Wake Forest	Oct. 2, 1976
126	12	Steve Smith	Sr.	Purdue	Nov. 5, 1983	110	15	Don Dufek	Sr.	Northwestern	Nov. 18, 1950
126	11	B.J. Askew	Sr.	at Minnesota	Nov. 9, 2002	110	19	Russell Davis	Jr.	Texas A&M	Oct. 1, 1977
126	31	Mike Hart	Jr.	Iowa	Oct. 21, 2006	110	13	Bob Perryman	So.	BYU	Dec. 21, 1984
125	26	Rick Rogers	Jr.	Iowa	Oct. 22, 1983	110	29	Gerald White	Jr.	Ohio State	Nov. 23, 1985
125	14	Jamie Morris	Fr.	Minnesota	Nov. 10, 1984	110	27	Lawrence Ricks	Sr.	at Ohio State	Nov. 20, 1982
125	28	Ed Shuttlesworth	So.	at Purdue	Nov. 13, 1971	110	21	Chris Howard	Sr.	at Michigan State	Oct. 25, 1997
124	19	Rick Rogers	Jr.	Washington State	Sept. 10, 1983	109	14	Eloyr Hirsch	Jr.	Minnesota	Oct. 23, 1943
124	22	Lawrence Ricks	Sr.	Indiana	Oct. 2, 1982	109	16	Chris Howard	Jr.	UCLA	Sept. 28, 1996
124	20	Rick Rogers	Jr.	Northwestern	Oct. 15, 1983	109	21	Tom Harmon	Sr.	at Harvard	Oct. 12, 1940
124	18	Tyrone Wheatley	Jr.	N.C. State	Jan. 1, 1994	109	28	Mike Hart	So.	Minnesota	Oct. 8, 2005
124	21	Gordon Bell	Sr.	Ohio State	Nov. 22, 1975	108	11	David Underwood	Jr.	Houston	Sept. 6, 2003
124	31	Mike Hart	Jr.	at Notre Dame	Sept. 16, 2006	108	14	Carl Ward	So.	Minnesota	Oct. 24, 1964
123	13	Mel Anthony	Sr.	Oregon State	Jan. 1, 1965	108	17	Ron Johnson	Jr.	at Minnesota	Oct. 28, 1967
123	23	Lawrence Ricks	So.	at Indiana	Nov. 1, 1980	108	17	Leroy Hoard	Jr.	USC	Jan. 1, 1990
123	20	Bob Chappuis	So.	Iowa	Oct. 5, 1946	108	23	Anthony Thomas	Sr.	Bowling Green	Sept. 2, 2000
122	21	Anthony Thomas	Fr.	Baylor	Sept. 20, 2007	108	25	Gordon Bell	Jr.	at Ohio State	Nov. 23, 1974
122	27	B.J. Askew	Jr.	at Penn State	Oct. 6, 2001	108	31	Jamie Morris	Sr.	at Michigan State	Oct. 10, 1987
122	25	Chris Perry	Sr.	at Northwestern	Nov. 15, 2003	108	23	Mike Hart	So.	Penn State	Oct. 15, 2005
122	22	Mike Hart	Jr.	Michigan State	Oct. 7, 2006	108	12	Brandon Minor	Fr.	Ball State	Nov. 4, 2006
121	22	Ron Johnson	Sr.	Navy	Oct. 5, 1968	107	22	Kerry Smith	Sr.	at Wisconsin	Sept. 24, 1983
121	20	Rob Lytle	Jr.	at Michigan State	Oct. 11, 1975	107	24	Ron Johnson	Jr.	Michigan State	Oct. 14, 1967
121	23	Jesse Johnson	Jr.	Illinois	Nov. 14, 1992	107	14	Bob Perryman	Sr.	at Hawaii	Dec. 6, 1986
121	20	Mel Anthony	Sr.	at Iowa	Nov. 14, 1964	107	28	Ed Shuttlesworth	Jr.	Michigan State	Oct. 14, 1972
121	21	Tom Kuzma	Fr.	at Illinois	Nov. 1, 1941	106	17	Stan Edwards	So.	Kansas	Sept. 22, 1979
121	22	Clarence Williams	Sr.	Wisconsin	Nov. 14, 1998	106	16	Thomas Wilcher	Jr.	at South Carolina	Sept. 21, 1985
121	25	Mike Hart	Fr.	San Diego State	Sept. 18, 2004	106	20	Dave Fisher	Jr.	Wisconsin	Oct. 30, 1965
120	15	Jim Pace	Jr.	Illinois	Nov. 10, 1956	106	18	Butch Woolfolk	Sr.	Northwestern	Oct. 24, 1981
120	18	Lawrence Ricks	Sr.	at Iowa	Oct. 16, 1982	106	12	Ricky Powers	Fr.	at Wisconsin	Oct. 6, 1990
120	20	Dave Fisher	Sr.	Purdue	Oct. 15, 1966	105	11	Ed Davis	Fr.	Houston	Sept. 26, 1992
120	21	Anthony Thomas	Sr.	at Purdue	Oct. 7, 2000	105	16	Tyrone Wheatley	Jr.	Ohio State	Nov. 20, 1993
120	22	Chris Howard	Sr.	at Penn State	Nov. 8, 1997	105	22	Butch Woolfolk	So.	at Purdue	Nov. 10, 1979
120	23	Chris Perry	Jr.	Washington	Aug. 31, 2002	105	25	Chris Howard	Jr.	at Ohio State	Nov. 23, 1996
120	28	Chris Howard	Jr.	Penn State	Nov. 16, 1996	105	19	Gordon Bell	Sr.	at Michigan State	Oct. 11, 1975
120	28	Tom Harmon	Sr.	Michigan State	Oct. 5, 1940	105	8	Rob Lytle	Jr.	Northwestern	Oct. 18, 1975
120	31	Justin Fargas	Fr.	at Northwestern	Oct. 17, 1998	105	15	Wes Bradford	So.	Indiana	Nov. 11, 1950
119	21	Bob Wiese	Jr.	Northwestern	Oct. 14, 1944	105	28	Billy Taylor	Sr.	at Northwestern	Sept. 11, 1971
119	23	Jamie Morris	So.	Notre Dame	Sept. 14, 1985	105	24	Jerome Jackson	Jr.	at Northwestern	Oct. 29, 2005
119	14	Butch Woolfolk	Sr.	at Wisconsin	Sept. 12, 1981	104	18	Harlan Huckleby	Sr.	Arizona	Oct. 7, 1978
119	24	Gordon Bell	Sr.	Missouri	Oct. 4, 1975	104	14	Carl Ward	Jr.	Ohio State	Nov. 20, 1965
118	9	Alan Jefferson	So.	Washington State	Sept. 19, 1987	104	18	Rob Lytle	Jr.	Ohio State	Nov. 22, 1975
118	10	Bennie McRae	Sr.	at Illinois	Nov. 11, 1961	104	27	Donald Peterson	Sr.	at Illinois	Nov. 3, 1951
118	17	Chris Perry	Jr.	Western Michigan	Sept. 7, 2002	104	21	Jesse Johnson	So.	at Illinois	Nov. 16, 1991
118	19	Bob Chappuis	So.	Wisconsin	Nov. 16, 1946	104	9	Bob Ptacek	So.	Indiana	Nov. 17, 1956
118	20	Jesse Johnson	Jr.	at Purdue	Oct. 31, 1992	104	10	Walter Cross	Fr.	Syracuse	Sept. 12, 1998
118	21	Jamie Morris	Jr.	at Hawaii	Dec. 6, 1986	103	17	Tony Branoff	Sr.	at Illinois	Nov. 5, 1955
118	23	Ricky Powers	So.	Purdue	Nov. 2, 1991	103	22	Billy Taylor	Sr.	Illinois	Oct. 16, 1971
118	25	Billy Taylor	Sr.	Ohio State	Nov. 20, 1971	103	16	Gil Chapman	Jr.	Illinois	Nov. 10, 1973
118	n.a.	Jack Weisenberger	Sr.	at Northwestern	Oct. 18, 1947	103	11	Don Moorhead	Jr.	Vanderbilt	Sept. 20, 1969
117	14	Gordon Bell	Sr.	Indiana	Oct. 25, 1975	103	19	Tony Boles	So.	at Ohio State	Nov. 19, 1988
117	15	Billy Taylor	Sr.	at Michigan State	Oct. 9, 1971	103	10	Chris Perry	Fr.	Bowling Green	Sept. 2, 2000
117	20	Gil Chapman	Jr.	at Michigan State	Oct. 13, 1973	102	22	Dave Raimey	Jr.	Iowa	Nov. 18, 1961
117	15	Tyrone Wheatley	Jr.	Washington State	Sept. 4, 1993	102	13	Anthony Thomas	So.	Wisconsin	Nov. 14, 1998
117	27	Bob Ptacek	Sr.	Illinois	Nov. 8, 1958	101	17	Gene Derricotte	Fr.	Purdue	Oct. 28, 1944
117	32	Tim Biakabutuka	Jr.	at Boston College	Sept. 16, 1995	101	11	Bob Perryman	Sr.	at Indiana	Oct. 25, 1986
117	17	Bob Nussbaumer	Jr.	at Marquette	Sept. 23, 1944	101	19	Rob Lytle	Sr.	Stanford	Sept. 18, 1976
117	25	Butch Woolfolk	Sr.	Navy	Sept. 26, 1981	101	20	Chuck Heater	Sr.	at Wisconsin	Oct. 19, 1974
117	15	Anthony Thomas	So.	Eastern Michigan	Sept. 19, 1998	101	15	Rob Lytle	So.	Navy	Sept. 28, 1974
117	27	Mike Hart	So.	Northern Illinois	Sept. 3, 2005	100	14	Gordon Bell	Sr.	Northwestern	Oct. 18, 1975
117	26	Max Martin	So.	Eastern Michigan	Sept. 17, 2005	100	n.a.	Jack Weisenberger	Sr.	Ohio State	Nov. 22, 1947
116	15	Steve Smith	So.	Illinois	Nov. 7, 1981	100	25	Tim Biakabutuka	So.	at Notre Dame	Sept. 10, 1994
116	15	Dave Raimey	Jr.	Duke	Nov. 4, 1961	100	24	Chris Howard	Jr.	Michigan State	Nov. 2, 1996
116	27	Ed Shuttlesworth	Sr.	Ohio State	Nov. 24, 1973	100	22	Tony Boles	Jr.	at Michigan State	Oct. 14, 1989
116	7	Russell Davis	So.	Stanford	Sept. 18, 1976	100	19	Tyrone Wheatley	So.	at Ohio State	Nov. 21, 1992
116	23	Anthony Thomas	Jr.	Purdue	Oct. 2, 1999	100	18	Bob Wiese	So.	Indiana	Nov. 6, 1943
116	19	Mike Hart	Jr.	Central Michigan	Sept. 9, 2006	100	26	Chris Howard	Sr.	at Wisconsin	Nov. 15, 1997



Stan Edwards (5)

Yds. Att. Opponent, Year (Class)
164 29 vs. Purdue, 1980 (Jr.)
152 18 vs. Illinois, 1980 (Jr.)
139 24 at Michigan State, 1979 (So.)
126 24 vs. California, 1980 (Jr.)
106 17 vs. Kansas, 1979 (So.)

Jon Vaughn (5)

Yds. Att. Opponent, Year (Class)
288 32 vs. UCLA, 1990 (So.)
201 21 at Notre Dame, 1990 (So.)
162 26 vs. Michigan State, 1990 (So.)
131 25 at Purdue, 1990 (So.)
128 15 vs. Mississippi, 1991* (So.)
*Gator Bowl

B.J. Askew (4)

Yds. Att. Opponent, Year (Class)
149 32 vs. Michigan State, 2002 (Sr.)
126 11 at Minnesota, 2002 (Sr.)
122 27 at Penn State, 2001 (Jr.)
112 15 vs. W. Michigan, 2001 (Jr.)

Russell Davis (4)

Yds. Att. Opponent, Year (Class)
167 21 at Purdue, 1977 (Jr.)
134 25 vs. Purdue, 1978 (Sr.)
116 7 vs. Stanford, 1976 (So.)
110 19 vs. Texas A&M, 1977 (Jr.)

Chuck Heater (4)

Yds. Att. Opponent, Year (Class)
141 28 at Illinois, 1972 (So.)
133 17 at Iowa, 1973 (Jr.)
128 10 vs. Indiana, 1973 (Jr.)
101 20 at Wisconsin, 1974 (Sr.)

Jesse Johnson (4)

Yds. Att. Opponent, Year (Class)
168 22 at Iowa, 1991 (So.)
121 23 vs. Illinois, 1992 (Jr.)
118 20 at Purdue, 1992 (Jr.)
104 21 at Illinois, 1991 (So.)

Bob Nussbaumer (4)

Yds. Att. Opponent, Year (Class)
165 15 vs. Purdue, 1944 (Jr.)
147 14 vs. Northwestern, 1944 (Jr.)
117 17 at Marquette, 1944 (Jr.)
113 12 vs. Wisconsin, 1943 (So.)

Rick Rogers (4)

Yds. Att. Opponent, Year (Class)
139 27 vs. Northwestern, 1984 (Sr.)
124 19 vs. Washington St. 1983 (Jr.)
124 20 vs. Northwestern, 1983 (Jr.)
125 26 vs. Iowa, 1983 (Jr.)

Steve Smith (4)

Yds. Att. Opponent, Year (Class)
147 4 at Minnesota, 1983 (Sr.)
130 14 vs. Indiana, 1983 (Sr.)
126 12 vs. Purdue, 1983 (Sr.)
116 15 vs. Illinois, 1981 (So.)

Carl Ward (4)

Yds. Att. Opponent, Year (Class)
139 19 at Illinois, 1965 (Jr.)
131 20 vs. Illinois, 1966 (Sr.)
108 14 vs. Minnesota, 1964 (So.)
104 14 vs. Ohio State, 1965 (Jr.)

Bob Wiese (4)

Yds. Att. Opponent, Year (Class)
138 30 vs. Ohio State, 1943 (So.)
119 21 vs. Northwestern, 1944 (Jr.)
114 NA at Notre Dame, 1942 (So.)
100 18 vs. Indiana, 1943 (So.)

Bill Daley (3)

Yds. Att. Opponent, Year (Class)
216 26 at Northwestern, 1943 (Jr.)
197 22 at Illinois, 1943 (Jr.)
135 24 vs. Notre Dame, 1943 (Jr.)

Tom Kuzma (3)

Yds. Att. Opponent, Year (Class)
162 30 vs. Ohio State, 1941 (So.)
150 14 at Columbia, 1941 (So.)
121 21 at Illinois, 1941 (So.)

Jim Pace (3)

Yds. Att. Opponent, Year (Class)
164 22 vs. Ohio State, 1957 (Sr.)
128 15 vs. Indiana, 1957 (Sr.)
120 15 vs. Illinois, 1956 (Jr.)

Bob Perryman (3)

Yds. Att. Opponent, Year (Class)
110 13 vs. BYU, 1984* (So.)
107 14 at Hawaii, 1986 (Sr.)
101 11 at Indiana, 1986 (Sr.)
*Holiday Bowl

Dave Raimey (3)

Yds. Att. Opponent, Year (Class)
116 15 vs. Duke, 1961 (Jr.)
114 12 vs. Duke, 1960 (So.)
102 22 vs. Iowa, 1961 (Jr.)

Clarence Williams (3)

Yds. Att. Opponent, Year (Class)
123 13 vs. Boston College, 1996 (So.)
121 22 vs. Wisconsin, 1998 (Sr.)
114 13 vs. Notre Dame, 1998 (Sr.)

Mel Anthony (2)

Yds. Att. Opponent, Year (Class)
123 13 vs. Oregon State, 1965* (Sr.)
121 20 at Iowa, 1964 (Sr.)
*Rose Bowl

Wes Bradford (2)

Yds. Att. Opponent, Year (Class)
177 13 vs. Minnesota, 1951 (Jr.)
105 15 vs. Indiana, 1950 (So.)

Tony Branoff (2)

Yds. Att. Opponent, Year (Class)
113 17 vs. Ohio State, 1953 (So.)
103 17 at Illinois, 1955 (Sr.)

Gil Chapman (2)

Yds. Att. Opponent, Year (Class)
117 20 at Michigan State, 1973 (Jr.)
103 16 vs. Illinois, 1973 (Jr.)

Bob Chappuis (2)

Yds. Att. Opponent, Year (Class)
123 20 vs. Iowa, 1946 (So.)
118 19 vs. Wisconsin, 1946 (So.)

Glenn Doughty (2)

Yds. Att. Opponent, Year (Class)
192 29 vs. Washington, 1969 (So.)
138 15 vs. Vanderbilt, 1969 (So.)

Don Dufek (2)

Yds. Att. Opponent, Year (Class)
113 23 vs. California, 1951* (Sr.)
110 15 vs. Northwestern, 1950 (Sr.)
*Rose Bowl

Dave Fisher (2)

Yds. Att. Opponent, Year (Class)
120 20 vs. Purdue, 1966 (Sr.)
106 20 vs. Wisconsin, 1965 (Jr.)

Don Moorhead (2)

Yds. Att. Opponent, Year (Class)
128 18 vs. Washington, 1969 (Jr.)
103 11 vs. Vanderbilt, 1969 (Jr.)

Bob Ptacek (2)

Yds. Att. Opponent, Year (Class)
117 27 vs. Illinois, 1958 (Sr.)
104 9 vs. Indiana, 1956 (So.)

Kerry Smith (2)

Yds. Att. Opponent, Year (Class)
113 11 vs. Minnesota, 1982 (Jr.)
107 22 at Wisconsin, 1983 (Sr.)

Bob Timberlake (2)

Yds. Att. Opponent, Year (Class)
137 24 vs. Iowa, 1963 (Jr.)
113 18 vs. Purdue, 1964 (Sr.)

Jack Weisenberger (2)

Yds. Att. Opponent, Year (Class)
118 NA at Northwestern, 1947 (Sr.)
100 NA vs. Ohio State, 1947 (Sr.)

Dennis Brown (1)

Yds. Att. Opponent, Year (Class)
127 30 vs. Indiana, 1967 (Jr.)

Ralph Chubb (1)

Yds. Att. Opponent, Year (Class)
134 21 at Pennsylvania, 1944 (Fr.)

Walter Cross (1)

Yds. Att. Opponent, Year (Class)
104 10 vs. Syracuse, 1998 (Fr.)

Ed Davis (1)

Yds. Att. Opponent, Year (Class)
105 11 vs. Houston, 1992 (Fr.)

Gene Derricotte (1)

Yds. Att. Opponent, Year (Class)
101 17 vs. Purdue, 1944 (Fr.)

Jim Detwiler (1)

Yds. Att. Opponent, Year (Class)
140 20 at Ohio State, 1966 (Sr.)

Justin Fargas (1)

Yds. Att. Opponent, Year (Class)
120 31 at Northwestern, 1998 (Fr.)

Preston Henry (1)

Yds. Att. Opponent, Year (Class)
113 13 at Washington, 1970 (Jr.)

John Herrnstein (1)

Yds. Att. Opponent, Year (Class)
144 26 vs. USC, 1958 (Sr.)

Elroy Hirsch (1)

Yds. Att. Opponent, Year (Class)
109 14 vs. Minnesota, 1943 (Jr.)

Jerome Jackson (1)

Yds. Att. Opponent, Year (Class)
105 24 at Northwestern, 2005 (Jr.)

Alan Jefferson (1)

Yds. Att. Opponent, Year (Class)
118 9 vs. Washington St., 1987 (So.)

Ted Kress (1)

Yds. Att. Opponent, Year (Class)
218 20 at Northwestern, 1952 (Jr.)

Rick Leach (1)

Yds. Att. Opponent, Year (Class)
114 10 vs. Minnesota, 1976 (So.)

Max Martin (1)

Yds. Att. Opponent, Year (Class)
117 26 vs. Eastern Michigan, 2005 (So.)

Bennie McRae (1)

Yds. Att. Opponent, Year (Class)
118 10 at Illinois, 1961 (Sr.)

Brandon Minor (1)

Yds. Att. Opponent, Year (Class)
108 12 Ball State, 2006 (Fr.)

Chuck Ortmann (1)

Yds. Att. Opponent, Year (Class)
115 16 vs. Minnesota, 1949 (Jr.)

Donald Peterson (1)

Yds. Att. Opponent, Year (Class)
104 27 at Illinois, 1951 (Sr.)

Roosevelt Smith (1)

Yds. Att. Opponent, Year (Class)
157 25 vs. Wisconsin, 1977 (So.)

Michael Taylor (1)

Yds. Att. Opponent, Year (Class)
144 14 vs. Northwestern, 1987 (So.)

David Underwood (1)

Yds. Att. Opponent, Year (Class)
108 11 vs. Houston, 2003 (Jr.)

Bob Westfall (1)

Yds. Att. Opponent, Year (Class)
126 26 at Illinois, 1941 (Sr.)

Gerald White (1)

Yds. Att. Opponent, Year (Class)
110 29 vs. Ohio State, 1985 (Jr.)


Thomas Wilcher (1)

Yds. Att. Opponent, Year (Class)
106 16 at South Carolina, 1985 (Jr.)

Tracy Williams (1)

Yds. Att. Opponent, Year (Class)
132 13 at Wisconsin, 1988 (So.)


Passing



Tom Brady



Elvis Grbac



John Navarre

Most Attempted

Game	Season	Career
1. Tom Brady.....56 at Ohio State, Nov. 21, 1998	1. John Navarre 456 2003 2. John Navarre 448 2002	1. John Navarre 1,366 2000-03 2. Chad Henne 1,109 2004-06
2. John Navarre55 at Oregon, Sept. 20, 2003	3. Chad Henne 399 2004	3. Elvis Grbac 835 1989-92
3. Chad Henne.....54 at Ohio State, Nov. 20, 2004	4. John Navarre 385 2001 5. Chad Henne 382 2005	4. Todd Collins 711 1991-94 Tom Brady 711 1996-99
4. Scott Dreisbach52 Virginia, Aug. 26, 1995	6. Tom Brady 350 1998 7. Tom Brady 341 1999	6. Steve Smith 648 1980-83 7. Jim Harbaugh 620 1983-86
5. John Navarre49 at Iowa, Oct. 4, 2003	8. Chad Henne 328 2006	8. Brian Griese 606 1994-97 9. Rick Leach 537 1975-78
Chad Henne.....49 Minnesota, Oct. 9, 2004	9. Brian Griese 307 1997 10. Todd Collins 296 1993	10. Don Moorhead 425 1968-70 11. Dennis Brown 388 1966-68
7. Dick Vidmer47 at Michigan State, Oct. 8, 1966	11. Todd Collins 288 1994 12. Jim Harbaugh 277 1986	12. Scott Dreisbach 380 1995-98 13. Drew Henson 374 1998-00
John Navarre47 vs. Ohio State, Nov. 24, 2001	13. Scott Dreisbach 269 1996 14. Elvis Grbac 266 1990	14. Dick Vidmer 367 1965-67 15. John Wangler 346 1976-80
John Navarre47 at Minnesota, Oct. 10, 2003	15. Elvis Grbac 254 1991 16. Brian Griese 238 1995	16. Chuck Ortmann 333 1948-50
10. Brian Griese46 at Penn State, Nov. 18, 1995	17. Drew Henson 237 2000 18. Dennis Brown 229 1968	
Tom Brady.....46 vs. Alabama, Nov. 1, 2000	19. Steve Smith 227 1982 Jim Harbaugh 227 1985	
John Navarre46 at Ohio State, Nov. 23, 2002		
John Navarre46 vs. Southern California, Jan. 1, 2004		

Most Completed

Game	Season	Career
1. Tom Brady.....34 vs. Alabama, Jan. 1, 2000	1. John Navarre 270 2003 2. John Navarre 248 2002	1. John Navarre 765 2000-03 2. Chad Henne 666 2004-06
2. John Navarre33 at Minnesota, Oct. 10, 2003	3. Chad Henne 240 2004	3. Elvis Grbac 522 1989-92
Chad Henne.....33 Minnesota, Oct. 9, 2004	4. Chad Henne 223 2005	4. Todd Collins 457 1991-94
3. Tom Brady.....31 at Ohio State, Nov. 21, 1998	5. Tom Brady 214 1998 Tom Brady 214 1999	5. Tom Brady 443 1996-99
4. Tom Brady.....30 at Michigan State, Oct. 9, 1999	7. John Navarre 207 2001	6. Jim Harbaugh 387 1983-86
5. Todd Collins29 Oklahoma State, Sept. 19, 1992	8. Chad Henne 203 2006	7. Brian Griese 355 1994-97
6. John Navarre28 at Oregon, Sept. 20, 2003	9. Brian Griese 193 1997 10. Todd Collins 189 1993	8. Steve Smith 324 1980-83
7. Scott Dreisbach27 Virginia, Aug. 26, 1995	11. Todd Collins 186 1994 12. Jim Harbaugh 180 1986	9. Rick Leach 250 1975-78
John Navarre27 Penn State, Oct. 12, 2002	13. Elvis Grbac 165 1991 14. Elvis Grbac 155 1990	10. Drew Henson 214 1998-00
John Navarre27 vs. Southern California, Jan. 1, 2004	15. Scott Dreisbach 149 1996 16. Drew Henson 146 2000	11. Scott Dreisbach 208 1995-98
Chad Henne.....27 at Ohio State, Nov. 20, 2004	17. Jim Harbaugh 145 1985 18. Elvis Grbac 129 1992	12. John Wangler 197 1976-80
10. John Navarre26 at Iowa, Oct. 4, 2003	19. Brian Griese 127 1995	13. Don Moorhead 196 1968-70
Chad Henne.....26 vs. Southern California, Jan. 1, 2007		14. Dennis Brown 194 1966-68
		15. Dick Vidmer 181 1965-67

Highest Completion %

Game (Min. 10 attempts)

1. Jim Harbaugh.....92.3 (13)
Purdue, Nov. 9, 1985
2. Elvis Grbac 90.9 (22)
Notre Dame, Sept. 14, 1991
3. Bob Chandler..... 90.0 (10)
Navy, Oct. 5, 1963
Tom Brady..... 90.0 (10)
at Hawaii, Nov. 28, 1998
5. Todd Collins 85.7 (21)
Purdue, Nov. 6, 1993

Game (Min. 20 attempts)

1. Elvis Grbac 90.9 (22)
Notre Dame, Sept. 14, 1991
2. Todd Collins 85.7 (21)
Purdue, Nov. 6, 1993
3. Elvis Grbac 81.0 (21)
Notre Dame, Sept. 16, 1989
Chad Henne.....81.0 (21)
at Indiana, Oct. 2, 2004
5. Jim Harbaugh..... 80.0 (20)
Maryland, Sept. 28, 1985
Elvis Grbac 80.0 (20)
at Illinois, Nov. 16, 1991

Season (Min. 100 attempts)

1. Todd Collins 65.3 1992
2. Jim Harbaugh 65.0 1986
Elvis Grbac 65.0 1991
4. Elvis Grbac 64.8 1992
5. Todd Collins 64.6 1994
6. Jim Harbaugh 63.9 1985
Todd Collins 63.9 1993
8. Elvis Grbac 62.9 1989
Brian Griese 62.9 1997
10. Tom Brady 62.8 1999

Career (Min. 200 attempts)

1. Todd Collins 64.3 1991-94
2. Elvis Grbac 62.5 1989-92
3. Jim Harbaugh 62.4 1983-86
4. Tom Brady 62.3 1996-99
5. **Chad Henne 60.1 2004-06**
6. Michael Taylor 59.3 1986-89
7. Brian Griese 58.6 1994-97
8. Drew Henson 57.2 1998-00
9. John Wangler 56.9 1976-80
10. John Navarre 56.0 2000-03

Highest Efficiency Rating

Season (Min. 100 attempts)

1. Bob Chappuis 173.3 1947
2. John Wangler 162.0 1979
3. Elvis Grbac 161.7 1991
4. Michael Taylor 161.2 1989
5. Drew Henson 159.4 2000
6. Jim Harbaugh 157.9 1985
7. Jim Harbaugh 151.7 1986
8. Rick Leach 151.0 1976
9. Elvis Grbac 150.2 1992
10. Todd Collins 149.3 1993

Career (Min. 200 attempts)

1. Elvis Grbac 148.1 1989-92
2. Jim Harbaugh 145.6 1983-86
3. Todd Collins 145.0 1991-94
4. John Wangler 143.6 1976-80
5. Michael Taylor 141.6 1986-89
6. Bob Chappuis 140.4 1942-47
7. Tom Brady 136.4 1996-99
8. Drew Henson 135.7 1998-00
9. Brian Griese 131.4 1994-97
10. Tom Brady 131.1 1996-98
11. Rick Leach 130.0 1975-78

Most Yards Gained

Game	Yards
1. John Navarre 389 at Iowa, Oct. 4, 2003	389
2. Tom Brady 375 at Ohio State, Nov. 21, 1998	375
3. Scott Dreisbach 372 Virginia, Aug. 26, 1995	372
4. Tom Brady 369 vs. Alabama, Jan. 1, 2000	369
5. John Navarre 360 at Oregon, Sept. 20, 2003	360
6. John Navarre 353 at Minnesota, Oct. 10, 2003	353
7. Todd Collins 352 Minnesota, Nov. 12, 1994	352

Season	Yards	Year
1. John Navarre	3,331	2003
2. John Navarre	2,905	2002
3. Chad Henne	2,743	2004
4. Jim Harbaugh	2,729	1986
5. Tom Brady	2,636	1998
6. Tom Brady	2,586	1999
7. Chad Henne	2,526	2005
8. Todd Collins	2,518	1994
9. Todd Collins	2,509	1993
10. Chad Henne	2,508	2006
11. John Navarre	2,435	2001
12. Brian Griese	2,293	1997
13. Drew Henson	2,146	2000
14. Elvis Grbac	2,085	1991
15. Scott Dreisbach	2,025	1996
16. Jim Harbaugh	1,976	1985

Career	Yards	Year
1. John Navarre	9,254	2000-03
2. Chad Henne	7,777	2004-06
3. Elvis Grbac	6,460	1989-92
4. Todd Collins	5,858	1991-94
5. Jim Harbaugh	5,449	1983-86
6. Tom Brady	5,351	1996-99
7. Steve Smith	4,860	1980-83
8. Brian Griese	4,383	1994-97
9. Rick Leach	4,284	1975-78
10. John Wangler	2,994	1976-80
11. Drew Henson	2,946	1998-00
12. Scott Dreisbach	2,920	1995-97
13. Don Moorhead	2,550	1968-70
14. Dennis Brown	2,534	1966-68
15. Dick Vidmer	2,400	1965-67
16. Dennis Franklin	2,285	1972-74



Jim Harbaugh



Brian Griese



Todd Collins



Scott Dreisbach



Tom Brady


250-Yard Passing Games

Name	Att.	Comp.	Yards	Opponent	Date
John Navarre	49	26	389	at Iowa	Oct. 4, 2003
Tom Brady	56	31	375	at Ohio State	Nov. 21, 1998
Scott Dreisbach	52	27	372	Virginia	Aug. 26, 1995
Tom Brady	46	34	369	vs. Alabama (Orange)	Jan. 1, 2000
John Navarre	55	28	360	at Oregon	Sept. 20, 2003
John Navarre	47	33	353	at Minnesota	Oct. 10, 2003
Todd Collins	27	15	352	Minnesota	Nov. 12, 1994
Chad Henne	49	33	328	Minnesota	Oct. 9, 2004
Chad Henne	54	27	328	at Ohio State	Nov. 20, 2004
Brian Griese	46	24	323	Penn State	Nov. 18, 1995
John Navarre	36	21	319	vs. Florida (Outback)	Jan. 1, 2003
Chad Henne	21	17	316	at Indiana	Oct. 2, 2004
Drew Henson	35	23	312	at Northwestern	Nov. 4, 2000
Jim Harbaugh	24	15	310	Wisconsin	Oct. 4, 1986
Chad Henne	26	41	309	vs. USC (Rose)	Jan. 1, 2007
Tom Brady	38	23	307	Illinois	Oct. 23, 1999
Drew Henson	25	14	303	at Ohio State	Nov. 18, 2000
Jim Harbaugh	24	10	300	Indiana	Oct. 25, 1986
Elvis Grbac	25	16	296	vs. Mississippi (Gator)	Jan. 1, 1991
Drew Henson	20	15	294	vs. Auburn (Citrus)	Jan. 1, 2001
Scott Dreisbach	28	19	292	Boston College	Sept. 21, 1996
John Navarre	31	22	288	at Northwestern	Nov. 15, 2003
Brian Griese	37	21	287	vs. Alabama (Outback)	Jan. 1, 1997
Todd Collins	23	14	286	Illinois	Oct. 23, 1993
Todd Collins	42	29	285	Oklahoma State	Sept. 19, 1992
Tom Brady	41	30	285	at Michigan State	Oct. 9, 1999
Chad Henne	24	17	284	at Minnesota	Sept. 30, 2006
Jim Harbaugh	23	17	283	Indiana	Oct. 26, 1985
Tom Brady	27	19	282	at Minnesota	Oct. 31, 1998
Elvis Grbac	29	21	278	Illinois	Nov. 14, 1992

Name	Att.	Comp.	Yards	Opponent	Date
John Navarre	32	21	278	Ohio State	Nov. 22, 2003
Todd Collins	29	19	274	Washington State	Sept. 4, 1993
Chad Henne	35	24	273	Michigan State	Oct. 30, 2004
Brian Griese	19	14	271	Minnesota	Oct. 28, 1995
John Navarre	35	17	271	at Purdue	Oct. 19, 2002
John Navarre	46	27	271	vs. USC (Rose)	Jan. 1, 2004
Chad Henne	43	21	270	vs. Nebraska (Alamo)	Dec. 28, 2005
John Navarre	38	22	268	Washington	Aug. 31, 2002
Todd Collins	34	20	267	Houston	Sept. 25, 1993
Tom Brady	36	23	267	at Notre Dame	Sept. 5, 1998
Chad Henne	35	21	267	at Ohio State	Nov. 18, 2006
John Navarre	19	15	265	Bowling Green	Sept. 2, 2000
John Navarre	37	22	264	at Illinois	Sept. 28, 2002
Jim Harbaugh	29	19	261	Ohio State	Nov. 22, 1986
Chris Zurbrugg	30	21	259	Purdue	Nov. 3, 1984
Tom Brady	36	17	259	at Penn State	Nov. 13, 1999
Dick Vidmer	18	12	258	Oregon State	Sept. 17, 1966
Todd Collins	24	17	258	Boston College	Sept. 3, 1994
Todd Collins	24	17	258	Colorado	Sept. 24, 1994
Brian Griese	28	21	258	Colorado	Sept. 13, 1997
Chad Henne	34	16	258	at Wisconsin	Sept. 24, 2005
Drew Henson	27	15	257	Wisconsin	Sept. 30, 2000
Drew Henson	35	26	256	at Purdue	Oct. 7, 2000
Chad Henne	35	26	256	at Michigan State	Oct. 1, 2005
Brian Griese	26	19	254	Wisconsin	Nov. 15, 1997
Todd Collins	37	22	251	Notre Dame	Sept. 11, 1993
Brian Griese	30	18	251	Washington State (Rose)	Jan. 1, 1998
Tom Brady	25	15	250	Purdue	Oct. 2, 1999




Elvis Grbac



John Navarre

Most Touchdown Passes

Game	Season
1. Steve Smith.....4 Purdue, Nov. 5, 1983	1. Elvis Grbac 25 1991
Chris Zurbrugg.....4 at Purdue, Nov. 3, 1984	2. Chad Henne 25 2004
Michael Taylor.....4 at Minnesota, Nov. 18, 1989	3. John Navarre 24 2003
Elvis Grbac.....4 vs. Mississippi, Jan. 1, 1991	4. Chad Henne 23 2005
Elvis Grbac.....4 Florida State, Aug. 28, 1991	5. Chad Henne 22 2006
Todd Collins.....4 Houston, Sept. 26, 1992	6. Elvis Grbac 21 1990
Elvis Grbac.....4 Minnesota, Oct. 24, 1992	John Navarre 21 2002
Brian Griese.....4 Minnesota, Oct. 28, 1995	8. Tom Brady 20 1999
Scott Dreisbach.....4 Michigan State, Nov. 2, 1996	9. John Navarre 19 2001
Tom Brady.....4 vs. Alabama, Jan. 1, 2000	10. Jim Harbaugh 18 1985
John Navarre.....4 Bowling Green, Sept. 2, 2000	Drew Henson 18 2000
Drew Henson.....4 at Northwestern, Nov. 4, 2000	12. Rick Leach 17 1978
John Navarre.....4 Western Michigan, Sept. 14, 2002	Elvis Grbac 17 1992
John Navarre.....4 at Illinois, Sept. 28, 2002	Todd Collins 17 1993
Chad Henne.....4 Michigan State, Oct. 30, 2004	Brian Griese 17 1997
Chad Henne.....4 vs. Texas (Rose Bowl), Jan. 1, 2005	



Dick Vidmer

Average Yards Per Completion

Game (Min. 5 completions)

1. Rick Leach.....36.3
Purdue, Nov. 8, 1975
2. John Wangler.....33.8
vs. North Carolina, Dec. 28, 1979
3. Jim Harbaugh.....30.0
at Indiana, Oct. 25, 1986
4. Elvis Grbac.....29.3
at Northwestern, Nov. 7, 1992
5. Elvis Grbac.....25.4
Northwestern, Nov. 9, 1991

Game (Min. 10 completions)

1. Jim Harbaugh.....30.0
at Indiana, Oct. 25, 1986
2. Todd Collins.....23.5
Minnesota, Nov. 12, 1994
3. John Wangler.....21.9
Wisconsin, Nov. 2, 1979
4. Drew Henson.....21.6
at Ohio State, Nov. 18, 2000
5. Jim Harbaugh.....20.7
at Wisconsin, Oct. 4, 1986

Season (Min. 60 completions)

1. Bob Chappuis 18.8 1947
2. John Wangler 18.3 1979
3. Steve Smith 17.1 1981
4. Rick Leach 16.4 1978
5. Demetrius Brown 15.6 1987
6. Jim Harbaugh 15.2 1986
7. Rick Leach 15.0 1977
8. Steve Smith 14.7 1982
9. Drew Henson 14.7 2000
10. Michael Taylor 14.6 1989

Career

(Min. 120 completions)

1. Rick Leach 17.1 1975-78
2. Bob Chappuis 15.9 1942-47
3. Demetrius Brown 15.8 1986-88
4. Chuck Ortmann 15.5 1948-50
5. John Wangler 15.2 1976-80
6. Steve Smith 15.0 1980-83
7. Dennis Franklin 14.9 1972-74
8. Jim Harbaugh 14.1 1983-86
9. Scott Dreisbach 14.0 1995-97
10. Drew Henson 13.8 1998-00

Average Yards Per Game

Season (Min. 10 games)


1. John Navarre 256.2 2003
2. **Chad Henne 228.6 2004**
3. John Navarre 223.5 2002
4. Tom Brady 215.5 1999
5. **Chad Henne 210.5 2005**
6. Jim Harbaugh 209.9 1986
7. Todd Collins 209.8 1994
8. Todd Collins 209.1 1993
9. John Navarre 202.9 2001
10. Tom Brady 202.8 1998
11. **Chad Henne 192.9 2006**
12. Brian Griese 191.1 1997
13. Scott Dreisbach 184.1 1996
14. Elvis Grbac 173.8 1991
15. Jim Harbaugh 164.7 1985

Career (Min. 20 games)

1. John Navarre 215.2 2000-03
2. **Chad Henne 210.2 2004-06**
3. Jim Harbaugh 175.8 1983-86
4. Tom Brady 172.6 1996-99
5. Todd Collins 158.3 1991-94
6. Brian Griese 156.5 1994-97
7. Elvis Grbac 153.8 1989-92
8. Steve Smith 127.9 1980-83
9. Dick Vidmer 111.0 1965-67
10. John Wangler 110.9 1976-80
11. Drew Henson 109.1 1998-00



Michael Taylor



Drew Henson

Lowest Interception Percentage

Season (Min. 100 attempts)

1. John Navarre 1.56 2002
2. Wally Gabler 1.60 1965
3. Dennis Franklin 1.63 1972
4. Michael Taylor 1.64 1988
5. Drew Henson 1.68 2000
6. Tom Brady 1.75 1999
7. Brian Griese 1.95 1997
8. **Chad Henne 2.09 2005**
9. John Navarre 2.19 2003
10. Elvis Grbac 2.36 1991
- Todd Collins 2.36 1993

Career (Min. 200 attempts)

1. Drew Henson 1.87 1998-00
2. John Navarre 2.27 2000-03
3. **Chad Henne 2.52 2004-06**
4. Michael Taylor 2.55 1986-89
5. Tom Brady 2.67 1996-99
6. Todd Collins 2.81 1991-94
7. Brian Griese 2.97 1994-97
8. Scott Dreisbach 3.17 1994-97
9. Don Moorhead 3.53 1968-70
10. Jim Harbaugh 3.55 1983-86

Most 150-Yard Passing Games

Season

1. John Navarre 12 2003
2. Jim Harbaugh 11 1986
- Todd Collins 11 1994
- John Navarre 11 2002
3. **Chad Henne 11 2005**
5. Todd Collins 10 1993
- Brian Griese 10 1997
- Tom Brady 10 1999
- John Navarre 10 2001
6. **Chad Henne 10 2004**

Career

1. John Navarre 34 2000-03
2. **Chad Henne 30 2004-06**
3. Elvis Grbac 23 1989-92
- Todd Collins 23 1991-94
5. Jim Harbaugh 19 1983-86
6. Tom Brady 18 1996-99
7. Steve Smith 17 1980-83
8. Brian Griese 15 1994-97
9. Scott Dreisbach 11 1995-97
10. Dennis Brown 9 1966-68
- John Wangler 9 1976-80

Most 200-Yard Passing Games

Season

1. John Navarre 10 2003
2. John Navarre 9 2002
3. Jim Harbaugh 8 1986
- Tom Brady 8 1998
- John Navarre 8 2001
4. **Chad Henne 8 2005**
7. Tom Brady 7 1999
- Drew Henson 7 2000
5. **Chad Henne 7 2004**
10. Todd Collins 6 1993
- Todd Collins 6 1994
- Scott Dreisbach 6 1996
6. **Chad Henne 6 2006**

Career

1. John Navarre 28 2000-03
2. **Chad Henne 21 2004-06**
3. Tom Brady 15 1996-99
4. Todd Collins 14 1991-94
5. Jim Harbaugh 12 1983-86
6. Elvis Grbac 9 1989-92
7. Brian Griese 8 1994-97
8. Scott Dreisbach 7 1995-97
- Drew Henson 7 1998-00
10. John Wangler 5 1976-80
- Steve Smith 5 1980-83

Highest Touchdown Percentage



Rick Leach

Season

1. Rick Leach 12.38 1976
2. Bob Chappuis 11.82 1947
3. Rick Leach 10.76 1978
4. Elvis Grbac 9.84 1991
5. Michael Taylor 9.09 1989
6. Rick Leach 8.62 1977
7. Elvis Grbac 8.54 1992
8. Jim Harbaugh 7.93 1985
9. Elvis Grbac 7.89 1990
10. Dennis Franklin 7.69 1974

Career

1. Rick Leach 8.9 1975-78
2. Bob Chappuis 8.6 1942-47
3. Elvis Grbac 8.5 1989-92
4. Tom Harmon 7.3 1938-40
5. John Wangler 7.2 1976-80
6. Demetrius Brown 6.7 1986-88
7. Steve Smith 6.5 1980-83
8. Drew Henson 6.4 1998-00
9. **Chad Henne 6.3 2004-06**
10. Michael Taylor 6.2 1986-89
11. Dennis Franklin 6.1 1972-74

Most Interceptions

Game

1. Demetrius Brown.....7
at Michigan State, Oct. 10, 1987
2. Stan Noskin.....5
Wisconsin, Oct. 31, 1959


Season

1. Demetrius Brown 16 1987
2. Stan Noskin 15 1959
3. Steve Smith 13 1982
- John Navarre 13 2001
5. Rick Leach 12 1975
- Elvis Grbac 12 1992
- Tom Brady 12 1998
6. **Chad Henne 12 2004**
8. Tom Harmon 11 1940
- Dave Glinka 11 1960
- Steve Smith 11 1981
11. Jim Harbaugh 11 1986

Career

1. Rick Leach 35 1975-78
2. Steve Smith 32 1980-83
3. Elvis Grbac 31 1989-92
- John Navarre 31 2000-03
5. **Chad Henne 28 2004-06**
6. Jim Harbaugh 22 1983-86
7. Stan Noskin 21 1957-59
8. Tom Harmon 20 1938-40
- Dick Vidmer 20 1965-67
- Todd Collins 20 1991-94
11. Tom Brady 19 1996-99


Receiving



Derrick Alexander



Anthony Carter



Braylon Edwards

Receptions

Game	Season	Career
1. Marquise Walker.....15 at Washington, Sept. 8, 2001 Marquise Walker.....15 Ohio State, Nov. 24, 2001	1. Braylon Edwards 97 2004 2. Marquise Walker 86 2001 3. Braylon Edwards 85 2003	1. Braylon Edwards 252 2001-04 2. Marquise Walker 176 1998-01 3. Jason Avant 169 2002-05
3. Braylon Edwards.....13 at Oregon, Sept. 20, 2003	4. Jason Avant 82 2005 5. Jack Clancy 76 1966	4. Anthony Carter 161 1979-82 5. Steve Breaston 156 2003-06
4. Brad Myers.....12 at Ohio State, Nov. 22, 1958 Tai Streets.....12 at Northwestern, Oct. 5, 1996	6. David Terrell 71 1999 7. Tai Streets 67 1998 David Terrell 67 2000 Braylon Edwards 67 2002 10. Desmond Howard 63 1990	6. David Terrell 152 1998-00 7. Tai Streets 144 1995-98 8. Amani Toomer 143 1992-95 9. Desmond Howard 134 1989-91 10. Jack Clancy 132 1963-66

Receiving Yards

Game	Season	Career
1. Jack Clancy.....197 Oregon State, Sept. 17, 1966	1. Braylon Edwards 1,330 2004 2. Marquise Walker 1,143 2001	1. Braylon Edwards 3,541 2001-04 2. Anthony Carter 3,076 1979-82
2. Tai Streets.....192 at Minnesota, Oct. 31, 1998	3. Braylon Edwards 1,138 2003 4. David Terrell 1,130 2000	3. Amani Toomer 2,657 1992-95 4. David Terrell 2,317 1998-00
3. Braylon Edwards.....189 Michigan State, Oct. 30, 2004	5. Amani Toomer 1,096 1994 6. Jack Clancy 1,077 1966	5. Tai Streets 2,284 1995-98 6. Marquise Walker 2,269 1998-01
4. Derrick Alexander.....188 Illinois, Oct. 23, 1993	7. David Terrell 1,038 1999 8. Tai Streets 1,035 1998	7. Jason Avant 2,247 2002-05 8. Greg McMurtry 2,163 1986-89
5. Jim Smith.....184 Purdue, Nov. 8, 1975	9. Braylon Edwards 1,035 2002 10. Desmond Howard 1,025 1990	9. Desmond Howard 2,146 1989-91 10. Mercury Hayes 2,144 1992-95

Touchdown Receptions

Game	Season	Career
1. Derrick Alexander.....4 Minnesota, Oct. 24, 1992	1. Desmond Howard 19 1991 2. Braylon Edwards 15 2004	1. Braylon Edwards 39 2001-04 2. Anthony Carter 37 1979-82
2. Ron Kramer.....3 Missouri, Sept. 24, 1955 Greg McMurtry.....3 at Minnesota, Nov. 18, 1989 Desmond Howard.....3 at Boston College, Sept. 7, 1991 Desmond Howard.....3 Indiana, Oct. 19, 1991 Derrick Alexander.....3 at Northwestern, Nov. 7, 1992 David Terrell.....3 vs. Alabama, Jan. 1, 2000 David Terrell.....3 at Northwestern, Nov. 4, 2000 Braylon Edwards.....3 Michigan State, Oct. 30, 2004 Braylon Edwards.....3 vs. Texas (Rose Bowl), Jan. 1, 2005	3. Anthony Carter 14 1980 David Terrell 14 2000 Braylon Edwards 14 2003 6. Desmond Howard 11 1990 Derrick Alexander 11 1992 Tai Streets 11 1998 Marquise Walker 11 2001 10. Braylon Edwards 10 2002	3. Desmond Howard 32 1989-91 4. David Terrell 23 1998-00 5. Derrick Alexander 22 1989-93 6. Tai Streets 19 1995-98 7. Amani Toomer 18 1992-95 8. Marquise Walker 17 2000-01 9. Dick Rifenburg 16 1944-48 10. Greg McMurtry 15 1986-89 Mario Manningham 15 2005-06

Consecutive Games with a Reception

1. Braylon Edwards	38
2. Jason Avant	35
3. Marquise Walker	32
4. Mercury Hayes	30
5. Amani Toomer	26
6. David Terrell	25
7. Desmond Howard	24
8. Anthony Carter	20
9. Tai Streets	19
10. Steve Breaston	16

Consecutive Games with Touchdown Reception


1. Desmond Howard	13
Minnesota 1990-at Illinois 1991	
2. Anthony Carter	9
South Carolina-Washington, 1980	
3. David Terrell	8
Alabama, 1999-Indiana, 2000	
4. Marquise Walker	7
Washington-Michigan State, 2001	
5. Anthony Carter	4
at Northwestern-Purdue, 1982	
Braylon Edwards	4
Purdue-Ohio State, 2003	
Braylon Edwards	4
Utah-Purdue, 2002	
Braylon Edwards	4
San Diego State-Minnesota, 2004	
Jason Avant	4
Michigan State 2004-N. Illinois 2005	
Mario Manningham	4
Notre Dame-Michigan State, 2006	

Consecutive 100-Yard Receiving Games

1. Braylon Edwards	4
Michigan State-USC, 2003	
Braylon Edwards	4
at Notre Dame-Indiana, 2004	
3. Desmond Howard	3
Minnesota-Northwestern, 1991	
Anthony Carter	3
Minnesota-Purdue, 1981	
Marcus Knight	3
Purdue-Illinois, 1999	
Mario Manningham	3
Notre Dame-Minnesota, 2006	
7. Anthony Carter	2
Minnesota-Illinois, 1980	
Anthony Carter	2
Illinois-Purdue, 1982	
Tai Streets	2
Indiana-Minnesota, 1998	
Marquise Walker	2
Ohio State-Tennessee, 2001	
Braylon Edwards	2
Utah-Illinois, 2002	
Braylon Edwards	2
Ohio State-Florida, 2002	
Anthony Carter	2
UCLA-Michigan State, 1982	
(Did not play against Indiana)	
Braylon Edwards	2
Ohio State-Texas, 2004	



Jim Mandich



Jack Clancy



David Terrell

Average Yards Per Reception

Season (Min. 20 catches)

1. Jim Smith	28.3	1975
2. Jim Smith	27.5	1976
3. Greg McMurtry	23.1	1986
4. Greg McMurtry	22.6	1987
5. Dick Rifenburg	22.3	1948
6. Ralph Clayton	21.8	1978
7. Marcus Knight	20.4	1999
8. Amani Toomer	20.3	1994
9. Ralph Clayton	19.9	1977
10. Anthony Carter	19.6	1982

Career (Min. 50 catches)

1. John Kolesar	23.4	1985-88
2. Jim Smith	23.1	1973-76
3. Ralph Clayton	20.8	1976-79
4. Greg McMurtry	19.5	1986-89
5. Anthony Carter	19.1	1979-82
6. Paul Jokisch	18.8	1984-86
7. Amani Toomer	18.6	1992-95
8. Lowell Perry	17.8	1950-52
9. Mario Manningham	17.5	2005-06
10. Mercury Hayes	17.3	1992-95
11. Marcus Knight	17.1	1996-99

Tight End Receiving Records (Since 1967)

Season Receptions

1. Bennie Joppru	53	2002
2. Jim Mandich	50	1969
3. Jim Mandich	43	1968
4. Sim Nelson	41	1983
Jay Riemersma	41	1995
6. Sim Nelson	40	1984
7. Eric Kattus	38	1985
Tony McGee	38	1992
9. Craig Dunaway	35	1982
10. Doug Marsh	33	1979
Jerame Tuman	33	1996
Jay Riemersma	33	1994

Career Receptions

1. Jack Clancy	132	1963-66
2. Jim Mandich	119	1967-69
3. Jerame Tuman	98	1995-98
4. Bennie Joppru	85	1999-2002
5. Sim Nelson	84	1982-84
6. Jay Riemersma	74	1992-95
7. Lowell Perry	71	1950-52
8. John Henderson	58	1963-64
9. Doug Marsh	57	1977-79
Tyler Ecker	57	2003-06

Season Receiving Yards

1. Jim Mandich	662	1969
2. Doug Marsh	612	1979
3. Eric Kattus	582	1985
4. Bennie Joppru	579	2002
5. Jim Mandich	576	1968
6. Jerame Tuman	524	1996
7. Sim Nelson	494	1983
8. Craig Dunaway	488	1982
9. Tony McGee	467	1992
10. Sim Nelson	459	1984

Career Receiving Yards

1. Jack Clancy	1,919	1963-66
2. Jim Mandich	1,508	1967-69
3. Jerame Tuman	1,279	1995-98
4. Lowell Perry	1,261	1950-52
5. Dick Rifenburg	1,006	1946-48
6. Sim Nelson	976	1982-84
7. Doug Marsh	947	1977-70
8. Ron Kramer	880	1954-56
9. Bennie Joppru	800	1999-2002
10. Craig Dunaway	775	1980-82

Season Receiving Touchdowns

1. Eric Kattus	8	1985
2. Tony McGee	6	1992
Doug Marsh	6	1978
4. Jerame Tuman	5	1996
Jerame Tuman	5	1997
Bennie Joppru	5	2002
7. Jim Mandich	4	1969
8. Jim Mandich	3	1968
Paul Seal	3	1972
Paul Seal	3	1973
Doug Marsh	3	1979
Craig Dunaway	3	1981
Craig Dunaway	3	1982
Sim Nelson	3	1983
Sim Nelson	3	1984
Derrick Walker	3	1989

Running Back Receiving Records (Since 1967)

Season Receptions

1. Chris Perry	44	2003
2. Gerald White	38	1986
Aaron Shea	38	1999
4. Chris Howard	37	1997
5. B.J. Askew	36	2002
6. Jamie Morris	33	1985
Jamie Morris	33	1986
Anthony Thomas	33	1999
9. Clarence Williams	27	1996
10. B.J. Askew	26	2001
Mike Hart	26	2004

Career Receptions

1. Jamie Morris	99	1984-86
2. Anthony Thomas	88	1997-2000
3. B.J. Askew	83	1999-2002
4. Clarence Williams	68	1995-98
5. Chris Perry	66	2000-03
6. Gerald White	64	1984-86
7. Chris Howard	60	1994-97
8. Mike Hart	59	2004-06
9. Tyrone Wheatley	51	1991-94
10. Butch Woolfolk	38	1978-81

Season Receiving Yards

1. Gerald White	408	1986
2. Chris Perry	367	2003
3. Clarence Williams	361	1996
4. Aaron Shea	289	1999
5. Jamie Morris	287	1986
6. B.J. Askew	280	2002
7. Chris Howard	276	1997
8. Anthony Thomas	271	2000
9. B.J. Askew	257	2000
10. Mike Hart	237	2004

Career Receiving Yards

1. B.J. Askew	777	1999-2002
2. Jamie Morris	756	1984-86
3. Chris Perry	572	2000-03
4. Gerald White	564	1984-86
5. Mike Hart	516	2004-06
6. Tyrone Wheatley	510	1991-94
7. Chris Howard	429	1994-97
8. Stanley Edwards	380	1977-81
9. Ron Johnson	345	1966-68
10. Tony Boles	294	1987-89

Season Receiving Touchdowns

1. Gerald White	4	1985
2. Gerald White	3	1986
Aaron Shea	3	1999
B.J. Askew	3	2000
5. John Gabler	2	1967
B.J. Askew	2	2001
Chris Perry	2	2003

100-Yard Receivers (Since 1943)

Player	Rec.	Yards	Opponent	Date	Player	Rec	Yds	Opponent	Date
Jack Clancy	10	197	Oregon State	Sept. 17, 1966	Anthony Carter	3	123	Purdue	Nov. 13, 1982
Tai Streets	6	192	at Minnesota	Oct. 31, 1998	Ralph Clayton	5	122	at Northwestern	Nov. 11, 1978
Braylon Edwards	11	189	Michigan State	Oct. 30, 2004	Chris Perry	11	122	at Minnesota	Oct. 10, 2003
Derrick Alexander	7	188	Illinois	Oct. 23, 1993	Anthony Carter	5	121	Illinois	Oct. 25, 1980
Jim Smith	5	184	Purdue	Nov. 8, 1975	Doug Marsh	3	121	at California	Sept. 29, 1979
Mercury Hayes	7	179	Virginia	Aug. 26, 1995	Paul Jokisch	5	119	at Minnesota	Nov. 16, 1985
Amani Toomer	7	179	Boston College	Sept. 3, 1994	Jim Berline	6	118	at Wisconsin	Nov. 18, 1967
Jack Clancy	11	179	Illinois	Nov. 5, 1966	Lowell Perry	5	118	Minnesota	Oct. 27, 1951
Paul Staroba	6	178	at Wisconsin	Oct. 31, 1970	Tai Streets	9	118	at Ohio State	Nov. 21, 1998
Amani Toomer	5	177	Minnesota	Oct. 28, 1995	Tony McGee	6	117	Washington	Jan. 1, 1993
Jason Avant	7	175	at Iowa	Oct. 4, 2003	Desmond Howard	9	117	at Indiana	Oct. 27, 1990
Braylon Edwards	11	172	at Ohio State	Nov. 20, 2004	Tai Streets	8	117	Indiana	Oct. 24, 1998
Tom Maentz	5	169	Iowa	Oct. 29, 1955	David Terrell	9	117	at Northwestern	Nov. 4, 2000
Desmond Howard	6	167	Mississippi	Jan. 1, 1991	Marcus Knight	7	116	at Ohio State	Nov. 21, 1998
Lowell Perry	5	165	Indiana	Oct. 13, 1951	David Terrell	6	116	at Illinois	Sept. 23, 2000
Greg McMurtry	7	165	at Minnesota	Nov. 18, 1989	Paul Jokisch	5	115	at South Carolina	Sept. 21, 1985
Ken Higgins	8	165	at Wisconsin	Oct. 4, 1986	Steve Breaston	7	115	vs. USC (Rose)	Jan. 1, 2007
Braylon Edwards	8	165	at Indiana	Oct. 2, 2004	David Terrell	8	115	Notre Dame	Sept. 4, 1999
Marquise Walker	15	160	Ohio State	Nov. 24, 2001	Brad Myers	12	115	at Ohio State	Nov. 22, 1958
Marquise Walker	15	159	at Washington	Sept. 8, 2001	Dick Rifenburg	4	114	at Purdue	Oct. 9, 1948
Amani Toomer	7	157	Penn State	Oct. 15, 1994	Clarence Williams	6	114	Alabama	Jan. 1, 1997
Jim Mandich	10	156	Purdue	Oct. 11, 1969	Derrick Alexander	7	114	Illinois	Nov. 14, 1992
Anthony Carter	6	156	Illinois	Nov. 7, 1981	Braylon Edwards	7	114	at Iowa	Oct. 4, 2003
Desmond Howard	6	155	at Minnesota	Oct. 25, 1991	Mario Manningham	7	113	Wisconsin	Sept. 23, 2006
Anthony Carter	8	154	at Minnesota	Oct. 31, 1981	Amani Toomer	6	112	at Wisconsin	Oct. 30, 1993
Marquise Walker	9	150	at Michigan State	Nov. 3, 2001	Amani Toomer	3	112	at Northwestern	Nov. 7, 1992
David Terrell	10	150	vs. Alabama	Jan. 1, 2000	Bump Elliott	3	112	Minnesota	Oct. 25, 1947
Tai Streets	12	150	at Northwestern	Oct. 5, 1996	Braylon Edwards	9	112	at Northwestern	Nov. 15, 2003
Braylon Edwards	6	150	Iowa	Sept. 25, 2004	Gene Topp	7	111	Iowa	Oct. 10, 1953
John Kolesar	4	148	Purdue	Nov. 9, 1985	Doug Marsh	3	110	Wisconsin	Nov. 3, 1979
Amani Toomer	6	147	Minnesota	Nov. 12, 1994	Anthony Carter	5	110	UCLA	Jan. 1, 1983
Jim Smith	4	147	Navy	Sept. 25, 1976	Steve Smith	7	110	Michigan State	Oct. 9, 1965
Dave Raimey	6	144	Purdue	Oct. 21, 1961	David Terrell	7	110	at Syracuse	Sept. 18, 1999
Braylon Edwards	13	144	at Oregon	Sept. 20, 2003	Braylon Edwards	4	110	vs. Florida (Outback)	Jan. 1, 2003
Jim Smith	5	143	Stanford	Sept. 20, 1975	Ron Kramer	7	109	Missouri	Sept. 24, 1955
Anthony Carter	9	142	at Minnesota	Oct. 18, 1980	John Kolesar	4	109	Ohio State	Nov. 23, 1985
Anthony Carter	4	141	North Carolina	Dec. 28, 1979	Steve Breaston	6	109	at Oregon	Sept. 20, 2003
Desmond Howard	8	140	Michigan State	Oct. 13, 1990	Braylon Edwards	9	109	Utah	Sept. 21, 2002
Bump Elliott	2	138	Pittsburgh	Oct. 11, 1947	Braylon Edwards	10	109	vs. Texas (Rose Bowl)	Jan. 1, 2005
Mario Manningham	4	137	at Notre Dame	Sept. 16, 2006	Tai Streets	5	108	at Wisconsin	Nov. 15, 1997
David Terrell	4	136	vs. Auburn	Jan. 1, 2001	Marquise Walker	6	108	Western Michigan	Sept. 22, 2001
Marcus Knight	5	136	Purdue	Oct. 2, 1999	Desmond Howard	7	108	Purdue	Nov. 2, 1991
Amani Toomer	5	135	Texas A&M	Dec. 28, 1995	Chris Perry	6	108	vs. Florida (Outback)	Jan. 1, 2003
Marcus Knight	7	134	Illinois	Oct. 23, 1999	Jason Avant	7	108	at Wisconsin	Sept. 24, 2005
Marquise Walker	7	134	Purdue	Oct. 13, 2001	Mercury Hayes	6	107	Miami (Ohio)	Sept. 30, 1995
Marquise Walker	9	134	at Northwestern	Nov. 4, 2000	Carl Ward	5	107	Purdue	Oct. 15, 1966
Anthony Carter	8	133	Purdue	Nov. 15, 1980	Braylon Edwards	10	107	at Ohio State	Nov. 23, 2002
Desmond Howard	6	133	at Notre Dame	Sept. 15, 1990	Braylon Edwards	10	107	vs. Southern Calif. (Rose)	Jan. 1, 2004
David Terrell	6	133	at Penn State	Nov. 13, 1999	Mario Manningham	4	106	at Wisconsin	Sept. 24, 2005
Mercury Hayes	6	132	at Penn State	Nov. 18, 1995	Mercury Hayes	8	105	Washington State	Sept. 4, 1993
Mario Manningham	5	131	at Minnesota	Sept. 30, 2006	Jim Mandich	8	105	at Michigan State	Oct. 18, 1969
Derrick Alexander	7	130	Minnesota	Oct. 24, 1992	Jason Avant	7	105	at Iowa	Oct. 22, 2005
Marquise Walker	7	130	Wisconsin	Sept. 30, 2000	John Kolesar	3	104	Washington State	Sept. 19, 1987
Braylon Edwards	7	130	Ohio State	Nov. 22, 2003	Jack Clancy	4	104	Wisconsin	Oct. 30, 1965
Braylon Edwards	8	130	San Diego State	Sept. 18, 2004	Bob Nussbaumer	2	104	Purdue	Nov. 17, 1945
Paul Jokisch	6	130	at Illinois	Nov. 2, 1985	John Henderson	6	103	Navy	Oct. 5, 1963
Tai Streets	7	129	vs. Arkansas	Jan. 1, 1999	Derrick Alexander	7	103	Oklahoma State	Sept. 19, 1992
Braylon Edwards	12	129	at Notre Dame	Sept. 11, 2004	Jerry Imsland	6	103	at Duke	Sept. 28, 1968
Amani Toomer	8	128	at Penn State	Nov. 18, 1995	Anthony Carter	2	103	at Purdue	Nov. 14, 1981
Anthony Carter	6	127	UCLA	Dec. 31, 1981	Braylon Edwards	7	103	at Michigan State	Nov. 1, 2003
Mercury Hayes	6	127	Houston	Sept. 25, 1993	Steve Breaston	3	103	at Indiana	Nov. 11, 2006
Dick Rifenburg	3	127	Iowa Pre-Flight	Sept. 16, 1944	Desmond Howard	4	102	Northwestern	Nov. 9, 1991
Jim Smith	6	127	Illinois	Nov. 13, 1976	Triando Markray	3	102	Ohio State	Nov. 19, 1983
Tai Streets	4	127	Washington State	Jan. 1, 1998	Desmond Howard	8	101	at Michigan State	Oct. 12, 1991
Jason Avant	9	127	Northern Illinois	Sept. 3, 2005	John Gabler	10	101	Indiana	Oct. 21, 1967
Greg McMurtry	5	126	Maryland	Sept. 30, 1989	Jerame Tuman	3	101	at Minnesota	Oct. 26, 1996
Jerame Tuman	5	126	Colorado	Sept. 13, 1997	Tai Streets	8	101	at Notre Dame	Sept. 5, 1998
Marcus Knight	5	126	at Notre Dame	Sept. 5, 1998	David Terrell	6	101	Indiana	Oct. 14, 2000
Jack Clancy	8	125	Purdue	Oct. 16, 1965	Braylon Edwards	4	101	at Illinois	Sept. 28, 2002
Jim Mandich	4	125	Michigan State	Oct. 12, 1968	Ronald Bellamy	8	101	at Ohio State	Nov. 23, 2002
Anthony Carter	2	125	Ohio State	Nov. 17, 1979	John Kolesar	3	100	Michigan State	Oct. 11, 1986
Anthony Carter	5	125	at Illinois	Nov. 6, 1982	Leo Koceski	3	100	at Minnesota	Oct. 23, 1948
Marcus Knight	5	125	at Michigan State	Oct. 9, 1999	Marquise Walker	4	100	vs. Auburn	Jan. 1, 2001
Ronald Bellamy	5	124	Michigan State	Nov. 2, 2002	Marquise Walker	5	100	vs. Tennessee	Jan. 1, 2002
Anthony Carter	8	123	UCLA	Sept. 25, 1982	David Terrell	6	100	at Indiana	Oct. 30, 1999
Eric Kattus	5	123	Indiana	Oct. 26, 1985					
Anthony Carter	5	123	Michigan State	Oct. 9, 1982					



100-Yard Receiving Leaders

Braylon Edwards (17)

Yards	Rec.	Opponent, Year (Class)
189	11	Michigan State, 2004 (Sr.)
172	11	at Ohio State, 2004 (Sr.)
165	8	at Indiana, 2004 (Sr.)
150	6	vs. Iowa, 2004 (Sr.)
144	13	at Oregon, 2003 (Jr.)
130	7	Ohio State, 2003 (Jr.)
130	8	San Diego State, 2004 (Sr.)
129	12	at Notre Dame, 2004 (Sr.)
114	7	at Iowa, 2003 (Jr.)
112	9	at Northwestern, 2003 (Jr.)
110	4	vs. Florida*, 2003 (So.)
109	9	Utah, 2002 (So.)
109	10	vs. Texas^, 2004 (Sr.)
107	10	at Ohio State, 2002 (So.)
107	10	vs. USC^, 2003 (Jr.)
103	7	at Michigan St., 2003 (Sr.)
101	4	at Illinois, 2002 (So.)

* Outback Bowl / ^ Rose Bowl

Anthony Carter (14)

Yards	Rec.	Opponent, Year (Class)
156	6	Illinois, 1981 (Jr.)
154	8	at Minnesota, 1981 (Jr.)
142	9	at Minnesota, 1980 (So.)
141	4	North Carolina, 1979 (Fr.)
133	8	Purdue, 1980 (So.)
127	6	UCLA, 1981 (Jr.)
125	2	Ohio State, 1979 (Fr.)
125	5	at Illinois, 1982 (Sr.)
123	8	UCLA, 1982 (Sr.)
123	5	Michigan State, 1982 (Sr.)
123	3	Purdue, 1982 (Sr.)
121	5	Illinois, 1980 (So.)
110	5	UCLA, 1983 (Sr.)
103	2	at Purdue, 1981 (Jr.)

David Terrell (9)

Yards	Rec.	Opponent, Year (Class)
150	10	vs. Alabama*, 2000 (So.)
136	4	vs. Auburn^, 2001 (Jr.)
133	6	at Penn State, 1999 (So.)
117	9	at Northwestern, 2000 (Jr.)
116	6	at Illinois, 2000 (Jr.)
115	8	Notre Dame, 1999 (So.)
110	7	at Syracuse, 1999 (So.)
101	6	Indiana, 2000 (Jr.)
100	6	at Indiana, 1999 (So.)

* Orange Bowl

Marquise Walker (9)

Yards	Rec.	Opponent, Year (Class)
160	15	Ohio State, 2001 (Sr.)
159	15	at Washington, 2001 (Sr.)
150	9	at Michigan St., 2001 (Sr.)
134	7	Purdue, 2001 (Sr.)
134	9	at Northwestern, 2000 (Jr.)
130	7	Wisconsin, 2000 (Jr.)
108	6	W. Michigan, 2001 (Sr.)
100	4	vs. Auburn*, 2001 (Jr.)
100	5	vs. Tennessee*, 2002 (Sr.)

* Florida Citrus Bowl

Desmond Howard (8)

Yards	Rec.	Opponent, Year (Class)
167	6	Mississippi, 1991 (Jr.)
155	6	at Minnesota, 1991 (Sr.)
140	8	Michigan State, 1990 (Jr.)
133	6	at Notre Dame, 1990 (Jr.)
117	9	at Indiana, 1990 (Jr.)
108	7	Purdue, 1991 (Sr.)
102	4	Northwestern, 1991 (Sr.)
101	8	at Michigan St., 1991 (Sr.)

Tai Streets (8)

Yards	Rec.	Opponent, Year (Class)
192	6	at Minnesota, 1998 (Sr.)
150	12	at Northwestern, 1996 (So.)
129	7	vs. Arkansas, 1999 (Sr.)
127	4	Washington State, 1998 (Jr.)
118	9	at Ohio State, 1998 (Sr.)
117	8	Indiana, 1998 (Sr.)
108	5	Wisconsin, 1997 (Jr.)
101	8	at Notre Dame, 1998 (Sr.)

Amani Toomer (8)

Yards	Rec.	Opponent, Year (Class)
179	7	Boston College, 1994 (Jr.)
177	5	Minnesota, 1995 (Sr.)
157	7	Penn State 1994 (Jr.)
147	6	Minnesota, 1994 (Jr.)
135	5	Texas A&M, 1995 (Jr.)
128	8	at Penn State, 1995 (Sr.)
112	6	at Wisconsin, 1993 (So.)
112	3	at Northwestern, 1992 (Fr.)

Mercury Hayes (5)

Yards	Rec.	Opponent, Year (Class)
179	7	Virginia, 1995 (Sr.)
132	6	at Penn State, 1995 (Sr.)
127	6	Houston, 1993 (So.)
107	6	Miami (Ohio), 1995 (Sr.)
105	8	Washington St., 1993 (So.)

Marcus Knight (5)

Yards	Rec.	Opponent, Year (Class)
136	5	Purdue, 1999 (Sr.)
134	7	Illinois, 1999 (Sr.)
126	5	at Notre Dame, 1998 (Jr.)
125	5	at Michigan St., 1999 (Sr.)
116	7	at Ohio State, 1998 (Jr.)

Jack Clancy (4)

Yards	Rec.	Opponent, Year (Class)
197	10	Oregon State, 1966 (Sr.)
179	11	Illinois, 1966 (Sr.)
125	8	Purdue, 1965 (Jr.)
104	4	Wisconsin, 1965 (Jr.)

Derrick Alexander (4)

Yards	Rec.	Opponent, Year (Class)
188	7	Illinois, 1993 (Sr.)
130	7	Minnesota, 1992 (Jr.)
114	7	Illinois, 1992 (Jr.)
103	7	Oklahoma State, 1992 (Jr.)

Jason Avant (4)

Yards	Rec.	Opponent, Year (Class)
175	7	at Iowa, 2003 (So.)
127	9	Northern Illinois, 2005 (Sr.)
108	7	at Wisconsin, 2005 (Sr.)
105	7	at Iowa, 2005 (Sr.)

John Kolesar (4)

Yards	Rec.	Opponent, Year (Class)
148	4	Purdue, 1985 (Fr.)
109	4	Ohio State, 1985 (Fr.)
104	3	Washington State, 1987 (Jr.)
100	3	Michigan State, 1986 (So.)

Mario Manningham (4)

Yards	Rec.	Opponent, Year (Class)
137	4	at Notre Dame, 2006 (So.)
131	5	at Minnesota, 2006 (So.)
113	7	Wisconsin, 2006 (So.)
106	4	at Wisconsin, 2005 (Fr.)

Jim Smith (4)

Yards	Rec.	Opponent, Year (Class)
184	5	Purdue, 1975 (Jr.)
147	4	Navy, 1976 (Sr.)

143	5	Stanford, 1975 (Jr.)
127	6	Illinois, 1976 (Sr.)

Steve Breaston (3)

Yards	Rec.	Opponent, Year (Class)
115	7	vs. USC, 2006 (Sr.)
109	6	at Oregon, 2003 (Fr.)
103	3	at Indiana, 2006 (Sr.)

Paul Jokisch (3)

Yards	Rec.	Opponent, Year (Class)
130	6	at Illinois, 1985 (Sr.)
119	5	at Minnesota, 1985 (Sr.)
115	5	at S. Carolina, 1985 (Sr.)

Jim Mandich (3)

Yards	Rec.	Opponent, Year (Class)
156	10	Purdue, 1969 (Sr.)
125	4	Michigan State, 1968 (Jr.)
105	8	Michigan State, 1969 (Sr.)

Ronald Bellamy (2)

Yards	Rec.	Opponent, Year (Class)
124	5	Michigan State, 2002 (Sr.)
101	8	at Ohio State, 2002 (Sr.)

Bump Elliott (2)

Yards	Rec.	Opponent, Year (Class)
138	2	Pittsburgh, 1947 (Jr.)
112	3	Minnesota, 1947 (Jr.)

Doug Marsh (2)

Yards	Rec.	Opponent, Year (Class)
121	3	at California, 1979 (Sr.)
110	3	Wisconsin, 1979 (Sr.)

Greg McMurtry (2)

Yards	Rec.	Opponent, Year (Class)
165	7	at Minnesota, 1989 (Sr.)
126	5	Maryland, 1989 (Sr.)

Chris Perry (2)

Yards	Rec.	Opponent, Year (Class)
122	7	at Minnesota, 2003 (Sr.)
110	4	vs. Florida*, 2003 (Jr.)

* Outback Bowl

Lowell Perry (2)

Yards	Rec.	Opponent, Year (Class)
165	5	Indiana, 1951 (Jr.)
118	5	Minnesota, 1951 (Jr.)

Dick Rifenburg (2)

Yards	Rec.	Opponent, Year (Class)
127	3	Iowa Pre-Flight, 1944 (Fr.)
114	4	at Purdue, 1948 (Sr.)

Jerame Tuman (2)

Yards	Rec.	Opponent, Year (Class)
126	5	Colorado, 1997 (Jr.)
101	3	at Minnesota, 1996 (So.)

Jim Berline (1)

Yards	Rec.	Opponent, Year (Class)
118	6	at Wisconsin, 1967 (Sr.)

Ralph Clayton (1)

Yards	Rec.	Opponent, Year (Class)
122	5	at Northwestern, 1978 (Jr.)

John Gabler (1)

Yards	Rec.	Opponent, Year (Class)
101	10	Indiana, 1967 (So.)

John Henderson (1)

Yards	Rec.	Opponent, Year (Class)
103	6	Navy, 1963 (Jr.)

Ken Higgins (1)

Yards	Rec.	Opponent, Year (Class)
165	8	at Wisconsin, 1986 (Sr.)

Jerry Imsland (1)

Yards	Rec.	Opponent, Year (Class)
103	6	at Duke, 1968 (Jr.)

Eric Kattus (1)

Yards	Rec.	Opponent, Year (Class)
123	5	Indiana, 1985 (Sr.)

Leo Koceski (1)

Yards	Rec.	Opponent, Year (Class)
100	3	at Minnesota, 1948 (So.)

Ron Kramer (1)

Yards	Rec.	Opponent, Year (Class)
109	7	Missouri, 1955 (Jr.)

Tom Maentz (1)

Yards	Rec.	Opponent, Year (Class)
169	5	Iowa, 1955 (Jr.)

Triando Markray (1)

Yards	Rec.	Opponent, Year (Class)
102	3	Ohio State, 1983 (So.)

Tony McGee (1)

Yards	Rec.	Opponent, Year (Class)
117	6	Washington, 1993 (Sr.)

Brad Myers (1)

Yards	Rec.	Opponent, Year (Class)
115	12	at Ohio State, 1958 (Jr.)

Bob Nussbaumer (1)

Yards	Rec.	Opponent, Year (Class)
104	2	Purdue, 1945 (Sr.)

Dave Raimey (1)

Yards	Rec.	Opponent, Year (Class)
144	6	Purdue, 1961 (Jr.)

Steve Smith (1)

Yards	Rec.	Opponent, Year (Class)
110	7	Michigan State, 1965 (Sr.)

Paul Staroba (1)

Yards	Rec.	Opponent, Year (Class)
178	6	at Wisconsin, 1970 (Sr.)

Gene Topp (1)

Yards	Rec.	Opponent, Year (Class)
111	7	Iowa, 1953 (Sr.)


Carl Ward (1)

Yards	Rec.	Opponent, Year (Class)
107	5	Purdue, 1966 (Sr.)

Clarence Williams (1)

Yards	Rec.	Opponent, Year (Class)
114	6	Alabama, 1997 (So.)

Total Offense



Rick Leach



Jim Harbaugh



Don Moorhead



Steve Smith

Most Plays

Game	Plays
1. Tom Brady	65
at Ohio State, Nov. 21, 1998	
2. Dennis Brown	61
Indiana, Oct. 21, 1967	
John Navarre	61
at Oregon, Sept. 20, 2003	
4. Don Moorhead	60
at Michigan State, Oct. 18, 1969	
5. Scott Dreisbach	59
Virginia, Aug. 26, 1995	
6. John Navarre	58
vs. Southern California, Jan. 1, 2004	
7. John Navarre	55
Ohio State, Nov. 24, 2001	
Chad Henne	55
at Ohio State, Nov. 20, 2004	
9. John Navarre	54
at Iowa, Oct. 4, 2003	
10. John Navarre	53
at Minnesota, Oct. 10, 2003	
Chad Henne	53
Minnesota, Oct. 9, 2004	

Season	Plays	Year
1. John Navarre	504	2003
2. John Navarre	488	2002
3. Chad Henne	454	2004
4. Chad Henne	436	2005
5. John Navarre	434	2001
6. Tom Brady	409	1998
7. Don Moorhead	380	1969
8. Tom Brady	378	1999
9. Chad Henne	375	2006
10. Jim Harbaugh	371	1986
11. Brian Griese	369	1997
12. Dennis Brown	344	1968
Steve Smith	344	1981
14. Todd Collins	341	1994
15. Todd Collins	330	1993
16. Scott Dreisbach	329	1996
17. Steve Smith	323	1982
18. Anthony Thomas	319	2000

Career	Plays	Years
1. John Navarre	1,514	2000-03
2. Chad Henne	1,265	2004-06
3. Rick Leach	1,034	1975-78
4. Steve Smith	990	1980-83
5. Anthony Thomas	924	1997-00
6. Elvis Grbac	915	1989-92
7. Jim Harbaugh	837	1983-86
8. Todd Collins	812	1991-94
9. Jamie Morris	809	1984-87
Tom Brady	809	1996-99
11. Brian Griese	731	1994-97
12. Butch Woolfolk	719	1978-81
13. Don Moorhead	708	1968-70
14. Tyrone Wheatley	688	1991-94
15. Dennis Brown	652	1966-68
16. Dennis Franklin	642	1972-74

Average Gain Per Play

Season (Min. 200 plays)	Avg Gain	Year
1. Drew Henson	7.93	2000
2. Jim Harbaugh	7.63	1986
3. Elvis Grbac	7.43	1992
4. Todd Collins	7.36	1993
5. Rick Leach	7.36	1976
6. Todd Collins	7.26	1994
7. Elvis Grbac	7.16	1991
8. Bob Chappuis	7.09	1947
9. Jim Harbaugh	6.91	1985
10. Steve Smith	6.79	1981

Career (Min. 400 plays)

1. Todd Collins	7.02	1991-94
2. Jim Harbaugh	6.89	1983-86
3. Elvis Grbac	6.80	1989-92
4. Brian Griese	6.68	1994-97
5. Steve Smith	6.62	1980-83
6. John Wangler	6.54	1976-80
7. Scott Dreisbach	6.45	1995-97
8. Tom Brady	6.40	1996-99
9. Rick Leach	6.25	1975-78
10. Bob Chappuis	6.20	1942-47

Most Yards Gained

Game	Yards
1. John Navarre	368
at Iowa, Oct. 4, 2003	
2. Scott Dreisbach	358
Virginia, Aug. 26, 1995	
3. John Navarre	356
at Minnesota, Oct. 10, 2003	
4. Tom Brady	353
vs. Alabama, Jan. 1, 2000	
5. Ron Johnson	347
Wisconsin, Nov. 16, 1968	
6. Tom Brady	346
at Ohio State, Nov. 21, 1998	
7. Steve Smith	340
Illinois, Nov. 7, 1981	
8. Dennis Brown	338
Indiana, Oct. 21, 1967	
Chad Henne	338
Minnesota, Oct. 9, 2004	
10. John Navarre	337
at Oregon, Sept. 20, 2003	

Season	Yards	Year
1. John Navarre	3,240	2003
2. John Navarre	2,889	2002
3. Jim Harbaugh	2,847	1986
4. Chad Henne	2,606	2004
5. Chad Henne	2,551	2005
6. Tom Brady	2,539	1999
7. Tom Brady	2,528	1998
8. Todd Collins	2,475	1994
9. Todd Collins	2,428	1993
10. Chad Henne	2,425	2006
11. Steve Smith	2,335	1981
12. John Navarre	2,317	2001
13. Scott Dreisbach	2,121	1996
14. Jim Harbaugh	2,115	1985
15. Steve Smith	2,087	1983
16. Steve Smith	2,080	1982
17. Brian Griese	2,049	1997

Career	Yards	Years
1. John Navarre	8,995	2000-03
2. Chad Henne	7,582	2004-06
3. Steve Smith	6,554	1980-83
4. Rick Leach	6,460	1975-78
5. Elvis Grbac	6,221	1989-92
6. Jim Harbaugh	5,745	1983-86
7. Todd Collins	5,702	1991-94
8. Tom Brady	5,180	1996-99
9. Anthony Thomas	4,472	1997-00
10. Jamie Morris	4,393	1984-87
11. Brian Griese	4,302	1994-97
12. Tyrone Wheatley	4,178	1991-94
13. Butch Woolfolk	3,861	1978-81
14. Don Moorhead	3,641	1968-70
15. Dennis Franklin	3,511	1972-74
16. Bob Chappuis	3,487	1942-47

Average Yards Per Game

Season (Min. 10 games)	Avg Yards	Year
1. John Navarre	249.2	2003
2. John Navarre	222.2	2002
3. Jim Harbaugh	219.0	1986
4. Chad Henne	217.0	2004
5. Chad Henne	212.6	2005
6. Tom Brady	211.6	1999
7. Todd Collins	206.3	1994
8. Brian Griese	204.8	1997
9. Todd Collins	202.3	1993
10. Steve Smith	194.6	1981

Career (Min. 20 games)

1. John Navarre	208.3	2000-03
2. Chad Henne	204.9	2004-06
3. Jim Harbaugh	186.6	1983-86
4. Steve Smith	172.5	1980-83
5. Tom Brady	167.1	1996-99
6. Todd Collins	154.1	1991-94
7. Brian Griese	153.6	1994-97
8. Elvis Grbac	148.1	1989-92
9. Tom Harmon	143.3	1938-40
10. Rick Leach	134.6	1975-78

Combined Rushing/Receiving

Most Plays

Game	Season	Career
1. Chris Perry53 at Michigan State, Nov. 1, 2003	1. Chris Perry 383 2003	1. Anthony Thomas 1,012 1997-00
2. Anthony Thomas.....45 at Indiana, Oct. 30, 1999	2. Anthony Thomas 336 2000	2. Jamie Morris 908 1984-87
3. Mike Hart 43 at Illinois, Oct. 16, 2004	3. Mike Hart 335 2006	3. Chris Perry 877 2000-03
4. Ron Johnson42 Northwestern, Nov. 4, 1967	4. Anthony Thomas 334 1999	4. Mike Hart 809 2004-06
5. Mike Hart 41 Minnesota, Oct. 9, 2004	6. T. Biakabutuka 308 1995	5. Butch Woolfolk 756 1978-81
6. Butch Woolfolk.....39 at Michigan State, Oct. 10, 1981	7. Mike Hart 308 2004	6. Tyrone Wheatley 739 1991-94
Ricky Powers39 Notre Dame, Sept. 14, 1991	8. Mike Hart 301 1987	7. Billy Taylor 596 1969-71
	9. Chris Perry 281 2002	8. Rob Lytle 571 1973-76
	10. Gordon Bell 280 1975	9. Lawrence Ricks 558 1979-82
	11. Lawrence Ricks 275 1982	10. Ricky Powers 552 1990-93
	12. Tony Boles 274 1988	11. Gordon Bell 545 1973-75
	13. Ron Johnson 269 1968	12. Russell Davis 544 1975-78
		13. Ed Shuttlesworth 534 1971-73
		14. Clarence Williams 534 1995-98
		15. Harlan Huckleby 519 1975-78

Most Yards Gained

Game	Season	Career
1. Ron Johnson347 Wisconsin, Nov. 16, 1968	1. Chris Perry 2,041 2003	1. Anthony Thomas 5,273 1997-00
2. Tshimanga Biakabutuka.....313 Ohio State, Nov. 25, 1995	2. Anthony Thomas 2,004 2000	2. Jamie Morris 5,149 1984-87
3. Ron Johnson289 Navy, Oct. 7, 1967	3. T. Biakabutuka 1,868 1995	3. Tyrone Wheatley 4,688 1991-94
4. Jon Vaughn288 UCLA, Sept. 22, 1990	4. Jamie Morris 1,825 1987	4. Chris Perry 4,269 2000-03
5. Mike Hart 257 at Illinois, Oct. 16, 2004	5. Mike Hart 1,692 2004	5. Mike Hart 4,213 2004-06
6. Butch Woolfolk.....253 at Michigan State, Oct. 10, 1981	6. Mike Hart 1,687 2006	6. Butch Woolfolk 4,126 1978-81
	7. Ron Johnson 1,557 1968	7. Rob Lytle 3,475 1973-76
	8. Rob Lytle 1,550 1976	8. Anthony Carter 3,289 1979-82
	9. Butch Woolfolk 1,514 1981	9. Billy Taylor 3,170 1969-71
	10. Tyrone Wheatley 1,502 1992	10. Gordon Bell 3,003 1973-75
	11. Jon Vaughn 1,487 1990	11. T. Biakabutuka 2,933 1993-95
	12. Tony Boles 1,478 1988	12. Lawrence Ricks 2,863 1979-82
	13. Gordon Bell 1,472 1975	13. Ron Johnson 2,785 1966-68
		14. Harlan Huckleby 2,781 1975-78
		15. Russell Davis 2,776 1975-78



Chris Perry

All-Purpose

Most Plays

Game	Season	Career
1. Chris Perry53 at Michigan State, Nov. 1, 2003	1. Chris Perry 383 2003	1. Anthony Thomas 1,043 1997-00
2. Anthony Thomas.....46 at Indiana, Oct. 30, 1999	2. Anthony Thomas 345 1999	2. Jamie Morris 960 1984-87
3. Ron Johnson44 Northwestern, Nov. 4, 1967	3. Anthony Thomas 336 2000	3. Chris Perry 882 2000-03
4. Mike Hart 43 at Illinois, Oct. 16, 2004	4. Mike Hart 335 2006	4. Mike Hart 809 2004-06
5. Mike Hart 41 Minnesota, Oct. 9, 2004	5. Jamie Morris 309 1987	5. Tyrone Wheatley 771 1991-94
6. Tony Boles.....40 Miami (Fla.), Sept. 17, 1988	6. T. Biakabutuka 309 1995	6. Butch Woolfolk 756 1978-81
	7. Mike Hart 308 2004	7. Billy Taylor 605 1969-71
	8. Gordon Bell 293 1975	8. Rob Lytle 579 1973-76
	9. Tony Boles 288 1988	9. Clarence Williams 564 1995-98
	10. Chris Perry 282 2002	10. Gordon Bell 561 1973-75
	11. Ron Johnson 278 1968	11. Lawrence Ricks 561 1979-82
	12. Lawrence Ricks 275 1982	12. Ron Johnson 554 1966-68
	13. Butch Woolfolk 262 1981	13. Ricky Powers 553 1990-93
		14. Russell Davis 544 1975-78
		15. Ed Shuttlesworth 534 1971-73


Most Yards Gained

Game	Season	Career
1. Ron Johnson387 Wisconsin, Nov. 16, 1968	1. Chris Perry 2,041 2003	1. Jamie Morris 6,201 1984-87
2. Bennie McRae383 Purdue, Oct. 21, 1961	2. Anthony Thomas 2,004 2000	2. Anthony Thomas 6,000 1997-00
3. Ron Johnson346 Navy, Oct. 7, 67	3. Jamie Morris 1,972 1987	3. Anthony Carter 5,799 1979-82
4. Tshimanga Biakabutuka.....326 Ohio State, Nov. 25, 1995	4. T. Biakabutuka 1,881 1995	4. Steve Breaston 5,609 2003-06
5. Tyrone Wheatley318 Notre Dame, Sept. 11, 1993	5. Desmond Howard 1,859 1991	5. Tyrone Wheatley 5,358 1991-94
6. Steve Breaston315 vs. Texas (Rose Bowl), Jan. 1, 2005	6. Tony Boles 1,816 1988	6. Chris Perry 4,364 2000-03
	7. Tyrone Wheatley 1,784 1992	7. Mike Hart 4,213 2004-06
	8. Gordon Bell 1,714 1975	8. Butch Woolfolk 4,126 1978-81
	9. Ron Johnson 1,704 1968	9. Desmond Howard 3,943 1989-91
	10. Jamie Morris 1,693 1986	10. Rob Lytle 3,615 1973-76
	11. Mike Hart 1,692 2004	11. Mercury Hayes 3,511 1992-95
	12. Mike Hart 1,687 2006	12. Ron Johnson 3,472 1966-68
	13. Ron Johnson 1,682 1967	13. Billy Taylor 3,360 1969-71
		14. Gordon Bell 3,335 1973-75
		15. Amani Toomer 3,311 1992-95




Jamie Morris

Punting



Chuck Ortmann



Adam Finley



Monte Robbins



Hayden Epstein

Most Punts

Game	Season	Career
1. Chuck Ortmann.....24 at Ohio State, Nov. 25, 1950	1. Hayden Epstein 71 2001	1. Don Bracken 203 1980-83
2. Tom Harmon.....12 Pennsylvania, Oct. 26, 1940	2. Adam Finley 69 2002	2. Monte Robbins 200 1984-87
3. Bill Billings11 Michigan State, Sept. 29, 1951	3. Bill Billings 66 1951	3. Adam Finley 190 2001-04
Stan Kemp11 at Michigan State, Oct. 8, 1966	Mark Werner 66 1968	4. John Anderson 180 1974-77
Jason Vinson11 Ohio State, Nov. 22, 1997	5. Adam Finley 64 2004	5. Barry Dotzauer 167 1971-73
6. 7 times, last Eddie Azcona.....10 vs. Washington, Jan. 1, 1992	6. Monte Robbins 62 1984	Hayden Epstein 167 1998-01
	7. Barry Dotzauer 60 1971	7. Stan Kemp 146 1964-66
	8. Jason Vinson 57 1997	8. Chris Stapleton 132 1989-93
	9. Jason Vinson 56 1998	9. Mark Werner 120 1968-69
	John Anderson 56 1977	10. Jason Vinson 113 1995-98
	Don Bracken 56 1980	

Highest Average Per Punt

Game (Min. 3 punts)
1. Don Bracken56.3 Northwestern, Oct. 24, 1981
2. Darrell Harper.....53.3 Oregon State, Oct. 10, 1959
3. Monte Robbins52.3 at Michigan State, Oct. 10, 1987
4. Monte Robbins52.0 Washington, Sept. 15, 1984
5. Monte Robbins51.7 Illinois, Oct. 27, 1984
Chris Stapleton51.7 at Illinois, Nov. 11, 1989

Most Yards Punting

Game	Season	Career
1. Chuck Ortmann.....723 at Ohio State, Nov. 25, 1950	1. Adam Finley 2,909 2002	1. Monte Robbins 8,562 1984-87
2. Tom Harmon.....442 Pennsylvania, Oct. 26, 1940	2. Hayden Epstein 2,760 2001	2. Don Bracken 8,273 1980-83
3. Stan Kemp440 at Michigan State, Oct. 8, 1966	3. Adam Finley 2,751 2004	3. Adam Finley 7,953 2001-04
4. Paul Staroba.....401 Arizona, Sept. 19, 1970	4. Monte Robbins 2,705 1984	4. John Anderson 7,108 1974-77
5. Hayden Epstein.....400 at UCLA, Sept. 16, 2000	5. Mark Werner 2,438 1968	5. Barry Dotzauer 6,554 1971-73
	6. Barry Dotzauer 2,416 1971	6. Hayden Epstein 6,666 1998-01
	7. Don Bracken 2,389 1980	7. Stan Kemp 5,467 1964-66
	8. John Anderson 2,269 1977	8. Chris Stapleton 5,322 1989-93
	9. Paul Staroba 2,240 1970	9. Mark Werner 4,553 1968-69
	10. Hayden Epstein 2,224 2000	10. Jason Vinson 4,376 1995-96

Season (Min. 30 punts)

1. Monte Robbins 43.63 1984
2. Monte Robbins 43.62 1986
3. Monte Robbins 43.51 1987
4. Don Bracken 43.34 1981
5. Adam Finley 43.00 2004
6. Don Bracken 42.67 1980
7. Adam Finley 42.20 2002
8. Zoltan Mesko 41.58 2006
9. Paul Staroba 41.48 1970
10. Chris Stapleton 41.47 1993
11. John Anderson 41.47 1976
12. John Anderson 40.52 1977
13. Hayden Epstein 40.44 2000
14. Monte Robbins 40.35 1985

Career (Min. 75 punts)

1. Monte Robbins 42.8 1984-87
2. Adam Finley 41.9 2001-04
3. Don Bracken 40.8 1980-83
4. Chris Stapleton 40.3 1989-93
5. Hayden Epstein 39.9 1998-01
6. John Anderson 39.5 1974-77
7. Barry Dotzauer 39.2 1971-73
8. Bob Wiese 39.0 1942-46
9. Wally Teninga 38.7 1945-49
10. Jason Vinson 38.7 1995-98
11. Mark Werner 37.9 1968-69

Field Goals



Mike Gillette



Bob Bergeron



Remy Hamilton

Highest Field Goal Percentage

Season (Min. 10 attempts)

1. J.D. Carlson	92.9 (14)	1989
2. Bob Bergeron	88.2 (17)	1983
3. Garrett Rivas	85.0 (20)	2006
4. Remy Hamilton	83.3 (30)	1994
5. Bob Bergeron	81.3 (16)	1984
6. Ali Haji-Sheikh	80.0 (15)	1982
Mike Gillette	80.0 (15)	1987
8. Garrett Rivas	79.2 (24)	2004
9. Jeff Del Verne	78.6 (14)	1999
10. Jay Feely	77.3 (22)	1998
11. Remy Hamilton	75.0 (24)	1996
Garrett Rivas	75.0 (12)	2003
13. Kraig Baker	73.7 (19)	1997
14. Garrett Rivas	73.1 (26)	2005
15. Remy Hamilton	70.4 (27)	1995

Career (Min. 15 attempts)

1. Bob Bergeron	82.9 (35)	1981-84
2. Garrett Rivas	78.0 (82)	2003-06
3. Jay Feely	76.9 (26)	1995-98
4. Remy Hamilton	76.8 (82)	1993-96
5. Jeff Del Verne	75.0 (20)	1999-00
6. Mike Gillette	70.4 (81)	1985-88
7. Bob Wood	69.2 (26)	1975-76
8. J.D. Carlson	68.4 (57)	1989-91
9. Kraig Baker	68.2 (22)	1994-98
10. Pat Moons	66.7 (18)	1985-86
11. Hayden Epstein	61.9 (42)	1998-01
12. Ali Haji-Sheikh	59.6 (52)	1979-82
13. Peter Elezovic	57.7 (26)	1990-93

Most Field Goals Scored

Game	Scored
1. Mike Gillette	5
Minnesota, Nov. 5, 1988	
J.D. Carlson	5
Illinois, Nov. 10, 1990	
3. J.D. Carlson	4
at UCLA, Sept. 23, 1989	
Bob Bergeron	4
Illinois, Oct. 27, 1984	
Bob Wood	4
Stanford, Sept. 20, 1975	
Remy Hamilton	4
at Notre Dame, Sept. 10, 1994	
Remy Hamilton	4
Michigan State, Oct. 8, 1994	
Remy Hamilton	4
at Illinois, Oct. 22, 1994	
Jeff Del Verne	4
Notre Dame, Sept. 4, 1999	
Garrett Rivas	4
at Notre Dame, Sept. 11, 2004	

Season	Scored
1. Remy Hamilton	25
1994	
2. Remy Hamilton	19
1995	
Garrett Rivas	19
2004	
4. J.D. Carlson	19
2005	
5. Remy Hamilton	18
1996	
Mike Gillette	18
1988	
7. Jay Feely	17
1998	
Garrett Rivas	17
2006	
9. Mike Gillette	16
1985	
J.D. Carlson	16
1990	
11. Bob Bergeron	15
1983	
12. Kraig Baker	14
1997	
13. Bob Bergeron	13
1984	
J.D. Carlson	13
1989	
Hayden Epstein	13
2001	

Career	Scored
1. Garrett Rivas	64
2003-06	
2. Remy Hamilton	63
1993-96	
3. Mike Gillette	57
1985-88	
4. J.D. Carlson	39
1989-91	
5. Ali Haji-Sheikh	31
1979-82	
6. Bob Bergeron	29
1981-84	
7. Hayden Epstein	26
1998-01	
8. Mike Lantry	21
1972-74	
9. Jay Feely	20
1995-98	
10. Bob Wood	18
1975-76	
11. Peter Elezovic	15
1990-93	
Kraig Baker	15
1994-97	
Jeff Del Verne	15
1999-00	
14. Dana Coin	13
1969-71	
15. Tim Killian	12
1968-70	
Pat Moons	12
1985-86	

Consecutive F.G. Made

14 Remy Hamilton	1996
------------------	------

40-Yard Field Goals

Season

7 Ali Haji-Sheikh	1982
6 Jay Feely	1998
5 Remy Hamilton	1996
5 J.D. Carlson	1989
4 Mike Gillette	1987
4 Mike Gillette	1988
4 Bob Bergeron	1983
4 Bob Bergeron	1984
4 Hayden Epstein	2001
4 Garrett Rivas	2004

Career

13 Mike Gillette	1985-88
13 Garrett Rivas	2003-06
11 J.D. Carlson	1989-91
11 Ali Haji-Sheikh	1979-82
10 Remy Hamilton	1993-96
8 Bob Bergeron	1981-84
8 Hayden Epstein	1998-01
7 Jay Feely	1995-98
6 Bob Wood	1975-76

Most Field Goals Attempted

Game	Attempted
1. Tim Killian	5
Ohio State, Nov. 22, 1969	
Bob Wood	5
Stanford, Sept. 20, 1975	
Bob Bergeron	5
Illinois, Oct. 27, 1984	
Mike Gillette	5
Miami (Fla.), Sept. 17, 1988	
Mike Gillette	5
Minnesota, Nov. 5, 1988	
J.D. Carlson	5
Illinois, Nov. 10, 1990	
Remy Hamilton	5
at Notre Dame, Sept. 10, 1994	
Remy Hamilton	5
at Illinois, Oct. 22, 1994	
Jeff Del Verne	5
Notre Dame, Sept. 4, 1999	
Garrett Rivas	5
at Purdue, Oct. 23, 2004	

Season	Attempted
1. Remy Hamilton	30
1994	
2. Mike Gillette	27
1988	
Remy Hamilton	27
1995	
4. J.D. Carlson	26
1990	
Garrett Rivas	26
2005	
6. Remy Hamilton	24
1996	
Garrett Rivas	24
2004	
8. Mike Gillette	23
1985	
9. Jay Feely	21
1998	
10. Mike Lantry	20
1974	
Hayden Epstein	20
2001	
Garrett Rivas	20
2006	
13. Kraig Baker	19
1997	
14. J.D. Carlson	18
1991	
15. Ali Haji-Sheikh	17
1980	
Bob Bergeron	17
1983	

Career	Attempted
1. Remy Hamilton	82
1993-96	
Garrett Rivas	82
2003-06	
3. Mike Gillette	81
1985-88	
4. J.D. Carlson	57
1989-91	
5. Ali Haji-Sheikh	52
1979-82	
6. Mike Lantry	47
1972-74	
7. Hayden Epstein	42
1998-01	
8. Bob Bergeron	35
1981-84	
9. Dana Coin	27
1969-71	
10. Bob Wood	26
1975-76	
Peter Elezovic	26
1990-93	
Jay Feely	26
1995-98	
13. Tim Killian	25
1968-70	
Gregg Willner	25
1977-78	

50-Yard Field Goals

Career

4 Hayden Epstein	1998-01
3 Bob Bergeron	1987-84
2 Mike Gillette	1985-88
2 J.D. Carlson	1989-91
2 Mike Lantry	1972-74
2 Jay Feely	1995-98

Kick Scoring



Ali-Haji Sheikh



Garrett Rivas



J.D. Carlson

Most Point-After-Touchdown, No Misses

Game

1. Ali-Haji Sheikh.....10
Illinois, Nov. 7, 1981

Most Consecutive Point After Touchdowns

Career

1. J.D. Carlson 126 1988-91
2. Ali Haji-Sheikh 76 1979-82
3. Mike Gillette 66 1985-88
4. Dana Coin 55 1969-71
5. Hayden Epstein 45 1998-01

Highest PAT Conversion Percentage

Season (Min. 25 attempts)

1. Dana Coin 100.0 (55) 1971
- J.D. Carlson 100.0 (52) 1991
- J.D. Carlson 100.0 (47) 1990
- Ali Haji-Sheikh 100.0 (41) 1982
- Ali Haji-Sheikh 100.0 (35) 1981
- Rick Sygar 100.0 (32) 1966
- Hayden Epstein 100.0 (37) 2001
- Mike Gillette 100.0 (26) 1986
8. Garrett Rivas 98.0 (51) 2003
9. Gregg Willner 97.9 (48) 1978
10. Mike Lantry 97.7 (43) 1973
11. Jay Feely 97.6 (41) 1998

Career (Min. 50 attempts)

1. J.D. Carlson 98.6 (139) 1989-91
2. Rick Sygar 98.1 (53) 1964-66
3. Mike Gillette 97.7 (133) 1985-88
4. Ali Haji-Sheikh 97.5 (120) 1979-82
5. Dana Coin 97.2 (72) 1969-71
6. Gregg Willner 96.9 (97) 1977-78
7. Hayden Epstein 96.6 (88) 1998-01
8. Peter Elezovic 95.8 (96) 1990-93
9. Garrett Rivas 94.7 (171) 2003-06
10. Bob Wood 94.6 (92) 1975-76
11. Mike Lantry 94.2 (120) 1972-74
12. Remy Hamilton 93.8 (97) 1993-96

Most Point-After-Touchdowns Scored

Game	Score
1. Ali-Haji Sheikh.....10 Illinois, Nov. 7, 1981	10
2. Jim Brieske.....9 Pittsburgh, Oct. 11, 1947	9
Dana Coin9 Iowa, Nov. 6, 1971	9
Bob Wood9 Navy, Sept. 25, 1976	9
Gregg Willner.....9 Northwestern, Nov. 5, 1977	9
Mike Gillette.....9 Illinois, Nov. 1, 1986	9

Season	Score
1. Dana Coin 55 1971	55
Bob Wood 55 1976	55
3. Jim Brieske 52 1947	52
J.D. Carlson 52 1991	52
Peter Elezovic 52 1992	52
6. Garrett Rivas 50 2003	50
7. Gregg Willner 47 1978	47
J.D. Carlson 47 1990	47
9. Mike Lantry 42 1973	42
Gregg Willner 42 1977	42
Garrett Rivas 42 2006	42
12. Ali Haji-Sheikh 41 1982	41

Career	Score
1. Garrett Rivas 162 2003-06	162
2. J.D. Carlson 137 1989-91	137
3. Mike Gillette 130 1985-88	130
4. Ali Haji-Sheikh 117 1979-82	117
5. Mike Lantry 113 1972-74	113
6. Jim Brieske 107 1942-47	107
7. Gregg Willner 94 1977-78	94
8. Peter Elezovic 92 1990-93	92
9. Remy Hamilton 91 1993-96	91
10. Bob Wood 87 1975-76	87

Most Point-After-Touchdowns Attempted

Season	Attempts
1. Bob Wood 57 1976	57
Jim Brieske 57 1947	57
3. Dana Coin 55 1971	55
Peter Elezovic 55 1992	55
5. J.D. Carlson 52 1991	52
6. Garrett Rivas 51 2003	51
7. Gregg Willner 48 1978	48
8. J.D. Carlson 47 1990	47
9. Gregg Willner 44 1977	44
Garrett Rivas 44 2006	44
11. Mike Lantry 43 1973	43

Career	Attempts
1. Garrett Rivas 171 2003-06	171
2. J.D. Carlson 139 1989-91	139
3. Mike Gillette 133 1985-88	133
4. Jim Brieske 120 1942-47	120
Mike Lantry 120 1972-74	120
Ali Haji-Sheikh 120 1979-82	120
7. Gregg Willner 97 1977-78	97
Remy Hamilton 97 1993-96	97
9. Peter Elezovic 96 1990-93	96
10. Bob Wood 92 1975-76	92

Famous Michigan Field Goals (Since 1914)

Date	Qtr/Time	Opponent	Distance	Kicker	Result
Oct. 17, 1914	4th	at Michigan State	25	Splawn	Michigan wins, 3-0
Nov. 20, 1920	2nd	at Minnesota	30	Steketee	Michigan wins, 3-0
Oct. 29, 1921	2nd	at Illinois		Steketee	Michigan wins, 3-0
Oct. 21, 1922	1st	at Ohio State	11	Goebel	1st points scored in Ohio Stadium
Oct. 13, 1923	2nd	Vanderbilt	11	Blott	M wins 3-0, halts V and 21-g UB strk.
Oct. 24, 1925	2nd	at Illinois	15	Friedman	M wins 3-0 to avenge 1924 loss
Nov. 3, 1928	1st	Illinois	25	Gembis	1st Michigan field goal in 'M' Stadium
Nov. 17, 1928	N/A	Michigan State	21	Hughes	Michigan wins, 3-0
Nov. 19, 1932	2nd	at Minnesota	15	Newman	M wins 3-0 to become BT and Natl C.
Sept. 23, 1967	4th/0:11	Duke	27	Titas	Michigan wins, 10-7
Nov. 13, 1971	4th/0:26	at Purdue	25	Coin	Michigan wins, 20-17
Nov. 18, 1972	4th/1:00	Purdue	30	Lantry	Michigan wins, 9-6
Sept. 22, 1973	2nd/14:51	Stanford	50	Lantry	1st 50-yd FG in Michigan history
Sept. 20, 1975	4th/1:36	Stanford	42	Wood	Michigan ties, 19-19
Oct. 22, 1983	4th/0:08	Iowa	45	Bergeron	Michigan wins 16-13
Oct. 18, 1986	4th/0:00	Iowa	34	Gillette	M wins battle of unbeatens, 20-17
Sept. 23, 1989	4th/0:01	at UCLA	24	Carlson	Michigan wins, 24-23
Nov. 24, 1990	4th/0:00	at Ohio State	37	Carlson	M wins, 16-13 to tie for Big Ten title
Nov. 14, 1992	4th/0:16	Illinois	39	Elezovic	22-22 tie earns Rose Bowl berth
Sept. 10, 1994	4th/0:00	at Notre Dame	42	Hamilton	Michigan wins, 26-24
Aug. 31, 2002	4th/0:00	Washington	44	Brabbs	Michigan wins, 31-29
Oct. 10, 2003	4th, 0:47	at Minnesota	33	Rivas	U-M scores 31 points in 4th to win 38-35
Oct. 1, 2005	OT	at Michigan State	35	Rivas	U-M wins 34-31 in overtime





Total Returns

Most Returns

Game	Season	Career
1. Steve Breaston 11 vs. Nebraska (Alamo), Dec. 28, 2005	1. Steve Breaston 54 2003	1. Steve Breaston 208 2003-06
2. Julius Curry 10 Utah, Sept. 21, 2002	2. Steve Breaston 52 2004	2. Anthony Carter 144 1979-82
3. Gil Chapman 8 Tulane, Sept. 30, 1972	Steve Breaston 52 2005	3. John Kolesar 80 1985-88
Brian Carpenter 8	4. Steve Breaston 50 2006	4. Tripp Welborne 76 1987-90
Notre Dame, Sept. 19, 1981	5. Charles Woodson 44 1997	Mercury Hayes 76 1992-95
Todd Howard 8	6. Jim Smith 40 1976	6. Gil Chapman 72 1972-74
vs. Tennessee, Jan. 1, 2002	7. Anthony Carter 39 1980	7. Gene Derricotte 69 1944-48
on seven occasions	8. Evan Cooper 39 1983	Desmond Howard 69 1989-91
Last: Steve Breaston 7	9. Anthony Carter 37 1979	Derrick Alexander 69 1989-93
vs. Ball State, Nov. 4, 2006	10. Tripp Welborne 35 1989	Charles Woodson 69 1995-97
	11. George Hoey 33 1968	11. Jim Smith 68 1973-76
	Anthony Carter 33 1982	
	Desmond Howard 33 1991	

Highest Average Yards Per Return

Game (Min. 3 returns)	Season (Min. 15 returns)	Career (Min. 40 returns)
1. Tom Harmon 46.0 at California, Sept. 28, 1940	1. Seth Smith 26.00 1994	1. Desmond Howard 22.43 1989-91
2. Desmond Howard 45.0 Michigan State, Oct. 13, 1990	2. Desmond Howard 24.30 1990	2. Jamie Morris 20.23 1984-87
3. Dave Raimey 41.3 Ohio State, Nov. 25, 1961	3. Jamie Morris 21.33 1986	3. Anthony Carter 17.43 1979-82
4. Thom Darden 40.3 UCLA, Sept. 25, 1971	4. Desmond Howard 21.03 1991	4. Tom Harmon 17.42 1938-40
5. Terry Barr 37.7 Army, Oct. 8, 1955	5. Gene Derricotte 20.88 1947	5. George Hoey 17.33 1967-68
Anthony Carter 37.7 at Notre Dame, Sept. 18, 1982	6. Jim Pace 20.13 1956	6. Ron Johnson 17.27 1966-68
	7. Mercury Hayes 20.00 1994	Steve Breaston 17.27 2003-06
	8. Todd Howard 19.54 2001	8. Derrick Alexander 16.88 1989-93
	9. Steve Breaston 19.27 2005	9. Dave Raimey 16.48 1960-62
		10. Tony Branoff 16.22 1952-55

Most Yards Returned

Game	Season	Career
1. Steve Breaston 223 vs. Texas (Rose Bowl), Jan. 1, 2005	1. Steve Breaston 1,002 2005	1. Steve Breaston 3,592 2003-06
2. Steve Breaston 218 vs. Nebraska (Alamo), Dec. 28, 2005	2. Steve Breaston 981 2004	2. Anthony Carter 2,510 1979-82
3. Steve Breaston 185 vs. Minnesota, Oct. 8, 2005	3. Steve Breaston 810 2003	3. Desmond Howard 1,548 1989-91
4. Tom Harmon 184 at California, Sept. 28, 1940	4. Steve Breaston 799 2006	4. Mercury Hayes 1,168 1992-95
5. Steve Breaston 156 vs. Penn State, Oct. 15, 2005	5. Desmond Howard 694 1991	5. Derrick Alexander 1,165 1989-93
	6. Anthony Carter 650 1979	6. Gil Chapman 1,104 1972-74
	7. Anthony Carter 630 1982	7. Jamie Morris 1,052 1984-87
	8. Anthony Carter 602 1981	8. John Kolesar 977 1985-88
	9. Jim Smith 601 1976	9. Gene Derricotte 951 1944-48
	10. Anthony Carter 592 1980	10. Tripp Welborne 826 1987-90

Most Touchdowns Returned

Game	Season	Career
1. Tom Harmon 2 at California, Sept. 28, 1940	1. Gene Derricotte 3 1947	1. Steve Breaston 5 2003-06
	2. 14 times 2 2003	2. Gene Derricotte 4 1944-48
	Last: Jeremy LeSueur	Dave Brown 4 1972-74
	Steve Breaston	Derrick Alexander 4 1989-93
		5. Tom Harmon 3 1938-40
		Gil Chapman 3 1972-74
		Desmond Howard 3 1989-91

Returns for Touchdowns (Since 1948)

Yards	Type	Player	Opponent	Year	Yards	Type	Player	Opponent	Year
100	Kickoff Return	Seth Smith	Wisconsin	1994	51	Punt Return	Barry Pierson	Wisconsin	1969
99	Kickoff Return	Tyrone Wheatley	Houston	1992	51	Interception	William Peterson	Eastern Michigan	1998
99	Kickoff Return	Dennis Fitzgerald	at Michigan State	1960	50	Interception	Mike Jolly	Texas A&M	1977
95	Kickoff Return	Desmond Howard	Michigan State	1990	50	Interception	Lance Dottin	at Boston College	1991
95	Kickoff Return	Steve Breaston	Minnesota	2005	50	Interception	Dan Parks	at Northwestern	1968
93	Punt Return	Desmond Howard	Ohio State	1991	50	Interception	Julius Curry	at Ohio State	2000
93	Kickoff Return	Desmond Howard	at Boston College	1991	49	Punt Return	Gil Chapman	Tulane	1972
92	Interception	Ken Tureaud	UCLA	1961	48	Punt Return	Derrick Alexander	at Penn State	1993
92	Interception	Thom Darden	UCLA	1971	46	Interception	Ian Huff	vs. Arkansas	1999
90	Kick Return	Dave Raimey	Ohio State	1961	44	Interception	Marty Pugh	at Duke	1968
88	Punt Return	David Brown	Colorado	1974	43	Interception	Clarence Thompson	North Carolina St.	1993
88	Interception	Ernest Shazor	Miami (Ohio)	2004	43	Interception	Andre Weathers	Ohio State	1997
85	Kickoff Return	Tony Boles	Purdue	1989	43	Punt Return	Marlin Jackson	at Wisconsin	2001
84	Punt Return	Gilvanni Johnson	at Minnesota	1985	42	Interception	Gary Prahst	at Michigan State	1958
83	Punt Return	Darrell Harper	at Minnesota	1959	41	Punt Return	Marquise Walker	Indiana	2000
83	Punt Return	Gil Chapman	Oregon	1973	40	Interception	Bruce Elliott	at Illinois	1969
83	Punt Return	David Brown	Navy	1972	40	Interception	Tom Seabron	Northwestern	1975
83	Fumble Recovery	Leon Hall	at Northwestern	2005	36	Interception	Chuck Winters	Miami (Ohio)	1995
83	Punt Return	Steve Breaston	at Indiana	2006	34	Interception	Bennie McRae	Duke	1961
82	Punt Return	Terry Barr	Army	1955	34	Interception	Jacob Stewart	at Minnesota	2003
81	Interception	Mike Rotunno	Missouri	1955	33	Interception	Gary Prahst	at Northwestern	1958
80	Punt Return	Derrick Alexander	Michigan State	1992	32	Interception	Harry Allis	Indiana	1950
79	Punt Return	Derrick Alexander	North Carolina St.	1993	32	Interception	Randy Logan	Tulane	1972
78	Punt Return	Anthony Carter	Northwestern	1979	32	Interception	Anthony Jordan	Eastern Michigan	1998
78	Punt Return	Charles Woodson	Ohio State	1997	31	Punt Return	Marty Huff	Vanderbilt	1969
78	Missed FG Return	Jeremy LeSueur	at Oregon	2003	31	Interception	Prescott Burgess	at Notre Dame	2006
76	Punt Return	Leon Hall	at Indiana	2004	30	Interception	Dominic Tedesco	at Purdue	1977
75	Punt Return	Lowell Perry	Minnesota	1951	29	Interception	Calvin O'Neal	Navy	1976
74	Punt Return	Steve Breaston	Illinois	2003	28	Punt Return	Anthony Williams	at Illinois	1995
73	Kickoff Return	Gil Chapman	at Illinois	1972	27	Interception	Martin Davis	Maryland	1990
72	Punt Return	Amani Toomer	at Illinois	1994	27	Interception	Garland Rivers	Wisconsin	1985
72	Punt Return	Anthony Carter	at Notre Dame	1982	27	Punt Return	Ron Kramer	Michigan State	1954
70	Punt Return	Derrick Alexander	at Indiana	1992	26	Interception	James Whitley	vs. Arkansas	1999
69	Punt Return	Steve Breaston	Indiana	2003	25	Interception	Grant Mason	at Iowa	2004
68	Interception	David Brown	Minnesota	1972	23	Punt Return	Harry Allis	Northwestern	1950
67	Punt Return	Tom Hendricks	Michigan State	1954	23	Interception	John Henderson	Northwestern	1963
67	Punt Return	Steve Breaston	Northwestern	2004	23	Interception	Dave Devich	Northwestern	1975
65	Punt Return	Jim Pace	Iowa	1957	22	Interception	Lance Dottin	Wisconsin	1989
64	Punt Return	Dick Sygar	Illinois	1966	19	Interception	Marlin Jackson	at Notre Dame	2002
62	Interception	Jerry Hartman	at Indiana	1968	17	Punt Return	Dwayne Ware	at Purdue	1990
60	Punt Return	George Hoey	at Illinois	1967	12	Interception	Max Pollock	Central Michigan	2006
60	Interception	Thom Darden	Indiana	1971	10	Punt Return	Dave Elliott	Virginia	1971
60	Interception	Jerry Zuver	Michigan State	1976	7	Punt Return	Dwayne Ware	Iowa	1990
60	Interception	Jeremy LeSueur	Indiana	2003	5	Fumble Recovery	Lawrence Reid	San Diego State	2004
56	Interception	Mike Shatusky	Georgia	1957	5	Fumble Recovery	Markus Curry	Purdue	2003
56	Punt Return	Amani Toomer	at Indiana	1995	2	Punt Return	Edward Hood	at Michigan State	1985
54	Interception	Keith Bostic	at Northwestern	1982	0	Fumble Recovery	Tony Branoff	Illinois	1952
54	Punt Return	Dave Raimey	at Illinois	1961	0	Punt Return	Anton Molsen	at Ohio State	1950
54	Fumble Return	LaMarr Woodley	at Notre Dame	2006	0	Fumble Recovery	Dave Rafter	at Northwestern	1971
53	Punt Return	David Brown	at Michigan State	1973	0	Punt Return	Roy Manning	at Iowa	2001

Kickoff Returns

Most Returns

Game	Season	Career
1. Todd Howard 8 vs. Tennessee, Jan. 1, 2002	1. Steve Breaston 28 2004	1. Steve Breaston 81 2003-06
2. Jeremy LeSueur 6 vs. Iowa, Oct. 26, 2002	2. Ron Johnson 26 1967	2. Anthony Carter 63 1979-82
Steve Breaston 6 vs. Texas (Rose Bowl), Jan. 1, 2005	Jeremy LeSueur 26 2002	3. Mercury Hayes 53 1992-95
4. Glenn Doughty 5 at Michigan State, Oct. 18, 1969	4. Steve Breaston 23 2005	4. Jamie Morris 52 1984-87
Ron Johnson 5 Michigan State, Oct. 14, 1967	5. Todd Howard 22 2001	5. Desmond Howard 45 1989-91
Seth Smith 5 at Ohio State, Nov. 19, 1994	6. Steve Breaston 21 2006	6. Ron Johnson 40 1966-68
Justin Fargas 5 Syracuse, Sept. 12, 1998	7. Anthony Carter 19 1979	7. Jeremy LeSueur 35 2000-03
Anthony Thomas 5 at Ohio State, Nov. 21, 1998	Seth Smith 19 1994	8. Tyrone Wheatley 31 1991-94
Anthony Thomas 5 at Michigan State, Oct. 9, 1999	9. Mercury Hayes 18 1995	Anthony Thomas 31 1997-00
Todd Howard 5 at Iowa, Oct. 27, 2001	10. Desmond Howard 17 1990	10. Clarence Williams 30 1995-98
Steve Breaston 5 Minnesota, Oct. 8, 2005	11. Jamie Morris 16 1984	11. Derrick Alexander 27 1989-93
	Mercury Hayes 16 1994	Walter Cross 27 1998-00
	Justin Fargas 16 1998	
	14. Jim Smith 15 1976	
	Anthony Carter 15 1980	
	Anthony Carter 15 1981	
	Jamie Morris 15 1986	
	Desmond Howard 15 1991	

Most Yards Returned

Game	Season	Career
1. Steve Breaston 221 vs. Texas (Rose Bowl), Jan. 1, 2005	1. Steve Breaston 689 2004	1. Steve Breaston 1,993 2003-06
2. Steve Breaston 186 Minnesota, Oct. 8, 2005	2. Steve Breaston 646 2005	2. Anthony Carter 1,606 1979-82
3. Steve Breaston 146 vs. Nebraska (Alamo), Dec. 28, 2005	3. Jeremy LeSueur 583 2002	3. Desmond Howard 1,211 1989-91
4. Grant Mason 136 at Indiana, Oct. 2, 2004	4. Desmond Howard 504 1990	4. Jamie Morris 1,052 1984-87
5. Desmond Howard 135 Michigan State, Oct. 13, 1990	5. Ron Johnson 498 1967	5. Mercury Hayes 999 1992-95
	6. Seth Smith 472 1994	6. Jeremy LeSueur 772 2000-03
	7. Todd Howard 469 2001	7. Anthony Thomas 720 1997-99
	8. Steve Breaston 467 2006	8. Ron Johnson 687 1966-68
	9. Anthony Carter 427 1980	9. Tyrone Wheatley 673 1991-94
	10. Anthony Carter 413 1979	10. Gil Chapman 640 1972-74
	11. Desmond Howard 412 1991	
	12. Anthony Carter 406 1981	

Highest Average Yards Per Kickoff Return

Game (Min. 2 returns)	Season (Min. 10 returns)	Career (Min. 20 returns)
1. Gil Chapman 62.5 at Illinois, Oct. 21, 1972	1. Dave Raimey 30.8 1961	1. Desmond Howard 26.9 1989-91
Seth Smith 62.5 Wisconsin, Oct. 29, 1994	2. Desmond Howard 29.6 1990	2. Anthony Carter 26.3 1979-82
3. Tony Boles 52.5 Purdue, Nov. 4, 1989	3. Anthony Carter 28.5 1980	3. Tony Boles 25.6 1987-89
4. Anthony Carter 49.0 at Notre Dame, Sept. 20, 1980	4. Tony Boles 28.2 1989	4. Gil Chapman 24.7 1972-74
5. Grant Mason 45.3 at Indiana, Oct. 2, 2004	5. Steve Breaston 28.1 2005	5. Steve Breaston 24.6 2003-06
	6. Derrick Alexander 27.8 1990	6. Dave Raimey 24.1 1960-62
	7. Desmond Howard 27.5 1991	7. Derrick Alexander 23.4 1989-93
	8. Anthony Carter 27.1 1981	8. Anthony Thomas 23.2 1997-00
	9. Seth Smith 26.0 1994	9. Walter Cross 22.1 1998-00
	10. Anthony Carter 25.7 1982	Jeremy LeSueur 22.1 2000-03



Anthony Carter



Steve Breaston

Most Kickoffs Returned for Touchdown

Season	Career
1. Desmond Howard 1 1990	1. Desmond Howard 2 1989-91
Desmond Howard 1 1991	
John Garrells 1 1906	
Tom Harmon 1 1940	
Chuck Ortmann 1 1949	
Dennis Fitzgerald 1 1960	
Dave Raimey 1 1961	
Gil Chapman 1 1972	
Tony Boles 1 1989	
Tyrone Wheatley 1 1992	
Seth Smith 1 1994	
Steve Breaston 1 2005	

Kickoff Returns for Touchdown (Since 1948)

Yards	Player	Opponent	Date
100	Seth Smith	Wisconsin	Oct. 29, 1994
99	Tyrone Wheatley	Houston	Sept. 26, 1992
99	Dennis Fitzgerald	at Michigan State	Oct. 1, 1960
95	Desmond Howard	Michigan State	Oct. 13, 1990
95	Steve Breaston	Minnesota	Oct. 8, 2005
93	Desmond Howard	at Boston College	Sept. 7, 1991
90	Dave Raimey	Ohio State	Nov. 25, 1961
85	Tony Boles	Purdue	Nov. 4, 1989
73	Gil Chapman	at Illinois	Oct. 21, 1972



Punt Returns

Most Returns

Game	Season	Player	Returns
1. Steve Breaston 9	1. Steve Breaston	45	2003
Wisconsin, Sept. 23, 2006	2. Charles Woodson	33	1997
2. Brian Carpenter 8	3. Tripp Welborne	32	1989
Notre Dame, Sept. 19, 1981	4. Evan Cooper	31	1983
Julius Curry 8	5. Tripp Welborne	31	1990
Utah, Sept. 21, 2002	6. Steve Breaston	29	2005
4. Tom Kuzma 7	Steve Breaston	29	2006
Iowa, Oct. 4, 1941	8. Mike Jolly	28	1978
Gil Chapman 7	Julius Curry	28	2002
Tulane, Sept. 30, 1972	10. Ronald Bellamy	27	2000
Jim Smith 7	11. Bruce Elliott	26	1971
at Ohio State, Nov. 20, 1976	Jim Smith	26	1975
Anthony Carter 7	Derrick Alexander	26	1992
vs. UCLA, Dec. 31, 1981			
Evan Cooper 7			
Northwestern, Oct. 15, 1983			
Julius Curry 7			
Illinois, Sept. 29, 2001			
Marquise Walker 7			
Purdue, Oct. 13, 2001			

Most Yards Returned

Game	Season	Player	Yards
1. George Hoey 140	1. Steve Breaston	619	2003
at Minnesota, Oct. 28, 1967	2. Tripp Welborne	455	1990
2. Marquise Walker 127	3. Gene Derricotte	396	1947
Purdue, Oct. 13, 2001	4. Derrick Alexander	371	1992
3. Tripp Welborne 117	5. Steve Breaston	356	2005
at Indiana, Oct. 27, 1990	6. Evan Cooper	344	1983
4. Steve Breaston 116	7. Steve Breaston	332	2006
Wisconsin, Sept. 23, 2006	8. Jim Smith	313	1976
5. Steve Breaston 112	9. Julius Curry	302	2002
Northwestern, Nov. 13, 2004	10. Charles Woodson	301	1997

Punt Returns for Touchdown (Since 1948)

Yards	Player	Opponent	Date
93	Desmond Howard	Ohio State	Nov. 23, 1991
88	David Brown	Colorado	Sept. 21, 1974
84	Gilvanni Johnson	at Minnesota	Nov. 16, 1985
83	Darrell Harper	at Minnesota	Oct. 24, 1959
83	Gil Chapman	Oregon	Oct. 6, 1973
83	David Brown	Navy	Oct. 7, 1972
83	Steve Breaston	at Indiana	Nov. 11, 2006
82	Terry Barr	Army	Oct. 8, 1955
80	Derrick Alexander	Michigan State	Oct. 10, 1992
79	Derrick Alexander	North Carolina State	Jan. 1, 1994
78	Anthony Carter	Northwestern	Sept. 8, 1979
78	Charles Woodson	Ohio State	Nov. 22, 1997
76	Leon Hall	at Indiana	Oct. 2, 2004
75	Lowell Perry	Minnesota	Oct. 27, 1951
74	Steve Breaston	Illinois	Oct. 18, 2003
72	Amani Toomer	at Illinois	Oct. 22, 1994
72	Anthony Carter	at Notre Dame	Sept. 18, 1982
70	Derrick Alexander	at Indiana	Oct. 17, 1992
69	Steve Breaston	Indiana	Sept. 27, 2003
67	Tom Hendricks	Michigan State	Nov. 13, 1954
67	Steve Breaston	Northwestern	Nov. 13, 2004
65	Jim Pace	Iowa	Nov. 2, 1957
64	Dick Sygar	Illinois	Nov. 5, 1966
60	George Hoey	at Illinois	Nov. 11, 1967
57	Rick Sygar	Minnesota	Oct. 22, 1966
56	Amani Toomer	at Indiana	Oct. 21, 1995
54	Dave Raimey	at Illinois	Nov. 11, 1961
53	David Brown	at Michigan State	Oct. 13, 1973
51	Barry Pierson	Wisconsin	Nov. 1, 1969
49	Gil Chapman	Tulane	Sept. 30, 1972
48	Derrick Alexander	at Penn State	Oct. 16, 1993
43	Marlin Jackson	at Wisconsin	Nov. 17, 2001
41	Marquise Walker	Indiana	Oct. 14, 2000
31	Marty Huff	Vanderbilt	Sept. 20, 1969
28	Anthony Williams	at Illinois	Sept. 2, 1995
26	Ron Kramer	Michigan State	Nov. 13, 1954
23	Harry Allis	Northwestern	Nov. 18, 1950
17	Dwayne Ware	at Purdue	Nov. 3, 1990
10	Dave Elliott	Virginia	Sept. 18, 1971
7	Dwayne Ware	Iowa	Oct. 20, 1990
1	Edward Hood	at Michigan State	Oct. 12, 1985
0	Anton Momsen	at Ohio State	Nov. 25, 1950
0	Roy Manning	at Iowa	Oct. 27, 2000

Highest Average Yards Per Punt Return

Game (Min. 2 returns)

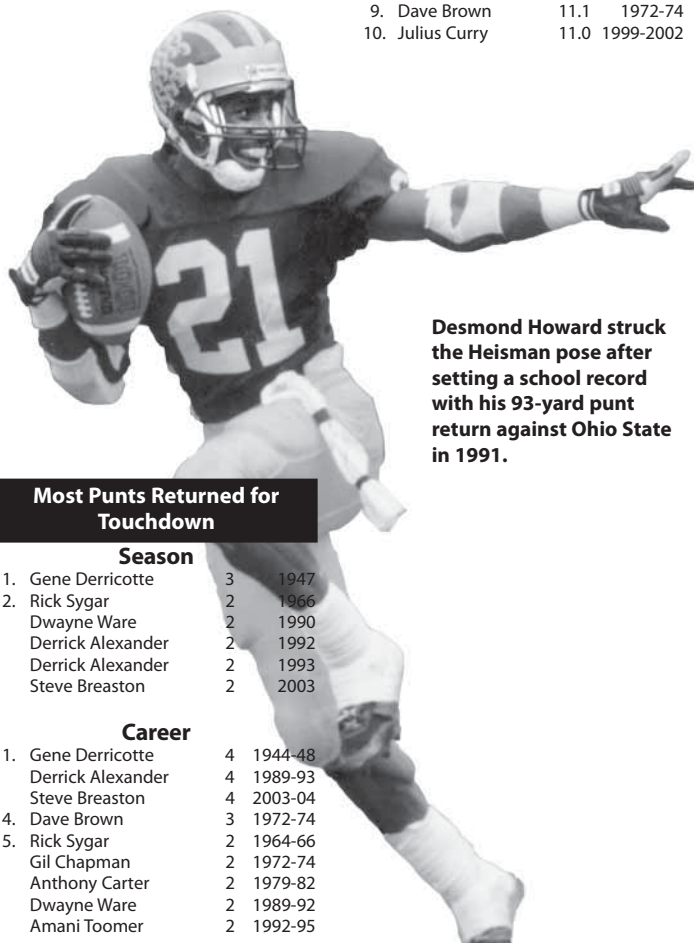
1. George Hoey 49.5
Navy, Oct. 5, 1968
2. Darrell Harper 48.0
at Minnesota, Oct. 24, 1959
3. Terry Barr 47.0
Army, Oct. 8, 1955
4. Gil Chapman 46.0
Oregon, Oct. 6, 1973
5. Barry Pierson 41.5
Missouri, Oct. 1, 1969

Season (Min. 15 returns)

1. Desmond Howard 15.7 1991
2. Terry Barr 14.8 1955
3. Tripp Welborne 14.7 1990
4. Derrick Alexander 14.3 1992
5. Anthony Carter 14.2 1982
6. Barry Pierson 14.0 1969
7. Gene Derricotte 13.9 1946
8. Steve Breaston 13.8 2003
9. Anthony Carter 13.3 1979
10. Jim Smith 12.5 1976
11. Steve Breaston 12.3 2005

Career (Min. 30 returns)

1. George Hoey 17.3 1967-68
2. Gene Derricotte 13.7 1944-48
3. Derrick Alexander 12.7 1989-93
4. Steve Breaston 12.6 2003-06
5. Wally Teninga 11.7 1945-49
6. Tripp Welborne 11.5 1987-90
7. Rick Sygar 11.3 1964-66
8. Anthony Carter 11.2 1979-82
9. Dave Brown 11.1 1972-74
10. Julius Curry 11.0 1999-2002



Desmond Howard struck the Heisman pose after setting a school record with his 93-yard punt return against Ohio State in 1991.

Most Punts Returned for Touchdown

Season	Player	Returns
1. Gene Derricotte 3 1947		
2. Rick Sygar 2 1966		
Dwayne Ware 2 1990		
Derrick Alexander 2 1992		
Derrick Alexander 2 1993		
Steve Breaston 2 2003		

Career	Player	Returns
1. Gene Derricotte 4 1944-48		
Derrick Alexander 4 1989-93		
Steve Breaston 4 2003-04		
4. Dave Brown 3 1972-74		
5. Rick Sygar 2 1964-66		
Gil Chapman 2 1972-74		
Anthony Carter 2 1979-82		
Dwayne Ware 2 1989-92		
Amani Toomer 2 1992-95		


Tackles



Calvin O'Neal



Mike Boren



Ron Simpkins

Most Double Digit Tackle Games

Season (since 1965)

1.	Ron Simpkins	10	1977
2.	Ron Simpkins	9	1978
	Mike Boren	9	1981
4.	Tom Kee	8	1972
	Calvin O'Neal	8	1976
	Steve Morrison	8	1994
7.	Calvin O'Neal	7	1975
	Sam Sword	7	1998
	Paul Girgash	7	1981
10.	Dennis Morgan	6	1967
	Mike Taylor	6	1971
	Dave Devich	6	1975
	Curtis Greer	6	1979
	Ron Simpkins	6	1979
	Andy Cannavino	6	1979
	Andy Cannavino	6	1980
	Mike Boren	6	1982
	Andy Moeller	6	1986
	Jarrett Irons	6	1995

Career (since 1970)

1.	Ron Simpkins	25	1976-79
2.	Erick Anderson	19	1988-91
	Jarrett Irons	19	1993-96
4.	Mike Boren	17	1980-83
5.	Calvin O'Neal	16	1974-76
	Sam Sword	16	1995-98
7.	Andy Cannavino	15	1977-80
	Steve Morrison	15	1990-94
9.	Paul Girgash	14	1979-82
	Mike Mallory	14	1982-85
11.	Andy Moeller	12	1983-86
12.	Tom Kee	10	1970-72

Most Tackles

Game (since 1966)


1.	Calvin O'Neal	24	at Purdue, Nov. 6, 1976
2.	Tom Stincic	23	at Ohio State, Nov. 23, 1968
	Steve Morrison	23	Illinois, Nov. 14, 1992
4.	Dennis Morgan	21	North Carolina, Oct. 1, 1966
5.	Frank Nunley	20	Northwestern, Nov. 12, 1966
	Ron Simpkins	20	Ohio State, Nov. 19, 1977

Season (since 1966)

1.	Ron Simpkins	174	1977
2.	Mike Boren	171	1982
3.	Ron Simpkins	168	1978
	Andy Cannavino	168	1980
5.	Paul Girgash	157	1982
6.	Calvin O'Neal	153	1976
7.	Mike Boren	152	1981
8.	Calvin O'Neal	151	1975
8.	Andy Cannavino	151	1979
10.	Ron Simpkins	150	1979

Career (since 1966)

1.	Ron Simpkins	516	1976-79
2.	Jarrett Irons	440	1993-96
3.	Erick Anderson	428	1988-91
4.	Paul Girgash	414	1979-82
5.	Mike Mallory	396	1982-85
6.	Andy Cannavino	385	1977-80
7.	Calvin O'Neal	378	1974-76
8.	Sam Sword	377	1995-98
9.	Mike Boren	369	1980-83
10.	Steve Morrison	360	1990-94
11.	Greg Morton	336	1974-76
12.	Andy Moeller	326	1983-86
13.	Mike Taylor	316	1969-71
14.	Curtis Greer	313	1976-79
15.	Steve Strinko	297	1972-74



Steve Morrison



Sam Sword



Erick Anderson



Jarrett Irons


Tackles for Loss



Larry Foote



Chris Hutchinson



Glen Steele



Victor Hobson

Most Tackles For Loss

Game (since 1978)	
1. Larry Foote	7 (26) at Iowa, Oct. 27, 2001
2. Mark Messner	6 (26) Northwestern, Oct. 31, 1987
William Carr	6 (34) Minnesota, Oct. 28, 1995
Larry Foote	6 (15) at Washington, Sept. 8, 2001
5. Sam Sword	5 (15) Minnesota, Nov. 1, 1997
Shantee Orr	5 (28) at Michigan State, Nov. 3, 2001
7. Curtis Greer	4 (21) Kansas, Sept. 22, 1979
Jeff Akers	4 (18) at Iowa, Oct. 19, 1985
Mike Hammerstein	4 (24) Notre Dame, Sept. 14, 1985
Mark Messner	4 (21) Minnesota, Nov. 5, 1988
Trent Zenkewicz	4 (24) at Ohio State, Nov. 19, 1994
Jason Horn	4 (25) at Boston College, Sept. 16, 1995
David Bowens	4 (21) at Minnesota, Oct. 26, 1996
Glen Steele	4 (15) Colorado, Sept. 13, 1997
Glen Steele	4 (15) at Purdue, Nov. 9, 1996
William Carr	4 (14) Penn State, Nov. 16, 1996
James Hall	4 (27) vs. Arkansas, Jan. 1, 1999
Eric Wilson	4 (15) vs. Auburn, Jan. 1, 2001
Ernest Shazor	4 (17) Minnesota, Oct. 9, 2004
LaMarr Woodley	4 (7) vs. Texas (Rose Bowl), Jan. 1, 2005
LaMarr Woodley	4 (12) Penn State, Oct. 15, 2005
Rondell Biggs	4 (12) Vanderbilt, Sept. 2, 2006
David Harris	4 (25) at Ball State, Nov. 4, 2006

Season (since 1978)	
1. Mark Messner	26 1988
Larry Foote	26 2001
3. Mike Hammerstein	23 1985
Curtis Greer	23 1979
5. William Carr	21 1995
6. Mark Messner	20 1987
7. Jason Horn	18 1995
8. Victor Hobson	17 2002
9. LaMarr Woodley	16.5 2006
10. Henry Hill	16 1968
Trent Zenkewicz	16 1994
David Bowens	16 1996
James Hall	16 1998
LaMarr Woodley	16 2004
LaMarr Woodley	16 2005
David Harris	16 2006
17. Greg Morton	15 1975
Robert Thompson	15 1980
Robert Thompson	15 1982
Glen Steele	15 1996
William Carr	15 1996

Career (since 1978)	
1. Mark Messner	70 1985-88
2. LaMarr Woodley	52.5 2003-06
3. Curtis Greer	48 1976-79
4. Victor Hobson	47 1999-02
5. Glen Steele	45 1994-97
6. Larry Foote	44 1998-01
7. James Hall	40 1996-99
8. Jason Horn	39 1992-95
William Carr	39 1993-96
Sam Sword	39 1995-98
11. Chris Hutchinson	38 1989-92
Robert Thompson	38 1979-82
13. Mike Hammerstein	37 1981-85
14. Henry Hill	35 1968-70
15. Trent Zenkewicz	34 1992-95
16. Greg Morton	33 1974-76
Dhani Jones	33 1996-99

Tackles for Loss Yards

Season (since 1978)	
1. LaMarr Woodley	131 2006
2. Jason Horn	122 1995
3. Mark Messner	120 1985
4. Mike Hammerstein	112 1985
5. Curtis Greer	107 1979
6. Chris Hutchinson	103 1992
7. James Hall	101 1998
8. Mark Messner	100 1988
9. Phil Seymour	91 1970
10. Larry Foote	90 2001
11. David Bowens	89 1996
12. Mike Evans	85 1989
13. Mark Messner	84 1987

Career (since 1978)	
1. Mark Messner	376 1985-88
2. LaMarr Woodley	286 2003-06
3. Jason Horn	236 1992-95
4. Curtis Greer	234 1976-79
5. Chris Hutchinson	221 1989-92
James Hall	221 1996-99
7. Glen Steele	199 1995-97
8. Robert Thompson	184 1979-82
9. Mike Hammerstein	176 1981-85
10. Trent Zenkewicz	170 1992-95
11. Ron Simpkins	168 1976-79
12. Larry Foote	150 1998-01
13. Mike Evans	149 1988-91

Sacks



Mark Messner holds nearly all of Michigan's records for sacks and tackles for loss.

Most Sacks

Game (since 1978)	
1. Mark Messner.....	5 (25)
Northwestern, Oct. 31, 1987	
2. Robert Thompson.....	3 (21)
UCLA, Sept. 25, 1982	
Mike Hammerstein.....	3 (23)
Wisconsin, Sept. 22, 1984	
Mike Hammerstein.....	3 (22)
Notre Dame, Sept. 14, 1985	
Bobby Abrams.....	3 (20)
Maryland, Sept. 30, 1989	
Chris Hutchinson.....	3 (26)
Maryland, Sept. 29, 1990	
Brian Townsend.....	3 (21)
Indiana, Oct. 19, 1991	
Chris Hutchinson.....	3 (31)
at Indiana, Oct. 17, 1992	
Jason Horn.....	3 (22)
at Boston College, Sept. 16, 1995	
William Carr.....	3 (23)
Minnesota, Oct. 28, 1995	
David Bowens.....	3 (24)
Illinois, Aug. 31, 1996	
David Bowens.....	3 (20)
at Minnesota, Oct. 26, 1996	
Dan Rumishek.....	3 (23)
at Penn State, Oct. 6, 2001	
Larry Foote.....	3 (16)
at Iowa, Oct. 27, 2001	
Shantee Orr.....	3 (21)
at Michigan State, Nov. 3, 2001	

Season (since 1980)		
1. David Bowens	12	1996
LaMarr Woodley	12	2006
2. Mark Messner	11	1985
Chris Hutchinson	11	1992
Jason Horn	11	1995
James Hall	11	1998
7. Mark Messner	10	1987
8. Robert Thompson	9	1980
Robert Thompson	9	1982
Mike Hammerstein	9	1985
11. Mark Messner	8	1988
Mike Evans	8	1990
Martin Davis	8	1990
Sylvester Stanley	8	1993
Glen Steele	8	1995

Career (since 1980)		
1. Mark Messner	36	1985-88
2. James Hall	25	1996-99
3. Chris Hutchinson	24	1989-92
Jason Horn	24	1992-95
Glen Steele	24	1995-97
LaMarr Woodley	24	2003-06
7. Robert Thompson	19	1979-82
8. Mike Hammerstein	17	1981-85
Mike Evans	17	1988-91
10. Trent Zenkewicz	16	1992-95
David Bowens	16	1995-96
12. Sylvester Stanley	15	1989-93

Most Sack Yardage

Season (since 1980)		
1. LaMarr Woodley	119	2006
2. Chris Hutchinson	99	1992
3. Jason Horn	96	1995
4. Mark Messner	92	1985
5. James Hall	89	1998
6. Mike Evans	85	1989
7. David Bowens	79	1996
8. Matt Dyson	72	1992
9. Robert Thompson	66	1982
10. Mark Messner	65	1987
11. Mark Messner	64	1986
12. Sylvester Stanley	58	1993
13. LaMarr Woodley	57	2005

Career (since 1980)

1. Mark Messner	273	1985-88
2. LaMarr Woodley	224	2003-06
3. James Hall	189	1996-99
4. Chris Hutchinson	188	1989-92
5. Jason Horn	184	1992-95
6. Glen Steele	145	1995-97
7. Mike Evans	138	1988-91
8. Robert Thompson	129	1979-82
9. David Bowens	117	1995-96
10. Matt Dyson	114	1991-94
Trent Zenkewicz	114	1992-95
12. Mike Hammerstein	98	1981-85
13. Sylvester Stanley	96	1989-93

Fumbles Forced

Most Fumbles Forced

Game	
1. Jerry Hartman	3
vs. Indiana, Oct. 21, 1967	
2. Chuck Winters	2
vs. Penn State, Nov. 18, 1995	
Garland Rivers	2
vs. Wisconsin, Sept. 22, 1984	
Carlton Rose	2
vs. Purdue, Nov. 13, 1982	
Calvin O'Neal	2
vs. Michigan State, Oct. 11, 1975	
Mike Taylor	2
vs. Virginia, Sept. 18, 1971	
Norman Heuer	2
vs. Western Michigan, Sept. 7, 2002	

Season		
1. Mike Taylor	4	1971
LaMarr Woodley	4	2006
3. Chuck Winters	3	1995
Henry Hill	3	1968
Tom Seabron	3	1977
LaMarr Woodley	3	2005
James Whitley	3	1999
Julius Curry	3	2000
Ian Gold	3	1999
Dave Elliot	3	1974
Victor Hobson	3	2000
Josh Williams	3	1999
Pete Newell	3	1969
Norman Heuer	3	2002
Roy Manning	3	2004
LaMarr Woodley	3	2004
Jerry Hartman	3	1967
Carlton Rose	3	1982
19. Cato June	2	2001
Marlin Jackson	2	2002
Ernest Shazor	2	2002
Shantee Orr	2	2002
Ernest Shazor	2	2004
David Harris	2	2005
Prescott Burgess	2	2005
Pierre Woods	2	2005
Alan Branch	2	2006
Obi Oluigbo	2	2006
Shawn Crable	2	2006

Career		
1. LaMarr Woodley	10	2003-06
2. Henry Hill	6	1968-70
Mike Taylor	6	1969-71
3. Ernest Shazor	5	2002-04
Marlin Jackson	5	2001-04
4. Tom Seabron	4	1975-78
Jason Horn	4	1992-95
Dave Elliot	4	1971-74
Victor Hobson	4	1999-02
Jarrett Irons	4	1993-96
Mark Messner	4	1985-88
Carlton Rose	4	1980-83
Calvin O'Neal	4	1974-76
Josh Williams	4	1996-99
Cato June	4	1999-02
Pierre Woods	4	2002-05
Chuck Winters	4	1993-96
Jerry Hartman	4	1966-68
Julius Curry	4	1999-02




LaMarr Woodley

Fumble Recoveries

Most Fumble Recoveries


Game	Season	Career
1. Clarence Thompson.....2	1. Ron Simpkins 5 1977	1. Ron Simpkins 7 1976-79
vs. Colorado, Sept. 24, 1994	2. Butch Carpenter 4 1969	Mike Hammerstein 7 1981-85
John Milligan.....2	Keith Bostic 4 1982	Dominic Tedesco 7 1975-77
vs. Wisconsin, Oct. 3, 1987	Michael Keller 4 1971	4. Keith Bostic 6 1979-82
Kevin Brooks.....2	Dominic Tedesco 4 1977	Butch Carpenter 6 1969-71
vs. Brigham Young, Dec. 21, 1984	Walt Williamson 4 1973	Brian Townsend 6 1988-91
Cedric Coles.....2	LaMarr Woodley 4 2006	7. Glen Steele 5 1994-97
vs. Minnesota, Oct. 18, 1980	8. Clarence Thompson 3 1994	Mark Messner 5 1985-88
Michael Harden.....2	Brian Townsend 3 1991	James Grant 5 1986-89
vs. California, Sept. 29, 1979	Dennis Morgan 3 1967	Don Dufek 5 1973-75
Dominic Tedesco.....2	Dominic Tedesco 3 1976	5. 2003-06
vs. Michigan State, Oct. 8, 1977	Erick Anderson 3 1991	LaMarr Woodley 5 2003-06
Dominic Tedesco.....2	Carlton Rose 3 1983	13. T.J. Osman 4 1987-90
vs. Texas A&M, Oct. 1, 1977	Don Dufek 3 1975	Mike Mallory 4 1982-85
Richard Koschalk.....2	Michael Harden 3 1979	John Anderson 4 1975-77
vs. Baylor, Sept. 27, 1975	Norman Heuer 3 2000	Frederick Grambau 4 1969-72
Butch Carpenter.....2	Alan Branch 3 2006	Michael Keller 4 1969-71
vs. Purdue, Oct. 11, 1969	18. Julius Curry 2 2002	Cecil Pryor 4 1967-69
Frank Gusich.....2	Randy Logan 2 1972	Jarrett Irons 4 1993-96
vs. Michigan State, Oct. 18, 1969	Frank Gusich 2 1969	John Milligan 4 1987-90
Michael Keller.....2	David Folkertsma 2 1986	Robert Thompson 4 1979-82
vs. Minnesota, Oct. 23, 1971	Cato June 2 1999	Frank Gusich 4 1969-71
Frederick Grambau.....2	Brandent Englemon 2 2005	
vs. Indiana, Nov. 4, 1972	Leon Hall 2 2006	
Cecil Pryor.....2		
vs. Illinois, Nov. 9, 1968		
Tom Stincic.....2		
vs. Duke, Sept. 23, 1967		
Brandent Englemon2		
vs. Northern Illinois, Sept. 3, 2005		



LaMarr Woodley scooped up an Irish fumble and returned it 54 yards for a touchdown at Notre Dame on Sept. 16, 2006.

Most Fumble Return Yards

Game	Season	Career
1. Leon Hall.....83	1. Leon Hall 83 2005	1. Leon Hall 82 2003-05
at Northwestern, Oct. 29, 2005	2. LaMarr Woodley 54 2006	2. LaMarr Woodley 54 2003-06
2. LaMarr Woodley.....54	3. Tommy Hendricks 33 1998	3. Tommy Hendricks 33 1996-98
at Notre Dame, Sept. 16, 2006	4. Corwin Brown 24 1992	4. Corwin Brown 24 1989-92
3. Tommy Hendricks.....33	5. Shawn Lazarus 23 2001	5. Shawn Lazarus 23 1999-01
at Ohio State, Nov. 21, 1998	Philip Brabbs 23 2002	Philip Brabbs 23 2000-02
4. Corwin Brown.....24	7. Charles Woodson 8 1995	7. Charles Woodson 8 1995-96
at Indiana, Oct. 17, 1992	8. Steve Morrison 6 1992	8. Steve Morrison 6 1990-94
5. Shawn Lazarus.....23	Gannon Dudlar 6 1993	Gannon Dudlar 6 1990-93
at Penn State, Oct. 6, 2001	10. Rob Swett 5 1996	10. Rob Swett 5 1994-96
Philip Brabbs.....23	Lawrence Reid 5 2004	Lawrence Reid 5 2002-04
at Illinois, Sept. 28, 2002		



Leon Hall set a school record with his 83-yard fumble return for a touchdown at Northwestern on Oct. 29, 2005.

Interceptions

Most Interceptions

Game	Season	Career
1. 10 times, last, Andy Moeller.....3 at Wisconsin, Oct. 4, 1986	1. Tom Curtis 10 1968	1. Tom Curtis 25 1967-69
	2. Chuck Lentz 9 1949	2. Charles Woodson 18 1995-97
	3. Tom Curtis 8 1969	3. Wally Teninga 13 1945-49
	Charles Woodson 8 1997	4. Gene Derricotte 12 1944-48
	5. Tom Curtis 7 1967	Brad Cochran 12 1982-85
	Barry Pierson 7 1969	Leon Hall 12 2003-06
	7. Don Lund 6 1944	6. Rick Volk 11 1964-66
	Gene Derricotte 6 1946	Thom Darden 11 1969-71
	Don Oldham 6 1951	Vada Murray 11 1988-90
	Jerry Zuver 6 1976	DeWayne Patmon 11 1997-00
	Tony Jackson 6 1981	10. Charlie Lentz 10 1948-49
	Ivan Hicks 6 1985	Mike Jolly 10 1976-79
	Ty Law 6 1993	Keith Bostic 10 1979-82
	Todd Howard 6 2000	Evan Cooper 10 1980-83
		Lance Dottin 10 1988-91



Tom Curtis ranks among the NCAA's all-time leaders with 25 career interceptions.

Most Return Yards


Game	Season	Career
1. Tom Harmon.....95 Iowa, Oct. 14, 1939	1. Tom Curtis 182 1968	1. Tom Curtis 431 1967-69
2. Don Oldham.....92 Minnesota, Oct. 27, 1951	2. Thom Darden 163 1971	2. Thom Darden 224 1969-71
Ken Tureaud.....92	3. Tom Curtis 156 1969	3. Dave Brown 202 1972-74
UCLA, Sept. 30, 1961	4. Tony Jackson 121 1981	4. Don Oldham 181 1950-52
Thom Darden.....92	5. Don Oldham 119 1951	5. Bump Elliott 174 1946-47
UCLA, Sept. 25, 1971	Keith Bostic 119 1982	6. Marcus Ray 169 1995-98
5. Ernest Shazor.....88	7. Jerry Zuver 110 1976	7. Marty Huff 159 1968-70
Miami (Ohio), Sept. 4, 2004	8. Tony Branoff 98 1953	8. Mike Rotunno 152 1954-56
	9. Tom Curtis 93 1967	9. Tom Harmon 146 1938-40
	10. Ken Tureaud 92 1961	10. Tony Jackson 141 1978-81
	Ernest Shazor 92 2004	

Most Interception Returns for Touchdown

Season	Career
1. Thom Darden 2 1971	1. Thom Darden 2 1969-71
	Lance Dottin 2 1988-91

Interception Returns for Touchdown (Since 1948)

Yards	Player	Opponent	Date
92.....	Ken Tureaud	UCLA.....	Sept. 30, 1961
92.....	Thom Darden	UCLA.....	Sept. 25, 1971
88.....	Ernest Shazor	Miami (Ohio).....	Sept. 4, 2004
81.....	Mike Rotunno	Missouri.....	Sept. 24, 1955
68.....	David Brown	Minnesota.....	Oct. 28, 1972
62.....	Jerry Hartman	at Indiana.....	Oct. 19, 1968
60.....	Thom Darden	Indiana.....	Oct. 30, 1971
60.....	Jerry Zuver	Michigan State.....	Oct. 9, 1976
60.....	Jeremy LeSueur	Indiana.....	Sept. 27, 2003
56.....	Mike Shatusky	Georgia.....	Oct. 5, 1957
54.....	Keith Bostic	at Northwestern.....	Oct. 23, 1982
51.....	William Peterson	Eastern Michigan.....	Sept. 19, 1998
50.....	Mike Jolly	Texas A&M.....	Oct. 1, 1977
50.....	Lance Dottin	at Boston College.....	Sept. 7, 1991
50.....	Dan Parks	at Northwestern.....	Nov. 2, 1968
50.....	Julius Curry	at Ohio State.....	Nov. 18, 2000
46.....	Ian Gold	vs. Arkansas.....	Jan. 1, 1999
44.....	Marty Huff	at Duke.....	Sept. 28, 1968
43.....	Clarence Thompson	North Carolina St.....	Jan 1, 1994
43.....	Andre Weathers	Ohio State.....	Nov. 22, 1997
42.....	Gary Prahst	at Michigan State.....	Oct. 4, 1958
40.....	Bruce Elliott	at Illinois.....	Nov. 8, 1969
40.....	Tom Seabron	Northwestern.....	Oct. 18, 1975
36.....	Chuck Winters	Miami (Ohio).....	Sept. 30, 1995
34.....	Bennie McRae	Duke.....	Nov. 4, 1961
34.....	Jacob Stewart	at Minnesota.....	Oct. 10, 2003
33.....	Gary Prahst	at Northwestern.....	Oct. 18, 1958
31.....	Prescott Burgess	at Notre Dame.....	Sept. 16, 2006
32.....	Harry Allis	Indiana.....	Nov. 11, 1950
32.....	Randy Logan	Tulane.....	Sept. 30, 1972
32.....	Anthony Jordan	Eastern Michigan.....	Sept. 19, 1998
30.....	Dominic Tedesco	at Purdue.....	Nov. 12, 1977
29.....	Calvin O'Neal	Navy.....	Sept. 25, 1976
27.....	Martin Davis	Maryland.....	Sept. 29, 1990
27.....	Garland Rivers	Wisconsin.....	Oct. 5, 1985
26.....	James Whitley	vs. Arkansas.....	Jan. 1, 1999
25.....	Grant Mason	Iowa.....	Sept. 25, 2004
23.....	John Henderson	Northwestern.....	Nov. 2, 1963
23.....	Dave Devich	Northwestern.....	Oct. 18, 1975
22.....	Lance Dottin	Wisconsin.....	Oct. 7, 1989
19.....	Marlin Jackson	at Notre Dame.....	Sept. 14, 2002



One of the highlights of Charles Woodson's 1997 Heisman Trophy season was this spectacular one-handed interception at Michigan State. Woodson is U-M's season leader in PBU's and ranks second in career picks and PBU's.

Pass Breakups



Marlin Jackson



Marion Body



Charles Woodson



Ty Law

Most Passes Broken Up

Game	Count
1. Marlin Jackson 6	6
Washington, Aug. 31, 2002	
2. Thom Darden 5	5
Purdue, Oct. 11, 1969	
James Whitley 5	5
at Penn State, Nov. 13, 1999	
4. Marion Body 4	4
vs. UCLA, Jan. 1, 1983	
Charles Woodson 4	4
vs. Washington State, Jan. 1, 1998	
Todd Howard 4	4
vs. Purdue, Oct. 2, 1999	
Todd Howard 4	4
at Purdue, Oct. 7, 2000	
Todd Howard 4	4
at Michigan State, Nov. 3, 2001	
Leon Hall 4	4
at Illinois, Oct. 16, 2004	

Season	Count	Year
1. Marlin Jackson	18	2002
Leon Hall	18	2006
2. Charles Woodson	15	1996
4. Marion Body	14	1982
Alfie Burch	14	1993
Todd Howard	14	1999
7. Todd Howard	13	2000
Todd Howard	13	2001
9. Jeremy LeSueur	12	2003
Markus Curry	12	2003
11. Woodrow Hankins	11	1996
12. Thom Darden	10	1970
Marion Body	10	1980
Jerry Burgei	10	1982
Leon Hall	10	2004

Career	Count	Years
1. Leon Hall	43	2003-06
2. Todd Howard	41	1998-01
3. Marlin Jackson	34	2001-04
4. Charles Woodson	30	1995-97
5. James Whitley	28	1997-00
6. Jeremy LeSueur	27	2000-03
7. Marion Body	26	1979-82
8. Markus Curry	25	2001-04
9. Jarrett Irons	24	1993-96
10. Thom Darden	23	1969-71
11. Ty Law	19	1992-94
12. Dave Brown	18	1972-74
Dwight Hicks	18	1974-77
Larry Foote	18	1998-01
15. Brad Cochran	17	1983-85
Alfie Burch	17	1990-93
17. Mike Taylor	16	1969-71
Calvin O'Neal	16	1974-76
Mike Harden	16	1977-79



Leon Hall

Scoring

Most Points Scored


Game		Season		Career	
1. Ron Johnson	30	1. Desmond Howard	138	1. Garrett Rivas	354
Wisconsin, Nov. 16, 1968		2. Chris Perry	120	2. Anthony Thomas	336
2. Tom Harmon	28	3. Tom Harmon	117	2. Tyrone Wheatley	324
at California, Sept. 28, 1940		4. Ron Johnson	116	4. Mike Gillette	307
3. Tom Harmon	27	5. Anthony Thomas	114	5. Remy Hamilton	280
Iowa, Oct. 14, 1939		6. Tom Harmon	102	6. J.D. Carlson	254
4. Garvie Craw	24	Tyrone Wheatley	102	7. Anthony Carter	244
at Illinois, Nov. 8, 1969		Anthony Thomas	102	8. Chris Perry	240
Fritz Seyferth	24	9. Remy Hamilton	101	9. Tom Harmon	237
Minnesota, Oct. 24, 1970		10. Mike Gillette	97	10. Braylon Edwards	236
Ed Shuttlesworth	24	11. Rob Lytle	96	11. Desmond Howard	222
Minnesota, Oct. 28, 1972		12. J.D. Carlson	95	12. Ali Haji-Sheikh	210
Rob Lytle	24	13. Garrett Rivas	94	13. Rick Leach	204
Indiana, Oct. 25, 1975		14. Garrett Rivas	93	14. Billy Taylor	194
Desmond Howard	24	15. Remy Hamilton	91	15. Steve Smith	188
at Boston College, Sept. 7, 1991		Jay Feely	91	16. Mike Lantry	176
Derrick Alexander	24	17. Jamie Morris	90	17. Gordon Bell	174
Minnesota, Oct. 24, 1992		Anthony Thomas	90	Rob Lytle	174
Chris Howard	24	Braylon Edwards	90	Butch Woolfolk	174
UCLA, 9-28-96		Garrett Rivas	90		
Anthony Thomas	24	21. Bob Timberlake	89		
at Hawaii, 11-28-98		22. Braylon Edwards	86		
Chris Perry	24				
vs. Florida, Jan. 1, 2003					
Chris Perry	24				
Notre Dame, Sept. 13, 2003					



Desmond Howard

Most Touchdowns Scored

Game		Season		Career	
1. Ron Johnson	5	1. Desmond Howard	23	1. Anthony Thomas	56
Wisconsin, Nov. 16, 1968		2. Chris Perry	20	2. Tyrone Wheatley	54
2. Tom Harmon	4	3. Ron Johnson	19	3. Chris Perry	41
Iowa, Oct. 14, 1939		Anthony Thomas	19	4. Anthony Carter	40
Tom Harmon	4	5. Tyrone Wheatley	17	5. Braylon Edwards	39
at California, Sept. 28, 1940		Anthony Thomas	17	6. Desmond Howard	37
Garvie Craw	4	7. Tom Harmon	16	7. Rick Leach	34
at Illinois, Nov. 8, 1969		Rob Lytle	16	8. Tom Harmon	33
Fritz Seyferth	4	9. Jamie Morris	15	9. Billy Taylor	32
Minnesota, Oct. 24, 1970		Anthony Thomas	15	10. Steve Smith	31
Ed Shuttlesworth	4	Braylon Edwards	15	11. Gordon Bell	29
Minnesota, Oct. 28, 1972		12. Tom Harmon	14	Rob Lytle	29
Rob Lytle	4	Gordon Bell	14	Butch Woolfolk	29
Indiana, Oct. 25, 1975		Anthony Carter	14	Mike Hart	29
Desmond Howard	4	Derrick Alexander	14	15. Jamie Morris	28
at Boston College, Sept. 7, 1991		Tyrone Wheatley	14	16. Ron Johnson	27
Derrick Alexander	4	Tyrone Wheatley	14	17. Derrick Alexander	27
Minnesota, Oct. 24, 1992		David Terrell	14		
Chris Howard	4	Chris Perry	14		
UCLA, Sept. 28, 1996		Mike Hart	14		
Anthony Thomas	4				
at Hawaii, Nov. 28, 1998					
Chris Perry	4				
vs. Florida, Jan. 1, 2003					
Chris Perry	4				
Notre Dame, Sept. 13, 2003					



Tyrone Wheatley

Individual Touchdown Records (Includes Pre-Modern Era Games)

Game				Season			Career		
TD	Name	Opponent	Date	TD	Name	Year	TD	Name	Years
7	Al HerrNSTein	Michigan Agriculture	1902	26	Al HerrNSTein	1902	72	Willie Heston	1901-04
6	Al HerrNSTein	Beloit	1901	23	Desmond Howard	1991	56	Anthony Thomas	1997-00
6	Willie Heston	Kalamazoo	1904	21	Willie Heston	1904	54	Tyrone Wheatley	1991-93
6	Sam Davison	Kentucky	1908	20	Willie Heston	1901	41	Chris Perry	2000-03
5	Neil Snow	Stanford	1901	20	Chris Perry	2003	40	Anthony Carter	1979-82
5	Al HerrNSTein	Buffalo	1901	19	Neil Snow	1901	39	Al HerrNSTein	1898-02
5	Al HerrNSTein	Ohio State	1902	19	Ron Johnson	1968	39	Braylon Edwards	2001-04
5	Willie Heston	Beloit	1903	19	Anthony Thomas	2000	37	Desmond Howard	1989-91
5	Tom Hammond	Albion	1903	17	Tyrone Wheatley	1992	35	John Curtis	1903-06
5	Herb Graver	Ohio State	1903	17	Anthony Thomas	1999	34	Tom Hammond	1903-05
5	Harry Hammond	Kalamazoo	1904	16	Willie Heston	1903	34	Rick Leach	1975-78
5	John Curtis	West Virginia	1904	16	Tom Harmon	1940	33	Tom Harmon	1938-40
5	Fred Norcross	West Virginia	1904	16	Rob Lytle	1976	32	Bill Taylor	1969-71
5	Paul Magoffin	Michigan Agriculture	1907				31	Steve Smith	1980-83
5	Archie Weston	Mt. Union	1917				30	John Maulbetsch	1914-16
5	Ron Johnson	Wisconsin	1968						