




PLAYERS

DAVID AARDSMA

54



Given Name: David Allan Aardsma
Position: Pitcher
Bats: Right **Throws:** Right
Height: 6-4 **Weight:** 205
Opening Day Age: 25
Born: December 27, 1981, Denver, Colo.
Resides: Scottsdale, Ariz.
First Pro Contract: San Francisco Giants, selected in the first round (22nd overall), June 2003 First-Year Player Draft.
Sox Acquisition: Obtained from the Chicago Cubs with pitcher Carlos Vasquez in exchange for pitcher Neal Cotts (November 16, 2006).
Major League Service: 171 days.
Contract Status: Signed through 2007.

PLAYERS

■ **2006:** Made 45 appearances over four stints with the Cubs ... was 1-0 with a 5.59 ERA (12 ER/19.1 IP) over his first three stints with the club but 2-0 with a 3.21 ERA (12 ER/33.2 IP) in 25 games following his fourth callup of the season ... held opponents to a .214 (41-192) average ... left-handers hit just .190 (12-63) and right-handers were at .225 (29-129) ... averaged 8.3 strikeouts (49 SO/53.0 IP) and 7.0 hits allowed (41 H) per 9.0 IP ... limited first batters to a .175 (7-40) average and stranded 15 of 20 inherited runners (75.0 percent) ... earned five holds but did not face a save opportunity ... went 1-0 with a 5.89 ERA (12 ER/18.1 IP) in the first half but improved to 2-0 with a 3.12 ERA (12 ER/34.2 IP) after the break ... was 3-0 with a 3.81 ERA (12 ER/28.1 IP) at Wrigley Field and 0-0 with a 4.38 ERA (12 ER/24.2 IP) on the road ... recorded a 2.16 ERA (6 ER/25.0 IP) at night, compared to 5.79 (18 ER/28.0 IP) during the day ... began the season with Class AAA Iowa before he was recalled on 4/17 ... earned his first win with the Cubs on 4/24 vs. Florida ... allowed at least two earned runs in three of four outings before he was optioned back to Iowa on 4/30 ... was recalled a second time on 5/29 and held opponents scoreless in 11 of his next 14 appearances before being optioned to Iowa again on 6/27 ... was recalled for the final time on 8/3 and spent the rest of the season in the major leagues ... compiled a 4.67 ERA (9 ER/17.1 IP) in August but rebounded to post a 1.65 ERA (3 ER/16.1 IP) with 21 strikeouts in September/October ... threw a team-high 12.0 consecutive scoreless IP from 9/2-19 ... set career highs with 3.0 scoreless IP and five strikeouts on 9/4 vs. Pittsburgh ... went 2-3 with eight saves and a 3.22 ERA (13 ER/36.1 IP) in 29 games with Iowa and averaged 8.9 strikeouts per 9.0 IP (36 SO) ... was acquired from the Cubs with pitcher Carlos Vasquez in return for pitcher Neal Cotts on 11/16 ... acquisition was recommended by Dave Yoakum, Bill Scherrer and Bill Young.

MAJOR LEAGUE HIGHLIGHTS

■ **2004:** Made 11 relief appearances over six separate stints with San Francisco ... was on the Giants Opening Day roster in just his second professional season ... became the first Giants player since Will Clark in 1986 to make the Opening Day roster in the season following his selection in the draft ... made his major-league debut on 4/6 at Houston, throwing 2.0 scoreless IP to earn the victory ... allowed just one run over his first six games (5.0 IP) ... was optioned to Class AAA Fresno on 4/21 ... also pitched with the Giants from 5/1-7, 6/20-23, 7/4-5, 8/25-28 and 9/7-remainder of the season ... was a non-roster invitee to spring training.

MINOR LEAGUE HIGHLIGHTS

■ **2005:** Split the season between Class AA Norwich in the Giants organization and Class AA West Tennessee in the Cubs system ... began the season with Norwich, going 6-2 with a 2.93 ERA (15 ER/46.0 IP) in nine games (eight starts) ... won three consecutive starts on 4/11-21 and 5/9-20 ... was traded to the Cubs on 5/28 with pitcher Jerome Williams in return for pitcher LaTroy Hawkins ... threw 5.0 IP on 5/30 vs. Birmingham, allowing one run ... threw 5.0 scoreless IP with a season-high seven strikeouts in his last start on 6/16 at Mississippi ... was moved to the bullpen in mid-June and was 2-1 with a 4.93 ERA in 30 relief appearances ... pitched in 12 games for the Mesa Solar Sox in the Arizona Fall League, striking out 18 batters in 18.2 IP ... was named the No. 9 Prospect in the Giants organization entering the season.

■ **2004:** Made 44 relief appearances with Class AAA Fresno ... averaged 7.5 hits allowed (46 H/55.1 IP) and 8.6 strikeouts (53 SO) per 9.0 IP ... was named the club's Pitcher of the Month for May ... pitched for Grand Canyon in the Arizona Fall League.

■ **2003:** Made his pro debut at Class A San Jose, going 1-1 with eight saves and a 1.96 ERA (4 ER/18.1 IP) ... led the Giants in saves despite spending less than half the season with the club ... was selected by San Francisco in the first round (22nd overall) of the draft.

MISCELLANEOUS/PERSONAL

■ Single ... parents are Dave and Debbie ... his sister, Amanda, is an actress ... is the first player listed alphabetically in the *Baseball Encyclopedia*, ahead of Hank Aaron ... attended Penn State University for his freshman year in college before transferring to Rice University ... helped the Owls win the 2003 National

Championship, retiring 15 of the 16 batters he faced in the College World Series ... went 2-0 with a 0.00 ERA (5.0 IP) and one save at the CWS ... set the school's all-time saves record with 17, breaking the mark of 14 held by Matt Anderson, the first overall selection in the 1997 draft ... also set the school record with 12 saves in 2003 when he was 7-3 with a 2.97 ERA (19 ER/57.2 IP) ... graduated in 2000 from Cherry Creek High School in Denver.

YEAR	CLUB	W-L	PCT	ERA	G	GS	CG	SHO	SV	IP	H	R	ER	HR	HB	BB-I	SO	WP	BK
2003	San Jose	1-1	.500	1.96	18	0	0	0	8	18.1	14	4	4	2	0	7-0	28	0	0
2004	SAN FRANCISCO	1-0	1.000	6.75	11	0	0	0	0	10.2	20	8	8	1	2	10-0	5	0	0
	Fresno	6-4	.600	3.09	44	0	0	0	11	55.1	46	21	19	2	4	29-3	53	1	0
2005	Norwich	6-2	.750	2.93	9	8	0	0	0	46.0	44	17	15	2	0	13-0	30	2	0
	W. Tennessee	4-1	.800	3.91	33	3	0	0	2	50.2	48	22	22	3	4	32-0	43	1	0
2006	Iowa	2-3	.400	3.22	29	0	0	0	8	36.1	31	15	13	1	0	15-0	36	3	0
	CHICAGO-NL	3-0	1.000	4.08	45	0	0	0	0	53.0	41	25	24	9	1	28-0	49	1	0
MINOR TOTALS		19-11	.633	3.18	133	11	0	0	29	206.2	183	73	10	8	96-3	190	7	0	
N.L. TOTALS		4-0	1.000	4.52	56	0	0	0	0	63.2	61	33	32	10	3	38-0	54	1	0
N.L. TOTALS		4-0	1.000	4.52	56	0	0	0	0	63.2	61	33	32	10	3	38-0	54	1	0

— Selected by San Francisco in the first round (22nd overall) of First-Year Player Draft (6/03).

— Traded by San Francisco with pitcher Jerome Williams to Chicago-NL in exchange for pitcher LaTroy Hawkins (5/28/05).

— Traded by Chicago-NL with pitcher Carlos Vasquez to the White Sox in exchange for pitcher Neal Cotts (11/16/06).

Save Pct. — Career: 0-1 (0.0) **2006:** 0-0; **2004:** 0-1 (0.0).

Holds — Career: 6; **2006:** 5; **2004:** 1.

Inherited Runners/Scored — Career: 28-8 (28.6); **2006:** 20-5 (25.0); **2004:** 8-3 (37.5).

First Batter Efficiency — Career: 11-49 (.224); **2006:** 7-40 (.175); **2004:** 4-9 (.444).

AARDSMA'S STATISTICAL BREAKDOWN

	2006					CAREER						
	ERA	W-L	SV	IP	ER	SO	ERA	W-L	SV	IP	ER	SO
Cleveland	0.00	0-0	0	1.1	0	1	0.00	0-0	0	1.1	0	1
Detroit	10.80	0-0	0	1.2	2	1	10.80	0-0	0	1.2	2	1
Minnesota	0.00	0-0	0	1.2	0	1	0.00	0-0	0	1.2	0	1
Oakland	—	—	—	—	—	—	13.50	0-0	0	1.1	2	1
Interleague	3.86	0-0	0	4.2	2	3	6.00	0-0	0	6.0	4	4
Arizona	0.00	0-0	0	1.0	0	2	0.00	0-0	0	1.0	0	2
Atlanta	0.00	0-0	0	2.0	0	4	4.50	0-0	0	4.0	2	5
Cincinnati	6.23	0-0	0	4.1	3	4	6.23	0-0	0	4.1	3	4
Colorado	1.59	1-0	0	5.2	1	7	1.59	1-0	0	5.2	1	7
Florida	0.00	1-0	0	1.0	0	2	0.00	1-0	0	1.0	0	2
Houston	0.00	0-0	0	2.1	0	2	0.00	1-0	0	4.1	0	2
Los Angeles-NL	6.75	1-0	0	2.2	2	1	4.15	1-0	0	4.1	2	3
Milwaukee	4.76	0-0	0	5.2	3	6	5.68	0-0	0	6.1	4	6
New York-NL	0.00	0-0	0	0.1	0	0	5.40	0-0	0	1.2	1	0
Philadelphia	2.45	0-0	0	3.2	1	3	2.45	0-0	0	3.2	1	3
Pittsburgh	2.25	0-0	0	8.0	2	9	2.25	0-0	0	8.0	2	9
St. Louis	9.64	0-0	0	9.1	10	5	9.64	0-0	0	9.1	10	5
San Diego	—	—	—	—	—	—	10.80	0-0	0	1.2	2	1
San Francisco	0.00	0-0	0	1.2	0	1	0.00	0-0	0	1.2	0	1
Washington	0.00	0-0	0	0.2	0	0	0.00	0-0	0	0.2	0	0
Home	3.81	3-0	0	28.1	12	31	4.64	3-0	0	33.0	17	34
Road	4.38	0-0	0	24.2	12	18	4.40	1-0	0	30.2	15	20
Day	5.79	1-0	0	28.0	18	29	6.15	1-0	0	33.2	23	33
Night	2.16	2-0	0	25.0	6	20	2.70	3-0	0	30.0	9	21
Grass	4.21	3-0	0	51.1	24	48	4.65	4-0	0	62.0	32	53
Turf	0.00	0-0	0	1.2	0	1	0.00	0-0	0	1.2	0	1
Pre-ASG	5.89	1-0	0	18.1	12	14	6.00	2-0	0	27.0	18	18
PostASG	3.12	2-0	0	34.2	12	35	3.44	2-0	0	36.2	14	36
March/April	10.50	1-0	0	6.0	7	5	7.50	2-0	0	12.0	10	8
May	0.00	0-0	0	1.2	0	2	3.00	0-0	0	3.0	1	2
June	4.22	0-0	0	10.2	5	7	4.22	0-0	0	10.2	5	7
July	0.00	0-0	0	1.0	0	0	7.71	0-0	0	2.1	2	1
August	4.67	0-0	0	17.1	9	14	5.12	0-0	0	19.1	11	15
Sept./Oct.	1.65	2-0	0	16.1	3	21	1.65	2-0	0	16.1	3	21

AARDSMA'S CAREER BY PARK

Park	ERA	W-L	IP	ER	SO
Jacobs	0.00	0-0	1.1	0	1
Metrodome	0.00	0-0	1.2	0	1
Turner	4.50	0-0	4.0	2	5
Wrigley	3.81	3-0	28.1	12	31
Great American	16.20	0-0	1.2	3	0
Coors	3.86	0-0	2.1	1	2
Minute Maid	0.00	1-0	3.1	0	1
Dodger	27.00	0-0	0.2	2	0
Miller	0.00	0-0	2.1	0	2
Shea	5.40	0-0	1.2	1	0
Citizens Bank	5.40	0-0	1.2	1	2
PNC	4.50	0-0	2.0	1	1
PETCO	0.00	0-0	0.2	0	1
new Busch	5.40	0-0	6.2	4	4
AT&T	9.64	0-0	4.2	5	3
RFK	0.00	0-0	0.2	0	0

Aardsma's Game Bests

Low Hits — 0 (8/27/06 at St.L., 2.1 IP)

SO — 5 (9/4/06 vs. Pit., 3.0 IP)

Low BB — 0 (8/27/06 at St.L., 2.1 IP)

IP — 3.0 (9/4/06 vs. Pit.)


Winning Streak — 4 (4/6/04-current)

Aardsma's Fielding — P

Year, Club	Pct.	G	PO	A	E	TC	DP
2004, S.F.	—	11	0	0	0	0	0
2006, Cubs	1.000	45	1	5	0	6	1
Totals	1.000	56	1	5	0	6	1

BRIAN ANDERSON

32



Given Name: Brian Nikola Anderson

Position: Outfielder

Bats: Right

Throws: Right

Height: 6-2

Weight: 220

Opening Day Age: 25

Born: March 11, 1982, Tucson, Ariz.

Resides: San Diego, Calif.

First Pro Contract: White Sox.

Sox Acquisition: Selected in the first round (15th overall), June 2003
First-Year Player Draft.

Major League Service: One year, 41 days.

Contract Status: Signed through 2007.

PLAYERS

■ **2006:** Ranked among the American League rookie leaders in hits (5th, 82), doubles (5th, 23), total bases (5th, 131), extra-base hits (5th, 32) and runs scored (6th, 46) ... finished seventh among AL outfielders with a .994 fielding percentage (2 E/310 TC) ... batted .192 (35-182) in the first half, but rebounded to hit .257 (47-183) after the All-Star Break ... the .192 average before the break ranked as the fourth-lowest in the majors ... his average was a season-low .152 on 6/10, but he hit .263 (63-240) the rest of the campaign ... made 86 starts in the No. 9 position in the lineup, 15 at No. 8, four at No. 7 and one in the No. 2 slot ... was successful on just four of 11 stolen-base attempts ... Sox went 36-24 when he recorded a hit and 26-10 when he scored a run ... six of his eight home runs came off right-handers and five came vs. AL Central opponents ... matched his career high with three hits twice (7/20 at Detroit and 8/14 vs. Kansas City) and drove in a season-best three runs on two occasions (5/10 vs. the Angels and 6/11 vs. Cleveland) ... made his first Opening Day roster, going 2-3 with a double and two RBI on 4/2 vs. Cleveland ... snapped an 0-16 slump with a single on 4/17 vs. Kansas City ... homered in back-to-back games on 4/23-24 ... hit a game-tying, ninth-inning home run on 4/24 at Seattle off Eddie Guardado ... received his first career ejection for his role in a bench-clearing altercation on 5/20 vs. the Cubs and served a five-game suspension handed down by Major League Baseball from 6/21-25 ... hit safely in a career-high nine straight games from 7/4-20 (.433, 13-30) ... committed his first career miscue on 8/18 at Minnesota, ending a 110-game errorless streak ... was hitting a season-best .234 on 9/17, but went 4-32 (.125) in his last 10 games ... was ranked by *Baseball America* as the No. 2 Prospect and Best Defensive Outfielder in the White Sox organization entering the season ... played in five games for LaGuaira in the Venezuelan Winter League, hitting .211 (4-19), before returning home because of illness.

Largest Average Increases In 2006

Player, Club	1st Half	2nd Half	Diff.
Rondell White, MIN	.182	.321	.139
Richie Sexson, SEA	.218	.322	.104
Milton Bradley, OAK	.213	.300	.087
Marco Scutaro, OAK	.218	.305	.087
Mark Kotsay, OAK	.246	.326	.080
Ty Wigginton, TB	.252	.326	.074
Brandon Inge, DET	.221	.290	.069
Vladimir Guerrero, LAA	.299	.368	.069
Travis Lee, TB	.197	.264	.067
Brian Anderson, SOX	.192	.257	.065

Source: STATS, Inc.

min. 300 PA

MAJOR LEAGUE HIGHLIGHTS

■ **2005:** Spent most of the season at Class AAA Charlotte but also appeared in 13 games with the Sox ... his contract was purchased from Charlotte on 8/15 when Scott Podsednik was placed on the disabled list ... made his major-league debut on 8/16 vs. Minnesota, going 2-7 with a run scored as the starting left fielder ... singled off Brad Radke for his first major-league hit ... was 3-4 with a double, his first two career home runs (both off Felix Hernandez) and three RBI on 8/26 at Seattle ... became the first Sox rookie to hit two home runs in one game since Brian Simmons on 9/26/98 at Kansas City ... went 5-24 (.208) in six games before being optioned to Charlotte on 8/28 ... was recalled on 9/6 and spent the rest of the season with the Sox ... was not on the postseason roster ... made seven starts overall, including three in left field, three in center and one in right.

MINOR LEAGUE HIGHLIGHTS

■ **2005:** Batted .295 with 24 doubles, 16 home runs and 57 RBI in 118 games with Class AAA Charlotte ... ranked third on the Knights in average, home runs and RBI ... 112 of his 118 starts came in center field ... hit safely in 13 straight games from 7/3-19 (.386, 22-57) ... was named International League Batter of the Week for 7/11-17, going 8-16 (.500) with three homers and five RBI ... homered in four straight games from 7/15-18 ... went 5-5 with two doubles on 8/11 at Richmond ... also homered in each of the Knights first two games of the season ... underwent surgery on 11/1 to remove a plate from his surgically repaired right wrist ... was ranked by *Baseball America* as the No. 1 Prospect and Best Defensive Outfielder in the Sox organization entering the campaign ... also was named by the same publication as Best Defensive Outfielder in the system for the second straight season.

■ **2004:** Combined to hit .298 (131-434) with 31 doubles, seven triples, 12 home runs, 73 RBI and 68 runs scored in 117 games with Class A Winston-Salem and Class AA Birmingham ... ranked among the organizational leaders

in virtually all offensive categories ... was cited by *Baseball America* as the No. 11 Prospect in the Southern League and the No. 2 Prospect in the Carolina League following the season ... began the season with the Warthogs ... was named to the CL midseason All-Star Team ... tied for the team lead in triples (four) despite playing in just 69 games ... hit .418 (38-91) with 22 RBI from 4/24-5/18 ... recorded first career multihomer game on 5/3 at Frederick, going 4-5 with five RBI ... was named the CL Player of the Week for 5/2-9 and 7/2-8 ... posted three four-hit efforts in four games from 5/3-6 ... hit .368 with 26 RBI in May ... was promoted to Birmingham on 7/1 ... was placed on the disabled list with a strained right groin on 9/1 and missed the rest of the season and SL playoffs ... hit .233 (21-90) with three home runs and 13 RBI in 25 games with Mesa of the Arizona Fall League ... was ranked by *Baseball America* as the No. 7 Prospect, Best Defensive Outfielder and Best Defensive Arm in the organization entering the season.

■ **2003:** Made his pro debut at Advanced Rookie Great Falls ... hit .388 with two home runs and 13 RBI in 13 games before suffering a season-ending right wrist injury ... hit for the cycle on 7/2 vs. Ogden, going 4-5 with three RBI ... among the Sox 2003 draft class, was cited by *Baseball America* as the Best Athlete (along with Ryan Sweeney) and Closest To The Majors, as well as having Best Raw Power (along with Clint King) ... was recommended/signed by Rick Ingalls and John Kazanas.

MISCELLANEOUS/PERSONAL

■ Presented Rolling Meadows, Ill. native and Iraq war veteran Bryan Anderson with the Patriot Award at the 2007 Pitch and Hit Club Banquet, recognizing and honoring the achievements of those in the professional baseball community ... participated in the Training Academy kickoff at the Mount Greenwood Miracle Fields in June 2006.

MISCELLANEOUS/PERSONAL

■ Single ... attended University of Arizona ... was listed by *Baseball America* as the Top Pro Prospect in Arizona and No. 27 Prospect in the nation ... was also named to the 2003 *Baseball America* and USA Today Second-Team All-America squads as a junior ... earned All-Pac 10 honors as a junior after posting career highs in every offensive category ... appeared in 17 games as a pitcher, posting a 5.40 ERA (13 ER/21.2 IP) ... attended Canyon Del Oro High School in Tucson, Ariz. ... was named 5A State Player of the Year by the Arizona Baseball Coaches Association in 2000.

YEAR	CLUB	AVG	G	AB	R	H	TB	2B	3B	HR	RBI	SH	SF	HB	BB	SO	SB	CS	E
2003	Great Falls	.388	13	49	6	19	29	2	1	2	13	0	0	1	9	10	3	1	0
2004	Winston-Salem	.319	69	254	43	81	135	22	4	8	46	0	1	3	29	44	10	1	1
	Birmingham	.270	48	185	26	50	77	9	3	4	27	1	1	3	19	30	3	2	1
2005	Charlotte	.295	118	448	71	132	210	24	3	16	57	1	4	4	44	115	4	2	4
	WHITE SOX	.176	13	34	3	6	13	1	0	2	3	1	0	0	0	12	1	0	0
2006	WHITE SOX	.225	134	365	46	82	131	23	1	8	33	2	3	5	30	90	4	7	2
	MINOR TOTALS	.301	248	936	146	282	451	57	11	30	143	2	6	11	101	199	20	6	6
A.L. TOTALS		.221	147	399	49	88	144	24	1	10	36	3	3	5	30	102	5	0	2
M.L. TOTALS		.221	147	399	49	88	144	24	1	10	36	3	3	5	30	102	5	0	2

— Selected by White Sox in the first round (15th overall) of the First-Year Player Draft (6/03).

— On Class AA Birmingham disabled list with a strained right groin (9/1/04-remainder of season).

— On Major League Baseball suspended list (6/21-25/06).

Seeing Double

The White Sox finished with nine players with 20 or doubles in 2006, including six with at least 25. Joe Crede led the team with 31, followed by Paul Konerko (30), Juan Uribe (28), Jermaine Dye and Scott Podsednik (27), Jim Thome (26), Tadahito Iguchi and A.J. Pierzynski (24) and Brian Anderson (23). No team in baseball has ever had nine players with 25 doubles.

ANDERSON'S STATISTICAL BREAKDOWN
ANDERSON'S CAREER BY PARK

	2006						CAREER					
	AVG	G	AB	H	HR	RBI	AVG	G	AB	H	HR	RBI
Baltimore	.316	7	19	6	0	4	.316	7	19	6	0	4
Boston	.273	4	11	3	0	0	.273	4	11	3	0	0
Cleveland	.167	15	48	8	1	5	.167	18	54	9	1	5
Detroit	.250	14	40	10	0	3	.250	14	40	10	0	3
Kansas City	.250	17	52	13	2	4	.245	18	53	13	2	4
Los Angeles-AL	.227	9	22	5	1	4	.208	10	24	5	1	4
Minnesota	.227	17	44	10	2	4	.218	21	55	12	2	4
New York-AL	.267	6	15	4	0	1	.222	7	18	4	0	1
Oakland	.273	5	11	3	0	0	.273	5	11	3	0	0
Seattle	.174	9	23	4	2	2	.206	12	34	7	4	5
Tampa Bay	.188	6	16	3	0	1	.188	6	16	3	0	1
Texas	.130	9	23	3	0	1	.130	9	23	3	0	1
Toronto	.267	7	15	4	0	0	.267	7	15	4	0	0
Interleague	.231	9	26	6	0	4	.231	9	26	6	0	4
Chicago-NL	.143	4	7	1	0	1	.143	4	7	1	0	1
Cincinnati	.333	2	9	3	0	1	.333	2	9	3	0	1
Pittsburgh	.167	2	6	1	0	0	.167	2	6	1	0	0
St. Louis	.250	1	4	1	0	2	.250	1	4	1	0	2
Home	.249	64	169	42	7	26	.237	70	186	44	7	26
Road	.204	70	196	40	1	7	.207	77	213	44	3	10
Day	.259	49	139	36	2	10	.243	54	148	36	2	10
Night	.204	85	226	46	6	23	.207	93	251	52	8	26
vs. Left	.226	—	159	36	2	9	.216	—	171	37	2	9
vs. Right	.284	—	206	46	6	24	.224	—	228	51	8	27
Grass	.231	116	325	75	8	33	.226	128	359	81	10	36
Turf	.175	18	40	7	0	0	.175	19	40	7	0	0
Pre-ASG	.192	68	182	35	5	20	.192	68	182	35	5	20
Post ASG	.257	66	183	47	3	13	.244	79	217	53	5	16
RISP	.195	—	82	16	2	26	.193	—	88	17	2	26
Bases Loaded	.000	—	8	0	0	3	.000	—	8	0	0	3
April	.161	20	62	10	2	6	.161	20	62	10	2	6
May	.167	25	48	8	2	5	.167	25	48	8	2	5
June	.196	16	51	10	1	7	.196	16	51	10	1	7
July	.313	22	64	20	1	7	.313	22	64	20	1	7
August	.296	26	71	21	1	7	.274	33	95	26	3	10
Sept./Oct.	.188	25	69	13	1	1	.177	31	79	14	1	1
As PH	.000	7	3	0	0	1	.000	10	6	0	0	1


Park	AVG	AB	H	HR	RBI
Camden Yards	.375	8	3	0	2
Fenway Park	.000	5	0	0	0
U.S. Cellular	.237	186	44	7	26
Jacobs Field	.077	26	2	0	0
Comerica	.304	23	7	0	0
Kauffman	.172	29	5	0	1
Angel	.250	12	3	0	1
Metrodome	.125	24	3	0	0
Yankee	.375	8	3	9	1
McAfee	.333	9	3	0	0
SAFECO	.190	21	4	3	4
Tropicana	.000	6	0	0	0
Ameriquest Field	.200	10	2	0	0
Rogers Centre	.400	10	4	0	0
Wrigley	.143	7	2	0	0
Great American	.333	9	3	0	1
PNC	.167	6	1	0	0

Anderson's Game Bests

Hits — 3 (3x, last 8/14/06 vs. K.C.)
HR — 2 (2/26/05 at Sea.)
GS — None
RBI — 3 (3x, last 6/11/06 vs. Cle.)
SB — 1 (5x, last 7/29/06 at Bal.)
Hitting Streak — 9 games (7/4-20/06)

Anderson's Fielding — OF

Year, Club	Pct.	G	PO	A	E	TC	DP
2005, Sox	1.000	12	19	1	0	20	1
2006, Sox	.994	134	305	3	2	310	1
Totals	.994	146	324	4	2	330	2

PLAYERS


MARK BUEHRLE

56




Given Name: Mark Alan Buehrle
Position: Pitcher
Bats: Left **Throws:** Left
Height: 6-2 **Weight:** 220
Opening Day Age: 28
Born: March 23, 1979, St. Charles, Mo.
Resides: St. Charles, Mo.
First Pro Contract: White Sox.
Sox Acquisition: Selected in the 38th round, June 1998
 First-Year Player draft.
Major League Service: Six years, 78 days.
Contract Status: Signed through 2007 (agreed to terms on December 11, 2003).

PLAYERS

■ **2006:** Suffered his first losing record (12-13) in six full major-league seasons ... became the first pitcher in White Sox history to make 30 or more starts in six consecutive seasons ... also became one of seven pitchers (eight times) in franchise history to record 10 or more victories in at least six consecutive seasons and the first since Joel Horlen (1963-69) ... other Sox pitchers to accomplish that feat are Billy Pierce (1955-61), Ted Lyons (1924-30 and 1932-37), Doc White (1903-13), Eddie Cicotte (1913-20) and Ed Walsh (1906-12) ... was a part of the first Sox starting rotation to feature five 10-game winners since 1983 (LaMarr Hoyt, Rich Dotson, Floyd Bannister, Jerry Koosman and Britt Burns) ... joined Livan Hernandez (2000-06), Freddy Garcia (2001-06) and Barry Zito (2001-06) as the only active pitchers to throw 200.0 IP in each of the last six seasons ... his 204.0 IP and 98 strikeouts both were career lows (221.1 IP in 2001 and 119 strikeouts in 2003) ... also became the first Sox pitcher since Greg Hibbard in 1990 to throw more than 200.0 IP and strike out less than 100 batters ... ranked among the American League leaders in hits allowed (T1st, 247), home runs allowed (T2nd, 36), runs allowed (4th, 124), earned runs allowed (6th, 113) and losses (T6th) ... the 36 home runs are the second-highest total in Sox history behind only Floyd Bannister's 38 in 1987 ... gave up 27 homers in his last 18 starts ... led the AL with 10 pickoffs and tied for 10th by inducing 21 double plays ... opponents batted .305 (247-809), seventh-highest in the AL and up from his career mark of .262 entering the season ... lefties hit .238 (38-160) with six walks and 12 extra-base hits but right-handers were at .322 (209-649) ... allowed opponents the second-highest slugging percentage (.503) and sixth-highest on-base percentage (.346) in the AL ... both figures were career highs ... Sox turned two triple plays while he was on the mound: 5/14 at Minnesota and 9/18 vs. Detroit, both on infield pop ups with runners moving ... became the first pitcher since Washington's Bruce Howard in 1968 to be on the mound for two triple plays in one season ... went 9-6 with a 4.02 ERA (55 ER/123.0 IP) in 18 starts in the first half and was named to his third career All-Star Team and second straight (did not pitch) ... was 3-7 with a 6.44 ERA (58 ER/81.0 IP) after the break, with opponents hitting .343 (113-329) ... second-half ERA was the 10th-highest in the AL ... was 7-2 with a 2.62 ERA in 10 starts through 5/24, allowing one or no earned runs in five of those starts ... went 0-5 with a 11.48 ERA (34 ER/26.2 IP) in July, his second career winless month (0-4 in May 2003) ... his 11.48 ERA in July was the highest in the major leagues and surpassed his previous career monthly high of 7.16 (May 2003) by more than four runs ... posted a 4.65 ERA (64 ER/124.0 IP) at home, compared to 5.51 (49 ER/80.0 IP) on the road ... averaged 97.0 pitches per start, compared to 105.4 in 2005 ... averaged 2.12 walks per 9.0 IP (48 BB), the 12th-lowest average in the AL, and 4.3 strikeouts per 9.0 IP, down from his 5.4 career average entering the season ... issued just 22 walks in his last 19 starts (114.1 IP) ... received 4.99 runs of support per 9.0 IP ... allowed 10 or more hits seven times and seven-plus runs six times ... Sox were 17-15 in his starts ... made 16 quality starts ... averaged 6.1 IP per start ... lasted 8.0 IP or more six times ... posted a 9.56 ERA (34 ER/32.0 IP) in the first inning, with opponents hitting .395 (58-147) ... allowed a first-inning run in each of his final seven starts, giving up 10 runs total on 19 hits in that span ... minus the first inning, his season ERA would have been 4.13 (79 ER/172.0 IP), and opponents would have batted .285 (189-662) ... suffered a season-high, six-game losing streak from 7/2-8/17 ... went 0-6 with a 8.93 ERA (45 ER/45.1 IP) in eight starts during the streak, which was

Buehrle Among MLB Lefties Since 2001

Dept.	No.	Rank
Innings	1,376.2	1st
GIDP	154	1st
Pickoffs	43	1st
BB/9.0 IP	2.02	2nd
GS	201	T2nd
CG	19	3rd
QS	126	T3rd
Wins	93	4th
BR/9.0 IP	11.51	4th
Shutouts	6	5th
ERA	3.81	7th
On-Base Pct.	.311	7th
SO/BB Ratio	2.56	6th



his longest since a career-high, nine-game skid from 4/20-6/11/03 ... was 3-0 with a 1.93 ERA (6 ER/28.0 IP) in his first four starts ... struck out a season-high seven (all in the first three innings) on 8/17 vs. Kansas City ... threw a career-low 51 pitches in a loss on 7/15 at New York ... allowed a career-high 11 runs (10 earned) on 13 hits over 5.0 IP on 7/2 at the Cubs ... made his 200th career appearance on 4/15 vs. Toronto and his 200th career start in a win on 9/2 at Kansas City ... registered his 19th career complete game and first of the season on 5/19 vs. the Cubs ... two hits tied for his second-fewest allowed in a complete game ... retired 25 of the last 27 batters, including 12 straight in one stretch ... made his fifth straight Opening Day start, the longest streak by a Sox pitcher since Wilbur Wood from 1972-76 ... was removed with the game tied at 3-3 following a rain delay of 2:57, ending his string of 64 straight starts lasting at least 5.0 IP ... his starts lasted an average of 2:40, including 2:10 on 4/15 vs. Toronto, 2:12 on 4/26 at Seattle and 2:07 on 5/19 vs. the Cubs ... opponents were successful on four of 11 stolen-base attempts.

MAJOR LEAGUE HIGHLIGHTS

■ **Career:** Owns a .595 (97-66) career winning percentage, ninth-best in White Sox history ... is tied with Rich Dotson for 12th in White Sox history with 97 wins (Thornton Lee is 11th at 104) ... is looking to become the fifth pitcher in franchise history to record each of his first 100 career wins in a Sox uniform ... needs three wins for 100 and 72.0 IP for 1,500 ... since the start of the 2001 season, is 93-65 with a 3.81 ERA (583 ER/1,376.2 IP), 19 complete games and six shutouts in 201 starts ... during that span, ranks among the major-league leaders in double play grounders (1st, 154), pickoffs (1st, 43), IP (2nd), starts (T4th, 169), quality starts (T4rd, 126), complete games (6th) and wins (T6th) ... 126 of 204 career starts (61.8 percent) have been quality ... threw at least 6.0 IP in 49 consecutive starts from 5/11/04-7/26/05, the longest streak in the major leagues since Steve Carlton went 69 straight with Philadelphia from 1979-82 ... streak came to an end on 8/1/05 at Baltimore when he was ejected with no prior warning by home plate umpire Brian Gorman after hitting B.J. Surhoff with a pitch ... his 35 wins from 2001-02 were the most by a Sox pitcher in a two-year stretch since Jack McDowell won 42 in 1992-93 ... has 19 career complete games (11 on the road) and six shutouts ... has retired 10 or more straight hitters in one game 37 times in his career, including four times in 2006 (last, 10 on 8/1/06 at Kansas City) ... six of his career starts have been played in less than 2:00 ... opponents have been successful on just 29 of 70 (41.4 percent) stolen-base attempts ... has picked off 46 runners (AL-high 10 in 2006) ... has averaged 2.07 walks per 9.0 IP (328 BB/1,428.0 IP) ... has made five straight Opening Day starts, the longest streak by a Sox pitcher since Wilbur Wood from 1972-76 ... his 18 wins vs. Minnesota are his most vs. any opponent ... following the 2002 season, was one of 25 major leaguers selected to compete in the All-Star Series in Japan.

■ **2005:** Went 16-8 with a career-best 3.12 ERA (82 ER/236.2 IP) and 149 strikeouts ... finished fifth in the AL Cy Young voting, receiving five third-place votes ... recorded at least 14 wins, 200.0 IP, 30 starts and 100 strikeouts for the fifth straight season ... became the first Sox pitcher since Wilbur Wood (1971-75) to record at least 10 wins, 100 strikeouts and 200.0 IP in five consecutive seasons ... led the AL in IP and ranked among the leaders ERA (3rd), wins (T5th), complete games (T4th, 3), runners per 9.0 IP (5th, 10.80), shutouts (T5th, 1), walks per 9.0 IP (6th, 1.52), strikeout-to-walk ratio (7th, 3.73), opponents slugging percentage (7th, .380) and starts (T8th, 33) ... became the first White Sox pitcher since Wood in 1972-73 to lead the AL in IP in back-to-back seasons ... also ranked among the AL leaders in opponents grounded into double plays (2nd, 29) and pickoffs (T2nd, 5) ... his 149 strikeouts were the second-highest total of his career (165 in 2004) ... went 6-5 with a 3.84 ERA in the second half, compared to 10-3 with a 2.58 ERA before the break ... was named to his second career AL All-Star Team (also 2002), becoming the sixth pitcher in White Sox history to earn the win at the Midsummer Classic ... threw 2.0 scoreless IP, allowing three hits with three strikeouts to join Edgar Smith (1941), Early Wynn (1958), Ray Herbert (1962), Jack McDowell (1993) and James Baldwin (2000) as Sox winners ... his win was the first by a Sox pitcher who started the All-Star Game ... compiled a 2.91 ERA (57 ER/176.1 IP) over his final 25 starts ... did not allow an earned run in six of 33 starts or a walk in nine of 33 ... made 20 quality starts, including 10 in a row from 5/8-6/28 ... Sox were 20-13 in his starts ... went 10-2 with a 2.48 ERA (35 ER/127.0 IP) at home ... his 2.48 ERA led the AL, and 10 wins tied for second ... also was 9-2 with a 2.16 ERA (23 ER/95.2 IP) during the day ... was named AL Pitcher of the Month for June after going 3-0 with a 0.96 ERA (4 ER/37.2 IP) and 31 strikeouts ... ERA was a personal monthly best ... it was his second career monthly honor (May 2004) ... his starts lasted an average of 2:40 ... allowed 0.76 home runs per 9.0 IP (20

BUEHRLE'S 2006 START-BY-START

Date	Opp	WL	IP	H	R	ER	BB	SO	#P	Exit	ERA
4/2	vs. Cle.	ND	4.0	4	3	3	1	1	57	3-3	6.75
4/9	at K.C.	W	8.0	6	0	0	1	1	88	3-0	2.25
4/15	vs. Tor.	W	8.0	5	2	2	4	105	4-2	2.25	
4/21	vs. Min.	W	8.0	4	1	1	1	6	102	7-1	1.93
4/26	at Sea.	L	7.0	7	4	4	0	0	102	1-4	2.57
5/2	at Cle.	L	5.2	13	7	7	3	3	108	1-7	3.76
5/7	vs. K.C.	ND	6.0	7	2	2	2	4	114	2-2	3.66
5/14	at Min.	W	6.0	12	7	1	2	3	99	9-7	3.42
5/19	vs. Cubs	W	9.0	2	1	0	2	2	105	CG	2.92
5/24	vs. Oak.	W	7.0	6	1	0	3	3	112	3-1	2.62
5/30	at Cle.	L	6.0	8	4	4	1	3	107	3-4	2.89
6/4	vs. Tex.	L	7.0	9	6	6	4	3	113	2-6	3.31
6/10	vs. Cle.	ND	8.0	6	2	2	4	3	118	2-2	3.21
6/15	at Tex.	W	8.0	6	2	2	1	2	103	8-2	3.13
6/21	vs. St. L.	W	7.0	10	4	4	0	5	100	13-4	3.27
6/27	at Pit.	W	7.0	7	2	2	1	4	104	3-2	3.22
7/2	at Cubs	L	5.0	13	11	10	0	4	76	5-11	3.86
7/7	vs. Bos.	L	6.1	9	5	5	0	3	101	2-5	4.02
7/15	at NYY	L	3.0	8	8	7	2	1	51	1-8	4.43
7/21	vs. Tex.	L	7.0	7	5	5	2	4	93	3-5	4.53
7/26	vs. Min.	L	5.1	10	7	7	1	3	93	3-5	4.81
8/1	at K.C.	ND	6.0	4	2	2	1	3	95	3-2	4.74
8/7	vs. LAA	L	6.2	7	6	6	2	2	104	2-6	4.89
8/12	vs. Det.	ND	6.0	7	3	3	0	7	91	3-3	4.87
8/17	vs. K.C.	W	6.0	6	2	2	2	3	91	4-2	4.80
8/22	at Det.	L	5.1	9	4	4	2	2	98	0-4	4.87
8/27	vs. Min.	W	7.1	9	1	1	0	6	105	6-1	4.71
9/2	at K.C.	W	6.0	9	3	3	1	3	93	4-3	4.71
9/7	vs. Cle.	L	4.0	10	5	4	1	2	85	0-4	4.80
9/12	at LAA	ND	7.0	8	3	3	1	2	91	3-3	4.76
9/18	vs. Det.	L	6.2	10	4	4	1	4	98	0-4	4.79
9/23	vs. Sea.	L	4.2	9	7	7	3	2	103	2-7	4.99

White Sox All-Time Victory Leaders

Pitcher	Years	W-L
Ted Lyons	1923-46	260-230
Red Faber	1914-33	254-213
Ed Walsh	1904-16	195-125
Billy Pierce	1949-61	186-152
Wilbur Wood	1967-78	163-148
Doc White	1903-13	159-123
Eddie Cicotte	1912-20	156-102
Joe Horlen	1961-71	113-113
Jim Scott	1909-17	107-113
Frank Smith	1904-10	107-81
Thornton Lee	1937-47	104-104
Mark Buehrle	2000-	97-66
Rich Dotson	1979-89	97-95

HR/236.2 IP), down from 1.21 in 2004 ... gave up 12 home runs in his last 10 starts (58.0 IP), compared to one in his previous 11 (76.1 IP) ... threw at least 6.0 IP in 49 consecutive starts from 5/11/04-7/26/05, the longest streak in the major leagues since Steve Carlton went 69 straight with Philadelphia from 1979-82 ... streak came to an end on 8/1 in Baltimore when he was ejected with no prior warning by home plate umpire Brian Gorman after hitting B.J. Surhoff with a pitch ... compiled a career-high, nine-game winning streak from 4/16-6/28 (2.34 ERA, 28 ER/107.2 IP) ... streak spanned 14 starts and was the longest by a Sox pitcher since Wilson Alvarez tied the club record with 15 straight wins from 1993-94 ... winning streak ended on 7/3 at Oakland when he allowed a career-high 14 hits over 6.1 IP ... his 10-1 start was the best by a Sox starting pitcher since James Baldwin also won 10 of his first 11 decisions in 2000 ... went 45.0 IP without allowing a home run from 6/11-7/9 ... gave up just four homers to lefties in 207 at-bats ... went 3-0 with a 1.88 ERA (5 ER/24.0 IP) working on six-plus days rest ... made fourth consecutive Opening

Day start on 4/4 vs. Cleveland, the longest streak by a Sox pitcher since Jack McDowell also made four straight from 1991-94 and longest by a Sox lefty since Wood made five in a row from 1972-76 ... threw his third complete game of the season on 9/25 vs. Minnesota ... game lasted just 1:53, his sixth career sub-2:00 game ... his career-high scoreless streak of 25.0 consecutive IP ended on 6/22 vs. Kansas City ... threw his sixth career shutout on 6/17 vs. the Dodgers ... posted a career-high four straight no decisions from 5/24-6/11 despite a 2.01 ERA (7 ER/31.1 IP) ... threw 7.2 scoreless IP on 6/11 at San Diego and allowed one run on four hits over 9.0 IP on 5/24 at Anaheim ... earned 75th career win on 5/13 vs. Baltimore ... went the distance vs. Seattle on 4/16 ... allowed just three hits (all to Ichiro) and struck out a career-high 12, three more than his previous best ... 12 strikeouts were the most by a Sox pitcher since Wilson Alvarez also fanned 12 on 5/11/97 vs. Oakland ... game lasted 1:39, the fastest in the major leagues since 9/30/84 when Atlanta beat San Diego at home, also in 1:39 ... streak of 17.0 consecutive scoreless IP (dating to 9/30/04) came to an end on 4/10 at Minnesota ... defeated Cleveland on Opening Day at home, holding the Indians to two singles over 8.0 scoreless IP.

■ **2004:** Became the first White Sox pitcher to lead the AL in IP since Wilbur Wood threw 359.1 IP in 1973 ... his 245.1 IP were the most by a Sox pitcher since Alex Fernandez threw 258.0 in 1996 and most by a Sox lefty since Ken Kravec's 250.0 in 1979 ... became first Sox pitcher to make 35 starts in back-to-back seasons since Jim Kaat and Wilbur Wood in 1974-75 ... his 165 strikeouts were the fifth-highest total by a Sox lefty since 1975, trailing Floyd Bannister (198 in 1985 and 193 in 1983), Wilson Alvarez (181 in 1996) and Britt Burns (172 in 1985) ... his five complete games tied Mike Sirotko (1998) and Greg Hibbard (1991) for the most by a Sox lefty since 1990 ... ranked among the AL leaders in complete games (T1st), starts (T1st), quality starts (3rd, 23), shutouts (T4th, 1), fewest walks per 9.0 IP (5th, 1.87), wins (T6th, 16), strikeout-to-walk ratio (7th, 3.24), ERA (8th, 3.89) and strikeouts (9th) ... went at least 6.0 IP in each of his last 28 starts ... registered complete games in his last two starts (both against Kansas City) and three of his last five ... retired 41 of his final 46 batters faced ... threw 8.0-plus IP on eight occasions ... picked off 10 runners, most in the AL, and allowed only five stolen bases in 13 attempts ... induced 33 double play grounders, third in the AL ... received 6.64 runs of support per 9.0 IP, sixth-most in the AL, including 9.05 in his first 17 outings ... Sox went 21-14 in his starts ... struck out seven-plus batters eight times, matching his career total entering the season ... issued more than two walks only four times, with a season high of four on 8/15 at Boston ... starts lasted an average of 2:33, quickest in the AL, and 11 were played in less than 2:20 ... allowed 257 hits, second-most in the AL, and 10-plus hits seven times ... opponents batted .271, up from his career mark of .258 entering 2004 ... was 7-3 with a 2.63 ERA (34 ER/116.1 IP) on the road ... ERA ranked second in the AL behind Minnesota's Johan Santana (2.58) ... despite a lower ERA (3.74 to 4.03), was 7-8 in the second half compared to 9-2 before the break ... made his third straight Opening Day start on 4/5 at Kansas City (ND, 2 ER/6.2 IP), the longest streak by a Sox pitcher since Jack McDowell made four straight from 1991-94 and longest by a Sox lefty since Wilbur Wood's five straight from 1972-76 ... threw 17.0 consecutive scoreless IP from 5/11-21, tied for the second-longest streak of his career ... went 20.2 consecutive scoreless IP at home from 5/11-6/8/04 ... retired 10 or more consecutive batters in one game five times, most recently on 9/30 at Kansas City (19) ... recorded a six-game winning streak from 5/11-6/18 (3.13 ERA) ... was named AL Pitcher of the Month for May (first career monthly honor) after going 4-0 with a 1.58 ERA (7 ER/40.0 IP) and 37 strikeouts ... ERA was above 5.00 in April, June and August

Workhorse

Mark Buehrle has thrown 1,376.2 IP since the start of the 2001 season, the second-highest total in the major leagues behind Livan Hernandez (1,393.1). Barry Zito (1,337.2) is third during that span, followed by Freddy Garcia (1,318.0), Tim Hudson (1,312.1) and Javier Vazquez (1,301.0). Buehrle has thrown at least 200.0 IP in each of the last six seasons, joining Hernandez (2000-06), Garcia (2001-06) and Zito (2001-06) as the only players to accomplish the feat. Buehrle also is the first pitcher in White Sox history to make 30 or more starts in six consecutive seasons.

Did You Know?

Mark Buehrle is in position to become just the fifth pitcher in history to record each of his first 100 career victories in a White Sox uniform ... with three more wins, the 28-year-old Buehrle will join Red Faber, Joe Horlen, Ted Lyons and Ed Walsh as the only players to accomplish the feat ... Buehrle, a 38th-round draft choice in 1998, enters 2007 tied with Rich Dotson for 12th in Sox history with 97 wins.

and below 3.00 in May, July and September ... faced the minimum 27 batters in a two-hit shutout on 7/21 at Cleveland, the first Sox pitcher to accomplish that feat since LaMarr Hoyt on 5/2/84 vs. the Yankees ... retired the first 17 Indians in order ... both runners (singles) were erased on double plays ... twice worked on three days rest (5/5 at Baltimore and 8/15 at Boston), going 1-0 with a 3.55 ERA (5 ER/12.2 IP) ... allowed nine runs on 8/20 vs. Boston ... twice defeated the Phillies in interleague play (6/8 and 8/30) ... lasted just 2.0 IP on 4/20 vs. the Yankees, his shortest career start.

■ **2003:** Made career-high 35 starts ... threw at least 220.0 IP with 100 strikeouts for the third straight season ... became the first White Sox pitcher since Jack McDowell (1990-93) to throw at least 200.0 IP in three straight seasons ... ranked among the AL leaders in starts (T2nd), quality starts (3rd, 24) and IP (5th) ... induced 24 double play ground balls, tied for fifth-most in the AL ... also ranked among the AL leaders in hits allowed (2nd, 250), runs allowed (4th, 124) and losses (T7th, 14) ... Sox were 18-17 in his starts, winning 15 of the last 20 after a 3-12 start ... was 12-4 with a 3.47 ERA (54 ER/140.0 IP) over his final 20 starts ... 18 of final 24 starts were quality ... was 7-10 in the first half and 7-4 after the break ... posted 2.83:1 strikeout-to-walk ratio (85 SO/30 BB) over final 22 starts, compared to 1.10 (34 SO/31 BB) in first 13 ... allowed just six home runs over last 80.2 IP (0.67 per 9.0 IP), compared to 16 in first 149.2 IP (0.96) ... compiled a seven-game winning streak from 6/16-7/29 (2.88 ERA) ... began season 2-1 with a 1.57 ERA (5 ER/28.2 IP) through four starts before going 0-9 with a 6.86 ERA (47 ER/61.2 IP) over his next 11 ... nine-game losing streak was the longest by a Sox pitcher since Jim Parque dropped his final nine decisions of the 1999 campaign ... opponents batted .278, up from career mark of .249 entering the season ... was 7-1 with a 2.22 ERA (18 ER/73.0 IP), 10 walks and 67 hits allowed over his final 10 starts at home, losing only his final outing on 9/23 vs. the Yankees (2 ER/7.0 IP) ... opponents were successful on just one of five stolen-base attempts ... did not allow a steal until 9/3 vs. Boston (Johnny Damon) ... despite a 6-5 record, compiled a 3.35 ERA (31 ER/83.1 IP) vs. Boston, Minnesota, New York and Oakland, the four AL playoff teams ... was 2-0 with a 2.08 ERA (5 ER/21.2 IP) in three starts vs. the Red Sox, the top offense in the AL ... his starts lasted an average of 2:33, including three that were played in less than 2:00 (all vs. Oakland's Mark Mulder), six in 2:07 or less and 14 in less than 2:25 ... game on 5/6 at Oakland lasted 1:49, the fastest in the major leagues in 2003 and the Sox fastest since 5/23/84 at Kansas City (also 1:49) ... went 4-0 with a 3.19 ERA in July ... made 100th career start on 9/2 vs. Boston ... earned his 50th career win on 8/23 vs. Texas (0 ER/6.0 IP) ... streak of 26.0 IP without a walk ended on 7/12-1 at Cleveland and streak of 18.0 consecutive scoreless IP ended on 4/10 at Cleveland ... recorded 10th career complete game in victory on 6/26 at Minnesota, striking out a career-high nine while throwing 128 pitches ... also went the distance in a win on 8/8 vs. Oakland and Mulder ... allowed a career-high 10 runs on 5/16 at Minnesota and issued career-high six walks on 5/11 at Seattle ... started the season opener on 3/31 at Kansas City, the first Sox lefty to draw consecutive Opening Day starts since Wilbur Wood from 1972-76.

■ **2002:** Narrowly missed in his bid to win 20 games, dropping his last start to finish 19-12 ... would have been the White Sox first 20-game winner since Jack McDowell went 22-10 in 1993 and the first left-hander since Jim Kaat was 20-14 in 1975 ... with 17 victories, needed to win his final three starts to reach 20 ... defeated Kansas City on 9/17 and Minnesota on 9/22 (both at home) before suffering a 3-2, complete-game loss on 9/28 at Minnesota ... led Twins, 2-1, with two outs and the bases empty in the eighth inning before yielding an infield single to Michael Cuddyer and a two-run homer to Bobby Kielty ... ranked among the AL leaders in IP (2nd, 239.0), games started (T2nd, 34), complete games (T2nd, 5), shutouts (T2nd, 2), wins (T4th, 19) and quality starts (T5th, 23) ... 19 wins tied for second among AL lefties ... 239.0 IP were the most by a Sox pitcher since Alex Fernandez threw 258.0 in 1996 ... five complete games were the most by a Sox pitcher since Fernandez (six in 1996) ... also ranked among the AL leaders in pickoffs (T1st, eight), batters faced (3rd, 984), hits allowed (4th, 236), pitches thrown (4th, 3,501), double play grounders induced (T6th, 24), losses (T8th, 12) and pitches per start (10th, 102.97) ... received 6.55 runs in support per 9.0 IP, fifth-most in the AL ... limited opposing basestealers to a 28.6 percent success rate (4-14), third-lowest in the AL ... went 12-4 with a 3.34 ERA (48 ER/129.1 IP) in 18 starts at home ... 12 home victories ranked second in baseball behind Arizona's Randy Johnson (14) ... made first All-Star appearance on 7/9 in Milwaukee, allowing one run on two hits over 2.0 IP ... became first Sox lefty All-Star since Wilson Alvarez in 1994 ... was 12-6 with a 3.57 ERA (51 ER/128.2 IP) before the break ... 12 wins tied Jack McDowell (12-4 in 1992) for the third-highest total by a Sox pitcher before the All-Star Break since 1975 ... was the first AL pitcher to reach four, five, six, seven and eight wins ... made 23 quality starts in 34 outings, and lasted at least 6.0 IP 30 times and 8.0 IP nine times ... averaged 7.0 IP per start ... opponents hit .260 (236-908), up from .230 in 2001 ... Sox were 20-14 in his starts ...

Buehrle Since 2001

Since the start of the 2001 season, Mark Buehrle has gone 93-65 with a 3.81 ERA (583 ER/1,376.2 IP), 19 complete games and six shutouts in 201 starts. During that span, Buehrle ranks among the major-league leaders in double play grounders (1st, 154), pickoffs (1st, 43), IP (2nd), starts (T4th, 169), quality starts (T4rd, 126), complete games (6th) and wins (T6th).

issued 2.30 walks per 9.0 IP (61 BB), 13th-best in the AL ... allowed just 1.7 walks per 9.0 IP (22 BB/117.1 IP) over final 16 starts compared to 2.9 (39 BB/121.2 IP) over first 18 ... Sox scored 10-plus runs in eight of his starts ... gave up 17 home runs in last 202.1 IP compared to eight in first 36.2 IP ... went 5-1 with a 3.89 ERA (18 ER/41.2 IP) in six starts vs. Minnesota ... was 3-0 with a 1.33 ERA (3 ER/20.1 IP) in three combined starts vs. Seattle and the Yankees ... was 12-5 with a 3.27 ERA (50 ER/137.2 IP) at night ... 3.27 ERA ranked ninth in the AL ... posted a 2.57 ERA (6 ER/21.0 IP) over final three starts ... went the distance on 5/24 vs. Detroit, 7/30 at Minnesota (shutout), 8/16 at Oakland, 9/1 at Detroit (shutout) and 9/28 at Minnesota ... received consideration for AL Pitcher of the Month for May after going 4-1 with a 1.81 ERA in six starts ... won his first four starts, posting a 1.33 ERA

(4 ER/27.0 IP) ... won Sox home opener on 4/12 vs. Baltimore (1 ER/7.0 IP) ... won first career Opening Day start on 4/1 at Seattle, allowing one run on two hits over 6.0 IP ... at age 23, became Sox youngest Opening Day starter since Britt Burns (22) in 1981 ... reached 500.0 IP for his career on 7/22 vs. Minnesota ... starts lasted an average of 2:41, including eight played in less than 2:30 ... was a member of the Major League All-Star Team that played in Japan in November ... made one start, allowing four runs on five hits over 3.0 IP, before leaving with a bruised left shoulder sustained when hit by a line drive off the bat of Hideki Matsui.

■ **2001:** Went 16-8 with a 3.29 ERA in his first full major-league season ... became the first Sox pitcher to win 16 games since Alex Fernandez (16-10) in 1996 and the first lefty since Floyd Bannister (16-11) in 1987 ... ranked among the AL leaders in runners per 9.0 IP (2nd, 9.9), ERA (4th), opponents average (4th, .230), shutouts (T4th, 2), complete games (T5th, 4), fewest walks per 9.0 IP (T6th, 2.0) and IP (10th, 221.1) ... 3.29 ERA topped all AL southpaws and was the fifth-lowest by a Sox left-hander since 1980 ... also ranked among the AL leaders in on-base percentage allowed (2nd, .279), hits per 9.0 IP (3rd, 7.64), opponents average with runners in scoring position (3rd, .219), average with men on base (4th, .215), strikeout-to-walk ratio (8th, 2.63) and slugging percentage allowed (10th, .377) ... limited right-handers to a .230 average, 10th-best in the league ... lefties hit just .213 ... two shutouts were the most by a Sox pitcher since Fernandez in 1995 and most by a lefty since Jerry Reuss in 1988 ... after going 1-3 with a 5.01 ERA (28 ER/50.1 IP) over first eight starts, was 15-5 with a 2.79 ERA (53 ER/171.0 IP) over final 24 ... led the AL in ERA (2.99) as late as 9/8 before finishing fourth ... could have become first Sox pitcher since Joel Horlen in 1967 to lead the league in ERA and the second pitcher in history (Mark Fidrych in 1976) to win the title in first full major-league season ... threw 24.2 consecutive scoreless IP from 5/26-6/7, the most by a Sox pitcher since Tommy John went 25.0 IP from 6/13-25/67 ... also threw 15.2 consecutive scoreless IP from 7/28-8/3 ... ERA was 3.29 before and after the break ... 3.15 road ERA was fourth in the AL and nine road wins tied for sixth ... was fifth in the league with a 3.24 ERA at night and ninth with a 3.45 mark in the day ... led the Sox with 126 strikeouts ... 221.1 IP were a career high at any level ... recorded 20 quality starts ... Sox were 20-12 in his starts ... lasted at least 8.0 IP 10 times ... retired 10 or more straight batters eight times ... four wins in August were tied for third in the AL, and 2.62 ERA was fifth ... 2.08 ERA in June was second in the AL ... recorded back-to-back complete game wins on 8/3 vs. Tampa Bay and 8/8 at Anaheim, the first Sox pitcher to accomplish the feat since Alex Fernandez on 9/21-25/95 ... tossed a one-hit complete-game shutout on 8/3 vs. Tampa Bay, the first by a Sox pitcher since Fernandez on 5/4/92 vs. Milwaukee ... was perfect until the sixth inning and had a no-hitter until the seventh ... recorded his first career complete-game shutout on 5/26 at Detroit ... won five straight decisions on two occasions (5/26-6/18 and 7/28-8/24) ... did not walk a batter over 30.0 consecutive IP from 6/13-29 ... compiled a 2.63 ERA (4 ER/13.2 IP) in two starts vs. Seattle ... held the Mariners to one run on two hits over 8.0 IP in a no decision on 4/29 at Comiskey Park ... was 4-0 with a 2.17 ERA (7 ER/29.0 IP) in four starts vs. Kansas City ... made first Opening Day roster after going 1-0 with a 3.43 ERA (8 ER/21.0 IP) in spring training.

■ **2000:** Made 28 appearances (three starts) in his rookie campaign ... became the Sox primary left-handed setup man after his contract was purchased from Class AA Birmingham on 7/16 ... went 3-1 with a 3.53 ERA (14 ER/35.2 IP) in relief and 1-0 with a 5.74 ERA (10 ER/15.2 IP) as a starter ... was 0-2 in save situations ... posted three holds ... first batters faced were 6-25 (.240) ... allowed 12 of 23 inherited runners (52.2 percent) to score ... averaged 6.5 strikeouts (37 SO/51.1 IP) and 3.3 walks (17 BB) per 9.0 IP ... tied for seventh in the AL with four pickoffs ... went 2-1 with a 2.70 ERA (6 ER/20.0 IP) in August ... after just 36 games in the minor leagues, including 16 above Class A, made major-league debut in relief on 7/16 vs. Milwaukee (1 ER/1.0 IP) ... won his first career start in second outing on 7/19 at Minnesota, allowing two runs on six hits over 7.0 IP ... posted no decisions in starts on 7/24 vs. Kansas City (3 ER/5.0 IP) and 7/29 at Anaheim (5 ER/3.2 IP) ... was moved to the pen following start at Anaheim ... was the winning pitcher in back-to-back games on 8/11-12 at Tampa Bay ... posted a 1.63 ERA (5 ER/27.2 IP) over 17 outings from 8/4-9/15 ... went 3.0 perfect IP on 8/29 at Oakland, combining with James Baldwin and Keith Foulke on a 3-0 shutout ... posted career relief highs with 4.2 scoreless IP and five strikeouts on 8/24 vs. Baltimore after tossing 3.0 scoreless IP with two strikeouts on 8/21 vs. Tampa Bay ... threw 3.1 perfect IP on 9/15 vs. Toronto.

Seeing Double

Mark Buehrle in 2006 became one of seven pitchers (eight times) in White Sox history to record 10 or more victories in at least six consecutive seasons and the first since Joel Horlen (1963-69) ... during that span, Buehrle has gone 93-65 and won at least 14 games each season from 2001-05 (12-13 in 2006) ... other Sox pitchers to accomplish that feat are Billy Pierce (1955-61), Ted Lyons (twice, 1924-30 and 1932-37), Doc White (1903-13), Eddie Cicotte (1913-20) and Ed Walsh (1906-12).

POSTSEASON HIGHLIGHTS

■ **2005:** Made four appearances (three starts), going 2-0 with a 3.47 ERA (9 ER/23.1 IP) and one save as the White Sox won their first World Championship since 1917 ... walked two and struck out 12 ... won Game 2 of the ALDS vs. Boston, allowing four runs on eight hits over 7.0 IP ... recorded a complete-game victory vs. the Angels in Game 2 of the ALCS, giving up one run on five hits over 9.0 IP ... complete game was the first of four straight by Sox starters to conclude the ALCS ... Jon Garland, Freddy Garcia and Jose Contreras went the distance in Games 3-5 as the Sox became the first team since the 1928 Yankees to record four straight complete-game victories in one postseason ... posted a no decision in Game 2 of the World Series vs. Houston, allowing four runs on seven hits over 7.0 IP ... earned the save in Game 3 at Houston, recording the final out to preserve the Sox 7-5 win in 14 innings ... was the ninth and final pitcher used by the Sox in a game that lasted 5:41, the longest game in World Series history.

■ **2000:** Appeared in Game 2 of the ALDS vs. Seattle, throwing 0.1 scoreless IP.

Monthly Bests

Wins	4
10 times, last 5/05	
ERA	0.96
	6/05
SO	37
	5/04
IP	49.0
	9/04

MINOR LEAGUE HIGHLIGHTS

■ **2000:** Was named Southern League Pitcher of the Year at Class AA Birmingham despite making only 16 starts ... was named a Second-Team Minor League All-Star as well as the No. 9 Prospect in the SL by *Baseball America* ... was tabbed by the same publication as having the Best Control in the Sox organization and the SL ... was named to the SL midseason and postseason and the Double-A All-Star Teams ... was the winning pitcher at the Futures Game as part of All-Star weekend ... finished second in the SL with a 2.28 ERA ... limited opponents to a .221 average ... posted a 4:1 strikeout-to-walk ratio (68 SO/17 BB) and issued just 1.3 walks per 9.0 IP ... at time of promotion to the Sox, was second in the SL in ERA (2.28), tied for third in wins (eight) and ranked fourth in IP (118.2).

■ **1999:** Made pro debut at Class A Burlington, appearing in 20 games (14 starts) for the Midwest League champions ... agreed to terms with the Sox on 5/21 ... was named by *Baseball America* as the Best Non-Draft Sign in the organization (was a draft-and-follow from 1998) ... averaged 8.3 strikeouts (91 SO) and 1.5 walks (16 BB) per 9.0 IP ... posted a 5.7:1 strikeout-to-walk ratio ... went 3-0 with a 1.55 ERA (7 ER/40.2 IP) and 45 strikeouts over six starts from 7/10-8/7 ... earned MWL Pitcher of the Week honors for 8/1-7 ... struck out 11 in a complete-game, shutout victory on 8/2 at Cedar Rapids ... was recommended/signed by Nathan Durst and John Kazanas.

COMMUNITY INVOLVEMENT

■ Has signed driver's licenses at the James R. Thompson Center to support Organ Donor awareness in 2003-2004 and 2006 ... took part in a Chicago White Sox Training Academy autograph session in 2006 ... supported the National Association of Down Syndrome in 2005 ... during the 2004 holiday season, purchased and delivered gifts for families from the Wentworth Gardens Chicago Housing Authority community ... also was involved with the Teamates for Kids Foundation, which in October 2004 donated \$13,000 to support the Inner City Little League Program ... taped a PSA promoting "Baseball as America" exhibit at the Field Museum in 2002 ... in 2001, contributed to the White Sox Wives Group "Sox Appetit Cookbook" that raised money for Gilda's Club Chicago.

MISCELLANEOUS/PERSONAL

■ Married Jamie ... made two appearances on the Oprah Winfrey Show in the 2005 offseason ... appeared with several teammates and coaches on the 10/28 show, two days following the White Sox World Series victory over Houston ... also appeared with teammate Scott Podsednik in January 2006 to recognize the selfless acts of Ryan Devlin, a lifelong White Sox fan who sold his World Series tickets to fund his relief efforts for the victims of Hurricane Katrina ... frequently catches the ceremonial first pitch at White Sox home games ... graduated from Jefferson (Mo.) Junior College ... posted a 16-4 record in two seasons ... was selected as a NJCAA Third-Team All-American ... was 8-4 with a 2.70 ERA with 100 strikeouts and 10 walks ... was 8-0 with a 1.75 ERA his freshman season ... attended Francis Howell North High School in St. Charles, Mo. ... threw a combined no-hitter in high school.

YEAR	CLUB	W-L	PCT	ERA	G	GS	CG	SHO	SV	IP	H	R	ER	HR	HB	BB-I	SO	WP	BK
1999	Burlington	7-4	.636	4.10	20	14	1	1	3	98.2	105	49	45	8	5	16-1	91	3	6
2000	Birmingham	8-4	.667	2.28	16	16	1	1	0	118.2	95	37	30	8	10	17-0	68	1	0
	WHITE SOX	4-1	.800	4.21	28	3	0	0	0	51.1	55	27	24	5	3	19-1	37	0	0
2001	WHITE SOX	16-8	.667	3.29	32	32	4	2	0	221.1	188	89	81	24	8	48-2	126	1	5
2002	WHITE SOX	19-12	.613	3.58	34	34	5	2	0	239.0	236	102	95	25	3	61-7	134	6	1
2003	WHITE SOX	14-14	.500	4.14	35	35	2	0	0	230.1	250	124	106	22	5	61-2	119	1	0
2004	WHITE SOX	16-10	.615	3.89	35	35	4	1	0	*245.1	257	119	106	33	8	51-2	165	0	0
2005	WHITE SOX	16-8	.667	3.12	33	33	3	1	0	*236.2	240	99	82	20	4	40-4	149	2	2
2006	WHITE SOX	12-13	.480	4.99	32	32	1	0	0	204.0	247	124	113	36	6	48-5	98	0	1
MINOR TOTALS		15-8	.652	3.11	36	30	2	2	3	217.1	200	86	75	16	15	33-1	159	4	6
A.L. TOTALS		97-66	.595	3.83	229	204	19	6	0	1428.0	1473	684	607	165	37	328-23	828	10	9
M.L. TOTALS		97-66	.595	3.83	229	204	19	6	0	1428.0	1473	684	607	165	37	328-23	828	10	9

*Led League

— Selected by the White Sox in the 38th round of First-Year Player draft (6/98).

DIVISION SERIES RECORD

YEAR	CLUB	W-L	PCT	ERA	G	GS	CG	SHO	SV	IP	H	R	ER	HR	HB	BB-I	SO	WP	BK
2000	SOX vs. Sea.	0-0	.000	0.00	1	0	0	0	0	0.1	2	0	0	0	0	0-0	1	0	0
2005	SOX vs. Bos.	1-0	1.000	5.14	1	1	0	0	0	7.0	8	4	4	0	0	1-0	2	0	0
TOTALS		1-0	1.00	4.91	2	1	0	0	0	7.1	10	4	4	0	0	1-0	3	0	0

CHAMPIONSHIP SERIES RECORD

YEAR	CLUB	W-L	PCT	ERA	G	GS	CG	SHO	SV	IP	H	R	ER	HR	HB	BB-I	SO	WP	BK
2005	SOX vs. LAA	1-0	1.000	1.00	1	1	1	0	0	9.0	5	1	1	1	1	0	4	0	0

WORLD SERIES RECORD

YEAR	CLUB	W-L	PCT	ERA	G	GS	CG	SHO	SV	IP	H	R	ER	HR	HB	BB-I	SO	WP	BK
2005	SOX vs. Hou.	0-0	.000	4.91	2	1	0	0	1	7.1	7	4	4	1	0	0-0	6	0	0

ALL-STAR GAME RECORD

YEAR	CLUB	SITE	W-L	PCT	ERA	G	GS	CG	SHO	SV	IP	H	R	ER	HR	HB	BB-I	SO	WP	BK
2002	A.L., Milwaukee		0-0	.000	0.00	1	0	0	0	0	0.1	2	0	0	0	0	0-0	1	0	0
2005	A.L., Detroit		1-0	1.000	0.00	1	1	0	0	0	2.0	3	0	0	0	0	0-0	3	0	0
2006	A.L., Pittsburgh																			
										DID NOT PITCH										
TOTALS			1-0	1.000	0.00	2	1	0	0	0	2.1	5	0	0	0	0	0-0	4	0	0

BUEHRLE'S STATISTICAL BREAKDOWN

	2006					CAREER						
	ERA	W-L	SV	IP	ER	SO	ERA	W-L	SV	IP	ER	SO
Baltimore	—	—	—	—	—	—	2.26	4-1	0	51.2	13	33
Boston	7.11	0-1	0	6.1	5	3	4.31	4-3	0	62.2	30	28
Cleveland	6.51	0-3	0	27.2	20	12	4.59	7-10	0	155.0	79	96
Detroit	5.50	0-2	0	18.0	11	13	2.92	11-7	0	144.2	47	90
Kansas City	2.53	3-0	0	32.0	9	14	3.26	15-6	0	196.0	71	98
Los Angeles-AL	5.93	0-1	0	13.2	9	4	4.16	1-3	0	80.0	37	34
Minnesota	3.38	3-1	0	26.2	10	18	3.76	18-10	0	203.1	85	138
New York-AL	21.00	0-1	0	3.0	7	1	6.42	1-4	0	33.2	24	21
Oakland	0.00	1-0	0	7.0	0	3	3.86	3-8	0	102.2	44	52
Seattle	8.49	0-1	0	11.2	11	2	3.75	6-4	0	81.2	34	47
Tampa Bay	—	—	—	—	—	—	4.29	5-1	0	42.2	20	22
Texas	5.32	1-2	0	22.0	13	9	3.29	8-3	0	82.0	30	40
Toronto	2.25	1-0	0	8.0	2	4	3.71	2-1	0	53.1	22	34
Interleague	5.14	3-1	0	28.0	16	15	4.61	12-5	0	138.2	71	95
Atlanta	—	—	—	—	—	—	3.38	1-0	0	8.0	3	4
Chicago-NL	6.43	1-1	0	14.0	10	6	5.63	3-3	0	46.1	29	34
Cincinnati	—	—	—	—	—	—	1.13	1-0	0	8.0	1	4
Los Angeles-NL	—	—	—	—	—	—	1.20	1-1	0	15.0	2	12
Milwaukee	—	—	—	—	—	—	9.00	0-0	0	1.0	1	1
Philadelphia	—	—	—	—	—	—	5.06	3-0	0	21.1	12	15
Pittsburgh	2.57	1-0	0	7.0	2	4	2.57	1-0	0	7.0	2	4
St. Louis	5.14	1-0	0	7.0	4	5	5.14	1-0	0	7.0	4	5
San Diego	—	—	—	—	—	—	0.00	0-0	0	7.2	0	6
San Francisco	—	—	—	—	—	—	16.62	0-1	0	4.1	8	4
Washington	—	—	—	—	—	—	6.23	1-0	0	13.0	9	6
Home	4.65	7-7	0	124.0	64	67	3.75	53-31	0	766.0	319	459
Road	5.51	5-6	0	80.0	49	31	3.92	44-35	0	662.0	288	369
Day	5.66	5-5	0	89.0	56	46	3.83	35-19	0	502.2	214	323
Night	4.46	7-8	0	115.0	57	52	3.82	62-47	0	925.1	393	505
Grass	5.09	11-13	0	198.0	112	95	3.78	82-59	0	1272.2	535	730
Turf	1.50	1-0	0	6.0	1	3	4.17	15-7	0	155.1	72	98
Pre-ASG	4.02	9-6	0	123.0	55	54	3.62	53-31	0	760.1	306	453
PostASG	6.44	3-7	0	81.0	58	44	4.06	44-35	0	667.2	301	375
March/April	2.57	3-1	0	35.0	10	12	4.17	14-12	0	216.0	100	124
May	3.18	3-2	0	39.2	14	18	2.92	16-7	0	228.1	74	138
June	3.89	3-1	0	37.0	16	17	3.67	19-8	0	240.1	98	149
July	11.48	0-5	0	26.2	34	15	4.49	13-13	0	234.1	117	139
August	4.34	2-2	0	37.1	18	23	3.74	17-16	0	260.0	108	134
Sept./Oct.	6.67	1-2	0	28.1	21	13	3.98	18-10	0	249.0	110	144

BUEHRLE'S CAREER BY PARK

Park	ERA	W-L	IP	ER	SO
Camden Yards	3.00	1-0	18.0	6	12
Fenway	3.49	3-1	28.1	11	12
U.S. Cellular	3.75	53-31	766.0	319	459
Jacobs Field	3.59	4-4	72.2	29	44
Comerica	3.62	5-5	79.2	32	44
Kauffman	3.30	7-4	95.1	35	40
Angel	3.03	1-1	35.2	12	13
Metrodome	3.90	9-5	99.1	43	69
McAfee	4.86	0-5	53.2	29	26
Yankee	5.73	1-1	11.0	7	5
SAFECO	5.65	1-3	28.2	18	16
Tropicana	5.06	4-1	21.1	12	8
Amerquest	3.45	3-1	31.1	12	15
Rogers Centre	3.98	1-1	20.1	9	12
Wrigley	5.97	2-2	31.2	21	28
Dodger	3.00	0-1	6.0	2	6
Olympic	10.50	0-0	6.0	7	4
Veterans	1.08	1-0	8.1	1	5
PNC	2.57	1-0	7.0	2	4
PETCO	0.00	0-0	7.2	0	6

Buehrle's Game Bests

Hits — 1 (8/3/01 vs. TB., 9.0 IP)
SO — 12 (4/16/05 vs. Sea., 9.0 IP)
BB — 0 (7x, last 9/25/05 vs. Min., 9.0 IP)
IP — 9.0 (19x, last 5/19/06 vs. Cubs)
CG — 19 career (last, 5/19/06 vs. Cubs)
Shutouts — 6 career (last, 5/19/06 vs. Cubs)
Win Streak — 9 games (4/16-6/28/05)
Consecutive Scoreless IP — 25.0 (6/5-22/05)

Buehrle's Fielding — P

Year, Club	Pct.	G	PO	A	E	TC	DP
2000, Sox	.909	28	1	9	1	11	2
2001, Sox	.952	32	11	49	3	63	5
2002, Sox	.963	34	6	46	2	54	2
2003, Sox	1.000	35	15	38	0	53	3
2004, Sox	.944	35	16	41	4	71	3
2005, Sox	.967	33	13	45	2	60	2
2006, Sox	.978	32	9	35	1	45	3
Totals	.964	229	71	273	13	357	20

ALEX CINTRON

8

Given Name: Alexander Cintron

Position: Infielder

Bats: Switch **Throws:** Right

Height: 6-1 **Weight:** 205

Opening Day Age: 28

Born: December 17, 1978, Humacao, P.R.


Resides: Humacao, P.R.

First Pro Contract: Arizona Diamondbacks, selected in the 37th round, June 1997 free agent draft.

Sox Acquisition: Obtained from the Arizona Diamondbacks in exchange for pitcher Jeff Bajenaru, March 8, 2006.

Major League Service: Four years, 91 days.

Contract Status: Signed through 2008 (agreed to terms on a one-year contract on December 27, 2006.)



PLAYERS

■ **2006:** Spent his first season with the White Sox after being acquired from Arizona on 3/8 in exchange for pitcher Jeff Bajenaru ... made 41 appearances at shortstop (35 starts), 26 at second base (23 starts) and 11 at third (six starts) ... compiled a .972 (8 E/282 TC) fielding percentage ... stole a career-high 10 bases ... batted .288 (65-226) with all five home runs left-handed and .274 (17-62) from the right side ... went 2-18 (.111) as a pinch hitter ... averaged one RBI every 7.0 at-bats (41 RBI/228 AB), the second-best mark of his career (6.9 in 2005) ... recorded at least one at-bat in all positions in the lineup except leadoff ... was 29-92 (.315) batting second ... made two starts at designated hitter (2-12) ... hit .310 (9-29) in interleague play ... compiled three separate six-game hitting streaks ... the Sox went 22-5 when he collected an RBI ... hit two triples on 4/13 at Detroit, the first Sox player to accomplish the feat since Jose Valentin on 6/18/04 at Montreal ... recorded game-winning RBI in back-to-back games on 6/6-7 vs. Detroit ... hit a game-winning, three-run home run in the eighth inning on 6/6, his first homer since 9/22/05 vs. the Dodgers ... hit a game-ending single in the 10th inning on 6/24 vs. Houston ... matched his career high with four hits on 6/28 at Pittsburgh (fourth time) ... hit .347 (17-49) in June ... hit his first career grand slam on 8/16 vs. Kansas City ... drove in 12 runs in August, a monthly best ... hit .357 (15-42) over his last 13 games ... hit safely in all six of his World Baseball Classic games with Puerto Rico, going 8-24 (.333) with one home run, four RBI and five runs scored.

Cintron By Season (Games/Games Started)

Year	SS	2B	3B
2001	7/0	—	—
2002	8/5	18/14	9/1
2003	93/90	9/5	16/14
2004	133/125	19/17	1/0
2005	39/31	23/15	32/18
2006	41/35	26/23	11/6
Totals	321/286	95/74	69/39

MAJOR LEAGUE HIGHLIGHTS

■ **Career:** Has played in 321 games at shortstop, 95 at second base and 69 at third ... is a career .308 (142-461) hitter from the right side of the plate and a .270 (338-1,251) hitter from the left side ... has gone 20-86 (.233) with three home runs and 15 RBI as a pinch-hitter ... has played in 26 games for Caguas in the Puerto Rican Winter League, hitting .322 (22-90) with eight doubles, three home runs and 14 RBI.

■ **2005:** Appeared in 122 games with Arizona, down from 154 in 2004 ... played in 39 games (31 starts) at shortstop, 32 (18 starts) at third base and 23 (15 starts) at second ... hit .304 (14-46) with three doubles, three home runs and 12 RBI as a pinch-hitter ... tied for the major-league lead among pinch-hitters in home runs, tied for third in the National League in RBI and ranked ninth in average ... went 8-14 with two doubles, two homers and eight RBI as a pinch-hitter from 8/18-rest of the season ... hit pinch homers on 7/22 vs. Atlanta (off Jim Brower), 8/21 at Cincinnati (Kent Mercker) and 8/27 vs. Philadelphia (Jon Lieber) ... hit game-ending home runs in extra innings on 7/22 vs. Atlanta (Brower) and 9/22 vs. the Dodgers (Duaner Sanchez) ... matched his career high with four hits vs. Kansas City on 6/10 ... batted .343 (24-70) over his final 24 games ... compiled a nine-game hitting streak from 9/9-22 (.478, 11-23) ... tied his career high with four RBI on 9/22 vs. Atlanta and 9/30 at San Francisco ... hit .301 (25-83) with two home runs and nine RBI vs. left-handers and .263 (65-247) with six homers and 39 RBI vs. right-handers.

■ **2004:** Led the Diamondbacks in games played (154) and at-bats (564) and finished second in doubles (31) and third in hits (148) ... was the everyday shortstop for most of the season until a late-season stretch of starts at second base ... hit .415 (17-41) with seven multihit efforts over his final 19 games ... became the first player in franchise history to homer from both sides of the plate on 7/8 at San Francisco ... hit a solo home run off Dustin Hermanson in the fourth inning and a three-run shot off lefty Wayne Franklin in the seventh, finishing with a career-high four RBI.

■ **2003:** Was recalled on 5/6 following an injury to Craig Counsell ... led Arizona regulars with a .317 average, ranked second with 26 doubles and third with 70 runs scored and a .489 slugging percentage ... started 90 games at shortstop, 14 at third base and five at second ... batted .311 (33-106) with runners in scoring position ... hit his first major-league home run on 5/14 at Philadelphia, a solo shot off Brett Myers ... posted three straight three-hit games from 6/14-17 ... hit first game-ending homer on 6/20 vs. Cincinnati (off Scott Williamson).

■ **2002:** Played in 38 games with the D'Backs over four separate stints ... was first recalled on 5/8 but played in just two games ... was recalled a second time on 6/11 and reported to Yankee Stadium, where he went 5-6 in the final two games of the series ... was 2-2 with two runs scored on 6/11 and 3-4 with two doubles on 6/12 ... was optioned to Tucson again on 6/26 but returned on 7/1 after Erubiel Durazo was injured ... returned to Tucson after the All-Star Break but was recalled for the final time on 8/21.

■ **2001:** Was recalled from Class AAA Tucson on 7/23 ... collected his first major-league hit with a single off the Mets Donne Wall on 8/3 ... was optioned back to Tucson on 8/6.

Monthly Bests

AVG349
	9/05
HR	5
	6/03
RBI	18
	9/05

POSTSEASON HIGHLIGHTS

■ **2002:** Appeared in the first two games of the NLDS vs. St. Louis but did not have a plate appearance ... entered Game 1 loss as a defensive replacement ... pinch ran in the seventh inning of Game 2 with Arizona trailing, 1-0 ... breaking from second base on Junior Spivey's grounder, he collided with Cardinals third baseman Scott Rolen and was charged with runners interference ... Rolen suffered multiple sprains to his left shoulder and missed the rest of the postseason.

MINOR LEAGUE HIGHLIGHTS

■ **2003:** Began the season at Class AAA Tucson before being recalled by Arizona on 5/6 ... at the time of the recall, was leading the Pacific Coast League with a .393 (42-107) average with 21 RBI in 26 games ... opened the season with an 11-game hitting streak, going 21-46 (.457) ... was named organizational Player of the Month for April after batting .404 (38-94) with 19 RBI.

■ **2002:** Was named by *Sports Ticker* as one of the top prospects in the PCL after batting .322 with Tucson.

■ **2001:** Spent most of the season at Tucson ... hit .292 (92-315) from the left side of the plate and .291 (32-110) from the right side.

■ **2000:** Was named to the Texas League All-Star Team at Class AA El Paso ... ranked among the TL leaders in strikeout ratio (2nd, 10.23), hits (4th, 157), at-bats (522) and average (10th, .301) ... hit .429 (9-21) in the postseason series against Round Rock.

■ **1999:** Batted .307 with a career-high 64 RBI in his first full season at Class A High Desert ... shared the shortstop position on the California League postseason All-Star Team ... his 17 sacrifice bunts led the CL and ranked fifth in the minor leagues.

■ **1998:** Spent the season at Class A Lethbridge.

■ **1997:** Split his professional debut between the Rookie Diamondbacks and Lethbridge.

MISCELLANEOUS/PERSONAL

■ Single ... among his charitable involvement in 2006, signed autographs at Armour Park as part of Dia del Nino and also at Lincoln Park Zoo as part of Orgullo! Sox Day.

YEAR	CLUB	AVG	G	AB	R	H	TB	2B	3B	HR	RBI	SH	SF	HB	BB	SO	SB	CS	E
1997	AZL D'Backs	.197	43	152	23	30	38	6	1	0	20	3	1	2	21	32	1	4	15
	Lethbridge	.333	1	3	0	1	1	0	0	0	0	0	0	0	1	0	0	0	1
1998	Lethbridge	.264	67	258	41	68	96	11	4	3	34	3	2	2	20	32	8	4	27
1999	High Desert	.307	128	499	78	153	195	25	4	3	64	*17	4	3	19	65	15	8	28
2000	El Paso	.301	125	522	83	157	211	30	6	4	59	13	7	2	29	56	9	9	32
2001	Tucson	.292	107	425	53	124	163	24	3	3	35	20	6	2	15	48	9	6	32
	ARIZONA	.286	8	7	0	2	4	0	1	0	0	0	0	0	0	0	0	0	0
2002	Tucson	.322	85	351	53	113	153	22	3	4	26	10	1	2	11	33	9	5	14
	ARIZONA	.213	.38	75	11	16	22	6	0	0	4	3	0	0	12	13	0	0	1
2003	Tucson	.393	26	107	21	42	63	11	2	2	21	0	0	0	8	6	1	0	4
	ARIZONA	.317	117	448	70	142	219	26	6	13	51	5	3	2	29	33	2	3	11
2004	ARIZONA	.262	154	564	56	148	205	31	7	4	49	12	4	2	31	59	3	3	17
2005	ARIZONA	.273	122	330	36	90	137	19	2	8	48	2	3	1	12	33	1	2	8
2006	WHITE SOX	.285	91	288	35	82	113	10	3	5	41	1	3	2	10	35	10	3	8
MINOR TOTALS		.297	582	2317	52	688	920	129	23	19	259	67	21	13	123	273	52	36	153
N.L. TOTALS		.279	439	1424	173	398	587	82	16	25	152	22	10	5	84	138	6	8	37
A.L. TOTALS		.285	91	288	35	82	113	10	3	5	41	1	3	2	10	35	10	3	8
M.L. TOTALS		.280	530	1712	208	480	700	92	19	30	193	23	13	7	94	173	16	11	45

*Led League

- Selected by Arizona in the 37th round of the First-Year Player Draft (6/97).
- On Class A High Desert disabled list with right ankle sprain (5/8-15/99)
- On Class AA El Paso disabled list with lower back strain (5/19-26/00)
- On Class AAA Tucson disabled list with strained right shoulder (4/0-5/8/01).
- Traded by Arizona to the White Sox in exchange for pitcher Jeff Bajenaru (3/8/06).

DIVISION SERIES RECORD

YEAR	CLUB	AVG	G	AB	R	H	TB	2B	3B	HR	RBI	SH	SF	HB	BB	SO	SB	CS	E
2002	Ariz. vs. St. L.	—	2	0	0	0	0	0	0	0	0	0	0	0	0	0	0	0	0

WORLD BASEBALL CLASSIC RECORD

YEAR	COUNTRY	AVG	G	AB	R	H	TB	2B	3B	HR	RBI	SH	SF	HB	BB	SO	SB	CS	E
2006	Puerto Rico	.333	6	24	5	8	11	0	0	1	4	0	0	0	0	2	0	0	—

CINTRON'S STATISTICAL BREAKDOWN

	2006						CAREER					
	AVG	G	AB	H	HR	RBI	AVG	G	AB	H	HR	RBI
Baltimore	.250	5	16	4	0	3	.229	11	35	8	0	4
Boston	.353	5	17	6	0	3	.353	5	17	6	0	3
Chicago-AL	—	—	—	—	—	—	.167	2	6	1	0	0
Cleveland	.325	13	40	13	1	3	.333	18	54	18	2	7
Detroit	.378	13	45	17	1	9	.313	25	83	26	1	15
Kansas City	.310	8	29	9	2	7	.346	13	52	18	2	11
Los Angeles-AL	.100	3	10	1	0	0	.100	3	10	1	0	0
Minnesota	.242	13	33	8	1	2	.333	22	66	22	1	6
New York-AL	.250	4	16	4	0	3	.333	8	30	10	0	5
Oakland	.231	3	13	3	0	1	.231	3	13	3	0	1
Seattle	.143	3	7	1	0	2	.143	3	7	1	0	2
Tampa Bay	—	1	0	0	0	0	.250	4	8	2	0	0
Texas	.200	4	10	2	0	1	.200	4	10	2	0	1
Toronto	.217	7	23	5	0	3	.238	12	42	10	0	4
Interleague	.310	9	29	9	0	4	.315	60	203	64	1	26
Atlanta	—	—	—	—	—	—	.319	15	47	15	2	7
Chicago-NL	.143	2	7	1	0	0	.242	20	66	16	1	4
Cincinnati	.167	2	6	1	0	1	.274	21	62	17	2	9
Colorado	—	—	—	—	—	—	.329	45	149	49	2	11
Florida	—	—	—	—	—	—	.186	14	43	8	1	4
Houston	.300	2	10	3	0	1	.310	19	71	22	3	11
Los Angeles-NL	—	—	—	—	—	—	.255	50	161	41	2	15
Milwaukee	—	—	—	—	—	—	.246	18	57	14	0	4
New York-NL	—	—	—	—	—	—	.298	16	47	14	1	6
Philadelphia	—	—	—	—	—	—	.267	16	60	16	3	6
Pittsburgh	.800	2	5	4	0	2	.217	19	69	15	0	6
St. Louis	.000	1	1	0	0	0	.281	17	57	16	2	5
San Diego	—	—	—	—	—	—	.267	50	161	43	1	17
San Francisco	—	—	—	—	—	—	.307	60	192	59	4	26
Washington	—	—	—	—	—	—	.189	17	37	7	0	3
Home	.296	48	152	45	3	27	.290	273	832	241	15	106
Road	.272	43	136	37	2	14	.272	257	880	239	15	87
Day	.276	34	123	34	0	15	.285	162	543	155	6	65
Night	.291	57	165	48	5	26	.278	368	1169	325	24	128
vs. Left	.274	—	62	17	0	5	.308	—	461	142	8	44
vs. Right	.288	—	226	65	5	36	.270	—	1251	338	22	149
Grass	.294	79	252	74	4	38	.279	506	1633	456	28	186
Turf	.222	12	36	8	1	3	.304	24	79	24	2	7
Pre-ASG	.284	48	162	46	2	20	.273	270	908	248	15	102
Post ASG	.286	43	126	36	3	21	.289	260	804	232	15	91
RISP	.286	—	77	22	3	39	.275	—	436	120	9	162
Bases Loaded	.500	—	12	6	1	18	.341	—	41	14	1	37
April	.286	13	42	12	0	3	.281	50	160	45	1	15
May	.244	12	41	10	0	3	.246	83	281	69	2	24
June	.347	15	49	17	2	10	.302	94	321	97	8	48
July	.269	17	52	14	1	6	.255	95	306	78	7	24
August	.228	19	57	13	1	12	.269	100	297	80	7	44
Sept./Oct.	.340	15	47	16	1	7	.320	108	347	111	5	38
As PH	.111	20	18	2	0	1	.233	92	86	20	3	15
As DH	.167	8	12	2	0	0	.167	8	12	2	0	0

Cintron's Game Bests

Hits — 4 (4x, last 6/29/06 at Pit.)
 HR — 2 (7/8/04 at S.F.)
 GS — 1 (8/16/06 vs. K.C.)
 RBI — 4 (4x, last 8/16 vs. K.C.)
 SB — 2 (twice, last 6/10/06 vs. Cle.)
 Hitting Streak — 11 games (7/8-25/03)

Cintron's MultiHR Games

No.	Date	Opp.	Pitchers
2	7/8/04	at S.F.	Hermanson/Franklin

Cintron's Grand Slams

No.	Date	Opp.	Inn.	Pitcher
1	8/16/06	vs. K.C.	9th	S. Dohmann

CINTRON'S CAREER BY PARK

Park	AVG	AB	H	HR	RBI
Camden Yards	.273	11	3	0	0
Fenway Park	.500	6	3	0	2
U.S. Cellular	.296	152	45	3	27
Jacobs Field	.217	23	5	0	1
Comerica	.188	48	9	0	3
Kauffman	.333	30	10	1	5
Angel	.167	6	1	0	0
Metrodome	.371	35	13	1	2
Yankee	.700	10	7	1	0
McAfee	.250	4	1	0	0
SAFECO	.000	3	0	0	0
Ameritrust Field	.000	4	0	0	0
Rogers Centre	.190	21	4	0	3
Turner	.343	35	12	1	4
Chase	.288	680	196	12	79
Wrigley	.194	36	7	1	2
Great American	.269	26	7	1	6
Coors	.310	87	27	1	6
Dolphins	.143	28	4	1	2
Minute Maid	.310	42	13	1	5
Dodger	.276	76	21	1	5
Miller	.135	37	5	0	3
Olympic	.125	8	1	0	1
Shea	.400	15	6	1	2
PNC	.278	36	10	0	5
AT&T	.300	100	30	3	15
old Busch	.143	21	3	0	0
Qualcomm	.303	33	10	0	8
PETCO	.245	53	13	0	2
Veterans	.400	15	6	1	1
Citizens Bank	.259	27	7	1	3
RFK	.250	4	1	0	0

Cintron's Fielding — SS

Year, Club	Pct.	G	PO	A	E	TC	DP
2001, Ariz.	1.000	7	2	6	0	8	0
2002, Ariz.	.962	8	7	18	1	26	5
2003, Ariz.	.979	93	138	235	8	381	56
2004, Ariz.	.972	133	141	382	15	538	61
2005, Ariz.	.966	39	43	99	5	147	19
2006, Sox	.973	41	50	94	4	148	19
Totals	.964	501	349	967	45	1261	98


Cintron's Fielding — 2B

Year, Club	Pct.	G	PO	A	E	TC	DP
2002, Ariz.	1.000	18	27	31	0	58	9
2003, Ariz.	1.000	9	14	17	0	31	5
2004, Ariz.	.975	19	33	46	2	81	6
2005, Ariz.	.986	23	31	39	1	71	12
2006, Sox	.990	26	43	59	1	103	9
Totals	.988	95	148	192	4	344	41

Cintron's Fielding — 3B

Year, Club	Pct.	G	PO	A	E	TC	DP
2002, Ariz.	1.000	9	2	7	0	9	1
2003, Ariz.	.923	16	14	22	3	39	0
2004, Ariz.	1.000	1	1	0	0	1	0
2005, Ariz.	.966	32	15	41	2	58	9
2006, Sox	.903	11	8	20	3	31	1
Totals	.942	69	40	90	8	138	11

PLAYERS



Given Name: Jose Ariel Contreras
Position: Pitcher
Bats: Right **Throws:** Right
Height: 6-4 **Weight:** 245
Opening Day Age: 35
Born: December 6, 1971, La Martinas, Cuba
Resides: Tampa, Fla.
First Pro Contract: New York Yankees, signed as a free agent, February 6, 2003.
Sox Acquisition: Obtained from the New York Yankees, with cash considerations, in exchange for pitcher Esteban Loaiza, July 31, 2004.
Major League Service: Three years, 152 days.
Contract Status: Signed through 2009 (agreed to terms on a three-year, \$27 million extension, April 1, 2006.)


PLAYERS

■ **2006:** Went 13-9 with a 4.27 ERA (93 ER/196.0 IP) in 30 starts in his second full season with the White Sox ... was part of the first Sox starting rotation to feature five 10-game winners since 1983 (LaMarr Hoyt, Rich Dotson, Floyd Bannister, Jerry Koosman and Britt Burns) ... made 30 starts for the third consecutive season, but fell 4.0 IP shy of reaching the 200.0 IP mark for the second time (204.2 IP in 2005) ... missed his last scheduled start due to a mild strain of his right hamstring ... was selected to his first American League All-Star Team ... was scheduled to be the starting pitcher for the AL but was scratched after starting two days earlier vs. Boston ... his 4.27 ERA was 0.66 higher than his 3.61 mark in 2005, and his nine losses matched his career high (2004) ... ranked 10th in the AL in opponents slugging percentage (.398) and 11th in opponents average (.256) and on-base percentage (.312) ... tied for second in the AL in wild pitches (16) ... made 16 quality starts (11 in the first half) ... was 9-0 with a 3.38 ERA (41 ER/109.1 IP) prior to the All-Star Break and 4-9 with a 5.40 ERA (52 ER/86.2 IP) after the Midsummer Classic ... the nine second-half losses were tied with Tampa Bay's Tim Lincecum for the most in the AL ... his franchise-record 17-game winning streak (17-0, 2.92 ERA) came to an end on 7/14 at Yankee Stadium (4 ER/7.0 IP) ... the streak tied Johan Santana (2004-05) and Dave McNally (1968-69) for the second-longest in the majors over the last 40 years ... was on the 15-day disabled list from 5/5-20 with sciatica ... went 5-0 with a 1.41 ERA (7 ER/44.2 IP) and a .179 opponents average before the injury and 8-9 with a 5.11 ERA (86 ER/151.1 IP) and a .276 average following his return ... the Sox went 15-15 in his starts ... averaged 6.2 strikeouts per 9.0 IP (134 SO) and 5.6 runs of support (121 R) ... went at least 6.0 IP 24 times and 7.0 on 16 occasions ... allowed a career-low 20 home runs (12 to right-handers) ... limited No. 4 hitters to a .198 (16-81) average ... posted a 6.84 ERA (19 ER/25.0 IP) in interleague play ... was 7-3 at home and 6-6 on the road ... allowed 21 stolen bases, tied for third in the AL ... averaged 101.3 pitches per start, 11th-most in the AL ... was named the AL Pitcher of the Month for April, going 4-0 with a 1.45 ERA (6 ER/37.1 IP) in five starts ... also garnered the award in September 2005, becoming the first player to win the award in back-to-back months in club history and

Longest Winning Streaks In Baseball Since 1966

Jose Contreras compiled a club-record, 17-game winning streak from 8/21/05-7/9/06, tying Johan Santana (2004-05) and Dave McNally (1968-69) for the second-longest in baseball over the last 40 years ... Contreras went 17-0 with a 2.92 ERA (55 ER/169.2 IP) in 24 starts during the streak ... the longest winning streaks in baseball since 1966:

Wins	Pitcher	Start	End
20	Roger Clemens	6/3/98	6/1/99
17	Jose Contreras	8/21/05	7/4/06
17	Johan Santana	7/17/04	4/26/05
17	Dave McNally	9/22/68	8/3/69



the first since Santana in 2004 (July, August and September) ... combined with Boone Logan (1.0 IP) and Cliff Politte (1.0) on a one-hitter on 4/17 vs. Kansas City, the first by the Sox since 5/25/1979 vs. California ... retired 14 consecutive batters in a victory on 5/4 vs. Seattle (1 ER/7.1 IP) ... set career highs in strikeouts in back-to-back starts with 11 on 6/12 at Texas and 13 on 6/17 at Cincinnati ... the 24 strikeouts in consecutive starts were the most by a Sox pitcher in one season since Bart Johnson also fanned 24 in September 1971 ... on 6/12 at Texas, became the first Sox pitcher to strike out at least 10 batters without a walk since Wilson Alvarez fanned 11 vs. the Rangers on 7/26/96 ... was 3-0 in June despite a 6.21 ERA (26 ER/37.2 IP) ... recorded his first career shutout on 8/11 vs. Detroit, allowing three hits ... gave up seven runs in back-to-back starts on 8/16 vs. Kansas City (6.2 IP) and 8/21 at Detroit (5.0 IP) ... lasted a season-low 2.2 IP on 8/26 vs. Minnesota (5 ER) ... posted a 7.50 ERA (25 ER/30.0 IP) in August ... was removed from his final start on 9/22 vs. Seattle after 1.2 IP with a right hamstring injury ... agreed to terms on a three-year contract on 4/1 ... under the terms of the extension, he will make \$9 million in 2007 and \$10 million in 2008 and 2009.

MAJOR LEAGUE HIGHLIGHTS

■ **Career:** Ranks 14th among all pitchers since 2003 with a .640 (48-27) winning percentage and 15th with a .242 opponents average ... also ranks second to John Lackey (56) with 55 wild pitches during that span ... won a White Sox-record 17 consecutive games from 8/21/05-7/4/06, posting a 2.86 ERA (52 ER/163.2 IP) in 23 starts ... the streak is tied with Johan Santana (2004-05) and Dave McNally (1968-69) for the second-longest in the majors since 1967 ... is 3-3 with a 3.77 ERA (18 ER/43.0 IP) and 31 strikeouts in 12 career postseason appearances (11 starts) ... was named American League Pitcher of the Month for September 2005 and April 2006 ... played seven years for the Cuban national team, compiling a 117-50 mark with a 2.82 ERA in Cuban-League play ... won the gold medal in the 1999 Pan-American Games in Canada, defeating the United States in the finals.

■ **2005:** Established career highs in victories (15), starts (32), IP (204.2) and strikeouts (154) in his first full season with the White Sox ... was one of three Sox starters with at least 15 wins, the first time the club has accomplished the feat since 1993 (Jack McDowell -22, Alex Fernandez - 18, Wilson Alvarez - 15) ... was named the American League Pitcher of the Month for September after going 6-0 with a 1.99 ERA (10 ER/45.1 IP) in six starts ... the six wins tied Rich Dotson (1983) and Jim Kaat (1974) for the second most victories by a Sox pitcher in September since 1969 ... went 11-2 with a 2.96 ERA (34 ER/103.1 IP) following the All-Star Break after going 4-5 with a 4.26 ERA (48 ER/101.1 IP) prior to the Midsummer Classic ... the 11 victories in the second half tied for the most in baseball with Houston's Andy Pettitte and were the most by a Sox pitcher since LaMarr Hoyt in 1983 (15) ... ranked among the AL leaders in opponents average (3rd, .232), hits per 9.0 IP (3rd, 7.8), wins (T8th) and ERA (11th) ... ended the season on an eight-game winning streak, going 8-0 with a 2.09 ERA (14 ER/60.1 IP) in eight starts ... allowed four runs in 25.0 IP (1.44 ERA) over his final three outings ... made 18 quality starts, including eight of his last 10 ... left-handers batted .231 (89-386) and right-handers .233 (88-377) ... limited opponents to five hits in 80 at-bats (.063) with an 0-2 count ... threw 20 wild pitches, tied with teammate Freddy Garcia for the franchise record and the most in the AL ... opponents were successful on 28 of 30 stolen base attempts ... induced 15 double play grounders ... the Sox were 21-11 in his starts ... received 4.4 runs of support per game, second-lowest among Sox starters ... was 2-0 with a 0.60 ERA (1 ER/15.0 IP) vs. the Yankees ... did not factor in the decision in his first five starts, despite a 3.04 ERA (9 ER/26.2 IP) ... allowed four home runs on 6/13 vs. Arizona ... lost consecutive decisions once (6/25 vs. the Cubs and 7/1 at Oakland) ... threw 7.0 scoreless IP with three hits allowed on 8/9 at Yankee Stadium ... did not issue a walk in three consecutive starts for the first time in his career from 8/21-9/1 ... scattered 11 hits in a win on 8/21 vs. the Yankees (1 ER/8.0 IP) ... tossed first career complete game on 9/23 vs. Minnesota, allowing one run on six hits with nine strikeouts ... did not yield a home run in nine of his last 10 starts ... went 0-3 at the plate with a walk and two strikeouts.

■ **2004:** Combined to go 13-9 with a 5.50 ERA (104 ER/170.1 IP) and 150 strikeouts in 31 starts between the White Sox and Yankees ... was acquired from the Yankees with cash considerations on 7/31 in return for pitcher Esteban Loaiza ... was 5-4 with a 5.30 ERA (44 ER/74.2 IP) in 13 starts with the Sox after going 8-5 with a 5.64 ERA (60 ER/95.2 IP) in 18 starts with the Yankees ... ranked seventh in the AL with an average of 7.9 strikeouts per 9.0 IP ... his 5.50 ERA (104 ER/170.1 IP) was the fourth-highest in the AL ... led the AL in wild pitches (17), ranked fifth in walks allowed (84), and 10th in run support per game (6.34) and home runs allowed (31) ... 21 of his 31 home runs surrendered were solo ... opponents batted .253 (166-657) ... made 13 quality starts and averaged 5.5 IP per start ... was 13-2 with a 2.93 ERA (39 ER/120.0 IP) in 18 starts when lasting at least 6.0 IP, compared to 0-7 with a 11.62 ERA (65 ER/50.1 IP) in 13 games with less than 6.0 IP ... went 5-1 with a 2.97 ERA (22 ER/66.2 IP) in 10 starts vs. AL Central teams ... posted a 6.97 ERA in April and May combined, but rebounded to record a 3.81 ERA in June ... made his Sox debut in a victory at Kansas City on 8/3, allowing two earned runs on five hits over 6.0 IP ... became the 13th Cuban-born player (seventh pitcher) to appear in a game for the White Sox and first since Jose Canseco

in 2001 ... earned his first career victory over Boston on 8/13 at Fenway Park (4 ER/6.0 IP) ... entered the game with an 0-4 lifetime mark and a 16.43 ERA against the Red Sox ... matched his season high with eight runs allowed in 1.2 IP on 9/7 at Texas ... tossed 8.0 scoreless IP on 10/3 at Kansas City, allowing just two hits ... took a no-hitter into the seventh inning before Ruben

CONTRERAS' 2006 START-BY-START

Date	Opp	WL	IP	H	R	ER	BB	SO	#P	Exit	ERA
4/5	vs. Cle.	ND	6.0	6	2	2	2	3	100	3-2	3.00
4/12	at Det.	W	8.0	6	1	1	1	2	110	4-1	1.93
4/17	vs. K.C.	W	7.0	1	0	0	1	6	101	9-0	1.29
4/23	vs. Min.	W	8.0	6	2	2	3	2	108	7-2	1.55
4/29	at LAA	W	8.1	5	1	1	1	4	103	2-1	1.45
5/4	vs. Sea.	W	7.1	4	1	1	3	4	110	4-1	1.41
5/21	vs. Cubs	ND	7.1	6	4	4	0	4	98	4-2	1.90
5/27	at Tor.	ND	7.0	5	1	1	3	11	111	1-1	1.83
6/1	at Cle.	ND	5.0	8	6	6	4	4	107	5-4	2.53
6/7	vs. Det.	W	7.0	7	3	2	4	4	119	4-3	2.54
6/12	at Tex.	W	8.0	6	3	3	0	11	108	8-3	2.62
6/17	at Cin.	ND	6.0	7	5	5	2	13	113	4-5	2.96
6/23	vs. Hou.	W	6.1	8	4	4	3	4	114	6-4	3.15
6/29	at Pit.	ND	5.1	12	6	6	2	4	98	4-5	3.54
7/4	vs. Bos.	W	6.2	6	0	0	0	3	99	2-0	3.31
7/9	vs. Bal.	ND	6.0	4	3	3	5	6	114	2-3	3.38
7/14	at N.Y.	L	7.0	7	4	4	3	3	99	3-3	3.48
7/20	at Det.	L	7.0	6	2	2	1	1	96	1-2	3.43
7/25	vs. Min.	L	7.0	7	4	4	2	5	103	3-4	3.52
7/31	at K.C.	W	7.0	9	4	3	2	3	122	8-4	3.54
8/6	at Tor.	L	6.2	6	6	6	2	4	112	3-5	3.75
8/11	vs. Det.	W	9.0	3	0	0	1	5	101	5-0	3.53
8/16	vs. K.C.	L	6.2	12	7	7	1	6	98	0-7	3.78
8/21	at Det.	L	5.0	8	7	7	1	2	70	1-6	4.04
8/26	vs. Min.	ND	2.2	7	5	5	2	1	73	1-5	4.25
9/1	at K.C.	L	5.0	7	7	2	2	6	92	1-7	4.23
9/6	at Bos.	W	8.0	4	1	1	0	9	98	8-1	4.09
9/11	at LAA	W	8.0	6	1	1	1	8	113	3-1	3.97
9/17	at Oak.	L	6.0	8	5	5	4	3	109	5-4	4.08
9/22	vs. Sea.	L	1.2	7	6	5	0	2	42	1-6	4.27

Sox All-Time Winning Streaks

Wins	Pitcher	Start	End
17	Jose Contreras	8/21/05	7/14/06
15	Wilson Alvarez	8/24/93	6/7/94
15	LaMarr Hoyt	7/27/83	4/10/84

Gotay singled to leadoff the frame ... went 1-2 with a 9.47 ERA (20 ER/19.0 IP) in his first five starts before being optioned to Class A Tampa on 5/5 ... was transferred to Class AAA Columbus on 5/11 ... went 2-0 with a 3.29 ERA (5 ER/13.2 IP) in two starts with the Clippers ... struck out 12 batters on 5/16 vs. Buffalo ... was recalled by the Yankees on 5/21 ... posted a no decision on 5/22 at Texas (1 ER/6.0 IP) ... lasted just 0.2 IP on 6/2 vs. Baltimore (5 R/1 ER), his shortest career start ... struck out a then career-high 10 batters on 6/27 vs. the Mets ... worked into the ninth inning for the first time in his career on 7/15 at Detroit ... issued 40 walks over his last 11 starts, an average of 5.9 per 9.0 IP (60.2 IP).

■ **2003:** Split his first major-league season with the Yankees between the bullpen and the starting rotation ... was 6-1 with a 2.34 ERA (15 ER/57.2 IP) in nine starts and 1-1 with a 7.43 ERA (11 ER/13.1 IP) in nine relief appearances ... limited opponents to a .202 (52-257) average, including a .184 (38-207) average as a starter ... averaged a team-high 9.1 strikeouts per 9.0 IP ... was 3-1 with a 4.62 ERA (13 ER/25.1 IP) before the break and 4-1 with a 2.56 ERA (13 ER/45.2 IP) in the second half ... posted a 1.65 ERA (5 ER/27.1) at home, compared to 4.33 (21 ER/43.2 IP) on the road ... made his major-league debut in relief on 3/31 at Toronto (2 ER/1.2 IP) ... also struck out four batters ... earned his first win on 4/14 vs. Toronto (1 ER/1.2 IP) ... was 1-0 with a 10.80 ERA (6 ER/5.0 IP) in five relief appearances before being optioned to Class AAA Columbus on 4/19 ... was recalled on 5/20 and suffered his first loss in relief that night at Boston (5 ER/1.2 IP) ... tossed 4.0 scoreless IP of relief on 5/24 vs. Toronto ... threw 7.0 shutout IP in his first start on 5/30 at Detroit, allowing two hits ... was on the 15-day disabled list from 6/7-8/24 with a subscapularis strain in his right shoulder ... struck out 15 batters for Class A Staten Island in second rehab start on 8/16 vs. Jamestown (7.0 IP) ... picked up the victory on 8/24 vs. Baltimore with 7.0 scoreless frames, his third straight and first since returning from the disabled list ... tossed a season-high 8.0 shutout IP on 9/23 at the White Sox ... also struck out a season-best nine batters ... registered lone hold with 2.0 scoreless IP in relief in his final appearance on 9/27 vs. Baltimore ... was 3-0 with a 1.51 ERA (6 ER/35.2 IP) in September.

Monthly Bests

Wins	6
	9/05
ERA	1.45
	4/06
SO	40
	6/06
IP	45.1
	9/05

POSTSEASON HIGHLIGHTS

■ **2005:** Went 3-1 with a 3.09 ERA (11 ER/32.0 IP) in four starts as the White Sox won their first World Championship since 1917 ... struck out 14 while walking just two ... all four starts were quality ... held the opposition to a .222 (26-117) average ... started Game 1 of each series ... earned his first World Series victory in Game 1 vs. Houston, allowing three runs on six hits in 7.0 IP ... matched a World Series record with three hit batsmen (also Pittsburgh's Bruce Kison in Game 4 of the 1971 World Series) and two in one inning (third time, last St. Louis' Wayne Granger in Game 6 of the 1968 World Series) ... went 1-1 with a 3.12 ERA (6 ER/17.1 IP) in two ALCS starts ... suffered Chicago's lone playoff loss in Game 1 of the ALCS vs. the Angels (3 ER/8.1 IP) ... the defeat ended his nine-game winning streak dating to the regular season ... was the winning pitcher as the Sox clinched the AL championship in Game 5 at Angel Stadium, tossing Chicago's fourth straight complete game (3 ER/9.0 IP) ... threw the last of the Sox four consecutive complete-game victories vs. the Angels, the first time the feat was accomplished in a postseason since the 1928 Yankees (Waite Hoyt - 2, George Pipgras and Tom Zachary) ... notched his first postseason victory in his first playoff start in Game 1 of the ALDS vs. Boston ... allowed two runs in 7.2 IP of the Sox 14-2 win.

■ **2003:** Went 0-2 with a 5.73 ERA (7 ER/11.0 IP) and 17 strikeouts in eight postseason appearances ... six of eight outings were scoreless ... appeared in four games each in the ALCS victory over Boston and in the World Series loss to Florida ... earned holds in Games 2 and 3 of the ALCS ... suffered the loss in Game 6 at Yankee Stadium (3 ER/1.1 IP) ... struck out 10 batters in 6.1 IP of the Fall Classic ... threw 2.0 scoreless IP in Game 4 at Florida, fanning four ... suffered the loss in Game 5, giving up four runs on five hits over 3.0 IP.

MINOR LEAGUE HIGHLIGHTS

■ **2003:** Went 2-0 with a 2.78 ERA (4 ER/27.2 IP) in four combined stops in the Yankees farm system ... won his first start with Class AAA Columbus on 4/29 at Toledo (0 ER/5.0 IP) ... struck out 18 batters in three starts with the Clippers (15.0 IP) ... made one relief appearance with Class AA Trenton (0 ER/1.2 IP).

INTERNATIONAL HIGHLIGHTS

■ **Career:** Played seven years for the Cuban national team, compiling a 117-50 mark with a 2.82 ERA in Cuban-League play ... in his last three major international tournaments against professional players (1999 Pan-American Games, 2000 Olympics and 2001 World Cup), went 7-0 with a 0.59 ERA ... allowed only 36 hits in 66.0 IP with 66 strikeouts ... won the gold medal in the 1999 Pan-American Games in Canada, defeating the United States in the finals ... struck out 13 batters in 8.0 IP, including eight straight in one stretch ... tossed a six-hitter with nine strikeouts vs. Japan in the semifinals of the 2000 Olympics in Sydney ... threw a three-hitter with 10 strikeouts in a 1-0 victory vs. Australia in the preliminary round ... earned the silver medal and was named the tournament's best right-handed pitcher ... his string of 44.0 scoreless IP in international play ended vs. Nicaragua in the 2002 Americas Cup in Mexico ... also participated in the 1993 Tournament For The Peace in El Salvador, 1996 Olympics in Atlanta, Ga., 1998 Baseball World Championship in Italy and the Caribbean Games in Venezuela ... appeared in two exhibition games vs. Baltimore in 1999 ... tossed 8.0 shutout IP with 10 strikeouts in relief on 3/28/99 vs. Baltimore in Cuba's 3-2 victory in 11 innings ... allowed three runs in 1.2 IP on 5/3/99 at Camden Yards in the Orioles 12-6 win.

COMMUNITY INVOLVEMENT

■ Among his charitable involvement in 2006, signed autographs at Armour Park as part of Dia del Nino and also at Lincoln Park Zoo as part of Orgullo! Sox Day ... participated in Dia del Nino festival in 2005, recorded White Sox radio commercials in Spanish and welcomed sponsors to U.S. Cellular Field.

MISCELLANEOUS/PERSONAL

■ Married Miriam ... has two daughters, Naylan and Naylenis, and one son, Jose Jr. ... defected from Cuba on 10/25/02 during the Americas Series tournament in Santillo, Mexico ... was named Cuba's Male Athlete of the Year three times.

YEAR	CLUB	W-L	PCT	ERA	G	GS	CG	SHO	SV	IP	H	R	ER	HR	HB	BB-I	SO	WP	BK
2003	Tampa	0-0	.000	4.50	1	1	0	0	0	4.0	4	2	2	0	1	3-0	5	1	0
	Staten Island	0-0	.000	0.00	1	1	0	0	0	7.0	2	0	0	0	0	0-0	15	0	0
	Trenton	0-0	.000	0.00	1	1	0	0	0	1.2	1	0	0	0	0	2-0	3	0	0
	Columbus	2-0	1.000	1.20	3	3	0	0	0	15.0	10	2	2	1	1	2-0	18	0	0
	NEW YORK-AL	7-2	.778	2.78	18	9	0	0	0	71.0	52	27	26	4	5	30-1	72	2	0
2004	NEW YORK-AL	8-5	.615	5.64	18	18	0	0	0	95.2	93	66	60	22	6	42-1	82	10	0
	WHITE SOX	5-4	.556	5.30	13	13	0	0	0	74.2	73	48	44	9	2	42-0	68	7	0
2005	WHITE SOX	15-7	.682	3.61	32	32	1	0	0	204.2	177	91	82	23	9	75-2	154	#20	2
2006	WHITE SOX	13-9	.591	4.27	30	30	1	1	0	196.0	194	101	93	20	10	55-4	134	16	0
MINOR TOTALS		2-0	1.000	2.78	6	6	0	0	0	27.2	17	4	4	1	2	7-0	41	1	0
SOX TOTALS		33-20	.623	4.15	75	75	2	1	0	475.1	444	240	219	52	21	172-6	356	43	2
A.L. TOTALS		48-27	.640	4.28	111	102	1	1	0	642.0	589	333	305	78	32	244-8	510	55	2
M.L. TOTALS		48-27	.640	4.28	111	102	1	1	0	642.0	589	333	305	78	32	244-8	510	55	2

#Tied For League Lead

- Signed by New York-AL as a free agent (2/6/03).
- On New York-AL disabled list with a subscapularis strain in right shoulder (6/7-8/24/03).
- Traded by New York-AL to White Sox, along with cash considerations, in exchange for pitcher Esteban Loaiza (7/31/04).
- On White Sox disabled list with sciatica (5/5-20/06).

DIVISION CHAMPIONSHIP SERIES RECORD

YEAR	CLUB	W-L	PCT	ERA	G	GS	CG	SHO	SV	IP	H	R	ER	HR	HB	BB-I	SO	WP	BK
2005	SOX vs. Bos.	1-0	1.000	2.35	1	1	0	0	0	7.2	8	2	2	0	0	0-0	6	1	0

LEAGUE CHAMPIONSHIP SERIES RECORD

YEAR	CLUB	W-L	PCT	ERA	G	GS	CG	SHO	SV	IP	H	R	ER	HR	HB	BB-I	SO	WP	BK
2003	NY Yankees vs. Bos.	0-1	.000	5.79	4	0	0	0	0	4.2	6	3	3	0	0	2-0	7	2	0
2005	SOX vs. LAA	1-1	.500	3.12	2	2	1	0	0	17.1	12	6	6	1	0	2-0	6	0	0
TOTALS		1-2	.333	3.68	6	2	1	0	0	22.0	18	9	9	1	0	4-0	13	2	0

WORLD SERIES RECORD

YEAR	CLUB	W-L	PCT	ERA	G	GS	CG	SHO	SV	IP	H	R	ER	HR	HB	BB-I	SO	WP	BK
2003	NY Yankees vs. Fla.	0-1	.000	5.68	4	0	0	0	0	6.1	5	4	4	0	0	5-0	10	0	0
2005	SOX vs. Hou.	1-0	1.000	3.86	1	1	0	0	0	7.0	6	3	3	1	3	0-0	2	0	0
TOTALS		1-1	.500	4.73	5	1	0	0	0	13.1	11	7	7	1	3	5-0	12	0	0

ALL-STAR GAME RECORD

YEAR	SITE	W-L	PCT	ERA	G	GS	CG	SHO	SV	IP	H	R	ER	HR	HB	BB-I	SO	WP	BK
2006	A.L. Pittsburgh																		
DID NOT PITCH																			

Grab Some Bench

Jose Contreras recorded back-to-back double-digit strikeout games on June 12-17, 2006, becoming the first White Sox pitcher to accomplish that feat since Alex Fernandez in July 1994. Contreras struck out a career-high 11 batters on June 12 at Texas and then surpassed that mark with a 13-strikeout effort on June 17 at Cincinnati, the most by a Sox hurler since Fernandez also fanned 13 on 6/12/96 vs. Boston.

CONTRERAS' STATISTICAL BREAKDOWN

	2006						CAREER					
	ERA	W-L	SV	IP	ER	SO	ERA	W-L	SV	IP	ER	SO
Baltimore	0.00	1-0	0	6.2	0	3	4.57	3-2	0	41.1	21	27
Boston	2.57	1-0	0	14.0	4	15	8.56	3-4	0	41.0	39	45
Chicago-AL	—	—	—	—	—	—	3.38	1-1	0	13.1	5	14
Cleveland	6.55	0-0	0	11.0	8	7	2.98	2-0	0	45.1	15	36
Detroit	3.00	3-2	0	36.0	12	13	3.46	8-4	0	106.2	41	79
Kansas City	4.21	2-2	0	25.2	12	21	2.96	7-2	0	70.0	23	57
Los Angeles-AL	1.10	2-0	0	16.1	2	12	3.90	2-2	0	32.1	14	27
Minnesota	5.60	1-1	0	17.2	11	8	3.72	3-2	0	46.0	19	26
New York-AL	5.14	0-1	0	7.0	4	3	2.05	2-1	0	22.0	5	14
Oakland	7.50	0-1	0	6.0	5	3	7.61	1-3	0	23.2	20	15
Seattle	6.00	1-1	0	9.0	6	6	5.06	2-1	0	16.0	9	13
Tampa Bay	—	—	—	—	—	—	2.50	4-0	0	39.2	11	23
Texas	3.38	1-0	0	8.0	3	11	6.89	1-1	0	15.2	12	20
Toronto	4.61	0-1	0	13.2	7	7	3.63	2-1	0	34.2	14	30
Interleague	6.84	1-0	0	25.0	19	25	5.44	7-3	0	94.1	57	84
Arizona	—	—	—	—	—	—	7.30	1-1	0	12.1	10	10
Chicago-NL	4.91	0-0	0	7.1	4	4	4.79	1-1	0	20.2	11	11
Cincinnati	7.50	0-0	0	6.0	5	13	4.85	1-0	0	13.0	7	19
Colorado	—	—	—	—	—	—	3.46	2-0	0	13.0	5	12
Houston	5.68	1-0	0	6.1	4	4	5.68	1-0	0	6.1	4	4
Los Angeles-NL	—	—	—	—	—	—	4.97	0-1	0	12.2	7	10
New York-NL	—	—	—	—	—	—	5.73	1-0	0	11.0	7	14
Pittsburgh	10.13	0-0	0	5.1	6	4	10.13	0-0	0	5.1	6	4
Home	3.96	7-3	0	88.2	39	55	3.87	21-12	0	307.0	132	233
Road	4.53	6-6	0	107.1	54	79	4.65	27-15	0	335.0	173	277
Day	3.65	4-3	0	81.1	33	39	3.57	14-8	0	231.2	92	156
Night	4.71	9-6	0	114.2	60	95	4.67	34-19	0	410.1	213	354
Grass	4.24	13-8	0	182.1	86	127	4.34	44-26	0	591.0	285	478
Turf	4.61	0-1	0	13.2	7	7	3.53	4-1	0	51.0	20	32
Pre-ASG	3.38	9-0	0	109.1	41	77	4.28	22-9	0	304.2	145	237
PostASG	5.40	4-9	0	86.2	52	57	4.27	26-18	0	337.1	160	273
March/April	1.45	4-0	0	37.1	6	17	4.17	14-12	0	216.0	100	124
May	2.49	1-0	0	21.2	6	11	2.92	16-7	0	228.1	74	138
June	6.21	3-0	0	37.2	26	40	3.67	19-8	0	240.1	98	149
July	3.54	2-3	0	40.2	16	21	4.49	13-13	0	234.1	117	139
August	7.50	1-3	0	30.0	25	17	3.74	17-16	0	260.0	108	134
Sept./Oct.	4.40	2-3	0	28.2	14	28	3.67	12-6	0	146.0	59	130

CONTRERAS' CAREER BY PARK

Park	ERA	W-L	IP	ER	SO
Camden Yards	6.75	1-0	12.0	9	7
Fenway	9.69	2-3	26.0	28	30
U.S. Cellular	3.77	16-9	246.0	103	177
Jacobs Field	3.91	2-0	25.1	11	20
Comerica	3.35	4-3	53.2	20	37
Kauffman	2.83	4-1	35.0	11	28
Angel	4.10	2-2	26.1	12	23
Metrodome	1.13	1-0	8.0	1	2
McAfee	10.95	0-2	12.1	15	7
Yankee	3.58	7-4	83.0	33	74
SAFECO	3.86	1-0	7.0	3	7
Tropicana	2.70	2-0	20.0	6	11
Ameriquet	6.89	1-1	15.2	12	20
Rogers Centre	5.09	1-1	23.0	13	19
Chase	2.84	1-0	6.1	2	6
Wrigley	1.29	1-0	7.0	1	4
Great American	4.85	1-0	13.0	7	19
Coors	1.50	1-0	6.0	1	6
Dodger	6.00	0-1	6.0	4	5
Shea	12.60	0-0	5.0	7	4
Veterans	1.08	1-0	8.1	1	5
PNC	10.13	0-0	5.1	6	4
PETCO	0.00	0-0	7.2	0	6

Contreras' Game Bests

Hits, Starter — 1 (last 4/17/06 vs. K.C., 7.0 IP)
SO, Starter — 13 (6/17/06 at Cin., 6.0 IP)
BB, Starter — 0 (3x, last 6/12/06 at Tex., 8.0 IP)
IP, Starter — 9.0 (twice, last 8/11/06 vs. Det.)
CG — 2 career (last, 8/11/06 vs. Det.)
Shutouts — 1 (8/11/06 vs. Det.)
Win Streak — 17 games (8/21/05-7/4/06)
Consec. Scoreless IP — 15.0 (9/19/03-4/9/04)

Contreras' Fielding — P

Year, Club	Pct.	G	PO	A	E	TC	DP
2003, NYY	.909	18	1	9	1	11	1
2004, NYY	.875	18	1	6	1	8	0
Sox	.923	13	6	6	1	13	0
2005, Sox	.946	32	11	24	2	37	1
2006, Sox	.935	30	8	21	2	31	1
Totals	.930	111	27	66	7	100	3

Cuban Natives To Play For The White Sox

Player, Pos.	G	Years	Player, Pos.	G	Years
Minnie Minoso, OF	1,373	1951-80	Willie Miranda, SS	70	1952
Sandy Consuegra, RHP	140	1953-56	Leo Sutherland, OF	45	1980-81
Hector Rodriguez, 3B	124	1952	Rudy Arias, LHP	34	1959
Luis Aloma, RHP	116	1950-53	Orlando Hernandez, RHP	24	2005
Mike Forniels, RHP	89	1953-56	Jose Acosta, RHP	5	1922
Jose Canseco, DH	76	2001	Nelson Santovenia, C	2	1992
Jose Contreras, RHP	75	2004-	Aurelio Monteagudo, RHP	1	1967

JOE CREDE

24

Given Name: Joseph Crede

Position: Third Baseman

Bats: Right

Throws: Right

Height: 6-2

Weight: 230

Opening Day Age: 28

Born: April 26, 1978, Jefferson City, Mo.

Resides: Westphalia, Mo.

First Pro Contract: White Sox.

Sox Acquisition: Selected in the fifth round, June 1996 free agent draft.


Major League Service: Four years, 124 days.

Contract Status: Signed through 2007 (agreed to terms on a one-year contract on January 16, 2007.)



PLAYERS

■ **2006:** Received his first Silver Slugger Award and was named the third baseman on *The Sporting News* American League All-Star Team after setting career highs in average (.283), hits (154), doubles (31), home runs (30), RBI (94), runs scored (76), total bases (275) and extra-base hits (61) ... became the first third baseman in White Sox history to win the Silver Slugger Award ... compiled a career-best .978 (10 E/1,260 TC) fielding percentage, third-best among AL third basemen ... was one of a franchise-record four Sox players to hit 30 home runs in one season, joining Jermaine Dye (44), Jim Thome (42) and Paul Konerko (35) ... joined Bill Melton (1969-71) as the only third basemen in White Sox history to hit 20-plus homers in three consecutive seasons ... his 30 home runs are the third-highest total in club history by a third baseman, trailing only Bill Melton (33 in 1972) and Robin Ventura (32 in 1996) ... ranked among the Top 25 in the AL in home runs (19th), slugging percentage (21st, .508) and RBI (24th) ... also ranked among AL third baseman leaders in numerous categories (see box at right) ... was named AL Player of the Week for 6/19-25, hitting .429 with four homers and nine RBI ... average was above .300 as late as 9/13 ... 20 of his 30 home runs came off right-handers ... tied for second on the team with seven sacrifice flies ... batted .343 (46-134) with runners in scoring position, .351 (20-57) with RISP and two outs and .364 (8-22) with the bases loaded (.286/.232/.250 in 2005) ... his three grand slams tied for the second-highest total in club history (Pete Ward in 1964) ... hit .429 (27-63) in the No. 5 position in the order, .241 (47-195) at No. 6 and .273 (75-275) at No. 7 ... was 0-4 on 9/5 at Boston in his lone start batting third ... hit seven home runs and drove in 19 in 17 interleague games ... the seven homers tied for third in the major leagues, and his 19 RBI tied for sixth ... recorded 18 RBI in 19 games vs. Kansas City and hit .351 (13-37) with five homers and 11 RBI at Detroit's Comerica Park ... homered in back-to-back contests five times and posted two multihomer games (6/20 vs. St. Louis and 8/23 at Detroit) ... recorded 40 multihit efforts, fourth-most on the team ... compiled a pair of 10-game hitting streaks and matched his career high with four hits on four occasions (last, 8/29 vs. Tampa Bay) ... made his fourth straight Opening Day start at third base, the longest streak by a White Sox third baseman since Ventura (1990-96) ... collected at least one RBI in seven straight games from 4/7-14 (nine total) ... matched his career high with four hits, two home runs and four runs scored on 6/20 vs. St. Louis ... tied for eighth in the AL with 21 RBI in June, a career monthly best ... left the game on 7/4 vs. Baltimore in the fourth inning with a bruised left forearm ... hit eight home runs in July, tied for sixth in the AL ... set new career highs with his 23rd home run on 8/1 at Kansas City and his 78th RBI on 8/9 vs. the Yankees, courtesy of a three-run homer ... hit two solo homers on 8/23 at Detroit (No. 100 and 101 of his career) ... sat out three straight games from 9/7-9 with lower back pain ... snapped an 0-28 streak with a single on 9/23 vs. Seattle ... hit his 30th home run on 9/24 vs. Seattle, his first since 9/1 ... batted .075 (3-40) over his last 13 games.



Crede Among AL Third Basemen In 2006

Category	Rank	No.
Home Runs	3rd	30
RBI	3rd	94
Slugging Pct.	3rd	.506
Extra-Base Hits	3rd	61
Fielding Pct.	3rd	.978
Average	4th	.283
Total Bases	5th	275

MAJOR LEAGUE HIGHLIGHTS

■ **Career:** Ranks second among American League third basemen over the last four seasons with a .970 fielding percentage (46 E/1,543 TC), trailing only Eric Chavez (.973) ... his 92 home runs from 2003-06 also rank fourth among AL third basemen behind Alex Rodriguez (118), Chavez (106) and Hank Blalock (99) ... has hit five game-ending home runs at U.S. Cellular Field (last, 9/21/05 vs. Cleveland) ... is tied for eighth on the Sox all-time list with four grand slams (three in 2006) ... owns six multihomer games (last, 8/23/06 at Detroit).

■ **2005:** Ranked third among AL third basemen with a .971 (10 E/348 TC) fielding percentage and fifth with a then career-high 22 home runs ... became the fourth Sox third baseman to hit 20-plus home runs in back-to-back

RBI Increases From 2005-06

Player	2005	2006	Diff.
Michael Cuddyer, MIN	42	109	67
Lance Berkman, HOU	82	136	54
Justin Morneau, MIN	79	130	51
Freddy Sanchez, PIT	35	85	50
Torii Hunter, MIN	56	98	42
Eric Byrnes, ARIZ	40	79	39
Carlos Beltran, MYM	78	116	38
Jermaine Dye, SOX	86	120	34
Raul Ibanez, SEA	89	123	34
Joe Crede, SOX	62	94	32

Source: STATS, Inc.

* min. 300 PA

herniated discs in his lower back ... compiled a career-high, 14-game hitting streak from 4/9-23 (.408, 20-49) ... made his first major-league appearance at shortstop on 4/27 at Oakland ... also received his first career ejection in that game for arguing with home plate umpire Hunter Wendelstedt ... made his third straight Opening Day start at third base, the longest streak by a Sox player since Robin Ventura made seven in a row from 1990-96 ... missed two games on 9/27-28 at Detroit to return to Missouri for the birth of his second daughter, Lucy Renee.

■ **2004:** Hit a then career-high 21 home runs ... was one of a club-record six Sox players to hit at least 20 home runs ... ranked seventh among AL third basemen in home runs and RBI (69) ... his .965 fielding percentage ranked fifth among AL third basemen and was the highest by an everyday Sox third baseman since Robin Ventura in 1998 (.966) ... average declined from .261 in 2003 to .239, third-lowest among AL regulars ... his .299 on-base percentage was the second-lowest in the AL behind teammate Jose Valentin (.287) ... 17 of 21 home runs came vs. right-handers ... recorded his third career multihomer game on 9/23 vs. Kansas City, including a game-ending, three-run shot of Jeremy Affeldt in the ninth ... posted five game-ending plays: single on 4/14 vs. Kansas City, sacrifice fly on 4/23 vs. Tampa Bay and 5/1-1 vs. Toronto, home run on 7/24 vs. Detroit and 9/23 vs. Kansas City ... homered in consecutive games three times ... became the first Sox player since Robin Ventura (1990-96) to make back-to-back Opening Day starts at third ... collected a career-high four hits on 6/2 at Oakland ... hit safely in a season-best nine straight games from 6/12-22 (.433, 13-30) ... started a triple play on 7/7 vs. Anaheim (5-4-3) ... matched his career high with two errors on 9/15 at Minnesota (also 4/3/03 at Kansas City) ... was 12-36 (.333) with four home runs and nine RBI in his final 10 games.

■ **2003:** Batted .261 with 19 home runs and 75 RBI in his first full season with the Sox ... ranked fourth among AL third basemen in home runs, fourth in fielding percentage (.964) and fifth in RBI ... did not commit an error over his final 34 games ... last error came on 8/17 at Texas ... 10 of his 14 errors came before the break ... hit .325 (54-166) with 25 extra-base hits over his final 45 games ... hit .308 (72-234) with 11 home runs and 37 RBI in the second half after hitting just .225 prior to the break ... hit six home runs in 12 games from 8/16-31 ... compiled a season-high 11-game hitting streak from 8/8-21, going 18-39 (.462) with two home runs, 10 RBI and six multihit efforts to raise his average from .232 to .254 ... six of 19 home runs came vs. Detroit ... hit a career-high three doubles on 9/27 at Kansas City ... hit second career game-ending home run on 5/25 vs. Detroit, a three-run shot off Steve Sparks in the 12th inning ... became the Sox seventh different Opening Day third baseman in seven seasons, following Jose Valentin (2002), Herbert Perry (2001), Craig Wilson (2000), Greg Norton (1999), Robin Ventura (1998) and Chris Snopek (1997).

■ **2002:** Combined to record 36 home runs and 100 RBI between Class AAA Charlotte and the White Sox ... his .285 average with the Sox ranked third among AL rookies behind Toronto's Josh Phelps (.309) and Minnesota's Bobby Kielty (.291) ... also ranked among AL rookie leaders in home runs (T6th, 12), RBI (T10th, 35), total bases (T10th, 103) and extra-base hits (T10th, 22) despite appearing in just 53 games ... hit one home run every 16.7 at-bats, second-highest total on the Sox behind Magglio Ordonez (15.5) ... total would have ranked ninth in the AL if he had the required plate appearances ... collected 11 home runs and 32 RBI over his final 33 games ... improved average each month, from .125 in July to .247 in August to .333 in September ... was named AL Player of the Week for 8/26-9/1 after batting .409 (9-22), led the AL in RBI (11) and tied for the league lead with four home runs ... hit six homers in seven games from 8/23-31 ... recorded first career multihomer game (including a grand slam) with a career-high seven RBI on 8/27 vs. Toronto ... first home run tied game in the ninth and second was game-winner in the 11th ... had two game-ending hits (also 9/8 vs. Cleveland) ... home run on 8/23 vs. Tampa Bay was the 1,000th by a Sox player in new Comiskey Park history ... compiled an 11-game hitting streak from 9/13-25, going 19-41 (.463) with four doubles, three home runs and 11 RBI ... streak was the second-longest by an AL rookie in 2002 ... homered in consecutive games three times (last, 9/24-25) ... hit first major-league home run on 8/11 vs. Seattle (off James Baldwin) ... was recalled from Charlotte on 7/30.

■ **2001:** Was named by *Baseball America* as the No. 5 Prospect in the White Sox organization in a preseason poll ... made 13 starts at third base ... did not commit an error in 35 chances ... hit .300 (6-20) with four RBI in seven games following recall from Class AAA Charlotte on 9/3 ... hit .167 (5-30) with three RBI in 10 games in first stint with the Sox from 6/8-20 ... hit first career triple on 6/17 at St. Louis.

seasons, joining Robin Ventura (1995-96), Bill Melton (1969-71, '73-74) and Pete Ward (1963-64) ... finished fourth on the Sox in home runs ... 18 of his 22 home runs came off right-handers ... hit .286 (30-105) with runners in scoring position ... batted .304 in July, .103 in August and .379 in September ... committed just three errors in his final 33 games ... also hit safely in his last 10 starts, going 13-39 (.333) with five homers and 10 RBI ... recorded his fourth career multihomer game on 9/20 vs. Cleveland, including his fifth career game-ending shot in the 10th inning that gave the Sox a 7-6 win and extended their division lead over the Indians to 3.5 games ... was on the disabled list from 8/26-9/10 with a fractured right middle finger sustained when he was hit by a pitch on 8/25 at Minnesota (Jesse Crain) ... went 49 straight games without an error from 5/16-7/20 ... played the final three months with a pair of

■ **2000:** Was recalled by the White Sox on 9/11 ... made major-league debut on 9/12 vs. Detroit ... collected first hit (single) on 9/17 vs. Toronto and his first RBI on 9/29 vs. Kansas City ... played for Phoenix in the Arizona Fall League, batting .293 (34-116) with one home run and 11 RBI.

POSTSEASON HIGHLIGHTS

■ **2005:** Hit .289 (13-45) with three doubles, four home runs and 11 RBI in 12 games as the White Sox won their first World Series championship since 1917 ... his home run and RBI totals rank second in Sox postseason history behind only teammate Paul Konerko (5 HR/15 RBI in 2005) ... the four home runs by a third baseman in a single postseason are tied for second all-time with Scott Brosius (1998) and Aramis Ramirez (2003) ... committed one error in 12 games (49 TC) ... was 1-9 in the ALDS sweep vs. Boston but rebounded to go 7-19 (.368) with two home runs and seven RBI in the ALCS vs. the Angels ... became only the second Sox third baseman to homer in the playoffs in Game 1 of the ALCS (Robin Ventura, 1993 ALCS) ... hit a game-ending double in Game 2 of the ALCS ... drove in the tying and game-winning runs in Game 5 of the ALCS ... batted .294 (5-17) with two homers and three RBI in the World Series ... hit the go-ahead solo home run in the fourth inning of the 5-3 victory in Game 1 of the World Series ... homered off Roy Oswalt to begin Chicago's five-run fifth-inning in Game 3 at Houston ... hit safely in his final six playoff games, going 9-24 (.375) ... donated his glove used throughout the regular and postseason to the National Baseball Hall of Fame and Museum.

MINOR LEAGUE HIGHLIGHTS

■ **2002:** Was rated by *Baseball America* as the No. 10 Prospect in the International League as well as Best Defensive Third Baseman in the IL for the second straight season at Class AAA Charlotte ... earned spot on the IL midseason and postseason All-Star Teams ... played in the Triple-A All-Star Game in Oklahoma City ... led Charlotte in all three Triple Crown categories (.312, 24 HR, 65 RBI) as well as slugging (.571) and on-base percentage (.359) ... ranks among Charlotte's career batting leaders in home runs (4th, 41), hits (5th, 240), doubles (5th, 55), RBI (6th, 130), average (8th, .292), at-bats (8th, 822) and games (10th, 219) ... named IL Batter of the Week for 5/27-6/3 after going 11-26 (.423) with six home runs and eight RBI ... recorded four multihomer games and also homered in three straight games from 5/30-6/1.

■ **2001:** Spent most of the season at Charlotte, where he was selected by *Baseball America* as the Best Defensive Third Baseman in the International League ... was named to the midseason IL All-Star Team but did not appear in a game after his recall by the Sox ... ranked among the IL leaders in doubles (T3rd) and extra-base hits (5th, 52) ... hit four doubles on 5/10 vs. Indianapolis ... compiled two 12-game hitting streaks from 5/29-6/26 and 7/8-23.

■ **2000:** Named Most Valuable Player of the Southern League at Class AA Birmingham, the second time in three seasons he won his league honor (Carolina League in 1998) ... led the SL in hits (163), ranked second in RBI (94), third in average (.306), home runs (21), extra-base hits (56) and runs scored (84), tied for third in doubles (35) and was fourth in slugging percentage (.490) ... it was the second time in three seasons he finished in the top three in each of his league's Triple Crown categories ... among postseason honors he received from *Baseball America*: First-Team Minor League All-Star; No. 3 Prospect and Best Hitter For Average in the Sox organization; Best Batting Prospect and Best Defensive Third Baseman in the SL ... named the third baseman on *The Sporting News* All-Star Prospect Team ... led Class AA third basemen and was 10th among full season players in average ... his 163 hits ranked third and his 261 total bases seventh among Class AA players ... named to the SL mid and postseason All-Star Teams and was also a Double-A All-Star ... was named SL Player of the Month for August after hitting .321 (36-112) with seven home runs and 18 RBI ... named SL Player of the Week for 8/4-10 ... compiled hitting streaks of 13, 12 and 11 games ... collected five hits on 5/14 vs. Carolina ... recorded three multihomer games ... hit six home runs in seven games from 8/4-10, including three straight from 8/4-6.

■ **1999:** Appeared in 74 games at Birmingham before undergoing season-ending surgery for a broken right toe ... was named to the SL midseason All-Star Team ... was tabbed by *Baseball America* as the Best Hitter For Average in the Sox organization and Best Defensive Third Baseman in the SL ... reached base safely in 15 straight games from 4/18-5/2, including an 11-game hitting streak (.357, 15-42) ... posted a .328 (43-131) average at home.

■ **1998:** Was named the Carolina League Most Valuable Player at Class A Winston-Salem after falling two home runs short of winning the league Triple Crown ... led the CL with a .315 average and 88 RBI, tied for the lead with 92 runs scored and ranked second in hits (155) and slugging percentage (.514), tied for second in extra-base hits (55), tied for third in home runs (20), ranked fourth in doubles (32) and fifth in on-base percentage (.387) ... was the only player in the CL to hit .300 ... tabbed the No. 2 Prospect in both the CL and organization according to a postseason poll by *Baseball America* ... considered the Best Hitter For Average by the same publication ... was named to the CL mid and postseason All-Star teams ... was selected as the organization's Player of the Month in

30/30/30/30 Club

Jermaine Dye (43), Jim Thome (42), Paul Konerko (35) and Joe Crede (30) each hit at least 30 home runs in 2006, as the White Sox became just the third team in American League history to feature four players with 30 or more homers. The Sox joined the 2000 Anaheim Angels (Garret Anderson, Troy Glaus, Tim Salmon and Mo Vaughn) and the 2000 Toronto Blue Jays (Tony Batista, Jose Cruz, Jr., Carlos Delgado and Brad Fuller) in that group.

April and July, CL Player of the Month for July and CL Player of the Week twice ... compiled hitting streaks of 13 (5/11-25) and 18 games (7/6-26).

■ **1997:** Spent the season at Class A Hickory, appearing in 113 games at third base ... batted .304 combined in July and August ... drove in a run in six straight games from 5/13-20.

■ **1996:** Led Rookie Sarasota in hits (66), RBI (32), runs scored (30), doubles (17), home runs (four), total bases (97) and slugging percentage (.439) ... ranked second in the Gulf Coast League in doubles, and fourth in hits and total bases ... went 5-5 on 7/13 vs. the Royals ... was recommended/signed by Doug Laumann and Paul Provas.

Monthly Bests

AVG352
	8/03
HR	8
	7/21
RBI	21
	6/06

COMMUNITY INVOLVEMENT

■ Among his charitable involvement in 2006, helped deliver baby blankets to a local hospital with teammate Jon Garland and took part in the Children's Memorial Radio-A-Thon on 101.9 FM ... attended a Training Academy summer camp in 2005 and welcomed members of the local Boys and Girls Clubs to U.S. Cellular Field ... during the 2004 season, visited Wentworth Elementary School as a reward for their support of Leukemia and Lymphoma Society ... also was involved with the Teammates for Kids Foundation, which in October 2004 donated \$13,000 to support the Inner City Little League Program ... signed autographs at the LaSalle Bank Book Drive kickoff ... in 2003, signed driver's licenses at the James R. Thompson Center to support Organ Donor awareness and visited Children's Memorial Hospital.

MISCELLANEOUS/PERSONAL

■ Married Lisa ... has two children: Anna and Lucy ... was honored in his hometown of Westphalia, Mo. with "Joe Crede Day" on November 6, 2005 ... was presented by the mayor of Westphalia with the keys to the city ... graduated in 1996 from Fatima High School in Westphalia, Mo., where he was a two-time All-State selection ... his high school jersey was retired in February 2006 ... hit .559 (108-193) with 36 home runs and 106 RBI over his career, including a .597 (40-67) mark with 18 home runs and 43 RBI as a senior ... also posted a 6-0 career record with a 1.84 ERA (9 ER/44.0 IP) and 75 strikeouts as a pitcher ... a cousin, Dennis Higgins, pitched in the major leagues with the White Sox (1966-67), Washington (1968-69), Cleveland (1970) and St. Louis (1971-72).

YEAR	CLUB	AVG	G	AB	R	H	TB	2B	3B	HR	RBI	SH	SF	HB	BB	SO	SB	CS	E
1996	Sarasota	.299	56	221	30	66	97	17	1	4	32	1	4	2	9	41	1	1	25
1997	Hickory	.271	113	402	45	109	149	25	0	5	62	0	2	5	24	83	3	1	33
1998	Winston-Salem	*.315	137	492	#92	155	253	32	3	20	*88	0	11	12	53	98	9	7	30
1999	Birmingham	.251	74	291	37	73	101	14	1	4	42	0	3	1	22	47	2	6	20
2000	Birmingham	.306	138	533	84	*163	261	35	0	21	94	1	5	15	56	111	3	4	19
	WHITE SOX	.357	7	14	2	5	6	1	0	0	3	0	1	0	0	3	0	0	1
2001	Charlotte	.276	124	463	67	128	215	34	1	17	65	1	3	7	46	88	2	1	20
	WHITE SOX	.220	17	50	1	11	14	1	1	0	7	0	1	1	3	11	1	0	0
2002	Charlotte	.312	95	359	57	112	205	21	0	24	65	0	7	4	26	48	0	1	15
	WHITE SOX	.285	53	200	28	57	103	10	0	12	35	0	1	0	8	40	0	2	8
2003	WHITE SOX	.261	151	536	68	140	232	31	2	19	75	2	4	6	32	75	1	1	14
2004	WHITE SOX	.239	144	490	67	117	205	25	0	21	69	4	5	10	34	81	1	2	12
2005	WHITE SOX	.252	132	432	54	109	196	21	0	22	62	2	4	8	25	66	1	1	10
2006	WHITE SOX	.283	150	544	76	154	275	31	0	30	94	0	7	7	28	58	0	2	10
MINOR TOTALS		.292	737	2761	412	806	1281	178	6	95	448	3	35	46	236	516	20	21	162
A.L. TOTALS		.262	654	2266	296	593	1031	120	3	104	345	8	23	32	130	334	4	8	55
M.L. TOTALS		.262	654	2266	296	593	1031	120	3	104	345	8	23	32	130	334	4	8	55

*Led League #Tied For League Lead

- Selected by the White Sox in the fifth round of the free agent draft (6/96).
- On Class AA Birmingham disabled list with broken right toe (7/2/99-remainder of season).
- On White Sox disabled list with fractured right middle finger (8/26-9/10/05)

DIVISION SERIES RECORD

YEAR	CLUB	AVG	G	AB	R	H	TB	2B	3B	HR	RBI	SH	SF	HB	BB	SO	SB	CS	E
2005	SOX vs. Bos.	.111	3	9	2	1	1	0	0	0	1	1	0	0	1	1	0	0	1

LEAGUE CHAMPIONSHIP SERIES RECORD

YEAR	CLUB	AVG	G	AB	R	H	TB	2B	3B	HR	RBI	SH	SF	HB	BB	SO	SB	CS	E
2005	SOX vs. LAA.	.368	5	19	2	7	15	2	0	2	7	0	1	0	0	3	0	1	0

WORLD SERIES RECORD

YEAR	CLUB	AVG	G	AB	R	H	TB	2B	3B	HR	RBI	SH	SF	HB	BB	SO	SB	CS	E
2005	SOX vs. Hou.	.294	4	17	2	5	12	1	0	2	3	0	0	1	1	2	0	0	0

CREDE'S STATISTICAL BREAKDOWN

	2006					CAREER						
	AVG	G	AB	H	HR	RBI	AVG	G	AB	H	HR	RBI
Baltimore	.174	7	23	4	0	2	.176	24	85	15	3	10
Boston	.222	6	27	6	0	1	.243	31	107	26	4	13
Cleveland	.250	12	40	10	0	3	.258	65	221	57	5	29
Detroit	.297	19	64	19	5	11	.286	73	238	68	20	49
Kansas City	.301	19	73	22	5	18	.285	82	302	86	16	59
Los Angeles-AL	.353	9	34	12	1	5	.299	31	107	32	3	10
Minnesota	.288	17	66	19	4	11	.257	84	300	77	11	38
New York-AL	.400	5	15	6	3	6	.295	29	95	28	7	13
Oakland	.182	6	22	4	0	1	.261	34	115	30	1	9
Seattle	.161	9	31	5	3	6	.205	35	117	24	6	15
Tampa Bay	.300	6	20	6	0	2	.204	27	93	19	3	13
Texas	.256	10	39	10	2	7	.272	31	114	31	6	22
Toronto	.440	8	25	11	0	2	.267	33	116	31	4	19
Interleague	.308	17	65	20	7	19	.270	75	256	69	15	46
Arizona	—	—	—	—	—	—	.167	5	18	3	0	1
Atlanta	—	—	—	—	—	—	.429	3	7	3	1	4
Chicago-NL	.273	6	22	6	2	4	.173	24	81	14	5	13
Cincinnati	.400	2	10	4	1	6	.300	5	20	6	1	6
Colorado	—	—	—	—	—	—	.333	3	6	2	1	2
Florida	—	—	—	—	—	—	.364	3	11	4	0	0
Houston	.400	3	10	4	1	5	.400	3	10	4	1	5
Los Angeles-NL	—	—	—	—	—	—	.364	6	22	8	1	1
Philadelphia	—	—	—	—	—	—	.182	3	11	2	1	2
Pittsburgh	.083	3	12	1	0	0	.083	3	12	1	0	0
St. Louis	.455	3	11	5	3	4	.348	6	23	8	3	7
San Diego	—	—	—	—	—	—	.316	6	19	6	1	2
San Francisco	—	—	—	—	—	—	.556	3	9	5	0	2
Washington	—	—	—	—	—	—	.429	2	7	3	0	1
Home	.277	75	267	74	16	45	.259	325	1104	286	58	187
Road	.289	75	277	80	14	49	.264	329	1162	307	46	158
Day	.299	51	184	55	9	34	.241	220	748	180	31	105
Night	.275	99	360	99	21	60	.272	434	1518	413	73	240
vs. Left	.273	—	183	50	10	34	.276	—	651	180	27	102
vs. Right	.288	—	361	104	20	60	.256	—	1615	413	77	243
Grass	.288	134	490	141	29	89	.265	577	2000	530	99	319
Turf	.241	16	54	13	1	5	.237	77	266	63	5	26
Pre-ASG	.294	84	303	89	16	57	.249	339	1173	292	48	174
Post ASG	.270	66	241	65	14	37	.275	315	1093	301	56	171
RISP	.343	—	134	46	5	61	.291	—	549	160	21	230
Bases Loaded	.364	—	22	8	3	23	.338	—	65	22	4	58
March/April	.313	23	80	25	4	16	.270	91	322	87	10	47
May	.294	28	102	30	4	17	.214	103	364	78	15	47
June	.284	24	88	25	6	21	.273	109	373	102	19	67
July	.281	24	89	25	8	17	.251	98	339	85	17	49
August	.327	28	107	35	6	16	.265	119	411	109	24	59
Sept./Oct.	.179	23	78	14	2	7	.289	134	457	132	19	76
As PH	.000	2	2	0	0	0	.250	9	8	2	0	3
As DH	—	—	—	—	—	—	.000	2	3	0	0	0

CREDE'S CAREER BY PARK

Park	AVG	AB	H	HR	RBI
Camden Yards	.235	51	12	3	9
Fenway Park	.176	34	6	0	2
U.S. Cellular	.259	1104	286	58	187
Jacobs Field	.243	115	28	0	11
Comerica	.291	127	37	14	30
Kauffman	.337	163	55	9	30
Angel	.298	57	17	0	3
Metrodome	.215	144	31	3	12
Yankee	.293	58	17	4	7
McAfee	.235	68	16	1	4
SAFECO	.150	40	6	1	3
Tropicana	.233	43	10	1	6
Amerquest Field	.288	59	17	2	12
Rogers Centre	.264	72	19	1	7
Chase	.000	8	0	0	0
Wrigley	.233	43	10	3	7
Great American	.400	10	4	1	6
Coors	.333	6	2	1	2
Dolphin	.364	11	4	0	0
Dodger	.417	12	5	1	1
Olympic	.429	7	3	0	1
PNC	.083	12	1	0	0
PETCO	.400	10	4	1	2
old Busch	.250	12	3	0	3

PLAYERS

Crede's Fielding — 3B

Year, Club	Pct.	G	PO	A	E	TC	DP
2000, Sox	.933	6	5	9	1	15	1
2001, Sox	1.000	15	17	18	0	35	3
2002, Sox	.938	53	33	87	8	128	12
2003, Sox	.964	151	107	264	14	385	29
2004, Sox	.965	144	91	243	12	346	23
2005, Sox	.971	130	95	243	10	348	28
2006, Sox	.978	149	115	339	10	464	34
Totals	.968	648	463	1203	55	464	130

Crede's Game Bests

- Hits** — 4 (5x, last 8/29/06 vs. T.B.)
- HR** — 2 (6x, last 8/23/06 at Det.)
- GS** — 1 (4x, last 6/24/06 vs. Hou.)
- RBI** — 7 (8/27/02 vs. Tor.)
- SB** — 1 (4x, last 6/4/05 vs. Cle.)
- Hitting Streak** — 14 games (4/9-23/05)

Crede's MultiHR Games

No.	Date	Opp.	Pitchers
2	8/27/02	vs. Tor.	K. Escobar/F. Heredia
2	9/29/02	at K.C.	P. Byrd
2	9/23/04	vs. K.C.	M. Wood/J. Affeldt
2	9/20/05	vs. Cle.	Westbrook/Riske
2	6/20/06	vs. STL	M. Mulder/T. Johnson
2	8/23/06	vs. Det.	Z. Miner/C. Lewis

Crede's Grand Slams

No.	Date	Opp.	Inn.	Pitcher
1	8/27/02	vs. Tor.	10th	F. Heredia
2	5/3/06	vs. Sea.	7th	R. Soriano
3	6/16/06	at Cin.	1st	B. Clausen
4	6/24/06	vs. Hou.	7th	C. Qualls



Given Name: Amos Dewon Day

Position: Pitcher

Bats: Right

Throws: Right

Height: 6-4

Weight: 210

Opening Day Age: 25

Born: September 29, 1980, Jackson, Miss.

Resides: Jackson, Miss.

First Pro Contract: Toronto Blue Jays, selected in the 26th round, June 2002 First-Year Player Draft.

Sox Acquisition: Selected from the Toronto Blue Jays in the Rule 5 Minor League Draft (December 8, 2005).

Major League Service: None.

Contract Status: Signed through 2007.

■ **2006:** Spent his first season in the White Sox organization, going 1-4 with a 3.40 ERA (18 ER/47.2 IP) and eight saves in 40 relief appearances ... established career highs in appearances, IP and strikeouts (63) ... led the Warthogs with an average of 11.9 strikeouts per 9.0 IP and tied for second on the team in saves ... threw at least 2.0 IP on nine occasions ... limited opponents to a .222 (40-180) average, including a .206 (22-107) mark by right-handers ... was 1-0 with a 1.50 ERA (2 ER/12.0 IP) in eight games from 4/22-5/17 ... struck out a season-high six batters on 5/3 at Frederick ... also earned his first win since 2003 ... posted a 0.36 ERA (1 ER/25.0 IP) in 20 appearances from 5/27-7/23, including a string of 17 straight outings without an earned run (6/6-7/23; 19.2 IP) ... converted saves in five consecutive outings from 6/24-7/7 ... allowed three runs without recording an out in his last appearance on 8/3 vs. Frederick ... missed the majority of August due to back stiffness ... played for the Scottsdale Scorpions in the Arizona Fall League, going 0-0 with a 7.71 ERA (10 ER/11.2 IP) and 15 strikeouts in 12 relief appearances.

MINOR LEAGUE HIGHLIGHTS

■ **2005:** Posted a 3.86 ERA (7 ER/16.1 IP) in 12 combined relief appearances between Advanced Rookie Auburn and Class A Lansing in the Toronto organization ... missed the majority of the season after recovering from Tommy John surgery in 2004 ... was reinstated from the disabled list on 7/25 ... worked a season-high 3.0 IP of relief on 8/8 at South Bend ... was selected by the White Sox in the Rule 5 Minor League Draft on 12/8 ... Sox acquisition was recommended by Jaymie Bane.

■ **2004:** Spent his first full season at Auburn, going 0-3 with a 1.50 ERA (4 ER/24.0 IP) ... ranked fourth in the New York-Penn League in games finished (22) ... posted a 0.00 ERA (0 ER/10.2 IP) with an .086 (3-35) opponents average at home ... allowed one earned run in 10.2 IP in July (0.84 ERA).

■ **2003:** Combined to go 2-0 with a 1.72 ERA (6 ER/31.1 IP) in his first professional season at Advanced Rookie Pulaski and Auburn ... led the Appalachian League in saves (12) and games finished (24) and ranked third in appearances (26) ... was named Toronto's minor league Star of the Month and Rolands Reliever of the Month in the APPY in July ... was signed by Jaymie Bane.

MISCELLANEOUS/PERSONAL

■ Single ... played collegiate baseball Southern A&M University.

YEAR	CLUB	W-L	PCT	ERA	G	GS	CG	SHO	SV	IP	H	R	ER	HR	HB	BB-I	SO	WP	BK
2003	Pulaski	2-0	1.000	1.80	26	0	0	0	*12	30.0	21	8	6	0	3	9-0	26	1	0
	Auburn	0-0	.000	0.00	2	0	0	0	0	1.1	1	0	0	0	0	0-0	1	0	0
2004	Auburn	0-3	.000	1.50	27	0	0	0	8	24.0	24	8	4	0	2	10-2	28	3	0
2005	Auburn	0-0	.000	3.00	3	0	0	0	0	3.0	4	2	1	0	0	3-0	4	1	0
	Lansing	0-0	.000	4.05	9	0	0	0	0	13.1	15	6	6	2	2	9-0	14	4	0
2006	Winston-Salem	1-4	.200	3.40	40	0	0	0	8	47.2	40	23	18	3	5	21-0	63	2	0
MINOR TOTALS		3-7	.300	2.64	107	0	0	0	28	119.1	105	47	35	5	12	52-2	136	11	0

* Led League

— Selected by Toronto in the 26th round of the First-Year Player Draft (6/02).

— On Class A Daytona disabled list while recovering from Tommy John surgery (4/7-7/25/05).

— Selected by the White Sox from Toronto in the Rule 5 Minor League Draft (12/8/05).

JERMAINE DYE

23

Given Name: Jermaine Trevell Dye

Position: Outfielder

Bats: Right **Throws:** Right

Height: 6-5 **Weight:** 240

Opening Day Age: 33

Born: January 28, 1974, Vacaville, Calif.


Resides: Phoenix, Ariz.

First Pro Contract: Atlanta Braves, selected in the 17th round, June 1993 free agent draft.

Sox Acquisition: Signed as a free agent, December 9, 2004.

Major League Service: Nine years, 84 days.

Contract Status: Signed through 2007.



PLAYERS

Dye Among AL Leaders In 2006

Category	Rank	No.
Home Runs	2nd	44
Slugging Pct.	3rd	.622
Total Bases	T3rd	335
RBI	5th	120
OPS	5th	1.006
Extra-Base Hits	T5th	74
HR Ratio	6th	12.25
RBI Ratio	6th	4.59
Average w/RISP	7th	.351
Average	12th	.315

■ **2006:** Was named American League Outstanding Player in the Players Choice Awards and also was selected to the *The Sporting News* AL All-Star Team ... finished fifth in the AL Most Valuable Player voting with 156 points, the highest finish by a White Sox outfielder since Minnie Minoso was fourth in 1960 ... was one of four AL players named on all 28 MVP ballots ... also received his first Silver Slugger Award after hitting a career-high 44 home runs, the second-highest total in White Sox history behind Albert Belle's 48 in 1998 ... became the fourth player (ninth time) in franchise history to reach the 40-homer milestone ... totaled 44 home runs and a career-high 120 RBI, compared to 31 and 86 in 2005 ... was one of a franchise-record four Sox players to hit 30 home runs, joining Joe Crede (30), Paul Konerko (35) and Jim Thome (42) ... was named to his second career All-Star Team (2000 with Kansas City) ... recorded his sixth season with at least 100 RBI, seventh with at least 20 home runs and produced his first back-to-back 30-homer campaign ... ranked among the AL leaders in numerous categories (see box) ... led all AL right fielders in homers for the second straight season ... earned AL Player of the Week honors twice (7/10 and 8/28) and finished second behind Cleveland's Travis Hafner in the AL Player of the Month award for August ... homered in back-to-back games seven times, including three straight from 7/29-31, had four multihomer efforts (14 in career) ... 22 of his 44 home runs either tied the score or put the Sox ahead ... hit .318 (89-290) in the first half and .313 (81-259) after the break ... drove in 52 runs in his last 57 games ... posted 47 multihit efforts, second-most on the club, and a team-leading 30 games with two or more RBI ... hit a career-high .337 (58-172) vs. left-handers ... 29 of his 44 homers came off righties and 23 were solo shots, second-most in the AL ... batted .285 (35-123) in the No. 3 position in the lineup (Sox went 15-17), .387 (24-62) as the cleanup hitter (Sox went 10-6) and .315 (111-352) in the No. 5 slot (Sox went 57-39) ... hit .345 (92-267) with runners on base and .351 (52-148) with RISP ... hit game-tying home runs in the ninth inning off Boston's Jonathan Papelbon on 7/9 and Minnesota's Joe Nathan on 8/26 and a game-winning single in the 11th inning on 8/8 vs. the Yankees ... amassed 22 home runs and 50 RBI in 64 games against AL Central foes, including a .386 (27-70) average with eight homers and 14 RBI vs. Detroit ... drove in 18 runs in 15 games vs. Minnesota ... hit 11 home runs after the sixth inning, tied for the 10th most in the league ... collected at least six home runs and 16 RBI in all six months, with season bests of 10 homers and 30 RBI in August ... recorded a pair of 12-game hitting streaks ... his .981 fielding percentage ranked eighth-lowest among all AL outfielders ... made his second consecutive Opening Day start in right field ... did not play on 4/7-8 due to a strained left calf and again from 5/3-7 with the same injury ... drove in a run in six consecutive games from 5/13-19 (11 RBI total) ... hit his 200th career home run on 5/14 at Minnesota, a three-run shot off Carlos Silva ... reached base safely in 25 of 26 games from 5/22-6/20 ...

2006 American League Most Valuable Player Award Voting

Player, Club	1st	2nd	3rd	Total
Justin Morneau, MIN	15	8	3	320
Derek Jeter, NYY	12	14	—	306
David Ortiz, BOS	—	1	11	193
Frank Thomas, OAK	—	3	4	174
Jermaine Dye, SOX	—	1	2	156
Joe Mauer, MIN	—	—	3	116
Johan Santana, MIN	1	—	5	114
Travis Hafner, CLE	—	1	—	64
Vladimir Guerrero, LAA	—	—	—	46
Carlos Guillen, DET	—	—	—	34

... matched his career high with four hits on 6/20 vs. St. Louis (ninth time) ... matched his season high with five RBI on 7/30 at Baltimore ... tied for third in the AL with nine home runs in July ... drove in a run in seven straight games from 8/2-9 ... scored a career-high four runs on 8/21 at Detroit while hitting his 34th home run, surpassing his previous high in 2000 (33) ... hit his 40th home run on 9/6 at Boston ... fell a single shy of the cycle on 9/9 vs. Cleveland ... filmed a 30-second TV commercial with the Boys & Girls Clubs of Chicago in June at U.S. Cellular Field that debuted nationwide on FOX on 6/24 ... was named the White Sox 2006 Roberto Clemente Award recipient ... played in the biannual Major League Baseball All-Star Tour of Japan in November, going 5-17 (.294) with one home run and four RBI in five games.

MAJOR LEAGUE HIGHLIGHTS

■ **Career:** Ranks second among American League outfielders since 1997 with 224 home runs and fifth with 780 RBI ... needs 114 at-bats for 5,000 and 14 home runs for 250 ... his 102 interleague RBI rank 11th all-time ... Oakland won 77.4 (48-14) of its games when he homered ... hit a home run off Cincinnati's Marcus Moore in his first swing on 5/17/96 at Turner Field, becoming the first Brave since Milwaukee's Chuck Tanner in 1955 to homer in his first major-league at-bat ... has hit five career grand slams (last, 7/4/05 vs. Tampa Bay) and owns 14 multihomer games (last on 8/24/06 at Detroit) ... has recorded 73 outfield assists.

■ **2005:** Spent his first season with the White Sox ... hit 30-plus home runs for the second time in his career ... his 31 home runs led all major league right fielders and tied for 11th in the AL ... ranked second on the Sox in home runs and third in RBI (86) ... batted .286 (46-161) at home and .249 (53-213) on the road ... increased his average in each of the first three months, batting .175 in April, .275 in May and .337 in June ... hit .300 (112-373) over his last 55 games, raising his average from .212 ... stole a career-high 11 bases ... led the Sox with nine outfield assists ... Sox went 66-30 when he collected a hit and posted 31 multihit efforts ... had at least one at-bat in all but the No. 2 position in the order ... recorded his 10th career multihomer game on 8/30-2 at Texas, matching his career high with six RBI (fourth time) ... his 22 RBI in July were the most in a month since 8/02 (24) ... missed the Boston series on 7/21-24 with an infection in his leg from spider bites ... made first career start at first base on 7/6 vs. Tampa Bay ... homered in three straight games three times (last, 7/3-5) ... hit fifth career grand slam on 7/4 vs. Tampa Bay and tied his career high with six RBI (third time) ... hit .373 (22-59) with seven home runs and 14 RBI in interleague play ... hit a game-ending, solo home run off Brendan Donnelly on 5/31 vs. the Angels ... three doubles on 5/18 vs. Texas matched his career best ... made his first major-league appearance at shortstop on 4/27 at Oakland and his first appearance at first base on 7/6 vs. Tampa Bay ... underwent surgery to repair an inguinal hernia on 12/9.

■ **2004:** Hit .265 with 23 home runs and 80 RBI with Oakland ... his 137 games played were his most since appearing in 158 in 2001 ... reached the 20-homer mark for fifth time in his career ... appeared in 104 of the A's first 108 games before suffering a sprained left thumb on 8/6 at Minnesota ... missed 22 of remaining 54 contests ... struck out a career-high 128 times, 10th-highest total in the American League ... ranked second in the AL in pitches per plate appearance (4.25) ... led the A's in triples ... hit .285 (95-333) with 16 home runs and 54 RBI in the first half, but .231 (46-199) with seven home runs and 26 RBI after the break ... hit .327 during the day, ninth-best in the AL ... his streak of 165 consecutive errorless games ended on 8/7 at Minnesota (wild throw home), breaking the club record by an outfielder previously held by Stan Javier (162) ... hit .365 (27-74) with two home runs and 12 RBI during interleague play ... also scored 18 runs, second-most in interleague play ... combined to hit .457 (16-35) vs. the White Sox and Cubs ... opened the season with a 13-game hitting streak, going .321 (18-56) with seven home runs and 15 RBI ... hit seven home runs in his first 13 games, the second-fastest Oakland player to reach that total (Reggie Jackson, 12 in 1974) ... posted ninth career multihomer game on 4/14 at Texas ... was hitting .329 on 4/24, but went just 25-113 (.221) with two home runs and 31 RBI in 31 games from 4/25-5/30 ... also scored 500th career run ... raised his average from .265 on 5/31 to .288 on 6/30 after hitting .330 (34-103) in June ... hit 150th career home run on 6/4 vs. Toronto ... recorded his seventh career four-hit game (first since 2000) on 7/3 vs. San Francisco ... collected 1,000th career hit on 7/23 vs. Texas (single off Kenny Rogers) and played in his 1,000th career game on 7/28 vs. Seattle.

■ **2003:** Was limited by injuries to just 65 games, the second-lowest total of his career (60 in 1998) ... his string of four consecutive 20-homer/80-RBI seasons came to an end ... his .172 average was the lowest in the major leagues (minimum 200 AB) and second-lowest in franchise history (.159, Philadelphia A's Lou Limmer in 1951) ... was on the disabled list from 4/25-5/30 with torn cartilage in his right knee (missed 30 games) and from 7/7-9/1 with a separated right shoulder (missed 50 games) ... did not commit an error in 107 total chances ... was 7-19 (.368) in his first five games, but went 7-55 (.127) over his next 14 before suffering a right knee injury on 4/24 vs. Detroit ... underwent surgery on 4/29 in a procedure performed by Dr. Jerrald Goldman, Oakland team orthopedist ... hit .294 (5-17) with a home run and two RBI in a five-game rehabilitation assignment to Class AAA Sacramento from 5/25-29 ... was reinstated on 5/30 and went 1-20 (.045) over his first six games ... hit his second-career game-ending home run on 6/10 vs. Atlanta (off Jung Keun Bong), snapping an 18-game streak without an extra-base hit ... suffered a right shoulder injury in a collision with Anaheim catcher Bengie Molina on 7/6 in Oakland ... went 9-32 (.281) with one home run and seven RBI in his second rehab stint with Sacramento from 8/24-31 ... was activated on 9/1 and went 0-15 upon his return ... homered on 9/9 vs. Anaheim, snapping a 10-game streak without an RBI (second-longest streak in career).

■ **2002:** Began the season on the disabled list to continue rehabilitation on his fractured left tibia suffered during the 2001 ALDS ... played in just 131 games after playing in at least 157 in each of the previous three seasons ... hit 20 home runs for the fourth straight campaign ... ranked fourth in the AL with 4.12 pitches per plate appearance

Most Productive American League Outfielders Since 1997

Player	HR	Player	RBI
Manny Ramirez	387	Manny Ramirez	1,232
Jermaine Dye	224	Garret Anderson	986
Juan Gonzalez	220	Bernie Williams	888
Magglio Ordonez	219	Magglio Ordonez	853
Garret Anderson	213	Jermaine Dye	780
Bernie Williams	208	Juan Gonzalez	745
Tim Salmon	179	Johnny Damon	707
Torii Hunter	164	Tim Salmon	642
Carlos Lee	161	Torii Hunter	604
Ken Griffey Jr.	160	Carlos Lee	587

... hit 18 home runs after the break ... made 19 starts at designated hitter, going 16-71 (.225) with one homer and five RBI ... recorded just two outfield assists after picking up at least 10 in each of the previous three seasons ... did not participate in spring training ... combined to go 7-24 (.292) with three RBI in six rehabilitation games to start the season with Class A Modesto and Sacramento ... was activated from the disabled list on 4/26 ... hit safely in 12 of first 14 games (.283, 15-53) through 5/12, but just .195 (15-77) over his next 21 contests ... hit .370 (17-46) with 14 RBI from 6/6-20 ... went a career-high 22 straight at-bats without a hit from 6/25-7/1 ... was 26-80 (.325) with 21 RBI in 21 games from 8/4-26, but just 25-107 (.234) over his final 28 contests ... collected 500th career RBI on 9/18 vs. Anaheim ... hit a pair of home runs on 9/22 vs. Texas and his fourth career grand slam in final game on 9/29 at Texas.

■ **2001:** Combined to hit .282 (169-599) with 26 home runs and 106 RBI with Kansas City and Oakland ... was acquired by the A's on 6/25 as part of a three-team, five-player deal that also included Colorado ... notched his third career 20-homer/100-RBI season ... ranked fourth in the AL with 11 sacrifice flies and tied for fifth with 12 outfield assists ... hit 22 of 26 home runs vs. right-handers ... was 20-64 (.313) during interleague play ... began the season with the Royals and hit .272 with 13 home runs and 47 RBI ... hit first career Opening Day home run on 4/2 at New York ... batted .297 with 13 home runs and 59 RBI in 61 games with the A's after being acquired on 6/25 ... Oakland went 48-14 (.774) following his acquisition ... averaged 0.967 RBI per game, best in Oakland history (minimum 50 games) ... started 59 of the A's final 60 games in the cleanup slot, going 68-225 (.302) ... A's cleanup hitters batted .208 prior to the trade ... hit 100th career home run on 8/4 at Detroit ... posted a season-best, 16-game hit streak from 8/25-9/18 (.328, 21-64) ... named the AL Player of the Month for August, hitting .330 with seven home runs and 32 RBI, best in the league (also won award in 4/00) ... homered in three straight games from 9/5-8.

■ **2000:** Hit a career-high 33 home runs, becoming just the ninth player in Royals history to hit 30 or more in a season ... his 118 RBI were one short of his career best set in 1999 ... hit 40-plus doubles for the second straight season ... was elected to his first AL All-Star Team and earned his first Gold Glove Award, becoming just the eighth player in Kansas City history to receive the award ... finished second among AL outfielders with 1,486,448 votes, trailing only New York's Bernie Williams (1,568,209) ... went 0-2 with a walk and a run scored as the starting right fielder at the Midsummer Classic on 7/11 at Atlanta ... set career highs in average, hits and home runs and fell one RBI short of matching career best (119 in 1999) ... led the Royals in total bases, extra-base hits (76) and outfield assists (11) ... hit 26 of 33 home runs off right-handers ... his 22 home runs before the break broke Bo Jackson's club record of 21 set in 1989 ... was named the AL Player of the Month for April after hitting .388 (38-98) with club records of 11 home runs and 28 RBI ... led the AL in doubles (12), home runs, total bases, slugging percentage and extra-base hits during the month ... also was named AL Player of the Week for 4/24-30 ... was 24-69 (.348) with six home runs and 12 RBI in interleague play ... hit two grand slams, both off Tampa Bay's Ryan Rupe (4/26 at home and 9/1 at Tropicana Field) ... recorded multihomer games on 4/26 vs. Tampa Bay, 7/25 at Chicago and 8/12 vs. Baltimore ... tied the franchise record by homering in four straight games from 4/22-26 and again from 6/2-5 ... homered in six of seven games (seven total) from 4/19-26 ... became the first player in major-league history to hit 10-plus doubles and home runs prior to 5/1 ... drove in a season-high six runs on 8/12 vs. Baltimore ... hit his 30th home run on 8/20 at Baltimore with a solo shot off Sidney Ponson, the fastest player in franchise history to reach that milestone ... hit just one home run in his final 28 games and none in his last 13.

■ **1999:** Set career highs with 44 doubles and 119 RBI in his first-full major-league season ... ranked among the AL leaders in doubles (T2nd), extra-base hits (4th, 79), triples (T5th, eight) and RBI (9th) ... led the Royals in home runs and RBI and garnered the club's Player of the Year honors ... tied for the league lead with 17 outfield assists (also Baltimore's Albert Belle) while establishing a club record ... hit 22 home runs off righties ... matched the club record for most RBI in a single month with 32 in July (also John Mayberry, 7/75) ... posted four multihomer efforts (7/2 and 7/4 at Cleveland, 8/9 vs. Boston, 9/14-1 vs. Anaheim) ... hit safely in 13 straight games from 5/11-25, going

Dye's 2006 HR Breakdown

Split	HR
vs. LHP	15
vs. RHP	29
Home	21
Road	23
Day	14
Night	30
Grass	38
Turf	6
Pre-ASG	25
Post ASG	19
vs. AL	43
vs. NL	1
Opponent	HR
Baltimore	4
Boston	4
Chicago-NL	0
Cincinnati	1
Cleveland	5
Detroit	8
Houston	0
Kansas City	3
Los Angeles-AL	2
Minnesota	6
New York-AL	0
Oakland	3
Pittsburgh	0
Seattle	2
St. Louis	0
Tampa Bay	3
Texas	0
Toronto	3
Month	HR
April	6
May	8
June	6
July	9
August	10
Sept./Oct.	5

Dye-namic Duo

Jermaine Dye (44) and Jim Thome (42) in 2006 became the first teammates in White Sox history to each hit 40-plus home runs in one season. Dye hit a career-high 44 home runs last season, the second-highest total in the American League and second-most in Sox history behind Albert Belle's 49 in 1998. Thome hit 40-plus homers in a season (42) for the sixth time in his career and became the second player in major-league history (also Alex Rodriguez) to reach the 40-homer plateau with three different teams (Chicago, Cleveland and Philadelphia).

Sox Single Season Home Run Leaders

Player	HR	Year
Albert Belle	49	1998
Jermaine Dye	44	2006
Frank Thomas	43	2000
Jim Thome	42	2006
Frank Thomas	42	2003

25-52 (.481) ... named AL Player of the Week for 5/17-23, hitting .652 with six consecutive multihit games ... recorded two hits (single and double) in the eighth inning on 6/26 vs. Cleveland ... drove in six runs on 7/4 at Cleveland ... hit game-ending home run in the 10th inning on 7/25 vs. Oakland.

■ **1998:** Was limited to 60 games with the Royals due to a knee injury ... opened the season on the disabled list with a strained left quadriceps ... was reinstated on 5/8 ... hit a game-tying home run in the ninth-inning on 5/22 at Texas off John Wetteland in a 16-pitch at-bat ... went 1-28 (.036) from 6/13-24 ... was optioned to Omaha on 6/29 and recalled on 8/11 ... tore cartilage in his right knee while

getting into his car on 8/31 ... was placed on the 60-day disabled list on 9/1 and underwent season-ending arthroscopic surgery.

■ **1997:** Appeared in 75 games with Kansas City after being acquired from Atlanta on 3/27 ... made his first Opening Day roster ... was on the disabled list from 4/17-5/3 with a left foot fracture ... hit his first AL homer on 5/4 vs. New York (off Jim Mecir) ... was optioned to Omaha on 5/18 and was recalled on 6/17 ... posted his first career four-hit game on 6/30 at the Cubs ... was on the disabled list a second time from 7/3-8/13 with a strained right quadriceps ... went 3-5 with two doubles, a home run and five RBI on 8/30 vs. St. Louis.

■ **1996:** Began the season with Class AAA Richmond and was recalled by Atlanta on 5/16 ... homered off Cincinnati's Marcus Moore in his first swing on 5/17 at Turner Field, becoming the first Brave since Milwaukee's Chuck Tanner in 1955 to homer in his first major-league at-bat ... twice homered in consecutive games.

POSTSEASON HIGHLIGHTS

■ **Career:** Has 40 games of postseason experience, hitting .259 (38-147) with four home runs and 16 RBI ... reached the playoffs in three straight seasons (2001-03) with Oakland before winning a World Championship with the White Sox in 2005.

■ **2005:** Was named the World Series Most Valuable Player after hitting .438 (7-16) with a home run and three RBI in the four-game sweep of Houston ... became the first player to win MVP honors in his first season with a club since the Yankees' Scott Brosius in 1998 ... recorded a hit in four of his final five World Series at-bats ... hit his first-ever World Series home run in the first inning of Game 1 (off Roger Clemens) ... joined David Ortiz (2004), Craig Counsell (2001) and Eric Davis as one of four players since 1990 to homer in the first frame of a World Series opener ... went 3-4 with a double in Game 4 of the Fall Classic ... also singled home the game's only run in the eighth inning, scoring Willie Harris ... batted .311 (14-45) with a home run and six RBI overall in the postseason ... hit safely in nine of 11 games ... donated a road jersey used during the World Series to the National Baseball Hall of Fame and Museum.

■ **2003:** Played in four games of the ALDS vs. Boston, going 3-13 (.231) with the lone Oakland home run.

■ **2002:** Went 8-20 (.400) in five games of the ALDS vs. Minnesota ... hit a pair of doubles and a solo home run.

■ **2001:** Hit .231 (3-13) with two doubles in four ALDS games vs. New York before fracturing his left tibia in the third inning of Game 4 in Oakland after fouling an Orlando Hernandez pitch off his leg.

■ **1996:** Went 2-11 with a solo home run in the NLDS vs. Los Angeles ... hit the go-ahead home run in Atlanta's 3-2 victory in Game 2 ... began the NLCS vs. St. Louis 0-11, but batted .353 (6-17) over the final four games ... was 2-17 (.118) with one RBI in five games during the World Series vs. the Yankees.

MINOR LEAGUE HIGHLIGHTS

■ **1998:** Hit .299 with 12 home runs and 35 RBI with Omaha ... averaged one home run every 13.1 at-bats.

■ **1997:** Appeared in 39 games with Omaha, batting .306 (44-144) with 10 home runs and 25 RBI in 39 games ... also scored 21 runs and posted a .556 slugging percentage.

■ **1996:** Began the season at Class AAA Richmond ... was hitting .232 (33-142) with six home runs and 19 RBI in 36 games when he was recalled by the Braves.

■ **1995:** Finished seventh in hitting in the Southern League after going 115-403 (.285) with Class AA Greenville ... was rated as the No. 3 Prospect in the SL by *Baseball America* following the season ... was named to the SL midseason and postseason All-Star teams ... ranked second on the club in doubles, home runs, RBI and slugging percentage (.481) ... named SL Player of the Week for 4/17-23.

■ **1994:** Received the Hank Aaron Award as the Most Outstanding Player in the Braves organization after hitting .298 with 15 home runs and 98 RBI with Class A Macon ... led the league in doubles and extra-base hits (57), ranked second in RBI and total bases (239), tied for second in hits and sixth in average ... selected to the SAL All-Star team.

■ **1993:** Hit a combined .317 (69-218) with two home runs and 39 RBI in 56 games with Gulf Coast Braves and Class A Danville ... was signed by David Wilder, current White Sox Senior Director of Player Personnel.

COMMUNITY INVOLVEMENT

■ Among his charitable activities in 2006, was chosen to participate in the Major League Baseball/Boys & Girls Clubs commercial shoot ... sponsors JD's MVP Program, where he hosts nine kids from a local Boys & Girls Club once a month at U.S. Cellular Field ... was the 2006 Players Choice Award winner or Most Outstanding Player in the American League ... on his behalf, the MLB Players Trust contributed \$10,000 to the Fountain Hills Firefighters Foundation and Concerned Citizens for Community Health in recognition of the honor ... in appreciation of his involvement with the Boys & Girls Clubs of Chicago (BGCC), the University of Phoenix established The Jermaine

Dye Boys & Girls Clubs of Chicago Scholarship Program ... the program enables qualified BGCC Club members enrolled in the College Bound Program who may not otherwise be able to attend college the opportunity to attend the University of Phoenix ... during the 2005 season, attended the Roseland Little League Opening Ceremonies, signed autographs at the Navy Pier Children's Museum and filmed a public service announcement for Hurricane Katrina relief ... also teamed with Scott Podsednik and Aaron Rowand to support the Valentine Boys and Girls Club ... the trio purchased game tickets, bus transportation and Comiskey Cash for 250 members of the Keystone and Torch Clubs, which develop character, leadership and life skills in 11 to 18-year-olds, and greeted members at the Club and at the ballpark ... has worked with the Boys and Girls clubs in both Oakland and Kansas City and has participated in the Reviving Baseball in the Inner City (RBI) program ... donated \$50 to the RBI program for every run he drove in during the 2000 season ... also served as a spokesperson for the One for the Community Program, which raises more than \$1 million each year for Kansas City area schools.

Monthly Bests	
AVG388 4/00
HR	11 4/00
RBI	32 7/99 and 8/01

MISCELLANEOUS/PERSONAL

■ Married Tricia ... has three children: Jalen, Devin and Tiarra ... was featured on The Golf Channel's "The Big Break All-Star Challenge" on 7/4/06 ... along with teammates Jon Garland, Paul Konerko and A.J. Pierzynski, opposed general manager Ken Williams, manager Ozzie Guillen and coaches Harold Baines and Tim Lincecum in a series of golf challenges filmed at Starr Pass Golf and Country Club in Tucson, Ariz. during spring training ... graduated in 1992 from Will C. Wood High School in Vacaville, Calif. ... also played basketball and football ... attended Cosumnes River Community College (Calif.) and was used mostly as a pitcher.

YEAR	CLUB	AVG	G	AB	R	H	TB	2B	3B	HR	RBI	SH	SF	HB	BB	SO	SB	CS	E
1993	GCL Braves	.347	31	124	17	43	57	14	0	0	27	0	1	5	5	13	5	0	2
	Danville	.277	25	94	6	26	40	6	1	2	12	0	2	0	8	10	4	1	2
1994	Macon	.298	135	506	73	151	239	*41	1	15	98	0	8	8	33	82	19	10	9
1995	Greenville	.285	104	403	50	115	194	26	4	15	71	2	4	1	27	74	4	8	5
1996	Richmond	.232	36	142	25	33	60	7	1	6	19	0	0	1	5	25	3	0	4
	ATLANTA	.281	98	292	32	82	134	16	0	12	37	0	3	3	8	67	1	4	8
1997	KANSAS CITY	.236	75	263	26	62	97	14	0	7	22	1	1	1	17	51	2	1	6
	Omaha	.306	39	144	21	44	80	6	0	10	25	0	1	1	9	25	0	2	0
1998	Omaha	.299	41	157	29	47	89	6	0	12	35	1	2	1	19	29	7	0	1
	KANSAS CITY	.234	60	214	24	50	72	5	1	5	23	0	4	1	11	46	2	2	2
1999	KANSAS CITY	.294	158	608	96	179	320	44	8	27	119	0	6	1	58	119	2	3	6
2000	KANSAS CITY	.321	157	601	107	193	337	41	2	33	118	0	6	3	69	99	0	1	7
2001	KANSAS CITY	.272	97	367	50	100	153	14	0	13	47	1	6	6	30	68	7	1	3
	OAKLAND	.297	61	232	41	69	127	17	1	13	59	0	5	1	27	44	2	0	3
2002	Sacramento	.188	4	16	3	3	5	2	0	0	1	0	0	0	2	2	0	0	0
	Modesto	.500	2	8	1	4	7	3	0	0	2	0	0	0	0	0	0	0	0
2003	OAKLAND	.252	131	488	74	123	224	27	1	24	86	0	5	10	52	108	2	0	5
	OAKLAND	.172	65	221	28	38	56	6	0	4	20	0	4	3	25	42	1	0	0
2004	Sacramento	.286	13	49	9	14	22	2	0	2	9	0	0	0	11	11	0	0	0
	OAKLAND	.265	137	532	87	141	247	29	4	23	80	0	5	4	49	128	4	2	2
2005	WHITE SOX	.274	145	529	74	145	271	29	2	31	86	0	2	9	39	99	11	4	8
2006	WHITE SOX	.315	146	539	103	170	335	27	3	44	120	0	7	6	59	118	7	3	6
MINOR TOTALS		.292	430	1643	234	480	793	113	7	62	299	3	18	17	119	271	42	21	23
SOX TOTALS		.295	291	1068	177	315	606	56	5	75	206	0	9	15	88	217	18	7	14
N.L. TOTALS		.281	98	292	32	82	134	16	0	12	37	0	3	3	8	67	1	4	8
A.L. TOTALS		.271	1232	4594	710	1270	2239	253	22	224	780	2	51	45	436	932	40	17	48
M.L. TOTALS		.277	1330	4886	742	1352	2373	269	22	236	817	2	54	48	444	989	41	21	56

*Led League

- Selected by Atlanta in the 17th round of the free agent draft (6/93).
- Traded by Atlanta with pitcher Jamie Walker to Kansas City in exchange for outfielder Michael Tucker and infielder Keith Lockhart (3/27/97).
- On Kansas City disabled list with stress fracture in left foot (4/17-5/3/97); included rehab assignment to Class AAA Omaha (5/1-3/97).
- On Kansas City disabled list with a strained right quadricep (7/8-8/13/97); included rehab assignment to Class AAA Omaha (7/27-8/13/97).
- On Kansas City disabled list with a strained left quadricep (3/23-5/8/98); included rehab assignment to Class AAA Omaha (4/21-5/8/98).
- On Kansas City disabled list with torn cartilage in his right knee (9/1/98-end of season).
- Traded by Kansas City to Oakland as part of a three-team deal in which the Royals acquired infielder Neifi Perez from Colorado, and the Rockies acquired outfielder Mario Encarnacion, infielder Jose Ortiz and pitcher Todd Beltz from the A's (7/25/01).
- On Oakland disabled list with a fractured left tibia (3/21-4/26/02); included rehab assignments to Class AAA Sacramento (4/16-22/02) and Class A Modesto (4/23-26/02).
- On Oakland disabled list with torn cartilage in right knee (4/25-5/30/03); included rehab assignment to Class AAA Sacramento (5/25-30/03).
- On Oakland disabled list with separated right shoulder (7/7-9/1/03); included rehab assignment to Class AAA Sacramento (8/24-9/1/03).
- Signed by the White Sox as a free agent (12/9/04).

DIVISION SERIES RECORD

YEAR	CLUB	AVG	G	AB	R	H	TB	2B	3B	HR	RBI	SH	SF	HB	BB	SO	SB	CS	E
1996	Atl. vs. L.A.	.182	3	11	1	2	5	0	0	1	1	0	0	0	0	6	1	0	0
2001	Oak. vs. NYY	.231	4	13	0	3	5	2	0	0	0	0	0	0	2	2	0	0	0
2002	Oak. vs. Min.	.400	5	20	3	8	13	2	0	1	1	0	0	0	1	5	0	0	0
2003	Oak. vs. Bos.	.231	4	13	2	3	6	0	0	1	3	0	0	1	0	2	0	0	0
2005	SOX vs. Bos.	.200	3	10	1	2	2	0	0	0	0	0	0	1	1	2	0	0	0
TOTALS		.269	19	67	7	18	31	4	0	3	5	0	0	2	4	17	1	0	0

LEAGUE CHAMPIONSHIP SERIES RECORD

YEAR	CLUB	AVG	G	AB	R	H	TB	2B	3B	HR	RBI	SH	SF	HB	BB	SO	SB	CS	E
1996	Atl. vs. St. L.	.214	7	28	2	6	7	1	0	0	4	0	2	0	1	7	0	1	0
2005	SOX vs. LAA	.263	5	19	3	5	7	2	0	0	3	0	0	0	3	3	1	0	0
TOTALS		.234	12	47	5	11	14	3	0	0	7	0	2	0	4	10	1	1	0

WORLD SERIES RECORD

YEAR	CLUB	AVG	G	AB	R	H	TB	2B	3B	HR	RBI	SH	SF	HB	BB	SO	SB	CS	E
1996	Atl. vs. NYY	.118	5	17	0	2	2	0	0	0	1	1	0	0	1	1	0	0	1
2005	SOX vs. Hou.	.438	4	16	3	7	11	1	0	1	3	0	0	1	2	2	0	0	0
TOTALS		.273	9	33	3	9	13	1	0	1	4	1	0	1	3	3	0	0	1

ALL-STAR GAME RECORD

YEAR	CLUB, SITE	AVG	G	AB	R	H	TB	2B	3B	HR	RBI	SH	SF	HB	BB	SO	SB	CS	E
2000	A.L., Atlanta	.000	1	2	0	0	0	0	0	0	0	0	0	0	1	1	0	0	0
2006	A.L., Pittsburgh	.000	1	1	0	0	0	0	0	0	0	0	0	0	0	0	0	0	0
TOTALS		.000	2	3	0	0	0	0	0	0	0	0	0	0	1	1	0	0	0



DYE'S STATISTICAL BREAKDOWN

	2006					CAREER						
	AVG	G	AB	H	HR	RBI	AVG	G	AB	H	HR	RBI
Baltimore	.414	7	29	12	4	10	.302	74	278	84	16	53
Boston	.227	5	22	5	4	9	.233	62	236	55	10	40
Cleveland	.333	17	54	18	5	13	.287	97	349	100	22	69
Detroit	.386	19	70	27	8	14	.273	102	374	102	18	55
Kansas City	.250	13	44	11	3	5	.281	52	192	54	7	30
Los Angeles-AL	.211	9	38	8	2	7	.254	105	382	97	22	59
Minnesota	.316	15	57	18	6	18	.257	89	331	85	14	58
New York-AL	.360	6	25	9	0	3	.272	63	243	66	8	31
Oakland	.263	6	19	5	3	5	.313	49	182	57	11	33
Seattle	.217	7	23	5	2	4	.269	98	368	99	13	47
Tampa Bay	.445	6	22	10	3	11	.293	67	249	73	17	55
Texas	.242	9	33	8	0	2	.257	89	334	86	15	64
Toronto	.364	9	33	12	3	9	.255	68	251	64	10	36
Interleague	.314	18	70	22	1	10	.307	151	570	175	26	102
Arizona	—	—	—	—	—	—	.348	6	23	8	3	5
Atlanta	—	—	—	—	—	—	.308	3	13	4	1	2
Chicago-NL	.227	6	22	5	0	3	.285	37	123	35	6	15
Cincinnati	.364	3	11	4	1	5	.291	24	86	25	4	14
Colorado	—	—	—	—	—	—	.469	11	32	15	1	10
Florida	—	—	—	—	—	—	.200	10	30	6	0	1
Houston	.200	3	10	2	0	0	.301	26	83	25	2	8
Los Angeles-NL	—	—	—	—	—	—	.211	6	19	4	1	2
Milwaukee	—	—	—	—	—	—	.300	24	90	27	4	18
New York-NL	—	—	—	—	—	—	.304	9	23	7	1	4
Philadelphia	—	—	—	—	—	—	.389	6	18	7	0	1
Pittsburgh	.538	3	13	7	0	1	.394	28	104	41	7	29
St. Louis	.286	3	14	4	0	1	.281	24	89	25	3	16
San Diego	—	—	—	—	—	—	.212	9	33	7	1	3
San Francisco	—	—	—	—	—	—	.244	21	82	20	2	10
Washington	—	—	—	—	—	—	.159	14	44	7	2	5
Home	.307	74	264	81	21	53	.281	659	2386	671	120	385
Road	.324	72	275	89	23	67	.272	671	2500	681	116	432
Day	.339	52	186	63	14	42	.295	433	1571	464	76	254
Night	.303	94	353	107	30	78	.268	897	3315	888	160	563
vs. Left	.337	—	172	58	15	35	.287	—	1231	353	60	191
vs. Right	.305	—	367	113	29	85	.273	—	3655	999	176	626
Grass	.315	130	480	151	38	101	.278	1182	4350	1209	211	730
Turf	.322	16	59	19	6	19	.267	148	536	143	25	87
Pre-ASG	.318	78	280	89	25	68	.275	701	2562	705	128	423
Post ASG	.313	68	259	81	19	52	.278	629	2324	647	108	394
RISP	.351	—	148	52	15	83	.261	—	1347	351	51	550
Bases Loaded	.200	—	5	1	0	8	.266	—	124	33	5	109
April	.329	22	73	24	6	20	.270	170	640	173	38	116
May	.265	21	68	18	8	16	.271	215	754	204	35	111
June	.324	26	102	33	6	20	.277	245	902	250	36	139
July	.344	24	96	33	9	21	.287	201	756	217	41	138
August	.355	28	110	39	10	30	.279	252	946	264	47	173
Sept./Oct.	.256	25	90	23	5	13	.275	247	888	244	39	140
As PH	.000	1	1	0	0	0	.348	24	23	8	0	3
As DH	—	—	—	—	—	—	.243	40	152	37	4	18

Dye's Fielding — OF

Year, Club	Pct.	G	PO	A	E	TC	DP
1996, Atl.	.950	92	150	2	8	160	1
1997, K.C.	.966	75	164	7	6	177	3
1998, K.C.	.987	59	152	4	2	158	3
1999, K.C.	.984	157	362	17	6	385	6
2000, K.C.	.976	146	277	11	7	295	3
2001, K.C.	.984	93	178	5	3	186	0
Oak.	.972	61	96	7	3	106	1
2002, Oak.	.972	111	171	2	5	178	1
2003, Oak.	1.000	61	106	1	0	107	0
2004, Oak.	.992	134	258	3	2	263	2
2005, Sox	.971	140	259	9	8	276	2
2006, Sox	.981	146	305	5	6	316	2
Totals	.979	1229	2478	73	56	2697	24

Dye's Game Bests

Hits — 4 (9x, last 6/20/06 vs. STL)
HR — 2 (14x, last 8/24/06 at Det.)
RB — 1 (5x, last 7/4/05 vs. T.B.)
RBI — 6 (4x, last 8/30-2/05 at Tex.)
SB — 2 (twice, last 8/30/06 vs. T.B.)
Hitting Streak — 16 games (8/25-9/18/01)

Dye's Fielding — SS

Year, Club	Pct.	G	PO	A	E	TC	DP
2005, Sox	—	1	—	—	—	—	—

Dye's Fielding — 1B

Year, Club	Pct.	G	PO	A	E	TC	DP
2005, Sox	1.000	1	7	1	0	8	0

DYE'S CAREER BY PARK

Park	AVG	AB	H	HR	RBI
Camden Yards	.298	151	45	7	28
Fenway Park	.209	134	28	4	20
U.S. Cellular	.289	612	177	41	107
Jacobs Field	.275	189	52	13	43
Tiger	.159	44	7	1	2
Comerica	.299	147	44	9	31
Kauffman	.296	117	331	48	177
Angel	.215	200	43	12	37
Metrodome	.219	155	34	6	21
Yankee	.263	133	35	4	11
McAfee	.250	799	200	38	133
Kingdome	.308	13	4	0	0
SAFECO	.308	156	48	7	25
Tropicana	.273	132	36	6	25
Ameriquet	.266	192	51	10	45
Rogers Centre	.271	129	35	4	18
Atlanta-Fulton	.310	126	39	4	17
Wrigley	.289	83	24	4	11
Cinergy	.290	31	9	2	4
Great American	.364	11	4	1	5
Coors	.500	30	15	1	10
Dolphin	.130	23	3	0	1
Astrodome	.286	14	4	0	0
Minute Maid	.455	11	5	1	2
Dodger	.167	12	2	0	1
County	.345	29	10	1	6
Miller	.417	12	5	1	1
Olympic	.267	15	4	2	4
Shea	.143	114	2	0	0
Three Rivers	.343	35	12	5	15
PNC	.424	33	14	1	8
3Com	.188	16	3	1	1
AT&T	.400	25	10	0	3
old Busch	.333	30	10	2	5
Qualcomm	.083	12	1	0	0
PETCO	.111	9	1	0	0
Veterans	.417	12	5	0	0

Dye's MultiHR Games

No.	Date	Opp.	Pitchers
2	7/2/99	at Cle.	D. Gooden (2)
2	7/4/99	at Cle.	D. Burba (2)
2	8/9/99	vs. Bos.	M. Portugal (2)
2	9/14/99	vs. Ana.	T. Beicher/A. Levine
2	4/26/00	vs. T.B.	R. Rupe
2	7/25/00	at Sox	J. Parque
2	8/12/00	vs. Bal.	J. Parrish/M. Trombley
2	9/22/02	vs. Tex.	C. Park
2	4/14/04	at Tex.	R. Dickey
2	8/30/05	at Tex.	E. Volquez/J. Wasdin
2	4/25/06	at Sea.	B. Livingston/J. Woods
2	6/1/06	at Cle.	P. Byrd/F. Cabrera
2	7/8/06	vs. Bos.	J. Beckett
2	8/24/06	at Det.	N. Robertson

Dye's Grand Slams

No.	Date	Opp.	Inn.	Pitcher
1	8/30/97	vs. St. L.	4th	M. Petkovsek
2	4/26/00	vs. T.B.	1st	R. Rupe
3	9/1/00	at T.B.	4th	R. Rupe
4	9/29/02	at Tex.	4th	J. Benoit
5	7/4/05	vs. T.B.	1st	H. Nomo

DARIN ERSTAD

17



Given Name: Darin Charles Erstad

Position: Outfielder/First Baseman

Bats: Left **Throws:** Left

Height: 6-2 **Weight:** 220

Opening Day Age: 32

Born: June 4, 1974, Jamestown, N.D.

Resides: Newport Beach, Calif.

First Pro Contract: California Angels, selected in the first round (first overall), June 1995 free agent draft.

Sox Acquisition: Signed as a free agent, January 25, 2007.

Major League Service: 10 years, 77 days.

Contract Status: Signed through 2007 with a club option for 2008.

PLAYERS

■ **2006:** Was limited to a career-low 40 games with the Angels due to irritation in his right ankle from a bone spur ... made his 10th consecutive Opening Day start, the third-longest streak in franchise history ... collected his 1,500th career hit on 4/21 at Oakland ... was on the disabled list from 5/1-6/11 and again from 6/18-8/31, including two rehabilitation assignments ... was reinstated from the disabled list on 9/1 ... was a late-inning defensive replacement in all 12 of his September appearances ... underwent arthroscopic surgery on the ankle on 10/6.

MAJOR LEAGUE HIGHLIGHTS

■ **Career:** Is the only player in major-league history to win Gold Glove Awards® as an infielder (2004) and outfielder (2000 and 2002) ... his .997 fielding percentage at first base since 2002 is tied with Travis Lee for highest in the major leagues ... ranks third in Angels history with 170 stolen bases, fourth with 1,505 hits, 818 runs scored, 279 doubles, 625 RBI and 423 extra-base hits and fifth with 1,320 games played ... his 198 hits in interleague play rank fourth all-time ... holds the American League record for consecutive errorless fielding chances by an outfielder with 723 from 5/30/01-9/22/02, breaking Ken Griffey Jr.'s mark of 573 set from 1992-93 ... won the Silver Slugger Award® in 2000 ... finished eighth in the AL Most Valuable Player voting in 2000 after setting a club record with a .355 average ... his 240 hits that season are tied for the 13th-highest total in major-league history, and became the first player in major-league history to drive in 100 runs from the leadoff slot ... is a two-time AL All-Star (1998 and 2000) ... has 12 career leadoff home runs (last 9/3/00 at White Sox) ... has played 578 career games at first base, 455 in center field, 260 in left and one in right ... has batted .299 from the leadoff slot, .280 (533-1,972) from the No. 2 slot and .311 (97-312) at No. 6 ... his .353 (49-139) career average at U.S. Cellular Field is his best at any ballpark with at least 50 at-bats.

■ **2005:** Spent his 10th season with the Angels ... ranked second among AL first basemen with a .997 fielding percentage ... compiled a career-best, 21-game hitting streak from 5/28-6/22, the fifth-longest streak in franchise history ... hit .385 (35-91) during the streak ... scored his 800th career run on 8/18 vs. Boston, joining Garrett Anderson, Tim Salmon and Brian Downing as the only players in Angels history to reach that milestone ... received five catchers interference calls, becoming one of two players in major-league history to reach base four or more times via catcher interference in two separate seasons (also five in 2001) ... made his ninth consecutive Opening Day start.

■ **2004:** Moved from outfield to first base and posted a .996 (4 E/1,056 TC) fielding percentage to claim his third career Rawlings Gold Glove Award® and first as an infielder ... became the first player in major-league history to be honored with the Gold Glove as an infielder and outfielder and first to win the award at three different positions (also in left field in 2000 and center in 2002) ... hit a game-tying, two-run double and scored the winning run in the eighth inning on 10/2 at Oakland as the Angels clinched the AL West ... was on the disabled list from 5/9-6/14 with a strained right hamstring ... hit .306 (112-366) following his return from the disabled list, up from .264 before ... Angels were 48-15 when he scored a run ... reached base safely in 110 of 125 games ... compiled a 14-game hitting streak from 4/22-5/7 ... was successful on 16 of 17 stolen-base attempts.

■ **2003:** Was limited to 67 games with two stints on the disabled list due to right hamstring tendinitis ... was first disabled from 4/20-6/9 ... hit his 100th career home run on 7/23 at Texas ... played in his 1,000th career game on 8/2 ... re-aggravated the hamstring on 8/6 at Boston ... was placed on the disabled list a second time on 8/7 and missed the rest of the season ... hit just .219 (42-192) after initially injuring the hamstring ... did not commit an error.

■ **2002:** Won his second career Rawlings Gold Glove Award® as an outfielder ... fell one run scored shy of reaching 100 for the second time in three years ... led the Angels with 23 stolen bases ... Angels were 54-18 when he scored a run ... was injured on 4/16 vs. Texas when he hit the outfield wall head first running down a fly ball ... re-aggravated the injury on 4/19 at Oakland attempting a diving catch in center field ... was diagnosed with post-concussion syndrome (missed seven games) ... collected his 1,000th career hit on 6/15 at the Dodgers, the sixth player in

Single-Season Hit Leaders Since 1931

Player, Club	Year	Hits
Ichiro Suzuki, SEA	2004	262
Ichiro Suzuki, SEA	2001	242
Darin Erstad, ANA	2000	240
Wade Boggs, BOS	1985	240
Rod Carew, MIN	1977	239
Don Mattingly, NYY	1986	238
Joe Medwick, STL	1937	237
Kirby Puckett, MIN	1988	234
Earl Averill, CLE	1936	232
Matty Alou, PIT	1969	231

Most RBI By Leadoff Hitters Since 1974

Player, Club	Year	RBI
Darin Erstad, ANA	2000	*100
Alfonso Soriano, NYY	2002	99
Nomar Garciaparra, BOS	1997	98
Johnny Damon, BOS	2004	91
Craig Biggio, HOU	1998	88
Johnny Damon, KC	2000	88
Alfonso Soriano, NYY	2003	85
Jimmy Rollins, PHI	2006	82
Jacque Jones, MIN	2002	81
Jose Reyes, NYM	2006	81
Alfonso Soriano, WAS	2006	81
Gerald Williams, TB	2000	81

*Major League Record

franchise history to reach that milestone ... agreed to a four-year contract extension through the 2006 season on 8/3 ... tied his career high with five hits on 8/27 vs. Tampa Bay (second time) ... his error on 9/24 at Texas was his first as an outfielder since 5/30/01 vs. Minnesota, a span of 238 games and 723 total chances ... underwent surgery to remove the hook of the hamate bone in his right hand on 12/5.

■ **2001:** Completed his fifth full season with the Angels ... hit .279 in the first half and .233 after the break ... team was 45-23 when he scored a run ... compiled a team-high, 15-game hitting streak from 5/19-6/5 ... recorded his sixth career multihomer game on 7/8 at Colorado ... hit the second of three straight home runs by the Angels on 7/26 vs. Tampa Bay ... scored his 500th career run on 9/6 vs. Kansas City ... recorded 10 outfield assists and three double plays ... reached base four times on catcher's interference.

■ **2000:** Enjoyed the best season of his career, hitting .355 (240-676) with 121 runs scored, 39 doubles, six triples, 25 home runs, 100 RBI, 64 walks and 28 stolen bases ... set personal bests in every offensive category, except doubles (tied 1998), and finished eighth in the AL MVP voting ... his .355 average was .102 higher than 1999, the sixth-largest increase from the previous season in major-league history (based on 400 at-bats) ... became the first player in major-league history to record 100 RBI as a leadoff hitter, breaking the record of 1998 set by Nomar Garciaparra in 1997 ... was named to his second AL All-Star Team (also 1998) ... also became the first player in Angels history to collect 200 hits, 100 runs scored and 100 RBI in one season and the first to lead the league in hits ... also was named to *The Sporting News* All-Star Team and was a recipient of the Silver Slugger Award® ... earned his first Rawlings Gold Glove Award® as an outfielder ... his 240 hits were the 12th-highest total in major-league history and most since Wade Boggs also collected 240 in 1985 ... led the AL in hits and multihit games (77) and ranked second in average and total bases (366) and tied for third in runs scored ... batted .384 (144-375) in the first half and .319 (96-301) after the break ... recorded 100 hits in the Angels first 61 games, the fastest player to reach that plateau since Washington's Heinie Manush in 1934 (60 games) ... set franchise records for average, runs scored, hits and singles (170) ... hits record had stood for 30 years (Alex Johnson, 202 in 1970) ... reached 200 hits in 132 games, becoming the fastest player to hit that mark since the Cardinals Joe Medwick needed only 131 games in 1935 and the fastest AL player since Philadelphia's Al Simmons needed just 125 games in 1925 ... his 144 hits at the All-Star Break were the most since Atlanta's Ralph Garr had 149 in 1974 ... his 48 hits in April broke the major-league record set by Colorado's Dante Bichette in 1998 (47) ... hit two home runs on 6/7 vs. San Francisco, 6/25 vs. Minnesota and 9/3 at the White Sox ... hit leadoff home runs on 4/5 vs. the Yankees, 6/25 vs. Minnesota, 7/8 vs. Colorado and 9/3 at the White Sox ... hit leadoff and game-ending home runs on 6/25 vs. Minnesota ... of his 157 games played, collected a hit in 128 and reached base safely in 143 ... led off a game with a hit 53 times ... hit .388 vs. right-handed pitchers and also at home ... was 8-14 (.571) with the bases loaded ... started as the designated hitter 10 straight games from 8/25-9/4 due to muscle spasms in his left rib cage ... was named AL Player of the Week for 5/22-28 and co-Player of the Week for 7/3-9 ... tied a major-league record with 12 putouts by an outfielder on 7/24 at Texas.

■ **1999:** Led the Angels with five triples and 13 stolen bases ... collected his 500th career hit on 9/7 vs. the White Sox ... hit leadoff home runs on 5/30 vs. Kansas City, 6/23 at Seattle, 7/20 vs. San Diego and 9/20 vs. Tampa Bay ... hit his first game-ending home run on 4/26 vs. Toronto ... compiled a .999 fielding percentage in 78 games at first base and a 1.000 mark (192 TC) in 69 games in the outfield ... was on the 15-day disabled list from 8/11-26 with a strained lateral collateral ligament in his right knee ... sustained the injury on 8/10 vs. Cleveland on a swing in his third at-bat ... missed the final three games of the season with the same injury.

■ **1998:** Hit .296 with 84 runs scored, 39 doubles, 19 home runs, 82 RBI and 20 stolen bases in 133 games ... was named to his first AL All-Star Team ... was named AL Player of the Week for 6/8-14 ... opened the season with a 15-game hitting streak (4/1-18) ... compiled a franchise-record streak of nine straight games with an extra-base hit from 4/7-18 (11 total), two short of the major-league record set by Jesse Barfield in 1985 ... hit leadoff home runs on 4/11 at Cleveland, 6/20 vs. Texas and 7/2 vs. San Francisco ... recorded his second career multihomer game on 4/11 at Cleveland ... hit his first career grand slam on 5/1 vs. the White Sox off Tony Castillo ... collected five hits 6/9 at Arizona ... was on the disabled list for the first time in his career from 8/4-19 with a strained left hamstring ... also missed 10 games from 9/3-15 with the same injury ... made 55 starts at first base and 70 in the outfield.

■ **1997:** Batted .299 with 99 runs scored, 34 doubles, 16 home runs, 77 RBI and 23 stolen bases his first full season with the Angels ... led the club in stolen bases ... hit his first career leadoff homer on 5/9 at Milwaukee off Cal Eldred ... hit his second career inside-the-park home run on 5/24 at Toronto (also 9/6/96 at Minnesota) ... scored four runs on 5/28 at Oakland, tying a then-club record ... collected two hits in the first inning on 8/19 vs. the Yankees ... recorded his first career multihomer game and drove in a career-high five runs on 9/8 at Toronto ... appeared only as a pinch-runner in two of the Angels final 13 games due to a sore right shoulder ... underwent an MRI on 9/15 which revealed irregularities of the labrum ... underwent arthroscopic surgery on his right shoulder on 12/5.

■ **1996:** Played in 57 games with California, batting .284 with 34 runs scored, four home runs and 20 RBI ... his contract was purchased by the Angels from Class AAA Vancouver on 6/14 ... made his major-league debut as the starting center fielder on 6/14 vs. Toronto, going 0-4 with a walk and run scored ... opened his career 0-10 before collecting his first major-league hit on 6/16 vs. Toronto, a single off Paul Quantrill ... hit his first major-league home run (off Alex Fernandez), RBI, multihit game and stolen base on 6/17 vs. the White Sox ... was optioned to Vancouver on 8/2 and recalled on 9/3 ... hit an inside-the-park homer off Brad Radke on 9/6 at Minnesota.

POSTSEASON HIGHLIGHTS

■ **Career:** Is a career .339 (40-118) hitter over 29 postseason games ... has hit safely in 26 of 29 playoff games.

■ **2005:** Was 6-20 (.300) in the 2005 ALDS vs. the Yankees, highlighted by a 3-5 effort in a Game 3 victory at Yankee Stadium ... hit safely in four of five games of the 2005 ALCS vs. the White Sox.

■ **2004:** Was 5-10 (.500) in the 2004 ALDS vs. Boston as the Angels were swept in three games ... went 3-4 with a solo home run in Game 1.

■ **2002:** Led the Angels with a .352 (25-71) average as they won the 2002 World Series ... his 25 hits tied Atlanta's Marquis Grissom (1995) for the all-time record in one postseason ... caught a fly ball for the final out in Game 7 of the World Series vs. San Francisco ... hit safely in 15 of 16 playoff games with 14 runs scored and eight multihit efforts ... his 12-game hitting streak, which ended in Game 4 of the Fall Classic, tied the Yankees Derek Jeter for the longest in a single postseason ... hit a leadoff home run in Game 6 of the World Series as Anaheim staged a dramatic comeback victory ... four of his nine hits in the Fall Classic went for extra bases (three doubles, one home run) ... hit .364 (8-22) in the ALCS win over Minnesota ... hit his first postseason home run in Game 2 off Rick Reed ... batted .421 (8-19) in the ALDS sweep vs. the Yankees ... hit the game-winning double in the eighth inning of Game 3.

MINOR LEAGUE HIGHLIGHTS

■ **2004:** Appeared in four games with Class AAA Salt Lake as part of his rehab from a strained right hamstring.

■ **2003:** Played in seven games with Class AAA Salt Lake as part of his rehab from tendinitis in his left hamstring.

■ **1996:** Opened his first full professional season with Class AAA Vancouver ... hit .305 with 63 runs scored, 22 doubles, six home runs and 41 RBI in 85 games with the Canadians ... led the club in average and triples (five) and ranked second in runs scored and slugging (.447) and on-base percentage (.385) ... his contract was purchased by the Angels on 6/14 ... was optioned to Vancouver on 8/2 and recalled on 9/3.

■ **1995:** Made his professional debut after being selected by California with the first overall pick in the draft ... began the season with Rookie Mesa and was 10-18 (.556) in five games to earn a promotion to Class A Lake Elsinore ... hit .363 (41-113) with five home runs and 24 RBI in 25 games with the Storm ... played for Tempe in the Arizona Fall League ... ranked second in the AFL in average (.344) and slugging percentage (.513), third in on-base percentage (.402) and tied for fourth in hits (53) ... was signed by Angels scout Tom Osowski.

COMMUNITY INVOLVEMENT

■ Was the Angels recipient of the 2005 Roberto Clemente Award for his efforts in the Southern California community ... he and his wife, Jessica, donated \$1 million to Nebraska's Memorial Stadium Improvement Project in 2004 ... is involved with several children's groups ... has served as a spokesman for Big Brothers of Orange County ... conducted a youth clinic at Riverside Community College for the past nine seasons (1998-2006) ... has been a frequent speaker at the Cal Poly Pomona Baseball Camp ... donated funds to refurbish Little League Fields in East Whittier (dedicated as Darin Erstad Field in 2000), Long Beach (2001) and Garden Grove (2000) ... supports local Boys & Girls Clubs ... also has supported the Tim Salmon Golf Classic, which benefits Family Solutions and Laurel House ... was active in the Angels's Wives annual hospital visits to the UC-Irvine Medical Center.

MISCELLANEOUS/PERSONAL

■ Married Jessica ... has one child: Jordan Elizabeth ... attended the University of Nebraska, where he played baseball and football (punter and kicker) ... hit .356 (261-733) with 46 doubles, 41 home runs, 182 RBI and a .608 slugging percentage in 176 career games ... was named First-Team All-America by *Collegiate Baseball*, National Player of the Year by College Sports Magazine and Big Eight co-Player of the Year as a junior in 1995 ... was a member of the Cornhuskers' 1994 National Championship football team ... was Academic All-Big Eight in football in 1992 and baseball in 1993 ... was honored at the Nebraska-Texas football game on 11/2/02 for his involvement with the Angels 2002 World Championship team ... set six Nebraska baseball records in 1994: most hits (six), runs scored (six) and RBI (six) in a game; most hits (103) and total bases (194) in a season and most career hits (261) ... also in 1994 was named Cape Cod Summer League MVP and First-Team All-Big Eight ... graduated in 1992 from Jamestown (N.D.) High School ... played football (school-record 50-yard field goal), hockey (36 goals and 24 assists in 26 games) and track and field teams (state champion in 110 and 300-meter hurdles) ... participated in American League baseball in lieu of not having a high school baseball team ... hit .492 with 18 home runs and 86 RBI for the Jamestown Eagles in 1992 ... also was 10-2 with a 2.18 ERA as a pitcher ... was named AP North Dakota Athlete of the Year in 1992.

Monthly Bests

AVG449
	4/00
Hits	48
	4/00
Runs	26
	6/05
HR	7
	5/00
RBI	24
	6/00

YEAR	CLUB	AVG	G	AB	R	H	TB	2B	3B	HR	RBI	SH	SF	HB	BB	SO	SB	CS	E
1995	AZ Angels	.556	4	18	2	10	11	1	0	0	1	0	0	0	1	1	1	0	0
	Lake Elsinore	.363	25	113	24	41	69	7	3	5	24	0	1	0	6	22	3	0	1
1996	Vancouver	.305	85	351	63	107	157	22	5	6	41	1	2	3	44	53	11	6	1
	CALIFORNIA	.284	57	208	34	59	78	5	1	4	20	1	3	0	17	29	3	3	3
1997	ANAHEIM	.299	139	539	99	161	251	34	4	16	77	5	6	4	51	86	23	8	11
1998	ANAHEIM	.296	133	537	84	159	261	39	3	19	82	1	3	6	43	77	20	6	3
1999	ANAHEIM	.253	142	585	84	148	219	22	5	13	53	2	3	1	47	101	13	7	1
2000	ANAHEIM	.355	157	*676	*121	*240	366	39	6	25	100	2	4	1	64	82	28	8	3
2001	ANAHEIM	.258	157	631	89	163	227	35	1	9	63	1	7	10	62	113	24	10	1
2002	ANAHEIM	.283	150	625	99	177	243	28	4	10	73	5	4	2	27	67	23	3	1
2003	ANAHEIM	.252	67	258	35	65	86	7	1	4	17	2	2	4	18	40	9	1	0
	Salt Lake	.407	7	27	6	11	11	0	0	0	4	0	0	0	2	1	1	0	0
2004	ANAHEIM	.295	125	495	79	146	198	29	1	7	69	3	4	4	37	74	16	1	4
	Salt Lake	.125	4	16	2	2	2	0	0	0	3	0	0	0	1	1	0	0	0
2005	LOS ANGELES-AL	.273	153	609	86	166	226	33	3	7	66	4	2	1	47	109	10	3	4
2006	LOS ANGELES-AL	.221	40	95	8	21	31	8	1	0	5	1	1	2	6	18	1	1	0
	Rancho Cucamonga	.214	7	14	4	3	3	0	0	0	0	0	0	0	4	2	0	0	0
	Salt Lake	.100	7	30	0	3	3	0	0	0	3	0	0	0	1	2	1	0	0
MINOR TOTALS		.311	139	569	101	177	256	30	8	11	76	1	3	3	59	82	17	6	2
A.L. TOTALS		.286	1320	5258	818	1505	2186	279	30	114	625	27	39	35	419	796	170	51	31
M.L. TOTALS		.286	1320	5258	818	1505	2186	279	30	114	625	27	39	35	419	796	170	51	31

*Led League

- Selected by California in the first round (first overall) of the free-agent draft (6/95).
- On Anaheim disabled list with strained left hamstring (8/4-19/98).
- On Anaheim disabled list with strained lateral colateral ligament in right knee (8/11-26/99).
- On Anaheim disabled list with tendinitis in left hamstring (4/20-6/9/03); included rehab assignment to Class AAA Salt Lake (5/31-6/9/03).
- On Anaheim disabled list with tendinitis in right hamstring (8/7-10/6/03).
- On Anaheim disabled list with strained right hamstring (5/9-6/14/04); included rehab assignment to Class AAA Salt Lake (6/10-14/04).
- On Los Angeles disabled list with right ankle tendinitis (5/1-6/12/06); included rehab assignments to Class A Rancho Cucamonga (6/2-3/06) and Class AAA Salt Lake (6/3-12/06).
- On Los Angeles disabled list with a bone spur in right ankle (6/18-9/1/06); included rehab assignment to Class A Rancho Cucamonga (8/25-9/1/06).
- Signed by the White Sox as a free agent (1/23/06).

DIVISION SERIES RECORD

YEAR	CLUB	AVG	G	AB	R	H	TB	2B	3B	HR	RBI	SH	SF	HB	BB	SO	SB	CS	E
2002	Ana. vs. NYY	.421	4	19	4	8	10	2	0	0	2	1	0	0	0	1	1	0	0
2004	Ana. vs. Bos.	.500	3	10	2	5	9	1	0	1	2	0	0	1	3	1	0	0	0
2005	LAA vs. NYY	.300	5	20	1	6	8	2	0	0	3	0	0	0	6	0	0	0	0
TOTALS		.388	12	49	7	19	27	5	0	1	7	1	0	1	3	8	1	0	0

LEAGUE CHAMPIONSHIP SERIES RECORD

YEAR	CLUB	AVG	G	AB	R	H	TB	2B	3B	HR	RBI	SH	SF	HB	BB	SO	SB	CS	E
2002	Ana. vs. Min.	.364	5	22	4	8	11	0	0	1	2	0	0	0	0	3	1	0	0
2005	LAA vs. SOX	.235	5	17	1	4	5	1	0	0	0	0	0	0	1	2	1	0	0
TOTALS		.308	10	39	5	12	16	1	0	1	2	0	0	0	1	5	2	0	0

WORLD SERIES RECORD

YEAR	CLUB	AVG	G	AB	R	H	TB	2B	3B	HR	RBI	SH	SF	HB	BB	SO	SB	CS	E
2002	Ana. vs. S.F.	.300	7	30	0	9	15	3	0	1	3	1	1	0	1	4	1	0	1

ALL-STAR GAME RECORD

YEAR	CLUB, SITE	AVG	G	AB	R	H	TB	2B	3B	HR	RBI	SH	SF	HB	BB	SO	SB	CS	E
1998	A.L., Colorado	.000	1	2	1	0	0	0	0	0	0	0	0	0	0	0	0	0	0
2000	A.L., Atlanta	.000	1	2	0	0	0	0	0	0	0	1	0	0	0	0	0	0	0
TOTALS		.000	2	4	1	0	0	0	0	0	1	0	0	0	0	0	0	0	0

ERSTAD'S STATISTICAL BREAKDOWN

	2006						CAREER					
	AVG	G	AB	H	HR	RBI	AVG	G	AB	H	HR	RBI
Baltimore	.300	5	10	3	0	0	.254	79	303	77	6	34
Boston	—	—	—	—	—	—	.286	69	280	80	4	35
Chicago-AL	.091	3	11	1	0	0	.334	75	311	104	8	47
Cleveland	—	—	—	—	—	—	.313	71	278	87	5	33
Detroit	.200	4	5	1	0	0	.271	72	269	73	3	31
Kansas City	.083	6	12	1	0	1	.264	85	322	85	8	45
Minnesota	.429	3	14	6	0	1	.291	83	347	101	9	33
New York-AL	.125	3	8	1	0	1	.279	73	297	83	4	34
Oakland	.182	4	11	2	0	1	.263	134	536	141	8	53
Seattle	.308	3	13	4	0	1	.260	136	526	137	12	63
Tampa Bay	—	—	—	—	—	—	.309	64	262	81	6	32
Texas	.200	6	10	2	0	0	.260	144	572	149	10	58
Toronto	—	2	0	0	0	0	.298	73	295	88	10	36
Interleague	.000	1	1	0	0	0	.340	143	583	198	19	80
Arizona	—	—	—	—	—	—	.438	12	48	21	2	6
Atlanta	—	—	—	—	—	—	.273	3	11	3	0	0
Cincinnati	—	—	—	—	—	—	.167	3	12	2	0	2
Colorado	—	—	—	—	—	—	.439	16	66	29	4	12
Florida	—	—	—	—	—	—	.231	3	13	3	0	1
Houston	—	—	—	—	—	—	.231	3	13	3	0	0
Los Angeles-NL	—	—	—	—	—	—	.318	49	201	64	6	26
Milwaukee	—	—	—	—	—	—	.312	22	93	29	2	18
New York-NL	—	—	—	—	—	—	.348	5	23	8	1	3
Philadelphia	—	—	—	—	—	—	.000	3	12	0	0	0
Pittsburgh	—	—	—	—	—	—	.316	6	19	6	0	1
St. Louis	—	—	—	—	—	—	.250	3	12	3	0	2
San Diego	.000	1	1	0	0	0	.257	17	70	18	3	6
San Francisco	—	—	—	—	—	—	.404	14	57	23	3	12
Washington	—	—	—	—	—	—	.700	3	10	7	0	2
Home	.156	22	45	7	0	2	.293	670	2613	766	49	307
Road	.280	18	50	14	0	3	.279	650	2645	739	65	318
Day	.200	12	35	7	0	2	.278	319	1272	354	28	145
Night	.233	28	60	14	0	3	.289	1001	3986	1151	86	480
vs. Left	.192	—	26	5	0	1	.271	—	1615	437	41	219
vs. Right	.232	—	69	16	0	4	.293	—	3643	1068	73	406
Grass	.185	37	81	15	0	4	.285	1192	4726	1349	96	563
Turf	.429	3	14	6	0	1	.293	128	532	156	18	62
Pre-ASG	.220	27	91	20	0	5	.302	733	3000	906	77	393
Post ASG	.250	13	4	1	0	0	.265	587	2258	599	37	232
RISP	.105	—	19	2	0	5	.282	—	1247	352	26	493
Bases Loaded	.000	—	1	0	0	0	.307	—	88	27	1	74
March/April	.238	22	80	19	0	4	.300	220	902	271	17	111
May	—	—	—	—	—	—	.288	194	805	232	26	112
June	.091	5	11	1	0	1	.306	239	973	298	24	124
July	—	—	—	—	—	—	.265	261	1038	275	19	106
August	—	—	—	—	—	—	.301	196	783	236	11	89
Sept./Oct.	.250	13	4	1	0	0	.255	210	757	193	17	83
As PH	—	—	—	—	—	—	.450	22	20	9	0	8
As DH	—	—	—	—	—	—	.321	45	190	61	8	24

Erstad's MultiHR Games

No.	Date	Opp.	Pitchers
2	9/8/97	at Tor.	Person/Plesac
2	4/11/98	at Cle.	Nagy (2)
2	6/7/00	vs. S.F.	Ortiz, Fultz
2	6/25/00	vs. Min.	Redman/Guardado
2	9/3/00	at Sox	Baldwin/Wunsch
2	7/8/01	at Col.	Chacon (2)
2	6/24/02	at Tex.	Benoit/Irabu

Erstad's Grand Slams

No.	Date	Opp.	Inn.	Pitcher
1	5/1/98	vs. Sox	6th	Tony Castillo

Erstad's Leadoff HR

No.	Date	Opp.	Pitcher
1	5/9/97	at Mil.	Cal Eldred
2	4/11/98	at Cle.	Charles Nagy
3	6/20/98	vs. Tex.	Todd Van Poppel
4	7/2/98	vs. S.F.	Kirk Rueter
5	5/30/99	vs. K.C.	Jose Rosado
6	6/23/99	at Sea.	John Halama
7	7/20/99	vs. S.D.	Andy Ashby
8	9/20/99	vs. T.B.	Wilson Alvarez
9	4/5/00	vs. NYY	David Cone
10	6/25/00	vs. Min.	Mark Redman
11	7/8/00	vs. Col.	Brian Bohanon
12	9/3/00	at Sox	James Baldwin

ERSTAD'S CAREER BY PARK

Park	AVG	AB	H	HR	RBI
Angel	.293	2613	766	49	307
Camden Yards	.212	156	33	2	15
Fenway	.302	139	42	1	20
U.S. Cellular	.353	139	49	4	16
Jacobs	.303	152	46	3	16
Tiger	.167	42	7	1	4
Comerica	.263	80	21	1	12
Kauffman	.269	156	42	6	28
Metrodome	.261	203	53	4	13
Yankee	.262	141	37	2	14
McAfee	.274	266	73	3	30
Kingdome	.323	65	21	3	8
SAFECO	.204	211	43	4	21
Tropicana	.285	130	37	3	17
Amerquest	.258	298	77	7	29
Rogers Centre	.336	134	45	8	24
Chase	.520	25	13	2	6
Turner	.273	11	3	0	0
Coors	.382	34	13	2	6
Minute Maid	.231	13	3	0	0
Dodger	.326	95	31	4	12
County	.317	41	13	2	7
Miller	.500	16	8	0	7
Shea	.278	18	5	2	4
PNC	.273	11	3	0	1
3Com	.357	14	5	0	2
AT&T	.364	11	4	0	2
old Busch	.250	12	3	0	2
Qualcomm	.281	32	9	1	2

Erstad's Career Fielding — 1B

Year	Club	Pct.	G	PO	A	E	TC	DP
1997, Ana.	.990	126	999	64	11	1074	92	
1998, Ana.	.996	70	464	39	2	505	46	
1999, Ana.	.999	78	669	41	1	711	59	
2000, Ana.	1.000	3	5	0	0	5	0	
2001, Ana.	1.000	12	64	7	0	71	8	
2002, Ana.	1.000	5	9	0	0	9	2	
2004, Ana.	.996	124	986	66	4	1056	83	
2005, LAA	.997	147	1218	79	4	1301	109	
2006, LAA	1.000	13	31	1	0	32	1	
Totals	.995	578	4445	297	22	4764	400	

Erstad's Career Fielding — OF

Year	Club	Pct.	G	PO	A	E	TC	DP
1996, Cal.	.976	48	121	2	3	126	0	
1997, Ana.	1.000	1	3	0	0	3	0	
1998, Ana.	.992	72	116	4	1	121	2	
1999, Ana.	1.000	69	185	7	0	192	1	
2000, Ana.	.992	136	350	9	3	362	2	
2001, Ana.	.998	146	398	10	1	409	3	
2002, Ana.	.998	143	452	11	1	464	3	
2003, Ana.	1.000	66	190	2	0	192	1	
2006, LAA	1.000	27	71	1	0	72	0	
Totals	.995	708	1886	46	9	1941	12	

Erstad's Career Game Bests

Hits — 5 (twice, last 8/27/02 vs. T.B.)
HR — 2 (7x, last 6/24/02 at Tex.)
GS — 1 (5/1/98 vs. Sox)
RBI — 5 (4x, last 6/7/00 vs. S.F.)
SB — 2 (9x, last 6/29/03 vs. LAD)
Hitting Streak — 21 games (5/28-6/22/05)

JOSH FIELDS

27



PLAYERS

Given Name: Joshua Dean Fields

Position: Third Baseman

Bats: Right

Throws: Right

Height: 6-1

Weight: 215

Opening Day Age: 24

Born: December 14, 1982, Ada, Okla.

Resides: Grand Prairie, Texas

First Pro Contract: White Sox.

Sox Acquisition: Selected in the first round (18th overall), June 2004
First-Year Player Draft.

Major League Service: 22 days.

Contract Status: Signed through 2007.

■ **2006:** Enters the 2007 season ranked by *Baseball America* as the No. 2 Prospect and Best Power Hitter in the White Sox organization ... was named to *Baseball America's* Minor League All-Star Second Team and also tabbed as the No. 6 Prospect in the International League following the season ... spent the majority of the season at Class AAA Charlotte, but also appeared in 11 games (five starts) with the White Sox ... his contract was purchased from the Knights on 9/10 ... hit .150 (3-20) with two doubles, one home run and two RBI with the Sox ... made six appearances (four starts) at third base and one in left field ... made his major-league debut as a defensive replacement in left field on 9/13 at the Angels ... became the third player in White Sox history to homer in his first major-league at-bat on 9/18 vs. Detroit, hitting a pinch solo shot off Jamie Walker ... joined Carlos Lee (5/7/99 at Oakland) and Miguel Olivo (9/15/02 at New York) as only players in Sox history to accomplish the feat ... was hitless in his next 11 at-bats following his home run ... made his first start at third base on 9/22 vs. Seattle ... batted cleanup for the first time on 9/30 at Minnesota, going 1-4 with a double, walk and a run scored ... was named the IL Rookie of the Year after hitting .305 (141-462) with 32 doubles, 19 home runs, 70 RBI and 85 runs scored in 124 games with Charlotte ... led the IL in runs scored and ranked among the leaders in slugging percentage (3rd, .515), average (4th), hits (4th) and extra-base hits (5th, 55) ... his .305 average was .042 higher than his career mark of .263 entering the season ... established career highs in batting average, doubles, home runs, runs scored and stolen bases (28) ... led all White Sox farmhands in runs scored and total bases (238) and ranked among the organizational leaders in average (2nd), hits (2nd), home runs (2nd), slugging percentage (2nd), doubles (T2nd), walks (4th), RBI (T4th), stolen bases (6th) and on-base percentage (8th) ... was named to the IL mid and postseason All-Star Teams and participated in Major League Baseball's All-Star Futures Game at PNC Park in Pittsburgh ... fell one home run shy of becoming the first Knights player since 1997 to record 20 home runs and 20 stolen bases ... committed 16 errors in 117 games at third base ... tallied 42 multihit efforts and two multihomer games ... homered in four consecutive games from 5/11-14 ... went 5-5 with a double, two home runs, three RBI and four runs scored on 5/14 at Louisville ... posted a 15-game home hitting streak from 5/26-7/6, going 26-57 (.456) ... played in 10 games for LaGuaira in the Venezuelan Winter League, hitting .214 (9-42) ... was ranked by *Baseball America* as the No. 4 Prospect and Best Power Hitter in the Sox organization entering the season.

Baseball America's Best Tools Survey

Best Hitter For Average	Ryan Sweeney
Best Power Hitter	Josh Fields
Best Strike Zone Discipline	Ricardo Nanita
Fastest Baserunner	Paulo Orlando
Best Athlete	Jerry Owens
Best Fastball	Adam Russell
Best Curveball	Lance Broadway
Best Slider	Kanekoa Texeira
Best Changeup	Kyle McCullough
Best Control	Heath Phillips
Best Defensive Catcher	Chris Stewart
Best Defensive Infielder	Robert Valido
Best Infield Arm	Andy Gonzalez
Best Defensive Outfielder	Ryan Sweeney
Best Outfield Arm	Christian Marrero

White Sox organization preseason 2007

MINOR LEAGUE HIGHLIGHTS

■ **2005:** Batted .252 (120-477) with 27 doubles, 16 home runs and 79 RBI in his first season at Class AA Birmingham ... ranked second in the Southern League in strikeouts (142), third in RBI and fifth in games played (134) ... finished sixth in the Sox farm system in RBI ... compiled a .933 (24 E/366 TC) fielding percentage in 133 games at third base ... stole seven bases after going without an attempt in his first professional season (2004) ... matched his season high with four hits on 4/23 at Montgomery ... drove in five runs on 4/27 at Tennessee ... homered in three straight games from 6/4-6 with nine RBI ... hit a grand slam on 7/3 vs. Montgomery ... was named the SL Hitter of the Week for 6/27-7/3 ... produced a 21-game home hitting streak from 6/30-8/17 (.394) ... went 31-93 (.333) with 19 RBI in July ... hit safely in a season-high 14 straight games from 8/6-21 (.327, 17-52), tied for the eighth-longest streak in the SL ... hit .444 (4-9) in three SL playoff games ... hit .256 (23-90) with five home runs and 16 RBI with Peoria of the Arizona Fall League ... was rated by *Baseball America* entering the season as the No. 4 Prospect and Best Power Hitter in the White Sox organization.

■ **2004:** Made his professional debut at Class A Winston Salem ... was named the No. 12 prospect in the Carolina League by *Baseball America* ... among the Sox 2004 draft class, was cited by the same publication as having the

Best Pro Debut (along with Ray Liotta) and being the Best Athlete (also Wes Whisler), Pure Hitter and Closest to the Majors (also Gio Gonzalez) ... recorded 23 multihit efforts and tied for the team lead with four triples despite playing in just 66 games ... posted a .544 slugging percentage and collected 21 RBI in 24 games during August ... was hitting .208 after going 0-4 on 7/11, but rebounded to hit .315 (58-184) with nine doubles, four triples, four home runs and 30 RBI over his final 47 games to raise his final average to .285 ... recorded six straight multihit games from 8/11-17 ... collected season-high four RBI on 8/11 at Wilmington ... was recommended/signed by Nathan Durst and Alex Slattery.

MISCELLANEOUS/PERSONAL

■ Married Ashleigh in December 2006 ... attended Oklahoma State University in his native Stillwater ... was named First-Team All-American by *Baseball America* prior to the 2004 season and was rated by the same publication as the draft's Second-Best Collegiate Athlete and Third-Best Power Hitter among college players ... hit .364 (211-579) with 25 home runs and 132 RBI in three seasons with the Cowboys ... batted .362 (88-243) with 21 doubles, 10 home runs, 47 RBI and 54 runs scored in 62 games as a junior ... also earned three letters as quarterback of Oklahoma State's football team ... passed for 2,494 yards and 21 touchdowns in leading the Cowboys to a 9-4 mark in 2003 ... owns the school record for most career touchdown passes (55) ... collected 2,494 yards and 21 touchdowns as a junior in 2003 and 3,145 yards and 31 touchdowns against just 10 interceptions as a sophomore in 2002 ... recorded five games with 300 yards or more, including two bowl games ... set a Cotton Bowl record with 307 passing yards vs. Mississippi on 1/2/04 ... tied a Big 12 record (since broken) with seven touchdown passes (all to Rashaun Woods) in a 52-6 win at SMU on 9/20/03 ... Woods set an NCAA record with his seven touchdown receptions ... over the final three regular-season games in 2002, threw for 954 yards and 14 touchdowns without an interception ... included in that run was a 357-yard, four-touchdown performance (no interceptions) in the Cowboys 38-28 upset of No. 3 Oklahoma in 2002.


YEAR	CLUB	AVG	G	AB	R	H	TB	2B	3B	HR	RBI	SH	SF	HB	BB	SO	SB	CS	E
2004	Winston-Salem	.285	66	256	36	73	114	12	4	7	39	0	3	2	18	74	0	0	12
2005	Birmingham	.252	134	477	76	120	195	27	0	16	79	9	6	13	55	142	7	6	25
2006	Charlotte	.305	124	462	85	141	238	32	4	19	70	4	3	3	54	136	28	5	16
	WHITE SOX	.150	11	20	4	3	8	2	0	1	2	0	0	0	5	8	0	0	0
MINOR TOTALS		.279	324	1195	197	334	547	71	8	42	188	13	12	18	127	352	35	11	53
A.L. TOTALS		.150	11	20	4	3	8	2	0	1	2	0	0	0	5	8	0	0	0
M.L. TOTALS		.150	11	20	4	3	8	2	0	1	2	0	0	0	5	8	0	0	0

— Selected by the White Sox in the first round (18th overall) in the First-Year Player Draft (6/04).



GAVIN FLOYD

34



PLAYERS

Given Name: Gavin Christopher Floyd

Position: Pitcher

Bats: Right

Throws: Right

Height: 6-4

Weight: 225

Opening Day Age: 24

Born: January 27, 1983, Annapolis, Md.

Resides: Palm Harbor, Fla.

First Pro Contract: Philadelphia Phillies, selected in the first round (fourth overall), June 2001 First-Year Player Draft.

Sox Acquisition: Obtained from the Philadelphia Phillies with a player to be named later (Gio Gonzalez) in exchange for pitcher Freddy Garcia, December 6, 2006.

Major League Service: 143 days.

Contract Status: Signed through 2007.

■ **2006:** Split the season between Philadelphia and Class AAA Scranton-Wilkes Barre, going 4-3 with a 7.29 ERA (44 ER/54.1 IP) in 11 starts with the Phillies and 7-4 with a 4.23 ERA (54 ER/115.0 IP) in 17 starts with the Red Barons ... began the season with Philadelphia ... made three quality starts ... issued at least one walk in 10 of his 11 starts ... allowed 14 home runs ... opponents hit .315 (70-222) ... the Phillies went 5-6 in his starts, including a 5-2 mark in his first seven ... won three consecutive starts from 4/30-5/11, posting a 2.04 ERA (4 ER/17.2 IP) ... tossed his first career shutout in a rain-shortened game on 5/11 vs. the Mets (5.0 IP) ... recorded an 11.09 ERA (23 ER/18.2 IP) in his final four starts with Philadelphia before being optioned to Scranton-Wilkes Barre on 6/2 ... threw at least 6.0 IP in 15 of his 17 starts with the Red Barons, including 11 straight from 6/28-8/19 ... was 4-1 with a 2.26 ERA (14 ER/55.2 IP) at home ... registered a complete game on 6/6 at Louisville (1 ER/9.0 IP) ... went 1-23 (.043) with 12 strikeouts at the plate ... was 0-1 with a 5.59 ERA (12 ER/19.1 IP) in six starts with Peoria of the Arizona Fall League ... was traded to the White Sox on 12/16 with pitcher Gio Gonzalez in exchange for pitcher Freddy Garcia ... acquisition was recommended by Gary Pellant, Daraka Shaheed and John Tumminia.

FLOYD'S 2006 START-BY-START

Date	Opp	W/L	IP	H	R	ER	BB	SO	#P	Exit	ERA
4/7	vs. LAD	L	2.2	6	5	3	4	2	72	0-5	10.13
4/13	at Atl.	W	6.0	5	3	3	2	4	95	7-3	6.23
4/19	vs. Was.	ND	6.0	9	6	5	1	3	98	3-4	6.75
4/25	vs. Col.	L	3.1	6	7	6	2	5	79	1-5	8.50
4/30	at Pit.	W	6.2	6	1	1	5	3	103	5-1	6.57
5/5	vs. S.F.	W	6.0	9	3	3	3	2	91	7-3	6.16
5/11	vs. NYM	W	5.0	2	0	0	4	2	96	CG	5.30
5/17	at Mil.	ND	5.1	4	5	5	2	1	81	4-3	5.71
5/23	at NYM	ND	5.0	7	5	5	3	5	101	6-4	6.07
5/27	vs. Mil.	ND	4.1	9	6	6	2	4	86	2-6	6.62
6/1	at LAD	L	4.0	7	7	7	4	3	95	0-7	7.29

MAJOR LEAGUE HIGHLIGHTS

■ **2005:** Was named the No. 2 Prospect in the Philadelphia organization by *Baseball America* prior to the season ... went 1-2 with a 10.04 ERA (29 ER/26.0 IP) in seven games (four starts) with the Phillies ... made his first Opening Day roster ... was 1-2 with a 6.75 ERA (16 ER/21.1 IP) as a starter and 0-0 with a 25.07 ERA (13 ER/4.2 IP) in relief ... earned the win in his season debut on 4/9 at St. Louis (1 ER/7.0 IP), retiring 19 batters in a row in one stretch ... also collected his first major-league hit, a single off Jeff Suppan ... gave up eight runs in back-to-back outings on 4/15 vs. Atlanta (3.1 IP) and 4/19 vs. the Mets (3.0 IP) ... was optioned to Class AAA Scranton-Wilkes Barre on 4/24 ... was recalled on 9/2 ... struck out a career-high six batters on 9/4 at Washington (6.0 IP) and 9/13 vs. Atlanta (5.0 IP) ... was 1-9 (.111) at the plate.

■ **2004:** Appeared in six games (four starts) with Philadelphia, going 2-0 with a 3.49 ERA (11 ER/28.1 IP) and 24 strikeouts ... was rated by *Baseball America* as the No. 2 Prospect in the Phillies farm system prior to the season ... was a non-roster invitee to spring training ... his contract was purchased by Philadelphia on 9/3 ... won his major-league debut on 9/3 vs. the Mets (1 ER/7.0 IP) ... Phillies went 5-1 in games he pitched ... was hitless in 10 at-bats.

MINOR LEAGUE HIGHLIGHTS

■ **2005:** Was 6-9 with a 6.16 ERA (94 ER/137.1 IP) in 24 games (23 starts) with Class AAA Scranton-Wilkes Barre ... ranked second on the Red Barons staff in starts, IP and strikeouts (97) ... tossed a season-high 8.0 scoreless IP on 7/31 vs. Rochester.

■ **2004:** Combined to go 7-9 with a 3.07 ERA (51 ER/149.2 IP) in 25 starts between Class AA Reading and Scranton-Wilkes Barre ... began the season at Reading ... went 6-6 with a 2.57 ERA (34 ER/119.0 IP) and two complete games in 20 starts with the Phillies ... led the Eastern League in ERA and opponents average (.216) ... was named to the EL mid-season All-Star Team ... also was named by *Baseball America* the Best Pitching Prospect and as possessing the Best Breaking Ball in the EL ... did not allow a run in his first four starts (17.0 IP) ... was named the Phillies Minor League Pitcher of the Week twice (4/8-18 and 5/17-23) and Pitcher of the Month for April (2-0, 0.00 ERA) ... participated in the MLB All-Star Futures Game at Minute Maid Field on 7/12 ... was promoted to the Red Barons on 7/31 and went 1-3 with a 4.99 ERA (17 ER/30.2 IP) in five starts.

■ **2003:** Was named the No. 1 Prospect in the Philadelphia organization prior to the season ... spent the entire campaign at Class A Clearwater, going 7-8 with a 3.00 ERA (46 ER/138.0 IP) in 24 games (20 starts) ... was named a Florida State League All-Star ... allowed one earned run or less in 11 starts ... was selected as the Phillies Minor League Player of the Week on 4/28-5/4, allowing one unearned run in 15.0 IP with 16 strikeouts ... tossed a four-hit shutout on 6/10 vs. Dunedin ... pitched in MLB's All-Star Futures Game at U.S. Cellular Field on 7/13 (0 ER/1.0 IP) ... was winless in his last eight starts (0-3).

■ **2002:** Went 11-10 with a 2.77 ERA (51 ER/166.0 IP) and three complete games in 27 starts in his first professional season with Class A Lakewood ... was rated by *Baseball America* as the No. 1 Prospect in the South Atlantic League following the season ... ranked four in the SAL in IP and 10th in ERA ... was twice named Phillies Minor League Pitcher of the Week (4/9-5/5 and 7/22-28) ... recorded his first win on 4/29-1 vs. Charleston, S.C. (0 ER/6.0 IP) ... tossed a no-hitter on 7/24 vs. Lexington, but lost, 1-0, on an unearned run.

MISCELLANEOUS/PERSONAL

■ Single ... is a 2001 graduate of Mount St. Joseph High School in Baltimore ... was 8-2 with a 1.11 ERA and 103 strikeouts in 10 games as a senior ... was ranked by *Baseball America* as the Second-Closest to the Majors and having the Best Breaking Ball among high school athletes ... brother, Michael, was selected by St. Louis in the 22nd round of the 2001 draft.

YEAR	CLUB	W-L	PCT	ERA	G	GS	CG	SHO	SV	IP	H	R	ER	HR	HB	BB-I	SO	WP	BK
2002	Lakewood	11-10	.524	2.77	27	27	3	0	0	166.0	119	59	51	13	8	64-0	140	14	0
2003	Clearwater	7-8	.467	3.00	24	20	1	1	0	138.0	128	61	46	9	7	45-0	115	6	0
2004	Reading	6-6	.500	*2.57	20	20	2	1	0	119.0	93	39	34	5	9	46-1	94	1	2
	Scranton-WB	1-3	.250	4.99	5	5	0	0	0	30.2	39	20	17	4	3	9-0	18	3	0
	PHILADELPHIA	2-0	1.000	3.49	6	4	0	0	0	28.1	25	11	11	1	5	16-0	24	1	1
2005	PHILADELPHIA	1-2	.333	10.04	7	4	0	0	0	26.0	30	31	29	5	3	16-2	17	2	0
	Scranton-WB	6-9	.400	6.16	24	23	0	0	0	137.1	155	103	94	11	19	66-0	97	10	0
2006	PHILADELPHIA	4-3	.571	7.29	11	11	1	1	0	54.1	70	48	44	14	3	32-3	34	2	0
	Scranton-WB	7-4	.636	4.23	17	17	2	0	0	115.0	117	57	54	9	9	38-0	85	7	1
MINOR TOTALS		38-40	.487	3.77	117	112	8	2	0	706.0	651	339	296	51	55	268-1	549	41	3
N.L. TOTALS		7-5	.583	6.96	24	19	1	1	0	108.2	125	90	84	20	11	64-5	75	5	1
M.L. TOTALS		7-5	.583	6.96	24	19	1	1	0	108.2	125	90	84	20	11	64-5	75	5	1

* Led League

— Selected by Philadelphia in the first round (fourth overall) of the First-Year Player Draft (6/01).

— Traded by Philadelphia with a player to be named later to the White Sox in exchange for pitcher Freddy Garcia (12/6/06); White Sox acquired pitcher Gio Gonzalez to complete the deal (12/7/06).

FLOYD'S STATISTICAL BREAKDOWN

	2006						CAREER					
	ERA	W-L	SV	IP	ER	SO	ERA	W-L	SV	IP	ER	SO
Atlanta	4.50	1-0	0	6.0	3	4	9.95	1-1	0	19.0	21	13
Cincinnati	—	—	—	—	—	—	4.50	0-0	0	6.0	3	5
Colorado	16.20	0-1	0	3.1	6	5	16.20	0-1	0	3.1	6	5
Florida	—	—	—	—	—	—	6.75	0-0	0	5.1	4	6
Los Angeles-NL	13.50	0-2	0	6.2	10	5	13.50	0-2	0	6.2	10	5
Milwaukee	10.24	0-0	0	9.2	11	5	10.24	0-0	0	9.2	11	5
New York-NL	4.50	1-0	0	10.0	5	7	6.30	2-0	0	20.0	14	13
Pittsburgh	1.35	1-0	0	6.2	1	3	1.35	1-0	0	6.2	1	3
St. Louis	—	—	—	—	—	—	1.29	1-0	0	7.0	1	2
San Francisco	4.50	1-0	0	6.0	3	2	4.50	1-0	0	6.0	3	2
Washington	7.50	0-0	0	6.0	5	3	4.74	1-1	0	19.0	10	16
Home	7.57	2-2	0	27.1	23	18	8.32	4-3	0	53.0	49	39
Road	7.00	2-1	0	27.0	21	16	5.66	3-2	0	55.2	35	36
Day	1.35	1-0	0	6.2	1	3	2.38	3-1	0	22.2	6	14
Night	8.12	3-3	0	47.2	43	31	8.16	4-4	0	86.0	78	61
Grass	7.29	4-3	0	54.1	44	34	7.14	7-5	0	104.2	83	71
Turf	—	—	—	—	—	—	2.25	0-0	0	4.0	1	4
Pre-ASG	7.29	4-3	0	54.1	44	34	8.69	5-4	0	68.1	66	38
Post ASG	—	—	—	—	—	—	4.02	2-1	0	40.1	18	37
March/April	6.57	2-2	0	24.2	18	17	9.31	3-3	0	38.2	40	21
May	6.66	2-0	0	25.2	19	14	6.66	2-0	0	25.2	19	14
June	15.75	0-1	0	4.0	7	3	15.75	0-1	0	4.0	7	3
Sept./Oct.	—	—	—	—	—	—	4.02	2-1	0	40.1	18	37
Starter	7.29	4-3	0	54.1	44	34	6.40	6-5	0	97.0	69	66
Reliever	—	—	—	—	—	—	11.57	1-0	0	11.2	15	9

FLOYD'S CAREER BY PARK

Park	ERA	W-L	IP	ER	SO
Turner	7.59	1-0	10.2	9	6
Great American	4.50	0-0	6.0	3	5
Dolphins	0.00	0-0	1.0	0	1
Dodger	15.75	0-1	4.0	7	3
Miller	8.44	0-0	5.1	5	1
Olympic	2.25	0-0	4.0	1	4
Shea	9.00	0-0	5.0	5	5
Citizens Bank	8.32	4-3	53.0	49	39
PNC	1.35	1-0	6.2	1	3
old Busch	1.29	1-0	7.0	1	2
RFK	4.50	0-1	6.0	3	6

Floyd's Game Bests

SO — 6 (twice, last 6/13/05 vs. Atl., 5.0 IP)
BB — 0 (4/9/05 at St. L., 7.0 IP)
Low Hits — 1 (5/11/06 vs. NYM, 5.0 IP)
IP — 7.0 (twice, last 4/9/05 at St. L.)
CG — 1 (5/11/06 vs. NYM, 5.0 IP)
Shutouts — 1 (5/11/06 vs. NYN., 5.0 IP)
Win Streak — 3 games (twice, last 4/30-5/11/06)

Floyd's Career Fielding — P

Year, Club	Pct.	G	PO	A	E	TC	DP
2004, Phi.	1.000	6	1	3	0	4	0
2005, Phi.	1.000	7	3	2	0	5	0
2006, Phi.	.909	11	4	6	1	11	0
Totals	.950	24	8	11	1	20	0

JON GARLAND

20

Given Name: Jon Steven Garland

Position: Pitcher

Bats: Right

Throws: Right

Height: 6-6

Weight: 215

Opening Day Age: 27

Born: September 27, 1979, Valencia, Calif.


Resides: Granada Hills, Calif.

First Pro Contract: Chicago Cubs, selected in the first round (10th overall), June 1997 free agent draft.

Sox Acquisition: Obtained from the Chicago Cubs in exchange for Matt Karchner, July 29, 1998.

Major League Service: Six years, 71 days.

Contract Status: Signed through 2008 (agreed to terms on a three-year contract on December 28, 2005.)




PLAYERS

■ **2006:** Matched his career high in victories, going 18-7 with a 4.51 ERA (106 ER/211.1 IP) in 33 games (32 starts) ... became the first White Sox pitcher to win at least 18 games in consecutive campaigns (also 18 in 2005) since Jack McDowell won 20 in 1992 and 22 in 1993 ... was a part of the first Sox starting rotation since 1983 to feature five 10-game winners (LaMarr Hoyt, Rich Dotson, Floyd Bannister, Jerry Koosman and Britt Burns) ... reached the 200.0 IP-mark for the third straight season and recorded 10 wins and 30 starts for his fifth consecutive year ... ranked among the American League leaders in wins (3rd), winning percentage (5th, .720), fewest walks per 9.0 IP (5th, 1.7) and IP (T10th) ... fell three strikeouts shy of tying his season best (115 in 2005) ... his 4.51 ERA was up 1.01 from his 2005 total (3.50) ... allowed a career-high 247 hits, tied with teammate Mark Buehrle most in the AL, but issued a career-low 41 walks (1.75 per 9.0 IP) ... was 8-3 with a 5.37 ERA (65 ER/109.0 IP) in the first half and 10-4 with a 3.61 ERA (41 ER/102.1 IP) after the All-Star Break ... the 10 victories in the second half were tied for the most in baseball ... entered the season with a 4.55 lifetime ERA in the second half ... was 14-4 with a 3.49 ERA (52 ER/134.0 IP) over his last 20 starts ... won a season-high eight straight games from 5/13-8/9, going 8-0 with a 3.26 ERA (21 ER/58.0 IP) ... the streak was the fourth-longest in the AL in 2006 ... Sox went 21-11 in his starts ... made 17 quality starts ... lasted at least 6.0 IP on 24 occasions and at least 7.0 IP 15 times ... received 6.39 runs of support per 9.0 IP, the ninth-highest average in the AL ... helped turn 10 double plays, tied with Montreal's Livan Hernandez (2004) and Javier Vazquez (2001) and Detroit's Dan Petry (1983) for the second-most by a major-league pitcher in one season since 1980 behind only San Francisco's Kirk Reuter (11 in 2001) ... led the majors with 12 road wins ... was 6-3 at home but his 3.97 ERA was nearly a run lower than on the road ... went 8-0 during the day, the best winning percentage in baseball ... induced 23 double play ground balls, tied for seventh in the AL ... opponents were successful on just 6 of 13 stolen-base attempts ... posted a 2.82 ERA when starting on four days rest and a 6.88 ERA (66 ER/86.1 IP) otherwise ... opponents hit .294 (247-840), up from .255 in 2005 ... limited No. 4 hitters in the lineup to a .196 (19-97) average, third-lowest in the AL ... allowed a .344 (45-131) average in the first inning ... except for September when he was 2-3, did not lose more than once in any month ... was 4-0 with a 2.89 ERA in July and 5-1 with a 2.89 ERA in August ... five wins were a career monthly best ... was 3-0 with a 3.43 ERA (8 ER/21.0 IP) and one complete game at Detroit's Comerica Park ... lost his season debut on 4/7 at Kansas City (9 ER/5.1 IP) ... did not surrender a home run in eight consecutive games (seven starts) from 6/13-7/29 (52.0 IP) ... defeated Cincinnati on 6/18 at Great American Ballpark, allowing one run on four hits over 8.0 IP ... carried a two-hit shutout into the ninth inning before giving up back-to-back singles leading off the frame ... also hit a two-run home run in that start off Estaban Yan, becoming the first Sox pitcher to homer since Steve Kealey on 9/6/71 vs. Minnesota ... allowed one run or less in five of six starts from 8/14-9/5 (1.44 ERA) ... his relief appearance on 7/8 vs. Boston was his first since 9/7/04 at Texas ... recorded his fifth career shutout (third vs. Detroit) and sixth complete game on 8/24 at Detroit ... his 10-game road winning streak, dating to 2005, ended on 9/15 at Cleveland ... allowed 12 runs (eight earned) on 9/25 at Cleveland, becoming the first pitcher with a winning record to give up 12 runs in a start since the Yankees Red Ruffing (20-4) on 9/2/39 at Boston (also 12) ... came within two outs of his sixth career shutout in his final start on 9/30 at Minnesota before allowing a three-run homer to Michael Cuddyer in the ninth inning ... turned 27 on 9/27.

MLB Win Leaders 2005-06

Pitcher	2005	2006	Total
Chris Carpenter	21-5	15-8	36-13
Jon Garland	18-10	18-7	36-17
Roy Oswalt	20-12	15-8	35-20
Johan Santana	16-7	19-6	35-13
Randy Johnson	17-8	17-11	34-19
Dontrelle Willis	22-10	12-12	34-22



Garland Among AL Leaders In 2005-06

Category	No.	Rank
Wins	36	1st
Shutouts	4	1st
Winning Pct.	.679	4th
Innings Pitched	432.1	6th
Complete Games	4	T6th
Quality Starts	39	T7th
Opponents GDP	47	8th
Games Started	64	T10th
Walks/9.0 IP	1.83	11th

MAJOR LEAGUE HIGHLIGHTS

■ **Career:** His 36 victories since the start of the 2005 season are tied with St. Louis' Chris Carpenter for the most in the major leagues ... has gone 72-53 with a 4.39 ERA (504 ER/1,033.2 IP) in 164 games (162 starts) since 2002 ... ranks fourth among American League pitchers during that span in IP, tied for fourth in starts and tied for seventh in wins ... has struck out between 108 and 115 batters in each of the last five seasons ... his home run on 6/18/06 at Cincinnati (off Esteban Yan) was the first by a White Sox pitcher since Steve Kealey on 9/6/71 vs. Minnesota ... has made one All-Star Game appearance (2005) and was named AL Pitcher of the Month for April 2005 ... won his first eight starts of 2005, the first Sox pitcher to accomplish the feat since John Whitehead in 1935.

■ **2005:** Established career highs in wins (18), IP (221.0), ERA (3.50), strikeouts (115), complete games (three) and shutouts (three) ... recorded double-figure wins and 30 starts for his fourth consecutive season ... received one third-place vote in the AL Cy Young Award balloting ... was named to his first career AL All-Star Team after going 13-4 with a 3.38 ERA (45 ER/120.0 IP) in the first half ... threw 1.0 scoreless IP in the Midsummer Classic, walking two batters ... ranked among the AL leaders in shutouts (1st), wins (T2nd), quality starts (T2nd, 22), complete games (T4th), IP (8th), ERA (9th) and walks per 9.0 IP (10th, 1.91) ... went 10-6 with a 3.56 ERA at home and 8-4 with a 3.44 ERA on the road ... limited opponents to a .255 (212-830) average, including a .242 (93-384) mark vs. right-handers ... went 8-1 with a 1.94 ERA (21 ER/97.1 IP) in 12 starts vs. the AL Central ... went 10-10 with a 3.91 ERA (70 ER/161.0 IP) in his final 24 starts after starting the season 8-0 ... was the first White Sox pitcher since James Baldwin (2000) to open the season 7-0 and Wilson Alvarez (1994) to start 8-0 ... also became the first Sox pitcher to open the season by winning eight straight starts since John Whitehead (1935) and one of eight in the major leagues since 1969 to accomplish the feat (last, Montreal's Pedro Martinez in 1997) ... others since 1969 to accomplish the feat are Oakland's Dave Stewart (1988), San Diego's Andy Hawkins (1985), the Dodgers' Fernando Valenzuela (1981) and Boston's Roger Moret (1973) ... also won 10 straight starts dating from 9/26/04-5/17/05, tied for the fifth-longest streak by a White Sox pitcher since 1970 and the longest since Richard Dotson also won 10 in a row from 8/19-10/2/83 ... was the fourth pitcher since 1998 to win 10 or more consecutive starts, joining Johan Santana (12, 7/27-9/24/04), Roger Clemens (11, 9/11/03-5/11/04) and Roy Halladay (11, 5/1-6/22/03), and the first Sox pitcher to accomplish the feat since LaMar Hoyt won 11 in a row from 8/22/83-4/10/84 ... was named AL Pitcher of the Month for April, going 4-0 with a 1.80 ERA (6 ER/30.0 IP) ... compiled a career-high scoreless streak of 23.0 IP from 4/20-5/7, the longest by a Sox starter since Buehrle went 24.2 in 2001 ... his streak of 21 straight games (dating to last season) with a decision ended on 7/27 at Kansas City ... it was the longest streak by a Sox pitcher since Jack McDowell went 28 straight games with a decision from 10/4/92-8/22/93 ... was the first Sox pitcher since Jack McDowell (1993) to win 13 games before the All-Star Break ... Sox went 20-12 in his starts ... with his win on 7/22 vs. Boston, became only the third Sox starting pitcher to earn his 15th win in 19 starts or less ... became one of four Sox pitchers in club history to record 10 or more wins in his first 12 starts with his victory on 6/10 at San Diego, joining Billy Pierce (10-2 in 1957), Ted Lyons (10-2 in 1927 and 1935) and Ed Cicotte (12-0 in 1919) ... threw consecutive shutouts on 4/25 at Oakland and 5/1 vs. Detroit, the first Sox pitcher to accomplish that feat since McDowell on 9/13-18/91 ... it also marked the first time a pitcher tossed consecutive shutouts with less than five hits allowed since Roger Clemens in 1998 ... tossed his third four-hit shutout on 9/4 vs. Detroit ... received just 3.74 runs of support in the second half (6.60 in the first half) ... 19 of his 26 home runs allowed were hit by lefties, second-most in the AL.

■ **2004:** Established then-career highs with 113 strikeouts and 217.0 IP while posting his first winning season with the White Sox ... also matched his career high with 12 wins and 33 starts ... recorded 10 wins and 30 starts for the third consecutive season ... made 16 quality starts and averaged 6.6 IP per start ... lasted at least 7.0 IP on 19 occasions and at least 6.0 IP 30 times, second in the AL behind teammate Mark Buehrle (33) ... opponents batted .269 ... was 5-2 with a 3.79 ERA in his first 11 starts and 7-9 with a 5.37 ERA in his final 22 ... ranked among the AL leaders in earned runs allowed (2nd, 118), home runs allowed (4th, 34), IP (T6th, 217.0), pitches per start (9th, 102.85) and walks (T10th, 76) ... allowed three or more earned runs in an inning 13 times ... induced 21 double plays, one more than his 2003 output ... recorded a 6.82 ERA (24 ER/31.2 IP) in June, the sixth-highest mark in the major leagues ... earned first career victory vs. New York on 4/9 at Yankee Stadium, allowing one unearned run over 8.0

Innings Eaters

White Sox starting pitchers have led the the major leagues in IP in each of the last two seasons, throwing 1,042.0 in 2006 and 1,074.0 in 2005. Freddy Garcia (216.2), Jon Garland (211.1), Mark Buehrle (204.0) and Javier Vazquez (202.2) all threw 200-plus IP in 2006, the second straight season the Sox have featured four starters with 200 or more but just the 13th in franchise history and third since 1928 (also 1984 and 2005). Jose Contreras (196.0) fell 4.0 IP of joining that group. In addition, the Sox and New York Mets were the only teams in baseball to have five different pitchers throw a complete game. The White Sox were the only team in the major leagues in 2005 to feature four pitchers with 200.0-plus IP.

GARLAND'S 2006 START-BY-START

Date	Opp	WL	IP	H	R	ER	BB	SO	#P	Exit	ERA	
4/7	at K.C.	L	5.1	10	9	9	2	6	101	7-9	15.19	
4/13	at Det.	W	5.0	13	7	7	1	2	104	10-7	13.94	
4/18	vs. K.C.	W	6.1	6	1	1	0	3	86	3-1	9.18	
4/24	at Sea.	ND	8.0	8	3	3	1	4	110	3-2	7.30	
4/30	at LAA	ND	7.0	5	5	5	2	2	109	5-5	7.11	
5/5	vs. K.C.	ND	7.0	7	1	1	2	1	111	1-1	6.05	
5/12	at Min.	L	5.1	11	7	7	2	2	103	0-7	6.75	
5/17	at T.B.	W	7.0	6	2	2	0	5	84	5-2	6.18	
5/22	vs. Oak.	ND	6.1	10	4	4	2	5	110	1-4	6.12	
5/28	at Tor.	W	6.0	7	5	5	2	4	98	6-4	6.25	
6/2	vs. Tex.	ND	6.2	5	3	3	2	4	116	3-3	6.04	
6/8	vs. Det.	L	7.0	9	6	6	1	7	124	2-6	6.19	
6/13	at Tex.	W	5.1	5	2	2	1	0	91	5-2	6.01	
6/18	at Cin.	W	8.0	4	1	1	1	4	111	8-1	5.58	
6/24	vs. Hou.	ND	5.0	8	5	5	2	106	5-1	5.76		
6/30	at Cubs	W	6.0	7	2	2	1	4	111	4-2	5.60	
7/5	vs. Bal.	W	7.1	6	1	1	0	1	92	4-1	5.30	
7/8	vs. Bos.*	ND	0.1	3	1	1	0	0	18	5-8	5.37	
7/18	at Det.	W	7.0	6	1	1	1	5	100	7-1	5.12	
7/23	vs. Tex.	W	8.1	6	0	0	1	3	107	5-0	4.78	
7/29	at Bal.	W	5.0	11	6	6	2	3	97	11-4	5.01	
8/4	at Tor.	W	6.0	8	3	3	0	2	114	5-3	4.99	
8/9	vs. NYY	L	6.0	10	6	6	1	5	108	5-0	5.16	
8/14	vs. KC	W	7.0	7	1	1	1	5	93	12-1	4.98	
8/19	at Min.	W	7.2	5	1	1	0	1	5	112	4-1	4.73
8/24	at Det.	W	9.0	6	0	0	1	2	111	10-0	4.47	
8/30	vs. T.B.	W	8.0	9	4	4	2	4	93	5-4	4.47	
9/4	at Bos.	ND	6.0	5	1	1	1	3	104	2-1	4.37	
9/9	vs. Cle.	W	6.0	5	1	1	0	6	106	10-0	4.28	
9/15	at Oak.	L	5.2	9	3	3	2	1	111	2-3	4.30	
9/20	vs. Det.	L	7.0	12	5	5	0	4	102	4-2	4.37	
9/25	at Cle.	L	5.1	12	12	8	3	5	105	1-12	4.61	
9/30	at Min.	W	8.1	6	3	2	0	4	101	6-3	4.51	

*Relief Appearance

IP ... also issued a career-high seven walks ... allowed 10 earned runs in 4.0 IP on 6/9 vs. Philadelphia ... recorded his second career complete game on 6/20 at Montreal (4 ER/8.1 IP) ... held the Expos hitless until Jose Vidro's two-out double in the sixth inning but took the loss after giving up a game-ending, two-run homer to Orlando Cabrera in the ninth ... lasted a career-low 2.2 IP on 8/19 vs. Detroit (2.2 IP) ... allowed four home runs on 8/29 at Cleveland ... ended the season with consecutive wins on 9/26 vs. Kansas City (1 ER/8.1 IP) and 10/1 at Kansas City (2 ER/6.0 IP) to lower ERA from 5.11 ... relief outing on 9/7 at Texas was his first since 7/25/01 at Cleveland (span of 104 starts) ... his error on 6/15 at Florida was his first since 9/28/01 at Kansas City, a span of 78 games and 101 total chances ... went 1-4 at the plate, collecting his first career hit on 6/20 at Montreal (single off Zach Day).

■ **2003:** Matched his then career high with 12 victories ... his 2003 numbers of 12 wins, 32 starts, 4.51 ERA, 191.2 IP, 188 hits allowed, 74 walks and 108 strikeouts were nearly identical to his 2002 season of 12 wins, 33 starts, 4.58 ERA, 192.2 IP, 188 hits allowed, 83 walks and 112 strikeouts ... went 10-10 with a 3.97 ERA (69 ER/156.1 IP) over his final 25 starts ... fell 8.1 IP short of becoming the fourth White Sox pitcher to log at least 200.0 IP ... made 18 quality starts, up from 12 in 2002 ... 16 of his last 24 starts were quality ... went at least 6.0 IP in 20 of 32 starts ... allowed 8.8 hits per 9.0 IP (188 H/191.2 IP) ... ERA was between 3.60 and 4.30 each month from May-August ... never won more than two straight decisions ... left with the lead or tied in six of his seven no decisions ... finished sixth in the AL in run support, averaging 6.06 runs per 9.0 IP ... induced 0.94 double play grounders per 9.0 IP, ninth-best in the AL ... opponents grounded into 20 double plays, tied for 11th-most in the league ... also tied for 10th in the AL in losses (13) and ranked sixth in walks allowed (74) ... Sox were 15-17 in his starts ... went 8.0 scoreless IP on 5/28 at Toronto ... struck out a then career-high 10 on 8/24 vs. Texas and eight in his next start on 8/30 at Detroit ... went 8.0 IP in his final start on 9/26 at Kansas City, allowing just one run on three hits ... received his first career ejection on 4/26 vs. Minnesota after hitting a batter.

■ **2002:** Spent his first full season with the White Sox ... tied for seventh in the AL with 33 starts ... went 4-4 with a 3.16 ERA (26 ER/74.0 IP) and 53 strikeouts over his final 12 starts after going 8-8 with a 5.46 ERA (72 ER/118.2 IP) and 59 strikeouts in first 21 ... over his last 12 outings, held opponents to .219 average (59-269) ... led AL by inducing 1.49 double plays per 9.0 IP and second in double plays induced (32) ... lowered opponents average from .277 in 2001 to .258 in 2002 ... held right-handers to a .219 average, ninth in the AL ... ranked second in the league in pitches per start (94.1) ... went at least 6.0 IP in 17 of last 24 starts ... ranked third in the AL in walks allowed (83), tied for eighth in losses (12) and tied for ninth in runs allowed (109) ... Sox were 14-19 in his starts ... made his first career Opening Day roster ... lowered his ERA in each of the first three months from 6.33 in April to 3.89 in May to 3.75 in June ... retired 10 or more consecutive batters on six occasions ... posted a four-game winning streak from 4/15-5/1 ... threw 15.0 consecutive scoreless IP from 5/22-28 ... went 8.0 IP on 5/22 at Boston, allowing no runs on three hits ... retired 24 of first 25 batters before allowing consecutive singles to lead off the ninth ... Keith Foulke came on to record the final three outs and preserve three-hit shutout ... retired first 10 Red Sox before allowing a one-out double to Johnny Damon in the fourth ... rebounded to retire the next 14 hitters ... was perfect through 4.0 IP on 6/8 vs. Montreal ... retired first 10 batters on 6/19 at Philadelphia ... earned seventh win on 6/29 vs. the Cubs, establishing a career-high ... set down the final 11 batters faced on 8/5 at Tampa Bay ... recorded first career complete-game shutout on 8/28 vs. Toronto, allowing six hits with a career-high nine strikeouts.

■ **2001:** Was 4-6 with a 4.03 ERA (37 ER/82.2 IP) in 16 starts and 2-1 with a 2.88 ERA (11 ER/34.1 IP) in 19 relief outings ... compiled a 3.12 ERA (30 ER/86.2 IP) over last 24 appearances (11 starts) ... was recalled from Class AAA Charlotte on 5/2 ... made three starts from 5/2-12, going 0-2 with a 10.00 ERA (10 ER/9.0 IP) before being sent to the pen ... compiled a 2.93 ERA (15 ER/46.0 IP) over next 21 outings, including starts to end the season, going 2-3 despite a 3.34 ERA (23 ER/62.0 IP) ... allowed more than three earned runs just once in final 11 starts ... was 2-0 with a 2.08 ERA (7 ER/30.1 IP) in August ... 2.08 ERA ranked fourth in the AL ... his 3.18 road ERA would have ranked fifth in the AL but he was short of the required IP ... held batters to a .229 (27-118) average with runners in scoring position and first batters to a .176 (3-17) average ... combined to post a 1.63 ERA (5 ER/27.2 IP) vs. Cleveland, Minnesota, New York and Seattle ... threw 7.0 scoreless IP in two games (one start) against the Mariners, who set

a major-league record with 116 victories ... earned only career save on 7/17 at Milwaukee with 3.0 IP ... made spot start in place of David Wells on 5/28 vs. Toronto, allowing one run on four hits over 6.2 IP.

■ **2000:** Appeared in 15 games (13 starts) with the Sox after his contract was purchased from Class AAA Charlotte on 7/3 ... at age 21 (born 9/27/79), ended the 2000 season as the youngest pitcher in the major leagues, just ahead of St. Louis' Rick Ankiel (7/19/79) ... made major-league debut on 7/4 at Kansas City at the age of 20 years and 280 days, allowing seven runs on eight hits over 3.0 IP in a losing effort ... was the youngest pitcher in the major leagues and the ninth Sox pitcher since 1969 to make major-league debut before 21st birthday, joining Alex Fernandez (1990), Edwin Correa (1985), Rich Dotson (1979), Britt Burns (1978), Larry Monroe (1976), Rich Gossage (1972), Terry Forster (1971) and Bart Johnson (1969) ... was the seventh-youngest pitcher in that group ... was one of eight Sox rookie pitchers to earn a victory and one of seven to make major-league debut during the season ... made first relief outing on 7/8 at Wrigley Field, striking out two in 1.0 scoreless IP ... earned first major-league win on 7/17 vs. Milwaukee, allowing two runs on three hits over 7.0 IP ... won on 7/27 at Anaheim (2 ER/6.0 IP) ... posted no decision on 8/13 at Tampa Bay despite allowing two runs over 7.0 IP ... won next start on 8/18 vs. Tampa Bay (1 ER/5.2 IP) but was struck on the right elbow by a Fred McGriff line drive in the sixth inning, resulting in a bruise that caused him to miss next two scheduled starts ... was on the disabled list from 8/19-9/4 ... made one rehabilitation start on 8/30 at Class AA Birmingham, going 6.0 scoreless IP with 10 strikeouts ... earned first career hold in final outing on 9/30 vs. Kansas City, allowing one hit with four strikeouts over 3.0 scoreless IP ... did not pitch in the ALDS vs. Seattle.

Monthly Bests

Wins	5
	8/06
ERA	1.08
	4/05
SO	29
	9/05
IP	43.2
	twice, last 8/06

POSTSEASON HIGHLIGHTS

■ **2005:** Went 1-0 with a 2.25 ERA (4 ER/16.0 IP) in two starts for the World Champion White Sox ... posted a no decision in Game 3 of the World Series, allowing four runs (two earned) in 7.0 IP while departing with a 5-4 lead ... recorded a complete-game victory in his first career playoff start in Game 3 of the ALCS at Los Angeles ... pitching for the first time since 10/1 at Cleveland, held the Angels to two runs on six hits as the Sox gained a 2-1 lead in the series ... threw the first of the Sox four consecutive complete-game victories vs. the Angels, the first time the feat was accomplished in a postseason since the 1928 Yankees (Waite Hoyt – 2, George Pipgras and Tom Zachary) ... did not pitch in the ALDS vs. Boston.

MINOR LEAGUE HIGHLIGHTS

■ **2001:** At time of promotion from Class AAA Charlotte, ranked among the International League leaders in strikeouts (26), IP (33.0) and complete games (one).

■ **2000:** Named by *Baseball America* as the Best Pitching Prospect in the International League, the best 20-year-old in baseball and a Second-Team postseason All-Star ... named IL Pitcher of the Year after going 9-2 with a 2.26 ERA (26 ER/103.2 IP) in 16 starts ... ERA would have led the IL but he fell 10.1 IP short of the required 114.0 IP ... at time of promotion, led the IL in wins (nine) and ranked second in ERA (2.26) and IP (103.2) ... yielded only three home runs, an average of 0.26 per 9.0 IP ... named the IL starting pitcher for the Triple-A All-Star Game ... also was named to the U.S. team for the Future's Game as part of All-Star Weekend in Atlanta ... missed both games after being promoted to the White Sox ... was named to IL postseason All-Star Team ... led the Sox organization in ERA (2.13) and winning percentage (.818), tied for fourth in complete games (two) and tied for fifth in shutouts (one) ... named Topps Player of the Month for May after going 5-0 with a 2.58 ERA.

■ **1999:** Spent first full season in the Sox organization ... combined to go 8-8 with a 3.59 ERA (63 ER/158.0 IP) in 26 starts between Class A Winston-Salem and Class AA Birmingham ... his 3.59 ERA ranked sixth in the organization ... also ranked among the organization leaders in shutouts (T1st, 1), games started (T4th, 26), complete games (T5th, 2), IP (6th, 158.0) and strikeouts (10th, 111) ... began the season with Winston-Salem, where he tied for second in the Carolina League in shutouts (one), tied for third in complete games (two) and ranked fourth in ERA (3.33) ... cited by *Baseball America* as having the Best Breaking Pitch in the organization ... tabbed the No. 6 Prospect in the CL in a postseason poll by same publication ... compiled a 2.28 ERA (11 ER/43.1 IP) over final six starts with the Warhogs ... was promoted to Birmingham on 7/31, where at age 19 he was the youngest player in the Southern League ... allowed one earned run over 12.0 IP (0.75 ERA) in first two starts following his promotion ... was promoted to Charlotte on 9/5 and made three playoff starts for IL champions, going 1-0 with a 3.18 ERA (6 ER/17.0 IP) ... set a Triple-A World Series record with eight strikeouts in Game 3 vs. Vancouver, allowing two unearned runs on five hits over 7.2 IP.

Garland The Great

Jon Garland has recorded back-to-back 18-win seasons, the first White Sox pitcher to win at least 18 in consecutive seasons since Jack McDowell won 20 in 1992 and 22 in 1993. Garland's 18 wins in 2006 ranked third in the major leagues, trailing only Minnesota's Johan Santana and the Yankees Chien-Ming Wang (19 apiece), and his 36 combined wins in 2005-06 are tied with St. Louis' Chris Carpenter for the most in baseball. He went 14-4 with a 3.55 ERA (53 ER/134.1 IP) over his final 21 games (20 starts) of the 2006 season.

■ **1998:** Named by *Baseball America* in a postseason survey as the No. 8 Prospect in the Sox organization ... split time between Class A Rockford in the Cubs system and Class A Hickory ... went a combined 5-11 with a 5.10 ERA (76 ER/134.0 IP) ... won first start for Hickory on 8/3 at Columbia, allowing one run on two hits with 11 strikeouts over 6.0 IP ... acquisition was recommended by White Sox scout Nathan Durst.

■ **1997:** Started seven games for Rookie Mesa after being drafted by the Cubs in the first round of the June draft ... was named the No. 3 Prospect in Arizona League by *Baseball America* ... averaged 8.8 strikeouts (39 SO/40.0 IP) and 8.3 hits allowed (37 H) per 9.0 IP ... was signed by Steve Fuller (Cubs).

COMMUNITY INVOLVEMENT

■ Among his charitable activities in 2006, delivered baby blankets to a local hospital with teammate Joe Crede ... during the 2004 season, delivered baby blankets to a local hospital, signed autographs to support organ donation with Secretary of State Jesse White and greeted participants from the Pepsi Pitch, Hit and Run competition at U.S. Cellular Field ... in 2002, attended the Chicago Special Olympics Opening Ceremonies and signed autographs at the James R. Thompson Center to promote the need for organ donors.

MISCELLANEOUS/PERSONAL

■ Single ... was featured on The Golf Channel's "The Big Break All-Star Challenge" on 7/4/06 ... along with teammates Jermaine Dye, Paul Konerko and A.J. Pierzynski, opposed general manager Ken Williams, manager Ozzie Guillen and coaches Harold Baines and Tim Lincecum in a series of golf challenges filmed at Starr Pass Golf and Country Club in Tucson, Ariz. during spring training ... graduated in 1997 from John F. Kennedy High School in Granada Hills, Calif., where he was a two-time All-State Player of the Year recipient ... earned high school All-America honors ... a cousin, John Bushart, played in the Anaheim organization.

YEAR	CLUB	W-L	PCT	ERA	G	GS	CG	SHO	SV	IP	H	R	ER	HR	HB	BB-I	SO	WP	BK
1997	Mesa	3-2	.600	2.70	10	7	0	0	0	40.0	37	14	12	3	1	10-0	39	3	3
1998	Rockford	4-7	.364	5.03	19	19	1	0	0	107.1	124	69	60	11	8	45-0	70	5	1
	Hickory	1-4	.200	5.40	5	5	0	0	0	26.2	36	20	16	2	2	13-0	19	2	0
1999	Winston-Salem	5-7	.417	3.33	19	19	2	1	0	119.0	109	57	44	7	8	39-2	84	7	0
	Birmingham	3-1	.750	4.38	7	7	0	0	0	39.0	39	22	19	4	3	18-0	27	4	0
2000	Charlotte	9-2	.818	2.26	16	16	2	1	0	103.2	99	28	26	3	2	32-2	63	2	0
	Birmingham	0-0	.000	0.00	1	1	0	0	0	6.0	4	0	0	0	0	1-0	10	0	0
	WHITE SOX	4-8	.333	6.46	15	13	0	0	0	69.2	82	55	50	10	1	40-0	42	4	0
2001	Charlotte	0-3	.000	2.73	5	5	1	0	0	33.0	31	10	10	1	1	11-1	26	0	0
	WHITE SOX	6-7	.462	3.69	35	16	0	0	1	117.0	123	59	48	16	4	55-2	61	3	0
2002	WHITE SOX	12-12	.500	4.58	33	33	1	1	0	192.2	188	109	98	23	9	83-1	112	5	0
2003	WHITE SOX	12-13	.480	4.51	32	32	0	0	0	191.2	188	103	96	28	4	74-1	108	8	0
2004	WHITE SOX	12-11	.522	4.89	34	33	1	0	0	217.0	223	125	118	34	4	76-2	113	3	0
2005	WHITE SOX	18-10	.643	3.50	32	32	3	3	0	221.0	212	93	86	26	7	47-3	115	2	0
2006	WHITE SOX	18-7	.720	4.51	33	32	1	1	0	211.1	247	112	106	26	6	41-4	112	4	0
MINOR TOTALS		25-26	.490	3.55	82	79	6	2	0	474.2	479	220	187	31	25	169-5	338	23	4
A.L. TOTALS		82-68	.547	4.44	214	191	6	1	1	1220.1	1263	656	602	163	35	416-13	663	29	0
M.L. TOTALS		82-68	.547	4.44	214	191	6	1	1	1220.1	1263	656	602	163	35	416-13	663	29	0

— Selected by the Chicago Cubs in the first round (10th overall) of free-agent draft (6/97).

— Traded by the Chicago Cubs to the White Sox in exchange for Matt Karchner (7/29/98).

— On White Sox disabled list with a bruised right elbow (8/19-9/4/00); included rehab assignment to Class AA Birmingham (8/30-9/2/00).

LEAGUE CHAMPIONSHIP SERIES RECORD

YEAR	CLUB	W-L	PCT	ERA	G	GS	CG	SHO	SV	IP	H	R	ER	HR	HB	BB-I	SO	WP	BK
2005	SOX vs. LAA	1-0	1.000	2.00	1	1	1	0	0	9.0	4	2	2	1	0	1-0	7	0	0

WORLD SERIES RECORD

YEAR	CLUB	W-L	PCT	ERA	G	GS	CG	SHO	SV	IP	H	R	ER	HR	HB	BB-I	SO	WP	BK
2005	SOX vs. Hou.	0-0	.000	2.57	1	1	0	0	0	7.0	7	4	2	1	0	2-0	4	0	0

ALL-STAR GAME RECORD

YEAR	CLUB, SITE	W-L	PCT	ERA	G	GS	CG	SHO	SV	IP	H	R	ER	HR	HB	BB-I	SO	WP	BK
2005	A.L., Detroit	0-0	.000	0.00	1	0	0	0	0	1.0	0	0	0	0	0	2-0	0	1	0

GARLAND'S STATISTICAL BREAKDOWN

	2006						CAREER					
	ERA	W-L	SV	IP	ER	SO	ERA	W-L	SV	IP	ER	SO
Baltimore	5.11	2-0	0	12.1	7	4	4.85	4-2	0	39.0	21	18
Boston	2.84	0-0	0	6.1	2	3	4.76	3-3	0	45.1	24	29
Cleveland	7.15	1-1	0	11.1	9	11	5.78	7-10	0	113.2	73	65
Detroit	4.89	3-2	0	35.0	19	20	4.32	12-6	0	141.2	68	87
Kansas City	4.21	2-1	0	25.2	12	15	4.00	13-5	0	168.2	75	77
Los Angeles-AL	6.43	0-0	0	7.0	5	2	5.07	2-6	0	65.2	37	23
Minnesota	3.80	2-1	0	21.1	9	10	3.96	7-6	0	136.1	60	75
New York-AL	9.00	0-1	0	6.0	6	5	3.79	1-5	0	40.1	17	25
Oakland	5.25	0-1	0	12.0	7	6	4.84	3-6	0	57.2	31	20
Seattle	3.38	0-0	0	8.0	3	4	2.59	6-1	0	66.0	19	35
Tampa Bay	3.60	2-0	0	15.0	6	9	3.71	4-1	0	53.1	22	32
Texas	2.21	2-0	0	20.1	5	7	5.49	4-6	0	78.2	48	47
Toronto	6.00	2-0	0	12.0	8	6	4.19	8-2	0	81.2	38	54
Interleague	3.79	2-0	0	19.0	8	10	4.69	8-9	0	132.1	69	76
Arizona	--	--	--	--	--	--	11.70	1-1	0	10.0	13	6
Chicago-NL	3.00	1-0	0	6.0	2	4	4.85	3-4	0	39.0	21	25
Cincinnati	1.13	1-0	0	8.0	1	4	1.13	1-0	0	8.0	1	4
Florida	--	--	--	--	--	--	4.05	0-0	0	6.2	3	1
Houston	9.00	0-0	0	5.0	5	2	9.00	0-0	0	5.0	5	2
Milwaukee	--	--	--	--	--	--	2.53	1-0	1	10.2	3	6
Philadelphia	--	--	--	--	--	--	9.90	0-1	0	10.0	11	4
Pittsburgh	--	--	--	--	--	--	0.00	0-0	0	1.0	0	0
St. Louis	--	--	--	--	--	--	5.40	0-1	0	5.0	3	3
San Diego	--	--	--	--	--	--	1.20	1-1	0	15.0	2	8
San Francisco	--	--	--	--	--	--	2.57	1-0	0	7.0	2	7
Washington	--	--	--	--	--	--	3.00	0-1	0	15.0	5	10
Home	3.97	6-3	0	88.1	39	50	4.22	40-34	0	573.2	269	330
Road	4.90	12-4	0	123.0	67	62	4.63	42-34	1	646.2	333	333
Day	4.50	8-0	0	68.0	34	30	4.57	33-22	1	423.0	215	235
Night	4.52	10-7	0	143.1	72	82	4.37	49-46	0	797.1	387	428
Grass	4.58	13-6	0	171.0	87	91	4.59	70-63	1	1027.1	524	557
Turf	4.24	5-1	0	40.1	19	21	3.64	12-5	0	193.0	78	106
Pre-ASG	5.37	8-3	0	109.0	65	55	4.49	44-29	0	599.2	299	308
Post ASG	3.61	10-4	0	102.1	41	57	4.39	38-39	1	620.2	303	355
March/April	7.11	2-1	0	31.2	25	17	5.21	11-5	0	141.2	82	66
May	5.40	2-1	0	31.2	19	16	4.21	15-11	0	201.0	94	104
June	4.50	3-1	0	38.0	19	21	4.41	14-9	0	196.0	96	113
July	2.89	4-0	0	28.0	9	12	4.29	15-10	1	201.1	96	99
August	2.89	5-1	0	43.2	14	23	4.03	14-15	0	238.2	107	136
Sept./Oct.	4.70	2-3	0	38.1	20	23	4.73	13-18	0	241.2	127	145

GARLAND'S CAREER BY PARK

Park	ERA	W-L	IP	ER	SO
Camden Yards	15.75	1-1	8.0	14	5
Fenway	4.25	1-2	29.2	14	21
U.S. Cellular	4.22	40-34	573.2	269	330
Jacobs Field	6.03	4-5	59.2	40	33
Comerica	4.10	8-1	79.0	36	47
Kauffman	5.45	5-4	74.1	45	29
Angel	5.13	1-4	40.1	23	15
Metrodome	3.50	5-4	103.0	40	51
McAfee	4.21	2-4	36.1	17	9
Yankee	2.03	1-1	13.1	3	6
SAFECO	2.01	1-0	22.1	5	12
Tropicana	2.96	2-0	27.1	9	17
Ameriquet	7.28	2-3	38.1	31	19
Foglers Centre	4.47	5-0	48.1	24	28
Chase	15.75	0-1	4.0	7	2
Wrigley	5.50	2-2	18.0	11	14
Great American	1.13	1-0	8.0	1	4
Dolphins	4.05	0-0	6.2	3	1
Miller	2.45	0-0	3.2	1	3
Olympic	4.32	0-1	8.1	4	7
Veterans	1.50	0-0	6.0	1	3
old Busch	5.40	0-1	5.0	3	3
PETCO	1.29	1-0	7.0	1	4

Garland's Game Bests

Hits — 4 (3x, last 9/4/05 vs. Det., 9.0 IP)
SO — 10 (8/24/03 vs. Tex., 7.0 IP)
BB — 1 (4x, last 8/24/06 at Det., 9.0 IP)
IP — 9.0 (5x, last 8/24/06 at Det.)
CG — 6 career (last, 8/24/06 at Det.)
Shutouts — 5 career (last, 8/24/06 at Det.)
Win Streak — 10 games (9/21/04-5/17/05)

Garland's Fielding — P

Year	Club	Pct.	G	PO	A	E	TC	DP
2000	Sox	.857	15	2	10	2	14	0
2001	Sox	.962	35	8	17	1	26	4
2002	Sox	1.000	33	10	21	0	31	3
2003	Sox	1.000	32	16	30	0	46	1
2004	Sox	.966	34	21	35	2	58	3
2005	Sox	.979	32	12	35	1	48	1
2006	Sox	.939	33	12	34	3	49	10
Totals		.967	191	81	182	9	272	22


History Lesson

The White Sox in 2006 featured five 10-game winners on the same staff for the first time since 1990 when Greg Hibbard (14-9), Jack McDowell (14-9), Melido Perez (13-14), Eric King (12-4) and Barry Jones (11-4) accomplished the feat. All 11 of Jones' wins in 1990 came in relief. Jon Garland (18-7) led the 2006 Sox in victories, followed by Freddy Garcia (17-9), Jose Contreras (13-9), Mark Buehrle (12-13) and Javier Vazquez (11-12). It also marked the first time since 1983 that five Sox starters won 10 or more games in the same season: Cy Young Award winner LaMarr Hoyt (24-10), Rich Dotson (22-7), Floyd Bannister (16-10), Jerry Koosman (11-7) and Britt Burns (10-11).

ANDY GONZALEZ

26

Given Name: Angel Manuel Gonzalez
Position: Infielder
Bats: Right **Throws:** Right
Height: 6-2 **Weight:** 190
Opening Day Age: 25
Born: December 15, 1981, Rio Piedras, Puerto Rico
Resides: Rio Piedras, Puerto Rico
First Pro Contract: White Sox.
Sox Acquisition: Selected in the fifth round, June 2001 First-Year Player Draft.
Major League Service: None.
Contract Status: Signed through 2007.



PLAYERS

■ **2006:** Was tabbed by *Baseball America* as having the Best Infield Arm in the White Sox organization for the second consecutive year entering the 2007 season ... spent the entire season at Class AAA Charlotte, batting .271 (109-402) with 27 doubles, six home runs, 51 RBI and 16 stolen bases in 116 games ... established a career high in doubles, while his stolen base total was his highest since 2003 (22) ... made at least one appearance at all positions except pitcher and catcher, including 74 at second base, 26 at third, 11 in the outfield, 10 at shortstop and one at first ... amassed 28 mulhit efforts ... was successful on 16 of 24 stolen-base attempts ... collected at least one at-bat in eight of the nine positions in the lineup (did not hit ninth) ... hit .312 (34-109) with runners in scoring position ... recorded a season-high four hits on 4/26 at Ottawa ... hit .310 (27-87) with a monthly-best 15 RBI in April ... tallied a season-high four RBI on 7/8 vs. Syracuse ... hit safely in seven straight games from 8/21-2-28 ... batted .220 (22-100) in August ... played in 16 games for Scottsdale in the Arizona Fall League, batting .170 (9-53) with seven RBI.

MINOR LEAGUE HIGHLIGHTS

■ **2005:** Spent his first full season with Class AA Birmingham, hitting .274 (119-434) with four home runs and a career high 63 RBI ... tied for sixth in the Sox organization with 61 walks ... ranked second on the Barons in walks, fifth in RBI and seventh in hits ... made 61 appearances at shortstop, 48 at second base and five at third ... hit .302 at home and .244 on the road ... all four home runs came off left-handers ... went 4-11 (.364) with the bases loaded and hit .280 (37-132) with runners in scoring position ... hit safely in a league-best 21 straight home games from 5/22-7/27 (.388, 31-80) ... reached base safely in 33 consecutive games from 6/9-7/29, the second-longest streak in the SL behind teammate Jerry Owens (36 games) ... batted .330 (32-97) with two home runs and 16 RBI in June ... played for Ponce in the Puerto Rican Winter League, hitting .234 (30-128) with eight RBI.

■ **2004:** Combined to hit .235 (110-469) with 22 doubles, 12 home runs, 39 RBI and 84 runs scored in 130 combined games at Class A Kannapolis, Class A Winston-Salem and Class AA Birmingham ... ranked third in the Sox organization in walks (63) and fourth in runs scored ... reached base safely in 19 straight games from 4/24-5/13 with the Warhogs ... was named Carolina League Batter of the Week for 6/21-27, going 10-26 (.385) ... went 0-1 with a 6.75 ERA (6 ER/8.0 IP) in two starts with Kannapolis ... batted .254 (29-114) in 38 games with Ponce of the Puerto Rican Winter League ... was cited by *Baseball America* as possessing the Best Infield Arm in the White Sox organization for the second consecutive campaign after the season.

■ **2003:** Led Kannapolis in games played (123), at-bats (429) and walks (69), finished second in runs scored (58), stolen bases (22) and hit-by-pitch (seven), third in RBI (39) and fourth in hits (99) and total bases (121) ... drew two walks in a game 12 times ... reached base in 12 or more straight games on three occasions, including 21 in a row from 8/1-25 ... played for Ponce in the Puerto Rican Winter League.

■ **2002:** Was listed by *Baseball America* as the No. 7 Prospect and Best Athlete in the organization ... tied for fifth in the Appalachian League in doubles (17) and runs scored (48) at Advanced Rookie Bristol ... led team in games played (66) ... reached base safely in 32 of final 34 games, including 22 straight in one stretch ... scored two or more runs in a game 13 times ... played for Ponce in the Puerto Rican Winter League, hitting .300 (15-50).

■ **2001:** Was ranked by *Baseball America* as the No. 18 Prospect in the Sox system ... same publication also ranked him as the No. 3 Prospect in the Arizona League as well as the Best Athlete, Best Hitter and as making the Best Pro Debut among the Sox 2001 draft class ... his .323 average was second among short-season shortstops ... ranked second in the Arizona League in doubles (18), tied for third in extra-base hits (24), was fourth in slugging percentage (.508), tied for fourth in stolen bases (13) and ninth in average ... was named to the AZL All-Star Team ... fell a single short of hitting for the cycle on 7/5 vs. Cubs ... reached base safely in final 14 games ... played for Ponce in the Puerto Rican Winter League ... was recommended/signed by Ken Stauffer and Hernan Cortes.

MISCELLANEOUS/PERSONAL

■ Single ... graduated from Florida Air Academy ... hit .479 (35-73) with seven home runs and 23 RBI as a senior ... was a two-sport athlete and member of the Class 3A State Championship basketball team.

YEAR	CLUB	AVG	G	AB	R	H	TB	2B	3B	HR	RBI	SH	SF	HB	BB	SO	SB	CS	E
2001	Phoenix	.323	48	189	33	61	96	18	1	5	30	0	0	3	15	36	13	2	22
2002	Bristol	.280	66	254	48	71	91	17	0	1	45	0	7	3	32	43	5	4	16
2003	Kannapolis	.231	123	429	58	99	121	17	1	1	39	4	0	7	69	82	22	10	38
2004	Kannapolis	.271	14	48	6	13	17	1	0	1	3	0	1	1	4	6	1	2	2
	Winston-Salem	.252	80	309	59	78	120	18	0	8	28	1	2	7	49	53	2	3	20
	Birmingham	.170	36	112	19	19	31	3	0	3	8	1	0	4	10	17	1	0	10
2005	Birmingham	.274	123	434	50	119	154	19	2	4	63	5	7	4	61	91	6	6	24
2006	Charlotte	.271	116	402	48	109	154	27	0	6	51	5	2	7	46	77	16	8	10
MINOR TOTALS		.261	606	2177	321	569	784	120	4	29	267	16	19	36	286	405	66	35	142

— Selected by White Sox in the fifth round of the First-Year Player Draft (6/01).

CHARLIE HAEGER

40



Given Name: Charles Wallis Haeger
Position: Pitcher
Bats: Right **Throws:** Right
Height: 6-1 **Weight:** 220
Opening Day Age: 23
Born: September 19, 1983, Livonia, Mich.
Resides: Plymouth, Mich.
First Pro Contract: White Sox.
Sox Acquisition: Selected in the 25th round, June 2001 First-Year Player Draft.
Major League Service: 32 days.
Contract Status: Signed through 2007.

■ **2006:** Knuckleballer spent the majority of the season at Class AAA Charlotte ... went 1-1 with a 3.44 ERA (7 ER/18.1 IP) and one save in seven games (one start) over two stints with the White Sox ... was 0-1 with a 10.38 ERA (5 ER/4.1 IP) as a starter and 1-0 with 1.29 ERA (2 ER/14.0 IP) in relief ... walked 13 and struck out 19 (17 in relief) ... did not throw a wild pitch ... Sox catchers were charged with three passed balls while he was on the mound ... was recalled from the Knights on 5/10 and made his major-league debut that night vs. Los Angeles-AL ... suffered the loss, allowing six runs (five earned) on five hits and six walks over 4.1 IP ... was the youngest knuckleballer to make his debut since at least 1992 ... recorded his first strikeout (Jose Molina) in the second inning ... was optioned back to Charlotte following the game ... was recalled for the second time on 9/1 and used solely out of the bullpen ... threw at least 2.0 IP in four of his six relief outings ... recorded his first major-league win on 9/23 vs. Seattle, striking out five batters over a season-high 3.1 perfect IP of relief ... collected his first major-league save on 9/27 at Cleveland, retiring all four batters faced (1.2 IP) ... was 14-6 with a 3.07 ERA (58 ER/170.0 IP) in 26 games (25 starts) with Charlotte ... led the International League in wins and ranked fourth in ERA, strikeouts (130) and IP ... tossed two complete games ... threw 15 wild pitches ... was the starting pitcher at the IL midseason All-Star Game, tossing 2.0 perfect IP ... allowed one hit over 7.0 scoreless IP in his Triple-A debut on 4/8 at Toledo but did not factor in the decision ... was 7-0 with a 1.03 ERA (8 ER/70.0 IP) in his first 11 starts ... ERA was as low as 1.95 on 7/9, but posted a 5.19 ERA (34 ER/59.0 IP) the remainder of the season ... worked with former major-leaguer Charlie Hough during spring training and also with Boston's Tim Wakefield when the Sox visited Fenway Park in early September.

MINOR LEAGUE HIGHLIGHTS

■ **2005:** Combined to go 14-5 with a 3.50 ERA (65 ER/167.1 IP) and 112 strikeouts in 27 games (26 starts) between Class A Winston-Salem and Class AA Birmingham ... led all Sox farmhands in victories and IP, ranked fifth in strikeouts and sixth in ERA ... limited left-handers to a .242 (65-269) average ... was 8-2 with 2.13 ERA (20 ER/84.2 IP) on the road ... made 16 quality starts and lasted at least 6.0 IP on 19 occasions ... threw six wild pitches but allowed just four home runs, an average of 0.22 per 9.0 IP ... began the season at Winston-Salem, where he went 8-2 with a 3.20 ERA (29 ER/81.2 IP) in 14 games (13 starts) ... was named to the Carolina League midseason All-Star Team ... won his first seven decisions with the Warthogs, including a 4-0 record with a 1.73 ERA (5 ER/26.0 IP) in April ... allowed one run on two hits over 7.0 IP on 6/6 at Potomac but did not factor in the decision ... was promoted to Birmingham on 6/18 ... went 6-3 with a 3.78 ERA (36 ER/85.2 IP) in 13 starts with the Barons ... tied for the Southern League lead in complete games (three) and shutouts (two) ... ERA with Birmingham would have been 2.85 minus a start on 8/23 vs. Tennessee (10 ER/3.2 IP) ... tossed five-hit shutouts on 8/13 vs. Huntsville and 8/28 at Jacksonville ... suffered the loss in Game 1 of the SL playoffs at Jacksonville (2 ER/8.0 IP) ... pitched for La Guaira in the Venezuelan Winter League, going 4-3 with a 4.74 ERA (23 ER/43.2 IP) in eight starts ... threw a bullpen session for White Sox manager Ozzie Guillen and pitching coach Don Cooper on 9/27 at Comerica Park.

■ **2004:** Returned to baseball after retiring following the 2002 campaign ... combined to go 2-9 with a 4.06 ERA (40 ER/88.2 IP) in 15 starts between Advanced Rookie Bristol and Class A Kannapolis ... tossed a season-high 7.1 scoreless IP on 8/16 vs. Charleston (S.C.).

■ **2003:** Sat out the season while on the voluntary retired list.

■ **2002:** Spent second straight season at Rookie Phoenix ... finished second in the Arizona League in appearances (25) and tied for fourth in saves (six) ... lasted at least 3.0 IP on five occasions.

■ **2001:** Made his professional debut at Phoenix, appearing in 13 games (four starts).

MISCELLANEOUS/PERSONAL

■ Single ... graduated in 2001 from Catholic Central High School in Plymouth, Mich. ... was named to the All-Catholic Team as a senior after going 7-2 with a 1.88 ERA and 101 strikeouts ... hit .364 (36-99) with 34 RBI ... was the winning pitcher in the state championship game as a sophomore ... brother, Greg, played in the Detroit Tigers organization.

YEAR	CLUB	W-L	PCT	ERA	G	GS	CG	SHO	SV	IP	H	R	ER	HR	HB	BB-I	SO	WP	BK	
2001	Phoenix	0-3	.000	6.39	13	4	0	0	0	31.0	44	29	22	2	1	17-0	17	4	1	
2002	Phoenix	1-4	.200	4.17	25	0	0	0	6	41.0	46	25	19	2	6	13-2	24	1	0	
2003	DID NOT PITCH — ON VOLUNTARY RETIRED LIST																			
2004	Bristol	1-6	.143	5.18	10	10	0	0	0	57.1	70	41	33	6	10	22-1	23	1	0	
	Kannapolis	1-3	.250	2.01	5	5	0	0	0	31.1	31	17	7	0	3	12-0	21	1	0	
2005	Winston-Salem	8-2	.800	3.20	14	13	0	0	0	81.2	82	33	29	3	5	40-0	64	2	0	
	Birmingham	6-3	.667	3.78	13	13	3	2	0	85.2	84	43	36	1	5	45-0	48	4	0	
2006	Charlotte	14-6	.700	3.07	26	25	2	0	0	170.0	143	71	58	9	12	78-3	130	15	0	
	WHITE SOX	1-1	.500	3.44	7	1	0	0	1	18.1	12	10	7	0	0	13-0	19	0	0	
MINOR TOTALS		31-27	.534	3.69	106	70	5	2	6	498.0	500	259	204	23	42	227-6	327	28	1	
A.L. TOTALS		1-1	.500	3.44	7	1	0	0	1	18.1	12	10	7	0	0	13-0	19	0	0	
M.L. TOTALS		1-1	.500	3.44	7	1	0	0	1	18.1	12	10	7	0	0	13-0	19	0	0	

— Selected by the White Sox in the 25th round of First-Year Player Draft (6/99).

— On Voluntary Retired List (2003 season).





Given Name: Toby Jason Hall

Position: Catcher

Bats: Right

Throws: Right

Height: 6-3

Weight: 240

Opening Day Age: 31

Born: October 21, 1975, Tacoma, Wash.

Resides: Odessa, Fla.

First Pro Contract: Tampa Bay Devil Rays, selected in the ninth round, June 1997 First-Year Player Draft.

Sox Acquisition: Selected in the fifth round, June 2001 First-Year Player Draft.

Major League Service: Five years, 72 days.

Contract Status: Signed through 2008 (agreed to terms on a two-year contract with a 2009 club option, December 17, 2006).

■ **2006:** Combined to hit .259 (72-278) with 17 doubles, eight home runs and 31 RBI in 85 games between Tampa Bay and the Dodgers ... was traded by the Devil Rays with pitcher Mark Hendrickson and cash to the Dodgers on 6/27 in exchange for pitcher Jae Seo, catcher Dioner Navarro and a player to be named later (outfielder Justin Ruggiano) ... appeared in 82 games as catcher, two at first base and one at third ... threw out 22.2 percent (12-54) of attempted basestealers between the two teams ... hit .292 (21-72) vs. left-handers, including going 7-16 (.438) vs. lefties with the Dodgers ... struck out just once every 13.36 plate appearances, the seventh-best mark in baseball (min. 275 PA) ... began the season with Tampa Bay and batted .231 (51-221) with eight home runs and 23 RBI in 64 games prior to the trade ... made his club-record fifth consecutive Opening Day start ... hit his first home run on 4/10 vs. Baltimore, ending a string of 298 homerless at-bats (89 games) ... hit .357 (25-70) in April, the second-best April mark in Tampa Bay history (.368, Rocco Baldelli in 2003), but just .176 (26-148) over his final 44 games with the Rays ... made his first career appearance at third base on 5/4 vs. the Yankees ... batted .368 (21-57) in 21 games with the Dodgers ... went 3-5 with three RBI on 7/8 vs. San Francisco, his second start with the Dodgers ... was 7-16 (.438) in August and 14-33 (.424) over his final 13 games ... Sox acquisition was recommended by Dave Yoakum and Bill Scherrer.

Highest Caught Stealing Pct. Among Active Catchers

Player	CS	ATT	Pct.
Ivan Rodriguez	471	1,063	44.3
Henry Blanco	193	466	41.4
Brian Schneider	136	364	37.8
Jason LaRue	143	388	36.9
Mike DiFelice	135	405	33.3
Toby Hall	116	359	32.3

MAJOR LEAGUE HIGHLIGHTS

■ **2005:** Established career highs in average (.287), hits (124) and games played (135) in his third full season with Tampa Bay ... ranked fifth among major-league catchers in average, trailing Cleveland's Victor Martinez (.305), the Angels Bengie Molina (.295), Minnesota's Joe Mauer (.294) and San Diego's Ramon Hernandez (.290) ... also finished fourth among backstops in games played (135) ... batted .307 (63-205) after the All-Star Break, second-best among catchers (.380, Martinez) ... threw out 37.8 (28-74) percent of attempted basestealers, third-best in the majors (minimum 100 games) ... was charged with eight passed balls ... hit a team-leading .312 (61-190) with runners on base ... made his fourth straight Opening Day start for Tampa Bay ... batted .344 (42-122) from 4/16-6/7, raising his average from .209 to .318 ... compiled a career-high 11-game hitting streak from 4/26-5/10 ... hit the 1,000th home run in Devil Rays history on 6/7 at Cincinnati ... did not homer after 6/7 ... matched his career high with four hits on 8/27 vs. the Angels (third time) ... made his first appearance at first base on 7/15 at Toronto ... was named the Devil Rays Roberto Clemente Award recipient for the second consecutive season.

■ **2004:** Hit .255 with 21 doubles, eight home runs and a career-high 60 RBI in 119 games with Tampa Bay ... ranked sixth among American League catchers in RBI ... hit .294 (30-102) vs. left-handers and .242 (73-302) vs. righties ... batted .287 (60-209) in the first half, but .221 (43-195) after the All-Star Break ... threw out 27.9 percent (17-61) of attempted basestealers, tied for fourth-best in the AL ... struck out once every 10.8 plate appearances, which would have been the fourth-best ratio in the AL had he qualified (58 PA shy) ... made his third straight Opening Day start for the Devil Rays ... went 3-4 with three RBI on 3/30 vs. the Yankees on Opening Day in Japan ... hit his first career grand slam on 8/4 vs. Boston (off Bronson Arroyo) ... was Tampa Bay's Roberto Clemente Award recipient.

■ **2003:** Set career bests with 12 home runs, 50 runs scored and 176 total bases in his first full season with Tampa Bay ... led major-league catchers by throwing out a franchise-record 41.3 (31-75) percent of attempted basestealers ... nine of his 12 homers came against right-handers ... threw out Carlos Beltran on 8/1 at Kansas City, ending his string of 28 consecutive steals ... hit a game-winning home run on 8/29 at Seattle.

■ **2002:** Batted .258 with 19 doubles, six home runs and 42 RBI in 85 games ... went 72-265 (.272) vs. right-handers, compared to 13-65 (.200) vs. lefties ... hit .322 (28-87) with runners in scoring position and .309 (51-165) after the All-Star Break ... tied a club record by throwing out three baserunners on 7/13 vs. Seattle.

■ **2001:** Spent the majority of the season at Class AAA Durham, but was recalled on 7/26 and batted .298 (56-188) in 49 games ... finished third among AL rookies in average (min. 100 AB), behind Seattle's Ichiro Suzuki (.250) and the Angels' Shawn Wooten (.312) ... the .298 average after the break ranked third on the club ... hit safely in 39 of 46 starts.

■ **2000:** Was 2-12 (.167) in four games in his first season with Tampa Bay ... his contract was purchased from Durham on 9/11 ... made his major-league debut on 9/15 vs. Oakland (0-2) ... recorded his first hit (single) and home run (off Frank Castillo) on 9/22 at Toronto.

MINOR LEAGUE HIGHLIGHTS

■ **2002:** Appeared in 22 games with Class AAA Durham, hitting .348 (32-92) with two homers and 20 RBI.

■ **2001:** Was named Tampa Bay's Minor League Player of the Year and the International League Player of the Year after leading the league in average .335 (125-373) ... also selected to the Topps/Minor League Baseball AAA All-Star Team, the SportsTicker All-Prospect Team, and was tabbed as the Top Prospect in Triple A by *Baseball America* and as the catcher on the publication's Minor League All-Star Team ... was named the Most Valuable Player at MLB's All-Star Futures Game in Seattle, going 2-3 with a home run ... at the time of his promotion on 7/26, ranked first in the IL in hits (125) and third in home runs (19) and RBI (72).

■ **2000:** Combined to hit .327 (149-455) in 115 games between Class AA Orlando and Durham ... began the season with Orlando and hit .343 (93-271) with nine home runs and 50 RBI in 68 games ... ranked second in the Southern League in average and hits at the time of his promotion on 6/30 ... batted .304 (56-184) in 47 games with the Bulls ... went 11-22 (.500) with two homers and eight RBI in the IL playoffs ... was a non-roster invitee to spring training.

■ **1999:** Batted .278 (107-385) with 13 home runs and 70 RBI in 102 games between Orlando and Class A St. Petersburg ... was the second-hardest to strike out among all minor leaguers (19 SO/385 AB) ... led Orlando to the SL championship, hitting .536 (15-28) with seven RBI in the postseason ... was a non-roster invitee to spring training.

■ **1998:** Named to the South Atlantic League All-Star Team after hitting .321 (121-377) with six homers and 50 RBI in 105 games ... ranked second in the Tampa Bay farm system and fourth in the SAL in average.

■ **1997:** Hit .250 (50-200) with one home run and 27 RBI in his first professional season with Hudson Valley.

MISCELLANEOUS/PERSONAL

■ Married Karra ... has two children: Tayden and Kendall ... along with his wife, has formed the Toby Hall Foundation, a non-profit organization that assists numerous programs in the Tampa Bay-area ... attended UNLV, hitting .383 with 10 home runs in his final season with the Rebels to earn All-American honors ... attended Ed Dorado (Calif.) High School ... brother, Todd, was selected by the White Sox in the 44th round of the 1993 free agent draft and played one season with Class A Sarasota in the Gulf Coast League.

YEAR	CLUB	AVG	G	AB	R	H	TB	2B	3B	HR	RBI	SH	SF	HB	BB	SO	SB	CS	E
1997	Hudson Valley	.250	55	200	25	50	56	3	0	1	27	1	3	1	13	33	0	0	3
1998	Charleston (S.C.)	.321	105	377	59	121	166	25	1	6	50	0	6	5	39	32	3	7	18
1999	Orlando	.254	46	173	20	44	78	7	0	9	34	1	4	1	4	10	1	1	4
	St. Petersburg	.298	56	212	24	63	90	13	1	4	36	1	3	2	17	9	0	2	4
2000	Orlando	.343	68	271	37	93	134	14	0	9	50	0	5	1	17	24	3	2	7
	Durham	.304	47	184	21	56	92	15	0	7	35	0	5	2	3	19	0	0	2
	TAMPA BAY	.167	4	12	1	2	5	0	0	1	1	0	0	0	1	0	0	0	0
2001	Durham	*.335	94	373	59	125	212	28	1	19	72	0	3	3	29	22	1	3	6
	TAMPA BAY	.298	49	188	28	56	84	16	0	4	30	0	1	3	4	16	2	2	5
2002	TAMPA BAY	.258	85	330	37	85	124	19	1	6	42	2	3	1	17	27	0	1	6
	Durham	.348	22	92	13	32	42	4	0	2	20	0	3	4	3	10	0	0	1
2003	TAMPA BAY	.253	130	463	50	117	176	23	0	12	47	0	5	7	23	40	0	1	9
2004	TAMPA BAY	.255	119	404	35	103	148	21	0	8	60	1	7	5	24	41	0	2	6
2005	TAMPA BAY	.287	135	432	28	124	159	20	0	5	48	3	7	5	16	39	0	0	9
2006	TAMPA BAY	.231	64	221	15	51	88	13	0	8	23	0	3	2	8	17	0	2	3
	LOS ANGELES-NL	.368	21	57	2	21	25	4	0	0	8	0	1	0	2	5	0	0	1
MINOR TOTALS		.310	493	1882	258	584	870	109	3	57	324	3	32	19	125	159	8	15	45
A.L. TOTALS		.262	586	2050	194	538	784	112	1	44	251	6	26	23	93	180	2	8	38
N.L. TOTALS		.368	21	57	2	21	25	4	0	0	8	0	1	0	2	5	0	0	1
M.L. TOTALS		.265	607	2107	196	559	809	116	1	44	259	6	27	23	95	185	2	8	39

*Led League

— Selected by Tampa Bay in the ninth round of the free-agent draft (6/97).

— Placed on Class A Charleston-SC disabled list with a concussion (4/14-5/7/98).

— Traded by Tampa Bay with pitcher Mark Hendrickson and cash to Los Angeles-NL in exchange for pitcher Jae Seo, catcher Dioner

Navarro and a player to be named later (6/27/06); Tampa Bay acquired outfielder Justin Ruggiano to complete the deal (7/19/06).

— Signed by the White Sox as a free agent (12/17/06).

Caught Stealing Percentage — Career: 116-359 (32.3); **2006:** 12-54 (22.2); **2005:** 28-74 (37.8); **2004:** 17-61 (27.9); **2003:** 31-75 (41.3); **2002:** 18-58 (31.0); **2001:** 10-37 (27.0); **2000:** n/a.

Catcher's ERA — Career: 5.05 ERA (2,794 ER/4,982.1 IC); **2006:** 5.09 ERA (355 ER/628.0 IC); **2005:** 5.14 (606 ER/1,061.2 IC); **2004:** 4.72 (530 ER/1,011.1 IC); **2003:** 4.99 (614 ER/1,107.0 IC); **2002:** 5.91 (484 ER/737.1 IC); **2001:** 4.41 (200 ER/410.0 IC); **2000:** 1.67 (5 ER/27.0 IC).

PLAYERS

HALL'S STATISTICAL BREAKDOWN

	2006						CAREER					
	AVG	G	AB	H	HR	RBI	AVG	G	AB	H	HR	RBI
Baltimore	.242	8	33	8	2	6	.276	70	246	68	6	32
Boston	.324	9	34	11	2	4	.252	76	262	66	9	30
Chicago-AL	.222	3	9	2	1	1	.227	22	75	17	5	13
Cleveland	—	—	—	—	—	—	.288	20	66	19	1	6
Detroit	.077	3	13	1	0	0	.222	21	81	18	2	13
Kansas City	.385	4	13	5	0	3	.337	30	104	35	1	13
Los Angeles-AL	.182	3	11	2	0	0	.293	24	75	22	1	10
Minnesota	—	—	—	—	—	—	.229	24	83	19	0	9
New York-AL	.313	5	16	5	0	0	.278	77	273	76	2	32
Oakland	.200	3	10	2	0	1	.216	33	111	24	2	9
Seattle	.182	3	11	2	0	0	.228	30	101	23	2	10
Texas	.231	4	13	3	0	2	.298	33	124	37	2	15
Toronto	.207	9	29	6	2	3	.277	73	267	74	5	34
Interleague	.162	12	37	6	1	3	.221	55	190	42	6	25
Arizona	.091	4	11	1	0	2	.115	6	18	2	0	4
Atlanta	.111	3	9	1	0	0	.235	5	17	4	0	0
Chicago-NL	—	—	—	—	—	—	.250	2	8	2	0	1
Cincinnati	1.000	1	3	3	0	1	.321	7	28	9	1	5
Colorado	.500	3	6	3	0	2	.375	6	16	6	1	4
Florida	.333	6	18	6	1	3	.291	17	55	16	2	6
Houston	—	—	—	—	—	—	.255	3	11	5	1	2
Milwaukee	—	—	—	—	—	—	.000	2	8	0	0	0
New York-NL	.400	2	5	2	0	0	—	—	—	—	—	—
Philadelphia	.125	3	8	1	0	0	.125	3	8	1	0	0
Pittsburgh	—	—	—	—	—	—	.188	5	16	3	0	3
St. Louis	.250	2	4	1	0	0	.091	4	11	1	0	0
San Diego	.250	3	8	2	0	0	.188	6	16	3	0	1
San Francisco	.455	3	11	5	0	3	.368	5	19	7	1	7
Washington	.000	1	3	0	0	0	.000	1	3	0	0	0
Home	.291	39	127	37	6	20	.275	296	1010	278	20	123
Road	.232	46	151	35	2	11	.256	311	1097	281	24	136
Day	.295	25	78	23	2	12	.261	146	498	130	14	72
Night	.245	60	200	49	6	19	.267	461	1609	429	30	187
vs. Left	.292	—	72	21	3	12	.274	—	566	155	13	60
vs. Right	.248	—	206	51	5	19	.262	—	1541	404	31	199
Grass	.267	51	165	44	1	15	.265	271	945	250	21	117
Turf	.248	34	113	28	7	16	.266	336	1162	309	23	142
Pre-ASG	.238	67	231	55	8	26	.255	309	1086	277	28	127
Post ASG	.362	18	47	17	0	5	.276	298	1021	282	16	132
RISP	.232	—	69	16	2	23	.277	—	573	159	15	217
Bases Loaded	.000	—	6	0	0	2	.245	—	49	12	1	36
March/April	.357	20	70	25	3	9	.284	97	335	95	6	32
May	.191	26	89	17	4	8	.235	100	361	85	13	43
June	.145	18	62	9	1	6	.230	83	291	67	6	33
July	.292	8	24	7	0	3	.299	88	298	89	8	49
August	.438	6	16	7	0	3	.278	112	392	109	5	50
Sept./Oct.	.413	7	17	7	0	2	.265	127	430	114	6	52
As PH	.111	—	9	1	0	0	.176	—	17	3	0	1
As DH	.000	—	7	0	0	0	.000	—	7	0	0	0

HALL'S CAREER BY PARK

Park	AVG	AB	H	HR	RBI
Angel	.200	40	8	0	3
Camden Yards	.262	122	32	4	24
Fenway	.271	144	39	3	10
U.S. Cellular	.314	35	11	3	9
Jacobs	.324	37	12	0	2
Comerica	.173	52	9	2	8
Kauffman	.204	49	10	0	4
Metrodome	.222	45	10	0	5
Yankee	.266	128	34	0	12
McAfee	.208	72	15	2	6
SAFECO	.237	59	14	2	8
Tropicana	.268	975	261	20	114
Tokyo	.833	6	5	0	3
Amerquest	.319	69	22	1	10
Rogers Centre	.243	136	33	3	20
Chase	.100	10	1	0	2
Wrigley	.250	8	2	0	1
Great American	.231	13	3	1	2
Coors	1.000	1	1	0	0
Minute Maid	.455	11	5	1	2
Dodger	.414	29	12	0	6
Shea	.400	5	2	0	0
Dolphins	.417	24	10	1	4
Citizens Bank	.125	8	1	0	0
PNC	.273	11	3	0	3
PETCO	.100	10	1	0	1
AT&T	.500	4	2	0	0
new Busch	.250	4	1	0	0

Hall's Career Fielding — C

Year, Club	Pct.	G	PO	A	E	TC	DP
2000, T.B.	1.000	4	19	2	0	21	0
2001, T.B.	.986	46	328	20	5	353	2
2002, T.B.	.989	83	506	34	6	546	5
2003, T.B.	.988	130	685	60	9	754	10
2004, T.B.	.992	119	686	38	6	730	4
2005, T.B.	.989	135	759	51	6	819	5
2006, T.B.	.991	61	310	22	3	335	2
LAD	.989	21	84	8	1	93	1
Totals	.989	599	3377	235	39	3651	39

Hall's Career Fielding — 3B

Year, Club	Pct.	G	PO	A	E	TC	DP
2006, T.B.	—	1	0	0	0	0	0
Totals	—	1	0	0	0	0	0

Hall's Career Fielding — 1B

Year, Club	Pct.	G	PO	A	E	TC	DP
2005, T.B.	1.000	2	5	2	0	7	0
Totals	1.000	2	5	2	0	7	0

Hall's Career Game Bests

Hits — 4 (3x, last 8/26/05 vs. LAA)
HR — 1 (44x, last 6/4/06 vs. Tor.)
GS — 1 (8/4/04 vs. Bos.)
RBI — 4 (8/4/04 vs. Bos.)
SB — 2 (9/5/01 at NYY)
Hitting Streak — 11 games (4/26-5/10/05)

Hall's Grand Slams

No.	Date	Opp.	Inn.	Pitcher
1	8/4/04	vs. Bos.	7th	Bronson Arroyo

TADAHITO IGUCHI

15

Given Name: Tadahito Iguchi (ta-da-HEAT-o, Ig-GOO-chee)
Position: Infielder
Bats: Right **Throws:** Right
Height: 5-10 **Weight:** 200
Opening Day Age: 32
Born: December 4, 1974, Tokyo, Japan
Resides: Tokyo, Japan
First Pro Contract: Fukuoka Daiei Hawks, 1997.
Sox Acquisition: Signed as a free agent, January 27, 2005.
Major League Service: Two Years.
Contract Status: Signed through 2007.



PLAYERS


Iguchi Among AL Second Baseman (2005-06)

Category	Rank	No.
RBI	2nd	132
Runs	2nd	168
Games Played	2nd	269
Home Runs	3rd	32
Extra-Base Hits	3rd	85
Doubles	5th	47

■ **2006:** Established career highs in average (.281), hits (156), home runs (18), runs scored (97) and walks (59) in his second season in the major leagues ... led all American League second basemen in home runs and runs scored and ranked third in RBI (67) and slugging percentage (.420) ... tied for second on the team with eight sacrifice hits and ranked third in hits and runs scored ... posted a .988 (8 E/648 TC) fielding percentage, sixth-best among AL second basemen ... recorded 41 multihit efforts, third-most on the Sox ... tied for 10th in the AL with a team-high 16 three-hit games ... hit .298 (104-349) vs. right-handers and .252 (52-206) vs. lefties ... batted .313 with 12 home runs at home and .249 with six homers on the road ... hit .318 (41-129) with runners in scoring position (up from .260 in 2005) and .310 (18-58) with RISP and two outs ... five of his 18 home runs came after the sixth inning ... was 12-25 (.480) vs. the Yankees ... went 22-62 (.355) with nine home runs and 19 RBI in interleague play ... made his second straight Opening Day roster ... tied his career high with four hits on 5/6 vs. Kansas City (third time) ... recorded his first career multihomer game on 5/20 vs. the Cubs, including his first career grand slam, and drove in six runs ... missed two games on 5/23-24 with a sore right foot ... collected his second career multihomer game on 6/25 vs. Houston, including his second career grand slam, and finished with a career-high seven RBI ... the seven RBI were the most by a Sox player since 6/19/04 at Montreal (7, Juan Uribe) ... hit a three-run homer in the eighth inning and a game-tying grand slam in the ninth off Brad Lidge as the Sox overcame a 9-2 deficit in the final two frames to force extra innings ... according to the Elias Sports Bureau, Iguchi became the sixth player since 1982 to homer in both the eighth and ninth innings of a game that went to extra innings ... suffered a mild sprain of his left ankle on 7/3 vs. Baltimore in a collision with Jermaine Dye and missed four games ... matched his career high (fourth time) with four hits on 7/15 at Yankee Stadium ... tied his career high with a 12-game hitting streak from 8/29-9/10 (.386, 17-44) and reached base safely in 20 straight games from 8/29-9/20 ... homered in back-to-back games for the second time in his career on 9/19-20 (also 8/9 and 8/12/05) ... tied for fifth in the AL with 17 walks in September ... hit sixth for the first time in his career on 9/30 at Minnesota, going 3-5 with a home run and three RBI ... spent most of spring training batting sixth before moving to the No. 2 position in the lineup on 3/23 ... played in Major League Baseball All-Star Tour of Japan in November 2006, going 2-7 (.286) with two RBI.

MAJOR LEAGUE HIGHLIGHTS

■ **2005:** Finished fourth in the American League Rookie of the Year voting after hitting .278 (142-511) with 25 doubles, six triples, 15 home runs and 71 RBI ... received 30 points, including five first-place votes, to place behind Oakland's Huston Street (97), New York's Robinson Cano (57) and Tampa Bay's Jonny Gomes (39) ... ranked second among AL rookies in RBI, multihit games (31), runs scored (74), hits, total bases (224) and stolen bases (15), third in extra-base hits (46), tied for third in home runs, fourth in average and fifth in walks (47) ... his 71 RBI were the most by a Sox rookie since Carlos Lee's 84 in 1999 ... finished third on the Sox in average and stolen bases, fourth in doubles and RBI and fifth in hits ... tied Juan Uribe for the team lead with 11 sacrifice hits and ranked third with six sacrifice flies ... ranked fifth among AL second basemen with 14 homers and 65 RBI ... hit .304 (83-273) at home and .248 (59-238) on the road ... hit nine of 15 home runs off right-handers and 10 after the All-Star Break ... batted .260 (34-131) with runners in scoring position, but .313 (26-83) in close and late situations ... was 3-4 with a double, home run and six RBI as a pinch hitter ... posted a .978 (14 E/624 TC) fielding percentage ... recorded 31 multihit efforts, including 15 with at least two RBI ... drove in a season-high three runs on four



occasions ... made his major-league debut on Opening Day vs. Cleveland, going 0-4 ... became the second Japanese native to play for the White Sox, joining relief pitcher Shingo Takatsu (2004-05) ... collected his first major-league hit (double off Kevin Millwood) on 4/6 vs. Cleveland and his first RBI on 4/7 vs. Cleveland (sacrifice fly) ... collected four hits on 5/3 vs. Kansas City with his first major-league home run, a two-run shot off Brian Anderson ... four-hit game was the first by a Sox rookie since Miguel Olivo on 7/30/03 vs. Kansas City ... hit the game-winning single on 5/24 at the Angels ... hit a pinch home run on 5/26 vs. Texas ... went 35 straight games from 5/31-7/20 without making an error (157 TC) ... hit a solo home run off Curt Schilling on 8/12 at Boston ... committed three errors on 8/29 at Texas, the most by a Sox player since Jose Valentin on 4/8/00 at Oakland (four) ... hit a game-winning homer in the 12th inning on 8/26 at Seattle ... hit a three-run, pinch-hit double on 9/15 at Kansas City after going 2-5 with a home run and three RBI on 9/14 ... collected his 1,000th professional hit on 9/26 at Detroit ... his career-high, 12-game hitting streak (.340, 17-50) ended on 9/25 vs. Minnesota.

Monthly Bests

AVG333
	4/05
HR	5
	8/05
RBI	19
	9/05

POSTSEASON HIGHLIGHTS

■ **2005:** Hit .191 (9-47) with one home run, five RBI and three sacrifice hits for the World Champion White Sox ... became the first Japanese-born position player to play for a World Series champion ... homered and drove in four runs in the ALDS vs. Boston ... his three-run homer off David Wells in the fifth inning of Game 2 of the ALDS was the game-winner in the Sox 5-4 decision ... became the second Japanese-born player to homer in the postseason, joining the Yankees Hideki Matsui ... became the fourth native of Japan to start a World Series game, joining Tsuyochi Shinjo (2002), Matsui (2003) and So Taguchi (2004) ... went 3-18 (.167) in the World Series ... was 2-7 with one RBI in Game 3 at Houston ... was hit by pitch three times in the ALCS vs. the Angels.

PROFESSIONAL HIGHLIGHTS

■ **Career:** Was a career .271 (860-3,175) hitter with 149 home runs, 507 RBI and 159 stolen bases over his eight-year career with the Fukuoka Daiei Hawks of the Japanese Pacific League ... was a four-time Japanese Pacific League All-Star (2001-04) ... won three Gold Glove Awards as a second baseman (2001, 2003-2004) ... led the JPL in stolen bases in 2001 (44) and 2003 (42) ... helped Fukuoka win a pair of Japan Series championships (1999 and 2003) ... averaged .337 (345-1,025) with 36 doubles, 26 home runs, 99 RBI, 104 runs scored and 30 stolen bases over the last two seasons ... was successful on 77.9 percent (159-204) of his stolen bases ... hit 20 or more home runs four times (career best of 30 in 2001), hit above .300 twice (career-high .340 in 2003), scored 100-plus runs twice (career best of 112 in 2003) and stole 40 or more bases twice (high of 44 in 2001) ... hit a grand slam in his first professional game on 5/3/97, the first rookie in league history to accomplish that feat ... underwent two surgeries on his right shoulder ... spent his first four seasons as a shortstop before being moved to second base prior to the 2001 season ... was a teammate of Seattle catcher Kenji Johjima from 1997-2004.

■ **2004:** Batted .333 with 34 doubles, 24 home runs and 89 RBI in his eighth season with Fukuoka ... ranked among the Japanese Pacific League leaders in runs scored (2nd, 96), hits (3rd, 170), average (4th), doubles (4th), total bases (4th, 280), stolen bases (T4th, 18), on-base percentage (7th, .394), slugging percentage (8th, .549) and RBI (T8th, 89) ... won his third career Gold Glove Award (all at second base) after compiling a .991 fielding percentage (6 E/635 TC) ... played in his fourth career JPL All-Star Game.

■ **2003:** Finished fourth in JPL Most Valuable Player voting after hitting .340 with 37 doubles, 27 home runs, 109 RBI, 112 runs scored and 42 stolen bases ... set career highs in average, runs scored, hits, doubles, RBI, total bases (295), walks (81), slugging percentage (.573) and on-base percentage (.438) ... led the JPL in runs scored and stolen bases ... was successful on 42 of 48 (87.5 percent) steal attempts ... tripled his walk total from 27 to 81 ... finished second among JPL second basemen with a .986 fielding percentage ... tied a Japan record with four doubles on 7/26 ... hit a two-run homer in Game 7 of the 2003 Japan Series to help the Daiei Hawks win the championship ... also homered off Hideki Irabu of the Hanshin Tigers in Game 6 to force the deciding game.

■ **2002:** Led all JPL second basemen with a .990 (6 E/575 TC) fielding percentage ... underwent surgery following the season.

■ **2001:** Hit a career-high 30 home runs and led the JPL with a career-high 44 stolen bases ... was successful on 83.0 percent (44-49) of his stolen base attempts ... scored 104 runs, the second-highest total of his career ... ranked second among JPL second basemen with a career-high .994 (5 E/784 TC) fielding percentage in his first season at the position ... was hit by a pitch 12 times, second-most in the league ... played in the World Cup in Taiwan ... hit a grand slam and drove in six runs in a 21-0 victory vs. the Philippines in Round 1.

■ **2000:** Was limited by a shoulder injury to 54 games.

■ **1999:** Helped the Daiei Hawks win the Japan Series championship.

■ **1998:** Compiled a career-best .983 (10 E/585 TC) fielding percentage at shortstop ... hit 21 home runs.

■ **1997:** Made his professional debut with Fukuoka after being selected in the first round of the draft ... injured ankle ligaments in spring training and began the season on the disabled list ... made his debut on 5/3 vs. Kinetsu at Fukuoka Dome, singling off Shintaro Yamasaki in his first at-bat and hitting a grand slam in his third at-bat ... became the first rookie in Japanese League history to hit a grand slam in his debut game.

MISCELLANEOUS/PERSONAL

■ Married Asumi ... has one daughter: Rio ... was a member of the Japan Olympic Silver Medal team in 1996 ... attended Aoyama Gakuin University ... won the Triple Crown and Most Valuable Player award in college ... his 24 home runs are a Tokyo Metropolitan University record ... graduated from Kokugakuin Kugayama High School.

YEAR	CLUB	AVG	G	AB	R	H	TB	2B	3B	HR	RBI	SH	SF	HB	BB	SO	SB	CS	E
1997	<i>Fukuoka</i>	.203	76	217	31	44	80	6	3	8	23	2	1	8	24	67	3	3	3
1998	<i>Fukuoka</i>	.221	135	421	58	93	182	18	4	21	66	15	4	8	28	121	12	6	10
1999	<i>Fukuoka</i>	.224	116	370	38	83	142	15	1	14	47	4	3	9	38	113	14	7	15
2000	<i>Fukuoka</i>	.247	54	162	21	40	74	9	2	7	23	5	1	2	15	29	5	2	8
2001	<i>Fukuoka</i>	.261	140	552	104	144	262	26	1	30	97	9	2	12	61	117	*44	9	5
2002	<i>Fukuoka</i>	.259	114	428	64	111	181	14	1	18	53	5	2	10	27	84	21	7	6
2003	<i>Fukuoka</i>	.340	135	515	*112	175	295	37	1	27	109	1	6	14	81	81	*42	6	10
2004	<i>Fukuoka</i>	.333	124	510	96	170	280	34	2	24	89	0	*8	9	47	90	18	5	6
2005	WHITE SOX	.278	135	511	74	142	224	25	6	15	71	11	6	6	47	114	15	5	14
2006	WHITE SOX	.281	138	555	97	156	234	24	0	18	67	8	2	3	59	110	11	5	8
JAPAN TOTALS		.271	894	3175	524	860	1496	159	15	149	507	41	27	72	321	702	159	45	63
A.L. TOTALS		.280	273	1066	171	298	458	49	6	33	138	19	8	9	106	224	26	10	22
M.L. TOTALS		.280	273	1066	171	298	458	49	6	33	138	19	8	9	106	224	26	10	22

*Led League *Italics indicates independent or foreign league*

— Signed by the White Sox as a free agent (1/27/05).

DIVISION SERIES RECORD

YEAR	CLUB	AVG	G	AB	R	H	TB	2B	3B	HR	RBI	SH	SF	HB	BB	SO	SB	CS	E
2005	SOX vs. Bos.	.250	3	12	1	3	6	0	0	1	4	1	0	0	0	3	0	0	0

LEAGUE CHAMPIONSHIP SERIES RECORD

YEAR	CLUB	AVG	G	AB	R	H	TB	2B	3B	HR	RBI	SH	SF	HB	BB	SO	SB	CS	E
2005	SOX vs. LAA	.176	5	17	4	3	4	1	0	0	0	2	0	3	1	6	0	1	0

WORLD SERIES RECORD

YEAR	CLUB	AVG	G	AB	R	H	TB	2B	3B	HR	RBI	SH	SF	HB	BB	SO	SB	CS	E
2005	SOX vs. Hou.	.167	4	18	2	3	3	0	0	0	1	0	0	0	1	3	0	0	0



IGUCHI'S STATISTICAL BREAKDOWN

	2006						CAREER					
	AVG	G	AB	H	HR	RBI	AVG	G	AB	H	HR	RBI
Baltimore	.333	4	15	5	1	5	.372	11	43	16	1	11
Boston	.286	5	21	6	1	2	.286	11	42	12	3	7
Cleveland	.297	17	64	19	1	6	.267	34	131	35	4	15
Detroit	.242	17	66	16	3	6	.260	33	127	33	4	13
Kansas City	.269	17	67	18	1	5	.273	31	121	33	3	17
Los Angeles-AL	.303	8	33	10	0	6	.271	16	59	16	0	10
Minnesota	.262	15	65	17	1	5	.298	30	124	37	1	10
New York-AL	.480	6	25	12	1	2	.378	11	45	17	3	4
Oakland	.200	3	10	2	0	0	.229	9	35	8	0	2
Seattle	.200	8	35	7	1	4	.217	17	69	15	2	8
Tampa Bay	.227	6	22	5	2	3	.244	12	45	11	2	6
Texas	.306	9	36	11	1	3	.310	16	58	18	2	6
Toronto	.176	8	34	6	0	1	.250	13	56	14	2	4
Interleague	.355	15	62	22	5	19	.297	29	111	33	6	25
Arizona	—	—	—	—	—	—	.167	3	12	2	0	0
Chicago-NL	.348	6	23	8	3	7	.324	10	37	12	4	9
Cincinnati	.333	2	9	3	0	1	.333	2	9	3	0	1
Colorado	—	—	—	—	—	—	.125	2	8	1	0	2
Houston	.250	2	8	2	2	7	.250	2	8	2	2	7
Los Angeles-NL	—	—	—	—	—	—	.200	2	5	1	0	1
Pittsburgh	.444	2	9	4	0	0	.444	2	9	4	0	0
St. Louis	.385	3	13	5	0	4	.385	3	13	5	0	4
San Diego	—	—	—	—	—	—	.300	3	10	3	0	1
Home	.313	69	278	87	12	41	.309	141	551	170	19	75
Road	.249	69	277	69	6	26	.249	132	515	128	14	63
Day	.337	45	184	62	9	29	.304	89	342	104	18	56
Night	.253	93	371	94	9	38	.268	184	724	194	15	82
vs. Left	.252	—	206	52	6	19	.261	—	352	92	12	46
vs. Right	.298	—	349	104	12	48	.289	—	714	206	21	92
Grass	.292	123	493	144	16	62	.286	246	959	274	30	126
Turf	.194	15	62	12	2	5	.224	27	107	24	3	12
Pre-ASG	.287	72	303	87	10	40	.284	145	582	165	15	73
Post ASG	.274	66	252	69	8	27	.275	128	484	133	18	65
RISP	.318	—	129	41	6	51	.288	—	260	75	11	105
Bases Loaded	.400	—	10	4	2	11	.333	—	15	5	2	16
April	.322	21	87	28	2	13	.327	41	165	54	2	22
May	.260	23	96	25	4	10	.267	48	187	50	8	25
June	.296	23	98	29	2	14	.272	44	180	49	3	22
July	.297	18	74	22	4	11	.295	38	149	44	7	21
August	.237	28	114	27	2	7	.246	51	203	50	7	17
Sept./Oct.	.291	25	86	25	4	12	.280	51	182	51	6	31
As PH	—	—	—	—	—	—	.750	5	4	3	1	6
As DH	.500	1	2	1	0	0	.500	1	2	1	0	0

IGUCHI'S CAREER BY PARK

Park	AVG	AB	H	HR	RBI
Camden Yards	.522	23	12	1	8
Fenway Park	.250	20	5	1	2
U.S. Cellular	.309	551	170	19	75
Jacobs Field	.153	59	9	2	5
Comerica	.227	66	15	1	3
Kauffman	.226	53	12	1	9
Angel	.324	34	11	0	7
Metrodome	.259	54	14	1	7
Yankee	.300	20	6	1	2
McAfee	.217	23	5	0	2
SAFECO	.185	27	5	2	6
Tropicana	.190	21	4	1	3
Ameriquet Field	.296	27	8	0	1
Rogers Centre	.188	32	6	1	2
Wrigley	.250	20	5	2	2
Great American	.333	9	3	0	1
Coors	.125	8	1	0	2
PNC	.444	9	4	0	0
PETCO	.300	10	3	0	1

Iguchi's Game Bests

Hits — 4 (4x, last 7/16/06 at NYY)
HR — 2 (twice, last 6/25/06 vs. Hou.)
GS — 1 (twice, last 6/25/06 vs. Hou.)
RBI — 7 (6/25/06 vs. Hou.)
SB — 2 (5/11/05 at T.B.)
Hitting Streak — 12 (2x, last 8/29-9/10/06)

Iguchi's Fielding — 2B


Year, Club	Pct.	G	PO	A	E	TC	DP
2005, Sox	.978	133	235	375	14	624	85
2006, Sox	.988	136	269	371	8	648	76
Totals	.983	269	504	746	22	1272	161

Iguchi's Grand Slams

No.	Date	Opp.	Inn.	Pitcher
1	5/20/06	vs. Cubs	2nd	Rich Hill
2	6/25/06	vs. Hou.	9th	Brad Lidge

Iguchi's MultiHR Games

No.	Date	Opp.	Pitchers
2	5/20/06	vs. Cubs	Hill (2)
2	6/25/06	vs. Hou.	Springer/Lidge



BOBBY JENKS

45

Given Name: Robert Scott Jenks

Position: Pitcher

Bats: Right

Throws: Right

Height: 6-3

Weight: 275

Opening Day Age: 26

Born: March 14, 1981, Mission Hills, Calif.

Resides: Hinsdale, Ill.

First Pro Contract: Anaheim Angels, selected in the fifth round, June 2000 First-Year Player Draft.

Sox Acquisition: Claimed off waivers from the Anaheim Angels, December 17, 2004.

Major League Service: One year, 90 days.

Contract Status: Signed through 2007.




PLAYERS

■ **2006:** Recorded 41 saves in his first full season in the major leagues, the third-highest total in White Sox history ... became the third pitcher in baseball history to record at least 40 saves in either his first or second season in the major leagues, joining Seattle's Kaz Sasaki (45 in 2001, second season) and Washington's Chad Cordero (47 in 2005, second season) ... finished third in the American League Rolaids Relief Man standings with 117 points ... was named one of 10 finalists for the DHL Major League Baseball "Delivery Man of the Year" ... ranked third in the AL in saves and sixth in save percentage (91.1) ... averaged 10.3 strikeouts per 9.0 IP (80 SO/69.2 IP), eighth-best among AL relievers ... was named to his first AL All-Star Team (did not pitch) after going 2-1 with a 2.83 ERA (13 ER/41.1 IP) and 26 saves in 27 chances in the first half ... his 26 saves at the All-Star Break tied Roberto Hernandez (1996) for the second-highest total in Sox history ... compiled a 5.72 ERA (18 ER/28.1 IP) with 15 saves in 18 chances after the break ... was 3-2 with a 3.00 ERA (14 ER/42.0 IP) at home and 0-2 with a 5.53 ERA (17 ER/27.2 IP) and all five home runs allowed on the road ... allowed 16.7 percent (5-30) of his inherited runners to score, the second-best mark in the AL ... limited first batters to a .197 (12-61) average ... 46 of his 67 appearances were scoreless ... threw more than 1.0 IP 13 times and went a season-high 2.2 IP on two occasions (7/9 vs. Boston and 8/8 vs. the Yankees) ... pitched in back-to-back games 17 times and on one day of rest 16 times ... all five of his home runs allowed came vs. right-handed hitters ... opponents hit .247 (21-85) with runners in scoring position, but just .150 (6-40) with RISP and two outs ... limited batters to a .115 (15-130) average with two strikes ... made his first Opening Day roster ... his ERA was 2.77 on 5/4 but he allowed five runs in 1.2 IP over his next three appearances as his ERA rose to 5.52 ... suffered first blown save on 5/5 vs. the Royals, ending his string of 12 consecutive saves converted dating to 2005 ... over his next 20 games from 5/14-7/1, gave up just one run on 11 hits in 22.1 IP with 15 saves in 15 chances, lowering his ERA to 2.41 ... received the DHL Delivery Man of the Month Award for June after posting 10 saves with a 0.60 ERA (1 ER/15.0 IP) ... picked up the save on 7/5 vs. Baltimore but did not pitch in a save situation again until 7/28 at Baltimore ... allowed 12 runs in 11 games from 7/5-8/4 (12.1 IP) ... matched his season high with 2.2 IP and four strikeouts in his only win on 8/8 vs. the Yankees ... posted back-to-back blown saves for the first time in his career on 9/4 at Boston and 9/8 vs. Cleveland ... left the team in Boston on 9/5 to undergo an MRI on his right hip in Chicago (results were negative) ... became the third Sox pitcher to reach the 40-save mark on 9/11 at Los Angeles ... was ranked by *Baseball America* as the No. 1 Prospect in the Sox organization entering the season.

White Sox Save Leaders

Player	Year	No.
Bobby Thigpen	1990	*57
Keith Foulke	2001	42
Bobby Jenks	2006	41
Roberto Hernandez	1996	38
Roberto Hernandez	1993	38

*Major-League Record



MAJOR LEAGUE HIGHLIGHTS

■ **Career:** Has converted 88.7 (47-53) percent of his save situations ... ranks 11th on the White Sox all-time saves list, two behind Bob Howry (49) ... has averaged 10.7 strikeouts per 9.0 IP (130 SO/109.0 IP) ... made the American League All-Star Team in 2006.

■ **2005:** Appeared in 32 games in relief with the White Sox in his first major-league season ... averaged 11.44 strikeouts per 9.0 IP (50 SO/39.1 IP), sixth-best among AL relievers ... limited opponents to a .225 (34-151) average ... lefties batted just .105 (6-57) and right-handers .298 (28-94) ... was successful on six of eight save chances and posted three holds ... 24 of his 32 outings were scoreless ... recorded at least one strikeout in 25 of 32 outings, including two or more 16 times ... compiled a 2.13 ERA (9 ER/38.0 IP) after the All-Star Break, including a streak of 16.0 consecutive IP without allowing an earned run from 8/16-9/13 ... was recalled from Class AA Birmingham on 7/5 ... made his major-league debut on 7/6 vs. Tampa Bay, pitching a scoreless ninth inning

with two strikeouts ... reached 101-mph on the radar gun on 7/27 at Kauffman Stadium ... earned his first career hold on 7/30 at Baltimore ... threw 2.0 scoreless IP on 8/2 vs. Toronto and 8/5 vs. Seattle ... retired Gary Sheffield, Alex Rodriguez and Hideki Matsui in succession on 8/8 at New York ... threw 3.0 scoreless IP on 8/16 vs. Minnesota with four strikeouts ... posted his first save on 8/25 vs. Minnesota ... matched career highs on 9/9 vs. the Angels with 3.0 scoreless IP and five strikeouts ... his streak of 11 straight outings without allowing an earned run (16.0 IP) ended on 9/15 at Kansas City ... earned his first major-league victory on 9/16 at Minnesota, retiring all four batters faced ... recorded his third save on 9/18 at Minnesota, striking out Matthew LeCroy to end the game ... suffered his first two career blown saves in back-to-back outings on 9/19-20 vs. Cleveland and his first career loss on 9/22 vs. Minnesota ... saved the AL Central division-clinching win at Detroit on 9/29 ... also saved the first two games of the season-ending, three-game sweep at Cleveland which eliminated the Indians from playoff contention.

A Series of Firsts

Bobby Jenks pitched a scoreless ninth inning in Game 4 of the 2005 World Series at Houston, becoming the first first rookie in major-league history to earn the save in the clinching game of the Fall Classic ... Jenks also was the first rookie to finish the clinching game for the winning team in the World Series since Larry Sherry of the Dodgers won Game 6 in 1959 at Chicago ... he saved Game 1 vs. the Astros, becoming the first rookie to earn a save in the World Series since Atlanta's Pedro Borbon Jr. (Game 4, 1995) ... Jenks also saved Game 2 of the 2005 ALDS vs. Boston with 2.0 scoreless IP, becoming the second pitcher in the last 30 years to record a save of six or more outs in his postseason debut (St. Louis' Steve Kline in the 2001 NLDS).

POSTSEASON HIGHLIGHTS

■ **2005:** Posted a 2.25 ERA (2 ER/8.0 IP) with four saves and eight strikeouts in six relief appearances for the World Champion White Sox ... was four of five in save situations ... pitched in all four World Series contests, saving two games (2 ER/5.0 IP) ... became the first rookie in major-league history to earn the save in the clinching game of the World Series in Game 4 at Houston with a scoreless ninth inning ... also was the first rookie to finish the clinching game for the winning team in the Fall Classic since the Dodgers' Larry Sherry won Game 6 of the 1959 World Series ... tossed 2.0 scoreless IP in Game 3 of the World Series ... suffered his only blown save of the postseason in Game 2 of the World Series (2 ER/0.2 IP), allowing a two-run single to Houston's Jose Vizcaino ... picked up the save in Game 1 of the World Series, striking out three ... became the first rookie to earn a save in the World Series since Atlanta's Pedro Borbon Jr. (Game 4 of the 1995 WS) ... did not pitch in the ALCS ... earned the save in Game 2 and 3 of the ALDS vs. Boston ... saved Game 2 against the Red Sox with 2.0 scoreless IP, becoming the second pitcher in the last 30 years to record a save of six or more outs in his postseason debut (St. Louis' Steve Kline in the 2001 NLDS).

MINOR LEAGUE HIGHLIGHTS

■ **2005:** Was 1-2 with 19 saves, a 2.75 ERA (13 ER/41.0 IP) and 48 strikeouts in 35 games with Class AA Birmingham while being used out of the bullpen for the first time in his career ... was tied for the Southern League lead in saves at the time of his promotion ... limited opponents to a .227 (35-154) average and struck out 10.5 batters per 9.0 IP ... was converted to a reliever by the Sox after being claimed off waivers on 12/17/04.

■ **2004:** Was ranked by *Baseball America* prior to the season as the No. 5 Prospect in the Anaheim organization ... missed most of season with an injured right elbow, making just five starts between Class AAA Salt Lake, Rookie Angels and Class A Rancho Cucamonga ... was on the disabled list from 4/20-6/23 and again from 6/28 through the remainder of the season ... last outing came in rehab assignment at Rancho Cucamonga on 6/27 ... was claimed off waivers from Anaheim on 12/17/04 (acquisition recommended by Gary Pellant and Bill Young).

■ **2003:** Spent the season at Class AA Arkansas, going 7-2 with a 2.17 ERA (20 ER/83.0 IP) and 103 strikeouts in 16 starts ... set career bests in wins, ERA and starts ... missed most of the first three months with right elbow irritation ... averaged 11.2 strikeouts per 9.0 IP ... allowed just two home runs, an average of 0.22 per 9.0 IP ... limited opponents to a .191 (56-293) average ... won five straight decisions from 7/6-8/14 ... struck out season-high 10 on 8/26 at Midland ... named organization Player of the Month for August after going 3-1 with a 0.82 ERA (3 ER/33.0 IP) in six starts ... made one rehab start for Rookie Mesa ... pitched for San Juan in the Puerto Rican Winter League, going 5-1 with a 3.14 ERA (18 ER/51.2 IP) and 47 strikeouts in 11 games (eight starts) ... led the league in wins and complete games (two) and ranked second in strikeouts.

■ **2002:** Combined to go 6-11 with a 4.71 ERA (65 ER/124.1 IP) and a career-high 122 strikeouts in 21 games (20 starts) between Arkansas and Class A Rancho Cucamonga ... averaged 8.8 strikeouts per 9.0 IP ... began the season at Arkansas but was transferred to Rancho Cucamonga on 6/19 ... pitched for Scottsdale in the Arizona Fall League, going 1-1 with a 1.08 ERA (5 ER/41.2 IP) and 54 strikeouts in nine starts ... led the league in strikeouts for the second straight season, becoming the second player in AFL history to lead the same category two consecutive seasons ... was named AFL Player of the Week for 10/8-13.

■ **2001:** Made a career-high 23 starts between Class A Cedar Rapids (21) and Arkansas (2) ... led the Kernels in starts and strikeouts (98) ... led the AFL with 49 strikeouts while pitching for Scottsdale.

■ **2000:** Made pro debut at Advanced Rookie Butte ... ranked second in the Pioneer League in losses (7) and fourth in walks (44) ... was recommended/signed by Angels scout Jack Uhley.

COMMUNITY INVOLVEMENT

■ Among his charitable activities in 2006, made Public Service Announcements for KinderVision in support of child safety and also for Gateway Green ... also worked a camp and signed autographs at a Chicago White Sox Training Academy.

MISCELLANEOUS/PERSONAL

■ Married Adele ... has two children: Cuma and Nolan ... participated in Major League Baseball's Career Development seminar in January 2003 ... attended Inglemoor High School in Bothell, Wash.

YEAR	CLUB	W-L	PCT	ERA	G	GS	CG	SHO	SV	IP	H	R	ER	HR	HB	BB-I	SO	WP	BK
2000	Butte	1-7	.125	7.86	14	12	0	0	0	52.2	61	57	46	2	5	44-0	42	19	2
2001	Cedar Rapids	3-7	.300	5.27	21	21	0	0	0	99.0	90	74	58	10	12	64-0	98	13	1
	Arkansas	1-0	1.000	3.60	2	2	0	0	0	10.0	8	5	4	0	2	5-0	10	3	0
2002	Arkansas	3-6	.333	4.66	10	10	1	0	0	58.0	49	34	30	2	2	44-0	58	2	1
	Rancho Cucu.	3-5	.375	4.75	11	10	1	1	0	66.1	50	42	35	4	4	46-0	64	11	2
2003	Arkansas	7-2	.217	2.17	16	16	0	0	0	83.0	56	23	20	2	2	51-0	103	6	0
	AZL Angels	0-0	.000	0.00	1	1	0	0	0	4.0	2	0	0	0	0	0-0	5	0	0
2004	Salt Lake	0-1	.000	8.76	3	3	0	0	0	12.1	19	15	12	1	1	6-0	13	0	0
	Rancho Cucu.	0-1	.000	19.64	1	1	0	0	0	3.2	5	8	8	0	1	7-0	3	0	0
	AZL Angels	0-0	.000	8.10	1	1	0	0	0	3.1	2	3	3	0	0	3-0	5	1	0
2005	Birmingham	1-2	.333	2.85	35	0	0	0	19	41.0	34	17	13	1	4	20-0	48	6	0
	WHITE SOX	1-1	.500	2.75	32	0	0	0	6	39.1	34	15	12	3	1	15-3	50	4	0
2006	WHITE SOX	3-4	.429	4.00	67	0	0	0	41	69.2	66	32	31	5	2	31-10	80	3	0
MINOR TOTALS		19-31	.380	4.76	115	77	2	1	19	433.1	376	278	229	22	33	290-0	449	61	6
A.L. TOTALS		4-5	.444	3.55	99	0	0	0	47	109.0	100	47	43	8	3	46-13	130	7	0
M.L. TOTALS		4-5	.444	3.55	99	0	0	0	47	109.0	100	47	43	8	3	46-13	130	7	0

– Selected by Anaheim in the fifth round of First-Year Player Draft (6/00).

– On Cedar Rapids disabled list with right shoulder strain (5/26-6/22/01).

– On Arkansas disabled list with right elbow strain (5/5-7/6/03); included rehabilitation assignment to Rookie Angels (6/30-7/5/03).

– On Salt Lake disabled list with right elbow irritation (4/20-6/23/04); included rehabilitation assignment to Rookie Angels (6/22-23/04).

– On Salt Lake disabled list with right elbow irritation (6/28/04-remainder of season).

– Claimed by the White Sox off waivers from Anaheim (12/17/04).

DIVISION SERIES RECORD

YEAR	CLUB	W-L	PCT	ERA	G	GS	CG	SHO	SV	IP	H	R	ER	HR	HB	BB-I	SO	WP	BK
2005	SOX vs. Bos.	0-0	.000	0.00	2	0	0	0	2	3.0	1	0	0	0	0	1-0	1	0	0

WORLD SERIES RECORD

YEAR	CLUB	W-L	PCT	ERA	G	GS	CG	SHO	SV	IP	H	R	ER	HR	HB	BB-I	SO	WP	BK
2005	SOX vs. Hou.	0-0	.000	3.60	4	0	0	0	2	5.0	3	2	2	0	1	2-0	7	0	0

ALL-STAR GAME RECORD

YEAR	SITE	W-L	PCT	ERA	G	GS	CG	SHO	SV	IP	H	R	ER	HR	HB	BB-I	SO	WP	BK
2006	A.L., Pittsburgh																		

DID NOT PITCH

Slam The Door

Bobby Jenks ranked third in the major leagues with 41 saves in 2006 and sixth with a 91.1 (41-45) save percentage. His 41 saves are the third-highest total in Sox history, trailing Bobby Thigpen (major-league record 57 in 1990) and Keith Foulke (42 in 2001), and his 91.1 save percentage is second to Foulke (93.3 in 2001). Jenks is the third pitcher in history to record at least 40 saves in either his first or second season in the major leagues, joining Seattle's Kaz Sasaki (45 in 2001, second season) and Washington's Chad Cordero (47 in 2005, second season).

JENKS' STATISTICAL BREAKDOWN

	2006						CAREER					
	ERA	W-L	SV	IP	ER	SO	ERA	W-L	SV	IP	ER	SO
Baltimore	9.82	0-1	3	3.2	4	5	9.00	0-1	3	4.0	4	5
Boston	7.36	0-0	0	3.2	3	2	7.94	0-0	0	5.2	5	7
Cleveland	5.79	0-0	2	4.2	3	5	5.63	0-0	4	8.0	5	10
Detroit	2.08	0-0	7	8.2	2	13	1.17	0-0	8	15.1	2	25
Kansas City	7.04	0-1	7	7.2	6	8	4.70	0-1	8	15.1	8	14
Los Angeles-AL	12.00	0-1	2	3.0	4	2	6.00	0-1	2	6.0	4	7
Minnesota	2.45	0-0	3	7.1	2	10	3.21	1-1	5	14.0	5	19
New York-AL	3.86	1-0	1	4.2	2	5	2.57	1-0	1	7.0	2	8
Oakland	0.00	1-0	1	3.1	0	5	7.36	1-0	1	3.2	3	5
Seattle	2.08	1-0	1	4.1	1	3	1.29	1-0	1	7.0	1	6
Tampa Bay	0.00	0-0	3	3.0	0	4	0.00	0-0	3	4.0	0	6
Texas	4.50	0-1	2	4.0	2	5	3.38	0-1	2	5.1	2	5
Toronto	3.00	0-0	3	3.0	1	4	1.80	0-0	3	5.0	1	4
Interleague	1.04	0-0	6	8.2	1	9	1.04	0-0	6	8.2	1	9
Chicago-NL	0.00	0-0	1	1.0	0	1	0.00	0-0	1	1.0	0	1
Cincinnati	9.00	0-0	1	1.0	1	2	9.00	0-0	1	1.0	1	2
Houston	0.00	0-0	1	2.2	0	1	0.00	0-0	1	2.2	0	1
Pittsburgh	0.00	0-0	2	2.0	0	2	0.00	0-0	2	2.0	0	2
St. Louis	0.00	0-0	1	2.0	0	3	0.00	0-0	1	2.0	0	3
Home	3.00	3-2	19	42.0	14	46	3.02	3-3	19	62.2	21	75
Road	5.53	0-2	22	27.2	17	34	4.27	1-2	28	46.1	22	55
Day	4.43	0-1	13	22.1	11	20	3.41	0-1	17	31.2	12	33
Night	3.80	3-3	28	47.1	20	60	3.61	4-4	30	77.1	31	97
Grass	3.98	3-4	35	63.1	28	68	3.60	3-5	39	100.0	40	114
Turf	4.26	0-0	6	6.1	3	12	3.00	1-0	8	9.0	3	16
Pre-ASG	2.83	2-1	26	41.1	13	49	3.38	2-1	26	42.2	16	51
Post ASG	5.72	1-3	15	28.1	18	31	3.66	2-4	21	66.1	27	79
March/April	3.72	0-0	7	9.2	4	9	3.72	0-0	7	9.2	4	9
May	3.86	2-1	7	11.2	5	17	3.86	2-1	7	11.2	5	17
June	0.60	0-0	10	15.0	1	16	0.60	0-0	10	15.0	1	16
July	7.94	0-2	4	11.1	10	13	6.30	0-2	4	20.0	14	26
August	1.84	1-0	10	14.2	3	13	1.65	1-0	11	27.1	5	26
Sept./Oct.	9.82	0-1	3	7.1	8	12	4.97	1-2	8	25.1	14	36

JENKS' CAREER BY PARK

Park	ERA	W-L	IP	ER	SO
Camden Yards	10.13	0-1	2.2	3	1
Fenway	11.57	0-0	2.1	3	3
U.S. Cellular	3.02	3-3	62.2	21	75
Jacobs Field	3.00	0-0	3.0	1	6
Comerica	2.84	0-0	6.1	2	9
Kauffman	3.60	0-0	10.0	4	10
Angel	6.00	0-1	3.0	2	2
Metrodome	3.00	1-0	6.0	2	10
Yankee	9.00	0-0	2.0	2	2
SAFECO	5.40	0-0	1.2	1	0
Tropicana	0.00	0-0	1.0	0	3
Amerquest	0.00	0-0	2.1	0	1
Rogers Centre	4.50	0-0	2.0	1	3
Wrigley	0.00	0-0	1.0	0	1
Great American	9.00	0-0	1.0	1	2
PNC	0.00	0-0	2.0	0	2

Jenks' Game Bests

Hits — 0 (twice, last 8/5/05 vs. Sea., 2.0 IP)
SO — 5 (twice, last 9/9/05 vs. LAA, 3.0 IP)
BB — 0 (8/16/05 vs. Min., 3.0 IP)
IP — 3.0 (twice, last 9/9/05 vs. LAA)
Win Streak — None
Consecutive Saves — 17 (5/7-7/29/06)
Consecutive Scoreless IP — 14.0 (5/14-6/13)


Jenks' Fielding — P

Year, Club	Pct.	G	PO	A	E	TC	DP
2005, Sox	.833	32	2	3	1	6	0
2006, Sox	.917	67	5	6	1	12	1
Totals	.889	99	7	9	2	18	1



PAUL KONERKO

14



PLAYERS

Given Name: Paul Henry Konerko

Position: First Baseman

Bats: Right

Throws: Right

Height: 6-2

Weight: 215

Opening Day Age: 31

Born: March 5, 1976, Providence, R.I.

Resides: Scottsdale, Ariz.

First Pro Contract: Los Angeles Dodgers, selected in the first round (13th overall), June 1994 free agent draft.


Sox Acquisition: Obtained from the Cincinnati Reds in exchange for outfielder Mike Cameron, November 10, 1998.

Major League Service: Eight years, 141 days.

Contract Status: Signed through 2010 (signed a five-year contract on November 30, 2005).

■ **2006:** Recorded 30 home runs and 100 RBI for the third consecutive season and fourth time in his career ... established a career high with a .313 average, the third straight season his average has increased (.234 in 2003, .277 in 2004 and .283 in 2005) ... his 113 RBI fell four short of his season best of 117 set in 2004 ... increased his average from .283 to .313 and his RBI from 100 to 113 from 2005 ... fell five home runs short of becoming the first player in White Sox history to hit 40-plus home runs in three straight seasons ... was one of a franchise-record four Sox players to hit 30 home runs, joining Joe Crede (30), Jermaine Dye (44) and Jim Thome (42) ... was named to his third career All-Star Team (also 2002 and 2005), going 2-2 with a two-out single in the ninth inning

... was one of six American League finalists for the Hank Aaron Award, given to the player with the Best Overall Performance (also a finalist in 2005) ... received three votes in the AL Most Valuable Player balloting ... ranked among the AL leaders in multiple categories (see box at right) ... moved past Carlton Fisk (214) and Harold Baines (221) into second-place on the club's all-time home run list with 238 ... recorded his seventh 20-homer season with the Sox, tied with Baines for second in club history ... 21 of his 35 home runs came in the first half ... tied for ninth in the AL with 18 solo homers ... hit .366 (52-142) with runners in scoring position and .309 (17-55) with RISP and two outs ... batted .318 (62-195) vs. left-handers and .310 (115-371) vs. righties ... drew 60 walks, down from a career-best 81 in 2005 ... led the Sox with nine sacrifice flies ... recorded six multihomer games (19 in his career) ... homered in consecutive games four times (22 times in his career) and posted a team-best 54 multihit efforts ... had 25 games with two RBI or more ... drove in at least 20 RBI in April, May and June ... made 139 starts at first base (.315, 31 HR, 103 RBI) and 12 as designated hitter (.273, 3 HR, 9 RBI) ... grounded into 25 double plays, up from nine in 2005 ... committed six errors for a .995 fielding percentage ... made his eighth consecutive Opening Day start (sixth straight at first base) ... began the season with one hit in his first 13 at-bats, but was 31-70 (.443) in his next 19 games ... recorded his 200th career double on 4/16 vs. Toronto ... posted his 15th career multihomer game on 5/21 vs. the Cubs with a pair of solo shots off Carlos Zambrano ... hit his 215th home run with the Sox on 5/23 vs. Oakland, moving past Fisk into third place in club history ... named AL Player of the Week for 6/12-18 after hitting .522 (12-23) with one homer and seven RBI ... moved past Baines into second place on the club's all-time home run list with No. 222 on 6/25 vs. Houston ... hit his second career pinch home run on 7/1 at the Cubs (also 7/2/03 vs. Minnesota) ... sat out on 8/2 at Kansas City after leaving on 8/1 with a contusion above his left elbow ... hit a solo homer off New York's Mariano Rivera on 8/8 to send the game into extra innings (Sox won, 6-5) ... ended his string of 65 at-bats without a home run on 8/25 vs. Minnesota ... reached base safely in eight straight plate appearances on 9/8-9 ... drove in a season-high five runs on 9/9 vs. Cleveland ... recorded his 19th career multihomer game on 9/24 vs. Seattle ... hit .368 (25-68) over his last 19 games ... is the longest current tenured member of the White Sox (1999-).



Konerko Among AL Leaders In 2006

Category	Rank	No.
Average w/RISP	4th	.366
Home Runs	T8th	35
Slugging Pct.	9th	.951
RBI	T9th	113
HR Ratio	10th	16.17
Total Bases	11th	312

MAJOR LEAGUE HIGHLIGHTS

■ **Career:** Ranks second in White Sox history with 238 home runs, fourth with a .505 slugging percentage and sixth with 465 extra-base hits and 776 RBI ... needs nine extra-base hits to tie Nellie Fox and Minnie Minoso for fourth in club history at 474, 28 RBI to tie Eddie Collins for fifth at 804, 156 total bases to tie Minoso for sixth at 2,346 and 64 hits to tie Buck Weaver for 10th at 1,308 ... has averaged .287 with 30 home runs and 97 RBI in eight seasons with the Sox ... his 116 home runs combined over the last three seasons

White Sox All-Time Home Run Leaders

CAREER

Player	HR
Frank Thomas	448
Harold Baines	221
Paul Konerko	238
Carlton Fisk	214
Magglio Ordonez	187

SEASON

Player	Year	HR
Albert Belle	1998	49
Jermaine Dye	2006	44
Frank Thomas	2000	43
Jim Thome	2006	42
Frank Thomas	2003	42
Paul Konerko	2004	41
Frank Thomas	1993	41
Paul Konerko	2005	40
Frank Thomas	1996	40
Frank Thomas	1995	40

(2004-06) are tied for fourth-most in the American League and are the third-highest total in a three-year span in Sox history behind only Frank Thomas (twice, 119 from 1993-95 and 118 from 1994-96) ... finished sixth in the 2005 AL Most Valuable Player voting (128 points) ... was named AL Comeback Player of the Year in 2004 after finishing third in the league with 41 home runs ... has been named to three AL All-Star Teams (2002, 2005-06), going 4-5 with two doubles and two RBI ... is one of two players in White Sox history to hit 40 home runs in back-to-back seasons (2004-05), joining Thomas (1995-96) ... was named to his first AL All-Star Team in 2002, tying a Midsummer Classic record with two doubles ... his 140 home runs at U.S. Cellular Field rank second in Sox history ... has 19 career multihomer games (last, 9/24/06 vs. Seattle) ... was named AL Player of the Week for 8/25-31/03 and 6/12-18/06 and AL Player of the Month in June 2002 ... owns six game-ending RBI with the Sox: a sacrifice fly on 8/14/99 vs. Texas (off Jeff Zimmerman), solo home run on 4/25/01 vs. Oakland (Chad Bradford), RBI single on 4/29/01 vs. Seattle (Ryan Franklin), solo homer on 6/3/01 vs. Detroit (Matt Anderson) and singles on 5/28/04 vs. Anaheim (Ramon Ortiz) and 9/22/04 vs. Minnesota (Joe Roa) ... has homered in back-to-back games 22 times in his career ... has twice homered in a career-high four straight games (last on 9/4-7/05) and has twice homered in three straight games ... his inside-the-park home run on 4/11/00 at Tampa Bay was the first by a White Sox player since Ron Karkovice on 8/30/90 at Minnesota ...

is a career .383 (41-107) batter with six home runs and 115 RBI with the bases loaded ... his 37 career interleague home runs are tied for seventh all-time, while his 107 RBI rank eighth ... has made six consecutive Opening Day starts at first base with the Sox, one shy of matching Earl Sheely (1921-27) and Thomas (1991-97) for the club record.

■ **2005:** Finished sixth in the American League Most Valuable Player voting after recording 40 home runs and 100 RBI for the second straight season ... finished with 128 points, including two third-place votes ... joined Frank Thomas (1995-96) as the only two players in White Sox history to hit 40 home runs in back-to-back seasons ... was named to his second AL All-Star Team (also 2002) ... was one of six AL finalists for the Hank Aaron Award, given to the player with the Best Overall Offensive Performance ... established a career high in walks (81), on-base percentage (.375) and games (158), while his .283 average was his highest since 2002 (.304) ... ranked among the AL leaders in home runs (5th), walks (5th, 81), home run ratio (6th, 14.38), slugging percentage (9th, .534) and total bases (10th, 307) ... moved past Magglio Ordonez (187) into fifth place on the White Sox home run list on 8/4 ... batted .249 (77-309) with 20 home runs and 55 RBI prior to the All-Star Break and .323 (86-266) with 20 homers and 45 RBI after the Midsummer Classic ... 28 of his home runs came off right-handers and 24 were solo, the third-most in the AL ... 18 of his homers came with two strikes ... homered in back-to-back games seven times, including a career-best four straight from 9/4-7 ... hit .292 at home and .276 on the road ... increased his average each of the first four months, .218 in April, .228 in May, .293 in June and .315 in July ... ranked third in the AL with nine home runs in August ... was 33-134 (.246) with runners in scoring position and 13-74 (.176) with RISP and two outs ... hit .291 (160-549) batting fourth and .115 (3-26) in six games when hitting third ... batted .280 (149-532) with 37 home runs and 89 RBI at first base (146 games), and .326 with three homers and 10 RBI as designated hitter (11 games) ... hit .330 (35-106) with 11 home runs and 29 RBI in 30 games vs. the AL East, including 10 RBI in nine games vs. Toronto ... posted 48 multihit games and 25 multiRBI efforts ... hit two home runs on 4/16 vs. Seattle and 5/7 at Toronto (13 in career) ... grounded into just nine double plays after totaling 51 in the previous two campaigns ... committed five errors and compiled a .996 fielding percentage ... batted .330 (91-276) after his average reached a season low .238 on 7/8 ... hit seven home runs in his first 14 games before being held homerless in 24 of his next 25 ... snapped an 0-26 slump by going 1-3 on 5/6 at Toronto ... recorded his 13th career multihomer game with a season-high five RBI on 5/7 at Toronto ... hit safely in a season-best 13 straight games from 6/3-17 (.367, 18-49) ... recorded his 1,000th career hit on 6/7 at Colorado (double) ... collected a career-high five hits on 7/10 vs. Oakland, going 5-6 with a solo home run ... hit his 200th career homer and 30th of the season on 8/13 at Boston, the third time he reached the 30-home run plateau ... homered in four straight games for the second time in his career on 9/5-8 (also 7/29-8/1/03) ... reached the 100-RBI plateau for the third time in his career with a sacrifice fly on 10/2 at Cleveland ... hit .481 (13-27) with an .852 slugging percentage over his last nine games ... made his seventh straight Opening Day start on 4/4 vs. Cleveland.

■ **2004:** Was named Comeback Player of the Year by *The Sporting News* after hitting a career-high 41 home runs ... also was named by the same publication as the first baseman on the AL All-Star Team ... fell two home runs short in his bid to become the first White Sox player to lead

Major-League Home Run Leaders (2004-06)

Player	2004	2005	2006	Total
David Ortiz, BOS	41	47	54	142
Albert Pujols, STL	46	41	49	136
Adam Dunn, CIN	46	40	40	126
Manny Ramirez, BOS	43	45	35	123
Andruw Jones, ATL	29	51	41	121
Alex Rodriguez, NYY	36	48	35	119
Paul Konerko, SOX	41	40	35	116
Mark Teixeira, TEX	38	43	33	114
Alfonso Soriano, CUBS	28	36	46	110
Aramis Ramirez, CUBS	36	31	38	105

White Sox 40/100 Club

Frank Thomas (five times), Paul Konerko (twice), Jermaine Dye, Jim Thome and Albert Belle (once each) are the only players in White Sox history to record at least 40 home runs and 100 RBI in one season ... Thomas (1995-96) and Konerko (2004-05) are the only players in franchise history who have accomplished the feat in back-to-back seasons ... Sox players with 40 home runs and 100 RBI in a single season:

Player, Year	HR	RBI
Jermaine Dye, 2006	44	120
Jim Thome, 2006	42	109
Paul Konerko, 2005	40	101
Paul Konerko, 2004	41	117
Frank Thomas, 2003	42	105
Frank Thomas, 2000	43	143
Albert Belle, 1998	49	152
Frank Thomas, 1996	40	134
Frank Thomas, 1995	40	111
Frank Thomas, 1993	41	128

the AL in home runs since Dick Allen in 1974 ... 41 home runs tied Boston's David Ortiz for second in the AL, two behind the Red Sox Manny Ramirez, and tied Frank Thomas (1993) for the fourth-highest total in franchise history ... his +23 differential in home runs from 2003 was tied with Vinny Castilla for the third-largest increase in the majors ... also ranked among the AL leaders in RBI (6th, 117) and slugging percentage (10th, .535) ... homered once every 13.73 at-bats, the second-best ratio in the league ... 29 homers at home tied for the major-league lead and tied Thomas (2003) and Belle (1998) for the second-highest total in club history (Thomas, 30 in 2000) ... set career highs in home runs, RBI and total bases (301) ... tied for the AL lead among first basemen in home runs (38) and was second in RBI (106) ... recorded five multihomer games ... homered in back-to-back games eight times and three in a row once (7/24-26) ... batted .296 (84-284) with 22 home runs and 59 RBI in the first half but did not make the All-Star Team ... 22 home runs tied Dick Allen (1972) for the sixth-highest total in Sox history before the break ... hit .317 (88-278) with 29 home runs and 70 RBI at home, compared to .239 (68-285) with 12 homers and 47 RBI on the road ... average was .350 (70-200) over final 56 home games ... compiled a .995 (6 E/1,234 TC) fielding percentage at first base ... combined for 18 home runs and 60 RBI vs. AL Central opponents ... hit .500 (10-20) with two home runs and nine RBI vs. the Cubs and .438 (14-32) with three and 10 vs. Anaheim ... was 10-18 (.556) with one home run and 24 RBI with the bases loaded ... hit .346 (18-52) with six homers and 15 RBI in interleague play ... six home runs were tied for third in baseball ... tied for the AL lead with 10 home runs in June and tied for second with nine in September/October ... drove in four runs on three occasions and collected career-high four hits three times ... hit .365 (31-85) from 5/16-6/13 to raise his season average from .229 to .286 ... drove in 21 runs in 16 games from 5/13-29 ... compiled a 13-game hitting streak from 9/9-22, going 19-53 (.358) with five home runs and 14 RBI ... was 6-10 with two home runs and nine RBI in the series win vs. the Cubs on 6/25-27 ... homered with a season-high five RBI on 5/13-2 vs. Baltimore ... was 4-5 with two home runs and 500th career RBI on 5/20 at Minnesota ... hit his 150th career home run on 7/6 vs. Anaheim ... hit eighth career grand slam on 8/3 at Kansas City ... hit game-ending singles on 5/28 vs. Anaheim and 9/22 vs. Minnesota ... made his sixth consecutive Opening Day start on 4/5 at Kansas City.

■ **2003:** Batted a career-low .234 with 18 home runs and 65 RBI ... improved his average from .197 in the first half to .275 after the break ... hit 13 home runs with 43 RBI and a .507 slugging percentage in the second half compared to five homers, 22 RBI and a .300 slugging percentage before the break ... average reached a season-high .256 on 9/7 ... began the season in a 3-24 (.125) slump and ended the year with a 3-49 (.061) drought ... in between, batted .264 (98-371) with 18 home runs and 63 RBI ... led AL first basemen with a career-high .998 (2 E/972 TC) fielding percentage and tied for seventh with 80 assists ... batted .187 (55-294) vs. right-handers but .327 (49-150) vs. lefties, ninth best in the AL ... grounded into 28 double plays, most in baseball ... batted just .098 (4-41) with two RBI in June ... rebounded to hit .342 (25-73) with seven home runs and 24 RBI in July ... his 24 RBI tied for the AL lead, and seven homers tied for ninth ... hit above .300 (.301) for the second straight month in August but dropped to .179 (12-67) in September ... earned first career AL Pepsi Player of the Week award for 8/25-31, going 13-23 (.565) with three home runs, eight RBI and five straight multihit efforts ... homered in a career-high four straight games from 7/29-8/1 ... hit first career pinch home run on 7/2 vs. Minnesota, a solo shot off Eddie Guardado with two outs in the 11th inning to tie game at 6-6 ... Sox won, 8-6, on Frank Thomas' game-ending, two-run homer in the 12th ... recorded game-tying home run and game-winning two-run single on 9/6 vs. Cleveland ... was 3-4 with two home runs and four RBI on 8/26 at New York, his sixth career multihomer game ... hit fifth career grand slam with a career-high six RBI on 7/30 at Kansas City, tying current Sox hitting coach Greg Walker for 10th in Sox history with 113 home runs ... compiled an 11-game hitting streak from 4/19-5/2.

■ **2002:** First-time All-Star batted above .300 and recorded 100 RBI for the first time in his career ... finished second on team in hits (173), doubles (30), slugging percentage (.498), total bases (284), average (.304) and RBI (104) ... teamed with Magglio Ordonez (135) to form the third-highest RBI duo in the AL with 239 ... batted .328 (107-326) with 20 home runs and 71 RBI in the first half, ranking among the AL leaders in each Triple Crown category: average (3rd), home runs (T5th) and RBI (T2nd) ... 71 RBI were fourth most by a Sox player since 1980 ... finished second on team with four multihomer games (all between 6/11-28) ... went 2-2 with two doubles and two RBI in his first All-Star appearance at Milwaukee's Miller Park ... two doubles tied the All-Star Game record ... finished third in the Century 21 All-Star Home Run Derby with 12 home runs ... lost to eventual champion Jason Giambi in semifinals ... batted above .333 in three of the six months ... hit .310 (139-448) with 22 home runs vs. right-handers ... 12 of 27 home runs came with runners on base ... ranked among the AL leaders in average after the sixth inning (3rd, .339), RBI vs. right-handers (8th, 85) and average on a 3-2 count (10th, .348) ... named AL Player of the Month for June (first career monthly honor), after going 33-97 (.340) with 12 home runs and 22 RBI ... his 12 home runs tied for the major-league lead and were a career monthly best ... also tied club mark shared by Frank Thomas (2000) and Bill Melton (1968 and 1971) ... recorded four multihomer games in June, the highest monthly total in baseball

Konerko on the Sox Leader Board

Player	HR
Frank Thomas	448
Paul Konerko	238
Harold Baines	221
Carlton Fisk	214
Magglio Ordonez	187
Player	RBI
Frank Thomas	1,465
Luke Appling	1,116
Harold Baines	981
Minnie Minoso	808
Eddie Collins	804
Paul Konerko	776

since Albert Belle's five in September 1995 ... was bothered by a sore left foot for most of the second half when he hit .270 (66-244) with seven homers and 33 RBI ... hit a season-low .215 with nine RBI in July ... hit .317 (19-60) with 10 home runs and 17 RBI during interleague play ... 10 homers led the major leagues ... compiled a career-high 18-game hitting streak from 4/13-5/1, batting .423 (30-71) with 23 RBI ... streak tied for the fifth-longest in the AL in 2002 and the longest by a Sox player since Frank Thomas hit in 21 straight from 5/24-6/19/99 ... compiled three hitting streaks of 12 games or more ... hit his 100th home run with the White Sox and matched his career high (eighth time) with four hits on 8/7 vs. Anaheim ... also snapped a 22-game homerless streak (7/13-8/6), matching the longest of his career ... reached base in eight consecutive plate appearances from 8/6-8 ... homered in consecutive games on three occasions ... went 4-4 with two home runs, four RBI and four runs scored on 6/29 vs. Cubs ... was his fifth career multihomer game and fourth since 6/11 ... four runs scored matched his career best ... hit pair of solo homers on 6/22 at Atlanta ... second homer was the 100th of career ... also homered twice on 6/14 at the Cubs ... recorded second career multihomer game on 6/11 vs. the Mets

... finished second in AL Player of the Month voting for April after hitting .371 (39-105) with four home runs and 28 RBI ... hit fourth career grand slam and matched career high with five RBI on 4/20 vs. Detroit.

■ **2001**: Set then career highs for home runs (32), RBI (99), total bases (295) and runs scored (92) ... fell one RBI shy of 100 after missing by three in 2000 ... was honored by FOX Sports Net Chicago as the White Sox Player of the Year ... his 19 home runs at home tied for ninth in the AL, and his 27 homers vs. right-handers tied for eighth ... hit game-ending home runs on 4/25 vs. Oakland (off Chad Bradford) and 6/3 vs. Detroit (Matt Anderson) and added a game-winning single on 4/29 vs. Seattle ... Sox were 20-12 when he homered and 19-3 when he drove in more than one run ... batted .281 with 17 home runs and 47 RBI in the first half and .282 with 15 home runs and 52 RBI in the second ... compiled a 14-game hitting streak from 4/17-5/2, tying Carlos Lee (6/12-27) for the team's longest of the season ... drove in five runs on 6/14 vs. Cincinnati and 9/2 vs. Cleveland, tying a career-high ... matched career high with four hits on 8/28 at Detroit ... homered in three straight games from 7/20-22, matching his career best (also on 8/16-18/99) ... hit his third career grand slam (second of 2001) on 7/21 vs. Boston ... also hit a grand slam on 6/14 vs. Cincinnati ... reached base safely in 26 straight games from 6/1-30 ... hit .356 (31-87) with eight home runs and 22 RBI in June ... his .152 average in May was the lowest in AL ... reached base in each of the first 24 games of the season.

■ **2000**: Fell three RBI short of driving in 100 runs in his second full season in the major leagues ... home run total dropped from 24 to 21 but his RBI output increased by 16 ... was one of six Sox players with 20 home runs and 90 RBI ... hit above .318 in four of six months ... hit .313 (108-345) from June through the rest of the season ... hit .333 with six home runs and 22 RBI in April and .348 (32-92) with 19 RBI in June ... Sox were 16-5 when he homered and 17-5 when he drove in two or more runs ... posted a 13-game hitting streak from 7/2-20 (.491, 26-53) ... recorded an RBI in nine straight games from 7/2-16 ... led the team with five pinch hits and five RBI, going 5-10 (.500) ... twice recorded two hits in an inning (7/3 at Kansas City and 7/15 vs. St. Louis) ... drove in five runs on 9/20 at Detroit ... collected four hits on 8/9 vs. Seattle ... hit an inside-the-park home run on 4/11 at Tampa Bay, the first by a Sox player since Ron Karkovice on 8/30/90 at Minnesota ... solo shot on 5/3 vs. Toronto (fourth inning) was the first of back-to-back-to-back homers, marking the first time since 5/26/96 the Sox have hit three straight homers ... received first career ejection on 7/29 at Anaheim (balls and strikes) ... started six games at third base, including five straight from 4/14-19.

■ **1999**: Appeared in 142 games in first full season in the major leagues ... hit .320 (98-306) with 16 home runs and 55 RBI over his last 83 games (after 7/1) ... ranked third in the AL with a .420 (37-88) average in July, including 14 multihit contests ... his .420 average tied for sixth on the Sox all-time monthly list ... hit .324 (84-259) with 16 home runs at home and .319 (37-116) vs. left-handers ... hit first career grand slam on 6/17 vs. Baltimore ... homered in three consecutive games on 8/16-18 vs. Anaheim ... also homered in back-to-back games on four occasions ... homered five times in seven games from 8/16-22 ... posted a team-high 26 RBI in August ... recorded six straight multihit games from 7/4-10 ... hit four triples after entering the season with one ... grounded into 19 double plays, tied for ninth most in the league ... stole his first career base on 10/2 vs. Minnesota ... recorded his first multihomer game on 7/29 vs. New York ... hit game-winning home runs on 7/21 at Minnesota and 9/29-2 vs. Boston ... hit a game-tying solo shot off Troy Percival in the ninth inning on 8/17 vs. Anaheim ... collected four hits on 7/21 at Minnesota ... homered on Opening Day at Seattle.

■ **1998**: Split the season between the Los Angeles and Cincinnati organizations, combining to hit .217 (47-217) with seven home runs and 29 RBI in 75 games ... played 30 games at first base, 20 at third and 18 in the outfield ... hit first major-league home run with RBI on 6/6 at Seattle ... was traded to Cincinnati with pitcher Denny Reyes in exchange for pitcher Jeff Shaw on 7/4 ... hit .182 in his first 17 games with the Reds before being optioned to Class AAA Indianapolis on 7/29 ... was recalled on 9/9 and spent the rest of the season with the parent club.

■ **1997**: Appeared in six games with Los Angeles (five as a pinch hitter) after his contract was purchased on 9/2 from Class AAA Albuquerque ... made his major-league debut on 9/8 vs. Florida, collecting a pinch-hit single off Dennis Cook in his first at-bat.

POSTSEASON HIGHLIGHTS

■ **Career:** Has played in 15 postseason games, batting .224 (13-58) with five home runs, 15 RBI and a .517 slugging percentage ... five home runs and 15 RBI are both White Sox postseason records ... was named Most Valuable Player of the 2005 ALCS vs. the Angels.

■ **2005:** Played in all 12 playoff games for the World Champion White Sox, hitting .265 (13-49) with five home runs and 15 RBI ... recorded the final putout in each of the Sox series victories ... was 3-12 (.250) with two home runs and four RBI in the three-game sweep of Boston in the ALDS, eliminating the defending World Champions ... hit a solo home run off Matt Clement in Game 1 ... his two-run homer off Tim Wakefield in the sixth inning of Game 3 at Fenway Park gave the White Sox a 4-2 lead in an eventual 5-3 victory ... was named ALCS MVP in the five-game victory over Los Angeles after hitting .286 (6-21) with two home runs and seven RBI ... became the third player in major-league history to hit first-inning home runs in back-to-back games in the same postseason (Games 3 and 4 at Los Angeles) ... his first child, Nicholas, was born on 10/18, two days following the ALCS and five days prior to the World Series ... his grand slam off Chad Qualls in the seventh inning of Game 2 of the World Series was the first in franchise playoff history and gave the Sox a 6-4 lead ... also became the first player in World Series history to hit a grand slam in the seventh inning or later that turned a deficit into a lead ... at the White Sox victory parade on 10/28, presented Chairman Jerry Reinsdorf with the ball from the final out of the clinching Game 4 of the World Series, which gave the Sox their first World Championship since 1917.

■ **2000:** Went 0-9 in the ALDS as the White Sox were swept in three games by Seattle.

Monthly Bests

AVG	420
	7/99
HR	12
	6/02
RBI	28
	6/02

MINOR LEAGUE HIGHLIGHTS

■ **1998:** Combined to appear in 63 games at Class AAA Albuquerque (Dodgers) and Class AAA Indianapolis (Reds), hitting .346 (82-237) with 14 home runs and 65 RBI in 65 games ... prior to the season, was named by *Baseball America* as the No. 1 Prospect in the Dodgers' organization and No. 2 Prospect in baseball.

■ **1997:** Named the Minor League Player of the Year by *Baseball America*, *Baseball Weekly* and *Howe Sportsdata* after batting .323 with 37 home runs and 127 RBI at Class AAA Albuquerque ... recipient of the J.G. Taylor Spink Award, presented to the top player in the minor leagues by Topps Company and the National Association of Professional Baseball Leagues ... was named the Dodgers Minor League Player of the Year for the second consecutive season ... earned Pacific Coast League Most Valuable Player Award, leading the league in home runs and RBI ... fell short of winning the triple crown despite hitting .323 ... led PCL with a .621 slugging percentage ... hit .333 with 25 home runs and 84 RBI in the first half ... earned back-to-back PCL Player of the Week honors from 5/18-6/4 ... homered in four straight games from 6/15-18 ... drove in six runs with two home runs, including a grand slam, on 6/18 vs. Colorado Springs ... drove in eight runs on 7/17 at Colorado Springs.

■ **1996:** Was named the Dodgers' Minor League Player of the Year at Class AA San Antonio ... at age 20, ranked fourth among all Class AA first basemen in home runs (29) despite being the youngest hitter at that level ... named the Best Power Prospect in the Texas League and 42nd among the Top 100 Prospects by *Baseball America* ... averaged one home run every 16.21 at-bats, second-best in the Texas League ... led Dodgers farmhands with 30 home runs ... tied for ninth among Class AA hitters with 255 total bases and was 10th with a .543 slugging percentage ... played in the TL All-Star Game, going 3-4 with a home run and three RBI ... named to the *Baseball America* Class AA All-Star Team ... named the TL Player of the Week from 6/3-9 ... hit three home runs on 6/20 at Wichita ... was the first player to hit a ball over the 36-foot high batter's eye at Nelson Wolff Municipal Stadium in San Antonio.

■ **1995:** Batted .277 with 19 home runs and 77 RBI at Class A San Bernardino.

■ **1994:** Made his pro debut at Class A Yakima ... was named to the Northwest League All-Star Team ... led the league with 58 RBI ... voted the No. 2 prospect in the NWL by league managers ... earned Player of the Week honors from 7/31-8/6 ... was recommended/signed by Tom Thomas of the Dodgers.

COMMUNITY INVOLVEMENT

■ Among his charitable activities in 2006, participated in the Habitat For Humanity home build in the U.S. Cellular Field neighborhood, which helped families displaced by Hurricane Katrina ... during the 2006 season, delivered baby blankets to a local Chicago hospital and supported Prostate Cancer awareness and the National Association of Down Syndrome during pre-game activities ... in 2004, attended the ground breaking of the White Sox Ballfield Complex and the Special Olympics opening ceremony ... also greeted prostate cancer survivors and military personnel at U.S. Cellular Field ... was selected as the White Sox nominee for the MLBPA's Man of the Year Award in 2003 ... served as the spokesperson for the 2003 John Hancock® All-Star FanFest during All-Star Game festivities in Chicago ... also in 2003, taped a Public Service Announcement for local firefighters to support fire safety and visited the University of Chicago Children's Hospital ... among his charitable activities in 2002, recorded a message for overseas U.S. troops through "Give Thanks America" and taped a PSA promoting the "Baseball as America" exhibit at the Field Museum ... in 2001, served meals to local children through the Greater Chicago Food Depository, joined Secretary of State Jesse White in promoting the need for organ donors, hosted a wish child from Starlight Children's Foundation at Comiskey Park and visited Comiskey Park's neighbors at Wentworth Gardens during the building of two Tot Lot playgrounds ... during the 2000 season, raised money for Chicago White Sox Charities at Relief Pitchers Comedy Night.

MISCELLANEOUS/PERSONAL

■ Married Jennifer ... the couple has one child: Nicholas ... was featured on The Golf Channel's "The Big Break All-Star Challenge" on 7/4/06 ... along with teammates Jermaine Dye, Jon Garland and A.J. Pierzynski, opposed general manager Ken Williams, manager Ozzie Guillen and coaches Harold Baines and Tim Lincecum in a series of golf challenges filmed at Starr Pass Golf and Country Club in Tucson, Ariz. during spring training ... appeared with several teammates and coaches on the 10/28/05 Oprah Winfrey show, two days following the Sox World Series victory over Houston ... along with Tim Hudson, filmed a commercial for ESPN in February 2003 ... was voted one of Chicago's "25 Most Eligible Bachelors" by *Chicago Magazine* in 2000 ... brother Pete is an actor and acting teacher in New York ... graduated in 1994 from Chaparral High School in Scottsdale, Ariz. ... named the *Arizona Republic/Phoenix Gazette* Player of the Year after leading his team to Class 5-A baseball championship in 1994.

YEAR	CLUB	AVG	G	AB	R	H	TB	2B	3B	HR	RBI	SH	SF	HB	BB	SO	SB	CS	E
1994	Yakima	.288	67	257	25	74	111	15	2	6	58	0	7	6	36	52	1	0	5
1995	San Bernardino	.277	118	448	77	124	204	21	1	19	77	1	7	4	59	88	3	1	11
1996	San Antonio	.300	133	470	78	141	255	23	2	29	86	0	7	8	72	85	1	3	14
	Albuquerque	.429	4	14	2	6	9	0	0	1	2	0	0	0	1	2	0	1	0
1997	Albuquerque	.323	130	483	97	156	300	31	1	*37	*127	0	5	8	64	61	2	3	20
	LOS ANGELES	.143	6	7	0	1	1	0	0	0	0	0	0	0	1	2	0	0	0
1998	LOS ANGELES	.215	49	144	14	31	44	1	0	4	16	0	2	2	10	30	0	1	2
	Albuquerque	.379	24	87	16	33	61	10	0	6	26	0	3	0	11	12	0	0	3
	Indianapolis	.327	39	150	25	49	81	8	0	8	39	0	3	2	19	18	1	0	3
	CINCINNATI	.219	26	73	7	16	28	3	0	3	13	0	1	1	6	10	0	0	0
1999	WHITE SOX	.294	142	513	71	151	262	31	4	24	81	1	3	2	45	68	1	0	4
2000	WHITE SOX	.298	143	524	84	156	252	31	1	21	97	0	5	10	47	72	1	0	11
2001	WHITE SOX	.282	156	582	92	164	295	35	0	32	99	0	5	9	54	89	1	0	8
2002	WHITE SOX	.304	151	570	81	173	284	30	0	27	104	0	7	9	44	72	0	0	8
2003	WHITE SOX	.234	137	444	49	104	177	19	0	18	65	0	4	4	43	50	0	0	2
2004	WHITE SOX	.277	155	563	84	156	301	22	0	41	117	0	5	6	69	107	1	0	6
2005	WHITE SOX	.283	158	575	98	163	307	24	0	40	100	0	3	5	81	109	0	0	5
2006	WHITE SOX	.313	152	566	97	177	312	30	0	35	113	0	9	8	60	104	1	0	6
MINOR TOTALS		.305	515	1909	320	583	1021	108	6	106	415	1	32	28	262	318	8	8	56
SOX TOTALS		.287	1194	4337	656	1244	2190	222	5	238	776	1	41	53	443	671	5	0	50
N.L. TOTALS		.214	81	224	21	48	73	4	0	7	29	0	3	3	17	42	0	1	2
A.L. TOTALS		.287	1194	4337	656	1244	2190	222	5	238	776	1	41	53	443	671	5	0	50
M.L. TOTALS		.283	1275	4561	677	1292	2263	226	5	245	805	1	44	56	460	713	5	1	52

*Led League

#Tied for League Lead

- Selected by Los Angeles in the first round (13th overall) of free agent draft (6/94).
- On Class AAA Albuquerque disabled list (4/19-28/97).
- Traded by Los Angeles with Dennys Reyes to Cincinnati in exchange for Jeff Shaw (7/4/98).
- Traded by Cincinnati to the White Sox in exchange for Mike Cameron (11/10/98).

DIVISION SERIES RECORD

YEAR	CLUB	AVG	G	AB	R	H	TB	2B	3B	HR	RBI	SH	SF	HB	BB	SO	SB	CS	E
2000	SOX vs. Sea.	.000	3	9	1	0	0	0	0	0	0	0	0	0	1	1	0	0	0
2005	SOX vs. Bos.	.250	3	12	3	3	9	0	0	2	4	0	0	0	0	1	0	0	0
TOTALS		.143	6	21	4	3	9	0	0	2	4	0	0	0	1	2	0	0	0

LEAGUE CHAMPIONSHIP SERIES RECORD

YEAR	CLUB	AVG	G	AB	R	H	TB	2B	3B	HR	RBI	SH	SF	HB	BB	SO	SB	CS	E
2000	SOX vs. LAA	.286	5	21	2	6	13	1	0	2	7	0	0	0	1	4	0	0	0

WORLD SERIES RECORD

YEAR	CLUB	AVG	G	AB	R	H	TB	2B	3B	HR	RBI	SH	SF	HB	BB	SO	SB	CS	E
2000	SOX vs. Hou.	.250	4	16	1	4	8	1	0	1	4	0	0	1	2	3	0	0	0

ALL-STAR GAME RECORD

YEAR	CLUB, SITE	AVG	G	AB	R	H	TB	2B	3B	HR	RBI	SH	SF	HB	BB	SO	SB	CS	E
2002	A.L., Milwaukee	1.000	1	2	0	2	4	2	0	0	2	0	0	0	0	0	0	0	0
2005	A.L., Detroit	.000	1	1	0	0	0	0	0	0	0	0	0	0	0	1	0	0	0
2006	A.L., Pittsburgh	1.000	1	2	0	2	2	0	0	0	0	0	0	0	0	0	0	0	0
TOTALS		.800	3	5	0	4	6	2	0	0	2	0	0	0	0	1	0	0	0

KONERKO'S STATISTICAL BREAKDOWN

	2006					CAREER						
	AVG	G	AB	H	HR	RBI	AVG	G	AB	H	HR	RBI
Baltimore	.294	6	17	5	2	5	.295	55	193	57	13	46
Boston	.273	6	22	6	0	0	.277	59	206	57	11	31
Cleveland	.288	17	66	19	4	12	.284	130	497	141	24	93
Detroit	.311	19	74	23	4	14	.303	130	482	146	28	86
Kansas City	.333	18	60	20	2	11	.286	124	448	128	18	78
Los Angeles-AL	.333	9	30	10	0	4	.317	74	262	83	14	48
Minnesota	.284	17	67	19	4	9	.269	126	464	125	24	54
New York-AL	.227	6	22	5	1	3	.300	56	207	62	12	36
Oakland	.111	5	18	2	1	3	.267	68	251	67	11	35
Seattle	.400	9	35	14	4	12	.296	75	280	83	20	61
Tampa Bay	.250	6	24	6	1	3	.265	53	200	53	9	35
Texas	.382	9	34	13	2	7	.269	71	264	71	9	53
Toronto	.412	9	34	14	5	12	.249	59	209	52	14	35
Interleague	.333	16	63	21	5	18	.312	138	458	143	37	107
Arizona	—	—	—	—	—	—	.364	13	33	12	4	7
Atlanta	—	—	—	—	—	—	.273	8	22	6	2	3
Chicago-NL	.304	6	23	7	3	7	.309	43	152	47	12	36
Cincinnati	.571	2	7	4	0	2	.286	14	35	10	2	11
Colorado	—	—	—	—	—	—	.222	15	45	10	2	5
Florida	—	—	—	—	—	—	.200	4	5	1	0	0
Houston	.214	3	14	3	1	1	.293	14	41	12	3	7
Los Angeles-NL	—	—	—	—	—	—	.125	7	16	2	0	3
Milwaukee	—	—	—	—	—	—	.241	15	54	13	1	6
New York-NL	—	—	—	—	—	—	.400	3	10	4	3	3
Philadelphia	—	—	—	—	—	—	.412	7	17	7	4	7
Pittsburgh	.333	2	9	3	0	1	.406	10	32	13	2	5
St. Louis	.400	3	10	4	1	7	.313	19	64	20	2	16
San Diego	—	—	—	—	—	—	.189	11	37	7	0	3
San Francisco	—	—	—	—	—	—	.125	7	16	2	0	0
Washington	—	—	—	—	—	—	.053	5	19	1	1	2
Home	.307	80	303	93	21	62	.295	636	2243	661	142	423
Road	.319	72	263	84	14	51	.272	639	2318	631	103	382
Day	.298	52	198	59	13	45	.290	414	1490	432	80	296
Night	.321	100	368	118	22	68	.280	861	3071	860	165	509
vs. Left	.318	—	195	62	14	38	.299	—	1157	346	68	228
vs. Right	.310	—	371	115	21	75	.278	—	3404	946	177	577
Grass	.313	135	501	157	31	100	.287	1120	4022	1154	217	715
Turf	.308	17	65	20	4	13	.256	155	539	138	28	90
Pre-ASG	.313	85	320	100	21	67	.280	687	2439	682	132	423
Post ASG	.313	67	246	77	14	46	.287	588	2122	610	113	382
RISP	.366	—	142	52	8	74	.283	—	1226	347	59	548
Bases Loaded	.444	—	9	4	0	12	.383	—	107	41	6	115
March/April	.360	24	89	32	6	20	.291	200	756	220	36	128
May	.234	28	107	25	9	21	.225	209	732	165	34	116
June	.366	24	93	34	4	20	.307	214	726	223	50	146
July	.234	23	77	18	7	14	.289	212	768	222	45	129
August	.336	28	110	37	3	19	.298	211	775	231	40	147
Sept./Oct.	.344	25	90	31	6	19	.287	229	804	231	40	139
As PH	1.000	1	1	1	1	1	.265	57	49	13	2	11
As DH	.273	12	44	12	3	9	.272	127	456	124	19	74

Konerko's Fielding — 1B

Year	Club	Pct.	G	PO	A	E	TC	DP
1997	L.A.	1.000	1	3	0	0	3	1
1998	L.A.	.995	23	170	15	1	186	8
	Cin.	1.000	7	38	6	0	44	1
1999	Sox	.995	92	740	58	4	802	72
2000	Sox	.991	122	1051	67	10	1128	118
2001	Sox	.994	144	1276	90	8	1374	120
2002	Sox	.993	140	1146	75	8	1229	113
2003	Sox	.998	119	889	80	2	971	102
2004	Sox	.995	139	1150	78	6	1234	136
2005	Sox	.996	146	1321	82	5	1408	135
2006	Sox	.995	140	1173	67	6	1246	113
Totals		.995	1073	8957	618	50	9625	919

Konerko's Grand Slams

No.	Date	Opp.	Inn.	Pitcher
1	6/17/99	vs. Bal.	7th	Jesse Orosco
2	6/14/01	vs. Cin.	1st	O. Fernandez
3	7/21/01	vs. Bos.	3rd	Toma Ohka
4	4/20/02	vs. Det.	3rd	Nate Cornejo
5	7/30/03	at K.C.	7th	Sean Lowe
6	8/3/04	at K.C.	5th	Mike Wood

KONERKO'S CAREER BY PARK

Park	AVG	AB	H	HR	RBI
Camden Yards	.271	96	26	6	17
Fenway Park	.283	99	28	3	10
U.S. Cellular	.296	2162	641	140	412
Jacobs Field	.266	248	66	9	42
Tiger	.143	21	3	1	3
Comerica	.324	222	72	11	36
Kauffman	.259	228	59	9	45
Angel	.280	132	37	4	26
Metrodome	.275	236	65	13	26
Yankee	.348	115	40	5	20
McAfee	.216	125	27	4	18
Kingdome	.235	17	4	2	10
SAFECO	.286	112	32	4	13
Tropicana	.316	98	31	5	21
Ameriquist	.255	153	39	6	33
Rogers Centre	.202	124	25	6	19
Chase	.364	11	4	2	3
Turner	.375	8	3	2	3
Wrigley	.300	70	21	5	15
Cinergy	.196	46	9	0	8
Great American	.571	7	4	0	2
Coors	.244	41	10	2	5
Dolphin	.000	4	0	0	0
Astrodome	.000	2	0	0	0
Minute Maid	.750	4	3	0	2
Dodger	.263	57	15	2	5
County	.231	26	6	1	1
Miller	.125	8	1	0	0
Olympic	.111	9	1	1	2
PNC	.333	9	3	0	1
3Com	.100	10	1	0	0
old Busch	.229	35	8	1	3
Qualcomm	.143	7	1	0	0
PETCO	.333	12	4	0	1
Veterans	.429	7	3	1	4

Konerko's Game Bests

- Hits** — 5 (7/10/05 vs. Oak.)
- HR** — 2 (19x, last 9/24/06 vs. Sea.)
- GS** — 1 (6x, last 8/3/04 vs. K.C.)
- RBI** — 6 (7/30/03 at K.C.)
- SB** — 1 (5x, last 6/30/06 at Cubs)
- Hitting Streak** — 18 games (4/13-5/1/02)


Konerko's MultiHR Games

No.	Date	Opp.	Pitchers
2	7/29/99	vs. NYY	Cone/Mendoza
2	6/11/02	vs. NYY	D'Amico/Weathers
2	6/14/02	at Cubs	Clement/Farnsworth
2	6/22/02	at Atl.	Moss/Ligenberg
2	6/28/02	vs. Cubs	Wood/Borowski
2	8/26/03	at NYY	Clemens/White
2	5/20/04	at Min.	Mullholland/Balfour
2	6/8/04	at Phi.	Madson/Ramirez
2	6/23/04	vs. Cle.	Lee/Betancourt
2	9/4/04	vs. Sea.	Franklin (2)
2	9/17/04	vs. Det.	Robertson (2)
2	4/16/05	vs. Sea.	Franklin (2)
2	5/7/05	at Tor.	Lilly/Whiteside
2	4/15/06	vs. Tor.	Burnett (2)
2	5/21/06	vs. Cubs	Zambrano (2)
2	5/26/06	at Tor.	Lilly (2)
2	7/18/06	at Det.	Robertson/Grilli
2	9/9/06	vs. Cle.	Carmona/Slocum
2	9/24/06	vs. Sea.	Feierabend/Cruceta

PLAYERS

BOONE LOGAN

57



Given Name: Boone Logan

Position: Pitcher

Bats: Right

Throws: Left

Height: 6-5

Weight: 200

Opening Day Age: 22

Born: August 13, 1984, San Antonio, Texas

Resides: Helotes, Texas

First Pro Contract: White Sox.

Sox Acquisition: Selected in the 20th round, June 2002 First-Year Player Draft.

Major League Service: 81 days.

Contract Status: Signed through 2007.

PLAYERS

■ **2006:** Split the season between the White Sox and Class AAA Charlotte ... was 0-0 with a 8.31 ERA (16 ER/17.1 IP) and one save in 21 relief appearances with Chicago ... made his first Opening Day roster ... was the first Sox player to jump from Class A to the majors in consecutive seasons since Mike Caruso went from Winston-Salem in 1997 to Chicago in 1998 ... opponents hit .288 (21-73), including a .357 (10-28) mark by left-handers ... was 1-2 in save opportunities ... first batters faced were just 1-13 (.077) ... allowed 58.8 (10-17) of inherited runners to score ... did not record an out on four occasions ... made his first Opening Day roster after not having appeared above Class A in his professional career ... made his major-league debut on 4/4 vs. Cleveland, throwing 2.0 scoreless IP ... suffered a blown save on 4/5 vs. Cleveland (1 ER/0.1 IP) when he allowed a solo homer to Travis Hafner in the eighth inning ... combined with Jose Contreras (7.0 IP) and Cliff Politte (1.0) on a one-hitter on 4/17 vs. Kansas City, the first by the Sox since 5/25/1979 vs. California ... recorded his first save on 4/25 at Seattle, allowing one run over a career-high 3.0 IP ... struck out a season-high five batters on 5/2 at Cleveland (2.1 IP) ... allowed seven runs (six earned) in 3.0 IP in his three appearances (3.0 IP) before being optioned to Charlotte on 5/16 ... was recalled from the Knights on 9/1 and compiled a 15.43 ERA (8 ER/4.2 IP) in his second tour with the White Sox ... went 3-1 with a 3.38 ERA (16 ER/42.2 IP) and 11 saves in 38 games with the Knights ... averaged 12.0 strikeouts per 9.0 IP (57 SO) ... did not allow an earned run in 13 consecutive outings from 6/28-7/28 ... went 1-0 with a 0.69 ERA (1 ER/13.0 IP) in 10 appearances this spring ... opened spring training in minor-league camp before joining the White Sox on 3/14 ... pitched in five games for LaGuaira in the Venezuelan Winter League, posting a 2.08 ERA (1 ER/4.1 IP).

MINOR LEAGUE HIGHLIGHTS

■ **2005:** Combined to go 1-1 with a 3.54 ERA (16 ER/40.2 IP) and two saves in 25 appearances between Advanced Rookie Great Falls and Class A Winston-Salem ... posted a 0.98 ERA (2 ER/18.1 IP) with one save over his last nine appearances with Great Falls before being promoted on 8/20 ... was converted to a reliever prior to the season and also lowered the arm angle in his delivery.

■ **2004:** Spent his second full season at Great Falls ... led the club in IP (64.1) and losses (seven) ... went 2-5 with a 6.26 ERA (29 ER/41.2 IP) in nine starts and 1-2 with a 4.37 ERA (11 ER/22.2 IP) and one save in nine relief appearances ... posted a 2.53 ERA (3 ER/10.2 IP) from 8/5-18 ... earned first professional save on 8/18 vs. Provo (3.0 IP).

■ **2003:** Made his professional debut at Great Falls ... finished second on team with 14 starts ... posted a 3.66 ERA (16 ER/39.1 IP) at home, compared to 10.73 (33 ER/27.2 IP) on the road ... allowed four home runs in 67.0 IP, an average of 0.54 per 9.0 IP ... was recommended/signed by Paul Provas and Keith Staab of the White Sox.

MISCELLANEOUS/PERSONAL

■ Single ... was a draft-and-follow from 2002 ... attended Temple (Texas) College ... was selected to the San Antonio All-Star Team at O'Connor High School.

YEAR	CLUB	W-L	PCT	ERA	G	GS	CG	SHO	SV	IP	H	R	ER	HR	HB	BB-I	SO	WP	BK
2003	Great Falls	3-3	.500	6.58	16	14	0	0	0	67.0	76	60	49	4	11	31-0	48	8	1
2004	Great Falls	3-7	.300	5.60	18	9	0	0	1	64.1	74	48	40	7	4	31-0	48	8	2
2005	Great Falls	1-1	.500	3.31	21	0	0	0	2	35.1	34	15	13	1	3	4-0	29	4	0
	Winston-Salem	0-0	.000	5.06	4	0	0	0	0	5.1	7	3	3	2	0	4-0	5	0	0
2006	WHITE SOX	0-0	.000	8.31	21	0	0	0	1	17.1	21	18	16	2	3	15-2	15	1	0
	Charlotte	3-1	.750	3.38	38	0	0	0	11	42.2	35	18	16	1	9	12-3	57	0	3
MINOR TOTALS		10-12	.455	5.07	97	23	0	0	14	214.2	226	144	121	15	27	82-3	187	20	6
A.L. TOTALS		0-0	.000	8.31	21	0	0	0	1	17.1	21	18	16	2	3	15-2	15	1	0
M.L. TOTALS		0-0	.000	8.31	21	0	0	0	1	17.1	21	18	16	2	3	15-2	15	1	0

— Selected by White Sox in the 20th round of First-Year Player Draft (6/02).

PEDRO LOPEZ

62

Given Name: Pedro Michel Lopez

Position: Infielder

Bats: Right

Throws: Right

Height: 6-1

Weight: 160

Opening Day Age: 22

Born: April 28, 1984, Moca, Dominican Republic


Resides: Moca, Dominican Republic

First Pro Contract: White Sox.

Sox Acquisition: Signed as a free agent, September 14, 2000.

Major League Service: Nine days.

Contract Status: Signed through 2007.



■ **2006:** Hit .300 (140-466) with 27 doubles, 10 home runs, 58 RBI and 62 runs scored in 124 games between Class AAA Charlotte and Class AA Birmingham ... established career highs in hits, doubles, home runs and RBI ... made 83 total appearances at shortstop and 42 at second base (40 with Charlotte) ... tallied 37 multihit efforts ... began the season with the Knights, hitting .274 (57-208) with 12 doubles, five home runs and 24 RBI in 59 games ... batted .290 (18-62) in April, but just .258 (34-132) in May and June combined ... was transferred to Birmingham on 6/15 ... appeared in 65 games with the Barons, hitting .322 (83-258) with five homers and 34 RBI ... hit safely in his first 10 games with Birmingham (.308, 12-39) and in 14 of his first 15 contests (.362, 21-58) ... recorded a season-high four hits on 7/19 vs. Mobile ... batted .330 (35-106) in August ... returned to Charlotte on 9/1 and went 5-14 (.357) in his final four games ... was hitless in 15 at-bats in the International League playoffs vs. Toledo ... played in 12 games for Estrellas in the Dominican Winter League, hitting .282 (11-39).

MAJOR LEAGUE HIGHLIGHTS

■ **2005:** Appeared in two games with the White Sox (both starts) ... was recalled by the White Sox from Charlotte on 4/30 ... made his major-league debut on 5/1 vs. Detroit as the starting shortstop, going 1-4 with an RBI and run scored ... first hit was an RBI single off Wilfredo Ledezma ... started at second base on 5/8 at Toronto, going 1-3 with an RBI ... was optioned back to Charlotte on 5/8.

MINOR LEAGUE HIGHLIGHTS

■ **2005:** Split the season between Class AAA Charlotte and Class AA Birmingham, playing in 113 games at shortstop ... combined for 22 sacrifice hits ... began the season with the Knights ... was recalled by the White Sox on 4/30 ... was optioned back to Charlotte on 5/8 ... average never was above .222 and was sent to Birmingham on 6/20, where he spent the rest of the season ... compiled a .970 (10 E/332 TC) fielding percentage with the Barons ... recorded three, three-hit games ... was ranked by *Baseball America* entering the season as the Best Defensive Infielder and No. 9 Prospect in the Sox organization ... played in five games for Peoria in the Arizona Fall League, going 5-19 (.263) with three RBI ... also played for Estrellas in the Dominican Winter League, hitting .316 (24-76) with a home run and 13 RBI.

■ **2004:** Combined to hit .285 (129-453) in 118 games between Class AA Birmingham and Class A Winston-Salem ... spent the majority of the season at Winston-Salem, where he led the Warthogs with 16 sacrifice hits ... recorded 35 multihit efforts ... went 6-38 (.158) in his first 10 games with the Warthogs, but hit .328 (22-67) over his next 18 ... batted .308 (66-214) combined in July and August with Winston-Salem ... did not strike out over an 18-game span from 5/24-6/10 (68 at-bats) ... collected a season-high four hits on 6/2 vs. Myrtle Beach ... produced five multihit efforts in eight games from 6/2-9 ... batted .351 (27-77) from 7/6-26 ... compiled a pair of eight-game hitting streaks ... was promoted to Birmingham on 8/31 ... was 5-14 (.357) with three RBI in four Southern League playoff games ... played for Mesa in the Arizona Fall League, hitting .254 (18-71) ... played in 16 games with the Sox in spring training, hitting .250 (4-16) with five runs scored.

■ **2003:** Led Class A Kannapolis in doubles (23), stolen bases (24) and sacrifice hits (16) and finished third in hits (103) ... spent most of the season at Kannapolis but also appeared in four games at Winston-Salem ... compiled 31 multihit efforts.

■ **2002:** Listed by *Baseball America* as the No. 19 Prospect and Best Listed Defensive Infielder in the Sox system ... ranked third in the Appalachian League in hits (83) and tied for third in stolen bases (22) at Advanced Rookie Bristol ... led team in stolen bases and sacrifice hits (17) ... compiled three four-hit games.


■ **2001:** Ranked second on Rookie Phoenix in games (50), average (.312), hits (62) and triples (three) and tied for second in doubles (11) ... played 20 games at second base, 18 at shortstop and nine at third ... acquisition was recommended/signed by Denny Gonzalez.

MISCELLANEOUS/PERSONAL

■ Single.

YEAR	CLUB	AVG	G	AB	R	H	TB	2B	3B	HR	RBI	SH	SF	HB	BB	SO	SB	CS	E
2001	Phoenix	.312	50	199	26	62	82	11	3	1	19	3	2	0	16	24	12	6	19
2002	Bristol	.319	63	260	42	83	94	11	0	0	35	17	0	1	20	27	22	8	6
2003	Kannapolis	.264	109	390	40	103	126	23	0	0	33	16	2	3	26	43	24	14	13
	Winston-Salem	.231	4	13	1	3	3	0	0	0	0	0	0	0	1	0	0	0	2
2004	Winston-Salem	.288	111	430	62	124	149	13	0	4	35	16	3	4	23	35	12	9	15
	Birmingham	.217	7	23	3	5	7	0	1	0	0	2	0	1	5	2	2	0	1
2005	Charlotte	.202	55	188	14	38	53	6	0	3	17	9	2	2	7	24	1	1	13
	WHITE SOX	.286	2	7	1	2	2	0	0	0	2	1	0	0	0	1	0	0	0
	Birmingham	.238	68	239	26	57	75	7	1	3	24	13	2	4	13	29	0	2	10
2006	Charlotte	.274	59	208	32	57	84	12	0	5	24	6	0	3	11	28	4	0	4
	Birmingham	.322	65	258	30	83	117	15	2	5	34	5	4	1	16	32	3	6	0
MINOR TOTALS		.279	591	2208	276	615	790	98	7	21	221	87	15	19	138	244	80	46	83
A.L. TOTALS		.286	2	7	1	2	2	0	0	0	2	1	0	0	0	1	0	0	0
M.L. TOTALS		.286	2	7	1	2	2	0	0	0	2	1	0	0	0	1	0	0	0

— Signed by White Sox as a free agent (9/14/00).



MIKE MACDOUGAL

47



PLAYERS

Given Name: Robert Meiklejohn MacDougal

Position: Pitcher

Bats: Right

Throws: Right

Height: 6-3

Weight: 180

Opening Day Age: 30

Born: March 5, 1977, Las Vegas, Nev.

Resides: Mesa, Ariz.

First Pro Contract: Kansas City Royals, selected in the first round (25th overall), June 1999 First-Year Player Draft.

Sox Acquisition: Obtained from Kansas City Royals in exchange for pitchers Daniel Cortes and Tyler Lumsden, July 24, 2006.

Major League Service: Three years, 104 days.

Contract Status: Signed through 2009 (agreed to terms on a three-year contract with a club option for 2010, December 8, 2006).

■ **2006:** Combined to go 1-1 with a 1.55 ERA (5 ER/29.0 IP) and one save in 29 relief appearances between Kansas City and the White Sox ... was acquired from the Royals on 7/24 in exchange for minor-league pitchers Daniel Cortes and Tyler Lumsden ... was sidelined for the first half of the season with a strained right Teres Major muscle suffered in spring training ... appeared in four games with Kansas City prior to the trade (0 ER/4.0 IP) ... was 1-1 with a 1.80 ERA (5 ER/25.0 IP) in 25 relief outings with the Sox ... tied for third on the Sox with 11 holds ... converted 1-2 save opportunities (0-1 with the Sox) ... limited opponents to a .206 (21-102) average, including a .171 (12-70) mark by right-handers ... gave up just one home run (solo homer to Kansas City's Mark Teahen on 8/17 at U.S. Cellular Field) ... ERA at home was 1.04 (2 ER/17.1 IP), compared to 2.31 (3 ER/11.2 IP) on the road ... limited first batters faced to a .185 (5-27) average (4-23 with Sox) ... 25 of his 29 appearances were scoreless ... threw more than 1.0 IP nine times ... went a season-high 1.2 IP seven times ... pitched in back-to-back games nine times ... allowed 25.0 percent (5-20) of his inherited runners to score ... was placed on the 15-day disabled list on 4/1 and then transferred to the 60-day disabled list on 4/21 ... made one start at Class AA Wichita on a rehab assignment and appeared in eight games (four starts) with Class AAA Omaha ... returned from the disabled list on 7/13 and made his season debut on 7/15 at Detroit (0 ER/1.0 IP) ... earned his only save on 7/16 at Detroit with 1.0 perfect IP ... made his Sox debut on 7/25 vs. Minnesota, tossing 1.0 scoreless IP ... was charged with the blow save on 9/16 at Oakland ... did not allow a run in 10 of his final 11 appearances (1.54 ERA, 2 ER/11.2 IP).

MAJOR LEAGUE HIGHLIGHTS

■ **2005:** Was named the Royals Pitcher of the Year after going 5-6 with 21 saves and a 3.33 ERA ... posted career bests in wins, IP (70.1) and ERA ... his 68 appearances tied his career best set in 2003, while his 21 saves were the second-highest total of his career (27 in 2003) ... led the Royals in games and ranked second among relievers in IP ... was successful on 84.0 percent (21-25) of his save opportunities, ninth-best in the American League ... 84.0 success rate also was the ninth-highest total in franchise history and highest since Jeff Montgomery in 1998 (87.8) ... converted a career-high 15 straight save chances from 5/19-8/20 ... streak ended on 8/21 at Oakland ... was 5-4 with a 2.87 ERA (12 ER/37.2 IP) and 14 saves at home, compared to 0-2 with a 3.86 ERA (14 ER/32.2 IP) and seven saves on the road ... all five wins came at home ... compiled a 2.36 ERA (9 ER/34.1 IP) over his final 33 outings ... also posted a 1.71 ERA (5 ER/26.1 IP) in save situations ... made 10 straight scoreless outings from 6/29-7/22 (11.0 IP) ... was named Royals Pitcher of the Month in July after posting a 2.13 ERA (3 ER/12.2 IP) and going 6-6 in save opportunities and again in September/October after compiling a 1.74 ERA (2 ER/10.1 IP) with four saves ... allowed just two earned runs in 19.0 IP (0.95 ERA) over his final 18 games.

■ **2004:** Appeared in just 13 games with Kansas City ... opened the season on the 15-day disabled list with a stomach virus ... was reinstated from the disabled list on 4/24 after missing the first 15 games of the season ... earned his only save in his season debut on 4/28 vs. Texas ... allowed five runs (four earned) in 3.1 IP over his first five games and was optioned to Class AAA Omaha on 5/11 ... was recalled on 9/7 and pitched in seven more games, posting a 3.38 ERA (3 ER/8.0 IP).

■ **2003:** Ranked sixth in the American League with 27 saves and second with 61 games finished in his rookie season ... set the Royals rookie record with 68 appearances, breaking the mark of 64 set by Rusty Meacham in 1992 ... his 61 games finished also set the franchise rookie record, eclipsing the standard of 41 set by Doug Bird in 1973 ... became just the second rookie in Kansas City history to be named to the All-Star Team, joining Kevin Seitzer (1987) ... did not pitch in the Midsummer Classic at Chicago's U.S. Cellular Field ... made his first Opening Day roster ... earned his first major-league save on Opening Day (3/31) vs. the White Sox with a perfect ninth inning ... converted his first 10 save chances before suffering a blown save on 4/27 at Toronto ... set a major-league rookie record with nine saves in April, just two short of the rookie record for any month set by Toronto's Billy Koch in July 1999 ... became the first Royals pitcher in history to save five straight games (6/22-27) ... also became the first Royals rookie to record 20 saves before the break since Jeff Montgomery (25) in 1993 ... re-

corded his 27th and final save on 9/3 at Texas, tying Cincinnati's Wayne Granger (1969) and Baltimore's Gregg Olson (1986) for sixth all-time among major-league rookies ... was named by *Baseball America* the No. 9 Prospect in the organization entering the season.

■ **2002:** Made six relief appearances with Kansas City after being recalled from Class AA Wichita on 9/6 ... made his season debut on 9/7 vs. Seattle, allowing three runs in 1.2 IP ... was rated by *Baseball America* as the No. 1 Prospect in the Puerto Rican League after the season.

■ **2001:** Made three starts with Kansas City after his contract was purchased from Omaha on 9/22 ... made his major-league debut that night in a start at Chicago, allowing three earned runs on six hits over 4.1 IP ... did not figure in the decision in the Royals 5-4 loss in 10 innings ... earned his first major-league victory on 9/7 vs. Detroit, giving up three earned runs on six hits over 5.0 IP ... suffered a non-displaced skull fracture on 10/4 vs. Cleveland when he was struck in the head by a bat while leaning on the dugout rail ... the bat slipped out of the hands of teammate Carlos Beltran in the fourth inning of that game.

MINOR LEAGUE HIGHLIGHTS

■ **2004:** Pitched in 14 games at Class AAA Omaha and 17 at Class AA Wichita ... was 1-0 with a 1.47 ERA (3 ER/18.1 IP) with the Wranglers ... did not allow an earned run in his final 11 appearances (12.2 IP).

■ **2002:** Spent most of the season at Omaha, appearing in 12 games with 10 starts ... issued 55 walks in 53.0 IP ... also made four starts at Wichita ... threw a complete game victory on 6/13-1 vs. El Paso, allowing five hits with eight strikeouts over 7.0 scoreless IP ... was placed on Wichita's disabled list on 7/1 with numbness in his fingers ... spent his rehab time with the Gulf Coast Royals ... was reinstated on 8/20 and transferred from Wichita to Class A Wilmington ... was promoted to Wichita on 9/4 and suffered the loss in the Wranglers Texas League playoff game that day, allowing one run on two hits over 3.2 IP ... was recalled by Kansas City on 9/6.

■ **2001:** Went 8-8 with a 4.68 ERA in 28 games (27 starts) with Omaha ... led the teams in IP, walks (76) and strikeouts (110) ... his contract was purchased by Kansas City on 9/22.

■ **2000:** Spent most of the season at Wilmington with a brief stint at Wichita ... went 1-1 with a 3.21 ERA in two TL playoff starts with the Wranglers ... earned the win in Game 2 of the TL Eastern Division Championship, scattering four hits over 7.0 scoreless IP.

■ **1999:** Made his professional debut at Class A Spokane after being selected by Kansas City in the first round (25th overall) of the draft ... ranked second in the Northwest League with an average of 11.1 strikeouts per 9.0 IP (129 SO/144.2 IP) ... was named by *Baseball America* as the No. 4 Prospect in the NWL following the season.

MISCELLANEOUS/PERSONAL

■ Single ... played collegiate baseball at Wake Forest ... was named First Team All-America by *Baseball America* and Second Team by *Collegiate Baseball* as a junior after going 13-3 with a 2.62 ERA in 17 starts ... led the Atlantic Coast Conference in wins and ranked second in ERA ... tossed the first no-hitter in school history in a 5-0 victory over Duke on 3/12/99 ... was named by *Baseball America* as having the No. 2 Fastball among college pitchers eligible for the 1999 draft ... graduated from Mesa (Ariz.) High School in 1996 ... was selected by Baltimore in the 21st round of the 1996 draft and again in the 17th round of the 1998 draft but did not sign either time.

YEAR	CLUB	W-L	PCT	ERA	G	GS	CG	SHO	SV	IP	H	R	ER	HR	HB	BB-I	SO	WP	BK
1999	Spokane	2-2	.500	4.47	11	11	0	0	0	46.1	43	25	23	3	6	17-0	57	8	1
2000	Wilmington	9-7	.563	3.92	26	25	0	0	1	144.2	115	79	63	5	14	76-0	129	21	4
	Wichita	0-1	.000	7.71	2	2	0	0	0	11.2	16	10	10	0	1	7-0	9	1	0
2001	Omaha	8-8	.500	4.68	28	27	1	0	0	144.1	144	90	75	13	11	76-0	11	15	2
	KANSAS CITY	1-1	.500	4.70	3	3	0	0	0	15.1	18	10	8	2	1	4-0	7	3	0
2002	Omaha	3-5	.375	5.60	12	10	0	0	0	53.0	52	42	33	4	5	55-0	30	15	0
	Wichita	1-1	.500	3.06	4	4	1	0	0	17.2	11	12	6	1	2	24-0	14	7	0
	GCL Royals	0-0	.000	3.00	1	1	0	0	0	3.0	3	1	1	0	0	0-0	3	0	0
	Wilmington	0-1	.000	1.08	5	0	0	0	2	8.1	3	4	1	1	0	5-0	10	3	0
	KANSAS CITY	0-1	.000	5.00	6	0	0	0	0	9.0	5	5	5	0	0	7-1	10	1	0
2003	KANSAS CITY	3-5	.375	4.08	68	0	0	0	27	64.0	64	36	29	4	8	32-0	57	6	0
	Wichita	1-0	1.000	1.47	17	2	0	0	1	18.1	14	7	3	0	0	14-0	13	2	0
2004	Omaha	0-1	.000	5.65	14	0	0	0	2	14.1	12	9	9	1	0	11-0	8	2	0
	KANSAS CITY	1-1	.500	5.56	13	0	0	0	1	11.1	16	8	7	2	1	9-0	14	2	0
	KANSAS CITY	5-6	.455	3.33	68	0	0	0	21	70.1	69	32	26	6	3	24-2	72	6	1
2006	Wichita	0-0	.000	0.00	1	1	0	0	0	1.0	0	0	0	0	0	0-0	1	0	0
	Omaha	0-1	.000	4.70	8	4	0	0	1	7.2	4	4	4	0	0	5-0	6	0	0
	KANSAS CITY	0-0	.000	0.00	4	0	0	0	1	4.0	2	0	0	0	0	0-0	2	0	0
	WHITE SOX	1-1	.500	1.80	25	0	0	0	0	25.0	19	5	5	1	1	6-0	19	1	0
MINOR TOTALS		24-27	.470	4.36	129	87	2	0	7	470.1	417	283	228	28	39	290-0	390	74	7
SOX TOTALS		1-1	.500	1.80	25	0	0	0	0	25.0	19	5	5	1	1	6-0	19	1	0
A.L. TOTALS		11-15	.423	3.62	187	3	0	0	50	199.0	193	96	80	15	14	82-3	181	19	1
M.L. TOTALS		11-15	.423	3.62	187	3	0	0	50	199.0	193	96	80	15	14	82-3	181	19	1

- Selected by Kansas City in the first round (25th overall) of First-Year Player Draft (6/99).
- On Class AA Wichita disabled list with numbness in fingers (7/1-8/20/02).
- On Kansas City disabled list with stomach virus (3/26-4/24/04); included rehabilitation assignments to Class AA Wichita (4/16-21/04) and Class AAA Omaha (4/21-24/04).
- On Kansas City disabled list with right Teres Major muscle strain (3/24-7/13/06); included rehabilitation assignments to Class AA Wichita (6/18-21/06) and Class AAA Omaha (6/21-7/11/06).
- Traded by Kansas City to the White Sox in exchange for pitchers Daniel Cortes and Tyler Lumsden (7/24/06).

Save Pct. — Career: 50-65 (76.9); **2006:** 1-2 (50.0); **2005:** 21-25 (84.0); **2004:** 1-3 (33.3); **2003:** 27-35 (77.1); **2002:** 0-0 (0.0); **2001:** 0-0 (0.0).

Holds — Career: 12; **2006:** 11; **2005:** 0; **2004:** 0; **2003:** 1; **2002:** 0; **2001:** 0.

Inherited Runners/Scored — Career: 52-13 (25.0); **2006:** 20-5 (25.0); **2005:** 21-5 (23.8); **2004:** 1-1 (100.0); **2003:** 3-1 (33.3); **2002:** 7-1 (14.3); **2001:** 0-0 (0-0).

First Batter Efficiency — Career: 38-162 (.235); **2006:** 5-27 (.185); **2005:** 14-58 (.241); **2004:** 3-12 (.250); **2003:** 16-60 (.267); **2002:** 0-5 (0.0); **2001:** 0-0 (0.0).

MacDOUGAL'S STATISTICAL BREAKDOWN

	2006						CAREER					
	ERA	W-L	SV	IP	ER	SO	ERA	W-L	SV	IP	ER	SO
Baltimore	4.50	0-0	0	2.0	1	1	4.91	0-0	1	7.1	4	8
Boston	0.00	0-0	0	1.2	0	0	7.11	0-2	1	6.1	5	6
Chicago-AL	—	—	—	—	—	—	2.35	0-1	5	23.0	6	21
Cleveland	0.00	0-0	0	3.0	0	4	2.40	2-4	7	30.0	8	32
Detroit	0.00	1-0	1	7.2	0	7	1.89	4-0	9	33.1	7	23
Kansas City	1.80	0-0	0	5.0	1	3	1.80	0-0	0	5.0	1	3
Los Angeles-AL	0.00	0-0	0	2.0	0	1	1.35	0-1	0	6.2	1	4
Minnesota	2.25	0-1	0	4.0	1	2	5.32	2-1	6	22.0	13	17
New York-AL	0.00	0-0	0	1.0	0	1	5.40	0-0	2	5.0	3	6
Oakland	—	0-0	0	0.0	2	0	2.70	0-1	2	6.2	2	8
Seattle	0.00	0-0	0	1.0	0	0	8.18	0-1	2	11.0	10	8
Tampa Bay	0.00	0-0	0	1.2	0	2	5.00	2-1	1	9.0	5	13
Texas	—	—	—	—	—	—	3.00	0-1	3	9.0	3	9
Toronto	—	0-0	0	0.0	0	0	6.30	0-1	4	10.0	7	8
Interleague	—	—	—	—	—	—	3.07	1-1	7	14.2	5	15
Arizona	—	—	—	—	—	—	9.00	0-1	0	2.0	2	1
Colorado	—	—	—	—	—	—	10.13	0-0	1	2.2	3	3
Houston	—	—	—	—	—	—	0.00	0-0	0	1.0	0	2
Los Angeles-NL	—	—	—	—	—	—	0.00	0-0	3	3.0	0	2
St. Louis	—	—	—	—	—	—	0.00	0-0	2	3.0	0	3
San Francisco	—	—	—	—	—	—	0.00	1-0	1	3.0	0	4
Home	1.04	1-1	0	17.1	2	14	3.16	10-8	27	114.0	40	115
Road	2.31	0-0	1	11.2	3	7	4.24	1-7	23	85.0	40	66
Day	4.00	1-0	1	9.0	4	6	2.65	8-3	17	71.1	21	62
Night	0.45	0-1	0	20.0	1	15	4.16	3-12	33	127.2	59	119
Grass	1.57	1-1	1	28.2	5	21	3.26	10-13	45	182.1	66	168
Turf	0.00	0-0	0	0.1	0	0	7.56	1-2	5	16.2	14	13
Pre-ASG	—	—	—	—	—	—	3.47	5-7	36	85.2	33	80
PostASG	1.55	1-1	1	29.0	5	21	3.73	6-8	14	113.1	47	101
March/April	—	—	—	—	—	—	3.60	2-3	15	25.0	10	19
May	—	—	—	—	—	—	4.50	1-3	4	28.0	14	32
June	—	—	—	—	—	—	3.52	2-1	14	23.0	9	21
July	1.29	0-0	1	7.0	1	3	3.94	0-1	11	29.2	13	24
August	1.35	1-1	0	13.1	2	12	3.82	2-3	4	33.0	14	35
Sept./Oct.	2.08	0-0	0	8.2	2	6	2.98	4-4	5	60.1	20	50

MacDOUGAL'S CAREER BY PARK

Park	ERA	W-L	IP	ER	SO
Camden Yards	4.50	0-0	4.0	2	3
Fenway	13.50	0-2	3.1	5	3
U.S. Cellular	2.39	1-1	26.1	7	21
Jacobs Field	1.08	0-1	8.1	1	8
Comerica	2.25	0-0	16.0	4	10
Kauffman	3.38	9-7	101.1	38	104
Angel	1.93	0-1	4.2	1	3
Metrodome	6.48	0-0	8.1	6	7
McAfee	4.91	0-0	3.2	2	4
Yankee	0.00	0-0	1.0	0	1
SAFECO	0.00	0-0	2.0	0	0
Tropicana	13.50	1-1	3.1	5	3
Ameriquest	1.80	0-0	5.0	1	4
Rogers Centre	5.40	0-1	5.0	3	3
Bank One	18.00	0-1	1.0	2	1
Coors	10.13	0-0	2.2	3	3
Dodger	0.00	0-0	1.0	0	0
AT&T	0.00	0-0	1.0	0	1
old Busch	0.00	0-0	1.0	0	2

MacDougal's Game Bests

Low Hits — 0 (5/29/05 at LAA, 2.0 IP)

SO — 3 (5x, last 5/19/05 vs. Bal., 1.0 IP)

Low BB — 0 (twice, last 5/29/05 at LAA, 2.0 IP)

IP — 2.1 (8/20/02 vs. Cle.)

Win Streak — 2 games (3x, last 9/25/05-8/12/06)

Consecutive Saves — 15 (5/19-8/20/05)

MacDougal's Fielding — P


Year	Club	Pct.	G	PO	A	E	TC	DP
2001, K.C.	1.000	3	1	0	0	1	0	1
2002, K.C.	1.000	6	1	0	0	1	0	1
2003, K.C.	.813	68	5	8	3	16	0	0
2004, K.C.	1.000	13	2	1	0	3	0	0
2005, K.C.	.867	68	2	11	2	15	0	0
2006, K.C.	—	4	0	0	0	0	0	0
Sox	1.000	25	0	3	0	3	0	0
Totals	.872	187	11	23	5	39	0	0

Stingy Arms

White Sox pitchers allowed just two runs in four games from April 17-21, 2006, which according to the Elias Sports Bureau is their fewest in a four-game stretch since May 2-6, 1973 when they also gave up two runs. The Sox held Kansas City to one run on 11 hits on April 17-19, 2006, their fewest runs in a three-game series since 9/9-11/66 vs. Washington. Jose Conteras and two relievers combined on a one-hit shutout on April 17, and Javier Vazquez carried a no-hitter into the seventh inning on April 19. Sox pitchers faced 91 hitters in that Royals series, just 10 more than the minimum.

ROB MACKOWIAK

10



Given Name: Robert William Mackowiak (mah-KOH-vee-ack)

Position: Infielder/Outfielder

Bats: Left **Throws:** Right

Height: 5-11 **Weight:** 195

Opening Day Age: 30

Born: June 20, 1976, Oak Lawn, Ill.

Resides: Tampa, Fla.

First Pro Contract: Pittsburgh Pirates, selected in the 53rd round, June 1996 free agent draft.

Sox Acquisition: Obtained from the Pittsburgh Pirates in exchange for pitcher Damaso Marte, December 13, 2005.

Major League Service: Five years, 77 days.

Contract Status: Signed through 2007 (agreed to terms on a two-year contract with a club option for 2008, January 4, 2006).

PLAYERS

■ **2006:** Hit a career-high .290 (74-255) with five home runs and 23 RBI in his first season with the White Sox ... his .290 average was .018 higher than his 2005 mark with Pittsburgh (.272), but his games played (112), at-bats (255), hits (74) and RBI (23) were less ... hit .309 (50-162) in the first half, and .258 (24-93) after the break ... made 63 starts (51 in center field, seven in right, two in left, two at third base and one as designated hitter) ... hit a career-best .308 (62-201) vs. right-handers, compared to .222 (12-54) vs. lefties ... batted .344 (45-131) on the road (.234 at home) ... was 49-147 (.333) with the bases empty and 25-108 (.231)

with men on base ... four of his five home runs were solo, with two each vs. Minnesota and Oakland ... had at least one at-bat in all but the No. 2 position in the lineup ... was 7-20 (.350) as a pinch hitter ... the seven pinch hits tied teammate Ross Gload and Kansas City's Esteban German for the American League lead ... tallied 17 multihit efforts ... batted .357 (15-42) in interleague play ... made his White Sox debut as a defensive replacement on Opening Night vs. Cleveland ... reached base five times on 5/1 at Cleveland, going 3-3 with two walks ... hit a game-tying, pinch two-run homer in the eighth inning on 5/22 vs. Oakland off Huston Street ... homer was his first since 8/4/05 vs. San Diego and fourth career pinch blast ... ranked ninth in the AL with a .344 (22-64) average in May ... tied his career high (third time) with four hits on 6/18 at Cincinnati ... scored the winning run in the 10th inning on 6/24 vs. Houston ... played infield for the first time with the Sox on 7/4 vs. Baltimore (third base) ... scored the winning run in the 19th inning on 7/9 vs. Boston ... his career-high, 11-game hitting streak ended on 7/15 at New York (.417, 15-36) ... recorded his 500th career hit on 7/28 at Baltimore, a pinch single off Chris Ray ... average was at .300 on 8/26, but batted just .229 (8-35) over his last 17 games.

Mackowiak's Games Played By Season (Games/Games Started)

Year	1B	2B	3B	LF	CF	RF
2001	1/0	21/19	2/0	10/6	—	39/30
2002	—	3/1	26/22	2/0	42/37	76/40
2003	—	15/11	19/17	8/3	8/3	14/5
2004	1/0	—	55/51	25/16	19/15	79/40
2005	3/1	20/17	65/50	1/0	41/31	23/13
2006	—	—	6/2	28/2	63/51	21/7
Totals	5/1	59/48	173/142	74/27	173/137	252/135

MAJOR LEAGUE HIGHLIGHTS

■ **Career:** Has made 252 career appearances (135 starts) in right field, 173 (142 starts) at third base, 173 (137 starts) in center, 74 (27 starts) in left, 59 (48 starts) at second and five (one start) at first ... owns a .228 (28-123) average with four home runs and 21 RBI as a pinch hitter.

■ **2005:** Spent his second straight full season (third overall) with Pittsburgh ... established career highs in average (.272) and hits (126) ... made 50 starts at third base, 31 in center field, 17 at second and 13 in right ... also made three appearances at first base, including his first career start on 7/19-1 vs. Houston ... recorded four outfield assists ... went 3-16 (.188) as a pinch hitter, but was hitless in his last eight pinch at-bats ... hit .275 (19-69) vs. left-handers and .272 (107-394) vs. righties ... all nine home runs came off right-handers ... was successful in 8 of 12 stolen base attempts ... had at least one at-bat in all positions in the batting order except leadoff ... eight of his nine homers came before the All-Star Break ... made the Pirates' Opening Day roster for the fourth straight year ... collected one hit in his first 12 at-bats before hitting safely in five straight games (11-18, .611) from 4/10-16 ... tied his career high with four hits on 4/11 at Milwaukee ... his start at second base on 4/7 at San Diego was his first at that position since 9/19/03-2 vs. Chicago ... went 6-9 in back-to-back games at Houston on 5/3-4 ... hit .500 (11-22) during a six-game hitting streak from 5/3-9 ... posted a career-high tying seven-game hitting streak from 5/17-27 ... combined for six RBI in back-to-back contests on 5/26-27 ... ranked second in the majors in May with a .391 average (25-64) and .494 on-base percentage ... hit his second career grand slam on 6/1 vs. Florida (Guillermo Mota) and tied his career high with five RBI (also, 5/29/04 vs. the Cubs) ... hit safely in six straight games from 6/5-11, going 14-24 (.583) but collected just one hit in his next 17 at-bats ... hit a 460-foot home run off Washington's John Patterson into the Allegheny River on 6/22 ... hit just .139 (5-36) in his first 13 games following the All-Star Break ... homered eight

times in his first 68 games (221 AB) thru 6/29 but just once in his last 74 games (242 AB) ... snapped a streak of 89 consecutive at-bats without a home run on 8/4 vs. San Diego (off Adam Eaton) — his last home run of the season ... collected just two extra-base hits (both doubles) in his last 30 games ... left game on 8/9 at Colorado with an injured left knee ... fell a home run shy of hitting for the cycle on 8/24 vs. St. Louis.

■ **2004:** Set career highs in virtually every offensive category with the Pirates ... made 51 starts at third base, 40 in right field, 16 in left and 15 in center ... led the club with nine outfield assists ... grounded into just three double plays in 491 at-bats; the second-toughest player in the National League to double up (163.7 AB) ... ranked second on the club in stolen bases ... hit all 17 of his home runs off right-handed pitchers ... homered in back-to-back games on 4/24-25 at Cincinnati ... fell a double shy of hitting for the cycle on 5/13 at Colorado ... posted his third career two-homer game and drove in four runs on 5/16 at San Francisco ... was 5-8 with a double, three home runs and six RBI in back-to-back games 5/16-19 ... compiled a career-high, seven-game hitting streak from 5/22-29, going 10-26 (.385) with three home runs and 12 RBI ... hit a game-ending grand slam off Joe Borowski in the first game of a doubleheader vs. the Cubs on 5/28 — approximately nine hours after the birth of his first child (son Garrett) ... followed that performance in the nightcap with a game-tying, two-run homer in the bottom of the ninth inning off Francis Beltran (Pittsburgh won the game in the 10th) ... homered for the third straight game and tallied a career-high five RBI on 5/29 vs. Chicago ... earned National League co-Player of the Week honors (with teammate Daryle Ward) for 5/24-30 after hitting .304 with three home runs and a major-league leading 12 RBI ... made his second career appearance at first base on 6/12 at Oakland ... homered just once (6/17 vs. Anaheim) in 38 games after his three-homer series against the Cubs ... hit just .165 (21-127) in his final 48 games (32 starts).

■ **2003:** Split the season between Pittsburgh and Class AAA Nashville ... made 19 appearances at third base with the Pirates, 15 at second base, 14 in right field, eight in center and eight in left for the Pirates ... hit .334 (32-95) when playing in the infield and .196 (11-56) as an outfielder ... appeared at five different positions in his first 10 games (RF, CF, LF, 2B and 3B) ... start on 4/13 at the Cubs was his first in left field since 2001 ... had two hits in 38 at-bats (.053) from 4/11-5/9 and produced just one extra-base hit in 25 games from 4/30-6/7 ... was in a 1-21 slump before being optioned to Nashville on 6/8 ... was recalled on 8/19 ... collected a career-high four hits, including his second career multihomer game, on 8/20 at St. Louis ... hit his third career pinch home run on 9/10 at Cincinnati, a two-run, game-winning shot in the ninth inning ... went 18-47 (.383) from 9/9-27 ... hit .348 (32-92) with five home runs and 17 RBI in 33 games following his recall ... underwent surgery on his left knee on 10/7.

■ **2002:** Spent first full season in the major leagues, hitting .244 (94-385) with 16 home runs and 48 RBI ... tied for third on the Pirates in home runs ... made 76 appearances in right field, 42 in center, 26 at third base, three at second and two in left ... hit .302 (13-43) off lefties ... went 8-24 (.333) with two home runs and nine RBI as a pinch hitter ... had at least one at-bat in every position in the lineup ... made first career start in center field on 4/13 vs. the Cubs (also hit leadoff for first time in career, going 1-4) ... hit his first career pinch home run on 4/16 at Milwaukee off Mike DeJean ... made his first career start at third base on 4/19 vs. Philadelphia ... homered in back-to-back games on 5/23-24 ... posted first career two-homer game on 6/4 at Montreal ... batting average reached a season-high .265 following the action on 7/4, but then went hitless in 19 at-bats from 7/5-13 ... hit just .187 during July, including an 0-17 streak from 7/24-31 ... suffered a strained left oblique on 8/3 vs. San Francisco and missed the next six games.

■ **2001:** Played in 83 games with Pittsburgh after his contract was purchased from Class AAA Charlotte on 5/18 ... made 30 starts in right field, 19 at second base and six in left ... also played in one game at first base (6/3-1 vs. Atlanta) and two at third ... made his major-league debut at second base on 5/19 vs. Milwaukee, going 0-3 with an intentional walk ... collected his first RBI on 5/20 vs. Milwaukee ... collected his first major-league hit on 5/24 at Philadelphia (single off Robert Person) ... went 3-5 with his first home run on 5/30 vs. Florida (off Braden Looper) ... hit .396 (19-48) in 17 games from 6/7-27, raising average from .192 to .324 ... delivered a 12th-inning, game-winning hit in 7-6 victory on 6/26 vs. Milwaukee ... was placed on 15-day disabled list on 7/20 with a patella subluxation of his left knee (injured kneecap) suffered the previous day vs. the Cubs ... was reinstated from disabled list on 8/18 ... played winter ball in the Dominican and hit .286 (34-119) with two home runs and 15 RBI with Escogido.

MINOR LEAGUE HIGHLIGHTS

■ **2003:** Played in 59 games with Nashville ... hit .298 (17-57) in August while playing with Nashville ... played five different positions for the Sounds (first base, second base, third base, center field and right field).

■ **2001:** Began season with Nashville ... missed 11 games (4/7-10 and 4/17-24) due to right knee strain ... hit .288 (23-80) with three homers and 10 RBI in 23 games before his contract was purchased by Pittsburgh on 5/18.

■ **2000:** Spent entire season with Class AA Altoona ... ranked among the Eastern League leaders in hits (2nd, 156), RBI (T4th, 87) and average (10th, .297) ... batted just .214 in April, but earned Altoona Player of the Month honors in May after hitting .368 with five homers and 33 RBI ... named EL Player of the Week for 7/3-9 after hitting .407 (11-27) with six RBI ... hit .269 with seven home runs in 58 games for Occidente of the Venezuelan Winter League.

■ **1999:** Split season between Class A Lynchburg and Altoona, combining to hit .286 with 10 homers and 57 RBI in 127 games ... was promoted to Altoona on 7/6, where he hit safely in 15 of his first 17 contests (25-70, .357).

■ **1998:** Combined to hit .268 with four home runs and 39 RBI in 111 games between Class A Augusta and Lynchburg ... ranked second on Lynchburg with six triples.

■ **1997:** Hit .286 with 14 doubles, two triples, a homer and 25 RBI with Advanced Rookie Erie ... ranked second on the club in doubles.

■ **1996:** Spent first professional season with Rookie Bradenton after being selected by Pittsburgh in the 53rd round of the June draft ... signed by Pirates scout Bill Bryk.

MISCELLANEOUS/PERSONAL

■ Married Jennifer ... has one son: Garrett ... among his charitable involvement in 2006, participated in a White Sox Training Academy Camp and also at White Sox Day at Brookfield Zoo ... hit a game-ending grand slam off Joe Borowski in the first game of a doubleheader vs. the Cubs on 5/28/04, approximately nine hours after the birth of his son Garrett ... followed that performance with a game-tying, two-run homer in the bottom of the ninth inning off Francis Beltran in the nightcap (Pittsburgh won the game in the 10th) ... homered for a third straight game and recorded a career-high five RBI on 5/29/04 vs. the Cubs, all hit while wearing hospital band around his wrist ... is a 1994 graduate of Lake Central (Ind.) High School ... also attended Oak Lawn (Ill.) High School for three years before transferring prior to his senior season ... also played baseball at South Suburban (Ill.) Junior College.

YEAR	CLUB	AVG	G	AB	R	H	TB	2B	3B	HR	RBI	SH	SF	HB	BB	SO	SB	CS	E
1996	Bradenton	.267	27	86	8	23	31	6	1	0	14	0	1	1	13	11	3	1	7
1997	Erie	.286	61	203	26	58	79	14	2	1	25	3	1	7	21	47	1	7	7
1998	Augusta	.243	25	70	16	17	24	4	0	1	8	1	0	1	13	19	4	2	2
	Lynchburg	.274	86	292	30	80	125	24	6	3	31	4	2	4	17	65	6	3	18
1999	Lynchburg	.304	74	263	51	80	116	7	4	7	30	4	0	6	18	57	9	4	1
	Altoona	.262	53	195	21	51	81	15	3	3	27	2	4	7	8	34	0	2	8
2000	Altoona	.297	134	526	82	156	236	33	4	13	87	4	7	9	22	96	18	5	17
2001	Nashville	.263	32	118	14	31	48	5	0	4	14	2	1	0	7	39	1	1	7
	PITTSBURGH	.266	83	214	30	57	88	15	2	4	21	2	3	3	15	52	4	3	6
2002	PITTSBURGH	.244	136	385	57	94	164	22	0	16	48	3	2	7	42	120	9	3	6
2003	PITTSBURGH	.270	77	174	20	47	77	4	4	6	19	0	0	4	15	53	6	0	2
	Nashville	.230	59	217	21	50	69	11	1	2	23	0	3	0	18	51	7	3	9
2004	PITTSBURGH	.246	155	491	65	121	206	22	6	17	75	1	7	6	50	114	13	4	9
2005	PITTSBURGH	.272	142	463	57	126	180	21	3	9	58	2	1	3	43	100	8	4	12
2006	WHITE SOX	.290	112	255	31	74	103	12	1	5	23	2	2	3	28	59	5	2	4
MINOR TOTALS		.277	551	1970	269	546	809	119	21	34	259	20	19	35	137	419	49	28	76
N.L. TOTALS		.258	593	1727	229	445	715	84	15	52	221	8	13	23	165	439	40	14	35
A.L. TOTALS		.290	112	255	31	74	103	12	1	5	23	2	2	3	28	59	5	2	4
M.L. TOTALS		.262	705	1982	260	519	818	96	16	57	244	10	15	26	193	498	45	16	39

* Led League

- Selected by Pittsburgh in the 53rd round of free agent draft (6/96).
- On Pittsburgh disabled list with a patella subluxation of his left kneecap (7/20-8/18/01); included rehab assignment to Class AAA Nashville (8/9-17/01).
- Traded by Pittsburgh to the White Sox in exchange for pitcher Damaso Marte (12/13/05).



MACKOWIAK'S STATISTICAL BREAKDOWN

	2006						CAREER					
	AVG	G	AB	H	HR	RBI	AVG	G	AB	H	HR	RBI
Baltimore	.444	5	9	4	0	2	.500	8	20	10	0	6
Boston	.500	4	10	5	0	0	.227	10	22	5	0	0
Chicago-AL	—	—	—	—	—	—	.300	3	10	3	0	1
Cleveland	.314	15	35	11	0	4	.342	16	38	13	0	4
Detroit	.143	14	21	3	0	0	.256	20	43	11	1	3
Kansas City	.207	12	29	6	0	2	.286	14	35	10	0	2
Los Angeles-AL	.222	4	9	2	0	3	.360	10	25	9	1	5
Minnesota	.389	12	36	14	2	5	.375	15	40	15	2	5
New York-AL	.200	3	5	1	0	0	.143	5	14	2	0	0
Oakland	.500	5	12	6	2	4	.464	11	28	13	2	5
Seattle	.000	5	11	0	0	0	.000	7	17	0	0	1
Tampa Bay	.429	4	7	3	0	0	.381	7	21	8	0	2
Texas	.182	8	11	2	0	0	.259	13	27	7	1	3
Toronto	.111	7	18	2	1	1	.111	7	18	2	1	1
Interleague	.357	14	42	15	0	2	.342	62	187	64	3	19
Arizona	—	—	—	—	—	—	.339	23	56	19	0	5
Atlanta	—	—	—	—	—	—	.267	31	75	20	2	11
Chicago-NL	.333	5	12	4	0	1	.223	78	247	55	7	30
Cincinnati	1.000	2	4	4	0	0	.281	68	185	52	6	30
Colorado	—	—	—	—	—	—	.232	17	56	13	2	11
Florida	—	—	—	—	—	—	.290	25	69	20	3	12
Houston	.231	3	13	3	0	1	.201	61	174	35	0	12
Los Angeles-NL	—	—	—	—	—	—	.180	23	61	11	0	3
Milwaukee	—	—	—	—	—	—	.296	62	179	53	6	23
New York-NL	—	—	—	—	—	—	.263	23	57	15	1	6
Philadelphia	—	—	—	—	—	—	.203	25	69	14	0	5
Pittsburgh	.500	2	6	3	0	0	.500	2	6	3	0	0
St. Louis	.143	2	7	1	0	0	.256	60	195	50	7	22
San Diego	—	—	—	—	—	—	.271	21	70	19	5	14
San Francisco	—	—	—	—	—	—	.261	17	46	12	4	8
Washington	—	—	—	—	—	—	.253	23	79	20	6	14
Home	.234	55	124	29	2	15	.264	354	957	253	33	141
Road	.344	57	131	45	3	8	.260	351	1025	266	24	103
Day	.315	45	111	35	2	9	.257	236	686	176	15	67
Night	.271	67	144	39	3	14	.265	469	1296	343	42	177
vs. Left	.222	—	54	12	0	6	.239	—	268	64	5	31
vs. Right	.308	—	201	62	5	17	.265	—	1714	455	52	213
Grass	.277	96	213	59	3	20	.261	672	1899	496	53	237
Turf	.357	16	42	15	2	3	.277	33	83	23	4	7
Pre-ASG	.309	66	162	50	2	14	.269	388	1099	296	35	139
Post ASG	.258	46	93	24	3	9	.253	317	883	223	22	105
RISP	.274	—	62	17	1	19	.268	—	503	135	18	185
Bases Loaded	.000	—	7	0	0	3	.192	—	52	10	2	37
April	.143	13	35	5	0	4	.230	92	257	59	8	27
May	.344	25	64	22	2	5	.288	132	358	103	17	55
June	.304	21	46	14	0	3	.284	124	363	103	10	47
July	.417	17	36	15	1	3	.244	103	295	72	5	33
August	.250	20	40	10	1	4	.278	115	324	90	11	43
Sept./Oct.	.235	16	34	8	1	4	.239	139	385	92	6	39
As PH	.350	24	20	7	1	2	.228	145	123	28	4	21
As DH	.333	2	6	2	0	1	.333	2	6	2	0	1

Mackowiak's Game Bests

Hits — 4 (3x, last 6/18/06 at Cin.)
 HR — 2 (3x, last 5/16/04 at S.F.)
 GS — 1 (twice, last 6/1/05 vs. Fla.)
 RBI — 5 (twice, last 6/1/05 vs. Fla.)
 SB — 2 (twice, last 5/4/05 at Hou.)
 Hitting Streak — 11 games (6/23-7/8/06)

Mackowiak's Grand Slams

No.	Date	Opp.	Inn.	Pitcher
1	5/28/04-1	vs. Cubs	9th	Joe Borowski
2	6/1/05	vs. Fla.	7th	Guillermo Mota

Mackowiak's Fielding — 1B

Year, Club	Pct.	G	PO	A	E	TC	DP
2001, Pit.	—	1	0	0	0	0	0
2004, Pit.	—	1	0	0	0	0	0
2005, Pit.	1.000	3	18	1	0	19	4
Totals	1.000	5	18	1	0	18	4

MACKOWIAK'S CAREER BY PARK

Park	AVG	AB	H	HR	RBI
Camden Yards	.400	5	2	0	0
Fenway Park	.000	10	0	0	0
U.S. Cellular	.239	134	32	2	16
Jacobs Field	.368	19	7	0	0
Comerica	.297	37	11	1	3
Kauffman	.286	14	4	0	1
Angel	.313	16	5	0	4
Metrodome	.407	27	11	1	2
Yankee	.167	12	2	0	0
McAfee	.385	13	5	1	2
SAFECO	.000	3	0	0	0
Tropicana	.500	6	3	0	0
Amerquest	.250	12	3	0	1
Rogers Centre	.154	13	2	1	1
Chase	.346	26	9	0	4
Turner	.303	33	10	0	1
Wrigley	.179	134	24	1	8
Cinergy	.156	32	5	0	1
Great American	.375	64	24	3	15
Coors	.259	27	7	0	4
Dolphin	.229	35	8	0	5
Minute Maid	.200	85	17	0	6
Dodger	.200	30	6	0	2
Miller	.299	97	29	4	12
Olympic	.250	12	3	2	3
Birthorn	.143	14	2	0	0
Shea	.258	31	8	0	1
AT&T	.316	19	6	3	6
PNC	.271	839	227	31	126
old Busch	.270	100	27	4	11
Qualcomm	.333	18	6	2	4
PETCO	.250	20	5	0	1
Veterans	.182	11	2	0	1
Citizens Bank	.150	20	3	0	1
RFK	.286	14	4	1	2

Mackowiak's Fielding — 3B

Year, Club	Pct.	G	PO	A	E	TC	DP
2001, Pit.	1.000	2	0	2	0	2	1
2002, Pit.	.955	26	13	50	3	66	4
2003, Pit.	.946	19	11	24	2	37	4
2004, Pit.	.962	55	37	90	5	132	15
2005, Pit.	.952	65	38	122	8	168	15
2006, Sox	1.000	6	0	4	0	4	0
Totals	.956	173	99	292	18	409	39

Mackowiak's Fielding — 2B


Year, Club	Pct.	G	PO	A	E	TC	DP
2001, Pit.	.947	21	34	55	5	94	8
2002, Pit.	.833	3	2	3	1	6	1
2003, Pit.	1.000	15	21	30	0	51	3
2005, Pit.	.976	20	37	43	2	82	10
Totals	.966	59	94	131	8	233	22

Mackowiak's Fielding — OF

Year, Club	Pct.	G	PO	A	E	TC	DP
2001, Pit.	.986	46	70	3	1	74	1
2002, Pit.	.988	106	151	7	2	160	3
2003, Pit.	1.000	30	30	0	0	30	0
2004, Pit.	.974	118	138	9	4	151	3
2005, Pit.	.981	63	102	4	2	108	2
2006, Sox	.974	96	149	2	4	155	0
Totals	.981	459	640	25	13	678	9

NICK MASSET

46



Given Name: Nicholas Allen Masset

Position: Pitcher

Bats: Right

Throws: Right

Height: 6-4

Weight: 235

Opening Day Age: 24

Born: May 17, 1982, St. Petersburg, Fla.

Resides: St. Petersburg, Fla.

First Pro Contract: Texas Rangers, selected in the eighth round, June 2000 First-Year Player Draft.

Sox Acquisition: Obtained from the Texas Rangers with pitchers John Danks and Jacob Rasner in exchange for pitcher Brandon McCarthy and outfielder David Paisano, December 23, 2006.

Major League Service: 39 days.

Contract Status: Signed through 2007.

■ **2006:** Made his major-league debut with Texas, making eight relief appearances over three separate stints ... split the rest of the season between Class AA Frisco and Class AAA Oklahoma, combining to go 6-7 with a 3.67 ERA (47 ER/115.1 IP) and three saves in 32 appearances (15 starts) ... was 4-6 with 3.07 ERA (30 ER/88.0 IP) as a starter and 2-1 with a 5.60 ERA (17 ER/27.1 IP) in relief ... was ranked by *Baseball America* following the season as the No. 8 Prospect in the Rangers organization ... his contract was purchased from Oklahoma on 6/25 ... made his major-league debut with 1.0 scoreless IP on 6/27 at San Francisco ... was optioned back to Oklahoma on 7/1 ... was recalled for the second time on 8/21 ... pitched in front of over 50 friends and family in his hometown of St. Petersburg on 8/23 at Tampa Bay ... was optioned back to Oklahoma on 8/25 ... was recalled for the final time on 9/5 ... appeared in six games in September ... did not allow a run over his final three appearances (3.0 IP) ... appeared in 24 games (seven starts) with Oklahoma ... averaged 9.6 strikeouts per 9.0 IP as a reliever (29 SO/27.1 IP) ... allowed 14 earned runs in 6.0 IP in his first two games with the RedHawks but went 4-3 with three saves and a 3.23 ERA (22 ER/61.1 IP) in his final 22 ... was assigned to Frisco on 5/12 but promoted back to Oklahoma on 5/27 ... started the season at Frisco, going 2-2, 2.06 (11 ER/48.0 IP) in eight starts ... went 2-0 with 0.47 ERA (1 ER/19.1 IP) and 16 strikeouts in his first three starts ... allowed one run and two hits over 7.0 IP on 4/13 at Corpus Christi ... struck out 10 batters in 5.2 IP on 5/6 vs. Tulsa ... pitched for Venados de Mazatlan in the Mexican Pacific League, going 0-2 with 2.61 ERA (6 ER/20.2 IP) and 15 saves in 20 appearances ... tied for the league lead in saves ... held the opposition to a .228 (18-79) average in the MPL, including a .157 mark vs. right-handers ... was traded to the Sox on 12/23 with pitchers John Danks and Jacob Rasner in exchange for pitcher Brandon McCarthy and outfielder David Paisano ... acquisition was recommended by Bill Young and Paul Provas.

MINOR LEAGUE HIGHLIGHTS

■ **2005:** Spent the season with Class AA Frisco, going 7-12 with a 6.18 ERA (108 ER/157.1 IP) and 105 strikeouts in 29 games (27 starts) ... led the Texas League in walks (61), runs allowed (124), earned runs allowed (108) and tied for the TL lead in losses ... ranked fifth in the league with 19 home runs allowed ... was named the Rangers Minor League Pitcher of the Month for July after going 2-1 with 2.03 ERA (7 ER/31.0 IP) in six games (four starts) ... struck out a season-high 10 batters on 6/28 vs. Tulsa ... threw first career complete game on 6/15 at Midland, allowing two runs in 9.0 IP to earn the win ... tossed 7.0 scoreless IP over two relief appearances ... went 3-2 with a 5.27 ERA (8 ER/13.2 IP) and 13 strikeouts in 10 relief appearances for the Grand Canyon Rafters in the Arizona Fall League.

■ **2004:** Spent most of the season with Class A Stockton in the California League ... combined to go 7-5 with a 3.31 ERA (32 ER/87.0 IP) in 18 games (12 starts) ... tossed 4.0 shutout IP in first game on 4/11 vs. Modesto ... was placed on disabled list following that outing due to a cyst in his right wrist ... took medication to remedy the cyst and returned with 1.2 relief IP on 6/12 at San Jose ... his season ERA was 5.40 (13 ER/21.2 IP) through six outings on 7/4 but threw 9.0 shutout IP over his next two games ... was 5-3 with a 2.77 ERA (17 ER/55.1 IP) over his final 10 games (eight starts) with Stockton from 7/9-8/23, lowering his season figure to 3.51 ... was promoted to Frisco in late August ... made his Class AA debut on Aug. 29 vs. El Paso, earning the win ... suffered Frisco's only playoff loss in a start on 9/15 vs. Round Rock, allowing seven runs in 5.1 IP after an 11-day layoff.

■ **2003:** Led Class A Clinton with 20 starts, ranked second in IP (123.2) and wins (seven) and third in strikeouts (63) ... posted 2.99 ERA (36 ER/108.1 IP) over his final 24 appearances ... recorded a season-high eight strikeouts in his final outing on 8/27 vs. Burlington ... struck out 5 of 11 batters faced on 7/7 vs. Kane County ... did not allow a home run in final 7 games (35.1 IP) ... lost both of his starts in the Midwest League playoffs.

■ **2002:** Appeared in 33 games (16 starts) with Class A Savannah of the South Atlantic League ... was 2-5 with 4.50 ERA in 16 starts and 3-3 with a 4.63 ERA in 17 relief outings.


■ **2001:** Made his pro debut with the Gulf Coast Rangers, compiling a 4.35 ERA (15 ER/31.0 IP) over 15 games (14 starts) ... did not allow a run in his first three games and 5.0 IP ... was recommended/signed by Ray Jackson.

MISCELLANEOUS/PERSONAL

■ Single ... graduated from Pinellas Park High School in St. Petersburg, Fla. ... originally signed a letter of intent to play college baseball at Louisiana State University ... played one season at St. Petersburg Junior College.


YEAR	CLUB	W-L	PCT	ERA	G	GS	CG	SHO	SV	IP	H	R	ER	HR	HB	BB-I	SO	WP	BK
2001	GCL Rangers	0-6	.000	4.35	15	14	0	0	0	31.0	34	21	15	2	2	7-0	32	1	0
2002	Savannah	5-8	.385	4.56	33	16	0	0	0	120.1	129	75	61	11	9	47-1	93	11	1
2003	Clinton	7-7	.500	4.08	30	20	0	0	2	123.2	144	75	56	7	9	43-0	63	8	3
2004	Stockton	6-5	.545	3.51	16	11	0	0	0	77.0	71	38	30	6	6	19-0	43	4	0
	Frisco	1-0	1.000	1.80	2	1	0	0	0	10.0	8	2	2	0	2	4-0	8	1	0
2005	Frisco	7-12	.368	6.18	29	27	1	0	0	157.1	197	124	108	19	9	61-0	105	9	2
2006	Frisco	2-2	.500	2.06	8	8	0	0	0	48.0	38	16	11	0	2	20-0	40	4	1
	Oklahoma	4-5	.444	4.81	24	7	1	0	3	67.1	79	48	36	4	3	28-1	65	3	0
	TEXAS	0-0	.000	4.15	8	0	0	0	0	8.2	9	4	4	0	2	2-0	4	0	0
MINOR TOTALS		32-45	.416	4.52	157	104	2	0	5	634.2	700	399	319	49	42	229-2	449	41	7
A.L. TOTALS		0-0	.000	4.15	8	0	0	0	0	8.2	9	4	4	0	2	2-0	4	0	0
M.L. TOTALS		0-0	.000	4.15	8	0	0	0	0	8.2	9	4	4	0	2	2-0	4	0	0

- Selected by Texas in the eighth round of the First-Year Player Draft (6/00).
- On Class A Stockton disabled list with a cyst on right wrist (4/4-6/11/04).
- Acquired by the White Sox from Texas with pitchers John Danks and Jacob Rasner in exchange for pitcher Brandon McCarthy and outfielder David Paisano (12/23/06).



JERRY OWENS

7



Given Name: Jerry Lee Owens

Position: Outfielder

Bats: Left

Throws: Left

Height: 6-3

Weight: 190

Opening Day Age: 26

Born: February 16, 1981, Hollywood, Calif.

Resides: Newhall, Calif.

First Pro Contract: Montreal Expos, selected in the second round, June 2003 First-Year Player Draft.

Sox Acquisition: Obtained from the Washington Nationals in exchange for outfielder Alex Escobar, February 13, 2005.

Major League Service: 37 days.

Contract Status: Signed through 2007.

■ **2006:** Appeared in 12 games with the White Sox after being reinstated from the 15-day disabled list on 9/10 ... hit .333 (3-9) with a double and four runs scored with the White Sox ... made four appearances in center field (two starts) and one in right ... pinch ran on seven occasions, scoring twice ... was recalled from Class AAA Charlotte on 8/26 and placed on the disabled list with a sprained right ankle ... made his major-league debut as a pinch runner on 9/11 at Los Angeles-AL ... recorded his first two major-league hits on 9/27 at Cleveland, going 2-4 with a run scored in his first start ... also notched his first stolen base ... was 1-2 with a double and run scored on 9/29 at Minnesota before leaving with strained toes on his right foot ... batted .262 (115-439) with four home runs, 48 RBI, 75 runs scored and 40 stolen bases with the Knights ... ranked third in the International League in steals ... led all White Sox minor leaguers in stolen bases and extra-base hits (55) and ranked among the leaders in runs scored (3rd), triples (T5th) and hits (10th) ... led the Knights with a .374 (34-91) average with runners in scoring position ... was successful in 76.9 (40-52) percent of his stolen-base attempts ... hit .242 (74-305) in his first 76 games and .306 (41-134) in his final 36 ... batted .287 vs. right-handers and .205 vs. lefties ... collected a season-high four RBI on 4/19 vs. Toledo and a season-best four hits on 6/17 vs. Durham ... played for Scottsdale in the Arizona Fall League, hitting .310 (18-58) with 10 stolen bases in 15 games ... was named to the AFL All-Prospect Team ... was ranked by *Baseball America* as the No. 5 Prospect in the White Sox organization entering the season ... also ranked by the same publication as the Best Hitter for Average, Fastest Baserunner and Best Athlete in the organization.

MINOR LEAGUE HIGHLIGHTS

■ **Career:** Is a career .296 (411-1,387) hitter ... has stolen 30-plus bases in each of the last three seasons.

■ **2005:** Won the Southern League batting crown with a .331 average at Class AA Birmingham while setting the Barons modern era record (1964-present) with 173 hits ... also led the SL in at-bats (522), ranked second in runs scored (99) and third in stolen bases (38) ... was named to the SL postseason All-Star Team ... led the Barons with a .393 on-base percentage ... was successful on 38 of 58 stolen-base attempts (65.5 percent) ... played in 119 games in left field, 10 at designated hitter and one at third base ... led off 124 times, hitting .332 (170-512) ... was 34-114 (.298) with runners in scoring position and 5-12 (.417) with the bases loaded ... hit .311 or better in four of five months, including a .398 (37-93) average in July and .349 (44-126) in August ... collected a hit in 100 of 122 starts with 53 multihit efforts ... never went more than two starts without a hit ... batted .453 (24-53) with 13 runs scored in 15 games from 4/21-5/6 ... compiled a team-high 18-game hitting streak from 7/22-8/11, tied for the third-longest in the SL in 2006 ... posted multihit efforts in 13 of the 18 games ... also reached base safely in an SL-best 37 straight games from 6/27-8/14 ... scored four runs on 8/11 vs. Huntsville ... stole a season-high three bases on 9/4 vs. Jacksonville ... played for LaGuaira in the Venezuelan Winter League, hitting .356 (64-180) ... was managed by White Sox third base coach Joey Cora.

■ **2004:** Spent the season at Class A Savannah in the Montreal organization ... was successful on 69.8 percent (30-43) of his stolen base attempts ... made 52 appearances in left field, 37 as the designated hitter and 18 in center ... batted .370 in June with 11 multihit efforts ... reached base safely in all five plate appearances on 8/13 at Kannapolis ... hit .270 in 26 games with the Peoria Javelinas of the Arizona Fall League

■ **2003:** Made his pro debut at Advanced Rookie Vermont ... was limited by a hernia to two games ... was signed by Anthony Arango (Expos).

MISCELLANEOUS/PERSONAL

■ Single ... attended The Master's College in Santa Clarita, Calif. ... hit .451 with six home runs, 31 RBI and 30 stolen bases in lone season at TMC, his first on the diamond since his sophomore year in high school ... spent the previous two years at UCLA, where he played football ... graduated from Hart (Calif.) High School ... lettered in baseball and football ... caught passes in high school from current Baltimore Ravens quarterback Kyle Boller.

YEAR	CLUB	AVG	G	AB	R	H	TB	2B	3B	HR	RBI	SH	SF	HB	BB	SO	SB	CS	E
2003	Vermont	.125	2	8	0	1	1	0	0	0	0	0	0	0	0	2	1	0	0
2004	Savannah	.292	108	418	69	122	146	17	2	1	37	1	2	3	46	59	30	13	3
2005	Birmingham	.331	130	522	99	173	212	21	6	2	52	9	2	2	52	72	38	20	3
2006	Charlotte	.262	112	439	75	115	152	15	5	4	48	5	3	1	45	61	40	12	4
	WHITE SOX	.333	12	9	4	3	4	1	0	0	0	0	0	0	0	2	1	0	0
MINOR TOTALS		.296	352	1387	243	411	511	53	13	7	137	15	7	6	143	194	109	45	10
A.L. TOTALS		.333	12	9	4	3	4	1	0	0	0	0	0	0	0	2	1	0	0
M.L. TOTALS		.333	12	9	4	3	4	1	0	0	0	0	0	0	0	2	1	0	0

- Selected by Montreal in the second round of First-Year Player Draft (6/03).
- On Advanced Rookie Vermont disabled list with a hernia (6/21/03-remainder of season).
- Traded by Washington to the White Sox in exchange for outfielder Alex Escobar (2/13/05).
- On White Sox disabled list with right ankle sprain (8/26-9/10/06); included rehabilitation assignment to Class AAA Charlotte (8/29-9/6/06).

White Sox 2006 Winter League Statistics (Regular Season Only)

BATTERS	CLUB	LG	AVG	G	AB	R	H	2B	3B	HR	RBI	BB	IBB	SO	SB	CS	OBP	SLG	OPS	SF	SH	HBP	E	GI			
																								DP	E		
Anderson, B.	La Guaira	VWL	.211	5	19	1	4	0	0	0	1	1	0	7	0	0	.250	.211	.461	0	0	0	0	0	0	0	
Camacho, J.	Zulia	VWL	.321	45	162	22	52	5	1	6	29	12	4	35	0	0	.380	.475	.855	1	0	4	3	9			
Fields, J.	La Guaira	VWL	.214	10	42	1	9	2	0	0	1	1	0	15	2	0	.244	.262	.506	1	0	1	4	1			
Gonzalez, A.	Scottsdale	AFL	.170	16	53	6	9	3	0	0	7	6	0	6	6	0	.250	.226	.476	1	0	0	2	6			
Gonzalez, W.	Lara	VWL	.256	27	90	7	23	4	0	1	8	7	0	12	0	0	.320	.333	.653	1	0	0	2	3	1		
Lopez, P.	Estrellas	DWL	.282	12	39	1	11	1	0	0	6	4	0	2	0	1	.349	.308	.657	0	1	0	1	2			
Martinez, J.	La Guaira	VWL	.250	1	4	1	1	0	0	0	0	0	0	0	0	0	.250	.250	.500	0	0	0	0	0	0		
Mercedes, V.	Lickey	DWL	.400	8	10	3	4	1	0	0	3	2	0	0	0	0	.500	.500	1.000	0	0	0	0	0	0		
Molina, G.	Magallanes	VWL	.111	12	18	0	2	0	0	0	0	0	0	9	0	0	.111	.111	.222	0	0	0	0	1	0		
Nanita, R.	Lickey	DWL	.348	16	23	3	8	3	0	0	2	4	1	2	0	0	.444	.478	.923	0	0	0	0	0	0		
Owens, J.	Scottsdale	AFL	.310	15	58	5	18	2	0	0	4	4	1	9	10	2	.355	.345	.700	0	0	0	0	0	0		
Ozuna, P.	Estrellas	DWL	.444	5	18	6	8	0	0	0	1	4	0	3	0	0	.565	.444	1.010	0	0	1	1	0			
Ozuna, P.	D.R	CS	.250	1	4	0	1	0	0	0	0	0	0	2	0	1	.250	.250	.500	0	0	0	0	0	0		
Spivey, J.	Aguilas	LMP	.152	9	33	6	5	1	0	0	2	5	0	11	1	0	.282	.182	.464	0	0	1	2	2			
Sweeney, R.	La Guaira	VWL	.280	14	50	9	13	2	1	7	10	1	8	0	1	.383	.400	.783	0	0	0	0	1	1			
Terrero, L.	Azucareros	DWL	.176	13	51	2	9	1	0	0	1	4	0	8	1	2	.236	.196	.432	0	0	0	3	1			
Valenzuela Jr., F.	Aguilas	LMP	.280	39	127	9	33	3	0	4	16	7	3	19	1	1	.299	.378	.677	2	0	1	6	1			

PITCHER	CLUB	LG	W-L	ERA	G	GS	CG	SHO	SV	IP	H	R	ER	HR	HB	BB	IBB	SO	BK	WP	WHIP	AVG
Floyd, G.	Peoria	AFL	0-1	5.59	6	6	0	0	0	19.1	17	12	12	2	1	10	0	14	0	0	1.00	.223
Gonzalez, G.	Peoria	AFL	0-0	2.81	6	5	0	0	0	16.0	13	5	5	1	0	10	0	20	0	2	1.23	.224
Logan, B.	La Guaira	VWL	0-0	2.08	5	0	0	0	0	4.1	3	2	1	0	0	0	0	3	0	1	1.50	.158
Malone, C.	Scottsdale	AFL	0-4	5.16	7	7	0	0	0	22.2	32	14	13	0	0	10	0	7	0	2	0.82	.348
Malone, C.	La Guaira	VWL	0-3	6.91	6	3	0	0	0	14.1	16	13	11	2	0	10	0	14	0	0	1.38	.271
Masset, N.	Mazatlan	LMP	0-2	2.61	20	0	0	0	15	20.2	18	6	6	0	0	2	0	22	0	1	0.95	.228
Perez, O.	Lickey	DWL	3-0	0.93	16	0	0	0	1	19.1	2	2	2	0	2	5	0	16	1	1	1.80	.034
Phillips, H.	La Guaira	VWL	0-1	6.23	1	1	0	0	0	4.1	6	5	3	1	0	2	0	2	0	0	4.50	.333
Reynoso, P.	Cibao	DWL	0-0	10.12	2	0	0	0	0	2.2	4	3	3	0	0	1	0	2	0	1	1.50	.364
Russell, A.	Scottsdale	AFL	2-0	3.65	13	0	0	0	0	12.1	11	5	5	0	2	5	0	8	1	1	1.15	.244
Santeliz, C.	Magallanes	VWL	0-0	0.00	2	0	0	0	0	2.0	2	0	0	0	0	1	0	0	0	0	2.50	.286
Sisco, A.	Mazatlan	LMP	2-3	4.59	7	7	0	0	0	33.1	30	18	17	4	1	16	0	32	1	2	0.66	.240
Tracey, S.	La Guaira	VWL	0-0	24.00	3	1	0	0	0	3.0	7	8	8	2	1	6	0	4	0	0	1.50	.438
Vasquez, C.	Zulia	VWL	0-0	0.00	2	0	0	0	0	1.2	2	1	0	0	0	0	0	1	0	1	3.00	.286
Vasquez, C.	Oriente	VWL	1-0	6.75	10	0	0	0	0	10.2	6	8	8	0	1	9	1	6	0	5	3.00	.167
Vasquez, C.	Magallanes	VWL	1-0	8.10	3	0	0	0	0	3.1	5	3	3	0	0	3	0	2	0	0	6.00	.417
Wassermann, E.	La Guaira	VWL	1-3	10.13	15	0	0	0	0	13.1	22	16	15	2	2	6	1	8	0	0	1.73	.379
Whisler, W.	Scottsdale	AFL	1-1	3.97	13	0	0	0	0	11.1	7	6	5	2	0	10	0	2	0	2	1.50	.175
Zazueta, J.	Navjoia	LMP	0-1	5.06	16	1	0	0	0	21.1	24	13	12	1	2	12	0	8	0	2	1.90	.304

PABLO OZUNA

38



Given Name: Pablo Jose Ozuna

Position: Infielder

Bats: Right

Throws: Right

Height: 5-11

Weight: 190

Opening Day Age: 32

Born: August 25, 1974, Santo Domingo, Dominican Republic

Resides: Boca Chica, Dominican Republic

First Pro Contract: St. Louis Cardinals, signed as a free agent, April 8, 1996.

Sox Acquisition: Signed as a free agent, December 20, 2004.

Major League Service: Four years, 55 days.

Contract Status: Signed through 2008 (agreed to terms on a two-year contract with a club option for 2009, December 5, 2006).

■ **2006:** Established career highs in average (.328), hits (62), doubles (12), home runs (two), RBI (17) and games played (79) ... led the Sox and tied for seventh in the American League with six bunt hits ... made 44 starts, including 37 in left field, four at third base and three at second ... also made one appearance in right field ... compiled a .988 (1 E/82 TC) fielding percentage ... batted .413 (38-92) prior to the All-Star Break but started the second half in an 0-12 streak and finished at .247 (24-97) after the break ... average was a season-high .438 after back-to-back, three-hit efforts on 6/15 at Texas and 6/17 at Cincinnati ... 15 of his 17 RBI came against left-handers ... hit .355 (22-62) with runners on base and .424 (14-33) with runners in scoring position ... led off 39 times (Sox were 14-25) and hit .331 (48-145) from the No. 1 spot in the order ... had at least one at-bat in all nine positions in the lineup for the second straight season ... posted 18 multihit efforts ... was 3-11 (.273) with one home run and three RBI as a pinch hitter and pinch ran 16 times (scored twice) ... hit .474 (18-38) in June, but just .087 (2-23) in July ... went 6-13 (.462) in six interleague contests ... batted .385 (15-39) when swinging at the first pitch ... was successful on six of 12 stolen base attempts ... made his third Opening Day roster and second straight with the Sox ... scored the winning run as a pinch runner in the ninth inning on 4/30 at the Angels ... hit his first major-league home run on 5/3 vs. Seattle, a solo shot off Eddie Guardado in the ninth inning to tie the game ... doubled with two outs in the 11th inning of that game and scored the winning run on Juan Uribe's single ... led off on 5/22 vs. Oakland, going 2-6 with a game-winning bunt single in the 10th inning ... surpassed his 2005 RBI total (11) on 6/14 at Texas ... played in just one game from 6/27-7/6 after suffering a strained left hamstring on 6/25 vs. Houston ... amassed a career-best 11-game hitting streak from 6/23-7/9 (.417, 15-36) ... hit his first career leadoff home run on 8/17 vs. Kansas City ... was hit in the head by Jake Woods on 9/21 vs. Seattle ... hit safely in his last seven games (.348, 8-23) and batted .367 (18-49) over his last 14 ... played in five games for Estrellas in the Dominican Winter League, going 8-16 (.500) with five runs scored.

MAJOR LEAGUE HIGHLIGHTS

■ **2005:** Batted .276 (56-203) in 70 games in his first season with the White Sox ... ranked fourth on the Sox in stolen bases (21 attempts) ... made 52 starts, including 30 at third base, 11 at shortstop, eight in left field, two at second and one at designated hitter ... also made two appearances at first base and one in right field ... hit .277 (53-191) as a starter ... appeared in 10 games as a pinch hitter (.375, 3-8) and seven as a pinch runner (three runs) ... had at least one at-bat in all nine positions in the lineup ... hit .284 (23-81) in 20 starts from the leadoff spot (Sox were 9-11) ... hit .346 (37-107) on the road, compared to .198 (19-96) at home ... was 20-53 (.377) when swinging at the first pitch ... the Sox went 24-14 when recording a hit and 18-7 when scoring a run ... drove in the winning run in the 10th inning on 4/24 at Kansas City with a pinch-hit double ... also made his first career appearance at first base ... suffered a bruised left wrist on 4/26 at Oakland and missed five of the next six games ... made his first career start at designated hitter on 5/12 vs. Baltimore, going 0-2 ... made six straight starts at shortstop from 6/20-26 ... collected a career-high four hits on 7/15 at Cleveland, going 4-5 with a double and two stolen bases ... recorded his only multi-RBI effort on 8/1 at Baltimore ... hit safely in a season-best seven straight games from 8/21-9/1 (.417, 10-24) ... his steal of home on 9/8 vs. Kansas City was the first by a Sox player since Brian Daubach on 5/27/03 vs. Minnesota ... made his second Opening Day roster (also 2002 with Florida) ... hit .527 (29-55) during the spring, the highest average by a Sox player since 1969 ... was a non-roster invitee to spring training with the Sox after signing as a minor-league free agent on 12/20/04.

■ **2003:** Made eight appearances at second base, five in center field and three at shortstop for Colorado ... collected three hits on 8/24 vs. Atlanta ... hit .282 (44-156) with 20 RBI for Estrellas in the Dominican Winter League.

■ **2002:** Appeared with Florida on four different occasions ... was cited by *Baseball America* prior to the season as the No. 12 Prospect in the Marlins organization ... made his first Opening Day roster ... hit .500 (7-14) in eight games vs. Philadelphia ... went 7-18 (.389) as a pinch hitter ... recorded his first career multi-RBI game on 7/4 vs. New York (pinch-hit, two-run triple) ... was acquired by Colorado on 11/18 as part of a six-player deal with the Marlins ... batted .301 (46-153) with 19 RBI for Estrellas in the DWL.

■ **2000:** Was tabbed by *Baseball America* prior to the season as the No. 7 Prospect in the Marlins organization and the No. 62 Prospect overall in baseball ... made his major-league debut on 4/23 vs. Philadelphia ... also collected first hit (infield single off Robert Person) ... recorded three hits on 9/30 vs. the Phillies.

POSTSEASON HIGHLIGHTS

■ **2005:** Appeared in two games as a pinch runner for the World Champion White Sox ... pinch ran in Game 1 of the ALCS vs. the Angels ... also pinch ran for A.J. Pierzynski in Game 2 of the ALCS with the score tied at 1-1 in the ninth inning ... stole second base and scored the winning run on Joe Crede's game-ending double off Kelvin Escobar as the Sox evened the series at one game apiece.

MINOR LEAGUE HIGHLIGHTS

■ **2004:** Spent the season with Class AAA Scranton-Wilkes Barre in the Philadelphia organization ... ranked fifth in the International League in stolen bases (31) ... led the Red Barons in hits (145) and RBI (77), tied for the lead in sacrifice hits (11) and finished second in average (.307) and runs scored (77) ... compiled a club-record 27-game hitting streak from 7/27-8/23 (.423, 44-104), the longest streak in the IL and tied for the third-best in the minor leagues in 2004 ... totaled 27 RBI in May ... went 21 games without striking out from 7/17-8/7 ... batted .395 (45-114) with 17 RBI in August ... played for Estrellas in the Dominican Winter League, hitting .344 (63-183) with 24 stolen bases ... led the DWL in steals and ranked second in average.

■ **2003:** Opened the season on Colorado's disabled list after spraining the medial collateral ligament in his left knee on 3/26 ... made two rehab appearances with Class A Visalia before being transferred to Class AA Tulsa ... was reinstated from the disabled list and optioned to Tulsa on 6/6 ... was promoted to Class AAA Colorado Springs on 6/15 ... was recalled by Colorado on 8/19.

■ **2002:** Played in 77 games with Class AAA Calgary ... hit safely in 13 of 14 games from 5/2-6/3, going 24-48 (.500) ... combined to bat .381 (51-134) in 38 games from May-July.

■ **2001:** Was named by *Baseball America* entering the season as the No. 9 Prospect in the Marlins organization ... missed the entire season after undergoing left wrist surgery on 4/30 ... was diagnosed with a TFCC tear (tendon/cartilage complex in the wrist) ... the procedure was performed by Dr. Brian Fingado at Holy Cross Hospital in Fort Lauderdale, Fla ... hit .301 (40-133) with 12 RBI and 17 runs scored for Estrellas in the Dominican Winter League.

■ **2000:** Ranked fifth in the EL in stolen bases (35) and seventh in average (.308) at Class AA Portland ... named to the EL postseason All-Star Team ... also ranked among the organizational leaders in stolen bases (3rd) and average (5th) ... hit safely in 14 straight games from 4/10-5/13 (.356, 21-59).

■ **1999:** Spent his first season with the Marlins at Portland ... was chosen by *Baseball America* as the No. 1 Prospect in the Midwest League, the fourth-best prospect in the Marlins organization and the No. 8 Prospect in baseball entering the season ... recorded a pair of 14-game hit streaks ... batted .331 in May and .325 in June ... led the Dominican Winter League with a .324 average (47-145) for Estrellas.

■ **1998:** Was cited by *Baseball America* as the Best Batting Prospect, Best Defensive Shortstop and Most Exciting Player in the Midwest League at Class A Peoria ... was named to the same publication's Minor League All-Star First Team and Class A All-Star squad ... earned MWL Player of the Year honors and was selected to Howe Sportsdata All-Prospect Team and All-Teen Team ... participated in the MWL All-Star Game ... led all minor leaguers in hits (192) and tied for second in average (.357) and runs scored (122) ... earned TOPPS Minor League Player of the Month honors in the MWL for May (.392, 47-120) ... set a club record with five stolen bases on 7/1 vs. Wisconsin and became the first player in franchise history to post two five-hit games in one season.

■ **1997:** Named to the Appalachian League All-Star Team in his first season with Advanced Rookie Johnson City ... tied for the league lead with six sacrifice hits and tied for second in strikeouts per at-bat (10.46).

MISCELLANEOUS/PERSONAL

■ Married Lorena ... has one son: Estalin ... was originally signed by the Cardinals as a free agent on 4/8/96 ... was recommended/signed by Roberto Diaz (Cardinals).

Haven't Seen That Before

Kansas City and the White Sox both hit leadoff home runs in the first and second innings on August 17, 2006 at U.S. Cellular Field, which according to the Elias Sports Bureau was the first time in major-league history that feat has been accomplished. David DeJesus and Emil Brown homered leading off the first two innings for the Royals, while Pablo Ozuna (first) and Jermaine Dye (second) went deep for the Sox. The previous time a White Sox game featured leadoff home runs in the first inning was on June 13, 2001 vs. Cincinnati (Brady Clark and Ray Durham).

YEAR	CLUB	AVG	G	AB	R	H	TB	2B	3B	HR	RBI	SH	SF	HB	BB	SO	SB	CS	E
1996	DSL Cardinals	.363	74	295	57	107	145	12	4	6	60	3	4	6	23	19	18	5	0
1997	Johnson City	.323	56	232	40	75	105	13	1	5	24	6	2	1	10	24	23	5	25
1998	Peoria	.357	133	538	*122	*192	266	27	10	9	62	12	2	11	29	56	62	26	45
1999	Portland	.281	117	502	62	141	201	25	7	7	46	7	3	13	13	50	31	16	28
2000	Portland	.308	118	464	74	143	201	25	6	7	59	5	5	7	40	55	35	24	25
	FLORIDA	.333	14	24	2	8	9	1	0	0	0	2	0	0	2	1	0	1	
2001		DID NOT PLAY DUE TO INJURY																	
2002	FLORIDA	.277	34	47	4	13	19	2	2	0	3	0	1	1	1	3	1	1	1
	Calgary	.326	77	261	37	85	124	16	1	7	33	7	2	3	17	37	16	3	9
2003	Visalia	.625	2	8	1	5	5	0	0	0	1	0	0	0	1	1	1	1	0
	Tulsa	.254	12	59	4	15	18	3	0	0	4	0	0	0	2	5	4	2	3
	Colorado Springs	.269	56	219	30	59	89	13	7	1	17	5	1	1	9	23	12	6	6
	COLORADO	.200	17	40	5	8	9	1	0	0	2	1	0	2	2	6	3	0	2
2004	Scranton-WB	.307	126	472	77	145	196	27	3	6	76	11	5	7	22	43	31	12	15
2005	WHITE SOX	.276	70	203	27	56	67	7	2	0	11	3	0	4	7	26	14	7	9
2006	WHITE SOX	.328	79	189	25	62	84	12	2	2	17	3	0	4	7	16	6	6	1
MINOR TOTALS		.317	771	3050	504	967	1350	161	39	48	382	56	24	49	166	313	233	100	156
SOX TOTALS		.301	149	392	52	118	151	19	4	2	28	6	0	8	14	42	20	13	10
N.L. TOTALS		.261	65	111	11	29	37	4	2	0	5	3	1	3	3	11	5	1	4
A.L. TOTALS		.301	149	392	52	118	151	19	4	2	28	6	0	8	14	42	20	13	10
M.L. TOTALS		.292	214	503	63	147	188	23	6	2	33	9	1	11	17	53	25	14	14

* Led League

- Signed by St. Louis as a free agent (4/8/96).
- Traded by St. Louis with Armando Almanza and Braden Loooper to Florida in exchange for Edgar Renteria (12/14/98).
- On Florida disabled list with a torn tendon in left wrist (3/23-11/13/01).
- Traded by Florida with Vic Darenboung, Charles Johnson and Preston Wilson to Colorado for Mike Hampton, Juan Pierre and cash considerations (11/18/02).
- On Colorado disabled list with a sprained right knee (3/26-6/6/03).
- Signed by Detroit as a free agent (1/9/04).
- Traded by Detroit to Philadelphia in exchange for future considerations (3/27/04).
- On Class AAA disabled list with a laceration on right hand (7/6-13/04).
- Signed by the White Sox as a free agent (12/20/04).



OZUNA'S STATISTICAL BREAKDOWN

	2006						CAREER					
	AVG	G	AB	H	HR	RBI	AVG	G	AB	H	HR	RBI
Baltimore	.250	2	4	1	0	0	.154	6	13	2	0	2
Boston	.111	4	9	1	0	0	.063	6	16	1	0	0
Cleveland	.294	12	34	10	0	2	.333	21	57	19	0	3
Detroit	.357	5	14	5	0	2	.245	18	53	13	0	4
Kansas City	.333	12	30	10	1	5	.328	23	58	19	1	9
Los Angeles-AL	.000	3	2	0	0	0	.083	8	12	1	0	0
Minnesota	.421	9	19	8	0	0	.316	15	38	12	0	0
New York-AL	.000	5	9	0	0	0	.176	7	17	3	0	0
Oakland	.250	4	12	3	0	1	.241	9	29	7	0	1
Seattle	.545	4	11	6	1	1	.471	7	17	8	1	1
Tampa Bay	.250	3	8	2	0	0	.389	8	18	7	0	1
Texas	.438	6	16	7	0	3	.400	11	30	12	0	4
Toronto	.375	4	8	3	0	2	.375	4	8	3	0	2
Interleague	.462	6	13	6	0	1	.393	16	28	11	0	1
Arizona	—	—	—	—	—	—	.000	4	1	0	0	0
Atlanta	—	—	—	—	—	—	.364	5	11	4	0	0
Chicago-NL	1.000	1	1	1	0	0	.308	7	13	4	0	0
Cincinnati	.600	2	5	3	0	0	.500	3	6	3	0	0
Colorado	—	—	—	—	—	—	.667	2	6	4	0	0
Florida	—	—	—	—	—	—	.200	1	5	1	0	0
Houston	.500	2	2	1	0	0	.250	4	4	1	0	0
Los Angeles-NL	—	—	—	—	—	—	.300	5	10	3	0	0
New York-NL	—	—	—	—	—	—	.167	4	6	1	0	2
Philadelphia	—	—	—	—	—	—	.500	12	24	12	0	0
Pittsburgh	—	—	—	—	—	—	.500	2	2	1	0	0
St. Louis	.200	1	5	1	0	1	.100	3	10	1	0	1
San Diego	—	—	—	—	—	—	.333	4	9	3	0	2
San Francisco	—	—	—	—	—	—	.000	6	19	0	0	0
Washington	—	—	—	—	—	—	.182	9	11	2	0	1
Home	.322	39	87	28	2	11	.268	111	239	64	2	20
Road	.333	40	102	34	0	6	.314	103	264	83	0	13
Day	.338	28	65	22	1	5	.301	80	183	55	1	10
Night	.323	51	124	40	1	12	.288	134	320	92	1	23
vs. Left	.322	—	143	46	2	15	.301	—	269	81	2	18
vs. Right	.348	—	46	16	0	2	.282	—	234	66	0	15
Grass	.331	69	166	55	2	17	.289	189	446	129	2	32
Turf	.304	10	23	7	0	0	.316	25	57	18	0	1
Pre-ASG	.413	42	92	38	1	13	.338	99	213	72	1	19
Post ASG	.247	37	97	24	1	4	.259	115	290	75	1	14
RISP	.424	—	33	14	0	15	.316	—	98	31	0	31
Bases Loaded	.500	—	2	1	0	4	.400	—	5	2	0	6
April	.500	8	16	8	0	3	.327	24	55	18	0	4
May	.353	18	34	12	1	6	.309	30	55	17	1	6
June	.474	14	38	18	0	4	.400	33	75	30	0	6
July	.087	10	23	2	0	0	.224	27	67	15	0	4
August	.257	14	35	9	1	4	.276	29	67	24	1	7
Sept./Oct.	.302	15	43	13	0	0	.262	71	164	43	0	6
As PH	.273	12	11	3	1	3	.341	45	41	14	1	6
As DH	.000	7	1	0	0	0	.200	9	5	1	0	0

Ozuna's Game Bests

Hits — 4 (7/15/05 at Cle.)
HR — 1 (twice, last 8/17/06 vs. K.C.)
GS — None
RBI — 2 (8x, last 6/15/06 at Tex.)
SB — 2 (twice, last 7/15/05 at Cle.)
Hitting Streak — 11 games (5/30-6/30/06)

Ozuna's Fielding — OF

Year, Club	Pct.	G	PO	A	E	TC	DP
2002, Fla.	—	1	0	0	0	0	0
2003, Col.	1.000	5	1	0	0	1	0
2005, Sox	1.000	10	10	0	0	10	0
2006, Sox	1.000	39	45	3	0	48	0
Totals	1.000	55	56	3	0	59	0

OZUNA'S CAREER BY PARK

Park	AVG	AB	H	HR	RBI
Camden Yards	.182	11	2	0	2
Fenway Park	.111	9	1	0	0
U.S. Cellular	.257	183	47	2	16
Jacobs Field	.345	29	10	0	3
Comerica	.310	29	9	0	1
Kauffman	.375	24	9	0	2
Angel	.125	8	1	0	0
Metrodome	.375	24	9	0	0
Yankee	.100	10	1	0	0
McAfee	.385	13	5	0	0
SAFECO	.500	8	4	0	0
Tropicana	.364	11	4	0	0
Amerquest	.474	19	9	0	4
Rogers Centre	.000	3	0	0	0
Chase	.000	1	0	0	0
Turner	.200	5	1	0	0
Wrigley	1.000	1	1	0	0
Cinergy	.000	1	0	0	0
Great American	.600	5	3	0	0
Coors	.345	29	10	0	2
Dolphin	.333	33	11	0	2
Minute Maid	.000	1	0	0	0
Dodger	.333	6	2	0	0
Olympic	.111	9	1	0	1
Shea	.000	4	0	0	0
AT&T	.000	6	0	0	0
PNC	.500	2	1	0	0
old Busch	.000	5	0	0	0
Qualcomm	.500	4	2	0	0
Veterans	.400	10	4	0	0

Ozuna's Fielding — 2B

Year, Club	Pct.	G	PO	A	E	TC	DP
2000, Fla.	.967	7	12	17	1	30	3
2002, Fla.	.967	10	13	16	1	30	3
2003, Col.	.981	8	22	31	1	54	9
2005, Sox	.923	6	6	6	1	13	0
2006, Sox	.944	6	5	12	1	18	1
Totals	.966	37	58	82	5	145	16

Ozuna's Fielding — SS

Year, Club	Pct.	G	PO	A	E	TC	DP
2003, Col.	.900	3	3	6	1	10	0
2005, Sox	.964	15	19	35	2	56	12
Totals	.955	18	22	41	3	66	12

Ozuna's Fielding — 3B

Year, Club	Pct.	G	PO	A	E	TC	DP
2005, Sox	.941	32	29	67	6	102	4
2006, Sox	1.000	17	5	11	0	16	0
Totals	.949	49	34	78	6	118	4

Ozuna's Fielding — 1B

Year, Club	Pct.	G	PO	A	E	TC	DP
2005, Sox	1.000	2	2	1	0	3	0

ONELI PEREZ

58



Given Name: Oneli Garcia Perez
Position: Pitcher
Bats: Right **Throws:** Right
Height: 6-2 **Weight:** 190
Opening Day Age: 22
Born: May 26, 1984, Bonao, Dominican Republic
Resides: Puerta Plata, Dominican Republic
First Pro Contract: White Sox.
Sox Acquisition: Signed as a free agent, May 19, 2004.
Major League Service: None.
Contract Status: Signed through 2007.

■ **2006:** Combined to go 4-2 with a 0.82 ERA (7 ER/76.2 IP) and nine saves in 54 relief appearances between Class A Kannapolis, Class A Winston-Salem and Class AA Birmingham ... limited opponents to a .164 (46-280) average ... posted a 4.8 strikeout-to-walk ratio (19 BB/91 SO) and averaged 10.7 strikeouts per 9.0 IP ... recorded 32 games with multiple strikeouts ... threw at least 2.0 IP on 16 occasions and at least 3.0 IP five times ... recorded a 0.20 ERA (1 ER/44.0 IP) in 29 outings at home ... began the season with Kannapolis ... was 3-1 with a 0.99 ERA (4 ER/36.1 IP) and eight saves in 30 games ... was named to the South Atlantic League midseason All-Star Team ... led the Intimidators in saves ... did not allow an earned run at home in 16 games (20.2 IP) ... went a season-high 3.2 scoreless IP on 4/17 vs. Rome ... appeared in 17 games with Winston-Salem, going 1-0 with a 0.72 ERA (2 ER/25.0 IP) ... owned a 0.46 ERA (1 ER/19.1 IP) in his first 14 appearances with the Warthogs ... went 0-1 with a 0.55 ERA (1 ER/16.1 IP) and one save in seven games with Birmingham ... struck out a season-best six batters on 8/19 vs. Jacksonville (3.1 IP) ... went 3-0 with a 0.93 ERA (2 ER/19.1 IP) in 16 games with Lacey in the Dominican Winter League ... held opponents to two hits in 58 at-bats (.034).

MINOR LEAGUE HIGHLIGHTS

■ **2005:** Went 0-0 with a 5.40 ERA (6 ER/10.0 IP) in two starts and 4-2 with 3.47 ERA (27 ER/70.0 IP) and two saves in 34 relief appearances at Class A Kannapolis ... ranked third on the Intimidators in appearances (36) ... earned his first pro win on 5/11 vs. Lakewood (2.0 IP) ... was signed by Denny Gonzalez.

MISCELLANEOUS/PERSONAL

■ Single.

YEAR	CLUB	W-L	PCT	ERA	G	GS	CG	SHO	SV	IP	H	R	ER	HR	HB	BB-I	SO	WP	BK
2005	Kannapolis	4-2	.667	3.71	36	2	0	0	2	80.0	84	41	33	7	6	32-0	62	4	0
2006	Kannapolis	3-1	.750	0.99	30	0	0	0	8	36.1	23	5	4	1	2	8-0	42	1	0
	Winston-Salem	1-0	1.000	0.72	17	0	0	0	0	25.0	17	5	2	1	3	5-0	29	1	0
	Birmingham	0-1	.000	0.55	7	0	0	0	1	16.1	6	1	1	1	3	6-0	20	1	1
MINOR TOTALS		8-4	.667	2.28	90	2	0	0	11	157.2	130	52	40	10	14	51-0	153	7	1

— Signed by the White Sox as a free agent (5/19/04).

HEATH PHILLIPS

43



Given Name: Heath Michael Phillips
Position: Pitcher
Bats: Left **Throws:** Left
Height: 6-3 **Weight:** 225
Opening Day Age: 25
Born: March 24, 1982, Evansville, Ind.
Resides: Evansville, Ind.
First Pro Contract: White Sox.
Sox Acquisition: Selected in the 10th round, June 2000 First-Year Player Draft.
Major League Service: None.
Contract Status: Signed through 2007.

■ **2006:** Was named the International League Most Valuable Pitcher in his first full season with Class AAA Charlotte, going 13-5 with a 2.96 ERA (51 ER/155.0 IP) and two complete games in 25 games (24 starts) ... ranked second in the IL in ERA and tied for second in wins ... was named to the IL mid and postseason All-Star Teams,

earning the victory in the IL All-Star game ... finished among the organizational leaders in wins (2nd), complete games (T2nd), ERA (4th) and IP (7th) ... held left-handers to a .225 (27-120) average and only two home runs ... threw at least 6.0 IP on 19 occasions, including a season-high 8.0 IP on 5/16 at Indianapolis ... compiled a string of 27.1 consecutive scoreless IP from 5/10-6/2 ... earned IL Pitcher of the Week honors for 5/15-21, going 1-0 with a 0.00 ERA (0 ER/15.0 IP) ... won seven straight decisions from 5/16-6/24, posting a 1.28 ERA (8 ER/56.1 IP) ... made lone relief appearance on 7/9 vs. Syracuse (0 ER/3.0 IP) ... posted a 5.88 ERA (27 ER/41.1 IP) over his final seven starts with the Knights ... along with teammate Jeff Farnsworth, participated with Team USA in an Olympic qualifying tournament in Cuba ... picked up the win in Game 1 of the event vs. Canada, allowing one run on five hits in 6.0 IP ... returned to Charlotte for the IL playoffs and registered the loss in Game 3 vs. Toledo (6 ER/2.1 IP) ... was 0-1 with a 13.50 ERA (2 ER/1.1 IP) in one Cactus League appearance with the White Sox ... made one start for La Guaira in the Venezuelan Winter League, allowing five runs (three earned) on six hits over 4.1 IP.

MINOR LEAGUE HIGHLIGHTS

■ **2005:** Combined to go 9-8 with a 4.65 ERA (81 ER/156.2 IP) between Class AAA Charlotte and Class AA Birmingham ... ranked fourth among all Sox minor-leaguers in IP ... recorded his first two complete games since 2002 (five) ... allowed two earned runs or less in 13 of his 26 starts ... was 6-1 with a 3.28 ERA (19 ER/52.0 IP) from 5/26-7/5 ... was 4-1 with a 3.15 ERA (14 ER/40.0 IP) with Mochis of the Mexican Winter League.

■ **2004:** Ranked among the organization leaders in IP (2nd, 154.1), wins (T2nd, 12), starts (T3rd, 26) and strikeouts (7th, 107) at Birmingham ... tied for the Southern League lead in wins and ranked fifth in IP ... led the Barons in IP, starts and strikeouts ... yielded 2.1 walks per 9.0 (36 BB) ... went 6-1 with a 1.49 ERA (7 ER/42.1 IP) in seven starts from 7/15-8/16, including a season-high 7.0 scoreless IP on 7/27 vs. Montgomery.

■ **2003:** Was 4-8 with a 3.61 ERA (41 ER/102.1 IP) in 17 starts between Class A Kannapolis, Birmingham and Class A Winston-Salem ... posted a 5.2:1 strikeout-to-walk ratio (67 SO/13 BB) ... finished eighth in the organization in ERA ... spent majority of the season at Winston-Salem, where he averaged 0.8 walks per 9.0 IP (7 BB).

■ **2002:** Led the Carolina League in complete games (five) and losses (16), tied for lead in shutouts (three) and ranked second in IP (179.0) at Winston-Salem ... led team in strikeouts (112) ... ranked among the organizational leaders in complete games (1st), shutouts (1st), IP (1st), strikeouts (4th) and ERA (5th, 3.52) ... made 17 quality starts ... dropped his final seven starts, posting a 5.65 ERA (27 ER/43.0 IP) ... went 7.0 IP nine times, 8.0 IP three times and 9.0 IP twice ... allowed three earned runs or less in 22 of 28 starts ... surrendered four home runs in first 14 starts compared to 13 in his last 14.

■ **2001:** Made his professional debut at Kannapolis ... won just seven of nine decisions despite posting a 3.64 ERA ... prior to the season, was rated by *Baseball America* the No. 27 Prospect in the White Sox organization ... was a draft-and-follow from 2000.

MISCELLANEOUS/PERSONAL

■ Single ... played college baseball at Lake City (Fla.) Community College ... went 7-6 with a 3.09 ERA (43 ER/125.1 IP) and 117 strikeouts in 2001 ... batted .324 with six home runs, 24 doubles and 68 RBI as a designated hitter ... led the state in doubles and RBI ... graduated in 2000 from Evansville (Ind.) Central High School.

YEAR	CLUB	W-L	PCT	ERA	G	GS	CG	SHO	SV	IP	H	R	ER	HR	HB	BB-I	SO	WP	BK
2001	Kannapolis	2-7	.222	3.64	14	12	1	0	0	71.2	74	36	29	1	7	18-1	54	1	1
2002	Winston-Salem	6-16*	.273	3.52	28	*28	*5	#3	0	179.0	184	82	70	17	3	50-5	112	6	2
2003	Kannapolis	2-0	1.000	1.71	3	3	0	0	0	21.0	13	4	4	1	0	5-0	11	0	0
	Birmingham	0-1	.000	10.50	1	1	0	0	0	6.0	14	8	7	1	0	1-0	5	0	0
	Winston-Salem	2-7	.222	3.58	13	13	0	0	0	75.1	84	37	30	6	0	7-0	51	1	1
2004	Birmingham	12-10	.545	4.02	27	26	0	0	0	154.1	179	78	69	12	4	36-3	107	5	2
2005	Charlotte	0-3	.000	8.31	5	5	0	0	0	21.2	29	22	20	10	1	13-0	16	1	0
	Birmingham	9-5	.643	4.07	22	21	2	0	0	135.0	161	64	61	12	3	30-0	78	4	1
2006	Charlotte	13-5	.722	2.96	25	24	2	0	0	155.0	152	62	51	12	5	39-1	102	2	4
MINOR TOTALS		46-54	.460	3.75	138	133	10	3	0	819.0	890	393	341	72	23	199-10	536	20	11

*Led League

#Tied For League Lead


— Selected by the White Sox in the 10th round of First-Year Player Draft (6/00).

— On Class A Winston-Salem disabled list with left shoulder inflammation (4/4-5/26/03).

— On Class AAA Charlotte temporarily inactive list (8/17-9/7/06).

Olympic Glory

Left-hander Heath Phillips pitched for Team USA in an Olympic qualifying tournament in September 2006. Phillips earned the victory in Game 1 of the tournament vs. Canada, allowing one run on five hits in 6.0 IP. Team USA qualified for the 2008 Olympics, defeating Cuba, 8-5, in the gold-medal contest.



Given Name: Anthony John Pierzynski

Position: Catcher

Bats: Left

Throws: Right

Height: 6-3

Weight: 240

Opening Day Age: 30

Born: December 30, 1976, Bridgehampton, N.Y.

Resides: Orlando, Fla.

First Pro Contract: Minnesota Twins, selected in the third round, June 1994 free agent draft.

Sox Acquisition: Signed as a free agent, January 6, 2005.

Major League Service: Six years, 100 days.


Contract Status: Signed through 2008 (agreed to terms on a three-year contract on December 19, 2005).

■ **2006:** Batted .295 (150-509) in his second season with the White Sox, his highest average since 2003 (.312) ... his 150 hits were the highest single-season total in Sox history by a catcher ... his 16 home runs tied for fifth among American League catchers with the Angels Mike Napoli ... also ranked third among AL backstops with a .977 fielding percentage (3 E/860 TC) and 1,125.0 innings caught ... his 1,125.0 IC were the second-highest total by a Sox catcher since 1970 (Brian Downing, 1,197.0 in 1975) and surpassed his total from 2005 (1,117.2) ... won the Monster.com AL All-Star Final Vote, the second straight Sox player to capture the honor (Scott Podsednik in 2005) ... did not play in the Midsummer Classic at Pittsburgh ... hit .320 (91-284) with 17 doubles and six homers in the first half and .262 (59-225) with seven doubles and a career-high 10 homers after the break ... hit .304 (112-368) with 15 home runs vs. right-handers and .270 (38-141) vs. lefties ... batted .290 (38-131) with runners in scoring position, up from .236 in 2005 ... was 8-14 (.571) with a home run and 15 RBI with the bases loaded ... opened the season with four straight months with an average of .300 or better (.342/.322/.302/.308) before hitting .228 (21-92) in August ... had not hit above .300 in a month since 6/04 (.368) ... recorded a monthly-best 14 RBI in back-to-back months in July and August ... threw out 18.9 percent (21-111) of attempted basestealers ... Sox pitchers compiled a 4.47 ERA (559 ER) when he was behind the plate (3.74 in 2005) ... was 18-55 (.327) with three home runs vs. Minnesota ... was 0-10 as a pinch hitter ... hit .471 (8-17) when batting third and .365 (35-96) from the No. 5 position, but .270 (107-396) elsewhere ... Sox went 59-35 when he collected a hit and 38-17 when he scored a run ... ranked third on the team with 43 multihit efforts ... hit .356 (21-59) with three homers and 11 RBI in interleague play ... homered on 5/14 at Minnesota was his first in the regular season since 9/1/05 vs. Detroit, a span of 191 at-bats ... set an AL record with 954 consecutive errorless chances accepted on 5/16 at Tampa Bay, eclipsing Yogi Berra's mark of 950 set from 7/28/57-10/10/59 (streak ended at 962) ... his 150-game errorless streak came to an end on 5/19 vs. the Cubs ... the streak was nine short of the AL record set by Rick Cerone from 1987-89 ... was ejected on 5/20 vs. the Cubs for his role in a benches-clearing altercation in the second inning ... scored the winning run on 5/22 vs. Oakland after drawing a one-out walk in the 10th ... hit a game-winning, three-run homer off Ryan Dempster with two outs in the ninth inning on 7/1 at the Cubs ... hit safely in a season-high 10 straight games from 6/25-7/6 (.325, 13-40) ... caught all 19 innings on 7/9 vs. Boston ... went 10-13 with a home run and six RBI at Baltimore 7/28-30 ... collected a career-high five hits on 7/29 at Camden Yards, going 5-5 with a home run and four RBI ... average was at .300 as late as 8/29 ... hit his second career game-ending homer on 9/8 vs. Cleveland, a two-run shot off Tom Mastny ... hit his fifth career grand slam on 9/19 vs. Detroit ... his stolen base on 9/29 at Minnesota was his first since 9/15/03 at Cleveland (with Twins) ... hit .333 (20-60) with five doubles, three home runs and 12 RBI in his last 17 games.

Pierzynski Among MLB Catchers (2001-06)

Category	Rank	No.
Extra-Base Hits	3rd	251
Hits	4th	778
Doubles	4th	169
Runs Batted In	4th	366
Total Bases	4th	1,180
Games Caught	5th	747
Runs Scored	5th	332
Average	6th	.289

*Statistics As Catcher Only



MAJOR LEAGUE HIGHLIGHTS

■ **Career:** Has played on teams that have combined to post a .574 winning percentage (464-345) since 2002 ... set an American League record with 962 consecutive errorless chances accepted from 4/18/05-5/19/05, eclipsing Yogi Berra's mark of 950 set from 7/28/57-10/10/59 ... over the last six seasons (2001-06), ranks third among major-league catchers in extra-base hits (251), fourth in doubles (169), RBI (366) and hits (778) and sixth in average (.289) ... is a two-time AL All-Star (2002 and 2006), winning the Monster.com AL All-Star Final Vote in 2006 ... has thrown out 109-479 (22.8 percent) of attempted baserunners ... owned a .347 (58-167) average vs. the White Sox.

Did You Know?

A.J. Pierzynski has played on teams that have combined to post a .574 winning percentage (464-345) since 2002, with each team winning at least 90 games during that five-year stretch ... Minnesota went 94-67 in 2002 and 90-72 in 2003, San Francisco was 91-71 in 2004, and the Sox have gone 99-63 in 2005 and 90-72 in 2006 ... including the Sox 11-1 postseason run in 2005, the winning percentage increases to .579 (475-346).

■ **2005:** Hit a career-high 18 home runs in his first season with the White Sox ... his 18 home runs ranked fifth among American League catchers and were the most by a Sox backstop since Ron Karkovice hit 20 in 1993 ... led all AL catchers with a .999 (1 E/847 TC) fielding percentage and ranked third with 1,117.2 innings caught, the second-most by a Sox catcher since Brian Downing in 1975 (1,197.0) ... finished the season with a 119-game errorless streak, the longest active streak by a catcher in baseball (last error came on 4/18/05 vs. Minnesota) ... Sox went 59-25 when he collected a hit and 36-13 when he scored a run ... threw out 20.2 percent (20-99) of attempted basestealers and recorded one pickoff ... Sox pitchers compiled a 3.74 ERA (464 ER) when he was behind the plate ... 14 of his 18 home runs came off righties and 14 were hit from May-July ... his seven home runs in May were a career monthly best and tied for fifth-most in the AL ... hit .294 (58-197) with runners on base, but .236 (25-106) with runners in scoring position ... his .250 (60-240) average before the All-Star Break was down from his .308 lifetime mark coming into the season ... notched a season-high three hits on seven occasions ... hit his first Sox home run on 4/7 vs. Cleveland ... doubled and scored the winning run on 4/13 at Cleveland ... missed three straight games from 4/24-26 with a contusion on his right big toe sustained when he was hit by a pitch on 4/23 at Kansas City ... hit a game-winning, two-run single in the eighth inning on 5/6 at Toronto ... homered in a career-high four straight games from 5/14-18 ... drove in 10 runs in five games between 5/14-20 ... hit his fourth career grand slam on 5/16 vs. Texas ... hit his first career game-ending home run on 6/18 vs. the Dodgers, a two-run shot of Yency Brazoban ... the homer ended an 0-15 slump ... matched his career high with his 11th home run on 6/24 vs. the Cubs (57th game) ... was ejected by home-plate umpire Marty Foster on 7/10 vs. Oakland (balls and strikes) ... compiled a season-long, 11-game hitting streak from 7/25-8/8 (.463, 19-41) ... hit his 50th career home run on 7/22 vs. Boston ... homered in consecutive games on 7/30-8/1 at Baltimore ... went 3-3 with two doubles, a home run and three RBI on 9/1 vs. Detroit, his first roundtripper since 8/5 vs. Seattle (77 at-bats) ... did not homer over his last 25 games.

■ **2004:** Set career highs with 77 RBI and 131 games played and matched his career high with 11 home runs in his only season with San Francisco ... his 77 RBI as a catcher ranked second among National League catchers behind Paul LoDuca's 80 ... hit .307 (47-153) with runners in scoring position ... grounded into a major-league high 27 double plays, a Giants franchise record ... batted .304 (79-260) with seven home runs and 45 RBI in the first half and .232 (49-211) after the break ... average was at .301 on 8/18 before a 21-116 (.181) slump over his final 35 games dropped his final mark to .272 ... hit .368 (32-87) with four home runs and 23 RBI in June ... 23 RBI were a personal monthly best ... became the sixth Giants player to hit a ball into McCovey Cove on 7/6 off Colorado's Denny Stark ... drove in a season-high six runs on 5/22 at Montreal (in Puerto Rico), going 3-5 with a double and his third career grand slam ... matched career high of four hits on 6/30 at Los Angeles and 7/8 vs. Arizona (seventh and eighth times) ... was 3-12 (.250) as a pinch-hitter ... threw out 17.7 percent (11-62) of attempted basestealers ... Giants pitchers compiled a 4.23 ERA (480 ER/1,022.0 IP) when he was behind the plate.

■ **2003:** Established career highs in average (.312), games played (137), at-bats (487), runs scored (63), hits (152), doubles (35), home runs (11), on-base (.360) and slugging percentage (.464) ... ranked among the American League batting average leaders overall (T7th), during the day (3rd, .331), vs. right-handers (5th, .326) and on the road (5th, .328) ... also ranked among AL leaders in intentional walks (T5th, 12) and hit-by-pitches (T6th, 15) ... struck out once every 9.7 plate appearances (55 SO/533 PA), the 10th-best ratio in the league ... led AL catchers in average, hits and doubles and tied for the lead in home runs ... hit first career grand slam on 5/7 at Tampa Bay off Joe Kennedy ... recorded first career multihomer game on 6/12 vs. Colorado, going 3-4 with a three-run homer and grand slam (second career) for a career-high seven RBI ... hit personal monthly best .375 (27-72) in September as Minnesota went 19-7 to clinch second straight AL Central Division title.

■ **2002:** Was named to his first AL All-Star Team ... batted .300 with 31 doubles, a career-high six triples, six home runs and 49 RBI for the division champion Twins ... batted .319 (36-113) with runners in scoring position ... compiled a career-high, 16-game hitting streak from 5/26-6/14, going 24-60 (.400) with seven doubles, two home runs and seven RBI ... tied career best with four hits in 23-2 win vs. Cleveland on 6/4, going 4-6 with a double and triple ... following the season, was one of 25 major-league players selected to compete in the All-Star Series in Japan.

■ **2001:** Became Twins everyday catcher, hitting .289 with 33 doubles, seven home runs and 55 RBI ... his 33 doubles ranked second among AL catchers, and his .289 average would have led AL catchers with the required 502 plate appearances ... batted .305 (82-269) with seven home runs and 44 RBI over his final 82 games ... compiled

Punch A.J.

A.J. Pierzynski held off Minnesota's Francisco Liriano to win the final roster spot on the 2006 American League All-Star Team. Pierzynski garnered over 3.6 million votes in Monster.com's 2006 All-Star Final Vote. In 2005, Scott Podsednik won the All-Star Final Vote with more than 3.9 million votes. The White Sox are the only team in baseball to have at least one player listed on all five All-Star Final Votes and are tied with Boston with the most Final Vote winners (Johnny Damon in 2002 and Jason Varitek in 2003).

a 12-game hitting streak from 8/20-9/6, going 17-42 (.405) ... Twins pitchers posted a 4.08 ERA (470 ER/1,035.2 IP) when he was behind the plate, 0.43 lower than their season mark of 4.51.

■ **2000:** Was recalled by Minnesota on 8/12 ... went 4-4 with three runs scored on 8/25 vs. Detroit ... hit first home run on 9/8 at Seattle, a solo shot off Paul Abbott ... threw out five of 13 (38.5 percent) of attempted baserunners.

■ **1999:** Played in nine games over two stints with the Twins ... was recalled by Minnesota from Class AAA Salt Lake on 5/16 and was 2-12 before being optioned on 5/28 ... also was with the club from 6/1-20.

■ **1998:** Was recalled by Minnesota on 9/9 and made major-league debut that day at Anaheim ... collected first major-league hit on 9/12 vs. Oakland off Billy Taylor.

Most Innings by a Sox Catcher Since 1970

Name	Year	IC
Brian Downing	1975	1,197.0
A.J. Pierzynski	2006	1,125.0
Carlton Fisk	1982	1,123.0
A.J. Pierzynski	2005	1,117.2
Carlton Fisk	1983	1,077.2

POSTSEASON EXPERIENCE

■ **Career:** Is a career .287 (25-87) hitter with four doubles, five home runs, 16 RBI and 15 runs scored in 26 career postseason games.

■ **2005:** Batted .262 (11-42) with four doubles, three home runs and nine RBI in 12 postseason games for the World Champion White Sox ... also was successful in two of three stolen base attempts after going 0-2 in the regular season ... Sox pitchers compiled a 2.69 ERA (32 ER/107.0 IP) when behind the plate during the playoffs ... went 4-9 (.444) with two doubles, two homers and four RBI in the ALDS vs. Boston ... was 3-3 with a double, two home runs, four RBI and a Sox postseason record four runs scored in Game 1 of the ALDS ... joined Ted Kluszewski (Game 1 of 1959 World Series) as the only Sox players to hit two home runs in one playoff game ... became one of five catchers in major-league history to hit two homers in one postseason contest (Yogi Berra in 1956, Gene Tenace in 1972, Johnny Bench in 1976 and Gary Carter in 1986) ... hit a solo home run off Ervin Santana in Game 4 of the ALCS ... hit .267 (4-15) with two doubles and three RBI in his first-ever World Series appearance ... stole his second base of the postseason in Game 1 of the Fall Classic, becoming the first player to steal a base in a World Series after not doing so during the regular season since the Yankees' Lou Piniella in 1981 ... his two-run double off Roy Oswalt in the fifth inning of Game 3 in Houston capped a five-run rally as the Sox overcame a 4-0 deficit.

■ **2003:** Was 3-13 (.231) in the ALDS as Minnesota lost in four games to the Yankees ... hit a solo homer off Roger Clemens in a 3-1 loss at the Metrodome.

■ **2002:** Made his postseason debut with Minnesota, hitting .344 (11-32) as the Twins advanced to the ALCS, where they were eliminated in five games by eventual World Champion Anaheim ... started all 10 playoff games ... was 7-16 (.438) with a triple, home run and four RBI in the five-game victory over Oakland in the ALDS ... became the 10th player in major-league history to collect four hits in his first playoff game, going 4-4 with a triple and RBI in Game 1 of the ALDS at Oakland ... hit a two-run homer off Billy Koch in the ninth inning of Game 5 of that series at Oakland to give the Twins a 5-1 lead ... hit .250 (4-16) in the ALCS against the Angels.

MINOR LEAGUE HIGHLIGHTS

■ **2000:** Combined to hit .313 (120-383) between Class AA New Britain and Class AAA Salt Lake ... began the season at New Britain, batting .298 to earn a promotion to Salt Lake, where he hit .335 in 41 games.

■ **1999:** Appeared in 67 games with Salt Lake.

■ **1998:** Began the season at New Britain, hitting .297 in 59 games ... was promoted to Salt Lake on 6/25 ... played for Phoenix in the Arizona Fall League.

■ **1997:** Was named to the Florida State League All-Star Team at Fort Myers ... his 64 RBI ranked second on the team ... threw out 33.1 percent (42-127) of attempted basestealers.

■ **1996:** Led Class A Fort Wayne with 30 doubles and 70 RBI in 114 games.

■ **1995:** Was batting .310 with Fort Wayne when he was placed on the disabled list on 5/30 with mononucleosis ... upon reinstatement was moved to Advanced Rookie Elizabethton, where he was named to the Appalachian League All-Star Team ... his .332 average ranked fifth in the APPY ... added seven home runs and 45 RBI in 56 games ... was rated by *Baseball America* as the No. 6 Prospect in the league ... led APPY catchers with 71 assists.

COMMUNITY INVOLVEMENT

■ Among his charitable activities with the White Sox in 2005, signed autographs to support organ donation with Secretary of State Jesse White and led a skills clinic during White Sox Day at Brookfield Zoo.

MISCELLANEOUS/PERSONAL

■ Married Lisa ... the couple has two children: Ava and Austin ... was featured on The Golf Channel's "The Big Break All-Star Challenge" on 7/4/06 ... along with teammates Jermaine Dye, Jon Garland and Paul Konerko, opposed general manager Ken Williams, manager Ozzie Guillen and coaches Harold Baines and Tim Lincecum in a series of golf challenges filmed at Starr Pass Golf and Country Club in Tucson, Ariz. during spring training ... has joined Dale "Demon" Torborg, White Sox minor-league strength and conditioning coach, in the ring as part of TNA Wrestling pay-per-view events in both the 2005 and 2006 offseasons ... signed a letter of intent to play baseball at the University of Tennessee ... graduated in 1994 from Dr. Phillips High School in Orlando, Fla. ... earned All-State honors in baseball ... attended the same high school as New York Yankees outfielder Johnny Damon.

YEAR	CLUB	AVG	G	AB	R	H	TB	2B	3B	HR	RBI	SH	SF	HB	BB	SO	SB	CS	E
1994	GCL Twins	.289	43	152	21	44	57	8	1	1	19	0	2	0	12	19	0	2	8
1995	Fort Wayne	.310	22	84	10	26	39	5	1	2	14	0	1	0	2	10	0	0	10
	Elizabethhton	.332	56	205	29	68	104	13	1	7	45	0	1	0	14	23	0	2	12
1996	Fort Myers	.274	114	431	48	118	175	30	3	7	70	0	6	2	22	53	0	4	20
1997	Fort Myers	.279	118	412	49	115	167	23	1	9	64	1	4	6	16	59	2	1	10
1998	New Britain	.297	59	212	30	63	83	11	0	3	17	2	1	2	10	25	0	2	2
	Salt Lake	.255	59	208	29	53	85	7	2	7	30	2	1	0	9	24	3	1	7
	MINNESOTA	.300	7	10	1	3	3	0	0	0	1	0	1	1	1	2	0	0	0
1999	Salt Lake	.259	67	228	29	59	72	10	0	1	25	2	0	0	16	29	0	0	7
	MINNESOTA	.273	9	22	3	6	8	2	0	0	3	0	0	1	1	4	0	0	0
2000	New Britain	.298	62	228	36	68	101	17	2	4	34	0	4	9	8	22	0	0	6
	Salt Lake	.335	41	155	22	52	80	14	1	4	25	2	3	1	5	22	1	1	3
	MINNESOTA	.307	33	88	12	27	40	5	1	2	11	0	1	2	5	14	1	0	0
2001	MINNESOTA	.289	114	381	51	110	168	33	2	7	55	1	3	4	16	57	1	7	10
2002	MINNESOTA	.300	130	440	54	132	193	31	6	6	49	2	3	11	13	61	1	2	3
2003	MINNESOTA	.312	137	487	63	152	226	35	3	11	74	2	5	15	24	55	3	1	6
2004	SAN FRANCISCO	.272	131	471	45	128	193	28	2	11	77	2	3	15	19	27	0	1	1
2005	WHITE SOX	.257	128	460	61	118	193	21	0	18	56	1	1	12	23	68	0	2	1
2006	WHITE SOX	.295	140	509	65	150	222	24	0	16	64	3	1	8	22	72	1	0	3
MINOR TOTALS		.288	641	2315	303	666	963	138	12	45	343	9	23	20	114	286	6	13	85
SOX TOTALS		.277	268	969	126	268	315	45	0	34	120	4	2	20	45	140	1	2	4
A.L. TOTALS		.291	698	2397	310	698	1053	151	12	60	313	9	15	54	105	333	7	12	23
N.L. TOTALS		.272	131	471	45	128	193	28	2	11	77	2	3	15	19	27	0	1	1
M.L. TOTALS		.288	829	2868	355	826	1246	179	14	71	390	11	18	69	124	360	7	13	24

— Selected by Minnesota in the third round of the free agent draft (6/94).

— On Class A Fort Wayne disabled list with mononucleosis (5/30-6/17/95).

— On Class AAA Salt Lake disabled list with a broken right hamate bone (8/24/99-remainder of season).

— Traded by Minnesota with cash considerations in exchange for pitchers Joe Nathan, Boof Bonser and Francisco Liriano (11/14/03).

— Signed by the White Sox as a free agent (12/6/04).

Caught Stealing Percentage — Career: 109-479 (22.8); **2006:** 21-111 (18.9); **2005:** 20-99 (20.2); **2004:** 11-62 (17.7); **2003:** 17-63 (27.0); **2002:** 15-60 (25.0); **2001:** 18-62 (29.0); **2000:** 5-15 (33.3); **1999:** 1-2 (50.0); **1998:** 1-5 (20.0).
Catcher's ERA — Career: 4.16 (3,133 ER/6,699.1 IC); **2006:** 4.47 (559 ER/1,125.0 IC); **2005:** 3.74 (464 ER/1,117.2 IC); **2004:** 4.23 (480 ER/1,022.0 IC); **2003:** 4.15 (537 ER/1,165.2 IC); **2002:** 4.08 (470 ER/1,035.2 IC); **2001:** 4.50 (451 ER/901.2 IC); **2000:** 4.34 (114 ER/236.2 IC); **1999:** 7.45 (48 ER/58.0 IC); **1998:** 2.43 (10 ER/37.0 IC).

DIVISION SERIES RECORD

YEAR	CLUB	AVG	G	AB	R	H	TB	2B	3B	HR	RBI	SH	SF	HB	BB	SO	SB	CS	E
2002	Min. vs. Oak.	.438	5	16	4	7	12	0	1	1	4	0	0	0	2	2	0	0	1
2003	Min. vs. NYY	.231	4	13	1	3	6	0	0	1	1	0	0	0	2	0	0	0	0
2005	SOX vs. Bos.	.444	3	9	5	4	12	2	0	2	4	0	0	0	1	1	0	1	0
TOTALS		.368	12	38	10	14	30	2	1	4	9	0	0	1	5	2	1	0	1

LEAGUE CHAMPIONSHIP SERIES RECORD

YEAR	CLUB	AVG	G	AB	R	H	TB	2B	3B	HR	RBI	SH	SF	HB	BB	SO	SB	CS	E
2002	Min. vs. Ana.	.250	5	16	1	4	4	0	0	0	2	0	1	0	0	2	0	0	2
2005	SOX vs. LAA	.167	5	18	1	3	6	0	0	1	2	1	0	0	1	6	0	1	0
TOTALS		.206	10	34	2	7	10	0	0	1	4	1	1	0	1	8	0	2	2

WORLD SERIES RECORD

YEAR	CLUB	AVG	G	AB	R	H	TB	2B	3B	HR	RBI	SH	SF	HB	BB	SO	SB	CS	E
2005	SOX vs. Hou.	.267	4	15	3	4	6	2	0	0	3	0	0	0	2	2	1	0	0

ALL-STAR GAME RECORD

YEAR	CLUB, SITE	AVG	G	AB	R	H	TB	2B	3B	HR	RBI	SH	SF	HB	BB	SO	SB	CS	E
2002	A.L., Milwaukee	.000	1	3	0	0	0	0	0	0	0	0	0	0	0	0	0	0	0
2006	A.L., Pittsburgh	DID NOT PLAY																	

PIERZYNSKI'S STATISTICAL BREAKDOWN

	2006					CAREER						
	AVG	G	AB	H	HR	RBI	AVG	G	AB	H	HR	RBI
Baltimore	.538	6	26	14	2	7	.372	31	121	45	7	16
Boston	.200	6	25	5	0	2	.243	30	107	26	1	14
Chicago-AL	—	—	—	—	—	—	.347	50	167	58	4	25
Cleveland	.327	15	52	17	1	7	.284	78	264	75	5	36
Detroit	.185	17	65	12	2	7	.312	83	285	89	5	33
Kansas City	.283	15	53	15	0	7	.293	78	270	79	2	32
Los Angeles-AL	.304	8	23	7	0	1	.248	43	129	32	2	13
Minnesota	.327	17	55	18	3	5	.277	33	112	31	3	6
New York-AL	.150	6	20	3	1	1	.218	26	87	19	1	8
Oakland	.188	5	16	3	1	2	.219	34	114	25	2	11
Seattle	.400	8	30	12	0	1	.306	45	157	48	7	18
Tampa Bay	.381	5	21	8	1	5	.276	31	105	29	2	17
Texas	.200	8	30	6	1	4	.279	41	147	41	7	28
Toronto	.265	8	34	9	1	4	.261	33	115	30	2	12
Interleague	.356	16	59	21	3	11	.300	90	323	97	16	64
Arizona	—	—	—	—	—	—	.296	19	71	21	1	14
Atlanta	—	—	—	—	—	—	.206	9	34	7	0	1
Chicago-NL	.474	6	19	9	2	5	.386	18	57	22	3	12
Cincinnati	.375	2	8	3	0	1	.324	10	37	12	0	7
Colorado	—	—	—	—	—	—	.250	21	72	18	4	22
Florida	—	—	—	—	—	—	.333	8	27	9	1	6
Houston	.300	3	10	3	0	0	.378	12	45	17	0	4
Los Angeles-NL	—	—	—	—	—	—	.353	19	68	24	1	9
Milwaukee	—	—	—	—	—	—	.203	17	59	12	3	9
Montreal	—	—	—	—	—	—	.412	4	17	7	1	7
New York-NL	—	—	—	—	—	—	.294	6	17	5	1	3
Philadelphia	—	—	—	—	—	—	.286	7	28	8	2	6
Pittsburgh	.222	2	9	2	0	1	.235	9	34	8	1	2
St Louis	.308	3	13	4	1	4	.222	11	36	8	1	6
San Diego	—	—	—	—	—	—	.227	20	75	17	2	10
San Francisco	—	—	—	—	—	—	.364	3	11	4	0	3
Home	.297	73	263	78	9	32	.293	426	1425	417	36	195
Road	.293	67	246	72	7	32	.283	403	1443	409	35	195
Day	.305	49	174	53	7	20	.281	254	850	239	23	96
Night	.290	91	335	97	9	44	.291	575	2018	587	48	294
vs. Left	.270	—	141	38	1	14	.248	—	618	153	13	77
vs. Right	.304	—	368	112	15	50	.299	—	2250	673	58	313
Grass	.295	124	447	132	14	56	.284	556	1977	562	55	268
Turf	.290	16	62	18	2	8	.296	273	891	264	16	122
Pre-ASG	.320	76	284	91	6	29	.301	432	1537	463	41	220
Post ASG	.262	64	225	59	10	35	.273	397	1331	363	30	170
RISP	.290	—	131	38	5	50	.298	—	783	233	25	316
Bases Loaded	.571	—	14	8	1	15	.405	—	79	32	5	84
March/April	.342	21	73	25	0	5	.282	119	418	118	3	37
May	.322	24	90	29	2	8	.284	113	457	130	15	71
June	.302	23	86	26	2	10	.324	135	490	159	19	93
July	.308	24	91	28	4	14	.286	129	475	136	13	62
August	.228	26	92	21	5	14	.275	152	523	144	11	63
Sept./Oct.	.273	22	77	21	3	13	.275	161	505	139	10	64
As PH	.000	12	10	0	0	0	.245	56	49	12	0	8
As DH	—	—	—	—	—	—	.400	1	5	2	0	1

PIERZYNSKI'S CAREER BY PARK

Park	AVG	AB	H	HR	RBI
Camden Yards	.439	66	29	4	11
Fenway Park	.225	40	9	0	4
U.S. Cellular	.282	581	164	23	79
Jacobs Field	.254	134	34	3	21
Tiger	.000	3	0	0	0
Comerica	.257	144	37	1	9
Kauffman	.338	130	44	1	16
Angel	.273	66	18	1	7
Metrodome	.304	754	229	13	99
Yankee	.234	47	121	1	5
McAfee	.218	55	12	2	6
Kingdome	.167	6	1	0	0
SAFECO	.333	66	22	4	9
Tropicana	.321	56	18	1	11
Ameriquest	.309	81	25	2	10
Rogers Centre	.183	60	11	1	6
Chase	.231	26	6	1	6
Turner	.143	14	2	0	0
Wrigley	.382	34	13	1	5
Great American	.250	16	4	0	1
Coors	.268	41	11	1	12
Dolphin	.143	7	1	0	2
Minute Maid	.231	13	3	0	1
Dodger	.419	31	13	0	5
County	.250	4	1	0	2
Miller	.200	35	7	2	3
Bithorn	.375	8	3	1	6
Shea	.375	8	3	1	3
PNC	.211	19	4	1	2
AT&T	.287	244	70	3	34
old Busch	.133	15	2	0	1
Qualcomm	.333	9	3	0	3
PETCO	.282	39	11	2	6
Veterans	.286	7	2	0	0
Citizens Bank	.333	9	3	1	5

Pierzynski's Fielding — C

Year, Club	Pct.	G	PO	A	E	TC	DP
1998, Min.	1.000	6	33	2	0	35	1
1999, Min.	1.000	9	35	2	0	37	1
2000, Min.	1.000	32	160	10	0	170	3
2001, Min.	.985	110	611	44	10	665	7
2002, Min.	.996	124	757	41	3	801	3
2003, Min.	.993	135	843	45	6	894	6
2004, S.F.	.999	118	697	56	1	754	6
2005, Sox	.999	128	803	48	1	852	8
2006, Sox	.997	132	795	62	3	860	4
Totals	.995	794	4734	310	24	5068	39

Pierzynski's MultiHR Games

No.	Date	Opp.	Pitchers
2	6/12/03	vs. Col.	D. Oliver/J. Lopez

Pierzynski's Game Bests

- Hits** — 4 (9x, last 7/29/06 at Bal.)
- HR** — 2 (6/12/03 vs. Col.)
- GS** — 1 (5x, last 9/19/06 vs. Det.)
- RBI** — 7 (6/12/03 vs. Col.)
- SB** — 1 (7x, last 9/29/06 at Min.)
- Hitting Streak** — 16 games (5/26-6/14/02)

Pierzynski's Grand Slams

No.	Date	Opp.	Inn.	Pitcher
1	5/7/03	at T.B.	5th	Joe Kennedy
2	6/12/03	vs. Col.	1st	Darren Oliver
3	5/22/04	at Mon.	11th	Jeremy Fikac
4	5/16/05	vs. Tex.	1st	Chan Ho Park
5	9/19/06	vs. Det.	4th	Justin Verlander

SCOTT PODSEDNIK

22

Given Name: Scott Eric Podsednik
Position: Outfielder
Bats: Left **Throws:** Left
Height: 6-1 **Weight:** 190


Opening Day Age: 31
Born: March 18, 1976, West, Texas
Resides: Dallas, Texas

First Pro Contract: Texas Rangers, selected in the third round, June 1994 First-Year Player Draft.

Sox Acquisition: Obtained from Milwaukee with pitcher Luis Vizcaino and a player to be named later (first baseman Travis Hinton) in exchange for outfielder Carlos Lee, December 14, 2004.

Major League Service: Four years, 50 days.

Contract Status: Signed through 2007 (agreed to terms on a one-year deal on December 1, 2006).



PLAYERS

■ **2006:** Led the White Sox in stolen bases (40) for the second consecutive season and ranked fifth in the American League ... became just the fourth player in franchise history to record back-to-back seasons with 40 or more steals, joining Eddie Collins (1915-17, 1923-24), Luis Aparicio (1959-61) and Tim Lincecum (1991-92) ... his .261 average and .330 on-base percentage were down from .290 and .351 in 2005 ... collected 44 RBI and 36 extra-base hits, up from 25 and 29 in 2005 ... scored 86 runs, the second-highest total of his career (100 in 2003) ... was caught stealing 19 times, the second-most in baseball (20, Juan Pierre) ... hit three home runs after going homerless in 507 at-bats in the 2005 regular season ... produced five bunt hits and 19 infield hits (16 and 39 in 2005) ... hit .276 (86-312) with 63 runs scored and 29 stolen bases prior to the All-Star Game and .241 (51-212) with 23 runs and 11 stolen bases in the second half ... batted .278 (107-385) vs. right-handers and .216 (30-139) off lefties ... was 31-104 (.298) with runners in scoring position, up from .237 last season ... the Sox went 62-29 when he recorded a hit, 24-6 when he stole a base and 48-17 when he scored a run ... made all 121 starts in left field, his first season playing solely in left ... compiled a .969 fielding percentage (8 E/257 TC), second-lowest among all AL outfielders (.959, Vladimir Guerrero) ... compiled a pair of season-high, nine-game hitting streaks ... began the season going 0-16 and collected just one hit in his first 26 at-bats (.038) ... went 4-5 with three runs scored and four stolen bases on 5/1 at Cleveland ... the four steals matched his career high (fourth time) and tied the club record (sixth time) ... walked four times on 5/9 vs. the Angels, the most by a Sox player since Paul Konerko on 5/23/04 at Minnesota (also four) ... went 3-4 with a double, home run and two RBI on 5/15 at Minnesota ... homer was his first in the regular season since 9/30/04 at St. Louis, a span of 164 games and 647 at-bats ... stole 14 bases in May, up from four in April ... hit his first career grand slam on 6/23 vs. Houston and matched his career high with four RBI (fourth time) ... hit .245 (23-94) with 17 RBI in June, down from .318 in May ... stole his 200th career base on 7/8 vs. Boston ... batted out of the leadoff slot (No. 8) for the first time with the Sox on 9/6 at Boston ... hit safely in 20 of his final 23 starts ... was limited to just seven "official" spring games due to left shoulder tendinitis and a sore left adductor ... underwent outpatient surgery on 1/23/07 in Dallas to repair a sports hernia.

MLB Stolen Base Leaders (2004-06)

Player	SB
Scott Podsednik	169
Carl Crawford	163
Juan Pierre	160
Chone Figgins	148
Jose Reyes	143
Ichiro Suzuki	114

MAJOR LEAGUE HIGHLIGHTS

■ **Career:** Has been successful on 76.5 (212-277) percent of his stolen-base attempts ... his 169 steals over the past three seasons (2004-06) lead the major leagues ... has 39 career games with two or more stolen bases, including four with three and four with four ... was named to his first All-Star Team in 2005 after winning the Ameriquest American League All-Star Final Vote ... his 70 stolen bases in 2004 led the majors by 11 over Carl Crawford and set a Milwaukee Brewers franchise record ... has hit five career leadoff home runs (last, 7/23/04 at Houston off Roger Clemens).

■ **2005:** Hit .290 (147-507) with 28 doubles, 25 RBI and 59 stolen bases in 128 games in his first season with the White Sox ... his 59 steals were the second-highest total in franchise history behind only Rudy Law's 77 in 1983 ... finished second in baseball in stolen bases after leading the major leagues for the majority of the season (Los Angeles' Chone Figgins, 62) ... was caught stealing 23 times, the most in baseball ... led the AL with 39 infield singles and 16 bunt hits ... ranked second on the Sox in runs (80) and third in hits and doubles ... was caught stealing in 14 of his last 23 stolen base attempts after stealing 22 in a row from 6/5-7/22 ... swiped 52 bases in the first four months, but just seven from the beginning of August to the end of the season ... batted .330 (33-100) vs. left-handers and .280 (114-407) off righties ... posted a .304 (76-250) average at home ... hit .308 (15-91) in July, .211 (12-57) in August and .337 (35-104) in September ... led off 124 times (Sox went 81-43) ... compiled a pair of season-high 10-game hitting streaks (5/12-23 and 7/4-18) ... was 0-7 with the bases loaded ... made 118 starts in left field and six in center ... compiled a .989 (3 E/277 TC) fielding percentage with three outfield assists ... went 31-85 (.365)

Top MLB Stolen Base Seasons (2000-2006)

Player	Year	SB
Scott Podsednik	2004	*70
Juan Pierre	2003	65
Jose Reyes	2006	64
Chone Figgins	2005	62
Luis Castillo	2000	62
Jose Reyes	2005	60
Scott Podsednik	2005	59
Carl Crawford	2004	59
Carl Crawford	2006	58
Juan Pierre	2006	58

*Brewers Club Record

vs. the AL West ... was named to his first All-Star Team after winning the Ameriquet American League All-Star Final Vote ... became the first position player since Atlanta's Walt Weiss and Cleveland's Omar Vizquel in 1998 to participate in the All-Star Game without hitting a home run in the first half ... his 44 steals prior to the break tied for the sixth-highest total in the major leagues since 1990 ... Sox went 28-11 when he stole a base, 9-4 when he stole two or more and 42-16 when he scored a run ... recorded 13 games with more than one steal (32 in career) ... had five games with three or more steals (six in career) ... was successful on 17 of 18 attempts at stealing third base ... recorded a season-high four hits on 9/28 at Detroit ... posted a .380 on-base percentage in Sox wins and a .299 OBP in losses ... missed five straight games from 4/13-17 with a sore right adductor ... hit the game-winning, two-run single in the seventh inning on 4/21 at Detroit ... reached base in all six plate appearances on 4/22 at Kansas City and tallied three steals ... reached base safely in 21 consecutive games from 4/29-5/22 ... produced a 15-game hitting streak at U.S. Cellular

Field from 5/1-6/3 ... his four steals on 5/14 vs. Baltimore tied the club record (fifth time) and his career high (third time) ... also surpassed Willie Harris' team-leading total from 2004 (19) against the Orioles ... was the first player since Rickey Henderson in 1991 to record two four-steal games in one season (also 5/7 at Toronto) and the first since Vince Coleman (8/86) to do it in the same month ... drove in the winning run with a ninth-inning fielder's choice on 8/10 at the Yankees ... was on the 15-day disabled list from 8/15-29 with a strained left adductor ... went 2-9 with two doubles and an RBI in two rehab games with Class AAA Charlotte ... hit his first triple on 9/13 at Kansas City ... batted .328 (39-119) over his final 29 games ... underwent surgery to repair a sports hernia on 11/25/05.

■ **2004:** His 70 stolen bases led the major leagues by 11 over Tampa Bay's Carl Crawford and set a Milwaukee franchise record (Pat Listach, 54 in 1992) ... 70 steals were the most in the majors since Arizona's Tony Womack stole 72 in 1999 and were the most by an outfielder since Detroit's Brian Hunter stole 74 in 1997 ... set career highs in at-bats (640), home runs (12), stolen bases and walks (58) ... earned the Lou Brock Award as the National League's top basestealer ... joined Paul Molitor as the only two Brewers to post consecutive seasons with 40-plus stolen bases ... was successful in 84.3 percent of his stolen base attempts (70-83), fifth-best in the NL ... ranked fifth in the NL with 640 at-bats and tied for ninth with seven triples ... average fell 70 points from his rookie season ... was successful on a club-record 23 straight stolen-base attempts to start the season ... streak ended on 5/27 vs. Los Angeles (Dave Ross) ... also stole 18 consecutive bases from 8/21-9/28 ... tied a club record with four steals on 9/18 at Houston ... was 14-15 in stolen base attempts vs. the Astros ... hit four leadoff home runs, including back-to-back games on 6/1-2 at Los Angeles ... hit .306 (30-98) average in April but fell to .212 (22-104) in May ... stole a personal monthly-best 18 bases in September ... registered 44 multihit efforts, including four four-hit games ... stole at least two bases in a game 15 times ... Brewers were 42-29 (.592) when he scored a run and 22-61 (.265) when he did not ... made first career Opening Day start on 4/5 at St. Louis, going 2-5 with a home run and four RBI ... recorded his second career multihomer game on 4/17 vs. Houston ... matched his career high with four RBI on 6/11 vs. Houston.

■ **2003:** Was named NL Rookie of the Year by *The Sporting News* and *Baseball Digest* and Major League Rookie of the Year by MLB.com ... also named to Topps All-Rookie Team ... earned the Players Choice Award as the league's Outstanding Rookie ... finished second to Florida's Dontrelle Willis in the BBWAA Rookie of the Year voting ... became just the fourth rookie in major-league history since 1900 to hit .300 with 100 runs scored and 40 stolen bases, joining Jimmy Barrett (1900), Joe Jackson (1911) and Ichiro Suzuki (2001) ... earned Milwaukee's Harvey Keunn Award for Batting Excellence and the Newcomer Award after becoming the first Brewers rookie in history to hit .300 ... ranked second in the NL with 43 stolen bases, trailing only Florida's Juan Pierre (65) ... led all NL rookies in average (.314), hits (175), runs scored (100), total bases (247), triples (eight), stolen bases, walks (56), multihit games (55) and on-base percentage (.379) ... also ranked among NL rookies in doubles (2nd), slugging percentage (2nd) and extra-base hits (2nd, 46), outfield assists (T2nd, 5), RBI (T3rd, 58) and home runs (T6th) ... batted .329 vs. right-handers and .270 vs. lefties ... led the major leagues with a .375 (72-192) average during the day and ranked second in the NL with a .381 (40-105) with runners in scoring position ... was 5-9 (.556) with the bases loaded ... named the NL Rookie of the Month for August after hitting .364 with 10 doubles, 22 runs scored and 12 stolen bases in 27 contests ... ranked sixth in the NL in average in both June (.373) and August (.364) ... batted .336 with a .399 on-base percentage from the leadoff slot ... was 20-50 (.400) during interleague play ... made 123 appearances in center field, 13 in right and three in left ... began the season as club's fifth outfielder, but moved into starting lineup on 5/13 ... reached base safely in 47 straight games from 5/27-7/20, the second-longest streak in baseball behind San Francisco's Barry Bonds (58) ... hit safely in career-best 14 straight games from 8/13-28, going 27-59 (.458) ... collected first four-hit game and drove in four runs on 8/16 at Pittsburgh, including game-winning homer in final at-bat ... tied club record with four runs scored on 8/24 at Pittsburgh ... stole home on 8/30 at the Cubs, the first Brewer to accomplish the feat since Mark Loretta on 7/28/98 at St. Louis ... stole 14 straight bases from 8/15-9/9 ... hit first career lead off home run on 9/11 vs. Houston ... set club rookie record with eighth triple on 9/27 at Houston ... homered in final at-bat and scored 100th run on 9/28 at Houston.

■ **2002:** Played in 14 games with Seattle ... his contract was purchased from Class AAA Tacoma on 9/4 ... recorded an RBI in three consecutive games from 9/24-28 (five total) ... hit first major-league home run on 9/28 at Anaheim (off Troy Percival) ... was claimed by Milwaukee off waivers on 10/11.

■ **2001:** His contract was purchased from Tacoma on 7/6 ... made his major-league debut on 7/6 at Los Angeles as a pinch runner for Ichiro Suzuki ... hit a three-run pinch single in first major-league at-bat on 7/15 vs. Arizona (off Erik Sabel) ... made his first career start in center field on 7/18 at Kansas City, going 0-4 ... was optioned back to the Rainiers on 7/26 ... hit .467 with 11 RBI in 31 games with Bayamon of the Puerto Rican Winter League.

POSTSEASON HIGHLIGHTS

■ **2005:** Hit .286 (14-49) with a double, three triples, two home runs, six RBI, nine runs and six stolen bases in 12 postseason games for the World Champion White Sox ... also walked seven times and posted a .551 slugging percentage and a .397 on-base percentage ... the six stolen bases marked a club record for a single postseason, while his nine runs scored tied A.J. Pierzynski (2005) for the franchise mark ... eclipsed his triple and home run total from the regular season in just 12 playoff contests ... reached base safely in 11 of 12 games ... went 6-21 (.286) in the World Series ... hit a game-ending home run off Brad Lidge in Game 2, the 14th walkoff homer in World Series history ... became the first player to hit a postseason game-ending home run following a season in which he had none ... set a World Series record with eight at-bats in Game 3 at Houston (14-inning Sox win) ... walked six times in the ALCS vs. the Angels ... reached base four times in Game 4 of the ALCS, going 1-2 with a triple, three walks and two stolen bases ... batted .273 (3-11) with a triple, home run and four RBI in the ALDS vs. Boston ... went 2-3 with a homer and three RBI in Game 1 of the ALDS ... became the second player in major-league history to homer in a postseason game during a season in which he did not homer in at least 500 at-bats (White Sox Lance Johnson in 1993) ... donated his bat used in Game 2 of the World Series to the National Baseball Hall of Fame and Museum.

MINOR LEAGUE HIGHLIGHTS

■ **2002:** Began the season at Class AAA Tacoma and hit .279 with nine home runs, 61 RBI and 35 stolen bases in 125 games ... ranked third in the Pacific Coast League in stolen bases ... collected a season-high four hits on 8/25 at Tucson.

■ **2001:** Spent the majority of the season with Tacoma ... hit safely in 11 consecutive games from 4/6-16 ... reached base safely in 20 straight games from 4/6-26 ... hit .340 with 16 RBI in April ... was on the disabled list from 5/4-6/12 while recovering from left knee surgery.

■ **2000:** Spent the entire season at Class AA Tulsa, hitting .249 with 19 stolen bases in 49 games.

■ **1999:** Was limited to 42 games between Gulf Coast League Rangers and Tulsa ... combined to hit .188 (25-133) ... missed most of the season with a right groin strain and femoral hernia.

■ **1998:** Combined to hit .276 (104-377) in 98 games with Class A Charlotte and Tulsa ... batted .285 with four home runs, 39 RBI and 26 stolen bases in 81 games at Charlotte before his promotion.

■ **1997:** Led the Midwest League in games (135) and at-bats (531) and ranked fifth in hits (147) ... was reacquired by Texas in the Rule 5 Draft on 12/15.

■ **1996:** Spent the season at Class A Brevard County, batting .261 (100-383) with 20 stolen bases in 108 games.

■ **1995:** Led Class A Hudson Valley with 20 steals ... was acquired by Florida from Texas on 10/8, completing a deal that sent pitcher Bobby Witt to the Rangers for two players to be named later (8/8).

■ **1994:** Led the Gulf Coast League in walks (41) and games played (60) in his first pro season.

COMMUNITY INVOLVEMENT

■ Among his charitable activities with the White Sox in 2005, participated in Chicago Moves Day at Daley Plaza ... also teamed with Jermaine Dye and Aaron Rowand to support the Valentine Boys and Girls Club ... the trio purchased game tickets, bus transportation and Comiskey Cash for 250 members of the Keystone and Torch Clubs and greeted members at the club and at the ballpark.

MISCELLANEOUS/PERSONAL

■ Married Lisa Dergan in February 2006 ... appeared on the October 29, 2005 edition of "Saturday Night Live," acting as himself on *Weekend Update* ... made two appearances on the Oprah Winfrey Show in the 2005 offseason

Podsednik's Stolen Base Breakdown

Split	SB-A	Pct.
Second Base	171-229	74.7
Third Base	40-46	87.0
Home Plate	1-2	50.0
Home	98-128	76.6
Road	114-149	76.5
Day	77-103	74.8
Night	135-174	77.6
Grass	194-253	76.7
Turf	18-24	75.0
Pre-ASG	127-157	80.9
Post ASG	85-120	70.8
Interleague	26-34	76.5
Intraleague	186-243	76.5
Opponent	SB-A	Pct.
Arizona	7-9	77.9
Atlanta	2-2	100.0
Baltimore	13-19	68.4
Boston	6-8	5.0
Chicago-NL	20-26	76.9
Cincinnati	13-13	100.0
Cleveland	19-22	86.4
Colorado	4-5	80.0
Detroit	5-7	71.4
Florida	2-4	50.0
Houston	19-23	82.6
Kansas City	8-16	50.0
Los Angeles-AL	5-9	55.6
Los Angeles-NL	7-8	87.5
Minnesota	10-16	62.5
New York-AL	0-3	0.0
New York-NL	4-6	66.7
Oakland	8-9	88.9
Philadelphia	2-2	100.0
Pittsburgh	14-18	77.8
St. Louis	10-12	83.3
San Diego	4-5	80.0
San Francisco	6-6	100.0
Seattle	5-6	83.3
Tampa Bay	2-2	100.0
Texas	3-4	75.0
Toronto	8-10	80.0
Washington	1-1	100.0
Month	SB-A	Pct.
April	27-32	84.4
May	47-60	78.3
June	35-46	76.1
July	36-49	73.5
August	31-41	75.6
Sept./Oct.	36-49	73.5

... appeared with several teammates and coaches on the 10/28 show, two days following the White Sox World Series victory over Houston ... also appeared with teammate Mark Buehrle in January 2006 to recognize the selfless acts of Ryan Devlin, a lifelong White Sox fan who sold his World Series tickets to fund his relief efforts for the victims of Hurricane Katrina ... is a 1994 graduate of West (Texas) High School ... also lettered in basketball and track ... received scholarship offers from the University of Texas, Texas A&M and Texas Christian University to run the 200-meter dash and hurdles ... hosted "This Week in Baseball" during the 2004 season.

YEAR	CLUB	AVG	G	AB	R	H	TB	2B	3B	HR	RBI	SH	SF	HB	BB	SO	SB	CS	E
1994	GCL Rangers	.227	*60	211	34	48	60	7	1	1	17	2	3	3	*41	34	18	4	0
1995	Hudson Valley	.266	65	252	42	67	70	3	0	0	20	1	2	1	35	31	20	6	3
1996	Brevard City	.261	108	383	39	100	113	9	2	0	30	7	0	3	45	65	20	10	4
1997	Kane County	.277	*135	*531	80	147	187	23	4	3	49	14	3	3	60	72	28	11	5
1998	Charlotte	.285	81	302	55	86	118	12	4	4	39	4	6	0	44	32	26	8	2
	Tulsa	.240	17	75	9	18	24	4	1	0	4	0	0	0	6	11	5	2	0
1999	GCL Rangers	.412	5	17	6	7	9	2	0	0	5	0	0	0	2	3	1	0	0
	Tulsa	.155	37	116	10	18	22	4	0	0	1	2	0	0	5	13	6	2	1
2000	Tulsa	.249	49	169	20	42	59	7	2	2	13	1	2	1	30	33	19	4	3
2001	Tacoma	.290	66	269	46	78	110	15	4	3	30	4	0	2	13	46	12	5	5
	SEATTLE	.167	5	6	1	1	3	0	1	0	3	0	0	0	0	1	0	0	0
2002	Tacoma	.279	125	438	63	122	186	25	6	9	61	4	11	9	43	70	35	13	5
	SEATTLE	.200	14	20	2	4	7	0	0	1	5	0	1	0	4	6	0	0	1
2003	MILWAUKEE	.314	154	558	100	175	247	29	8	9	58	8	2	4	56	91	43	10	3
2004	MILWAUKEE	.244	154	640	85	156	233	27	7	12	39	6	1	7	58	105	*70	13	4
2005	WHITE SOX	.290	129	507	80	147	177	28	1	0	25	6	5	3	47	75	59	23	3
	Charlotte	.222	2	9	2	2	4	2	0	0	1	0	0	0	2	0	0	0	0
2006	WHITE SOX	.261	139	524	86	137	185	27	6	3	45	8	4	2	54	96	40	19	8
MINOR TOTALS		.265	750	2772	406	735	962	113	24	22	270	39	27	22	324	412	190	65	28
SOX TOTALS		.275	268	1031	166	284	362	55	7	3	70	14	9	5	101	171	99	42	11
A.L. TOTALS		.273	287	1057	169	289	372	55	8	4	78	14	10	5	105	178	99	42	12
N.L. TOTALS		.276	308	1198	185	331	480	56	15	21	97	14	3	11	114	196	113	23	7
M.L. TOTALS		.275	595	2255	354	620	852	111	23	25	175	28	13	16	219	374	212	65	19

*Led League

- Selected by Texas in the third round of the free agent draft (6/94).
- Traded by Texas to Florida as one of two players to be named later in the deal that sent Bobby Witt to Texas (8/8/95).
- Selected by Texas in the Rule 5 Major League Draft (12/15/97).
- On Class AA Tulsa disabled list with pulled right hamstring (5/6-13/98).
- On Class A Charlotte disabled list with jammed right shoulder (6/7-7/3/98).
- On Class AA Tulsa disabled list with strained right groin (4/8-7/10/99); included rehabilitation assignment to GCL Rangers (7/5-10/99).
- On Class AA Tulsa disabled list with broken right hamate bone (4/6-5/22/00).
- Signed by Seattle as a free agent (11/7/00).
- On Class AAA Tacoma disabled list recovering from left knee surgery (5/4-6/12/01).
- On Class AAA Tacoma disabled list with pulled left groin (8/14-26/01).
- Claimed by Milwaukee off waivers from Seattle (10/11/02).
- Traded by Milwaukee with pitcher Luis Vizcaino and a player to be named later to the White Sox in exchange for outfielder Carlos Lee (12/14/04); White Sox acquired first baseman Travis Hinton to complete the deal (1/10/05).
- On White Sox disabled list with strained left adductor (8/13-29/05); included rehabilitation assignment to Class AAA Charlotte (8/26-28/05).

DIVISION SERIES RECORD

YEAR	CLUB	AVG	G	AB	R	H	TB	2B	3B	HR	RBI	SH	SF	HB	BB	SO	SB	CS	E
2005	SOX vs. Bos.	.273	3	11	3	3	7	1	0	1	4	0	0	2	1	1	1	2	0

LEAGUE CHAMPIONSHIP SERIES RECORD

YEAR	CLUB	AVG	G	AB	R	H	TB	2B	3B	HR	RBI	SH	SF	HB	BB	SO	SB	CS	E
2005	SOX vs. LAA	.294	5	17	4	5	7	0	1	0	0	0	0	0	6	5	3	1	0

WORLD SERIES RECORD

YEAR	CLUB	AVG	G	AB	R	H	TB	2B	3B	HR	RBI	SH	SF	HB	BB	SO	SB	CS	E
2005	SOX vs. Hou.	.286	4	21	2	6	13	0	2	1	2	0	0	0	0	4	2	0	0

ALL-STAR GAME RECORD

YEAR	CLUB, SITE	AVG	G	AB	R	H	TB	2B	3B	HR	RBI	SH	SF	HB	BB	SO	SB	CS	E
2005	A.L., Detroit	—	1	0	0	0	0	0	0	0	0	0	0	0	0	0	0	0	0

PODSEDNIK'S STATISTICAL BREAKDOWN

PODSEDNIK'S CAREER BY PARK

	2006						CAREER					
	AVG	G	AB	H	HR	RBI	AVG	G	AB	H	HR	RBI
Baltimore	.321	7	28	9	0	0	.344	16	64	22	0	2
Boston	.333	5	24	8	0	1	.356	14	59	21	0	3
Cleveland	.228	15	57	13	0	3	.246	30	118	29	0	6
Detroit	.119	17	59	7	0	1	.219	34	128	28	0	8
Kansas City	.314	15	51	16	0	2	.315	36	127	40	0	6
Los Angeles-AL	.241	8	29	7	0	4	.299	23	87	26	1	11
Minnesota	.338	17	65	22	1	6	.342	39	146	50	2	16
New York-AL	.350	6	20	7	0	3	.313	9	32	10	0	4
Oakland	.308	4	13	4	0	2	.250	14	44	11	0	4
Seattle	.182	6	22	4	0	0	.140	12	43	6	0	0
Tampa Bay	.136	6	22	3	0	2	.238	11	42	10	0	3
Texas	.194	8	31	6	1	7	.214	20	70	15	1	8
Toronto	.294	8	34	10	0	2	.237	14	59	14	0	3
Interleague	.304	17	69	21	1	12	.323	61	232	75	2	30
Arizona	—	—	—	—	—	—	.222	15	54	12	0	7
Atlanta	—	—	—	—	—	—	.242	10	33	8	0	0
Chicago-NL	.217	6	23	5	0	1	.291	43	165	48	2	8
Cincinnati	.286	3	14	4	0	3	.255	38	161	41	0	11
Colorado	—	—	—	—	—	—	.222	14	54	12	0	1
Florida	—	—	—	—	—	—	.214	12	42	9	0	1
Houston	.385	3	13	5	1	5	.296	39	162	48	8	23
Los Angeles-NL	—	—	—	—	—	—	.250	16	56	14	3	4
Montreal	—	—	—	—	—	—	.208	12	48	10	1	3
New York-NL	—	—	—	—	—	—	.286	15	56	16	0	7
Philadelphia	—	—	—	—	—	—	.289	12	45	13	0	2
Pittsburgh	.455	3	11	5	0	2	.305	37	141	43	3	16
St. Louis	.250	2	8	2	0	1	.303	34	122	37	3	13
San Diego	—	—	—	—	—	—	.279	15	61	17	1	2
San Francisco	—	—	—	—	—	—	.278	11	36	10	0	3
Home	.256	71	262	67	2	25	.267	304	1125	300	12	77
Road	.267	68	262	70	1	20	.283	291	1130	320	13	98
Day	.265	48	185	49	2	10	.283	202	773	219	10	59
Night	.260	91	339	88	1	35	.271	393	1482	401	15	116
vs. Left	.216	—	139	30	1	8	.254	—	536	136	8	53
vs. Right	.278	—	385	107	2	37	.282	—	1719	484	17	122
Grass	.252	122	456	115	2	37	.271	554	2096	569	23	158
Turf	.324	17	68	22	1	8	.321	41	159	51	2	17
Pre-ASG	.276	80	312	86	2	33	.284	325	1230	349	14	101
Post ASG	.241	59	212	51	1	12	.264	270	1025	276	11	74
RISP	.298	—	104	31	1	42	.284	—	409	116	6	149
Bases Loaded	.333	—	6	2	1	10	.250	—	32	8	1	27
March/April	.233	22	90	21	0	5	.272	85	302	82	4	25
May	.318	25	85	27	1	9	.278	103	370	103	5	27
June	.245	24	94	23	1	17	.296	95	379	112	5	45
July	.287	25	94	27	1	6	.266	109	425	113	2	17
August	.217	26	92	20	0	6	.265	90	351	93	4	28
Sept./Oct.	.275	17	69	19	0	2	.273	113	428	117	5	33
As PH	.273	13	11	3	0	1	.235	40	34	8	0	4
As DH	1.000	2	1	1	0	0	1.000	3	4	4	0	1

Park	AVG	AB	H	HR	RBI
Camden Yards	.267	30	8	0	2
Fenway Park	.294	17	5	0	0
U.S. Cellular	.279	512	143	2	36
Jacobs Field	.308	52	16	0	1
Comerica	.235	68	16	0	4
Kauffman	.268	71	19	0	1
Angel	.241	58	14	1	8
Metrodome	.437	71	31	1	12
Yankee	.333	21	7	0	2
McAfee	.154	26	4	0	2
SAFECO	.313	16	5	0	4
Tropicana	.188	16	3	0	1
Amerquest	.194	36	7	0	3
Rogers Centre	.237	38	9	0	3
Chase	.235	17	4	0	1
Turner	.300	10	3	0	0
Wrigley	.316	79	25	1	7
Great American	.176	85	15	0	9
Coors	.214	28	6	0	1
Dolphin	.200	10	2	0	0
Minute Maid	.314	70	22	4	8
Dodger	.364	22	8	2	3
Miller	.255	607	155	10	37
Olympic	.308	13	4	0	0
Bithorn	.167	12	2	1	1
Shea	.350	40	14	0	7
AT&T	.333	24	8	0	3
PNC	.296	81	24	1	9
old Busch	.344	64	22	2	9
Qualcomm	.500	12	6	0	0
PETCO	.185	27	5	0	0
Veterans	.222	9	2	0	0
Citizens Bank	.462	13	6	0	1

Podsednik's Fielding — OF

Year, Club	Pct.	G	PO	A	E	TC	DP
2001, Sea.	1.000	5	3	0	0	3	0
2002, Sea.	.938	11	15	0	1	16	0
2003, Mil.	.992	139	345	5	3	353	1
2004, Mil.	.990	153	392	5	4	401	2
2005, Sox	.989	127	274	3	3	280	1
2006, Sox	.969	135	245	4	8	257	0
Totals	.985	570	1274	17	19	1310	4

Podsednik's Game Bests

Hits — 4 (7x, last 5/1/06 at Cle.)
 HR — 2 (twice, last 4/17/04 vs. Hou.)
 GS — 1 (6/23/06 vs. Hou.)
 RBI — 4 (4x, last 6/23/06 vs. Hou.)
 SB — 4 (4x, last 5/1/06 at Cle.)
 Hitting Streak — 13 games (8/15-28/03)

Podsednik's MultiHR Games

No.	Date	Opp.	Pitchers
2	8/22/03	vs. Pit.	K. Wells (2)
2	4/17/04	at Hou.	Duckworth/Backe

Podsednik's Leadoff HR

No.	Date	Opp.	Pitcher
1	9/11/03	vs. Hou.	Ron Villone
2	4/17/04	at Hou.	BrandonDuckworth
3	6/1/04	at LAD	Jeff Weaver
4	6/2/04	at LAD	Edwin Jackson
5	7/23/04	at Hou.	Roger Clemens


Podsednik's Grand Slams

No.	Date	Opp.	Inn.	Pitcher
1	6/23/06	vs. Hou.	4th	Andy Pettitte

PLAYERS

PAULINO REYNOSO

48



Given Name: Paulino Reynoso

Position: Pitcher

Bats: Left

Throws: Left

Height: 6-3

Weight: 200

Opening Day Age: 26

Born: August 10, 1980, Agua Santa del Yuna, Dominican Republic

Resides: Santiago, Dominican Republic

First Pro Contract: White Sox.

Sox Acquisition: Signed as a free agent, December 21, 1998.

Major League Service: None

Contract Status: Signed through 2007.

PLAYERS

■ **2006:** Spent his first full season at Class AAA Charlotte, going 3-3 with a 4.37 ERA (29 ER/59.2 IP) in 47 relief appearances ... ranked second on the club in games pitched ... limited opponents to a .215 (48-223) average ... all three home runs came against righties and surrendered just one in his final 32 outings ... tossed at least 2.0 IP on 15 occasions, but just three times over his last 23 appearances ... issued at least one walk in 10 straight games from 4/13-5/4 (14 total) ... notched a 1.29 ERA (2 ER/14.0 IP) in nine games from 4/28-5/24 ... posted a 2.03 ERA (3 ER/13.1 IP) in May ... combined to go 1-2 with a 9.00 ERA (11 ER/11.0 IP) in August and September ... lost two of his final three outings ... made one appearance in the International League playoffs vs. Toledo, tossing 2.0 scoreless IP ... made two appearances for Cibao in the Dominican Winter League, allowing three runs in 2.2 IP.

MINOR LEAGUE HIGHLIGHTS

■ **Career:** Has allowed an average of 8.1 hits per 9.0 IP (408 H/451.0 IP) ... began his career as an infielder, hitting .210 (54-257) in 88 games from 1999-2000 ... was converted to pitcher following the 2000 season.

■ **2005:** Spent the season at Class AA Birmingham ... ranked third on the Barons with 54 appearances (two behind team leader Dwayne Pollok) and eight saves ... began the season with a streak of 12.2 consecutive IP without allowing an earned run ... did not allow his first earned run until 5/9, a span of 11 games ... ERA was at 2.34 at the end of June, but he allowed five runs in 1.1 IP in back-to-back outings on 7/1 vs. Montgomery and 7/6 at Huntsville as his ERA rose to 3.50 ... went 2.0 IP or more on nine occasions, including a season-high 4.0 scoreless IP for the victory on 6/4 at Tennessee when he allowed two hits and no walks ... pitched for Gigantes in the Dominican Winter League, compiling a 3.24 ERA (3 ER/8.1 IP) in six games.

■ **2004:** Ranked second on the staff at Class A Winston-Salem with 19 starts ... was 3-2 with a 3.67 ERA (30 ER/73.2 IP) in 19 starts and 0-0 with a 5.91 ERA (7 ER/10.2 IP) and one save in 15 relief appearances ... limited opponents to a .243 average as a starter ... averaged 7.5 strikeouts per 9.0 IP (70 SO) ... opponents hit just .207 (19-92) combined in August and September ... struck out 25 batters in 21.2 IP in August ... registered first save on 5/6 at Frederick (1 ER/3.0 IP) ... posted a 0.68 ERA (1 ER/13.1 IP) in four games (three starts) from 5/22-6/19 ... was placed on the disabled list from 6/1-10 with inflammation of his left arm ... tossed 1.0 scoreless IP in relief upon his return from injury on 6/13 vs. Potomac ... went 2-0 with a 2.17 ERA (7 ER/29.0 IP) from 7/23-8/24 ... tossed consecutive scoreless starts on 7/23 vs. Myrtle Beach (4.0 IP) and 7/28 vs. Lynchburg (5.0 IP) ... was relieved by 2004 supplemental-round draft pick Tyler Lumsden in each of his final 10 starts.

■ **2003:** Tied for third on team with five wins at Class A Kannapolis ... ranked among the organization leaders in ERA (3.16) ... held opponents to a .213 (81-380) average ... was 4-2 with a 2.18 ERA (11 ER/45.1 IP) on the road and 1-5 with a 3.86 ERA (27 ER/63.0 IP) at home ... posted a 1.15 ERA (4 ER/31.1 IP) in June ... made seven straight quality starts from 6/2-7/6.

■ **2002:** Tied for fifth in the South Atlantic League in shutouts (one) at Kannapolis ... surrendered one home run in 102.0 IP, an average of 0.09 per 9.0 IP ... made 14 starts and 19 relief appearances ... allowed a combined four hits with 13 strikeouts in consecutive scoreless outings (13.0 IP) from 8/26-9/1 ... held lefties to a .198 average.

■ **2001:** Converted from first baseman to pitcher prior to the season ... appeared in 15 games (three starts) at Rookie Phoenix ... finished fourth on team in appearances and fifth in strikeouts (31) ... struck out 7.1 batters per 9.0 IP (31 SO/39.1 IP).

■ **2000:** Made pro debut at Rookie Tucson, appearing in 26 games at first base and 10 in the outfield.

■ **1999:** Played in the Dominican Summer League ... recommended/signed by Mike Sgobba and Denny Gonzalez.

MISCELLANEOUS/PERSONAL

■ Single.

YEAR	CLUB	W-L	PCT	ERA	G	GS	CG	SHO	SV	IP	H	R	ER	HR	HB	BB-I	SO	WP	BK
2001	Phoenix	0-2	.000	3.66	15	3	0	0	1	39.1	41	27	16	1	4	13-1	31	5	1
2002	Kannapolis	6-8	.429	4.24	33	14	1	1	2	102.0	96	61	48	1	6	65-1	73	7	2
2003	Kannapolis	5-7	.417	3.16	22	21	1	0	0	108.1	81	46	38	7	5	55-1	86	8	5
2004	Winston-Salem	3-2	.600	3.95	25	19	0	0	1	84.1	79	42	37	6	7	41-1	70	3	0
2005	Birmingham	4-4	.500	3.92	54	0	0	0	8	57.1	63	37	25	6	3	41-0	46	5	1
2006	Charlotte	3-3	.500	4.37	47	0	0	0	0	59.2	48	29	29	3	5	45-1	59	3	0
MINOR TOTALS		21-26	.447	3.85	196	57	2	1	12	451.0	408	242	193	24	30	260-5	365	31	9

YEAR	CLUB	AVG	G	AB	R	H	TB	2B	3B	HR	RBI	SH	SF	HB	BB	SO	SB	CS	E
2000	Tucson	.240	42	129	19	31	42	6	1	1	13	0	3	0	21	44	1	0	6

– Signed by White Sox as a free agent (12/21/98).

– On Class A Winston-Salem disabled list with inflammation of his left arm (6/1-10/04).

CASEY ROGOWSKI

36

Given Name: Casey Daniel Rogowski

Position: First Baseman

Bats: Left

Throws: Left

Height: 6-3

Weight: 230

Opening Day Age: 25

Born: May 1, 1981, Livonia, Mich.

Resides: Livonia, Mich.

First Pro Contract: White Sox.

Sox Acquisition: Selected in the 13th round, June 1999 First-Year Player Draft.

Major League Service: None

Contract Status: Signed through 2007.



■ **2006:** Hit .272 (125-459) with 32 doubles, 13 home runs and 76 RBI in 127 games in his first season at Class AAA Charlotte ... ranked fifth in the International League in doubles and finished among the organizational leaders in numerous categories, including doubles (T2nd), extra-base hits (T4th, 47), walks (5th, 53), runs (T5th), stolen bases (T5th, 26), total bases (6th, 200), hits (7th) and home runs (T8th) ... compiled a .990 (11 E/1,133 TC) fielding percentage at first base ... was successful in a career-best 26 of 35 stolen base attempts ... batted .282 (40-142) vs. left-handers and .268 (85-317) vs. righties ... was 45-133 (.338) with runners in scoring position ... totaled 36 multihit efforts ... batted .302 (51-169) combined in April and May, but hit just .227 (20-88) in June ... was a triple shy of a cycle on 5/27 at Richmond, going 4-5 with a double, home run and a season-high five RBI ... average was as high as .292 on 8/11, but hit only .171 (13-76) over his final 21 games.

MINOR LEAGUE HIGHLIGHTS

■ **2005:** Spent his first season at Class AA Birmingham ... ranked second in the Southern League in doubles (37), third in hits (148), fourth in RBI (78), extra-base hits (52) and at-bats (505) and fifth in total bases (224) and games played (134) ... tied for the Barons team lead with six triples, ranked second in doubles and third with a .293 average, trailing SL-leader Jerry Owens (.331) and Ryan Sweeney (.298), and 20 stolen bases ... was named to the SL postseason All-Star Team ... posted 40 multihit efforts, including four hits on four occasions and three hits 10 times ... reached base safely in 79.9 percent (107-134) of his games ... hit .327 (32-98) in May and followed that with a .374 (34-91) average in June ... average was above .300 every day between 4/11-8/19, reaching a season high of .331 on 5/24 ... batted just .191 (21-110) in August as his average dropped to .286, but finished the season on a 11-26 (.423) streak to raise his final mark to .293 ... reached base safely in 22 straight games from 7/4-31 ... collected three hits in three straight games from 6/26-30 ... was 4-6 with a home run and six RBI on 7/7 at Huntsville ... hit a pair of triples on 8/8 at Mississippi ... played for Azucareros in the Dominican Winter League, hitting .282 (42-149) with 13 doubles, one home run and 29 RBI in 39 games.

■ **2004:** Established then career highs in virtually all categories, batting .286 (133-465) with 28 doubles, 18 home runs and 90 RBI with Class A Winston-Salem ... tied for second among all minor-league players with 91 walks ... was one of three minor leaguers to collect at least 90 RBI and 90 walks (also Class AAA Sacramento's Nick Swisher and Class A Potomac's Joey Votto) ... led the Carolina League in walks and RBI, tied for the lead in on-base percentage (.401), ranked second in runs scored (88) and fifth in doubles, slugging percentage (.471) and extra-base hits (48) ... led team with 36 multihit and 20 multiRBI games ... appeared in 115 games at first base, 14 in left field and 11 as designated hitter ... collected nine homers and 31 RBI in May ... was 25-77 (.325) in June ... reached base safely in 27 straight games from 5/20-2/6/16 ... scored a run in eight consecutive games from 5/6-14 ... hit

two home runs and matched his season high with four RBI on 5/6 at Frederick ... drew four walks on 5/29 at Kinston ... drove in 12 runs in his final 11 games and scored nine runs over his last six ... played for Mesa in the Arizona Fall League, hitting .289 (22-76) with two home runs and 10 RBI in 28 games.

■ **2003:** Spent his first full season at Winston-Salem ... ranked among the organization leaders in walks (53), on-base percentage (.354) and stolen bases (18) ... tied for team lead in hit-by-pitch (eight).

■ **2002:** Hit a combined .288 (62-215) with five home runs and 31 RBI between Rookie Phoenix and Winston-Salem ... spent majority of season at Winston-Salem ... led team with a .358 on-base percentage.

■ **2001:** Rated by *Baseball America* as the No. 14 Prospect in the White Sox organization and Best Defensive First Baseman in the South Atlantic League ... his .995 fielding percentage at Class A Kannapolis led all SAL infielders ... tied for fifth in the SAL with a .382 on-base percentage ... was selected to the SAL midseason All-Star Team ... earned Kannapolis Most Valuable Player Award after leading team in average (.287), home runs (14) and RBI (69) ... was named SAL Hitter of the Week twice (4/5-12 and 9/10-16).

■ **2000:** Ranked second on team at Class A Burlington in runs scored (62) and tied for second in doubles (19) ... hit safely in 12 straight games from 5/2-13.

■ **1999:** Led Rookie Tucson with a .384 on-base percentage and 26 walks ... named to the Arizona League All-Star Team ... cited by *Baseball America* as the Best Hitter and Most Intriguing Story in the Sox 1999 draft class ... was recommended/signed by Ken Stauffer and Nathan Durst.

MISCELLANEOUS/PERSONAL

■ Married Elizabeth ... has one son: Cael ... his brother, Ryan, plays in the Los Angeles Dodgers minor-league system ... graduated from Catholic Central High School in Livonia, Mich. ... named Michigan's Mr. Baseball as a senior after batting .491 with 11 home runs and 55 RBI ... homered into the right-center field upper deck at Tiger Stadium in the Catholic League Championship game as junior ... All-State in baseball, football and wrestling ... member of state championship football team as a junior and senior ... helped team win state wrestling title two straight seasons ... was the Michigan state heavyweight wrestling champion, winning final 92 matches.

YEAR	CLUB	AVG	G	AB	R	H	TB	2B	3B	HR	RBI	SH	SF	HB	BB	SO	SB	CS	E
1999	Tucson	.288	52	160	23	46	57	7	2	0	27	1	3	1	26	34	2	1	13
2000	Burlington	.231	122	412	62	95	134	19	1	6	41	3	1	4	47	89	11	3	15
2001	Kannapolis	.287	130	439	66	126	192	18	3	14	69	0	3	7	62	95	16	8	6
2002	Phoenix	.484	8	31	4	15	27	6	0	2	8	0	1	0	1	5	2	1	0
	Winston-Salem	.255	55	184	27	47	61	5	0	3	23	1	3	3	28	46	16	3	4
2003	Winston-Salem	.246	116	357	46	88	131	20	1	7	38	3	3	8	53	73	18	4	3
2004	Winston-Salem	.286	136	465	88	133	219	28	2	18	90	0	7	3	91	94	16	9	12
2005	Birmingham	.293	134	505	83	148	224	37	6	9	78	3	6	11	58	111	20	12	11
2006	Charlotte	.272	127	459	69	125	200	32	2	13	76	4	4	5	53	97	26	9	12
MINOR TOTALS		.273	880	3012	468	823	1245	172	17	72	450	15	31	42	419	646	127	50	76

— Selected by the White Sox in the 13th round of the free agent draft (6/99).

— On Class A Winston-Salem disabled list with torn right labrum (4/4-7/1/02).



ANDREW SISCO

51



Given Name: Andrew Frank Sisco

Position: Pitcher

Bats: Left

Throws: Left

Height: 6-10

Weight: 270

Opening Day Age: 24

Born: January 13, 1983, Steamboat Springs, Colo.

Resides: Scottsdale, Ariz.

First Pro Contract: Chicago Cubs, selected in the second round, June 2001 First-Year Player Draft.

Sox Acquisition: Obtained from the Kansas City Royals in exchange for infielder Ross Gload, December 16, 2006.

Major League Service: One year, three days.

Contract Status: Signed through 2007.

■ **2006:** Made 65 appearances with Kansas City ... his 7.10 ERA was the highest among major-league relievers ... opponents batted .289 (66-228), up from his .243 mark as a rookie in 2005 ... left-handers hit .318 (22-88), up from .216 in 2005 ... allowed 42.9 percent (27-63) inherited runners to score, the eighth-highest total in the American League ... 63 inherited runners were the third-highest total in the major leagues behind the White Sox Neal Cotts (67) and Yankees Scott Proctor (64) ... first batters hit .250 (14-56) ... was 1-5 in save chances ... allowed a run in three of his first five games but was scoreless in 12 of his next 15 outings from 4/13-5/14 ... posted his first major-league save on 5/26 at Yankee Stadium to preserve a 7-6 win ... was optioned to Class AAA Omaha on 7/27 ... posted a 1.93 ERA in three games and was recalled on 8/8 ... earned his only win on 8/10 vs. Boston ... was 2-3 with a 4.59 ERA (17 ER/33.1 IP) and 32 strikeouts in seven starts for Mazatlan in the Mexican Winter League ... was traded to the White Sox on 12/16 in return for Ross Gload ... acquisition was recommended by Dave Yoakum.

MAJOR LEAGUE HIGHLIGHTS

■ **2005:** Ranked second among major-league rookies with 67 appearances and an average of 9.08 strikeouts per 9.0 IP (76 SO/75.1 IP) and sixth with a 3.11 ERA ... his 67 appearances were one shy of the club record for rookies set by Mike MacDougal in 2003, while his 75.1 IP were the fifth-highest total in Royals history by a rookie reliever and highest since Rusty Meachem's 101.2 IP in 1992 ... held opponents to a .243 (68-280) average and left-handers to a .216 (19-88) mark ... posted a 1.50 ERA (5 ER/30.0 IP) in day games ... made the Opening Day roster despite never pitching above the Class A level prior to the season ... made his major-league debut on 4/4 at Detroit ... at 6-foot-10, became the tallest player in Royals history ... was named Royals Pitcher of the Month for April, his first month in the major leagues, after posting a 1.06 ERA (2 ER/17.0 IP) with 20 strikeouts and just eight hits allowed ... led all major-league pitchers with a 1.00 ERA (2 ER/18.0 IP) through 5/2 ... his streak of 11 straight scoreless outings (16.1 IP) ended with a loss on 5/3 at Chicago ... earned his first major-league win on 6/3 vs. Texas ... earned his second Royals Pitcher of the Month award in August after going 1-0 with a 1.80 ERA (3 ER/15.0 IP) in 12 games.

MINOR LEAGUE HIGHLIGHTS

■ **Career:** Has averaged 9.9 strikeouts per 9.0 IP (371 SO/336.2 IP) over his minor-league career while holding opponents to a .233 (284-1,218) average.

■ **2004:** Ranked fifth in the Florida State League with 134 strikeouts and 25 games started at Class A Daytona ... averaged 9.6 strikeouts per 9.0 IP (126.0 IP) ... was ranked by *Baseball America* as the No. 4 Prospect in the Cubs organization and No. 53 Prospect overall in the minor leagues entering the 2004 season.

■ **2003:** Spent the season at Class A Lansing ... was named to the Midwest League mid-season All-Star Team despite missing two months of the season with broken left hand ... also was named by *Baseball America* as the No. 7 Prospect in the MWL ... ranked third among MWL starting pitchers with an average of 9.48 strikeouts per 9.0 IP (99 SO/94.0 IP) ... registered three complete games in 19 starts ... held the opposition to a .220 (76-345) average ... was on the disabled list from 5/9-6/23 with the injury.

■ **2002:** Was named by *Baseball America* as the Short-Season Class A Player of the Year at Class A Boise ... also was named by the same publication as the No. 1 Prospect in the Northwest League ... was named to the NWL post-season All-Star Team and to the Topps Class A Short-Season/Rookie League All-Star Team ... led the NWL with 101 strikeouts, 11.7 strikeouts per 9.0 IP (77.2 IP) and opponents average among starters (.188, 51-271) ... also ranked second in the league in wins (seven) and fourth in ERA (2.43) ... allowed just 5.9 hits per 9.0 IP ...

■ **2001:** Began his pro career with Rookie Mesa in the Arizona League after being selected by the Cubs in the second round of the First-Year Player Draft ... was signed by Cubs scout Al Geddes.

MISCELLANEOUS/PERSONAL

■ Single ... graduated in 2001 from Seattle's Eastlake High School ... was rated by *Baseball America* as the No. 2 High School Prospect in Washington among players eligible for the draft ... played on the 1999 USA Baseball Youth National Team.

YEAR	CLUB	W-L	PCT	ERA	G	GS	CG	SHO	SV	IP	H	R	ER	HR	HB	BB-I	SO	WP	BK
2001	AZL CUBS	1-0	1.000	5.24	10	7	0	0	0	34.1	36	28	20	1	6	10-0	31	2	1
2002	Boise	7-2	.778	2.43	14	14	0	0	0	77.2	51	23	21	3	6	39-0	*101	6	0
2003	Lansing	6-8	.429	3.54	19	19	3	0	0	94.0	76	44	37	3	5	31-0	99	8	0
2004	Daytona	4-10	.286	4.21	26	25	0	0	0	126.0	118	64	59	11	7	65-1	134	9	1
2005	KANSAS CITY	2-5	.286	3.11	67	0	0	0	0	75.1	68	27	26	6	2	42-4	76	2	0
2006	KANSAS CITY	1-3	.250	7.10	65	0	0	0	1	58.1	66	47	46	8	1	40-6	52	4	0
	Omaha	0-0	.000	1.93	3	0	0	0	1	4.2	3	1	1	1	0	1-0	6	1	0
MINOR TOTALS		18-20	.474	3.69	72	65	3	0	1	336.2	284	160	138	19	24	146-1	371	26	2
A.L. TOTALS		3-8	.273	4.85	132	0	0	0	1	133.2	134	74	72	14	3	82-10	128	6	0
M.L. TOTALS		3-8	.273	4.85	132	0	0	0	1	133.2	134	74	72	14	3	82-10	128	6	0

*Led League

- Selected by the Cubs in the second round of the First-Year Player Draft (6/01).
- On Class A Lansing disabled list with a left metacarpal fracture (5/6-6/29/03).
- Selected by Kansas City in the Rule 5 Major League Draft (12/13/04).
- Traded by Kansas City to the White Sox in exchange for infielder Ross Gload (12/16/06).

Save Pct. — Career: 1-10 (10.0); **2006:** 1-5 (20.0); **2005:** 0-5 (0.0)

Holds — Career: 19; **2006:** 5; **2005:** 14.

Inherited Runners/Scored — Career: 110-47 (42.7); **2006:** 63-27 (42.9); **2005:** 47-20 (42.6).

First Batter Efficiency — Career: 28-110 (.255); **2006:** 14-56 (.250); **2005:** 14-54 (.259).

SISCO'S STATISTICAL BREAKDOWN

	2006					CAREER						
	ERA	W-L	SV	IP	ER	SO	ERA	W-L	SV	IP	ER	SO
Baltimore	0.00	0-0	0	5.0	0	6	2.35	0-0	0	7.2	2	10
Boston	3.00	1-0	0	3.0	1	3	1.42	2-0	0	6.1	1	5
Chicago-AL	10.13	0-0	0	5.1	6	2	5.28	0-1	0	15.1	9	12
Cleveland	10.50	0-1	0	6.0	7	8	6.75	0-2	0	12.0	9	18
Detroit	4.70	0-0	0	7.2	4	8	4.40	0-1	0	14.1	7	12
Los Angeles-AL	11.57	0-0	0	2.1	3	1	3.00	0-0	0	9.0	3	7
Minnesota	13.50	0-1	0	0.2	1	0	4.05	0-3	0	13.1	6	11
New York-AL	13.50	0-1	1	4.2	7	6	8.22	0-1	1	7.2	7	11
Oakland	6.35	0-0	0	5.2	4	4	4.35	0-0	0	10.1	5	8
Seattle	10.80	0-0	0	3.1	4	3	7.88	0-0	0	8.0	7	9
Tampa Bay	9.00	0-0	0	2.0	2	2	7.71	0-0	0	4.2	4	5
Texas	0.00	0-0	0	2.0	0	1	4.26	1-0	0	6.1	3	5
Toronto	0.00	0-0	0	3.1	0	1	0.00	0-0	0	5.0	0	4
Interleague	8.59	0-0	0	7.1	7	7	5.93	0-0	0	13.2	9	11
Arizona	—	—	—	—	—	—	0.00	0-0	0	1.0	0	0
Cincinnati	5.40	0-0	0	1.2	1	1	5.40	0-0	0	1.2	1	1
Colorado	—	—	—	—	—	—	6.75	0-0	0	1.1	1	1
Houston	10.80	0-0	0	1.2	2	2	4.91	0-0	0	3.2	2	3
Milwaukee	3.38	0-0	0	2.2	1	3	3.38	0-0	0	2.2	1	3
St. Louis	20.25	0-0	0	1.1	3	1	10.80	0-0	0	3.1	4	3
Home	5.93	1-2	0	30.1	20	27	3.95	3-3	0	70.2	31	62
Road	8.36	0-1	1	28.0	26	25	5.86	0-5	1	63.0	41	66
Day	10.47	0-1	0	16.1	19	18	4.66	0-1	0	46.1	24	52
Night	5.79	1-2	1	42.0	27	34	4.95	3-7	1	87.1	48	76
Grass	7.31	1-3	1	56.2	46	50	4.82	3-6	1	123.1	66	117
Turf	0.00	0-0	0	1.2	0	2	5.23	0-2	0	10.1	6	11
Pre-ASG	7.23	0-2	1	37.1	30	34	4.82	1-4	1	80.1	43	79
Post ASG	6.86	1-1	0	21.0	16	18	4.89	2-4	0	53.1	29	49
March/April	9.00	0-1	0	10.0	10	9	4.00	0-1	0	27.0	12	29
May	4.50	0-0	1	12.0	5	15	4.68	0-1	1	25.0	13	32
June	9.26	0-0	0	11.2	12	8	6.43	1-1	0	21.0	15	13
July	4.15	0-1	0	8.2	4	5	2.70	0-1	0	20.0	6	17
August	9.72	1-1	0	8.1	9	7	4.63	2-1	0	23.1	12	20
Sept./Oct.	5.87	0-0	0	7.2	5	8	7.27	0-3	0	17.1	14	17
Reliever	7.10	1-3	1	58.1	46	52	4.85	3-8	1	133.2	72	128

SISCO'S CAREER BY PARK

Park	ERA	W-L	IP	ER	SO
Camden Yards	0.00	0-0	3.1	0	8
Fenway	2.70	0-0	3.1	1	3
U.S. Cellular	6.23	0-1	8.2	6	6
Jacobs Field	6.00	0-0	6.0	4	9
Comerica	6.75	0-1	6.2	5	6
Kauffman	3.95	3-3	70.2	31	62
Angel	2.84	0-0	6.1	2	6
Metrodome	7.94	0-2	5.2	5	5
Yankee	7.20	0-1	5.0	4	7
McAfee	2.45	0-0	3.2	1	2
SAFECO	27.00	0-0	2.0	6	1
Tropicana	3.00	0-0	3.0	1	4
Ameriquest	9.00	0-0	1.0	1	2
Rogers Centre	0.00	0-0	1.2	0	2
Chase	0.00	0-0	1.0	0	0
Great American	5.40	0-0	1.2	1	1
Coors	0.00	0-0	1.1	1	1
Minute Maid	10.80	0-0	1.2	2	2
new Busch	9.00	0-0	1.0	1	1

Sisco's Game Bests

- SO, Reliever** — 4 (2x, last 5/7/05 at Bal., 1.1 IP)
- BB, Reliever** — 0 (4/9/05 at LAA., 3.0 IP)
- Hits, Reliever** — 0 (6x, 7/27/06 vs. Bal., 2.0 IP)
- IP, Reliever** — 3.0 (2x, 4/14/05 vs. Sea.)
- Win Streak** — None

Sisco's Fielding — P

Year, Club	Pct.	G	PO	A	E	TC	DP
2005, K.C.	.800	67	1	3	1	5	0
2006, K.C.	.889	65	3	5	1	9	1
Totals	.857	132	4	8	2	14	1

RYAN SWEENEY

31

Given Name: Ryan Joseph Sweeney

Position: Outfielder

Bats: Left

Throws: Left

Height: 6-4

Weight: 215

Opening Day Age: 22

Born: February 20, 1985, Cedar Rapids, Iowa

Resides: Cedar Rapids, Iowa

First Pro Contract: White Sox.

Sox Acquisition: Selected in the second round, June 2003 First-Year Player Draft.

Major League Service: 31 days.

Contract Status: Signed through 2007.



PLAYERS

■ **2006:** Enters the 2007 season ranked by *Baseball America* as the No. 1 Prospect in the White Sox organization ... was named by the same publication following the season as the Best Hitter For Average and Best Defensive Outfielder in the Sox system and also the No. 5 Prospect in the International League ... hit .229 (8-35) with five RBI in 18 games with the White Sox ... his contract was purchased from Class AAA Charlotte on 9/1 ... made seven appearances in center field (three starts), six in right (three starts) and six in left ... made his major-league debut as a defensive replacement in center field on 9/1 at Kansas City ... collected his first two hits on 9/5 at Boston in his first start in right field ... singled to right off Kason Gabbard for his first major-league hit ... led off on 9/6 at Boston, becoming the first Sox rookie to start at the top of the lineup since Willie Harris on 9/25/02 vs. Boston ... also picked up his first RBI with a groundout ... was 2-18 (.111) from 9/6-21 ... hit .296 (133-449) and established career highs in doubles (25), home runs (13) and RBI (70) with the Knights ... ranked ninth in the IL in average at the time of his promotion ... ranked fourth in the organization in hits (133) and total bases (203), tied for fourth in RBI, seventh in average, eighth in extra-base hits (41) and ninth in home runs ... totaled 33 multihit efforts with the Knights ... produced seven hitting streaks of seven games or more ... hit 10 of his 13 home runs at home and 12 off right-handers ... was named the IL Batter of the Week for 4/24-30 ... fell a double shy of hitting for the cycle on 7/18 vs. Columbus, going 4-4 with a triple, two home runs and four RBI ... played in 14 games for LaGuaira in the Venezuelan Winter League, hitting .260 (33-127) with one home run and seven RBI ... was ranked by *Baseball America* entering the season as the No. 3 Prospect and Best Outfield Arm in the White Sox organization.

Baseball America's Top 10 Sox Prospects

No.	Player	Pos.
1.	Ryan Sweeney	OF
2.	Josh Fields	3B
3.	Lance Broadway	RHP
4.	Kyle McCullough	RHP
5.	Charlie Haeger	RHP
6.	Aaron Cunningham	OF
7.	Adam Russell	RHP
8.	Lucas Harrell	RHP
9.	Matt Long	RHP
10.	Chris Carter	1B

Preseason 2007

MINOR LEAGUE HIGHLIGHTS:

■ **2005:** Batted .298 (128-429) with 22 doubles, one home run and 48 RBI with Class AA Birmingham ... finished fifth in the Southern League in strikeout ratio (9.11) and 10th in average ... ranked among the organizational leaders in average (6th) and triples (T9th, 3) ... hit .319 (44-138) vs. left-handers and .289 (84-291) vs. righties ... compiled 12 outfield assists, fifth-most in the SL ... hit .255 (42-165) batting third, but .317 (79-249) from the No. 5 slot ... was 5-11 (.455) with the bases loaded and 37-147 (.252) with runners in scoring position ... compiled hitting streaks of seven, eight and 10 games (twice) ... produced 39 multihit efforts ... was on the disabled list from 4/25-5/2 with a strained upper left hamstring ... hit .311 in May, but .232 in June ... was 16-41 (.390) during a 10-game hit streak from 7/23-8/3 ... hit his only home run on 8/28-2 at Jacksonville (105th game) ... batted .436 (17-39) in his second 10-game hit streak from 8/27-through the end of the season ... was 3-10 (.300) with one RBI in the SL playoffs ... was ranked by *Baseball America* as the No. 2 Prospect, Best Hitter for Average and Best Outfield Arm in the White Sox organization entering the campaign ... also was cited as the No. 7 Prospect in the Carolina League by the same publication ... was honored as the White Sox Midwest Player of the Year at the annual Pitch and Hit Club awards dinner in January 2005.

■ **2004:** Ranked among the organizational leaders in hits (3rd, 146) and runs scored (9th, 71) and finished second in the CL in hits at Winston-Salem ... hit .293 (34-116) with one home run vs. left-handers and .282 (112-397) with six homers off righties ... posted 39 multihit games ... batted .293 with runners in scoring position and .303 with RISP and two outs ... recorded a pair of nine and 10-game hitting streaks ... made 127 appearances in right field and five in center ... went 14-66 (.212) in April but hit .358 (24-67) with 12 RBI and 15 runs scored in 15 games from 5/2-17 ... batted .353 (41-116) with 23 RBI in July ... was 10-19 (.526) with nine RBI over his final five contests ... played in 14 games for the White Sox in spring training, hitting .367 (11-30) with three doubles and four RBI ... collected hits off Bartolo Colon, LaTroy Hawkins and Carlos Zambrano ... was ranked by *Baseball America* as the No. 4 Prospect in the White Sox organization entering the season.

■ **2003:** Hit a combined .327 (33-101) between Advanced Rookie Bristol and Advanced Rookie Great Falls ... recorded first pro home run on 8/21 vs. Kingsport ... was cited by *Baseball America* as the Best Pure Hitter and Best Athlete (along with Brian Anderson) from the Sox 2003 draft class ... was recommended/signed by Paul Provas and Nathan Durst.

MISCELLANEOUS/PERSONAL

■ Single ... graduated from Xavier High School in Cedar Rapids, Iowa ... was named Louisville Slugger National Player of the Year ... was a First-Team All State selection in 2001-02 ... posted a 9-0 record with a 0.35 ERA (3 ER/60.0 IP) with 82 strikeouts as a junior ... committed to San Diego State University before signing with the White Sox.

YEAR	CLUB	AVG	G	AB	R	H	TB	2B	3B	HR	RBI	SH	SF	HB	BB	SO	SB	CS	E
2003	Bristol	.313	19	67	11	21	30	3	0	2	5	1	0	1	7	10	3	0	4
	Great Falls	.353	10	34	0	12	14	2	0	0	4	0	0	0	2	3	0	2	1
2004	Winston-Salem	.283	134	515	71	146	195	22	3	7	66	3	2	7	40	65	8	6	7
2005	Birmingham	.298	113	429	64	128	159	22	3	1	47	7	5	7	35	53	6	6	3
2006	Charlotte	.296	118	449	64	133	203	25	3	13	70	35	73	3	2	3	7	7	3
	WHITE SOX	.229	18	35	1	8	8	0	0	0	5	0	0	0	0	7	0	0	0
MINOR TOTALS		.295	394	1494	210	440	601	74	9	23	192	46	80	18	86	134	24	21	18
A.L. TOTALS		.229	18	35	1	8	8	0	0	0	5	0	0	0	0	7	0	0	0
M.L. TOTALS		.229	18	35	1	8	8	0	0	0	5	0	0	0	0	7	0	0	0

- Selected by White Sox in the second round of the First-Year Player Draft (6/03).
- On Class AA Birmingham disabled list with strained upper left hamstring (4/25-5/2/05).
- On Class AAA Charlotte disabled list with a strained right hamstring (5/8-23/06).



LUIS TERRERO

30

Given Name: Luis Enrique Terrero Gomez
Position: Outfielder
Bats: Right **Throws:** Right
Height: 6-3 **Weight:** 205
Opening Day Age: 26
Born: May 18, 1980, Barahona, Dominican Republic
Resides: Barahona, Dominican Republic
First Pro Contract: Arizona Diamondbacks, signed as a free agent, October 15, 1997.
Sox Acquisition: Signed as a free agent, November 3, 2006.
Major League Service: One year, 144 days.
Contract Status: Signed through 2007.



PLAYERS

■ **2006:** Spent most of the season with Class AAA Ottawa (Baltimore) after being released by Arizona on 3/29 ... also appeared in 27 games with the Orioles, batting .200 (8-40) with one home run and six RBI ... began the season with the Lynx ... ranked second on the club in home runs (16) and stolen bases (18), despite playing just 84 games ... 12 of his 16 homers with Ottawa came off right-handers ... appeared in his first six games before having his contract purchased by the Orioles on 4/19 ... was hitless in 14 at-bats over 11 games from 4/21-5/12 before being outrighted to Ottawa on 5/16 ... hit .312 (53-170) with 11 home runs and 24 RBI in 46 games from 5/17-7/5, including a 10-game hitting streak from 5/21-6/2 (.400, 16-40) ... his contract was purchased by Baltimore for the second time on 7/6 ... was 8-26 (.308) in 16 games in July with the Orioles ... drove in three runs on 7/21 at Tampa Bay ... hit his only home run on 7/25 at Kansas City (off Mike Redman) ... was outrighted back to the Lynx on 8/2 and batted .313 (36-115) with five homers and 19 RBI in his final 32 games ... appeared in 13 games with Azucareros of the Dominican Winter League ... White Sox acquisition was recommended by Bill Scherrer.

MAJOR LEAGUE HIGHLIGHTS:

■ **2005:** Hit .230 (37-161) with four home runs and 20 RBI in 88 games with Arizona ... started 42 games in center field and one in right ... served as a pinch runner on 14 occasions, scoring six times ... was 7-19 (.368) with runners on base and 2-6 (.333) as a pinch hitter ... made his first Opening Day roster ... matched his career high with three hits on 5/25 vs. San Diego, going 3-4 with a solo home run ... suffered a strained left groin on 6/5 at Philadelphia ... was placed on the 15-day disabled list on 6/8 ... hit safely in all seven rehab games with Class AAA Tucson from 6/21-27, going 8-30 (.267) ... was reinstated from the disabled list on 6/28 ... posted a five-game hitting streak from 7/9-18 (.417, 5-12) ... made 16 appearances from 9/9 through the end of the season, but accumulated just 13 at-bats (one hit).

■ **2004:** Appeared in 62 games with the Diamondbacks, batting .245 (56-229) with four home runs and 14 RBI ... made 55 starts in center field and four in right ... struck out 78 times, an average of one every 2.9 at-bats ... was successful on 10 of 12 stolen base attempts ... began the season with Tucson ... was recalled by Arizona on 7/9 ... played in six games (.467, 7-15) before being optioned back to the Sidewinders on 7/19 ... was recalled for the final time on 7/31 following Steve Finley's trade to the Dodgers ... started 54 of the final 57 games ... hit his first major-league home run on 8/17 vs. Pittsburgh (off Ryan Vogelsong) ... hit leadoff home runs on 9/4 at San Francisco and 9/15 vs. Colorado ... hit .268 with four home runs and 24 RBI in 45 games with Azucareros in the Dominican Winter League.

■ **2003:** Appeared in five games with Arizona, going 1-4 (.250) ... was recalled from Class AAA Tucson on 7/10 and made his major-league debut as a defensive replacement vs. San Diego that day ... recorded his first hit on 7/19 at San Diego, single off Adam Eaton ... was optioned back to the Sidewinders on 7/24 ... appeared in nine games with Azucareros in the Dominican Winter League before suffering a blood clot in his left arm ... underwent surgery in St. Louis in a procedure performed by Dr. Robert Thompson.

MINOR LEAGUE HIGHLIGHTS

■ **2004:** Batted .313 (68-217) with nine home runs and 35 RBI in 58 games with Class AAA Tucson ... was successful on 15 of 18 stolen base attempts ... hit .434 (33-76) in April, including a five-hit effort on Opening Day vs. Tacoma ... hit safely in 16 of his first 18 games ... combined to drive in 32 runs in April and May.

■ **2003:** His 15 triples tied for the most in the minor leagues and led the Pacific Coast League in his first season with Tucson ... hit .287 (134-467) with 20 doubles, three homers and 46 RBI in 118 games with the Sidewinders ... was successful on just 54.8 percent (29-42) of stolen base attempts.

■ **2002:** Was named by *Baseball America* as Arizona's No. 1 Prospect prior to the season ... hit .286 with 20 doubles, six triples, eight home runs and 54 RBI in 104 games at Class AA El Paso ... was on the disabled list from 5/9-21 with a strained right rib cage ... hit for the cycle on 5/26 vs. Round Rock (5-5, 6 RBI) and again on 8/24 at Shreveport (4-5, 6 RBI) ... joined Hank Blalock (2001) as the only minor-league players in history to hit for the cycle twice in one season ... appeared in 37 games for Azucareros in the Dominican Winter League.

■ **2001:** Combined to hit .296 (103-348) with 26 doubles, eight home runs and 27 RBI in 88 games between Class A South Bend, Class A Yakima, Class A Lancaster and El Paso ... was on the disabled list from 5/8-6/15 with a fractured left ankle ... was activated on 6/15.

■ **2000:** Combined to hit .245 (87-355) with eight homers and 45 RBI at Class A High Desert and Advanced Rookie Missoula ... spent the majority of the season at Missoula ... was selected to the Pioneer League postseason All-Star Team after driving in 44 runs ... ranked fourth in the PL with 23 stolen bases ... began the season on the disabled list with a broken left wrist (4/6-5/21) ... was named PL Player of the Week for 7/10-16 ... earned Most Valuable Player honors in the Hall of Fame Game on 7/24 at Cooperstown, N.Y., going 2-4 with a double vs. Cleveland.

■ **1999:** Spent the entire season at Missoula ... led the PL in runs scored (74), strikeouts (91), ranked third in triples (seven) and fourth in stolen bases (27) ... earned PL Player of the Week honors for 6/21-27 ... was ranked by *Baseball America* as the No. 8 Prospect in the PL following the season.

■ **1998:** Made his professional debut with Arizona's Boca Chica of the Dominican Summer League.

MISCELLANEOUS/PERSONAL

■ Married ... has one daughter ... is a 1998 graduate of Barney Morgan High School in Barahona, D.R.

YEAR	CLUB	AVG	G	AB	R	H	TB	2B	3B	HR	RBI	SH	SF	HB	BB	SO	SB	CS	E
1998	DSL D'Backs	.231	56	169	19	39	54	7	1	2	15	1	0	4	13	44	9	6	4
1999	Missoula	.287	71	272	*74	78	129	13	7	8	40	3	6	5	32	*91	27	10	11
2000	High Desert	.190	19	79	10	15	20	3	1	0	1	0	0	1	3	16	5	5	3
	Missoula	.261	68	276	48	72	106	10	0	8	44	1	1	8	10	75	23	11	5
2001	South Bend	.157	24	89	4	14	19	2	0	1	8	0	0	2	0	29	3	0	0
	Yakima	.317	11	41	7	13	17	2	1	9	9	9	9	9	2	8	9	3	0
	Lancaster	.451	19	71	16	32	55	9	1	4	11	0	0	1	1	14	5	0	1
	El Paso	.299	34	147	29	44	72	13	3	3	8	2	0	3	4	45	0	2	5
2002	El Paso	.286	104	360	49	103	159	20	6	8	54	3	1	8	23	89	18	22	7
2003	Tucson	.287	118	467	83	134	193	20	*15	3	46	2	1	11	31	103	23	19	10
	ARIZONA	.250	5	4	0	1	1	0	0	0	0	0	0	1	0	1	0	0	0
2004	Tucson	.313	58	217	36	68	116	9	6	9	35	2	0	4	17	48	15	3	8
	ARIZONA	.245	62	229	21	56	82	14	0	4	14	1	0	5	20	78	10	2	2
2005	ARIZONA	.230	88	161	23	37	57	6	1	4	20	2	1	6	14	40	3	2	0
	Tucson	.267	7	30	4	8	9	1	0	0	1	1	0	1	1	9	1	0	1
2006	Ottawa	.318	84	302	52	96	169	21	2	16	44	2	1	8	16	61	18	9	4
	BALTIMORE	.200	27	40	4	8	12	1	0	1	6	0	0	1	1	7	0	3	1
MINOR TOTALS		.284	673	2520	431	716	1118	130	43	62	307	17	10	56	153	632	156	90	56
A.L. TOTALS		.200	27	40	4	8	12	1	0	1	6	0	0	1	1	7	0	3	1
N.L. TOTALS		.239	155	394	44	94	140	20	1	8	34	3	1	12	34	119	13	4	10
M.L. TOTALS		.235	182	434	48	102	152	21	1	9	40	3	1	13	35	126	13	7	11

*Led League

— Signed by Arizona as a free agent (9/27/97).

— On Class A High Desert disabled list with a broken left wrist (4/6-5/21/00).

— On Class A South Bend disabled list with a fractured left ankle (5/8-6/15/01).

— On Class AA El Paso disabled list with a strained right rib cage (5/9-21/02).

— On Arizona disabled list with a strained left groin (6/6-28/05); included rehabilitation assignment to Class AAA Tucson (6/21-28/05).

— Signed by Baltimore as a free agent (4/6/06).

— Signed by White Sox as a free agent (11/3/06).

Runs In Bunches

The White Sox scored 33 runs in back-to-back games on June 20-21, 2006 vs. St. Louis, one short of the franchise record of 34 set on April 22-23, 1955. The Sox defeated the Cardinals, 20-6, on June 20 and followed with a 13-5 victory the next night. They also scored eight or more runs in a franchise-record six consecutive games from June 15-21, collecting at least 13 hits in each of those games (16.3 per game).

TERRERO'S STATISTICAL BREAKDOWN
TERRERO'S CAREER BY PARK

	2006						CAREER					
	AVG	G	AB	H	HR	RBI	AVG	G	AB	H	HR	RBI
Chicago-AL	.000	1	0	0	0	0	.000	1	0	0	0	0
Cleveland	.000	3	2	0	0	0	.000	3	2	0	0	0
Detroit	—	1	0	0	0	0	.000	4	2	0	0	1
Kansas City	.375	4	8	3	1	2	.375	4	8	3	1	2
New York-AL	.000	2	4	0	0	0	.000	2	4	0	0	0
Oakland	.250	2	4	1	0	0	.250	2	4	1	0	0
Seattle	.000	2	1	0	0	0	.000	2	1	0	0	0
Tampa Bay	.375	3	8	3	0	3	.375	3	8	3	0	3
Texas	.143	4	7	1	0	1	.143	4	7	1	0	1
Toronto	.000	4	5	0	0	0	.000	4	5	0	0	0
Interleague	—	—	—	—	—	—	.000	3	2	0	0	1
Atlanta	—	—	—	—	—	—	.278	6	18	5	0	1
Chicago-NL	—	—	—	—	—	—	.143	4	7	1	0	2
Cincinnati	—	—	—	—	—	—	.344	11	32	11	1	5
Colorado	—	—	—	—	—	—	.250	25	52	13	2	3
Florida	—	—	—	—	—	—	.350	7	20	7	0	1
Houston	—	—	—	—	—	—	.286	2	7	2	0	1
Los Angeles-NL	—	—	—	—	—	—	.227	19	44	10	1	4
Milwaukee	—	—	—	—	—	—	.188	7	16	3	0	0
New York-NL	—	—	—	—	—	—	.250	7	12	3	0	1
Philadelphia	—	—	—	—	—	—	.143	5	14	2	0	2
Pittsburgh	—	—	—	—	—	—	.159	12	44	7	2	5
St. Louis	—	—	—	—	—	—	.111	6	18	2	0	0
San Diego	—	—	—	—	—	—	.238	18	42	10	1	4
San Francisco	—	—	—	—	—	—	.235	17	51	12	1	3
Washington	—	—	—	—	—	—	.400	6	15	6	0	1
Home	.222	12	9	2	0	1	.226	89	208	47	4	14
Road	.194	15	31	6	1	5	.243	93	226	55	5	26
Day	.200	7	15	3	0	1	.245	54	143	35	2	12
Night	.200	20	25	5	1	5	.230	128	291	67	7	28
vs. Left	.182	—	33	6	1	2	.239	—	176	42	5	21
vs. Right	.286	—	7	2	0	4	.233	—	258	60	4	19
Grass	.179	22	28	5	1	3	.229	174	410	94	9	36
Turf	.250	5	12	3	0	3	.333	8	24	8	0	4
Pre-ASG	.000	15	17	0	0	0	.190	61	105	20	2	9
Post ASG	.348	12	23	8	1	6	.249	121	329	82	7	31
RISP	.375	—	8	3	0	5	.278	—	97	27	0	29
Bases Loaded	—	—	—	—	—	—	.571	—	7	4	0	10
March/April	.000	6	9	0	0	0	.133	18	30	4	1	2
May	.000	5	5	0	0	0	.262	24	42	11	1	4
June	—	—	—	—	—	—	.083	5	12	1	0	2
July	.308	16	26	8	1	6	.307	42	75	23	1	10
August	—	—	—	—	—	—	.275	44	131	36	3	10
Sept./Oct.	—	—	—	—	—	—	.188	49	144	27	3	12
As PH	.250	4	4	1	0	0	.308	15	13	4	0	1
As DH	—	1	0	0	0	0	—	1	0	0	0	0

Park	AVG	AB	H	HR	RBI
Camden Yards	.222	9	2	0	1
U.S. Cellular	.000	1	0	0	0
Jacobs	.000	2	0	0	0
Comerica	.000	2	0	0	1
Kauffman	.375	8	3	1	2
Yankee	.000	4	0	0	0
Tropicana	.375	8	3	0	3
Ameriquet	.000	4	0	0	0
Rogers Centre	.000	4	0	0	0
Chase	.226	199	45	4	13
Turner	.250	4	1	0	0
Wrigley	.167	6	1	0	2
Great American	.421	19	8	1	4
Coors	.192	26	5	0	0
Minute Maid	.250	4	1	0	1
Dodger	.143	14	2	1	3
Miller	.000	1	0	0	0
Shea	.300	10	3	0	1
Olympic	.417	12	5	0	1
RFK	.333	3	1	0	0
Dolphins	.750	4	3	0	0
Citizens Bank	.167	6	1	0	2
PNC	.174	23	4	1	3
PETCO	.200	20	4	0	2
old Busch	.133	15	2	0	0
Qualcomm	.500	2	1	0	0
AT&T	.292	24	7	1	1

Terrero's Career Game Bests
Hits — 3 (3x, last 5/25/05 vs. S.D.)

HR — 1 (9x, last 7/25/06 at K.C.)

GS — None

RBI — 2 (8x, last 7/25/06 at K.C.)

SB — 2 (3x, last 9/13/04 vs. Col.)

Hitting Streak — 7 games (8/5-12/04)

Terrero's Career Fielding — OF

Year, Club	Pct.	G	PO	A	E	TC	DP
2003, Ari.	1.000	3	1	0	0	1	0
2004, Ari.	.938	61	117	5	8	130	3
2005, Ari.	.984	77	124	1	2	127	0
2006, Bal.	.973	23	33	3	1	37	1
Totals	.963	164	275	9	11	295	4

That's Gonna Leave A Mark

Over the last three seasons from 2004-06, White Sox players have been hit by a pitch 200 times, fourth-most in the American League. During that span, Sox pitchers have hit the opposition 158 times, tied for fourth-fewest in the AL.

JIM THOME

25



Given Name: James Howard Thome
Position: First Baseman
Bats: Left **Throws:** Right
Height: 6-3 **Weight:** 250
Opening Day Age: 36
Born: August 27, 1970, Peoria, Ill.
Resides: Peoria, Ill.
First Pro Contract: Cleveland Indians, selected in the 13th round, June 1989 free agent draft.
Sox Acquisition: Obtained from the Philadelphia Phillies in exchange for outfielder Aaron Rowand and pitchers Gio Gonzalez and Daniel Haigwood, November 25, 2005.
Major League Service: 14 years, 42 days.
Contract Status: Signed through 2008 with a club option for 2009.

PLAYERS

■ **2006:** Was named the American League Comeback Player of the Year by Major League Baseball and *The Sporting News* after hitting .288 with 42 home runs, 107 RBI, 108 runs scored and 107 walks in his first season with the White Sox ... also finished 12th in the AL Most Valuable Player voting with 17 points ... was acquired by the Sox from Philadelphia on 11/25/05 ... recorded 40 home runs and 100 RBI, 100 walks and 100 runs scored for the fifth time in his career ... became only the second Sox player to post those numbers, joining Frank Thomas (1993, '95-96, 2000) ... his 42 home runs were a club record for left-handers and tied Frank Thomas (2003) for the fourth-highest total in White Sox history ... hit 40-plus home runs for the sixth time in his career and joined Alex Rodriguez as the only players in major-league history to hit 40 or more for three different teams ... also hit 40-plus with Cleveland (three times) and Philadelphia (twice) ... he and Jermaine Dye became the only pair of teammates in Sox history to hit 40 homers in the same season ... was one of a franchise-record four Sox players to hit 30 home runs in a season, joining also Joe Crede (30), Dye (44) and Paul Konerko (35) ... recorded 100 RBI and 100 runs for the eighth time in his career ... ranked among the AL leaders in numerous categories (see box at right) ... was named to his fifth career All-Star Team, going 0-1 in Pittsburgh on 7/11 ... was a finalist for the Marvin Miller Man of the Year and Player's Choice Comeback Player of the Year Awards ... recorded 30 homers and 77 RBI in the first half, compared to 12 and 32 after the break ... hit .321 (96-299) with 36 home runs vs. right-handers and .236 (45-191) with six home runs off lefties ... his six homers off southpaws were his fewest in a full season since 2001 (four) ... hit .329 (79-240) with runners on base and .336 (39-116) with runners in scoring position ... his .336 average with RISP was his highest since 2002 (.342), up from .277 in 2003, .203 in 2004 and .211 in 2005 ... recorded at least one RBI vs. every opponent and homered vs. all AL clubs ... compiled 37 multihit games and 20 multihomer efforts (37 in career) ... Sox went 62-34 when he recorded a hit, 27-13 when he homered and 49-23 when he drove in a run ... reached base safely in 126 of 143 games (88.1 percent) ... made three starts at first base, going 4-10

Thome's All-Time Ranks

Home Runs

17. Ernie Banks	512
Eddie Mathews	512
19. Mel Ott	511
20. Eddie Murray	504
21. Lou Gehrig	493
Fred McGriff	493
23. Frank Thomas*	487
24. Stan Musial	475
Willie Stargell	475
26. Jim Thome*	472

Walks

19. Jimmie Foxx	1,452
20. Eddie Mathews	1,444
21. Frank Robinson	1,420
22. Wade Boggs	1,412
23. Hank Aaron	1,402
24. Jeff Bagwell	1,401
25. Dwight Evans	1,391
26. Tris Speaker	1,381
27. Reggie Jackson	1,375
28. Jim Thome*	1,364

*Active entering 2007 season



(400) with a homer and five RBI ... started 112 games as the No. 3 hitter in the lineup (.292, 34 HR, 88 RBI) and 27 games in the cleanup slot (.259, 6 HR, 18 RBI) ... was 2-4 (.500) with two homers and three RBI as a pinch hitter ... hit seven home runs vs. Detroit (four off Justin Verlander) and six in 16 interleague games ... homered in back-to-back games eight times, including four straight from 4/9-13 ... scored a run in a major-league record 17 straight games to start the season ... set the Sox record for fewest team games at the start of a season needed to hit 10-17 home runs ... hit his second career Opening Day home run on 4/2 vs. Cleveland, his former team ... homered in each of his first two games with the White Sox, becoming the first player to accomplish that feat to start a season since Al Zarilla in 1951 ... moved past Cal Ripken Jr. on the all-time list on 4/3 vs. Cleveland with his 432nd home run ... matched his 2005 home run total with his seventh on 4/16 vs. Kansas City ... established a club record with 10 home runs in April ... homered in three straight games from 5/4-6 ... hit his 443rd career home run on a pinch hit vs. Kansas

City to move past Dave Kingman into 31st place all-time ... recorded consecutive 10-plus homer months (April/May) for the first time since August/September 2003 ... hit a solo home run off Anthony Reyes on 6/22 vs. St. Louis, the only Sox hit in a 1-0 win ... the Sox became just the eighth team since 1958 to record a 1-0 victory in which their only hit was a home run ... hit pinch home runs on 6/29 at Pittsburgh and 7/2 at the Cubs ... became the 14th different player (19th time) on 6/29 to bounce a homer into Pittsburgh's Allegheny River ... recorded his 37th career multihomer game on 7/6 vs. Baltimore, hitting his eighth career grand slam and adding a two-run shot, both off Russ Ortiz ... six RBI matched his career high (fourth time) ... reached the 30-homer level for the 10th time in his career on 7/8 vs. Boston ... compiled a season-high, 10-game hitting streak from 7/4-18, going 17-44 (.386) with four home runs and 12 RBI ... received a cortisone shot on 7/31 to relieve tendinitis in his right wrist and missed the next two games with back spasms (8/1-2) ... set the club record for homers by a left-hander with No. 35 on 8/11 vs. Detroit (off Verlander) ... missed five games from 8/24-29 with a strained left hamstring ... matched his career high (ninth time, second of 2006) with four hits on 9/6 at Boston, going 4-4 with a double, home run and three runs scored ... drove in his 100th run on 9/7 at Oakland, the ninth time in his career he reached that milestone ... reached base safely in his last 17 games ... hit .386 (22-57) with eight home runs and 15 RBI in 19 spring games ... the eight homers tied the club's spring record (also Magglio Ordonez in 2000).

Thome Among AL Leaders In 2006

Category	Rank	No.
HR Ratio	3rd	11.67
Walks	3rd	107
Home Runs	T3rd	42
OPS	4th	1.014
Slugging Pct.	5th	.598
On-Base Pct.	5th	.416
RBI Ratio	7th	4.50
Runs	7th	108
RBI	T12th	108

MAJOR LEAGUE HIGHLIGHTS

■ **Career:** Ranks 26th in major-league history with 472 home runs and 28th with 1,364 walks and is tied for 67th with 846 extra-base hits ... his .565 slugging percentage ranks 18th all-time and his .409 on-base percentage ranks 42nd ... among players who were active in 2006, ranks second in home run ratio (13.58), fourth in home runs and walks, seventh in on-base plus slugging percentage (.974), eighth in RBI ratio (4.92) and ninth in slugging percentage and on-base percentage ... hit 30 or more home runs in nine consecutive seasons from 1996-2004 and 40-plus in four straight from 2001-04 ... is one of two players in major-league history to record two 40-homer seasons in both leagues (also Ken Griffey, Jr.) and also hit 40-plus home runs for three different teams (also Alex Rodriguez) ... hit a career-high 52 home runs in 2002 and led the National League with 47 in 2003, his first season with the Phillies ... has been named to five All-Star Teams (1997-99, 2004 and 2006) ... has received consideration for Most Valuable Player honors nine times (1996-98, 2001-04 and 2006) ... has hit 20 or more home runs 12 times, 30 or more 10 times, 40 or more six times and 50 or more once ... owns nine seasons with both 100 RBI and 100 walks, including six in a row from 1999-2004 ... led the American League in walks in 1997 (120), 1999 (127) and 2002 (122) and slugging percentage in 2002 (.677) ... has homered in at least three straight games 23 times in his career, including a career-best seven in a row once and five in a row once ... owns 37 multihomer efforts (last, 7/6/06 vs. Baltimore) ... has drawn three or more walks in a game 52 times ... has hit 389 home runs off right-handers (82.4 percent) ... has hit eight career grand slams (last, 7/6/06 vs. Baltimore, off Russ Ortiz) ... has recorded nine game-ending homers (last, 7/28/02 vs. Detroit off Juan Acevedo) ... has hit 10-plus home runs in a month 13 times (career best of 15 in June 2004) and has driven in 30-plus runs in a month eight times (best of 39 in July 2001) ... owns a .307 (589-1,920) average with 173 home runs and 433 RBI vs. AL Central opponents ... hit 18 home runs at U.S. Cellular Field as a visitor, most among all Sox opponents ... has compiled a .994 (63 E/9,894 TC) fielding percentage at first base ... owns a .282 (1,076-3,817) average at first base and a .271 (250-923) mark as the designated hitter ... has hit 52 interleague home runs, most in baseball, and ranks third with 126 RBI ... has homered in 37 different parks and vs. 29 different opponents.

■ **2005:** Was limited by injuries to a career-low 59 games with two separate stints on the disabled list ... initially was on the 15-day disabled list from 5/1-21 with a lower back strain ... was placed on the 15-day disabled list a second time on 7/1 with right elbow tendinitis ... made five rehab appearances with Class A Clearwater before missing the rest of the season ... underwent surgery on 8/16 in Birmingham, Ala. in a procedure performed by Dr. James Andrews ... his seven home runs and 30 RBI were down from his average of 48 and 120 over the four prior seasons ... played his final game on 6/30 at the Mets ... was on pace for 124 walks, which would have led the National League by five over San Diego's Brian Giles (119) ... hit .233 (28-120) vs. right-handers and .164 (12-73) vs. lefties ... six of his seven home runs came at home ... made 20 starts batting cleanup and 27 from the No. 5 slot ... did not commit

The Road To 500

Jim Thome is attempting to become the 21st player in major-league history to hit 500 career home runs. Thome has averaged 38 home runs per season since 1996 and has hit at least 40 in each of his last five full campaigns (42 in 2006). Among active players entering 2007, Frank Thomas has 487 homers, Manny Ramirez is at 470, Alex Rodriguez 464 and Gary Sheffield 455. According to David Vincent of the Society For American Baseball Research, there only have been three seasons since 1967 in which two batters each have joined the 500 club: Mickey Mantle and Eddie Mathews (1967), Harmon Killebrew and Frank Robinson (1971) and Sammy Sosa and Rafael Palmeiro (2003).

Left Of The Dial

Jim Thome hit 42 home runs in 2006, setting the franchise record for left-handed batters ... no White Sox left-hander ever had hit 35 home runs in a season ... Robin Ventura held the club single-season record for homers by a left-hander with 34 in 1996 ... the top homer seasons by a lefty in White Sox history:

Player, Year	No.
Jim Thome, 2006	42
Robin Ventura, 1996	34
Oscar Gamble, 1977	31
Jose Valentin, 2004	30
Harold Baines, 1984	29
Eddie Robinson, 1951	29
Jose Valentin, 2001	28
Jose Valentin, 2003	28
Joe Kuhel, 1940	27
Greg Walker, 1987	27

among the NL leaders in intentional walks (2nd, 26), home run ratio (3rd, 12.1 AB), home runs (T5th, 42), RBI ratio (T5th, 4.8 AB), slugging percentage (7th, .581), walks (8th, 104) and on-base percentage (10th, .396) ... batted .294 with 30 home runs vs. right-handers and .239 with 12 homers vs. lefties ... was just 31-153 (.203) with runners in scoring position ... hit 11 home runs in 18 interleague contests ... produced three multihomer efforts (6/8 at White Sox, 6/20 vs. Kansas City and 7/17 at the Mets) ... missed the majority of spring training after suffering a fractured tip of his right middle finger ... opened the season hitting safely in 31 of his first 37 games ... matched his career high with four hits on 4/16 vs. Montreal (seventh time) ... collected his 1,500th career hit on 4/17 vs. Montreal (double) ... homered in three straight games on 4/21-23 ... scored a run in 10 consecutive contests from 4/15-27 (15 total) ... hit .364 (28-77) in April, seventh-best in the NL ... missed six games in May with various hand injuries (sprained ligament in right index finger and in left thumb) ... was 5-14 (.357) with four home runs and 10 RBI vs. the White Sox, including matching his career high with six RBI on 6/8 at U.S. Cellular Field ... hit his 400th career home run on 6/14 vs. Cincinnati (off Jose Acevedo) ... named the NL Player of the Week for 6/14-20, batting .391 with five homers, 10 RBI and a 1.174 slugging percentage ... hit 15 homers in June, tying a monthly best and matching a Phillies franchise record (also Cy Williams, 5/23) ... earned NL Player of the Month honors for June (.306, 15 HR, 31 RBI) ... suffered a chest contusion on 9/15 at Cincinnati in a collision with Todd Pratt and missed the following two games.

■ **2003:** Finished fourth in the MVP voting in his first season in the NL ... tied for the major-league lead in home runs with Texas' Alex Rodriguez (47) ... became the first Phillies player to lead the NL in homers since Mike Schmidt in 1986 (37) ... the fourth-place MVP finish was the highest by a Phillie since Lenny Dykstra in 1993 (second to Pittsburgh's Barry Bonds) ... joined Ken Griffey Jr. (1999-2000) as the only players in baseball history to hit 40 home runs in back-to-back seasons in different leagues and became the 10th player to lead the league in homers in his first season (last, White Sox Dick Allen in 1972, 37 HR) ... was the fifth player in Philadelphia history to hit at least 40 home runs and first since Mike Schmidt in 1983 ... the 47 homers rank second on the Phillies all-time list, trailing Schmidt's 48 in 1980 ... established a single-season franchise record with home runs by a left-handed hitter, at Veteran Stadium (28) and by a first baseman (46) ... the 28 homers at home led the NL and were second only to the White Sox Frank Thomas (29) ... recorded a career-high 131 RBI, the fifth-highest total by a Phillie since 1900 and most since 1932 (Don Hurst, 143 and Chuck Klein, 137) ... compiled his fifth straight (seventh overall) season with at least 100 walks, 100 runs and 100 RBI ... ranked among the NL leaders in walks (T2nd, 111), RBI (3rd, 131), home-run ratio (T3rd, 12.3 AB), extra-base hits (T3rd, 80), RBI-ratio (4th, 4.4 AB), total bases (5th, 331), runs (T5th, 111), slugging percentage (6th, .573) and games played (T7th, 159) ... also grounded into a double play every 115.6 at-bats, the third-best mark in the NL ... finished second in the NL in fielding percentage (.997) and putouts (1,373) among first basemen and third in total chances (1,464) ... made his NL debut on 3/31 at Florida, going 3-4 with a double and an RBI ... hit his first two homers with Philadelphia on 4/9 vs. Atlanta in a 16-2 victory ... hit a pair of singles in the Phillies record-setting, 13-run fourth inning on 4/13 at Cincinnati ... his streak of reaching base safely in 60

an error in 57 starts at first base (434 TC) ... was 9-29 (.310) in the first eight games, but hit .189 (31-164) the remainder of the season ... hit just one home run in his first 29 games (96 at-bats) ... was ejected on 6/1 vs. San Francisco by Paul Schreiber (arguing balls and strikes) ... moved past Billy Williams (426 HR) for 35th place on the all-time home run list on 6/9 vs. Texas (later passed by Gary Sheffield and Manny Ramirez) ... twice homered in back-to-back games (6/9-10 and 6/22-23) ... walked twice on 6/28 at the Mets, passing Rusty Staub for 42nd place all-time ... his 20 walks in June ranked second in the NL ... had three hits in final 24 at-bats (.125) ... spent his offseason rehabbing at Philadelphia's Spring Training complex in Clearwater, Fla. and at U.S. Cellular Field with White Sox trainer Herm Schneider.

■ **2004:** Recorded his fourth consecutive 40-home run season and ninth straight campaign with at least 30 homers ... became the second player in baseball history to post 40-homer seasons in both the AL and NL (also Mark McGwire) and the eighth player with nine consecutive years with 30 or more homers ... joined Chuck Klein (1929-30) as the only players in club history to hit 40 home runs in back-to-back seasons ... notched his sixth straight 100-walk/100-RBI campaign ... moved past 13 players on the all-time home run list with 42 homers (including Jim Rice, Johnny Bench, Joe Carter and Duke Snider) ... was named to his fourth All-Star Team (first in the NL) ... ranked

Century Club

Jermaine Dye (117), Paul Konerko (113) and Jim Thome (109) in 2006 became the second trio in White Sox history to record 100-RBI seasons. Frank Thomas (134), Robin Ventura (105) and Danny Tartabull (101) were the first three Sox teammates to accomplish the feat in 1996. The Sox never have featured four players with 100 RBI in a single season.

straight games ended on 4/15 vs. Florida ... the streak was the longest in the majors since Oakland's Mark McGwire reached in 62 consecutive contests over the 1995-96 seasons ... hit two game-tying solo home runs in a 6-5 win on 6/21 vs. Boston (eighth and 12th inning) ... became the sixth player in baseball history to hit a pair of game-tying homers after the seventh inning in the same game (last, Roberto Alomar on 5/10/91) ... recorded career RBI No. 1,000 and 1,001 with a two-run homer on 7/23 at the Cubs ... homered in four straight games from 8/15-19, one shy of the club record ... named NL co-Player of the Week for 8/11-17 (.364, 5 HR, 9 RBI) ... hit 10 home runs in August, tied for the NL lead with Montreal's Vladimir Guerrero ... drove in a run in eight straight games from 9/11-19, the longest streak by a Phillies player since Rico Brogna in 1999 (eight) ... hit two homers on 9/27 vs. Atlanta, including the final home run at Veterans Stadium in the eighth inning ... received NL Player of the Month honors for September after leading the league with 10 home runs and 30 RBI ... the 10 homers marked a club monthly record as he became the first Phillie to garner a monthly award since Lenny Dykstra in 5/94.

■ **2002:** His 52 home runs were a career high, a Cleveland franchise record, and second-most in the American League behind Texas' Alex Rodriguez (57) ... became the 21st player in major-league history to hit at least 50 home runs in a season (36th time) ... extended his club record streak of at least 20 home runs to nine consecutive seasons and 30 or more homers to seven straight ... also broke his own Indians home run record by a lefty (49 in 2001) ... led the AL in slugging percentage (.667), walks (122), average at home (.350), home-run ratio (9.2 AB), RBI-ratio (4.1 AB) ... also ranked among the league leaders in on-base percentage (2nd, .445), RBI (7th, 118), total bases (8th, 325) and extra-base hits (9th, 73) ... topped the .300 plateau for the first time since 1996 (.311) ... lowered his strikeout total from a league-high 185 in 2001 to 139 ... batted .333 (107-321) vs. right-handers, tied for second in the AL ... was 41-120 (.342) with runners in scoring position ... his .338 (70-207) average after the All-Star Break ranked fifth in the league, while his 26 homers were second only to Rodriguez (30) ... posted five multihomer games and tied his career high with four hits on four occasions (last, 9/13 vs. Minnesota) ... homered in four straight games from 4/10-13, including his sixth career grand slam on 4/10 vs. Minnesota (off Rick Reed) ... hit a home run in an Indians-record seven consecutive games on 6/25-7/3, the third-longest streak in major-league history ... notched his seventh grand slam on 7/29 vs. Detroit (off Juan Acevedo) ... reached base safely in his final 55 games, the second-longest streak in the season (San Diego's Ryan Klesko, 56).

■ **2001:** Ranked seventh in the AL MVP voting after hitting .291 with 49 home runs and 124 RBI ... the 49 homers were the most by a Cleveland left-handed hitter since Hal Trosky hit a then-club record 42 in 1936 and his 124 RBI were the most since Larry Doby's 126 in 1954 ... was named to *The Sporting News* postseason All-Star Team ... ranked among the AL leaders in home runs (2nd), slugging percentage (2nd, .624), walks (T2nd, 111), on-base percentage (3rd, .416), RBI (5th), total bases (5th, 328) and extra-base hits (T6th, 76) ... hit 45 of his 49 home runs off right-handers (91.8 percent) ... recorded six multihomer games ... batted .331 with runners in scoring position, eighth-best in the AL ... his 30 home runs at home tied the club record, while his 81 RBI led the AL ... hit his first career pinch homer on 5/15 at Texas ... passed Albert Belle as Cleveland's all-time home run leader with his 243rd on 5/29 at Detroit (off Victor Santos) ... went 4-5 with two solo home runs and three runs scored on 6/2 vs. the Yankees ... homered in five straight games from 6/9-14 ... matched his career best with three home runs and six RBI on 7/6 vs. St. Louis ... was named the AL Player of the Month for July (.381, 12 HR, 39 RBI), his first career monthly honor ... led the league in average, homers and RBI in July ... the 39 RBI were the most by an Indians player in one month since Hal Trosky in 7/36 (45) ... drew his 858th career walk on 9/4 vs. the White Sox, moving past Tris Speaker as the all-time franchise leader.

■ **2000:** Collected at least 100 walks, 100 runs scored and 100 RBI for the fourth time in the last five seasons ... hit at least 30 home runs for the fifth consecutive season ... ranked third in the AL in walks (118) and tied for 10th in home runs (37) ... made 106 starts at first base and 48 at designated hitter ... 26 of 37 homers were solo and 31 came off right-handers ... produced four multihomer games ... tied a major-league record by striking out five times on 4/9 at Tampa Bay ... hit his 200th career home run on 4/15 vs. Texas ... collected 1,000th career hit on 8/23 vs. Oakland (off Tim Hudson).

■ **1999:** Became the first left-handed batter in Cleveland history to hit 30 home runs in four straight seasons ... set a club record with 127 walks, surpassing his own record set in 1996 (123) ... led the AL in walks and strikeouts (171), the first player to do so since New York's Mickey Mantle in 1958 ... ranked among the AL leaders in walks (1st), grand slams (1st, 3), intentional walks (T5th, 13) and on-base percentage (6th, .426) ... made 109 starts at first base and 34 at designated hitter ... posted a .994 (6 ER/1,019) fielding percentage, fourth-best among AL first baseman ... hit .331 with runners in scoring position ... served a three-game suspension on 5/5-7 after charging Boston's Rheal Cormier on 4/23 ... hit a 511-foot home run on 7/3 vs. Kansas City, the longest home run in Jacobs Field history.

MLB Home Run Leaders 1996-2006

Jim Thome ranks fifth in the major leagues with 417 home runs since 1996, an average of 37.9 per season ... Thome has hit 40-plus homers in each of his last five full seasons, excluding 2005 when he was limited by injury to 59 games ... he and Alex Rodriguez are the only players in major-league history to hit 40 or more home runs in a season for three different teams ... baseball's home run leaders since 1996:

Player	No.	Avg.	Games
Alex Rodriguez	459	41.7	1,681
Sammy Sosa	457	41.5	1,438
Barry Bonds	442	40.2	1,435
Manny Ramirez	420	38.2	1,567
Jim Thome	417	37.9	1,532
Carlos Delgado	395	35.9	1,629
Rafael Palmeiro	375	34.1	1,531
Ken Griffey Jr.	374	34.0	1,317
Jason Giambi	344	31.3	1,568
Andruw Jones	342	31.1	1,607

■ **1998:** Was limited to just 123 games after breaking the fifth metacarpal bone in his right hand (non-displaced fracture) on 8/7 ... ranked among AL leaders in on-base percentage (3rd, .413), walks (4th, 90), slugging percentage (77th, .584), and home-run ratio (8th, 14.7 AB) despite missing six weeks due to injury ... ranked in the top 10 of nine offensive categories at the time of the injury ... still received one 10th place vote in the AL MVP balloting ... was named to his second consecutive AL All-Star Team (first election) ... finished second to Ken Griffey Jr. in the Home Run Derby at Coors Field ... hit safely in a career-high 16 straight games from 5/25-6/10 (.349, 22-63) ... hit two home runs on 6/19 vs. the Yankees and 6/25 vs. St. Louis ... suffered a broken right hand on 8/7 at Tampa Bay after being hit by a Wilson Alvarez pitch ... was placed on the 15-day disabled list on 8/8 ... was activated on 9/16 and homered in his first plate appearance vs. Minnesota.

■ **1997:** Moved from third base to first base following the acquisition of Matt Williams ... had made 492 career appearances at third prior to the season ... finished sixth in the AL MVP voting with 89 points after hitting .286 with 40 home runs and 102 RBI ... was named to his first All-Star Team, going 0-1 as a pinch-hitter ... became the first Cleveland player to hit at least 40 home runs with 100 walks and record 100 walks in back-to-back seasons ... also was the first left-hander since Boston's Carl Yastrzemski in 1970 to collect at least 40 home runs, 100 RBI, 100 runs and 100 walks ... the 40 home runs were the most by an Indians player since Hal Trosky's club-record in 1936 (42) ... ranked among AL leaders in walks (1st), home-run ratio (2nd, 12.4), on-base percentage (3rd, .423), home runs (T4th) and slugging percentage (5th, .579) ... became the first Cleveland player to lead the league in walks since Rocky Colavito in 1965 ... 36 of his 40 home runs came off right-handers ... totaled eight home runs and 18 RBI in 12 games vs. the White Sox ... hit his 100th career home run on 5/14 at Texas (off Bobby Witt) ... hit his second grand slam on 5/17 at Toronto.

■ **1996:** Eclipsed the 30-home run and 100-RBI plateaus for the first time in his career ... was selected to his second straight *Sporting News* postseason All-Star Team and garnered his first Silver Slugger award as a third baseman ... his 38 home runs marked a Cleveland record by a third baseman ... became just the second Indians player to record 30 home runs, 100 RBI, 100 runs and 100 walks in one season (Al Rosen, 1950) ... also joined Rosen and George Brett (1985) as the only three third basemen since 1953 to accomplish the feat ... walked 123 times, breaking Mike Hargrove's club record of 111 set in 1980 ... ranked among AL leaders in walks (2nd), on-base percentage (4th, .450), runs (7th, 122), slugging percentage (8th, .612) and home runs (T11th) ... led the club with five triples ... batted .339 with 31 home runs off right-handers ... hit two home runs, including his first grand slam (off Gregg Olson), and collected six RBI on 8/18 vs. Detroit ... batted .407 (37-91) with a league-leading 11 home runs and 32 RBI in August.

■ **1995:** Hit a career-best .314 with 25 home runs in his first full season in the majors ... his 25 homers were the second-most among AL third basemen (Gary Gaetti, 35) ... named to *The Sporting News* AL All-Star Team ... ranked third in the AL in on-base percentage (.438), fifth in walks (97) and tied for ninth in average ... hit at least .300 in four consecutive months from May through August ... produced a 13-game hitting streak from 5/5-21 (.315, 17-54) ... homered in back-to-back-to-back games vs. the White Sox on 5/30-6/1.

■ **1994:** Led all AL third basemen with 20 home runs ... also finished 10th in the league in home run-ratio (16.1 AB) ... 41 of 86 hits went for extra bases ... batted .304 with 18 home runs vs. right-handers and .167 with two homers vs. lefties ... hit three home runs on 7/22 vs. the White Sox.

■ **1993:** Played in 47 games after spending the most of the season at Class AAA Charlotte ... was recalled from Charlotte on 8/13 vs. Texas and homered off Craig Lefferts ... hit .328 (21-64) from 8/13-9/1.

■ **1992:** Hit .205 (24-117) with two home runs and 12 RBI in 40 games with Cleveland ... began the season on the 15-day disabled list with a strained right wrist ... was reinstated on 5/18 and appeared in two games before suffering a strained right shoulder ... returned to the disabled list on 5/20 ... was recalled on 6/25 ... reached base safely in eight of his last 10 games before being optioned to Class AAA Colorado Springs on 8/21.

■ **1991:** Was recalled by Cleveland on 9/4 and made his major-league debut that night at Minnesota ... was 2-4 with an RBI in his debut ... singled off Tom Edens for his first major-league hit ... hit first home run on 10/4 at the Yankees (off Steve Farr), a two-run shot that landed in the right-field upper deck of Yankee Stadium ... was named the Best Hitting Prospect in the AL by Upper Deck and *Baseball America* following the season.

Monthly Bests

AVG407
	8/96
HR	15
	6/04
RBI	39
	7/01

Heart of the Order

White Sox 3-4-5 hitters combined to hit .317 with 129 home runs, 393 RBI and 356 runs scored in 2006. They led the major leagues in home runs and runs scored, tied for the lead in RBI and ranked second in average. How Sox 3-4-5 hitters compared to the rest of baseball in 2006:

Club	HR	Club	Runs	Club	RBI	Club	Avg
White Sox	129	White Sox	356	White Sox	393	Colorado	.318
Atlanta	113	Colorado	344	Philadelphia	393	White Sox	.317
New York-NL	112	New York-NL	343	St. Louis	391	Minnesota	.310
Philadelphia	111	New York-AL	334	New York-AL	388	St. Louis	.309
St. Louis	109	St. Louis	330	New York-NL	383	Los Angeles-NL	.290

POSTSEASON HIGHLIGHTS

■ **Career:** Has appeared in 55 postseason games (all with Cleveland), hitting .229 (43-188) with 17 home runs, 36 RBI and a .516 slugging percentage ... ranks fifth all-time with 17 postseason home runs (one behind Reggie Jackson and Mickey Mantle) and 12th in RBI ... the 17 homers and 36 RBI are Indians franchise records ... has two career multihomer efforts (Game 3 of 1998 ALCS vs. the Yankees and Game 5 of 1999 ALDS vs. Boston) ... became the first player in baseball history to hit two grand slams in the postseason (1998 ALCS Game 6 vs. N.Y., off David Cone; 1999 ALDS Game 2 vs. Boston, off John Wasdin) ... his eight DS homers are tied for second-most all-time behind Chipper Jones (nine).

■ **2001:** Batted .158 (3-19) with one home run and one RBI in the ALDS vs. Seattle ... hit a solo homer off Paul Abbott in Cleveland's 17-2 victory in Game 3.

■ **1999:** Went 6-17 (.353) with four home runs, 10 RBI and seven runs scored in the ALDS vs. Boston ... hit his second postseason grand slam in Game 2 off John Wasdin (also 1998 ALCS Game 6 vs. the Yankees) ... hit two home runs and drove in four runs in Game 5.

■ **1998:** Combined to hit .237 (9-38) with a team-high six home runs and 10 RBI in 10 playoff games ... was 2-15 (.133) with two homers and two RBI in the ALDS vs. Boston ... hit .304 (7-23) with four home runs and eight RBI in the ALCS vs. New York ... the four homers set an ALCS record ... became the second Indians player to hit two homers in a postseason contest in Game 3 of the ALCS (also Manny Ramirez) ... hit a grand slam in Game 6 of the ALCS vs. New York (off David Cone), the third grand slam in ALCS history and Cleveland's postseason history.

■ **1997:** Hit .211 (12-57) with a triple, two home runs and five RBI in 17 postseason games ... batted .200 (3-15) in the ALDS vs. New York and .071 (1-14) in the ALCS vs. Baltimore ... went 8-28 (.286) with two homers, four RBI and eight runs scored in the World Series ... hit a solo home run off Florida's Livan Hernandez in Game 1 of the Fall Classic ... was 2-4 with a home run (off Al Leiter), two RBI and three runs scored in Game 3 of the World Series.

■ **1996:** Was 3-10 (.300) in the ALDS vs. Baltimore ... suffered a broken hamate bone in his right hand in Game 1 of the ALDS after being hit by Jesse Orosco, but played in the final three contests ... had the hamate bone removed on 10/30 in Chicago in a procedure performed by Dr. Dan Nagle.

■ **1995:** Combined to bat .213 (10-47) with four home runs and 10 RBI in his first 14 postseason appearances ... hit .154 (2-13) with one homer and three RBI in the ALDS vs. Boston ... went 4-15 (.267) with two homers and five RBI in the ALCS vs. Seattle, including a go-ahead two-run homer in Game 5 of Cleveland's 3-2 win ... hit .211 (4-19) with a double, home run and two RBI in the World Series vs. Atlanta.

MINOR LEAGUE HIGHLIGHTS

■ **1993:** Was named the Indians Minor League Player of the Year for the second time (also 1990) after hitting .332 with 25 home runs and 102 RBI in 115 games at Class AAA Charlotte ... was also tabbed as the International League Player of the Year, *Baseball America* Triple-A Player of the Year and Topps IL Player of the Year ... selected to the IL postseason All-Star Team, *Baseball America's* postseason Triple-A All-Star Team and Dream Team ... led the IL in average and RBI and ranked third in home runs ... was honored as the Topps IL Player of the Month for June, July and August and the NAPBL Minor League Player of the Month for June.

■ **1992:** Made two rehab stints with Class AA Canton-Akron ... hit .313 (15-48) with two home runs and 14 RBI in 12 games with Class AAA Colorado Springs.

■ **1991:** Combined to hit .319 (142-445) with seven home runs and 73 RBI in 125 games between Canton-Akron and Colorado Springs ... was leading the Eastern League with a .337 average at the time of his promotion to Colorado Springs ... was named to the EL All-Star Team and *Baseball America's* Double-A All-Star squad.

■ **1990:** Split the season between Class A Burlington and Class A Kinston, combining to hit .340, and was tabbed as the Indians Minor League Player of the Year ... cited by *Baseball America* as the Appalachian League's No. 1 Prospect ... played in the APY All-Star Game ... tied for third in the APY in home runs (12).

■ **1989:** Appeared in 35 games with the Gulf Coast League Indians in his first professional season ... was selected in the 13th round of the June free-agent draft.

Active Leaders

Player	HR
Barry Bonds	734
Ken Griffey Jr.	563
Frank Thomas	487
Jim Thome	472
Manny Ramirez	470
Alex Rodriguez	464
Gary Sheffield	455
Mike Piazza	419
Carlos Delgado	407
Chipper Jones	357

Player	BB
Barry Bonds	2,426
Frank Thomas	1,547
Jim Thome	1,364
Gary Sheffield	1,293
Craig Biggio	1,137
Jason Giambi	1,089
Ken Griffey Jr.	1,077
Chipper Jones	1,070
Bernie Williams	1,069
Manny Ramirez	1,054

Player	SLG
Albert Pujols	.629
Barry Bonds	.608
Manny Ramirez	.600
Todd Helton	.593
Vladimir Guerrero	.583
Alex Rodriguez	.573
Lance Berkman	.567
Frank Thomas	.566
Jim Thome	.565
Ken Griffey Jr.	.558

Player	OBP
Barry Bonds	.443
Todd Helton	.430
Frank Thomas	.424
Albert Pujols	.419
Lance Berkman	.416
Jason Giambi	.413
Bobby Abreu	.412
Manny Ramirez	.411
Jim Thome	.409
Brian Giles	.408

Player	OPS
Barry Bonds	1.051
Albert Pujols	1.047
Todd Helton	1.023
Manny Ramirez	1.011
Frank Thomas	.990
Lance Berkman	.983
Jim Thome	.974
Vladimir Guerrero	.972
Alex Rodriguez	.958
Jason Giambi	.954

Player	AB/HR
Barry Bonds	12.95
Jim Thome	13.58
Albert Pujols	13.96
Manny Ramirez	13.99
Adam Dunn	14.30
Alex Rodriguez	14.58
Ken Griffey Jr.	14.74
Carlos Delgado	14.87
Frank Thomas	15.44
Richie Sexson	15.44

MISCELLANEOUS/PERSONAL

■ Married Andrea ... has one daughter: Lila Grace ... was judged in a 2005 survey by the Tribune Co. to be the Best Teammate in Major League Baseball, garnering nearly three times the votes of the players who finished second ... is a 1988 graduate of Limestone (Ill.) High School, where he was All-State in baseball and basketball ... played baseball and basketball at Illinois Central College ... Illinois Central named its baseball stadium in Thome's honor and awarded him with an honorary degree on 12/16/06 ... was a Junior College honorable mention All-American.

PLAYERS

YEAR	CLUB	AVG	G	AB	R	H	TB	2B	3B	HR	RBI	SH	SF	HB	BB	SO	SB	CS	E
1989	GCL Indians	.237	55	186	22	44	55	5	3	0	22	3	2	1	21	33	6	4	21
1990	Burlington	.373	34	118	31	44	89	7	1	12	34	0	0	4	27	18	6	3	11
	Kinston	.308	33	117	19	36	54	4	1	4	16	0	1	1	24	26	4	1	8
1991	Canton-Akron	.337	84	294	47	99	138	20	2	5	45	0	3	4	44	58	8	2	17
	Colorado Springs	.285	41	151	20	43	62	7	3	2	28	0	3	0	12	29	0	0	6
	CLEVELAND	.255	27	98	7	25	36	4	2	1	9	0	0	1	5	16	1	1	8
1992	Canton-Akron	.336	30	107	16	36	52	9	2	1	14	0	0	1	24	30	0	2	4
	CLEVELAND	.205	40	117	8	24	35	3	1	2	12	0	2	2	10	34	2	0	11
	Colorado Springs	.313	12	48	11	15	27	4	1	2	14	0	0	1	6	16	0	0	8
1993	Charlotte	*.332	115	410	85	136	240	21	4	25	*102	0	4	7	76	94	1	3	15
	CLEVELAND	.266	47	154	28	41	73	11	0	7	22	0	5	4	29	36	2	1	6
1994	CLEVELAND	.268	98	321	58	86	168	20	1	20	52	1	1	0	46	84	3	3	15
1995	CLEVELAND	.314	137	452	92	142	252	29	3	25	73	0	3	5	97	113	4	3	16
1996	CLEVELAND	.311	151	505	122	157	309	28	5	38	116	0	2	6	123	141	2	2	17
1997	CLEVELAND	.286	147	496	104	142	287	25	0	40	102	0	8	3	*120	146	1	1	10
1998	CLEVELAND	.293	123	440	89	129	257	34	2	30	85	0	4	4	89	141	1	0	10
1999	CLEVELAND	.277	146	494	101	137	267	27	2	33	108	0	4	4	*127	*171	0	0	6
2000	CLEVELAND	.269	158	557	106	150	296	33	1	37	106	0	5	4	118	171	1	0	5
2001	CLEVELAND	.291	156	526	101	153	328	26	1	49	124	0	3	4	111	*185	0	1	10
2002	CLEVELAND	.304	147	480	101	146	325	19	2	52	118	0	6	5	*122	139	1	2	10
2003	PHILADELPHIA	.266	159	578	111	154	331	30	3	*47	131	0	5	4	111	*182	0	3	5
2004	PHILADELPHIA	.274	143	508	97	139	295	28	1	42	105	0	4	2	104	144	0	2	7
2005	PHILADELPHIA	.207	59	193	26	40	68	7	0	7	30	0	2	2	45	59	0	0	0
	Clearwater	.333	5	12	2	4	4	0	0	1	3	0	0	0	6	1	0	0	0
2006	WHITE SOX	.288	143	490	108	141	293	26	0	42	109	0	7	6	107	147	0	0	0
MINOR TOTALS		.317	409	1443	253	457	721	77	17	52	278	3	13	19	240	305	25	15	90
SOX TOTALS		.288	143	490	108	141	293	26	0	42	109	0	7	6	107	147	0	0	0
A.L. TOTALS		.287	1520	5130	1025	1473	2926	285	20	376	1036	1	50	48	1104	1524	18	14	124
N.L. TOTALS		.260	361	1279	234	333	694	65	4	96	266	0	11	8	260	385	0	5	12
M.L. TOTALS		.282	1881	6409	1259	1806	3620	350	24	472	1302	1	61	56	1364	1909	18	19	136

*Led League

- Selected by Cleveland in 13th round of free agent draft (6/5/89).
- On Cleveland disabled list with strained right wrist (3/28-5/18/92); included rehabilitation assignment to Class AA Canton-Akron (5/9-18/92).
- On Cleveland disabled list with strained right shoulder (5/20-6/15/92); included rehabilitation assignment to Canton-Akron (6/1-15/92).
- On Cleveland disabled list with broken right hand (8/8-9/16/98).
- Signed by Philadelphia as a free agent (12/3/02).
- On Philadelphia disabled list with strained lower back (5/1-21/05).
- On Philadelphia disabled list with right elbow tendinitis (7/1-rest of season); included rehab assignment to Class A Clearwater (8/6-15/05).
- Traded by Philadelphia to the White Sox in exchange for outfielder Aaron Rowand and pitchers Daniel Haigwood and Gio Gonzalez (11/25/05).

DIVISION SERIES STATISTICS

YEAR	CLUB	AVG	G	AB	R	H	TB	2B	3B	HR	RBI	SH	SF	HB	BB	SO	SB	CS	E
1995	Cle. vs. Bos.	.154	3	13	1	2	5	0	0	1	3	0	0	0	1	6	0	0	0
1996	Cle. vs. Bal.	.300	4	10	1	3	3	0	0	0	0	0	1	1	5	0	0	0	0
1997	Cle. vs. NYY	.200	4	15	1	3	3	0	0	0	1	1	0	0	5	0	0	0	0
1998	Cle. vs. Bos.	.133	4	15	2	2	8	0	0	2	2	0	0	0	2	5	0	0	0
1999	Cle. vs. Bos.	.353	5	17	7	6	18	0	0	4	10	0	0	0	4	5	0	0	0
2001	Cle. vs. Sea.	.158	5	19	2	3	6	0	0	1	1	0	0	0	2	8	0	0	0
TOTALS		.213	25	89	14	19	43	0	0	8	17	1	0	1	10	34	0	0	0

LEAGUE CHAMPIONSHIP SERIES STATISTICS

YEAR	CLUB	AVG	G	AB	R	H	TB	2B	3B	HR	RBI	SH	SF	HB	BB	SO	SB	CS	E
1995	Cle. vs. Sea.	.267	5	15	2	4	10	0	0	2	5	0	0	0	2	3	0	0	1
1997	Cle. vs. Bal.	.071	6	14	3	1	1	0	0	0	0	0	0	0	5	4	0	0	0
1998	Cle. vs. NYY	.304	6	23	4	7	19	0	0	4	8	0	0	1	1	8	0	0	0
TOTALS		.231	17	52	9	12	30	0	0	6	13	0	0	1	8	15	0	0	1

WORLD SERIES STATISTICS

YEAR	CLUB	AVG	G	AB	R	H	TB	2B	3B	HR	RBI	SH	SF	HB	BB	SO	SB	CS	E
1995	Cle. vs. Atl.	.211	6	19	1	4	8	1	0	1	2	0	0	0	2	5	0	0	1
1997	Cle. vs. Fla.	.286	7	28	8	8	16	0	1	2	4	0	0	0	5	7	0	0	1
TOTALS		.255	13	47	9	12	24	1	1	3	6	0	0	0	7	12	0	0	2

ALL-STAR GAME STATISTICS

YEAR	CLUB	SITE	AVG	G	AB	R	H	TB	2B	3B	HR	RBI	SH	SF	HB	BB	SO	SB	CS	E
1997	A.L.,	Cleveland	.000	1	1	0	0	0	0	0	0	0	0	0	0	0	0	0	0	0
1998	A.L.,	Colorado	.000	1	2	1	0	0	0	0	0	0	0	0	0	2	1	0	0	0
1999	A.L.,	Boston	.500	1	2	1	1	1	0	0	0	1	0	0	0	1	0	0	0	0
2004	N.L.,	Houston	.000	1	2	0	0	0	0	0	0	0	0	0	0	1	0	0	0	0
2006	A.L.,	Pittsburgh	.000	1	1	0	0	0	0	0	0	0	0	0	0	0	0	0	0	0
TOTALS			.125	5	8	2	1	1	0	0	0	1	0	0	0	3	2	0	0	0

JIM THOME: AN ALL-STAR IN THE COMMUNITY

■ Was chosen as *The Sporting News* "No. 1 Good Guy" in Major League Baseball in 2005 for his fundraising efforts in his native Peoria, Ill. ... also was the recipient of the 2005 Lou Gehrig Memorial Award, presented annually by the Phi Delta Theta fraternity to the Major League Baseball Player who best exemplifies the giving character of the Hall of Famer ... the award was first presented in 1955 and is permanently maintained at the Baseball Hall of Fame and Museum in Cooperstown, N.Y.

■ Was the 2002 recipient of the Roberto Clemente Award, presented annually to the Major League Baseball player who exemplifies Clemente's passion for the game, sportsmanship and community involvement ... with the honor, John Hancock Financial Services made a \$25,000 donation in his name to the Steve Palermo Chapter of the National Paralysis Foundation in Leawood, Kan. ... Thome's nephew, Brandon, is currently unable to walk after bruising his spinal cord in June 2001.

■ Named the Marvin Miller "Man of the Year" in 2001 by the MLBPA for his numerous efforts in the community ... served as honorary co-chairman of the United Way Home Run Derby from 1998-2002 ... program has helped raise approximately \$200,000 for the United Way's youth programs since 1996.

■ Has raised more than \$1,000,000 for the Children's Hospital of Illinois in Peoria ... hosted the 12th annual "Night with Jim Thome" dinner in January 2007 which raised approximately \$205,000, an event record ... hosts a golf tournament in Peoria each year to benefit the hospital.

■ Is involved with the Make-A-Wish Foundation, granting wishes for children with life-threatening illnesses ... on several occasions in December, has dressed as Santa Claus and visited hospitals and non-profit agencies, purchasing and distributing toys for child patients ... has a street named after him in Peoria and purchased a scoreboard for his high school baseball field.

■ Since 2004, he and his wife, Andrea, serve as honorary board members on the Tug McGraw Founda-

tion, which helps offer quality of life and research opportunities to people suffering from brain tumors ... the couple has been title sponsors and actively involved with Fieldstone Farm/The Therapeutic Riding Center in Cleveland, a facility that helps mentally and physically challenged people with horses and riding.

■ The couple has substantially supported the following organizations in the Cleveland area for the past five to seven years: NearWest Theatre (an inner-city youth theatre group), The Cleveland Foodbank and Adopt-A-Greyhound ... recently became capital donors to the Cleveland Clinic's new "Health and Wellness Fund" and Facility ... has a personal relationship with the head of the clinic, who oversees the allocation of the Thome's three-year commitment at \$50,000 per year.

■ Participated in the First Energy Grand Slam Summer Literacy Program with Andrea, and served as the team's honorary captain for CapCure for Prostate Cancer Awareness in 2001 ... he and Andrea have made significant contributions to the Maternity Care Coalition and Easter Seals.

■ As members of the Phillies, the couple on many occasions donated their suite at Citizens Bank Park to charitable organizations in the Philadelphia region ... started a new program in 2005 with the Philadelphia Food Bank called "Home Runs For Hunger" in which donations were made to the Food Bank based on his home runs ... at the April 18 press conference, presented the Food Bank with a check for \$25,000.

■ Served as 2003 Chairman of the Phillies Fundamentals after-school programs for inner city children ... named 2003 Pro Athlete of the Year and 2004 Media Good Guy, both by the Philadelphia Sports Writers Association.

■ Did public service announcements for Children's Miracle Network, the Lupus Foundation, United Way, United Cerebral Palsy, The National Conference for Community & Justice and Ohio's "Buckle Up" Public Safety Campaign ... distributed toys to Cleveland-area youths at Christmas from 1998-2001 and made annual donations to Cleveland Indians Charities to fund the event.

	2006						CAREER					
	AVG	G	AB	H	HR	RBI	AVG	G	AB	H	HR	RBI
Baltimore	.318	6	22	7	2	7	.254	96	342	87	20	72
Boston	.440	6	25	11	3	4	.276	121	421	116	31	81
Chicago-AL	—	—	—	—	—	—	.295	122	420	124	41	107
Cleveland	.214	17	56	12	4	14	.214	17	56	12	4	14
Detroit	.283	18	60	17	7	11	.305	146	479	146	49	106
Kansas City	.277	15	47	13	5	14	.317	132	441	140	33	99
Los Angeles-AL	.250	9	36	9	3	9	.305	88	305	93	21	63
Minnesota	.204	15	54	11	4	9	.319	144	524	167	46	107
New York-AL	.261	6	23	6	1	3	.255	100	322	82	23	58
Oakland	.286	6	21	6	1	4	.285	94	316	90	23	66
Seattle	.407	9	27	11	2	10	.267	85	270	72	10	43
Tampa Bay	.353	4	17	6	1	3	.329	40	149	49	11	28
Texas	.240	7	25	6	2	3	.239	109	368	88	21	63
Toronto	.344	9	32	11	1	5	.272	110	364	99	18	51
Interleague	.333	16	45	15	6	13	.283	159	541	153	52	126
Arizona	—	—	—	—	—	—	.262	17	65	17	8	12
Atlanta	—	—	—	—	—	—	.222	46	158	35	11	33
Chicago-NL	.357	5	14	5	3	4	.321	24	84	27	6	15
Cincinnati	.000	2	3	0	0	1	.280	39	132	37	8	26
Colorado	—	—	—	—	—	—	.169	19	65	11	3	11
Florida	—	—	—	—	—	—	.255	48	165	42	9	31
Houston	.100	3	10	1	0	1	.297	27	91	27	7	26
Los Angeles-NL	—	—	—	—	—	—	.206	10	34	7	3	7
Milwaukee	—	—	—	—	—	—	.264	78	254	67	20	53
New York-NL	—	—	—	—	—	—	.243	49	177	43	11	31
Philadelphia	—	—	—	—	—	—	.286	3	7	2	0	1
Pittsburgh	.500	3	6	3	1	4	.322	25	90	29	5	24
St. Louis	.500	3	12	6	2	3	.430	29	100	43	18	40
San Diego	—	—	—	—	—	—	.152	10	33	5	1	7
San Francisco	—	—	—	—	—	—	.243	13	37	9	2	5
Washington	—	—	—	—	—	—	.286	40	140	40	9	22
Home	.290	73	255	74	25	60	.287	948	3167	910	260	716
Road	.285	70	235	67	17	49	.276	933	3242	896	212	586
Day	.271	50	166	45	17	45	.273	592	2052	560	134	430
Night	.296	93	324	96	25	64	.286	1289	4357	1246	338	872
vs. Left	.236	—	191	45	6	24	.243	—	1919	467	83	314
vs. Right	.321	—	299	96	36	85	.298	—	4490	1339	389	988
Grass	.289	125	422	122	40	101	.282	1589	5364	1513	397	1109
Turf	.279	18	68	19	2	8	.280	292	1045	293	75	193
Pre-ASG	.298	82	289	86	30	77	.284	1029	3522	1002	271	730
Post ASG	.274	61	201	55	11	32	.278	852	2887	804	201	572
RISP	.336	—	116	39	12	66	.279	—	1762	492	113	826
Bases Loaded	.143	—	7	1	1	6	.292	—	161	47	8	137
March/April	.300	24	80	24	10	23	.284	282	955	262	58	183
May	.290	27	100	29	10	26	.285	312	1077	307	81	215
June	.264	22	72	19	5	16	.286	331	1127	322	105	250
July	.299	23	87	26	8	17	.288	313	1083	312	79	221
August	.329	21	70	23	3	10	.301	313	1044	314	81	213
Sept./Oct.	.247	26	81	20	6	17	.257	328	1123	289	68	220
As PH	.500	4	4	2	2	3	.239	57	46	11	3	7
As DH	.284	136	476	135	39	101	.271	264	923	250	67	182

THOME'S CAREER BY PARK					
Park	AVG	AB	H	HR	RBI
Memorial	.313	16	5	0	4
Camden Yards	.218	174	38	11	29
Fenway Park	.263	194	51	18	39
U.S. Cellular	.288	131	134	43	110
Cleveland	.237	215	51	6	25
Jacobs Field	.306	2092	640	178	509
Tiger	.314	118	37	11	20
Comerica	.246	118	29	10	19
Kauffman	.273	209	57	11	26
Angel	.286	168	48	9	28
Metrodome	.325	283	92	24	56
Yankee	.235	170	40	11	26
McAfee	.273	150	41	9	29
Kingdome	.267	75	20	2	8
SAFECO	.208	77	16	1	9
Tropicana	.333	84	28	7	15
Arlington	.250	20	5	1	2
Ameriquest	.268	168	45	10	26
Rogers Centre	.271	177	48	9	23
Turner	.274	84	23	6	21
Chase	.304	23	7	3	6
Wrigley	.344	32	11	3	6
Great American	.303	33	10	1	7
Cinergy	.278	36	10	2	4
Coors	.184	38	7	0	4
Dolphin	.269	93	25	3	14
Astrodome	.250	16	4	0	5
Minute Maid	.387	31	12	2	11
Dodger	.174	23	4	2	4
County	.289	83	24	6	23
Miller	.300	20	6	2	4
Olympic	.231	52	12	2	4
Shea	.284	81	23	5	17
Three Rivers	.235	17	4	1	3
PNC	.325	40	13	2	11
AT&T	.333	18	6	1	2
old Busch	.392	51	20	5	16
Qualcomm	.182	11	2	0	3
PETCO	.167	12	2	1	1
Veterans	.251	291	73	28	73
Citizens Bank	.233	335	78	25	58
RFK	.100	10	1	0	1

Thome's Fielding — 1B									
Year	Club	Pct.	G	PO	A	E	TC	DP	
1997, Cle.	.993	145	1233	95	10	1338	123		
1998, Cle.	.991	117	998	85	10	1093	97		
1999, Cle.	.994	111	930	83	6	1019	93		
2000, Cle.	.995	107	834	91	5	930	101		
2001, Cle.	.992	148	1177	78	10	1265	105		
2002, Cle.	.991	128	1063	75	10	1148	118		
2003, Phi.	.997	156	1372	86	5	1463	132		
2004, Phi.	.994	134	1091	84	7	1182	103		
2005, Phi.	1.000	52	405	30	0	435	36		
2006, Sox	1.000	3	21	0	0	21	1		
Totals	.994	1101	9124	707	63	9894	909		

Thome's Fielding — 3B									
Year	Club	Pct.	G	PO	A	E	TC	DP	
1991, Cle.	.900	27	12	60	8	80	6		
1992, Cle.	.882	40	21	61	11	93	3		
1993, Cle.	.950	47	29	86	6	121	10		
1994, Cle.	.940	94	62	173	15	250	12		
1995, Cle.	.948	134	75	214	16	305	22		
1996, Cle.	.953	150	86	262	17	365	2		
Totals	.940	492	285	856	73	1214	77		

Thome's Game Bests	
Hits — 4 (nine times, last 9/6/06 at Bos.)	
HR — 3 (twice, last 7/6/01 vs. St. L.)	
RS — 1 (eight times, last 7/6/06 vs. Bal.)	
GBI — 6 (four times, last 7/6/06 vs. Bal.)	
SB — 1 (18 times, last 9/25/02 at Min.)	
Hitting Streak — 16 games (5/25-6/10/98)	

Thome's Grand Slams				
No.	Date	Opp.	Inn.	Pitcher
1	8/18/96	vs. Det.	8th	Gregg Olson
2	5/17/97	at Tor.	3rd	Woody Williams
3	5/31/99	at NYY	2nd	Orlando Hernandez
4	8/14/99	vs. Bal.	1st	Jason Johnson
5	8/24/99	at Oak.	1st	Tim Hudson
6	4/10/02	vs. Min.	2nd	Rick Reed
7	7/28/02	vs. Det.	9th	Juan Acevedo
8	7/6/06	vs. Bal.	3rd	Russ Oriz

THOME'S CAREER HOME RUN LOG

No.	Date	Pitcher	Opp	On	No.	Date	Pitcher	Opp	On	No.	Date	Pitcher	Opp	On
1	10/4/91	Farr	at NYY	1	61	5/11/96	Sanderson	at Cal.	2	121	8/1/97	Oliver	at Tex.	0
2	6/29/92	McDowell	vs. Sox	0	62	5/12/96	Percival	at Cal.	0	122	8/2/97	Witt	at Tex.	2
3	7/21/92	Tapani	at Min.	0	63	5/14/96	Gohr	vs. Det.	0	123	8/4/97	Sager	at Det.	0
4	8/13/93	Lefterts	vs. Tex.	1	64	5/21/96	McDonald	vs. Mil.	0	124	8/14/97	Gaillard	vs. Det.	1
5	8/27/93	Monteleone	vs. NYY	0	65	5/21/96	Garcia	vs. Mil.	0	125	8/15/97	Person	vs. Tor.	1
6	9/10/93	Clemens	vs. Bos.	0	66	6/7/96	Boskie	vs. Cal.	1	126	8/16/97	Hentgen	vs. Tor.	0
7	9/15/93	Carpenter	at Tex.	0	67	6/14/96	Gooden	at NYY	0	127	8/21/97	Spoljaric	at Sea.	1
8	9/18/93	Doherty	at Det.	0	68	6/15/96	Hutton	at NYY	1	128	8/23/97	Rigby	at Oak.	0
9	9/24/93	Novoa	vs. Mil.	0	69	6/20/96	Clemens	vs. Bos.	0	129	8/23/97	Mathews	at Oak.	1
10	9/26/93	Bones	vs. Mil.	0	70	6/25/96	Gordon	at Bos.	0	130	9/7/97	Drabek	vs. Sox	0
11	4/8/94	Gordon	at K.C.	2	71	7/6/96	Tapani	vs. Sox	0	131	9/11/97	Foulke	at Sox	0
12	4/16/94	Haney	vs. K.C.	0	72	7/11/96	Aldred	at Min.	0	132	9/12/97	Drabek	at Sox	0
13	4/23/94	Brown	at Tex.	1	73	7/14/96	Rodriguez	at Min.	0	133	9/14/97	Levine	at Sox	0
14	5/3/94	Fernandez	at Sox	0	74	7/18/96	Aguilera	vs. Min.	1	134	4/10/98	Percival	vs. Ana.	2
15	5/27/94	Van Poppel	vs. Oak.	0	75	7/26/96	Mussina	at Bal.	1	135	4/11/98	Dickson	vs. Ana.	1
16	5/29/94	Jimenez	vs. Oak.	0	76	7/28/96	Stephenson	at Bal.	2	136	4/22/98	Sirotko	vs. Sox	1
17	6/11/94	Eldred	at Mil.	1	77	8/4/96	Shepherd	vs. Bal.	2	137	4/30/98	Mathews	vs. Oak.	0
18	6/15/94	Brow	vs. Tor.	0	78	8/10/96	Adams	at Oak.	0	138	5/2/98	Yan	vs. T.B.	1
19	6/22/94	Doherty	at Det.	0	79	8/11/96	Thompson	at Oak.	0	139	5/6/98	Erickson	vs. Bal.	2
20	6/22/94	Doherty	at Det.	0	80	8/17/96	Wasdin	vs. Det.	0	140	5/14/98	Mussina	at Bal.	0
21	7/7/94	Leary	at Tex.	0	81	8/18/96	Williams	vs. Det.	0	141	5/16/98	Witt	vs. Tex.	0
22	7/8/94	Aguilera	at Min.	0	82	8/18/96	Olson	vs. Det.	3	142	5/19/98	Montgomery	at K.C.	1
23	7/10/94	Erickson	at Min.	1	83	8/20/96	Witt	vs. Tex.	1	143	5/23/98	Clemens	vs. Tor.	0
24	7/19/94	Fajardo	vs. Tex.	2	84	8/26/96	Lira	at Det.	0	144	5/29/98	Clemens	at Tor.	1
25	7/20/94	Deltmer	vs. Tex.	1	85	8/27/96	Thompson	at Det.	0	145	5/30/98	Williams	at Tor.	0
26	7/22/94	Bere	vs. Sox	0	86	8/28/96	Sager	at Det.	0	146	5/31/98	Hentgen	at Tor.	0
27	7/22/94	Sanderson	vs. Sox	0	87	8/30/96	Pavlik	at Tex.	0	147	6/4/98	Radke	at Min.	2
28	7/22/94	Sanderson	vs. Sox	0	88	9/4/96	Villone	at Mil.	2	148	6/5/98	Hamisch	at Cin.	0
29	8/2/94	Gardiner	vs. Det.	0	89	9/12/96	Boskie	vs. Cal.	1	149	6/8/98	Peters	vs. Pit.	2
30	8/8/94	Leiter	at Tor.	1	90	9/12/96	Gohr	vs. Cal.	1	150	6/9/98	Lieber	vs. Pit.	1
31	5/2/95	Bergman	at Det.	2	91	9/15/96	Groom	vs. Oak.	1	151	6/19/98	Cone	vs. NYY	0
32	5/12/95	Brown	at Bal.	0	92	9/21/96	Rosado	vs. K.C.	2	152	6/19/98	Lloyd	vs. NYY	1
33	5/13/95	Mussina	at Bal.	0	93	9/27/96	Bevil	at K.C.	0	153	6/25/98	Aybar	vs. STL	1
34	5/20/95	Lilliquest	at Bos.	2	94	4/2/97	Groom	at Oak.	0	154	6/25/98	Witt	vs. STL	0
35	5/23/95	Sparks	vs. Mil.	0	95	4/15/97	Wolcott	vs. Sea.	0	155	7/2/98	Woodall	at Mil.	1
36	5/28/95	Williams	at Tor.	0	96	4/17/97	Wasdin	at Bos.	1	156	7/5/98	Rusch	at K.C.	0
37	5/30/95	Fernandez	vs. Sox	0	97	4/23/97	Wasdin	vs. Bos.	1	157	7/13/98	Hernandez	vs. NYY	0
38	5/31/95	Abbott	vs. Sox	1	98	4/27/97	D'Amico	at Mil.	2	158	7/18/98	Ward	at Sox	1
39	6/1/95	Bere	vs. Sox	0	99	5/7/97	Person	vs. Tor.	0	159	7/20/98	Navarro	at Sox	0
40	6/7/95	Maxcy	vs. Det.	0	100	5/14/97	Witt	at Tex.	0	160	7/22/98	Garces	vs. Bos.	1
41	6/8/95	Wegman	at Mil.	1	101	5/17/97	Williams	at Tor.	3	161	7/23/98	Castillo	vs. Det.	0
42	6/11/95	Scanlan	at Mil.	2	102	5/18/97	Quantrill	at Tor.	0	162	7/29/98	McCarthy	at Sea.	0
43	6/13/95	Mussina	vs. Bal.	2	103	5/27/97	Simas	at Sox	0	163	9/16/98	Tewksbury	vs. Min.	0
44	6/18/95	McDowell	vs. NYY	1	104	6/3/97	Darwin	vs. Sox	0	164	4/9/99	Perkins	at Min.	1
45	6/19/95	Wakefield	vs. Bos.	0	105	6/3/97	Darwin	vs. Sox	2	165	4/11/99	Mays	at Min.	1
46	6/28/95	Appier	at K.C.	1	106	6/4/97	Simas	vs. Sox	1	166	4/20/99	Rogers	vs. Oak.	0
47	7/4/95	Burrows	vs. Tex.	2	107	6/6/97	Gordon	at Bos.	0	167	4/29/99	Oquist	at Oak.	1
48	7/14/95	Darling	vs. Oak.	0	108	6/7/97	Sele	at Bos.	1	168	5/16/99	Kida	at Det.	0
49	7/25/95	Habyan	at Cal.	0	109	6/8/97	Suppan	at Bos.	1	169	5/24/99	Lowe	vs. Sox	0
50	7/26/95	Harkey	at Cal.	0	110	6/11/97	McDonald	vs. Mil.	0	170	5/31/99	Hernandez	at NYY	3
51	8/3/95	Mahomes	vs. Min.	0	111	6/14/97	Morris	at STL	0	171	6/4/99	Mulholland	vs. Cubs	1
52	9/1/95	Lima	at Det.	0	112	6/23/97	Radke	vs. Min.	0	172	6/15/99	Rigby	vs. Oak.	0
53	9/16/95	Clemens	vs. Bos.	1	113	6/23/97	Radke	vs. Min.	0	173	6/29/99	Radke	vs. Min.	0
54	9/17/95	Maddux	vs. Bos.	2	114	6/24/97	Stevens	vs. Min.	0	174	6/30/99	Milton	vs. Min.	1
55	9/27/95	Schullstrom	at Min.	0	115	6/27/97	Rivera	at NYY	0	175	7/3/99	Wengert	vs. K.C.	0
56	4/13/96	Moyer	at Bos.	1	116	7/4/97	Rosado	vs. K.C.	0	176	7/4/99	Appier	vs. K.C.	0
57	4/22/96	Erickson	vs. Bal.	0	117	7/5/97	Olson	vs. K.C.	0	177	7/10/99	White	vs. Cin.	1
58	4/24/96	Kamieniecki	at NYY	2	118	7/12/97	Ritchie	at Min.	0	178	7/17/99	Sauerbeck	at Pit.	2
59	4/30/96	Tapani	vs. Sox	0	119	7/13/97	Hawkins	at Min.	0	179	7/27/99	Borkowski	vs. Det.	0
60	5/10/96	Springer	at Cal.	2	120	7/26/97	Karsay	vs. Oak.	0	180	7/28/99	Moehler	vs. Det.	0

THOME'S CAREER HOME RUN LOG

PLAYERS

No.	Date	Pitcher	Opp	On	No.	Date	Pitcher	Opp	On	No.	Date	Pitcher	Opp	On
181	8/2/99	Rapp	at Bos.	1	241	5/25/01	Hernandez	vs. NYY	1	301	6/7/02	Leiter	vs. NYM	1
182	8/3/99	Martinez	at Bos.	0	242	5/28/01	Sparks	at Det.	0	302	6/25/02	Castillo	at Bos.	2
183	8/3/99	Wakefield	at Bos.	1	243	5/29/01	Santos	at Det.	0	303	6/26/02	Martinez	at Bos.	0
184	8/7/99	Witt	at T.B.	1	244	5/30/01	Holt	at Det.	1	304	6/28/02	Swindell	vs. Ariz.	0
185	8/14/99	Johnson	vs. Bal.	3	245	6/2/01	Clemens	at NYY	0	305	6/29/02	Anderson	vs. Ariz.	0
186	8/15/99	Ponson	vs. Bal.	0	246	6/2/01	Clemens	at NYY	0	306	6/30/02	Schilling	vs. Ariz.	0
187	8/24/99	Hudson	at Oak.	3	247	6/4/01	Mays	at Min.	0	307	7/2/02	Clemens	at NYY	1
188	8/25/99	Jones	at Oak.	0	248	6/9/01	Fernandez	vs. Cin.	0	308	7/3/02	Wells	at NYY	0
189	8/31/99	Finley	vs. Ana.	0	249	6/10/01	Reitsma	vs. Cin.	1	309	7/14/02	Mussina	vs. NYY	2
190	9/1/99	Fyhrie	vs. Ana.	0	250	6/12/01	Haynes	vs. Mil.	0	310	7/17/02	Reed	vs. Min.	1
191	9/5/99	Ponson	at Bal.	0	251	6/13/01	King	vs. Mil.	2	311	7/26/02	Powell	vs. Det.	0
192	9/14/99	Martinez	vs. Bos.	1	252	6/14/01	Sheets	vs. Mil.	0	312	7/26/02	Santana	vs. Det.	0
193	9/16/99	Irabu	vs. NYY	1	253	6/19/01	Milton	vs. Min.	0	313	7/28/02	Acevedo	vs. Det.	3
194	9/17/99	Mendoza	vs. NYY	1	254	6/30/01	Wilson	vs. K.C.	0	314	8/2/02	Moyer	at Sea.	0
195	9/19/99	Cone	vs. NYY	2	255	7/1/01	Reichert	vs. K.C.	1	315	8/6/02	Sosa	vs. T.B.	0
196	9/23/99	Jones	at Det.	0	256	7/6/01	Morris	vs. STL	1	316	8/8/02	Wilson	vs. T.B.	0
197	4/5/00	Ponson	at Bal.	0	257	7/6/01	Morris	vs. STL	1	317	8/13/02	Sturtz	at T.B.	0
198	4/7/00	Guzman	at T.B.	0	258	7/6/01	James	vs. STL	1	318	8/14/02	Wilson	at T.B.	1
199	4/8/00	Trachsel	at T.B.	0	259	7/7/01	Veres	vs. STL	0	319	8/17/02	Washburn	at Ana.	0
200	4/15/00	Clark	vs. Tex.	2	260	7/12/01	Reitsma	at Cin.	0	320	8/19/02	Hudson	vs. Oak.	0
201	4/16/00	Wetteland	vs. Tex.	0	261	7/18/01	Buehrle	at Sox	2	321	8/26/02	Sparks	vs. Det.	0
202	4/20/00	Hudson	vs. Oak.	1	262	7/19/01	Lowe	at Sox	0	322	8/28/02	Powell	vs. Det.	0
203	5/1/00	Mendoza	vs. NYY	0	263	7/19/01	Howry	at Sox	1	323	8/28/02	Powell	vs. Det.	0
204	5/5/00	Painter	at Tor.	1	264	7/22/01	Weaver	vs. Det.	2	324	8/31/02	Burkett	vs. Bos.	1
205	5/10/00	Bergman	at Min.	0	265	7/25/01	Biddle	vs. Sox	0	325	9/5/02	Glover	at Sox	1
206	5/11/00	Rakers	vs. K.C.	0	266	7/27/01	Jones	at Det.	0	326	9/9/02	Kershner	vs. Tor.	0
207	5/21/00	Hernandez	vs. NYY	1	267	8/1/01	Hiljuz	vs. Oak.	1	327	9/13/02	Milton	vs. Min.	2
208	5/24/00	McDill	at Det.	0	268	8/5/01	Sele	vs. Sea.	1	328	9/17/02	Urbina	at Bos.	0
209	5/25/00	Moehler	at Det.	1	269	8/5/01	Halama	vs. Sea.	0	329	9/20/02	Obermueller	at K.C.	0
210	5/26/00	Eldred	at Sox	0	270	8/6/01	Abbott	vs. Sea.	1	330	9/24/02	Milton	at Min.	0
211	6/2/00	Kile	at STL	0	271	8/7/01	Reed	at Min.	1	331	9/25/02	Reed	at Min.	1
212	6/12/00	Foulke	vs. Sox	0	272	8/11/01	Zimmerman	at Tex.	0	332	9/25/02	Reed	at Min.	0
213	6/14/00	Wells	vs. Sox	0	273	8/15/01	Mays	vs. Min.	1	333	9/27/02	Obermueller	vs. K.C.	0
214	6/18/00	Blair	at Det.	0	274	8/16/01	Johnson	vs. Min.	1	334	9/28/02	Affeldt	vs. K.C.	2
215	6/21/00	Baldwin	at Sox	1	275	8/16/01	Johnson	vs. Min.	1	335	4/9/03	Dawley	vs. Atl.	2
216	6/21/00	Beirne	at Sox	0	276	8/22/01	Vizcaino	at Oak.	0	336	4/9/03	Dawley	vs. Atl.	1
217	6/24/00	Patterson	vs. Det.	0	277	9/4/01	Nomo	at Bos.	0	337	4/26/03	Brower	vs. S.F.	0
218	6/27/00	Suzuki	at K.C.	0	278	9/4/01	Nomo	at Bos.	0	338	4/28/03	Dreifort	at LAD	0
219	6/27/00	Batista	at K.C.	0	279	9/8/01	Howry	vs. Sox	1	339	5/6/03	Good	at Ariz.	2
220	7/17/00	Miller	vs. Hou.	0	280	9/10/01	Wright	vs. Sox	0	340	5/6/03	Good	at Ariz.	0
221	7/17/00	Miller	vs. Hou.	0	281	9/22/01	Racke	at Min.	0	341	5/9/03	Oswalt	vs. Hou.	0
222	7/19/00	Suzuki	vs. K.C.	0	282	9/30/01	Reed	vs. Min.	0	342	5/11/03	Saarloos	vs. Hou.	2
223	7/19/00	Suzuki	vs. K.C.	0	283	4/10/02	Reed	vs. Min.	3	343	5/17/03	Puffer	at Hou.	0
224	8/1/00	Rupe	at T.B.	1	284	4/11/02	Lohse	vs. Min.	1	344	5/20/03	Strange	at NYM	1
225	8/4/00	Percival	vs. Ana.	1	285	4/12/02	Suppan	vs. K.C.	1	345	5/28/03	Astacio	vs. NYM	0
226	8/6/00	Cooper	vs. Ana.	0	286	4/13/02	May	vs. K.C.	0	346	5/30/03	Vazquez	vs. Mon.	1
227	8/23/00	Hudson	vs. Oak.	0	287	4/21/02	Reed	at Min.	1	347	6/4/03	Meche	vs. Sea.	0
228	8/29/00	Perisho	at Tex.	0	288	4/23/02	Ritchie	vs. Sox	0	348	6/8/03	Harang	vs. Oak.	1
229	9/5/00	Fiore	vs. T.B.	0	289	4/30/02	Ortiz	vs. Ana.	0	349	6/9/03	Washburn	at Ana.	0
230	9/27/00	Santana	vs. Min.	0	290	5/6/02	Douglass	at Bal.	2	350	6/21/03	Timlin	vs. Bos.	0
231	9/28/00	Milton	vs. Min.	1	291	5/8/02	Erickson	at Bal.	2	351	6/21/03	Shiell	vs. Bos.	0
232	9/29/00	Trachsel	vs. Tor.	1	292	5/12/02	Byrd	at K.C.	0	352	6/26/03	Bong	at Atl.	0
233	10/1/00	Wells	vs. Tor.	2	293	5/26/02	Prokopec	at Tor.	0	353	6/28/03	Hentgen	at Bal.	1
234	4/6/01	Mercedes	vs. Bal.	0	294	5/30/02	Greisinger	vs. Det.	0	354	6/29/03	Helling	at Bal.	0
235	4/21/01	Jones	vs. Det.	1	295	5/30/02	Lima	vs. Det.	2	355	6/30/03	Estes	vs. Cubs	1
236	4/22/01	Milicki	vs. Det.	1	296	5/31/02	Glover	vs. Sox	0	356	7/6/03	Redman	vs. Fla.	1
237	5/8/01	Henry	vs. K.C.	2	297	6/1/02	Ritchie	vs. Sox	2	357	7/10/03	Trachsel	at NYM	1
238	5/15/01	Petkovsek	at Tex.	0	298	6/4/02	Reed	at Min.	0	358	7/19/03	Hernandez	vs. Mon.	1
239	5/20/01	Valdez	at Ana.	0	299	6/4/02	Reed	at Min.	0	359	7/21/03	Heilman	vs. NYM	1
240	5/24/01	Santos	vs. Det.	1	300	6/5/02	Milton	at Min.	0	360	7/23/03	Clement	at Cubs	1

THOME'S CAREER HOME RUN LOG

No.	Date	Pitcher	Opp	On
361	7/26/03	Looper	at Fla.	2
362	8/9/03	Hermanson	at S.F.	0
363	8/13/03	Sheets	vs. Mil.	2
364	8/13/03	DeJean	vs. Mil.	0
365	8/15/03	Borbon	vs. STL	1
366	8/16/03	Haren	vs. STL	1
367	8/17/03	Tomko	vs. STL	1
368	8/19/03	Obermuller	at Mil.	1
369	8/22/03	Haren	at STL	0
370	8/22/03	Kline	at STL	1
371	8/31/03	Seo	at NYM	0
372	9/2/03	Vazquez	vs. Mon.	0
373	9/3/03	Darensbourg	vs. Mon.	0
374	9/12/03	Corey	at Pit.	1
375	9/16/03	Tejera	vs. Fla.	1
376	9/17/03	Redman	vs. Fla.	1
377	9/18/03	Fox	vs. Fla.	0
378	9/21/03	Harang	vs. Cin.	2
379	9/25/03	Penny	at Fla.	1
380	9/27/03	Hampton	vs. Atl.	0
381	9/27/03	Cunnane	vs. Atl.	0
382	4/16/04	Cordero	vs. Mon.	0
383	4/18/04	Fikac	vs. Mon.	1
384	4/21/04	Pavano	vs. Fla.	1
385	4/22/04	Oliver	vs. Fla.	0
386	4/23/04	Vargas	at Mon.	0
387	4/29/04	Carpenter	at STL	1
388	4/30/04	Dessens	vs. Ariz.	0
389	5/4/04	Carpenter	vs. STL	0
390	5/6/04	Suppan	vs. STL	0
391	5/7/04	Johnson	at Ariz.	0
392	5/18/04	Alvarez	vs. LAD	0
393	5/30/04	Almanza	vs. Atl.	1
394	6/3/04	Thomson	at Atl.	0
395	6/6/04	Wright	at Atl.	1
396	6/8/04	Buehrle	at Sox	2
397	6/8/04	Jackson	at Sox	2
398	6/9/04	Garland	at Sox	1
399	6/12/04	Silva	at Min.	0
400	6/14/04	Acevedo	vs. Cin.	1
401	6/15/04	Urbina	vs. Det.	0
402	6/19/04	Greinke	vs. K.C.	0
403	6/20/04	Reyes	vs. K.C.	1
404	6/20/04	Reyes	vs. K.C.	1
405	6/23/04	Kim	at Mon.	0
406	6/25/04	Martinez	at Bos.	0
407	6/26/04	Arroyo	at Bos.	1
408	6/30/04	Day	vs. Mon.	1
409	7/8/04	Ginter	vs. NYM	1
410	7/16/04	Seo	at NYM	1
411	7/17/04	Parra	at NYM	2
412	7/19/04	Hampton	at Atl.	0
413	8/3/04	Beck	at S.D.	0
414	8/7/04	Dreifort	at LAD	0
415	8/11/04	Jennings	vs. Col.	1
416	8/11/04	Simpson	vs. Col.	0
417	8/19/04	Hernandez	vs. Hou.	1
418	8/20/04	Burba	at Mil.	0
419	8/23/04	Gallo	at Hou.	1
420	8/30/04	Takatsu	at Sox	1

No.	Date	Pitcher	Opp	On
421	9/8/04	Martin	at Atl.	2
422	9/14/04	White	at Cin.	0
423	9/23/04	Beckett	at Fla.	2
424	4/21/05	Kennedy	vs. Col.	1
425	5/27/05	Smoltz	at Atl.	2
426	6/4/05	Valverde	vs. Ariz.	0
427	6/9/05	Astacio	vs. Tex.	0
428	6/10/05	Santos	vs. Mil.	1
429	6/22/05	Zambrano	vs. NYM	0
430	6/23/05	Ishii	vs. NYM	0
431	4/2/06	Cabrera	vs. Cle.	1
432	4/4/06	Westbrook	vs. Cle.	0
433	4/9/06	Elarton	at K.C.	0
434	4/10/06	Bonderman	at Det.	1
435	4/12/06	Robertson	at Det.	0
436	4/13/06	Verlander	at Det.	0
437	4/16/06	Towers	vs. Tor.	1
438	4/21/06	Santana	vs. Min.	1
439	4/22/06	Crain	vs. Min.	1
440	4/29/06	Donnelly	at LAA	0
441	5/4/06	Hernandez	vs. Sea.	2
442	5/5/06	Burgos	vs. K.C.	1
443	5/6/06	Hernandez	vs. K.C.	2
444	5/9/06	Gregg	vs. LAA	2
445	5/14/06	Silva	at Min.	0
446	5/16/06	Harper	at T.B.	1
447	5/19/06	Maddux	vs. Cubs	0
448	5/23/06	Saarloos	vs. Oak.	0
449	5/29/06	Lee	at Cle.	1
450	5/29/06	Mota	at Cle.	1

No.	Date	Pitcher	Opp	On
451	6/7/06	Verlander	vs. Det.	0
452	6/15/06	Mahay	at Tex.	0
453	6/21/06	Marquis	vs. STL	1
454	6/22/06	Reyes	vs. STL	0
455	6/29/06	Hernandez	at Pit.	1
456	7/1/06	Maddux	at Cubs	1
457	7/2/06	Zambrano	at Cubs	0
458	7/6/06	Ortiz	vs. Bal.	3
459	7/6/06	Ortiz	vs. Bal.	1
460	7/8/06	Beckett	vs. Bos.	0
461	7/15/06	Mussina	at NYY	2
462	7/22/06	Washin	vs. Tex.	0
463	7/27/06	Santana	vs. Min.	0
464	8/7/06	Carrasco	vs. LAA	0
465	8/11/06	Verlander	vs. Det.	1
466	8/14/06	Redman	vs. K.C.	1
467	9/3/06	Peralta	at K.C.	1
468	9/4/06	Tavarez	at Bos.	0
469	9/6/06	Snyder	at Bos.	0
470	9/18/06	Rodney	vs. Det.	0
471	9/19/06	Verlander	vs. Det.	0
472	9/23/06	Hernandez	vs. Sea.	1

Source: David Vincent, Society For American Baseball Research

Home Run Breakdown By Season

Year	No.	Home	Road	LHP	RHP	1R	2R	3R	GS	M/A	M	JN	JL	AG	S/O
1991	1	0	1	0	1	0	1	0	0	—	—	—	—	—	1
1992	2	1	1	0	2	2	0	0	0	—	0	1	1	0	—
1993	7	5	2	2	5	6	1	0	0	—	—	—	—	2	0
1994	20	10	10	2	18	13	5	2	0	3	3	4	8	2	5
1995	25	13	12	3	22	14	5	6	0	0	8	8	4	1	4
1996	38	18	20	7	31	21	9	7	1	4	6	5	6	11	6
1997	40	17	23	4	36	27	9	3	1	5	5	12	5	9	4
1998	30	18	12	7	23	15	11	4	0	4	9	8	8	0	1
1999	33	19	14	6	27	16	12	2	3	4	3	4	6	9	7
2000	37	21	16	6	31	26	9	2	0	6	8	9	4	5	5
2001	49	30	19	4	45	26	19	4	0	3	8	10	12	10	6
2002	52	30	22	12	40	32	10	8	2	7	7	10	7	11	10
2003	47	28	19	10	37	21	20	6	0	4	8	9	6	10	10
2004	42	19	23	12	30	20	17	5	0	7	5	15	4	8	3
2005	7	6	1	2	5	4	2	1	0	1	1	5	—	—	—
2006	42	25	17	6	36	20	17	4	1	10	10	5	8	3	6
Total	472	260	212	83	389	263	147	54	8	58	81	105	79	81	68

THOME'S HOME RUN VICTIMS

PLAYERS

Top 10 Victims

Rick Reed	9
Roger Clemens	8
Eric Milton	6
Mike Mussina	5
Bobby Witt	6
Brad Radke	5
Scott Erickson	4
Orlando Hernandez	4
Tim Hudson	4
Justin Verlander	4
John Wasdin	4

Alphabetical (320)

Jim Abbott	1
Paul Abbott	1
Jose Acevedo	1
Juan Acevedo	1
Willie Adams	1
Jeremy Afeldt	1
Rick Aguilera	2
Scott Aldred	1
Armando Almanza	1
Wilson Alvarez	1
Brian Anderson	1
Kevin Appier	2
Bronson Arroyo	1
Pedro Astacio	2
Manny Aybar	1
James Baldwin	1
Miguel Batista	1
Rod Beck	1
Josh Beckett	2
Kevin Beirne	1
Jason Bere	2
Sean Bergman	2
Brian Bevil	1
Rocky Biddle	1
Willie Blair	1
Jeremy Bonderman	1
Ricky Bones	1
Jung Bong	1
Pedro Borbon	1
Dave Borkowski	1
Shawn Boskie	2
Scott Brow	1
Jim Brower	1
Kevin Brown	2
Mark Buehrle	2
Dave Burba	1
Ambioris Burgos	1
John Burkett	1
Terry Burrows	1
Paul Byrd	1
Fernando Cabrera	1
Chris Carpenter	2
Cris Carpenter	1
Hector Carrasco	1
Frank Castillo	2
Mark Clark	1
Roger Clemens	8
Matt Clement	1
David Cone	2
Brian Cooper	1
Chad Cordero	1
Mark Corey	1
Jesse Crain	1

Will Cunnane	1
Jeff D'Amico	1
Vic Darenbourg	1
Ron Darling	1
Danny Darwin	2
Joe Dawley	2
Zach Day	1
Mike DeJean	1
Elmer Dessens	1
John Dettmer	1
Jason Dickson	1
John Doherty	3
Brendan Donnelly	1
Sean Douglass	1
Doug Drabek	2
Darren Dreifort	2
Scott Elarton	1
Cal Eldred	2
Scott Erickson	4
Shawn Estes	1
Hector Fajardo	1
Steve Farr	1
Alex Fernandez	2
Oswaldo Fernandez	1
Jeremy Fikac	1
Chuck Finley	1
Tony Fiore	1
Keith Foulke	2
Chad Fox	1
Mike Fyhrle	1
Eddie Gaillard	1
Mike Gallo	1
Rich Garces	1
Ramon Garcia	1
Mike Gardiner	1
Jon Garland	1
Matt Ginter	1
Gary Glover	2
Greg Gohr	2
Andrew Good	2
Dwight Gooden	1
Tom Gordon	3
Kevin Gregg	1
Zack Greinke	1
Seth Greisinger	1
Buddy Groom	2
Jim Guzman	1
John Habyan	1
John Halama	1
Mike Hampton	2
Chris Haney	1
Aaron Harang	2
Dan Haren	2
Mike Harkey	1
Travis Harrisch	1
Prete Harper	1
LaTroy Hawkins	1
Jimmy Haynes	1
Aaron Heilman	1
Rick Helling	1
Doug Henry	1
Pat Hentgen	3
Dustin Hermanson	1
Carlos Hernandez	1
Felix Hernandez	2
Livan Hernandez	1
Orlando Hernandez	4

Roberto Hernandez	1
Runelvys Hernandez	1
Erik Hiljus	1
Chris Holt	1
Bob Howry	2
Tim Hudson	4
Mark Hutton	1
Hideki Irapu	1
Kazuhiisa Ishii	1
Michael Jackson	1
Mike James	1
Jason Jennings	1
Miguel Jimenez	1
Adam Johnson	2
Jason Johnson	1
Randy Johnson	1
Doug Jones	1
Todd Jones	3
Scott Kamieniecki	1
Steve Karsay	1
Joe Kennedy	1
Jason Kershner	1
Masao Kida	1
Darryl Kile	1
Sun-Woo Kim	1
Ray King	1
Steve Kline	1
Tim Leary	1
Cliff Lee	1
Craig Lefferts	1
Al Leiter	1
Al Levine	1
Jon Lieber	1
Derek Lilliquist	1
Jose Lima	2
Felipe Lira	1
Graeme Lloyd	1
Kyle Lohse	1
BradenLooper	1
Sean Lowe	2
Greg Maddux	2
Mike Maddux	1
Ron Mahay	1
Pat Mahomes	1
Jason Marquis	1
Tom Martin	1
Pedro Martinez	1
Ramon Martinez	1
T.J. Mathews	2
Brian Maxy	1
Darrell May	1
Joe Mays	3
Greg McCarthy	1
Allen McDill	1
Ben McDonald	2
Jack McDowell	2
Gil Meche	1
Ramiro Mendoza	2
Jose Mercedes	1
Wade Miller	2
Eric Milton	6
Dave Mlicki	1
Brian Moehler	2
Rich Montealeone	1
Jeff Montgomery	1
Matt Morris	3
Guillermo Mota	1

Jamie Moyer	2
Terry Mulholland	1
Mike Mussina	6
Jaime Navarro	1
Hideo Nomo	2
Rafael Nova	1
Wes Obermuller	3
Darren Oliver	2
Gregg Olson	2
Mike Oquist	1
Ramon Ortiz	1
Russ Ortiz	2
Roy Oswalt	1
Lance Painter	1
Jose Parra	1
Danny Patterson	1
Carl Pavano	1
Roger Pavlik	1
Brad Penny	1
Joel Peralta	1
Troy Perovich	3
Matt Perisho	1
Dan Perkins	1
Robert Person	2
Chris Peters	1
Mark Petkovsek	1
Sidney Ponson	3
Brian Powell	3
Luke Prokopec	1
Brandon Puffer	1
Paul Quantrill	1
Brad Radke	1
Jason Rakers	5
Pat Rapp	1
Mark Redman	2
Rick Reed	9
Dan Reichert	1
Chris Reisma	2
Anthony Reyes	1
Dennis Reyes	2
Brad Rigby	2
Todd Ritchie	3
Mariano Rivera	1
Nate Robertson	1
Fernando Rodney	1
Frankie Rodriguez	1
Kenny Rogers	1
Jose Rosado	2
Ryan Rupe	1
Glendon Rusch	1
Kirk Saarloos	2
A.J. Sager	2
Scott Sanderson	3
Johan Santana	3
Julio Santana	1
Victor Santos	3
Scott Sauerbeck	1
Bob Scanlan	1
Curt Schilling	1
Erik Schullstrom	1
Aaron Sele	2
Jaе Weong Seo	2
Ben Sheets	2
Keith Shepherd	1
Jason Shiehl	1
Carlos Silva	2
Bill Simas	2

Allan Simpson	1
Mike Sirota	1
John Smoltz	1
Kyle Snyder	1
Jorge Sosa	1
Steve Sparks	3
Paul Spoljaric	1
Dennis Springer	1
Garrett Stephenson	1
Dave Stevens	1
Pat Strange	1
Tanyon Sturtze	1
Jeff Suppan	3
Mac Suzuki	3
Greg Swindell	1
Shingo Takatsu	1
Kevin Tapani	1
Julian Tavarez	1
Michael Tejera	1
Bob Tewksbury	1
Justin Thompson	2
John Thomson	1
Mike Timlin	1
Brett Tomko	1
Josh Towers	1
Steve Trachsel	3
Ugueth Urbina	2
Ismael Valdez	1
Jose Valverde	1
Todd Van Poppel	1
Claudio Vargas	1
Javier Vazquez	2
Dave Veres	1
Justin Verlander	4
Ron Villone	1
Luis Vizcaino	1
Tim Wakefield	2
Bryan Ward	1
John Wasdin	4
Jarrod Washburn	2
Jeff Weaver	1
Bill Wegman	1
David Wells	2
Kip Wells	1
Don Wengert	1
Jake Westbrook	1
John Wetteland	1
Gabe White	2
Brian Williams	1
Woody Williams	3
Kris Wilson	1
Paul Wilson	2
Bobby Witt	6
Bob Wolcott	1
Brad Woodall	1
Dan Wright	1
Jaret Wright	1
Esteban Yan	1
Carlos Zambrano	1
Victor Zambrano	1
Jeff Zimmerman	1

Source: David Vincent Society For American Baseball Research

JIM THOME MISCELLANEOUS HOME RUN DATA

PLAYERS

Split	No.	Pct.
Home	260	55.1
Road	212	44.9
Day	134	28.4
Night	338	71.6
vs. Left	83	17.6
vs. Right	389	82.4
Grass	397	84.1
Turf	75	15.9
Pre-ASG	271	57.4
Post ASG	201	42.6
Interleague	52	11.0
Intraleague	420	89.0

Park (37)	No.	Pct.
Jacobs	178	37.7
U.S. Cellular	43	9.1
Veterans	28	5.9
Citizens	25	5.3
Metrodome	24	5.1
Fenway	19	4.0
Camden Yards	11	2.3
Kauffman	11	2.3
Tiger	11	2.3
Yankee	11	2.3
Ameriquest	10	2.1
Comerica	10	2.1
McAfee	9	1.9
Rogers	9	1.9
Angel	8	1.7
Tropicana	7	1.5
Municipal	6	1.3
County	6	1.3
Turner	6	1.3
Old Busch	5	1.1
Shea	5	1.1
Chase	3	0.6
Dolphins	3	0.6
Wrigley	3	0.6
Cinergy	2	0.4
Dodger	2	0.4
Kingdome	2	0.4
Miller	2	0.4
Minute Maid	2	0.4
Olympic	2	0.4
Arlington	1	0.2
Great American	1	0.2
PETCO	1	0.2
PNC	1	0.2
SAFECO	1	0.2
SBC	1	0.2
Three Rivers	1	0.2

Opponent (30)	No.	Pct.
Arizona	8	1.9
Atlanta	11	2.6
Baltimore	20	4.2
Boston	31	6.5
Chicago-AL	41	9.5
Chicago-NL	6	0.7
Cincinnati	8	1.9
Cleveland	4	0.8
Colorado	3	0.7
Detroit	49	9.8
Florida	9	1.9
Houston	7	1.6
Kansas City	33	7.0

Opponent (30)	No.	Pct.
Los Angeles-AL	21	4.5
Los Angeles-NL	3	0.6
Milwaukee	20	4.2
Minnesota	46	9.7
Montreal	9	1.9
New York-AL	23	4.9
New York-NL	11	2.3
Oakland	23	4.9
Pittsburgh	5	1.1
St. Louis	18	3.8
San Diego	1	0.2
San Francisco	2	0.4
Seattle	10	2.1
Tampa Bay	11	2.3
Texas	21	4.5
Toronto	18	3.8

Month	No.	Pct.
April	58	12.3
May	81	17.2
June	105	22.2
July	79	16.7
August	81	17.2
Sept./Oct.	68	14.4

Day	No.	Pct.
Sunday	66	14.0
Monday	41	8.7
Tuesday	75	15.9
Wednesday	77	16.3
Thursday	60	12.7
Friday	76	16.1
Saturday	77	16.3

Men On	No.	Pct.
0	263	55.7
1	148	31.4
2	53	11.2
3	8	1.7

Position	No.	Pct.
1B	310	65.7
3B	93	21.6
DH	66	14.0
PH	3	0.6

Order	No.	Pct.
3rd	111	23.5
4th	167	35.4
5th	113	26.3
6th	41	9.5
7th	22	5.1
8th	15	3.5
9th	3	0.6

Inning	No.	Pct.
1st	58	12.3
2nd	54	11.4
3rd	48	10.2
4th	71	15.6
5th	47	8.7
6th	56	11.9
7th	44	9.3
8th	54	11.4
9th	31	6.6
X	9	1.9

Count	No.	Pct.
0-0	68	14.4
0-1	21	4.4
0-2	11	2.3
1-0	52	11.0
1-1	58	12.3
1-2	31	6.6
2-0	29	6.1
2-1	40	8.5
2-2	38	8.1
3-0	14	3.0
3-1	37	7.8
3-2	63	13.3

Thome's MultiHR Games

No.	Date	Opp.	Pitcher
2	6/22/94	at Det.	Doherty (2)
3	7/22/94	vs. Sox	Bere/Sanderson (2)
2	5/21/96	vs. Mil.	McDonald/Garcia
2	8/18/96	vs. Det.	Williams/Olson
2	9/12/96	vs. Cal.	Boskie/Gohr
2	6/3/97	vs. Sox	Darwin (2)
2	6/23/97	vs. Min.	Radke (2)
2	8/23/97	at Oak.	Rigby/Mathews
2	6/19/98	vs. NYY	Cone/Lloyd
2	6/25/98	vs. STL	Aybar/Witt
2	8/3/99	at Bos.	Martinez/Wakefield
2	6/21/00	at Sox	Baldwin/Beime
2	6/27/00	at K.C.	Suzuki/Balistera
2	7/17/00	vs. Hou.	Miller (2)
2	7/19/00	vs. K.C.	Suzuki (2)
3	7/6/01	vs. STL	Morris (2), James
2	8/5/01	vs. Sea.	Sele/Halama
2	8/16/01	vs. Min.	Johnson (2)
2	9/4/01	at Bos.	Nomo (2)
2	5/30/02	vs. Det.	Greisinger/Lima
2	6/4/02	at Min.	Reed
2	7/26/02	vs. Det.	Powell/Santana
2	8/28/02	vs. Det.	Powell
2	9/25/02	at Min.	Reed
2	4/9/03	vs. Atl.	Dawley
2	5/6/03	at Ari.	Good
2	6/21/03	vs. Bos.	Timlin/Shiell
2	8/13/03	vs. Mil.	Sheets/DeJean
2	8/22/03	at STL	Haren/Kline
2	9/27/03	vs. Atl.	Hampton/Cunnane
2	6/8/04	at Sox	Buehrle/Jackson
2	6/20/04	vs. K.C.	Reyes
2	8/11/04	vs. Col.	Jennings/Simpson
2	5/29/06	at Cle.	Lee/Mota
2	7/6/06	vs. Bal.	Ortiz (2)

Thome's Milestone HR

No.	Date	Opp.	Pitcher
1	10/4/91	at NYY	Steve Farr
100	5/14/97	at Tex.	Bobby Witt
200	4/15/00	vs. Tex.	Mark Clark
300	6/5/02	at Min.	Eric Milton
400	6/14/04	vs. Cin.	Jose Acevedo

MATT THORNTON

37



Given Name: Matthew J. Thornton

Position: Pitcher

Bats: Left

Throws: Left

Height: 6-6

Weight: 230

Opening Day Age: 30

Born: September 15, 1976, Three Rivers, Mich.

Resides: Peoria, Ariz.

First Pro Contract: Seattle Mariners, selected in the first round (22nd overall), June 1998 First-Year Player Draft.

Sox Acquisition: Obtained from the Seattle Mariners in exchange for outfielder Joe Borchard, March 20, 2006.

Major League Service: Two years, 129 days.

Contract Status: Signed through 2007.

■ **2006:** Went 5-3 with a 3.33 ERA (20 ER/54.0 IP) and two saves in 63 relief appearances in his first season with the White Sox ... the 63 games ranked eighth among American League left-handers ... was acquired from Seattle in exchange for outfielder Joe Borchard on 3/20 ... established career highs in wins, saves, holds (18) and appearances ... the 18 holds rank 10th on the club's all-time, single-season list ... led the Sox and tied for ninth in the AL in holds ... converted 2-5 save opportunities ... averaged 3.5 walks per 9.0 IP (21 BB), down from 6.6 in 2005 ... four of his walks were intentional ... was 3-1 with a 2.73 ERA (9 ER/29.2 IP) and two saves at home, compared to 2-2 with a 4.07 ERA (11 ER/24.1 IP) and two blown saves on the road ... allowed four of five home runs at home and vs. right-handers ... averaged 9.7 strikeouts per 9.0 IP (34 SO/31.2 IP) prior to the All-Star Break, and 6.0 per 9.0 IP (15 SO/22.1 IP) in the second half ... opponents hit .229 (46-201) and lefties .211 (16-76) ... limited first batters faced to a .224 (13-58) average ... allowed 27.1 percent (13-48) of his inherited runners to score ... 50 of his 63 appearances were scoreless ... threw at least 1.0 IP 32 times ... pitched in back-to-back games 11 times and with one day of rest 24 times ... held the opposition's No. 3-6 hitters to a .171 (18-105) average ... did not allow a run in seven appearances against Detroit (6.0 IP) ... threw 1.0 scoreless IP in his Sox debut on Opening Night vs. Cleveland ... went a season-high 2.2 IP on 4/7 at Kansas City ... issued three intentional walks in that game, the most by a White Sox pitcher since Wayne Edwards on 5/1/91 at Milwaukee ... did not pitch between 4/14-28 due to a sore lower back ... his string of eight scoreless outings (9.0 IP) ended on 6/1 at Cleveland, suffering his first loss (3 ER/1.0 IP) ... recorded his first victory on 6/9 vs. Cleveland ... earned his first career save on 7/6 vs. Baltimore ... did not record a strikeout in 13 consecutive outings from 7/28-8/26 (10.0 IP) ... registered his second save on 9/9 vs. Cleveland ... did not allow a run in 10 of his last 11 outings (6.1 IP).

White Sox Single-Season Holds Leaders

Name	Year	Holds
Barry Jones	1990	30
Kelly Wunsch	2000	25
Cliff Politte	2005	23
Damaso Marte	2005	22
Keith Foulke	1999	22
Damaso Marte	2004	21
Bob Howry	2001	21
Cliff Politte	2004	19
Bob Howry	1998	19
Matt Thornton	2006	18

MAJOR LEAGUE HIGHLIGHTS

■ **2005:** Went 0-4 with a 5.21 ERA (33 ER/57.0 IP) in 55 relief appearances in his first full season with Seattle ... limited opponents to a .248 (54-218) average, including a .235 (27-115) mark vs. right-handers ... averaged 9.0 strikeouts per 9.0 IP (57 SO) ... was 0-1 in save situations and notched five holds ... 37 of his 55 appearances were scoreless ... did not allow a run in seven occasions when pitching in consecutive games (6.1 IP) ... posted an 8.20 ERA (17 ER/18.2 IP) during the day, compared to a 3.76 (16 ER/38.1 IP) at night ... first batters hit .277 (13-47) ... allowed 34.1 percent (14-41) of inherited runners to score ... lasted at least 1.0 IP on 31 occasions, including a season-high 3.1 IP on 4/10 vs. Texas and 7/28 vs. Cleveland ... struck out at least two batters 13 times ... was charged with the loss in his first two outings, allowing five runs in 3.2 IP ... matched his career high with five strikeouts on 5/17 vs. the Yankees (3.0 IP) ... surrendered three homers and six runs in a loss on 5/11 at the Yankees ... made 13 scoreless appearances from 5/27-6/28 (8.1 IP) ... posted a 2.45 ERA (2 ER/7.1 IP) in June ... suffered blown save and loss on 8/29 vs. the Yankees (1 ER/1.0 IP).

■ **2004:** Split the season between Class AAA Tacoma and Seattle ... went 1-2 with a 4.13 ERA (15 ER/32.2 IP) in 19 games (one start) with the Mariners ... was used mostly out of the bullpen for the first time since 2000 ... gave up just two home runs ... began the season with the Rainiers ... was recalled from Tacoma on 4/26, but did not pitch ... was optioned back to Tacoma on 4/29 ... was recalled for the second time on 6/25 and appeared in three games ... made his major-league debut on 6/27 vs. San Diego, tossing 4.0 scoreless IP ... suffered the loss in his lone start on 7/10 at the White Sox (3 ER/5.0 IP) ... issued seven walks ... picked up first win and struck out five on 8/28 vs. Kansas City (0 ER/3.0 IP) ... did not allow a run in his final seven games (7.2 IP) ... was 0-1 with a 1.54 ERA in 10 games registered with Lara of the Venezuelan Winter League.

MINOR LEAGUE HIGHLIGHTS

■ **2004:** Went 7-5 with a 5.42 ERA (50 ER/83.0 IP) in 16 games (15 starts) with Class AAA Tacoma ... totaled 63 walks and 74 strikeouts ... surrendered just four home runs ... began the season with the Rainiers ... struck out a season-high 11 batters on 6/20 at Sacramento ... registered his only complete game on 7/18 at Fresno (L, 2 ER/8.0 IP).

■ **2003:** Began the season on the disabled list after undergoing "Tommy John" surgery in the offseason ... combined to go 3-2 with a 2.70 ERA (13 ER/43.1 IP) in eight starts with Class A Inland Empire, Class AA San Antonio and Tacoma ... was reinstated from the disabled list on 5/12 ... struck out a season-high nine batters on 5/17-1 vs. Lake Elsinore (4.2 IP) ... was promoted to San Antonio on 5/19 and went 3-0 with a 0.36 ERA (1 ER/25.0 IP) and 18 strikeouts in four starts ... was placed on the disabled list on 6/24 with cervical spine herniation and missed the remainder of the season.

■ **2002:** Missed the majority of the season with left elbow problems ... was 1-5 with a 3.63 ERA (25 ER/62.0 IP) in 12 starts with San Antonio ... opponents batted .237, including a .196 (9-46) average by left-handers ... was placed on the disabled list on 6/5 with left elbow tendinitis and missed the remainder of the season ... underwent "Tommy John" surgery in June.

■ **2001:** Was named the Mariners Minor League Pitcher of the Year after going 14-7 with a 2.52 ERA (44 ER/157.0 IP) and 192 strikeouts in 27 starts with Class A San Bernardino ... led the Seattle farm system in strikeouts and ranked second in victories ... averaged 11.0 strikeouts per 9.0 IP ... earned California League Pitcher of the Year honors ... led the CL in strikeouts, ranked second in wins and third in ERA and strikeouts per 9.0 IP ... established a career high in wins, starts, IP and strikeouts ... was named the CL Player of the Week for 5/7-13 ... struck out 13 on 7/21 vs. San Jose (6.0 IP).

■ **2000:** Spent his second season with Class A Wisconsin ... went 6-9 with a 4.01 ERA in 26 games (17 starts) ... began the season working out of the bullpen ... was on the disabled list from 6/2-23 with left triceps tendinitis ... was used as a starting pitcher upon his return from the disabled list.

■ **1999:** Posted a 4.91 ERA in 25 games (one start) in his first season with Wisconsin ... made his only start on 7/17-2 vs. Clinton (2 ER/2.0 IP).

■ **1998:** Made his professional debut with Advanced Rookie Everett ... appeared in only two games before missing the remainder of the season with pain in his left elbow ... was signed by Mariners scout Ken Madeja.

MISCELLANEOUS/PERSONAL

■ Single ... attended Grand Valley State on a basketball scholarship ... played basketball and baseball for three seasons with the Lakers ... went 0-1 with a 2.61 ERA and three saves and 33 strikeouts in 20.2 IP as a junior ... is a 1995 graduate of Centreville High School in Centreville, Mich. ... lettered in both baseball and basketball all four years of high school.

YEAR	CLUB	W-L	PCT	ERA	G	GS	CG	SHO	SV	IP	H	R	ER	HR	HB	BB-I	SO	WP	BK
1998	Everett	0-0	.000	27.00	2	0	0	0	0	1.1	1	4	4	0	0	3-0	0	0	0
1999	Wisconsin	0-0	.000	4.91	25	1	0	0	1	29.1	39	19	16	1	0	25-0	34	5	0
2000	Wisconsin	6-9	.400	4.01	26	17	0	0	0	103.1	94	59	46	2	6	72-1	88	12	2
2001	San Bernardino	14-7	.667	2.52	27	27	0	0	0	157.0	126	56	44	9	11	60-0	*192	12	0
2002	San Antonio	1-5	.167	3.63	12	12	0	0	0	62.0	52	31	25	3	5	29-0	44	8	0
2003	Inland Empire	0-0	.000	4.00	2	2	0	0	0	9.0	9	4	4	2	1	4-0	14	0	0
	San Antonio	3-0	1.000	0.36	4	4	0	0	0	25.1	8	3	1	0	0	9-0	18	0	0
	Tacoma	0-2	.000	8.00	2	2	0	0	0	9.0	14	11	8	2	0	3-0	5	1	0
2004	Tacoma	7-5	.583	5.20	16	15	1	0	0	83.0	85	58	48	4	6	63-1	74	10	0
	SEATTLE	1-2	.333	4.13	19	1	0	0	0	32.2	30	15	15	2	0	25-1	30	2	0
2005	SEATTLE	0-4	.000	5.21	55	0	0	0	0	57.0	54	33	33	13	0	42-2	57	7	0
2006	WHITE SOX	5-3	.625	3.33	63	0	0	0	2	54.0	46	20	20	5	1	21-4	49	1	0
MINOR TOTALS		31-28	.525	3.68	116	80	1	0	1	479.1	428	245	196	23	29	268-2	469	48	2
A.L. TOTALS		6-9	.400	4.26	137	1	0	0	2	143.2	130	68	68	20	1	88-7	136	10	0
M.L. TOTALS		6-9	.400	4.26	137	1	0	0	2	143.2	130	68	68	20	1	88-7	136	10	0

*Led League

- Selected by Seattle in the first round (22nd overall) of the First-Year Player Draft (6/98).
- On Class A Wisconsin disabled list with left triceps tendinitis (6/2-23/00).
- On Class AA San Antonio disabled list left elbow tendinitis (6/5/02-remainder of season).
- On Class AAA Tacoma disabled list following left elbow surgery (4/3-5/12/03).
- On Class AAA Tacoma disabled list with herniation of cervical spine (6/24/03-remainder of season).
- Traded by Seattle to the White Sox in exchange for outfielder Joe Borchard (3/20/06).

Save Pct. — Career: 2-6 (33.3); **2006:** 2-5 (40.0); **2005:** 0-1 (0.0); **2004:** 0-0 (0.0).

Holds — Career: 23; **2006:** 18; **2005:** 5; **2004:** 0.

Inherited Runners/Scored — Career: 93-28 (30.1); **2006:** 48-13 (27.1); **2005:** 41-14 (34.1); **2004:** 4-1 (25.0).

First Batter Efficiency — Career: 28-120 (.233); **2006:** 13-58 (.224); **2005:** 13-47 (.277); **2004:** 2-15 (.133).

THORNTON'S STATISTICAL BREAKDOWN

	2006						CAREER					
	ERA	W-L	SV	IP	ER	SO	ERA	W-L	SV	IP	ER	SO
Baltimore	0.00	1-0	1	3.1	0	3	1.50	1-0	1	6.0	1	7
Boston	0.00	0-0	0	3.2	0	5	1.42	0-0	0	6.1	1	9
Chicago-AL	—	—	—	—	—	—	4.09	0-1	0	11.0	5	11
Cleveland	4.70	2-1	1	7.2	4	7	6.75	2-1	1	14.2	11	13
Detroit	0.00	0-0	0	6.0	0	3	5.87	0-0	0	7.2	5	4
Kansas City	9.64	0-0	0	4.2	5	3	7.71	1-0	0	11.2	10	10
Los Angeles-AL	6.75	0-0	0	2.2	2	3	1.46	0-0	0	12.1	2	12
Minnesota	1.69	0-1	0	5.1	1	3	3.27	0-2	0	11.0	4	11
New York-AL	16.20	0-0	0	1.2	3	0	10.24	0-2	0	9.2	11	8
Oakland	6.75	0-1	0	2.2	2	2	4.22	0-1	0	10.2	5	8
Seattle	5.40	0-0	0	1.2	1	2	5.40	0-0	0	1.2	1	2
Tampa Bay	2.25	0-0	0	4.0	1	4	1.35	0-0	0	6.2	1	6
Texas	0.00	0-0	0	2.2	0	4	1.46	0-1	0	12.1	2	17
Toronto	0.00	0-0	0	1.1	0	1	3.60	0-0	0	5.0	2	3
Interleague	1.35	2-0	0	6.2	1	9	3.71	2-1	0	17.0	7	15
Chicago-NL	0.00	0-0	0	1.1	0	2	0.00	0-0	0	1.1	0	2
Cincinnati	0.00	1-0	0	1.0	0	1	0.00	1-0	0	1.0	0	1
Florida	—	—	—	—	—	—	—	0-0	0	0.0	0	0
Houston	0.00	1-0	0	2.1	0	3	0.00	1-0	0	2.1	0	3
New York-NL	—	—	—	—	—	—	0.00	0-0	0	0.2	0	0
Pittsburgh	0.00	0-0	0	1.0	0	3	0.00	0-0	0	1.0	0	3
St. Louis	9.00	0-0	0	1.0	1	0	16.20	0-1	0	3.1	6	3
San Diego	—	—	—	—	—	—	1.35	0-0	0	6.2	1	3
Washington	—	—	—	—	—	—	0.00	0-0	0	0.2	0	0
Home	2.73	3-1	2	29.2	9	28	3.66	4-4	2	78.2	32	79
Road	4.07	2-2	0	24.1	11	21	4.98	2-5	0	65.0	36	57
Day	2.04	1-1	0	17.2	4	18	3.91	2-3	0	48.1	21	44
Night	3.96	4-2	2	36.1	16	31	4.44	4-6	2	95.1	47	92
Grass	3.70	5-3	2	48.2	20	44	4.44	6-9	2	133.2	66	126
Turf	0.00	0-0	0	5.1	0	5	1.80	0-0	0	10.0	2	10
Pre-ASG	3.13	3-1	1	31.2	11	34	4.42	3-6	1	73.1	36	71
Post-ASG	3.63	2-2	1	22.1	9	15	4.09	3-3	1	70.1	32	65
March/April	3.18	0-0	0	5.2	2	6	4.02	0-2	0	15.2	7	15
May	3.27	0-0	0	11.0	4	11	5.32	0-1	0	22.0	13	27
June	4.50	3-1	0	10.0	5	10	2.95	3-1	0	21.1	7	15
July	1.74	1-0	1	10.1	2	14	6.04	1-2	1	28.1	19	31
August	4.35	0-1	0	10.1	5	1	4.34	1-2	0	29.0	14	21
Sept./Oct.	2.70	1-1	1	6.2	2	7	2.63	1-1	1	27.1	8	27

THORNTON'S CAREER BY PARK


Park	ERA	W-L	IP	ER	SO
Camden Yards	0.00	1-0	1.2	0	0
Fenway	3.38	0-0	2.2	1	4
U.S. Cellular	2.97	3-2	39.1	13	38
Jacobs Field	7.36	0-1	3.2	3	4
Comerica	6.00	0-0	6.0	4	4
Kauffman	8.44	0-0	5.1	5	2
Angel	0.00	0-0	6.2	0	5
Metrodome	0.00	0-0	3.0	0	3
McAfee	6.35	0-1	5.2	4	5
Yankee	30.86	0-1	2.1	8	2
SAFECO	4.22	1-3	49.0	23	51
Tropicana	0.00	0-0	3.0	0	4
Amerquest	0.00	0-0	4.0	0	4
Rogers Centre	4.50	0-0	4.0	2	3
Wrigley	0.00	0-0	0.1	0	0
Great American	0.00	1-0	1.0	0	1
Dolphin	—	0-0	0.0	0	0
PNC	0.00	0-0	1.0	0	3
PETCO	0.00	0-0	2.0	0	0
old Busch	19.29	0-1	2.1	5	3
RFK	0.00	0-0	0.2	0	0

Thornton's Game Bests

Hits, Reliever — 0 (8/28/04 vs. K.C., 3.0 IP)
SO, Reliever — 5 (2x, last 5/17/05 vs. NYY, 3.0 IP)
BB, Reliever — 0 (2x, last 7/28/05 vs. Cle., 3.1 IP)
IP, Reliever — 4.0 (6/27/04 vs. S.D.)
Win Streak — 4 games (6/9-7/28/06)

Thornton's Fielding — P

Year, Club	Pct.	G	PO	A	E	TC	DP
2004, Sea.	1.000	19	0	4	0	4	1
2005, Sea.	1.000	55	0	6	0	6	1
2006, Sox	.909	63	2	8	1	11	0
Totals	.952	137	2	18	1	21	2



SEAN TRACEY

50



Given Name: Sean Patrick Tracey

Position: Pitcher

Bats: Left

Throws: Right

Height: 6-1

Weight: 205

Opening Day Age: 26

Born: November 14, 1980, Upland, Calif.

Resides: Upland, Calif.

First Pro Contract: White Sox.

Sox Acquisition: Selected in the eighth round, June 2002 First-Year Player Draft.

Major League Service: 39 days.

Contract Status: Signed through 2007.

PLAYERS

■ **2006:** Appeared in seven games over three separate stints with the White Sox, posting a 3.38 ERA (3 ER/8.0 IP) ... limited opponents to a .143 (4-28) average, including a .091 (1-11) mark by left-handers ... walked five batters and threw four wild pitches ... was recalled from Class AAA Charlotte on 6/8 and made his major-league debut that night vs. Detroit with 2.0 scoreless IP ... was optioned to the Knights on 6/15 following the acquisition of pitcher David Riske from Boston ... was recalled for the second time on 7/16 and made one appearance on 7/21 vs. Texas (1 ER/1.1 IP) before being sent to Charlotte again on 7/26 ... was promoted for the final time on 9/10 ... did not allow a run over his final three games (2.0 IP) ... went 8-9 with a 4.30 ERA (62 ER/129.2 IP) in 29 games (20 starts) with Charlotte ... went 7-9 with a 4.28 ERA (55 ER/115.2 IP) as a starter and 1-0 with a 4.50 ERA (7 ER/14.0 IP) in relief ... was 1-5 with a 6.66 ERA at home and 7-4 with a 2.76 ERA on the road ... received International League Pitcher of the Week honors from 6/19-25, tossing a six-hit shutout on 6/20 vs. Norfolk with eight strikeouts ... lost five of his last six decisions ... threw 20 wild pitches ... pitched in three games (one start) for LaGuaira in the Venezuelan Winter League ... was ranked by *Baseball America* as the No. 10 Prospect in the White Sox organization entering the season.

MINOR LEAGUE HIGHLIGHTS

■ **2005:** Tied for the Southern League lead in wins (14) and games started (28), ranked second in IP (163.2) and tied for second in complete games (two) at Class AA Birmingham ... his 14 wins also tied for the organization lead, while his 163.2 IP were third ... allowed 8.5 hits per 9.0 IP (154 H) ... also ranked among the SL leaders in walks (2nd, 76) and earned runs allowed (4th, 74) ... hit 14 batters and threw 12 wild pitches ... was named to the SL midseason All-Star Team ... won 10 of his first 13 decisions ... made 15 quality starts ... went 8-2 with a 2.89 ERA (28 ER/87.1 IP) at home and 6-4 with a 4.95 ERA (42 ER/76.1 IP) on the road ... was 3-1 with a 1.61 ERA (5 ER/28.0 IP) in April ... was 3-0 in May but his ERA rose to 4.40 (15 ER/30.2 IP) ... ERA was at 3.12 on 7/8 but he gave up 26 earned runs in 32.2 IP over his next six starts ... allowed three runs in 14.0 IP over his final two starts, lowering his ERA from 4.03 to 3.85 ... struck out a season-high 10 over 6.0 scoreless IP on 7/26 vs. Montgomery ... also struck out eight batters on two other occasions ... pitched for Peoria in the Arizona Fall League, going 1-1 with a 7.16 ERA (13 ER/16.1 IP) in eight games (two starts).

■ **2004:** Led the White Sox farm system with a 2.73 ERA (45 ER/148.1 IP) ... ranked second in the Carolina League in ERA, third in strikeouts (130) and fifth in IP in his first season at Class A Winston-Salem ... was used solely as a starter for the first time in his career ... limited opponents to a .213 (108-508) average ... allowed three earned runs or less in 25 of 27 starts ... was 4-0 with a 0.70 ERA (4 ER/51.2 IP) with 48 strikeouts over his final eight starts ... was named CL co-Pitcher of the Week with teammate Brandon McCarthy for 7/25-8/1 after going 2-0 with a 0.00 ERA (0 ER/12.0 IP) in two starts ... threw a league-high 12 wild pitches and hit 23 batters ... went 2-1 with a 1.37 ERA (3 ER/19.2 IP) in his first four starts ... lost five consecutive decisions from 5/9-30 (4.24 ERA) ... twice struck out nine batters ... compiled a 0.68 ERA (3 ER/39.2 IP) in August ... made back-to-back scoreless appearances on 7/27 vs. Lynchburg (6.0 IP) and 8/1 at Myrtle Beach (6.0 IP).

■ **2003:** Went a combined 10-12 with a 5.49 ERA (82 ER/134.1 IP) in 30 games (21 starts) at Class A Kannapolis and Advanced Rookie Great Falls ... ranked among the organization leaders in wins and IP ... finished second on team at Great Falls in wins (eight), IP (92.2) and strikeouts (74) ... struck out 12 in complete-game win on 8/27 vs. Missoula ... led Kannapolis in wild pitches (16).

■ **2002:** Led Advanced Rookie Bristol in IP (65.2) and finished seventh in the Appalachian League in ERA (3.02) in first pro season ... struck out seven batters (3.0 IP) in pro debut ... recorded at least two strikeouts in each appearance ... ERA was 2.03 at home and 3.69 on the road ... went 5-0 with a 3.06 ERA (18 ER/53.0 IP) over first 10 games ... allowed 7.8 hits (57 H) and 2.6 walks (19 BB) per 9.0 IP ... was selected by the Sox in the eighth round of the draft ... was recommended/signed by Joe Butler and Matt Hattabaugh.


MISCELLANEOUS/PERSONAL

■ Single ... attended California-Irvine after graduating from Citrus Community College ... earned All-American honors as a sophomore ... named Citrus College Male Athlete of the Year ... graduated from Upland (Calif.) High School ... brother, Ryan, played quarterback for Connecticut.

YEAR	CLUB	W-L	PCT	ERA	G	GS	CG	SHO	SV	IP	H	R	ER	HR	HB	BB-I	SO	WP	BK
2002	Bristol	5-2	.714	3.02	13	12	0	0	0	65.2	57	27	22	4	4	19-0	50	1	0
2003	Kannapolis	2-7	.222	9.50	14	9	0	0	0	41.2	51	54	44	4	11	46-0	28	16	1
	Great Falls	8-5	.615	3.69	16	12	1	0	0	92.2	90	45	38	5	14	22-0	74	5	0
2004	Winston-Salem	9-8	.529	2.73	27	27	0	0	0	148.1	108	60	45	5	23	69-0	130	12	1
2005	Birmingham	#14-6	.700	4.07	28	#28	2	0	0	163.2	154	80	74	13	14	76-0	106	12	0
2006	Charlotte	8-9	.471	4.30	29	20	1	1	0	129.2	111	67	62	17	19	76-1	102	20	2
	WHITE SOX	0-0	.000	3.38	7	0	0	0	0	8.0	4	3	3	2	1	5-0	3	4	0
MINOR TOTALS		46-37	.554	4.00	127	108	4	1	0	641.2	571	333	285	48	85	308-1	490	66	4
A.L. TOTALS		0-0	.000	3.38	7	0	0	0	0	8.0	4	3	3	2	1	5-0	3	4	0
M.L. TOTALS		0-0	.000	3.38	7	0	0	0	0	8.0	4	3	3	2	1	5-0	3	4	0

#Tied For League Lead

— Selected by White Sox in the eighth round of the free agent draft (6/02).



JUAN URIBE

5

Given Name: Juan C. Tena Uribe

Position: Infielder

Bats: Right

Throws: Right

Height: 6-0

Weight: 225

Opening Day Age: 28

Born: March 22, 1979, Bani, Dominican Republic

Resides: Palienque, Dominican Republic

First Pro Contract: Colorado Rockies, signed as a free agent, January 15, 1997.

Sox Acquisition: Obtained from the Colorado Rockies in exchange for infielder Aaron Miles, December 2, 2003.

Major League Service: Five years, 89 days.

Contract Status: Signed through 2007 with club option for 2008 (agreed to terms on December 16, 2004).



PLAYERS

■ **2006:** Hit .235 (109-463) with 21 home runs and 71 RBI in 132 games in his third season with the White Sox ... is one of five shortstops in the major leagues to drive in 70 or more runs in each of the last three seasons, joining Derek Jeter, Edgar Renteria, Miguel Tejada and Michael Young ... his 28 doubles, 21 home runs and .441 slugging percentage were increases from 2005, but his average dropped .017 from his .252 mark ... led the Sox with nine sacrifice hits and tied for second with seven sacrifice flies ... made 127 starts at shortstop, down from 143 in 2005, and compiled a .977 (14 E/604 TC) fielding percentage, fourth-best among AL shortstops ... drove in 46 runs before the All-Star Break and 25 in the second-half ... 17 of his 21 home runs came off right-handers, and 11 came vs. the AL Central division ... hit .287 (31-108) with runners in scoring position and .320 (16-50) with RISP and two outs ... attempted just two stolen bases (1-2) ... homered in consecutive games twice ... hit .167 (11-66) in April ... missed four games from 4/13-16 with a sore left side ... recorded his fifth career multihomer game on 4/23 vs. Minnesota ... hit a game-ending single on 5/3 vs. Seattle in the 11th inning, scoring Pablo Ozuna ... was hit in the head with a pitch by Oakland's Dan Haren on 5/24 ... was 25-70 (.357) with seven home runs and 28 RBI in 18 games from 6/15-7/4 ... drove in 14 runs in five games from 6/30-7/4 ... went 3-4 with a double, home run and five RBI on 7/2 at the Cubs ... also totaled five RBI on 7/4 vs. Baltimore ... hit .308 (24-78) with 20 RBI in June ... the 20 RBI were his most-ever recorded in a month ... compiled an 11-game hitting streak from 7/16-29 (.375, 15-40) ... missed six games from 8/6-11 with a stiff lower back ... ended an 0-21 slump with a home run on 9/8 vs. Cleveland ... hit his second career grand slam on 9/24 vs. Seattle ... hit three home runs and picked up nine RBI in his last nine games ... did not draw a walk in his final 27 contests (95 at-bats).

AL Leaders Among Shortstops (2004-06)

Player	HR
Miguel Tejada	84
Juan Uribe	60
Derek Jeter	56
Carlos Guillen	44
Bobby Crosby	40

Player	RBI
Miguel Tejada	348
Derek Jeter	245
Juan Uribe	216
Carlos Guillen	205
Orlando Cabrera	160

MAJOR LEAGUE HIGHLIGHTS

■ **2005:** Spent the entire season at shortstop (143 starts) after appearing at second base, shortstop and third base with the White Sox in 2004 ... ranked third among American League shortstops with a .977 fielding percentage, fourth with 71 RBI and fifth with 16 home runs ... drove in 71 runs after collecting a career-high 74 in 2004 ... tied for second in the AL with 10 sacrifice flies and matched his career high with 11 sacrifice bunts (also 2004) ... tied for third on the Sox in RBI ... his 40 RBI from the No. 9 position in the order tied with Texas' Rod Barajas for the most in the AL ... batted .311 (38-122) vs. left-handers and .231 (83-359) vs. right-handers ... 11 of his homers came off righties ... hit .255 (27-106) with runners in scoring position, down from .323 (32-99) in 2004 ... tied for the team lead with 10 three-hit games and posted 29 multihit games overall ... hit .304 (28-92) with seven home runs and 16 RBI in September ... hit safely in a season-high seven games on three occasions ... hit a game-ending sacrifice fly on 4/6 vs. Cleveland, his third game-ending play with the Sox ... drove in the winning run with a sacrifice fly in the 10th inning on 4/13 at Cleveland ... posted back-to-back three-hit games on 4/22-23 ... did not play from 4/27-5/2 due to a strained right groin suffered on 4/26 at Oakland ... homered in consecutive games on 5/8-9 (fourth time) ... walked home the winning run in the eighth inning on 5/5 vs. Kansas City ... hit his 50th career home run on 5/8 at Toronto ... snapped a 0-21 streak with a double on 5/25 vs. the Angels ... did not play from 6/19-7/3 with a sore back ... ended an 0-23 streak with a homer on 7/18 vs. Detroit ... tripled and scored the winning run in the 10th inning on 8/10 at New York ... hit .382 (26-86) with eight doubles, six home runs and 14 RBI from 8/31-9/20 ... played for Escogido in the Dominican Winter League, hitting .321 (9-28) with two home runs and six RBI in eight games.

■ **2004:** Batted .283 with 23 home runs and 74 RBI in 134 games in his first season with the White Sox ... set career highs in virtually all offensive categories ... finished third on the club in doubles (31) and RBI and fourth in hits and runs scored ... ranked among the AL leaders in average with bases loaded (T6th, .556), sacrifice hits (T8th, 11) and average with runners in scoring position (10th, .340) ... hit .355 (44-124) with seven home runs and 26 RBI over his

Fielding Leaders Among AL Shortstops (2005-06)

Player, Club	E	TC	Pct.
Orlando Cabrera, LAA	23	1228	.981
Derek Jeter, NYG	30	1341	.978
Michael Young, TEX	32	1430	.978
Juan Uribe, SOX	30	1291	.977
Bobby Crosby, OAK	19	800	.976

Minimum 1,500 innings played

final 32 games ... made 70 starts at second base (.984 fielding percentage), 32 at shortstop (.983) and 19 at third (.965) ... his .983 (E/172 TC) fielding percentage at shortstop would have ranked second in the AL with the required chances ... led off 22 times (Sox were 10-12), hit second 62 times (34-28), fifth three times (2-1), sixth 10 times (6-4), seventh 10 times (5-5) and eighth 14 times (8-6) ... hit .289 (28-97) from the No. 1 spot in the order and .285 (74-260) from the No. 2 slot ... batted .306 (37-121) at shortstop, .277 (81-292) at second base and .256 (21-82) at third ... batted .315 with 16 home runs at home compared to .248 and seven home runs on the road ... hit 12 home runs off lefties, tied for the fifth-most in the AL ... collected 11 infield hits ... Sox went 43-17

when he scored a run and 31-12 when he drove in a run ... led the Sox with 15 three-hit games and posted 41 multihit games overall ... his .393 (24-61) average in April was the highest by a Sox hitter since 1972 ... his average was above .300 every day from 4/14-6/24 ... hit .407 (35-86) in 22 games from 4/13-5/7 ... his first Sox hit was a home run on 4/13 vs. Kansas City ... drew a game-ending walk on 4/25 vs. Tampa Bay ... drove in a career-high seven runs on 6/19 at Montreal, one shy of the club record ... recorded multihomer games on 5/27 vs. Texas and 6/8 vs. Philadelphia ... participated in a triple play on 7/7 vs. Anaheim (5-4-3) and hit the game-ending single ... hit first career grand slam on 9/21 vs. Minnesota off Jesse Crain ... homered in back-to-back games on 8/6-7 vs. Cleveland and 9/29 at Detroit and 9/30 at Kansas City ... compiled a pair of nine-game hitting streaks, most recently to end the season (.432, 14-34) ... played in 10 games for Escogido in the Dominican Winter League ... agreed to terms on a three-year contract with a club option for 2008 on 12/16.

■ **2003:** Was limited by injuries to 87 games with Colorado ... opened the season on the 60-day disabled list with a fracture of the fifth metatarsal of the right foot and missed the first 58 games ... suffered the injury running the bases during a spring training game on 3/1 ... underwent surgery to repair the fracture on 3/5 ... began his rehabilitation assignment on 5/27, combining to hit .345 (10-29) with a home run and seven RBI in two games at Class A Visalia and five at Class AA Tulsa before being reinstated on 6/3 ... made his Rockies season debut that night vs. Cleveland, going 2-5 with two home runs and four RBI ... it was his second career multihomer game (first on 10/7/01 at San Diego) ... hit safely in 11 of first 12 games, including a 10-game hitting streak from 6/5-15 (.333, 15-45) ... batted .304 (25-83) vs. left-handers ... played in 74 games at shortstop, 11 at second base and one in the outfield, compiling a .974 fielding percentage (12 E/466 TC) ... posted a .972 fielding percentage at shortstop (11 E/396 TC) and did not commit an error in 75 chances in September ... scored a career-high four runs and tied his career high with four hits (4-6) on 8/3 at Pittsburgh ... made his first career start in the outfield (center) on 6/15 at Detroit ... played in 21 games for Escogido in the Dominican Winter League, hitting .275 (19-69).

■ **2002:** Started 150 games at shortstop for Colorado in his first full major-league season ... batted .373 (38-102) in April but hit just .211 (98-464) over his final 129 games ... led all major-league shortstops with 766 putouts, 793 total chances and 119 double plays and was second with an average of 3.45 assists per nine innings ... compiled a career-high 17-game hitting streak from 4/16-5/5, six short of the Rockies franchise record ... batted .368 (25-68) during the streak, which tied Larry Walker for the club season high ... rebounded to hit .314 (22-70) in September ... made his first career Opening Day start ... struck out 120 times, the fourth-highest total in franchise history ... tied his career high with four hits on 9/13 vs. Los Angeles, missing the cycle by a home run.

■ **2001:** Appeared in 72 games over three stints with the Rockies, batting .300 with eight home runs and 53 RBI ... ranked second in the National League and third in the majors with 11 triples, tying the club record shared by Neifi Perez (1999 and 2000) and Juan Pierre (also 2001) ... averaged one triple every 24.8 at-bats ... his .300 average was second among NL rookies behind St. Louis' Albert Pujols (.329) and third in slugging percentage (.524) ... despite playing less than half the season, also ranked fourth among NL rookie leaders in RBI, extra-base hits (34), total bases (143) and multihit games (25) ... was recalled from Class AAA Colorado Springs on 4/8 and made his major-league debut the same day vs. San Diego as a pinch-hitter, going 0-1 ... at age 22 years, eight months and 17 days, was the youngest player to make his debut with the Rockies ... collected first career hit on 4/11 at St. Louis, a single off Matt Morris ... was optioned to Colorado Springs on 4/23 ... was recalled again on 5/19, optioned a second time on 5/23 and recalled for the final time on 7/25 when Neifi Perez was traded to Kansas City ... started 59 of the final 61 games at shortstop ... compiled a .983 fielding percentage ... went 4-4 with a triple and three RBI on 9/24 vs. San Diego ... hit five triples in 10 games from 9/18-28 ... recorded his first career multihomer game on 10/7 at San Diego, going 3-5 with a double, five RBI, three runs scored and 10 total bases ... homered and doubled in the second inning to tie three franchise records for an inning: hits (two), extra-base hits (two) and total bases (six).

POSTSEASON EXPERIENCE

■ **2005:** Batted .286 (12-42) with five doubles, one home run and six RBI in 12 games for the World Champion White Sox ... reached base safely in 11 of the 12 games ... recorded the final two outs of the World Series, including a diving catch into the left field stands for the second out in the ninth inning of Game 4 ... went 2-4 with two doubles, an RBI and a stolen base in Game 2 of the World Series ... doubled to lead off the seventh inning and scored on Paul Konerko's game-winning grand slam ... hit .400 (4-10) with a double, home run and four RBI in the ALDS vs. Boston ... went 2-4 with a home run and three RBI in Game 1 of the ALDS ... executed a suicide squeeze in the ninth inning of Game 3 of the ALDS at Fenway Park, scoring A.J. Pierzynski to give the Sox a 5-3 lead.

MINOR LEAGUE HIGHLIGHTS

- **2001:** Was named by *Baseball America* as the No. 2 Prospect in the organization prior to the season ... played in 74 games at Class AAA Colorado Springs, batting .310 ... 41 of his 87 (47.1 percent) hits went for extra bases.
- **2000:** Established career bests in hits (124), home runs (13), RBI (65), runs scored (64), triples (7) and stolen bases (22) at Class A Salem in the Carolina League ... ranked third in the CL in triples and games played ... was second on the club in home runs ... batted .448 (30-67) with 17 RBI over a 16-game stretch from 6/6-24 ... hit a grand slam and drove in five runs on 8/24 vs. Frederick.
- **1999:** Spent the season at Class A Asheville in the South Atlantic League, hitting a career-high 28 doubles ... compiled a 15-game hitting streak from 6/24-7/14, going 22-53 (.415) ... batted .392 (38-97) from the leadoff slot ... hit a grand slam on 5/4 vs. Columbus.
- **1998:** Played in 40 games on the Rockies Arizona Rookie League championship team.
- **1997:** Made his pro debut playing for the Rockies entry in the Dominican Summer League ... was signed by Rodolfo Rosario and Jorge de Posada.

**Monthly
Bests**

AVG393
	4/04
HR	7
	9/05
RBI	23
	8/01

COMMUNITY INVOLVEMENT

- Among his charitable activities in 2005, participated in the Dia del Nino festival and celebrated Hispanic Heritage Month at Lincoln Park Zoo ... during the 2004 season, read to children on the Golden Apple Foundation Alphabet Bus, appeared at the Hispanic Business Leaders forum at U.S. Cellular Field and assisted with the U.S. Military children's coloring contest.

MISCELLANEOUS/PERSONAL

- Married Ana ... has three children: Juan Luis, Juanny and Janny ... plays winter ball each year for Escogido in his native Dominican Republic ... is a neighbor of former Sox teammate Timo Perez.

YEAR	CLUB	AVG	G	AB	R	H	TB	2B	3B	HR	RBI	SH	SF	HB	BB	SO	SB	CS	E
1997	DSL Rockies	.269	65	234	32	63	75	12	0	0	29	3	3	2	31	22	7	6	
1998	AZL Rockies	.277	40	148	25	41	52	5	3	0	17	3	2	3	12	25	8	1	14
1999	Asheville	.267	125	430	57	115	176	28	3	9	46	11	4	6	20	79	11	7	38
2000	Salem	.256	134	485	64	124	199	22	7	13	65	4	2	4	38	100	22	5	26
2001	Carolina	.231	3	13	1	3	4	1	0	0	1	0	0	0	0	4	1	0	2
	Colorado Springs	.310	74	281	40	87	149	27	7	7	48	0	2	2	12	43	11	8	16
	COLORADO	.300	72	273	32	82	143	15	11	8	53	0	2	8	55	3	0	5	
2002	COLORADO	.240	155	566	69	136	193	25	7	6	49	7	6	5	34	120	9	2	27
2003	Visalia	.556	2	9	4	5	6	1	0	0	1	0	0	0	1	0	0	0	0
	Tulsa	.250	5	20	3	5	10	2	0	1	4	0	1	0	0	2	0	0	0
	COLORADO	.253	87	316	45	80	135	19	3	10	33	6	1	3	17	60	7	2	12
2004	WHITE SOX	.283	134	502	82	142	254	31	6	23	74	11	5	3	32	96	9	11	11
2005	WHITE SOX	.252	146	481	58	121	198	23	3	16	71	11	19	4	34	77	4	6	16
2006	WHITE SOX	.235	132	463	53	109	204	28	2	21	71	9	7	3	13	82	1	1	14
MINOR TOTALS		.273	448	1620	226	443	671	98	20	30	211	21	14	17	114	275	60	27	96
SOX TOTALS		.257	412	1446	193	372	656	82	11	60	216	31	31	10	79	255	14	18	41
A.L. TOTALS		.257	412	1446	193	372	656	82	11	60	216	31	31	10	79	255	14	18	41
N.L. TOTALS		.258	314	1155	146	298	471	59	21	24	135	13	7	10	59	235	19	4	44
M.L. TOTALS		.258	726	2601	339	670	1127	141	32	84	351	44	38	20	138	490	33	22	85

— Signed by Colorado as a free agent (1/15/97).

— On Colorado disabled list with fracture of fifth metatarsal in right foot (3/18-6/3/03); included rehabilitation assignments to Class A Visalia (5/26-27/03) and Class AA Tulsa (5/28-6/2/03).

— Traded by Colorado to the White Sox in exchange for infielder Aaron Miles (12/2/03).

DIVISION SERIES RECORD

YEAR	CLUB	AVG	G	AB	R	H	TB	2B	3B	HR	RBI	SH	SF	HB	BB	SO	SB	CS	E
2005	SOX vs. Bos.	.400	3	10	4	4	8	1	0	1	4	1	0	0	0	2	0	0	0

LEAGUE CHAMPIONSHIP SERIES RECORD

YEAR	CLUB	AVG	G	AB	R	H	TB	2B	3B	HR	RBI	SH	SF	HB	BB	SO	SB	CS	E
2005	SOX vs. LAA	.250	5	16	1	4	5	1	0	0	0	0	0	0	2	3	0	0	1

WORLD SERIES RECORD

YEAR	CLUB	AVG	G	AB	R	H	TB	2B	3B	HR	RBI	SH	SF	HB	BB	SO	SB	CS	E
2005	SOX vs. Hou.	.250	4	16	2	4	7	3	0	0	2	0	0	0	3	3	1	0	2

URIBE'S STATISTICAL BREAKDOWN

	2006					CAREER						
	AVG	G	AB	H	HR	RBI	AVG	G	AB	H	HR	RBI
Baltimore	.286	7	28	8	1	6	.280	21	82	23	2	10
Boston	.077	4	13	1	0	0	.212	19	52	11	2	7
Cleveland	.182	16	55	10	3	6	.218	57	211	46	9	28
Detroit	.263	13	38	10	3	7	.315	48	165	52	12	30
Kansas City	.204	16	54	11	2	6	.291	47	165	48	8	29
Los Angeles-AL	.214	8	28	6	0	1	.256	26	86	22	2	5
Minnesota	.255	15	55	14	4	6	.234	50	184	43	7	17
New York-AL	.111	3	9	1	0	2	.308	17	52	16	1	5
Oakland	.222	6	18	4	0	0	.159	20	69	11	0	4
Seattle	.167	9	36	6	2	10	.214	29	103	22	5	20
Tampa Bay	.261	6	23	6	0	2	.267	21	75	20	2	10
Texas	.296	8	27	8	1	4	.329	22	82	27	3	12
Toronto	.200	4	15	3	0	1	.254	20	67	17	3	8
Interleague	.328	17	64	21	5	20	.267	81	315	84	14	59
Arizona	—	—	—	—	—	—	.288	41	156	45	2	23
Atlanta	—	—	—	—	—	—	.258	16	62	16	0	9
Chicago-NL	.294	5	17	5	2	9	.197	21	71	14	3	12
Cincinnati	.333	3	15	5	1	3	.315	14	54	17	1	6
Colorado	—	—	—	—	—	—	.385	3	13	5	0	4
Florida	—	—	—	—	—	—	.294	16	51	15	0	7
Houston	.250	3	8	2	0	1	.281	10	32	9	0	2
Los Angeles-NL	—	—	—	—	—	—	.257	41	136	35	1	11
Milwaukee	—	—	—	—	—	—	.328	17	61	20	3	12
New York-NL	—	—	—	—	—	—	.152	12	46	7	0	4
Philadelphia	—	—	—	—	—	—	.298	14	57	17	3	7
Pittsburgh	.333	3	12	4	0	3	.270	19	74	20	1	10
St. Louis	.417	3	12	5	2	4	.340	14	50	17	4	7
San Diego	—	—	—	—	—	—	.269	43	160	43	6	26
San Francisco	—	—	—	—	—	—	.159	35	126	20	3	15
Washington	—	—	—	—	—	—	.203	13	59	12	1	11
Home	.249	64	217	54	13	36	.278	360	1282	356	52	201
Road	.224	68	246	55	8	35	.238	366	1319	314	32	150
Day	.220	48	173	38	10	35	.247	246	883	218	31	116
Night	.245	84	290	71	11	36	.263	480	1718	452	53	235
vs. Left	.224	—	192	43	4	27	.264	—	761	201	26	119
vs. Right	.244	—	271	66	17	44	.255	—	1840	469	58	232
Grass	.236	118	411	97	21	69	.259	663	2356	610	79	330
Turf	.231	14	52	12	0	2	.245	63	245	60	5	21
Pre-ASG	.237	75	266	63	11	46	.252	364	1345	339	37	171
Post ASG	.234	57	197	46	10	25	.264	362	1256	331	47	180
RISP	.287	—	108	31	5	49	.284	—	588	167	20	257
Bases Loaded	.235	—	17	4	1	13	.323	—	62	20	2	61
April	.167	19	66	11	3	11	.307	95	332	102	8	50
May	.237	26	93	22	1	6	.238	109	403	96	8	28
June	.308	22	78	24	5	20	.242	117	463	112	15	70
July	.268	23	82	22	4	15	.211	117	393	83	13	56
August	.219	19	64	14	3	8	.256	147	507	130	12	62
Sept./Oct.	.200	23	80	16	5	11	.292	141	503	147	28	85
As PH	.000	1	1	0	0	0	.267	16	15	4	1	6
As DH	—	—	—	—	—	—	.000	1	1	0	0	0

Uribe's Game Bests

Hits — 4 (3x, last 8/3/03 at Pit.)
 HR — 2 (5x, last 4/23/06 vs. Min.)
 GS — 1 (twice, last 9/24/06 vs. Sea.)
 RBI — 7 (6/19/04 at Mon.)
 SB — 2 (8/19/03 vs. Fla.)
 Hitting Streak — 17 games (4/16-5/5/02)

Uribe's Grand Slams

No.	Date	Opp.	Inn.	Pitcher
1	9/21/04	vs. Min.	7th	Jesse Crain
2	9/24/06	vs. Sea	7th	Joel Pineiro

Uribe's MultiHR Games

No.	Date	Opp.	Pitchers
2	10/7/01	at S.D.	McElroy/Fikac
2	6/3/03	vs. Cle.	R. Rodriguez (2)
2	5/27/04	vs. Tex.	Drese/Garcia
2	6/8/04	vs. Phi.	Madson/Telemaco
2	4/23/06	vs. Min.	Silva (2)

URIBE'S CAREER BY PARK

Park	AVG	AB	H	HR	RBI
Camden Yards	.350	40	14	0	3
Fenway Park	.258	31	8	1	4
U.S. Cellular	.269	695	187	39	118
Jacobs Field	.165	85	14	2	10
Comerica	.315	89	28	6	13
Kauffman	.191	79	23	4	14
Angel	.279	39	7	0	1
Metrodome	.248	109	27	2	6
Yankee	.200	20	4	0	3
McAfee	.163	43	7	0	2
SAFECO	.106	47	5	0	2
Tropicana	.313	32	10	0	3
Ameriquet	.349	43	15	1	7
Rogers Centre	.222	45	10	2	5
Chase	.175	63	11	0	6
Turner	.250	16	4	0	1
Wrigley	.204	49	10	3	11
Cinergy	.474	19	9	0	1
Great American	.261	23	6	1	5
Coors	.290	600	174	13	87
Dolphin	.143	21	3	0	0
Minute Maid	.143	7	1	0	1
Dodger	.262	65	17	0	5
Miller	.290	31	9	1	4
Olympic	.217	46	10	1	7
Shea	.114	35	4	0	4
PNC	.273	44	12	1	5
AT&T	.131	58	7	1	6
old Busch	.222	27	6	2	2
Qualcomm	.325	77	25	4	14
PETCO	.000	8	0	0	1
Veterans	.231	13	3	0	0

Uribe's Fielding — SS

Year, Club	Pct.	G	PO	A	E	TC	DP
2001, Col.	.983	69	108	184	5	297	45
2002, Col.	.966	155	261	504	27	792	118
2003, Col.	.972	74	143	242	11	396	57
2004, Sox	.983	38	54	115	3	172	31
2005, Sox	.977	146	249	422	16	687	99
2006, Sox	.977	132	217	373	14	604	84
Totals	.974	614	1032	1840	76	2948	433

Uribe's Fielding — 2B

Year, Club	Pct.	G	PO	A	E	TC	DP
2003, Col.	.985	11	25	40	1	66	10
2004, Sox	.984	77	154	208	6	368	49
Totals	.984	88	179	248	7	434	59

Uribe's Fielding — 3B

Year, Club	Pct.	G	PO	A	E	TC	DP
2004, Sox	.965	27	14	41	2	57	5

Uribe's Fielding — OF

Year, Club	Pct.	G	PO	A	E	TC	DP
2003, Col.	1.000	1	3	0	0	3	0

CARLOS VASQUEZ

49



PLAYERS

Given Name: Carlos Augusto Vasquez
Position: Pitcher
Bats: Left **Throws:** Left
Height: 6-3 **Weight:** 230
Opening Day Age: 24
Born: December 6, 1982, Sucre, Venezuela
Resides: Sucre, Venezuela
First Pro Contract: Chicago Cubs, signed as a free agent, February 21, 2006.
Sox Acquisition: Obtained from the Chicago Cubs with pitcher David Aardsma in exchange for pitcher Neal Cotts, November 16, 2006.
Major League Service: None.
Contract Status: Signed through 2007.

■ **2006:** Combined to go 6-5 with a 2.75 ERA (26 ER/85.0 IP), three saves and 91 strikeouts in 54 relief appearances between Class A Daytona and Class AA West Tennessee, his first season used solely out of the bullpen ... limited opponents to a .211 (65-307) average overall and a .188 (15-80) mark with no home runs by lefties ... averaged 9.6 strikeouts per 9.0 IP and struck out a season-high five batters three times ... pitched at least 2.0 IP 21 times and 3.0 IP or more on six occasions ... 33 of his 54 outings were scoreless ... began the season with Daytona, going 3-0 with a 1.57 ERA (6 ER/34.1 IP) in 18 games ... struck out 16 batters in his final seven appearances (14.0 IP) ... was promoted to West Tennessee on 5/23 and went 3-5 with a 3.55 ERA (20 ER/50.2 IP) and three saves in 36 relief appearances ... posted a 9.31 ERA (10 ER/9.2 IP) from 6/29-7/19 (eight games) ... allowed just three earned runs over his last 12 appearances (15.1 IP) ... combined to pitch in 15 games with Zulia, Oriente and Magallanes in the Venezuelan Winter League, going 2-3 with a 6.32 ERA (11 ER/15.2 IP) ... was traded by the Cubs with pitcher David Aardsma to the White Sox on 11/16 in exchange for pitcher Neal Cotts ... his acquisition was recommended by Daraka Shaheed and Paul Provas.

MINOR LEAGUE HIGHLIGHTS

- **2005:** Missed the entire season following surgery on his left shoulder ... began the season on Major League Baseball's suspended list (4/7-23).
- **2004:** Spent his first full season at Class A Daytona, going 6-5 with a 3.87 ERA (34 ER/79.0 IP) in 16 starts ... struck out 10 batters on 5/2 at Lakeland ... was on the disabled list from 5/11-6/10 with tendinitis in his left shoulder ... did not pitch after 8/3.
- **2003:** Went 10-13 with a 3.74 ERA (57 ER/137.1 IP) in 24 games (23 starts) with Class A Lansing ... led the Midwest League in losses ... made his season debut on 4/3 vs. South Bend (L, 2 ER/6.1 IP) ... posted a 1.73 ERA (8 ER/41.2 IP) in his first seven games (six starts) ... lost seven of his last 11 starts.
- **2002:** Led the Northwest League in starts (15), going 5-6 with a 4.26 ERA (38 ER/80.1 IP) with Advanced Rookie Boise ... did not allow a run in back-to-back starts on 7/21 vs. Salem-Keizer (6.0 IP) and 7/26 at Eugene (6.0 IP).

MISCELLANEOUS/PERSONAL

- Single.

YEAR	CLUB	W-L	PCT	ERA	G	GS	CG	SHO	SV	IP	H	R	ER	HR	HB	BB-I	SO	WP	BK
2002	Boise	5-6	.455	4.26	15	15	0	0	0	80.1	77	45	38	6	10	33-0	68	9	1
2003	Lansing	10-13	.435	3.74	24	23	0	0	0	137.1	136	74	57	5	9	47-0	87	9	1
2004	Daytona	6-5	.545	3.87	16	16	0	0	0	79.0	86	54	34	4	5	31-0	51	10	0
2005	DID NOT PLAY DUE TO INJURY																		
2006	Daytona	3-0	1.000	1.57	18	0	0	0	0	34.1	24	7	6	0	0	10-0	31	3	1
	West Tennessee	3-5	.375	3.55	36	0	0	0	3	50.2	41	25	20	2	4	32-0	60	13	1
MINOR TOTALS		27-29	.482	3.66	109	54	0	0	3	381.2	364	205	155	17	28	153-0	297	44	4

- Signed by Cubs as a free agent (2/21/00).
- On Class A Daytona disabled list with a strained left elbow (8/28-9/12/03).
- On Class A Daytona disabled list with left shoulder tendinitis (5/11-6/10/04).
- On Major League Baseball suspended list (4/7-23/05).
- On Class A Daytona disabled list while recovering from left shoulder surgery (4/23/05-remainder of season).
- Traded by Chicago-NL with pitcher David Aardsma to the White Sox in exchange for pitcher Neal Cotts (11/16/06).

JAVIER VAZQUEZ

33



Given Name: Javier Carlos Vazquez (VAHZ-kez)

Position: Pitcher

Bats: Right

Throws: Right

Height: 6-1

Weight: 210

Opening Day Age: 30

Born: July 25, 1976, Ponce, P.R.

Resides: Ponce, P.R.

First Pro Contract: Montreal Expos, selected in the fifth round, June 1993 free agent draft.

Sox Acquisition: Obtained from the Arizona Diamondbacks with cash considerations in exchange for pitchers Orlando Hernandez and Luis Vizcaino and outfielder Chris Young, December 20, 2005.

Major League Service: Eight years, 141 days.

Contract Status: Signed through 2007.

PLAYERS

■ **2006:** Recorded 10 wins, 30 starts and 150 strikeouts for the seventh consecutive season, the only pitcher in baseball to accomplish the feat ... went 11-12 with a 4.84 ERA (109 ER/202.2 IP) and 184 strikeouts in 33 games (32 starts) in his first season with the White Sox ... was a part of the first Sox starting rotation since 1983 to feature five 10-game winners (LaMarr Hoyt, Rich Dotson, Floyd Bannister, Jerry Koosman and Britt Burns) ... his 184 strikeouts led the White Sox and ranked fourth in the American League ... surpassed the 200.0 IP-mark for the sixth time in his career ... his 4.84 ERA was the ninth-highest among AL starters ... his 23 home runs allowed were down from 35 in 2005 and his lowest total since 1999 (20) ... compiled five games with at least 10 strikeouts, the most by a White Sox pitcher since 1985 (Burns) ... was 9-4 with a 5.07 ERA (61 ER/108.1 IP) before the All-Star Break and 2-8 with a 4.58 ERA (48 ER/94.1 IP) in the second half ... averaged 9.3 strikeouts per 9.0 IP (98 SO) after the break, up from 7.1 in the first half ... the 98 second-half strikeouts ranked second in the AL behind Minnesota's Johan Santana (107) ... was 7-4 at home and 4-8 on the road ... made 14 quality starts and lasted 6.0 IP or more 11 times ... received 6.48 runs of support, the seventh-highest total in the AL, but just 1.58 over his last six starts (seven runs total) ... posted an 8.00 ERA (16 ER/18.0 IP) in three interleague starts ... opponents hit .259 (206-795) and .305 (54-177) with runners in scoring position ... limited the opposition to a .220 (116-528) average the first two times through the lineup, compared to .337 (90-267) after ... the Sox went 13-19 in his starts ... was given the lead in 26 of his 32 starts ... ranked second in the AL with 15 hit batsmen ... made his White Sox debut on 4/8 at Kansas City (ND, 2 ER/7.0 IP) ... earned his first victory with the Sox on 4/19 vs. Kansas City (0 ER/8.0 IP), holding the Royals hitless through 6.1 IP ... won a season-high four consecutive games from 4/19-5/6 ... received 19 runs of support in Chicago's 20-6 win on 6/20 vs. St. Louis, the most in baseball since Kansas City's Zack Greinke was spotted 24 on 9/9/04 at Detroit ... recorded his 1,500th strikeout on 7/1 at the Cubs (Greg Maddux) ... also singled in his only at-bat ... made his second career relief outing on 7/9 vs. Boston in a 19-inning game, throwing 1.2 scoreless IP in the Sox 6-5 victory ... won his 10th game on 8/5 at Toronto, striking out a season-high 13 batters ... registered his 100th career victory on 8/10 vs. the Yankees (2 ER/5.0 IP) ... threw his 20th career complete game in a losing effort on 9/5 at Boston (1 ER/8.0 IP) ... his 50 strikeouts in September led the AL and tied Jack McDowell (July 1994) for the third-highest monthly total in franchise history ... also became one of four pitchers to strike out at least 50 in a month without recording a win, joining Pedro Martinez (0-1, 55 SO in 5/06), Kerry Wood (0-3, 55 SO in 8/02) and Randy Johnson (0-2, 59 SO in 9/92) ... gave up three runs or less in five straight starts from 8/25-9/16 (2.76 ERA) but was 0-6 with a 4.22 ERA (30 ER/64.0 IP) in his last 10 starts ... competed for Puerto Rico in the inaugural World Baseball Classic this spring, going 1-0 with a 2.25 ERA (2 ER/8.0 IP) in two starts.

MLB Pitching Leaders Since 2000

Player	IP
Livan Hernandez	1,633.1
Randy Johnson	1,548.2
Greg Maddux	1,547.2
Javier Vazquez	1,518.2
Tim Hudson	1,514.2

Player	SO
Randy Johnson	1,851
Pedro Martinez	1,464
Curt Schilling	1,444
Javier Vazquez	1,350
Roger Clemens	1,288

Sox Single-Season Strikeout Leaders (1975-2006)

Player	Year	SO
Esteban Loaiza	2003	207
Alex Fernandez	1996	200
Floyd Bannister	1985	198
Floyd Bannister	1983	193
Jack McDowell	1991	191
Javier Vazquez	2006	184

MAJOR LEAGUE HIGHLIGHTS

■ **Career:** Is the only pitcher in baseball to record 10 wins, 30 starts and 150 strikeouts in each of the last seven seasons ... ranks fourth in the major leagues from 2000-06 with 1,350 strikeouts and 1,518.2 IP ... over the last nine seasons (1998-2006), ranks among the major-league leaders in strikeouts (5th, 1,602), starts (6th, 288), IP (8th, 1,845.2), quality starts (15th, 151) and complete games (T16th, 20) ... has made one American League All-Star Team (2004) ... twice has struck out 200-plus batters in a season, including a career-high 241 with Montreal in 2003 ... has struck out 10 or more batters 29 times in the last five seasons

(last, 9/26/06 at Cleveland) ... has averaged 7.8 strikeouts and 2.4 walks (493 BB) per 9.0 IP ... is a lifetime .215 (92-427) hitter with one home run, 25 RBI and 72 sacrifice hits ... following the 2000 season, was one of 25 major leaguers selected to compete in the All-Star Series in Japan.

■ **2005:** Returned to the National League after being traded by the Yankees to Arizona on 1/11 ... went 11-15 with a 4.42 ERA (106 ER/215.2 IP) in 33 starts in his only season with the Diamondbacks ... recorded his fifth season with at least 200.0 IP but set career highs in losses and home runs allowed (35) ... ranked among NL leaders in home runs allowed (T2nd), losses (T3rd), complete games (T6th, 3), strikeouts (8th, 192) and walks per 9.0 IP (8th, 1.92) ... posted a 4.17 strikeout-to-walk ratio, ninth-best among NL starting pitchers ... averaged just 0.98 runs of support in his losses (5.57 in wins) ... received one run of support or less in 14 of his 15 losses ... was 7-8 with a 4.54 ERA (60 ER/119.0 IP) prior to the All-Star Break and 4-7 with a 4.28 ERA (46 ER/96.2 IP) in the second half ... seven of his wins came on the road, but held opponents to a .249 average at home (.280 on the road) ... limited lefties to a .244 (92-377) average, while righties batted .285 (131-460) ... made 20 quality starts ... lasted at least 6.0 IP in 24 of his 33 starts ... opponents attempted just eight stolen bases ... went 3-1 with a 3.07 ERA (10 ER/29.1 IP) in four interleague starts ... became just the third different Diamondbacks' Opening Day starter in team history on 4/4 vs. the Cubs (7 ER/1.2 IP), joining Andy Benes (1998) and Randy Johnson (1999-2004) ... posted an 11.77 ERA in his first three starts, but followed with seven consecutive quality starts (5-1, 1.50 ERA) ... won a season-best four straight games from 4/20-5/6 ... did not issue a walk in a club-record 54.1 consecutive IP (220 batters faced) from 4/25-5/9, the longest streak in the majors since the Yankees' David Wells (59.0 IP from 9/6/02-4/21/03) ... walked Minnesota's Michael Cuddyer in the fifth inning on 6/9 to end the streak ... tossed his seventh career shutout on 5/22 at Detroit, a five-hitter ... hit his first career home run on 5/28 vs. the Dodgers (off Duaner Sanchez) ... also surpassed the 1,500.0 IP plateau ... struck out 10 batters in a victory on 6/14 at the White Sox (3 ER/8.0 IP) ... lost seven of his next nine decisions from 6/20-8/9 ... allowed two hits while striking out a season-high 12 batters on 9/25 vs. San Diego ... was 1-1 with a 2.52 ERA (10 ER/35.2 IP) over his last five starts ... batted .238 (15-63) with one home run and two RBI, including a four-game hitting streak from 5/6-28.

■ **2004:** Was named to his first All-Star Team in his initial season in the American League ... recorded his fifth consecutive campaign with at least 32 starts, but fell 2.0 IP shy of his fifth straight 200.0 IP season ... his strikeout total declined from a career-high 241 in 2003 to 150, his lowest since 1999 (26 starts), while his ERA rose from 3.24 to 4.91 ... did not record a complete game or a 10-strikeout performance for the first time since his rookie season (1998) ... ranked fifth in the AL in home runs allowed (33) and eighth in victories ... the 33 home runs surrendered marked the third-highest single-season total in Yankees history behind Ralph Terry (40 in 1962) and Orlando Hernandez (34 in 2000) ... went 10-5 with a 3.56 ERA in the first half and 4-5 with a 6.92 ERA after the break ... made 16 quality starts ... Yankees went 19-13 in his starts ... threw 12 wild pitches, third-most in the league ... went 1-1 with a 2.88 ERA in interleague play ... won his AL debut on 4/8 vs. the White Sox (1 ER/8.0 IP) ... won four consecutive starts from 5/23-6/8 ... was scratched from his start on 8/11 at Texas due to conjunctivitis ... allowed his first stolen base on 8/17, ending his string of 36 starts without allowing a steal ... was 0-3 with a 9.99 ERA (27 ER/24.1 IP) in five starts from 8/17-9/10 ... lasted just 1.1 IP on 8/31 vs. Cleveland (6 ER), matching his shortest career ... earned one win over his final nine appearances.

■ **2003:** Set career bests in ERA (3.24), IP (230.2) and strikeouts (241) with the Expos ... also matched his career best with 34 starts ... the 241 strikeouts marked the third-highest total in Expos' history behind Pedro Martinez (305 in 1997) and Bill Stoneman (251 in 1971) ... ranked among National League leaders in IP (2nd), strikeouts (3rd), starts (T3rd), strikeouts per 9.0 IP (4th, 9.4), complete games (T5th, 4), opponents average (7th, .229) and ERA (10th) ... threw 3,741 pitches, second only to Oakland's Bary Zito (3,747) ... notched nine games with at least 10 strikeouts, tied for second-most in the majors ... posted a 2.39 ERA (28 ER/105.1 IP) after the break ... made four starts in his native Puerto Rico, going 1-1 with a 4.15 ERA (12 ER/26.0 IP) and 36 strikeouts ... suffered a strained right calf prior to Opening Day, preventing him from making his third consecutive start to begin the season ... struck out 58 batters in just 39.2 IP in April (13.2 per 9.0 IP), including a career-high 14 on 4/9 at Wrigley Field (7.0 IP) ... recorded his 1,000th strikeout on 8/2 vs. Milwaukee (Eric Young) ... tossed 29.0 consecutive scoreless IP from 8/18-9/2, the longest stretch of the season in the majors ... recorded a three-hit shutout with 10 strikeouts on 8/23 at San Diego ... went 4-1 with a 1.15 ERA in August ... lasted at least 7.0 IP in seven of his last eight starts ... was 10-65 (.154) with a triple and six RBI at the plate ... also collected 12 sacrifice hits, tied for fourth in the NL.

Most White Sox Strikeouts Since 1990

Pitcher	Opp.	Date	SO
Jason Bere	vs. Oakland	6/13/94	14
Jason Bere	at Minnesota	6/28/95	14
Jose Contreras	at Cincinnati	6/17/06	13
Javier Vazquez	at Toronto	8/5/06	13
Jason Bere	vs. Boston	9/8/93	13
Alex Fernandez	vs. Boston	6/12/96	13

Vazquez's ERA By Inning In 2006*

Inn.	ERA	IP	ER	AVG	AB	H	BB	SO	HR
1	2.25	32.0	8	.244	123	30	7	28	0
2	1.41	32.0	5	.148	108	16	7	39	4
3	5.34	32.0	19	.295	129	38	16	27	2
4	1.69	32.0	6	.167	114	19	8	29	1
5	7.39	31.2	26	.318	132	42	9	28	5
6	10.33	27.0	31	.333	120	40	5	15	9
7	9.58	10.1	11	.333	45	15	1	13	2
8	6.75	4.0	3	.235	17	4	1	3	0
9	—	0.0	0	1.000	1	1	0	0	0

*As starter only

Source: STATS, Inc.

■ **2002:** Posted his third consecutive 10-win/200.0 IP season with the Expos but suffered his first losing season (10-13) since 1998 (5-15) ... led the NL in hits allowed (243), ranked third in walks per 9.0 IP (1.9), fourth in IP, tied for fifth in starts and ninth in strikeouts ... posted a 3.07 ERA at home compared to 4.86 on the road ... made his second consecutive Opening Day start but did not figure in the decision on 4/2 vs. Florida ... earned a complete-game win on 4/30 at Houston (1 ER) ... dropped seven straight starts from 8/4-9/5 ... went 2-1 with a 2.92 ERA in September after going 0-6 in August.

■ **2001:** Set a career high with 16 wins, while ranking among NL leaders in shutouts (T1st, 3), complete games (2nd, 5), road ERA (4th, 2.86), strikeouts (5th, 208), IP (8th, 223.2) and opponents average (9th, .235) ... his season was cut short after being hit by a pitch on 9/17 (did not appear after the injury) ... was 7-9 with a 4.93 ERA in the first half and 9-2 with a 1.60 ERA after the All-Star Break ... left-handers hit just .220 (81-368) ... the Expos went 19-13 in his starts ... recorded 19 quality starts ... tossed a two-hit shutout on 5/15 vs. Los Angeles ... posted a 0.94 ERA (5 ER/48.0 IP) from 8/12-9/7 ... struck out 11 on 8/12 vs. Milwaukee ... was named the NL Pitcher of the Month for August, going 5-1 with a 0.55 ERA (3 ER/49 IP) ... suffered a fractured right eye socket after being hit by a Ryan Dempster pitch on 9/17 vs. Florida ... X-rays taken at St. Mary's Hospital revealed fractures in and around the bones ... went 11-2 with a 2.14 ERA in his last 13 starts.

■ **2000:** Was 11-9 with a 4.05 ERA and two complete games in 33 starts with Montreal ... ranked among NL leaders in strikeout-to-walk ratio (4th, 4.73), strikeouts (6th), starts (T9th) and IP (T10th) ... led the club in IP and strikeouts and ranked second in wins (Dustin Hermanson, 12) ... reached the 200.0 IP mark for the first time in his career ... seven of his 11 wins came prior to the All-Star Break ... was 0-2 with a 4.34 ERA in interleague play ... held opponents to a .235 (52-221) average with runners in scoring position ... went 6-1 with a 3.41 ERA (28 ER/74.0 IP) in his first 11 starts, including 8.0 shutout IP on 5/16 vs. Arizona ... struck out 51 batters in a five-game span from 9/4-25 ... recorded his first career shutout on 9/10 at Atlanta, striking out 11 while allowing only six hits ... hit .231 (15-65) with two doubles and one RBI ... tied for seventh in the NL with 13 sacrifice hits.

■ **1999:** Led the Expos with nine victories in his second major-league season and ranked second with 154.2 IP ... reduced his home runs allowed from 31 in 1998 to just 20 ... tied for ninth in the NL with three complete games ... was 1-4 with a 6.66 ERA during the day and 8-4 with a 4.21 ERA at night ... seven of his nine wins came in the second half ... went 2-4 with a 6.63 ERA in his first 11 starts before being optioned to Class AAA Ottawa on 6/6 ... was recalled on 7/18 and suffered the loss that night at Yankee Stadium (6 ER/7.0 IP) as David Cone tossed a perfect game vs. Montreal ... recorded his first career complete game on 7/23 vs. Pittsburgh, retiring the first 14 batters faced ... tossed his second straight complete game on 7/28 vs. the Cubs, the first Montreal pitcher to accomplish the feat since Pedro Martinez (7/28-8/9/97) ... hurled a one-hitter with a season-best 10 strikeouts on 9/14 at the Dodgers ... yielded a leadoff single to Mark Grudzielanek in the fourth inning and then retired the final 17 batters faced ... the one-hitter marked the 22nd in club history and first since Martinez on 7/13/97 at Cincinnati ... batted .286 (12-42) with two doubles and five RBI.

■ **1998:** Went 5-15 with a 6.06 ERA in 32 games in his rookie season ... ranked among NL rookie leaders in starts (1st), strikeouts (2nd, 139), IP (3rd, 172.1) and opponents average (5th, .292) ... led the Expos in starts ... took the loss in his major-league debut on 4/3 at the Cubs (3 ER/5.0 IP) ... earned his first win on 5/1 vs. Arizona (3 ER/6.2 IP) ... lost four straight decisions from 5/6-6/23 and six in a row from 7/12-8/12 ... was ejected on 7/17 vs. Pittsburgh after hitting Aramis Ramirez with a pitch ... served a suspension from 7/23-26 ... was 9-52 (.173) with two doubles, one home run and five RBI at the plate ... recorded his first hit on 4/19 at Houston (double) ... pitched with Ponce in the Puerto Rican Winter League.

POSTSEASON HIGHLIGHTS

■ **Career:** Went 1-0 with a 9.53 ERA (12 ER/11.1 IP) in three games (one start) for the Yankees in 2004, his only postseason experience ... started Game 4 of the ALDS vs. Minnesota, earning a no decision (5 ER/5.0 IP) ... made two relief appearances in the ALCS vs. Boston (7 ER/6.1 IP) ... earned the win in Game 3 at Fenway Park, allowing four earned runs in 4.1 IP of the Yankees 19-8 victory.

VAZQUEZ'S 2006 GAME-BY-GAME

Date	Opp	WL	IP	H	R	ER	BB	SO	#P	Exit	ERA
4/8	at K.C.	ND	7.0	5	2	2	1	7	98	3-2	2.57
4/14	vs. Tor.	L	6.0	9	7	7	1	4	102	5-7	6.23
4/19	vs. K.C.	W	8.0	2	0	0	1	7	108	4-0	3.86
4/25	at Sea.	W	6.0	4	2	2	2	2	109	11-0	3.67
5/1	at Cle.	W	6.0	6	1	0	3	7	100	7-1	3.00
5/6	vs. K.C.	W	7.2	4	2	2	0	6	116	8-2	2.88
5/13	at Min.	L	5.2	10	7	7	0	2	86	4-7	3.88
5/18	at T.B.	L	7.0	8	5	5	1	4	108	3-5	4.22
5/23	vs. Oak	W	6.0	6	3	3	4	3	109	9-3	4.25
5/29	at Cle.	W	6.0	2	0	0	3	4	106	10-0	3.86
6/3	vs. Tex.	W	6.1	11	5	5	1	7	115	8-5	4.14
6/9	vs. Cle.	ND	5.2	7	3	3	1	9	110	2-1	4.19
6/14	at Tex.	L	6.0	10	6	6	2	7	99	0-6	4.54
6/20	vs. St. L	W	6.0	7	2	2	2	3	97	19-2	4.40
6/25	vs. Hou.	ND	6.0	10	9	9	2	3	95	1-7	5.03
7/1	at Cubs	ND	6.0	11	5	5	1	7	108	5-5	5.15
7/6	vs. Bal.	W	5.1	5	5	3	1	2	95	7-4	5.17
7/9	vs. Bos.*	ND	1.2	1	0	0	2	2	—	—	5.05
7/19	at Det.	L	6.0	7	5	5	1	5	96	2-5	5.20
7/24	vs. Min.	L	6.0	8	5	5	1	4	91	2-3	5.31
7/30	at Bal.	ND	5.1	6	5	5	3	3	82	4-3	5.44
8/5	at Tor.	W	8.0	2	1	1	2	13	109	7-1	5.18
8/10	vs. NYY	W	5.0	6	2	2	6	8	111	4-2	5.13
8/15	vs. K.C.	L	5.1	7	4	3	0	1	82	2-4	5.13
8/20	at Min.	L	7.0	7	5	4	2	4	99	3-5	5.13
8/25	vs. Min.	ND	5.2	5	2	2	0	1	71	3-1	5.06
8/31	vs. T.B.	ND	6.0	7	2	2	3	2	99	3-2	4.98
9/5	at Bos.	L	8.0	3	1	1	3	11	112	0-1	4.80
9/10	vs. Cle.	ND	7.0	4	2	2	2	10	127	2-2	4.71
9/16	at Oak.	ND	6.0	5	3	3	2	5	98	4-3	4.70
9/21	vs. Sea.	L	7.1	7	5	3	1	12	125	0-3	4.66
9/26	at Cle.	L	7.0	6	6	6	2	12	111	0-6	4.77
10/1	at Min.	L	4.2	8	4	4	0	7	93	1-4	4.84

*Relief Appearance

MINOR LEAGUE HIGHLIGHTS

- **1999:** Went 4-2 with a 4.85 ERA in seven starts with Class AAA Ottawa after being optioned on 6/6 ... was recalled by the Expos on 6/18.
- **1997:** Was named the Montreal Player Development Player of the Year for the second consecutive season after combining to go 10-3 with a 1.86 ERA (32 ER/154.2 IP) in 25 starts between Class A West Palm Beach and Class AA Harrisburg ... the 1.86 ERA was the lowest among all minor-league pitchers, while his .200 opponents average against ranked fifth ... was named to the Florida State League All-Star Team and was named by *Baseball America* as the No. 3 Prospect in the Expos farm system ... allowed just 15 hits in 42.0 with Harrisburg, going 4-0 with a 1.07 ERA in six starts.
- **1996:** Earned Montreal Player Development Player of the Year honors, going 14-3 with a 2.68 ERA in 27 starts with Class A Delmarva ... led all minor leaguers with an .824 winning percentage, and ranked second in the South Atlantic League in wins, third in strikeouts (173) and ninth in ERA.
- **1995:** Went 6-6 with a 5.08 ERA in 21 starts with Class A Albany.
- **1994:** Made his pro debut, going 5-2 with a 2.53 ERA in 15 games (11 starts) with the Rookie Expos ... led the Gulf Coast League in opponents average (.161).

Monthly Bests	
Wins	5
	8/01
ERA	0.55
	8/01
SO	58
	4/03
IP	49.0
	8/01

COMMUNITY INVOLVEMENT

■ Through his foundation, "Save The Kids," has raised funds for an elementary school for deaf children in his hometown of Ponce, Puerto Rico ... foundation holds an annual golf outing each winter to benefit the school ... White Sox teammate Alex Cintron participated in the 2006 golf outing, along with major-leaguers Alex Cora (Boston) and Alex Rios (Toronto).

MISCELLANEOUS/PERSONAL

■ Married Kamille ... has two children: Kamila and Javier Josue ... attended Colegio Ponceno where he played baseball and basketball ... was a member of the 2000 Major League Baseball All-Star Team that toured Japan.

YEAR	CLUB	W-L	PCT	ERA	G	GS	CG	SHO	SV	IP	H	R	ER	HR	HB	BB-I	SO	WP	BK
1994	GCL Expos	5-2	.714	2.53	15	11	1	1	0	67.2	37	25	19	0	3	15-0	56	9	2
1995	Albany	6-6	.500	5.08	21	21	1	0	0	102.2	109	67	58	8	9	47-0	87	2	2
1996	Delmarva	14-3	.824	2.68	27	27	1	0	0	164.1	138	64	49	12	7	57-0	173	12	2
1997	W. Palm Beach	6-3	.667	2.16	19	19	1	0	0	112.2	98	40	27	8	6	28-0	100	2	2
	Harrisburg	4-0	1.000	1.07	6	6	1	0	0	42.0	15	5	5	2	2	12-0	47	2	0
1998	MONTREAL	5-15	.250	6.06	33	32	0	0	0	172.1	196	121	116	31	11	68-2	139	2	0
1999	MONTREAL	9-8	.529	5.00	26	26	3	1	0	154.2	154	98	86	20	4	52-4	113	2	0
	Ottawa	4-2	.667	4.85	7	7	0	0	0	42.2	45	24	23	7	2	16-0	46	0	0
2000	MONTREAL	11-9	.550	4.05	33	33	2	1	0	217.2	247	104	98	24	5	61-10	196	3	0
2001	MONTREAL	16-11	.593	3.42	32	32	5	3	0	223.2	197	92	85	24	3	44-4	208	3	1
2002	MONTREAL	10-13	.435	3.91	34	34	2	0	0	230.1	243	111	100	28	4	49-6	179	3	0
2003	MONTREAL	13-12	.520	3.24	34	34	4	1	0	230.2	198	93	83	28	4	57-5	241	11	1
2004	NEW YORK-AL	14-10	.583	4.91	32	32	0	0	0	198.0	195	114	108	33	11	60-3	150	12	2
2005	ARIZONA	11-15	.423	4.42	33	33	3	1	0	215.2	223	112	106	35	5	46-4	192	7	0
2006	WHITE SOX	11-12	.478	4.84	33	32	1	0	0	202.2	206	116	109	23	15	56-2	184	7	0
MINOR TOTALS		39-16	.709	3.06	95	91	5	1	0	532.0	442	225	181	37	29	175-0	509	27	8
SOX TOTALS		11-12	.478	4.84	33	32	1	0	0	202.2	206	116	109	23	15	56-2	184	7	0
A.L. TOTALS		25-22	.532	4.87	65	64	1	0	0	400.2	401	230	217	56	26	116-5	334	19	2
N.L. TOTALS		75-83	.475	4.20	225	224	19	7	0	1445.0	1458	731	674	190	36	377-35	1268	31	2
M.L. TOTALS		100-105	.488	4.34	290	288	20	7	0	1845.2	1859	961	891	246	62	493-40	1602	50	4

- Selected by Montreal in the fifth round of free-agent draft (6/94).
- On Major League Baseball suspended list (7/23-26/98).
- Traded by Montreal to New York-AL in exchange for pitcher Randy Choate, infielder Nick Johnson and outfielder Juan Rivera (12/16/03).
- Traded by New York-AL with pitcher Brad Halsey, catcher Dioner Navarro and cash considerations to Arizona in exchange for pitcher Randy Johnson (1/11/05).
- Traded by Arizona with cash considerations to the White Sox in exchange for pitchers Orlando Hernandez and Luis Vizcaino and outfielder Chris Young (12/20/05).

DIVISION SERIES RECORD

YEAR	CLUB	W-L	PCT	ERA	G	GS	CG	SHO	SV	IP	H	R	ER	HR	HB	BB-I	SO	WP	BK
2004	NY Yankees vs. Min.	0-0	.000	9.00	1	1	0	0	0	5.0	7	5	5	1	2	2-0	6	0	0

LEAGUE CHAMPIONSHIP RECORD

YEAR	CLUB	W-L	PCT	ERA	G	GS	CG	SHO	SV	IP	H	R	ER	HR	HB	BB-I	SO	WP	BK
2004	NY Yankees vs. Bos.	1-0	1.000	9.95	2	0	0	0	0	6.1	9	7	7	3	0	7-0	6	0	0

ALL-STAR GAME RECORD

YEAR	CLUB, SITE	W-L	PCT	ERA	G	GS	CG	SHO	SV	IP	H	R	ER	HR	HB	BB-I	SO	WP	BK
2004	N.L., Houston	0-0	.000	0.00	1	0	0	0	0	1.0	0	0	0	0	0	0-0	2	0	0

WORLD BASEBALL CLASSIC RECORD

YEAR	COUNTRY	W-L	PCT	ERA	G	GS	CG	SHO	SV	IP	H	R	ER	HR	HB	BB-I	SO	WP	BK
2006	Puerto Rico	1-0	1.000	2.25	2	2	0	0	0	8.0	6	2	2	1	1	2-0	7	0	0

PLAYERS

VAZQUEZ'S STATISTICAL BREAKDOWN

	2006						CAREER					
	ERA	W-L	SV	IP	ER	SO	ERA	W-L	SV	IP	ER	SO
Baltimore	6.75	1-0	0	10.2	8	5	5.85	5-2	0	52.1	34	34
Boston	0.93	0-1	0	9.2	1	13	4.02	1-4	0	40.1	18	43
Chicago-AL	—	—	—	—	—	—	1.88	3-0	0	24.0	5	21
Cleveland	3.13	2-1	0	31.2	11	42	4.13	3-2	0	48.0	22	53
Detroit	7.50	0-1	0	6.0	5	5	5.87	1-4	0	30.2	20	27
Kansas City	2.25	2-1	0	28.0	7	21	1.88	4-1	0	43.0	9	33
Los Angeles-AL	—	—	—	—	—	—	2.95	0-1	0	21.1	7	20
Minnesota	6.83	0-4	0	29.0	22	18	6.52	1-5	0	48.1	35	27
New York-AL	3.60	1-0	0	5.0	2	8	5.00	1-2	0	18.0	10	18
Oakland	4.50	1-0	0	12.0	6	8	6.75	1-2	0	24.0	18	17
Seattle	3.38	1-1	0	13.1	5	14	3.72	2-1	0	19.1	8	21
Tampa Bay	4.85	0-1	0	13.0	7	6	4.89	3-1	0	42.1	23	33
Texas	8.03	1-1	0	12.1	11	14	6.87	2-1	0	18.1	14	20
Toronto	5.14	1-1	0	14.0	8	17	5.35	3-4	0	65.2	39	50
Interleague	8.00	1-0	0	18.0	16	13	4.62	9-10	0	181.0	93	157
Arizona	—	—	—	—	—	—	4.04	5-3	0	78.0	35	72
Atlanta	—	—	—	—	—	—	3.80	7-10	0	132.2	56	113
Chicago-NL	7.50	0-0	0	6.0	5	7	5.04	3-3	0	69.2	39	70
Cincinnati	—	—	—	—	—	—	5.49	3-2	0	59.0	36	49
Colorado	—	—	—	—	—	—	4.26	3-2	0	38.0	18	33
Florida	—	—	—	—	—	—	4.68	6-5	0	100.0	52	82
Houston	13.50	0-0	0	6.0	9	3	4.81	2-5	0	76.2	41	65
Los Angeles-NL	—	—	—	—	—	—	4.17	4-6	0	90.2	42	89
Milwaukee	—	—	—	—	—	—	5.01	5-6	0	82.2	46	82
New York-NL	—	—	—	—	—	—	3.25	8-7	0	141.1	51	126
Philadelphia	—	—	—	—	—	—	4.55	10-6	0	146.1	74	122
Pittsburgh	—	—	—	—	—	—	4.52	4-3	0	69.2	35	65
St. Louis	3.00	1-0	0	6.0	2	3	4.01	2-6	0	58.1	26	58
San Diego	—	—	—	—	—	—	3.23	3-4	0	106.0	38	92
San Francisco	—	—	—	—	—	—	3.38	5-6	0	88.0	33	52
Washington	—	—	—	—	—	—	4.85	0-1	0	13.0	7	15
Home	4.72	7-4	0	101.0	53	84	4.10	53-46	0	940.1	428	823
Road	4.96	4-8	0	101.2	56	100	4.60	47-59	0	905.1	463	779
Day	3.47	3-2	0	72.2	28	71	4.41	29-30	0	561.0	275	504
Night	5.61	8-10	0	130.0	81	113	4.32	71-75	0	1284.2	616	1098
Grass	4.65	10-8	0	170.1	88	154	4.47	56-66	0	1039.2	516	904
Turf	5.85	1-4	0	32.1	21	30	4.19	44-39	0	806.0	375	698
Pre-ASG	5.07	9-4	0	108.1	61	86	4.52	57-51	0	991.1	498	838
PostASG	4.58	2-8	0	94.1	48	98	4.14	43-54	0	854.1	393	764
March/April	3.67	2-1	0	27.0	11	20	4.13	16-13	0	287.1	132	257
May	3.99	4-2	0	38.1	17	26	4.11	21-17	0	337.1	154	257
June	7.50	2-1	0	30.0	25	29	5.32	14-18	0	284.0	168	247
July	6.82	1-2	0	30.1	23	23	4.35	19-15	0	306.1	148	261
August	3.41	2-2	0	37.0	14	29	4.50	17-23	0	322.1	161	273
Sept./Oct.	4.28	0-4	0	40.0	19	57	3.74	13-19	0	308.1	128	307

VAZQUEZ'S CAREER BY PARK

Park	ERA	W-L	IP	ER	SO
Camden Yards	7.15	1-2	22.2	18	14
Fenway	4.50	0-3	26.0	13	25
U.S. Cellular	4.38	9-4	117.0	57	100
Jacobs Field	3.46	2-1	26.0	10	27
Comerica	5.92	1-3	24.1	16	22
Kauffman	1.29	1-0	14.0	2	14
Angel	0.00	0-0	7.0	0	5
Metrodome	7.88	0-4	24.0	21	15
McAfee	7.50	0-2	18.0	15	14
Yankee	4.35	9-5	111.2	54	84
SAFECO	3.75	2-0	12.0	5	9
Tropicana	6.35	1-1	22.2	16	14
Ameriquest	6.75	1-1	12.0	9	13
Rogers Centre	2.21	1-0	20.1	5	24
Turner	3.45	5-4	70.1	27	60
Bank One	4.19	6-8	131.0	61	125
Wrigley	4.58	2-2	53.0	27	56
Cinergy	6.57	1-0	12.1	9	6
Great American	1.13	1-0	8.0	1	6
Coors	7.00	1-2	18.0	14	13
Dolphins	4.65	2-2	31.0	16	25
Astrodome	6.75	0-0	5.1	4	6
Minute Maid	3.54	1-2	28.0	11	23
Dodger	4.78	2-4	37.2	20	43
County	4.67	1-1	17.1	9	17
Miller	7.88	0-2	16.0	14	24
Shea	3.53	4-4	71.1	28	54
Citizen's Bank	18.00	0-1	4.0	8	2
Veterans	3.86	7-2	74.2	32	58
PNC	7.59	0-1	10.2	9	6
Three Rivers	6.75	1-1	14.2	11	14
old Busch	6.86	0-4	21.0	16	25
PETCO	3.63	2-1	22.1	9	17
Qualcomm	2.81	1-1	48.0	15	41
3 Com	11.81	0-3	10.2	14	9
AT&T	2.56	2-2	38.2	11	19
Hiram Bithorn	4.15	1-1	26.0	12	36
Olympic	3.93	32-30	612.0	267	529
RFK	7.50	0-1	6.0	5	8

Vazquez's Fielding — P

Year, Club	Pct.	G	PO	A	E	TC	DP
1998, Mon.	1.000	33	12	24	0	36	3
1999, Mon.	1.000	26	9	33	0	42	1
2000, Mon.	.955	33	10	32	2	44	2
2001, Mon.	1.000	32	24	32	0	56	10
2002, Mon.	.979	34	14	33	1	48	6
2003, Mon.	.957	34	10	34	2	46	3
2004, Mon.	.958	32	9	37	2	48	4
2005, Ari.	.935	33	8	35	3	46	2
2006, Sox	1.000	33	7	29	0	36	2
Totals	.975	288	103	289	10	402	33

Vazquez's Game Bests

- Hits — 1 (9/14/99 at LAD, 9.0 IP)
- SO — 14 (4/9/03 at Cubs., 7.0 IP)
- BB — 0 (11x, last 7/6/05 vs. St. L., 9.0 IP)
- IP — 9.0 (18x, last 7/6/05 vs. St. L.)
- CG — 20 career (last, 9/5/06 at Bos.)
- Shutouts — 7 career (last, 5/22/05 at Det.)
- 10+ Strikeouts — 29 (last 9/26/06 at Cle.)
- Win Streak — 6 games (8/12-9/7/01)
- Consecutive Scoreless IP — 29.0 (8/18-9/2/03)

NON-ROSTER INVITES

COLE ARMSTRONG

75



PLAYERS

Given Name: Melville Cole Armstrong

Position: Catcher

Bats: Right

Throws: Right

Height: 6-3

Weight: 210

Opening Day Age: 23

Born: August 24, 1983, Surrey, B.C.

Resides: Surrey, B.C.

First Pro Contract: Atlanta Braves, selected in the 12th round, June 2001 First-Year Player Draft.

Sox Acquisition: Selected in the Rule 5 Minor League Draft, December 8, 2005 (acquisition recommended by Derek Valenzuela).

Major League Service: None

Contract Status: Signed through 2007.

■ **2006:** Spent his first season in the White Sox organization with Class A Winston-Salem and Class AA Birmingham ... threw out 27.3 (18-66) percent of attempted basestealers ... made 41 appearances at catcher, five at first base and two as the designated hitter ... spent the majority of the season with the Warthogs, batting .237 (31-131) in 42 games ... began the season on the disabled list with a right knee injury ... was reinstated on 4/19 ... appeared in three games with Winston-Salem before being transferred to Birmingham on 4/28 ... was 3-25 (.120) in eight games with the Barons ... returned to the Warthogs on 5/27 ... reached base safely in 12 consecutive games from 6/19-8/1 ... hit his last home run on 7/21 vs. Myrtle Beach ... went 15-45 (.333) in 15 games in June and July ... his average was as high as .316 on 7/29 before he went 1-26 (.038) over his next eight games and 13-74 (.176) in his final 22.

MINOR LEAGUE HIGHLIGHTS

■ **2005:** Hit .228 (86-378) at Class A Rome in the Braves organization ... made 42 appearances at catcher and 11 at first base ... threw out 25.0 percent of attempted basestealers (10-40) ... led the club in extra-base hits (34), ranked third in doubles (26) and tied for third in home runs (seven) ... hit two home runs and drove in five runs on 7/23 at Asheville ... was selected by the White Sox in the minor-league portion of the Rule 5 draft on 12/8/05.

■ **2004:** Was named to the Appalachian League postseason All-Star Team after hitting .316 with six home runs and 46 RBI with Advanced Rookie Danville ... finished third in the league in on-base percentage (.411) and fourth in average and RBI ... also ranked second on the team in average and walks (29) ... earned Atlanta's Minor League Player of the Month honors for May and June.

■ **2003:** Made his professional debut at Rookie Gulf Coast Braves, going 2-17 (118) in nine games ... was recommended by Al Goetz (Braves).

MISCELLANEOUS/PERSONAL

■ Single ... attended Chipola Junior College in Marianna, Fla.

YEAR	CLUB	AVG	G	AB	R	H	TB	2B	3B	HR	RBI	SH	SF	HB	BB	SO	SB	CS	E
2003	GCL Braves	.118	9	17	0	2	2	0	0	0	0	1	0	0	1	2	0	0	1
2004	Danville	.316	49	174	30	55	82	9	0	6	46	0	3	1	29	17	0	0	2
2005	Rome	.228	105	378	33	86	135	26	1	7	42	1	7	0	32	71	0	2	6
2006	Winston-Salem	.237	42	131	9	31	42	5	0	2	14	0	1	0	17	30	0	0	2
	Birmingham	.120	8	25	3	3	3	0	0	0	0	0	0	0	2	2	0	0	1
MINOR TOTALS		.244	213	725	75	177	264	40	1	15	102	2	11	1	81	122	0	2	12

— Selected by the White Sox in the 12th round of the First-Year Player Draft (6/01).

— Selected by Atlanta in the 16th round of the First-Year Player Draft (6/03).


— On Class A Rome disabled list with a strained right hamstring (4/17-26/05).

— Selected by the White Sox in the Rule 5 Minor League Draft (12/8/05).

— On Class A Winston-Salem disabled list with a right knee injury (4/6-19/06).

LANCE BROADWAY

70



Given Name: Lance Daniel Broadway
Position: Pitcher
Bats: Right **Throws:** Right
Height: 6-2 **Weight:** 210
Opening Day Age: 23
Born: August 20, 1983, Dallas, Texas
Resides: Mansfield, Texas
First Pro Contract: White Sox.
Sox Acquisition: Selected in the first round (15th overall), June 2005
 First-Year Player Draft.
Major League Service: None.
Contract Status: Signed through 2007.

PLAYERS

■ **2006:** Is ranked by *Baseball America* as the No. 3 Prospect in the White Sox organization and having the Best Curveball entering the 2007 season ... combined to go 8-8 with a 2.75 ERA (49 ER/160.1 IP) and 117 strikeouts in 26 starts between Class AA Birmingham and Class AAA Charlotte ... ranked among organizational leaders in complete games (T2nd, 2), ERA (3rd), IP (4th) and strikeouts (7th) ... made 19 quality starts ... spent the majority of the season with the Barons, going 8-8 with a 2.74 ERA (47 ER/154.1 IP) in 25 starts ... was named to the Southern League midseason All-Star Team ... ranked fifth in the SL in ERA and led Birmingham in complete games and shutouts (one) ... was named SL Pitcher of the Week twice (5/8-14 and 7/31-8/6) ... struck out a season-high 10 in his season debut on 4/7 vs. West Tennessee (6.0 IP) ... was 3-1 with a monthly-best 1.74 ERA (6 ER/31.0 IP) in April ... tossed a four-hit shutout with seven strikeouts on 5/8 at Tennessee ... won four of his first five decisions before going 0-5 with a 4.81 ERA (28 ER/52.1 IP) in nine starts from 5/18-7/1 ... walked seven batters in a loss on 6/3 vs. Huntsville (4.2 IP) ... did not allow a run in back-to-back outings on 7/6 vs. Huntsville (8.0 IP) and 7/14 at Chattanooga (7.0 IP) ... registered a quality start in each of his final five appearances with the Barons (3-2, 2.61 ERA) ... was promoted to the Knights on 8/17 ... made one start with Charlotte, receiving a no decision on 8/23 at Richmond (2 ER/6.0 IP) ... did not factor in the decision in Game 4 of the International League playoffs vs. Toledo, allowing two earned runs with 11 strikeouts over 6.0 IP ... was ranked by *Baseball America* as the No. 8 Prospect in the White Sox organization entering the season

MINOR LEAGUE HIGHLIGHTS

■ **2005:** Made his pro debut at Class A Winston-Salem ... went 1-3 with a 4.58 ERA (28 ER/55.0 IP) in 11 starts ... averaged 9.5 strikeouts per 9.0 IP (58 SO) ... gave up only four home runs ... posted a 4.66 ERA in the first two innings and a 3.82 mark from the third inning on ... earned his first professional win on 6/26 vs. Wilmington (2 ER/5.0 IP) ... went 1-1 with a 2.83 ERA (15 ER/47.2 IP) over his first nine starts ... recorded a season-high nine strikeouts on 8/1 vs. Salem ... tossed 6.0 scoreless IP on 8/11 at Wilmington ... lost his final two starts (13 ER/7.1 IP) ... agreed to terms with the Sox on 6/13 ... was recommended by Keith Staab (White Sox).

MISCELLANEOUS/PERSONAL

■ Single ... attended Texas Christian University ... went 15-1 with a 1.62 ERA (21 ER/117.0 IP) as a senior ... was named First Team All-American by *Baseball America* and Louisville Slugger ... named Conference USA Male Athlete of the Year and Conference USA Pitcher of the Year ... was a finalist for the Roger Clemens Award ... led all NCAA Division I pitchers in victories, while setting a school record for wins and strikeouts (151) ... was named second-team All-American by USA Today/Sports Weekly ... twice earned All-Conference honors at Dallas Baptist University before transferring to TCU ... threw two no-hitters as a freshman at Dallas Baptist ... played for the Wisconsin Woodchucks in the Northwoods League ... was tabbed by *Baseball America* as the league's top draft prospect ... became the first pitcher in Northwoods League history to throw a no-hitter ... led the league with a 1.80 ERA and 95 strikeouts in 65.0 IP.

YEAR	CLUB	W-L	PCT	ERA	G	GS	CG	SHO	SV	IP	H	R	ER	HR	HB	BB-I	SO	WP	BK
2005	Winston-Salem	1-3	.250	4.58	11	11	0	0	0	55.0	68	31	28	4	7	20-0	58	2	0
2006	Birmingham	8-8	.500	2.74	25	25	2	1	0	154.1	160	59	47	10	10	40-0	111	10	0
	Charlotte	0-0	.000	3.00	1	1	0	0	0	6.0	5	2	2	0	0	1-0	6	0	0
MINOR TOTALS		9-11	.450	3.22	37	37	2	1	0	215.1	233	92	77	14	17	61-0	175	12	0

— Selected by the White Sox in the first round (15th overall) of the First-Year Player Draft (6/05).

RYAN BUKVICH

63

Given Name: Ryan Adrian Bukvich
Position: Pitcher
Bats: Right **Throws:** Right
Height: 6-2 **Weight:** 250
Opening Day Age: 28
Born: May 13, 1978, Naperville, Ill.
Resides: Brandon, Miss.
First Pro Contract: Kansas City Royals, selected in the 11th round, June 2000 First-Year Player Draft.
Sox Acquisition: Signed as a free agent, November 20, 2006.
Major League Service: One year, 143 days.
Contract Status: Signed through 2007.



PLAYERS

■ **2006:** Combined to go 5-2 with a 5.17 ERA (27 ER/47.0 IP) in 38 relief appearances between Class A Bakersfield, Class AAA Oklahoma and the Arizona League Rangers ... averaged 9.2 strikeouts per 9.0 IP (48 SO) ... threw at least 2.0 IP on 10 occasions ... began the season on the disabled list while recovering from elbow surgery in 2005 ... was reinstated from the disabled list on 4/18 ... was 2-0 with a 2.70 ERA (3 ER/10.0 IP) in six games with Bakersfield before being transferred to Oklahoma on 5/5 ... posted a 6.11 ERA (24 ER/35.1 IP) in 31 games with the Redhaws ... recorded back-to-back wins on 7/18 at Iowa (1 ER/2.1 IP) and 7/23-2 vs. Nashville (1 ER/1.0 IP) ... was placed on the disabled list on 8/2 with a strained right elbow ... made one rehab appearance with AZL Rangers on 8/15 (0 ER/1.2 IP) ... was returned from his rehab assignment and reinstated from the disabled list on 8/17 ... allowed five runs over his last nine outings (4.1 IP).

MAJOR LEAGUE HIGHLIGHTS

■ **2005:** Appeared in four games with Texas, posting an 11.25 ERA (5 ER/4.0 IP) ... made his second Opening Day roster ... made his Rangers debut on 4/6 at the Angels with 1.0 scoreless IP ... was placed on the 15-day disabled list on 4/17 with right elbow soreness ... was transferred to the 60-day disabled list on 5/16 and missed the rest of the season after undergoing Tommy John surgery ... was claimed off waivers from San Diego on 2/4.

■ **2004:** Made nine relief appearances with Kansas City after spending the majority of the season at Class AAA Omaha ... was recalled by the Royals on 7/3 ... limited opponents to a .182 average and made nine scoreless outings ... made six straight hitless appearances from 7/5-20 (5.1 IP), but allowed three runs in his final three games (2.0 IP) ... earned his first major-league save on 7/15 vs. Minnesota (0.1 IP) ... was traded by Kansas City to San Diego with pitcher Darrell May in exchange for outfielder Terrence Long, pitcher Dennis Tankersley and cash considerations on 11/8.

■ **2003:** Was 1-0 with a 9.58 ERA (11 ER/10.1 IP) in nine relief appearances over two stints with the Royals ... made his first Opening Day roster ... earned the win in his season debut on 4/3 vs. the White Sox, tossing 2.0 scoreless IP ... was optioned to Omaha on 5/6 and recalled on 6/20 ... made one appearance on 6/21 at St. Louis (2 ER/1.0 IP) before being optioned back to Omaha on 6/26 for the remainder of the season ... allowed nine earned runs in 3.1 IP over his final four outings.

■ **2002:** Went 1-0 with a 6.12 ERA (17 ER/25.0 IP) in 26 games over two stints with Kansas City ... his contract was purchased by the Royals on 7/11 ... made his major-league debut on 7/12 at Anaheim, tossing 1.2 scoreless IP ... did not allow a run over his first four games (4.1 IP) ... registered his first major-league win on 8/16 at Tampa Bay (0 ER/1.0 IP) ... posted a 1.23 ERA (1 ER/7.1 IP) in his first seven outings, but allowed 16 earned runs over his final 19 appearances (8.15 ERA).

MINOR LEAGUE HIGHLIGHTS

■ **2004:** Went 3-4 with a 4.37 ERA (23 ER/47.1 IP) and seven saves in 38 relief appearances with Class AAA Omaha ... recorded at least one strikeout in 33 of his 38 games, including 19 straight from 4/26-6/17 ... struck out a season-high five batters on 5/11 vs. Scottsdale (2.1 IP).

■ **2003:** Spent the majority of the season with Omaha, going 1-2 with a 4.91 ERA (20 ER/36.2 IP) and five saves in 34 games ... averaged 10.8 strikeouts per 9.0 IP (44 SO) ... earned three saves over four outings from 6/12-18 ... struck out six on 8/5 vs. Salt Lake (3.0 IP) ... allowed just two earned runs over his final 17 games (21.2 IP).

■ **2002:** Combined to go 2-1 with a 0.94 ERA (5 ER/48.0 IP) and 16 saves in 35 appearances with Class AA Wichita and Omaha ... was named to the Texas League midseason All-Star Team after going 1-1 with a 1.31 ERA (5 ER/34.1 IP) and eight saves with Wichita ... did not allow a run over his first 16 games with the Wranglers (25.1 IP) ... went 1-0 with a 0.00 ERA (0 ER/13.2 IP) and eight saves in 12 games with Omaha.

■ **2001:** Split the season between Class A Wilmington and Wichita, going 0-1 with a 2.07 ERA (16 ER/69.2 IP) and 13 saves in 44 relief outings ... averaged 12.1 strikeouts per 9.0 IP (94 SO) ... posted a 1.72 ERA with Wilmington, while holding opponents to a .194 average ... also recorded at least two strikeouts in 27 of 37 appearances with Wilmington.

■ **2000:** Was 2-0 with a 2.37 ERA (8 ER/30.1 IP) with six saves in 23 combined games at Advanced Rookie League, Class A Charleston (W. Va.) and Wilmington ... made his professional debut with Spokane on 6/22 vs. Eugene.

MISCELLANEOUS/PERSONAL

■ Attended the University of Mississippi ... is a 1996 graduate of Northwest Rankin High School in Brandon, Mississippi.

PLAYERS

YEAR	CLUB	W-L	PCT	ERA	G	GS	CG	SHO	SV	IP	H	R	ER	HR	HB	BB-I	SO	WP	BK
2000	Spokane	2-0	1.000	0.64	10	0	0	0	2	14.0	5	1	1	0	1	9-0	15	1	0
	Charleston, WV	0-0	.000	1.88	11	0	0	0	4	14.1	6	3	3	0	1	7-0	17	1	0
	Wilmington	0-1	.000	18.00	2	0	0	0	0	2.0	3	4	4	0	1	5-2	3	1	0
2001	Wilmington	0-1	.000	1.72	37	0	0	0	13	57.2	41	16	11	1	4	31-0	80	5	1
	Wichita	0-0	.000	3.75	7	0	0	0	0	12.0	9	6	5	2	0	2-0	14	2	0
2002	Wichita	1-1	.500	1.31	23	0	0	0	8	34.1	17	8	5	0	0	15-1	47	0	0
	Omaha	1-0	1.000	0.00	12	0	0	0	8	13.2	4	0	0	0	0	7-0	17	0	0
	KANSAS CITY	1-0	1.000	6.12	26	0	0	0	0	25.0	26	19	17	2	1	19-3	20	1	0
2003	KANSAS CITY	1-0	1.000	9.58	9	0	0	0	0	10.1	12	11	11	2	0	9-0	8	1	0
	Omaha	1-2	.333	4.91	34	0	0	0	5	36.2	39	21	20	2	0	25-0	44	6	0
2004	Omaha	3-4	.429	4.37	38	0	0	0	7	47.1	33	25	23	4	6	30-0	60	5	0
	KANSAS CITY	0-0	.000	3.68	9	0	0	0	1	7.1	4	3	3	0	0	7-0	7	0	0
2005	TEXAS	0-0	.000	11.25	4	0	0	0	0	4.0	2	5	5	0	0	6-0	4	0	0
2006	Bakersfield	2-0	1.000	2.70	6	0	0	0	0	10.0	6	4	3	0	0	5-0	10	1	0
	Oklahoma	3-2	.600	6.11	31	0	0	0	0	35.1	44	27	24	8	0	22-0	37	2	0
	AZL Rangers	0-0	.000	0.00	1	0	0	0	0	1.2	1	0	0	0	0	0-0	1	0	0
MINOR TOTALS		13-11	.542	3.19	212	0	0	0	47	279.0	208	115	99	17	13	158-3	345	24	1
A.L. TOTALS		2-0	1.000	6.94	48	0	0	0	1	46.2	44	38	36	4	1	41-3	39	2	0
M.L. TOTALS		2-0	1.000	6.94	48	0	0	0	1	46.2	44	38	36	4	1	41-3	39	2	0

- Selected by Kansas City in the 11th round of the First-Year Player Draft (6/00).
- Traded by Kansas City with pitcher Darrell May to San Diego in exchange for outfielder Terrence Long, pitcher Dennis Tankersley and cash considerations (11/8/04).
- Claimed by Texas off waivers from San Diego (2/4/05).
- On Texas disabled list with right elbow inflammation (4/17/05-remainder of season).
- On Class AAA Oklahoma disabled list while recovering from right elbow surgery (4/6-18/06).
- On Class AAA Oklahoma disabled list with a strained right elbow (8/2-17/06); included rehab assignment to AZL Rangers (8/14-16/06).
- Signed by White Sox as a free agent (11/20/06).

JOHN DANKS

67

Given Name: John W. Danks

Position: Pitcher

Bats: Left

Throws: Left

Height: 6-1

Weight: 200

Opening Day Age: 21

Born: April 15, 1985, Austin, Texas

Resides: Round Rock, Texas

First Pro Contract: Texas Rangers, selected in the first round (ninth overall), June 2003 First-Year Player Draft.

Sox Acquisition: Obtained from the Texas Rangers with pitchers Nick Masset and Jacob Rasner in exchange for pitcher Brandon McCarthy and outfielder David Paisano, December 23, 2006.

Major League Service: None.

Contract Status: Signed through 2007.



■ **2006:** Is ranked by *Baseball America* as the No. 1 Prospect and having the Best Curveball in the Texas organization entering the 2007 season ... also was tabbed by the same publication as the No. 7 Prospect in the Texas League and the No. 14 Prospect in the Pacific Coast League following the season ... split the season between Class AA Frisco and Class AAA Oklahoma, combining to go 9-9 with a 4.24 ERA (66 ER/140.0 IP) and 154 strikeouts in 27 games (26 starts) ... led all Rangers minor leaguers in strikeouts and tied for eighth in ERA ... averaged 9.9 strikeouts per 9.0 IP ... made 11 quality starts ... lasted at least 6.0 IP on 11 occasions ... began the season with the Rough Riders, going 5-4 with a 4.15 ERA (32 ER/69.1 IP) and 82 strikeouts in 13 starts ... was named to the TL midseason All-Star Team ... opponents hit .273 (74-271), including a .300 (24-80) mark by left-handers ... went

1-4 with a 7.15 ERA (18 ER/22.2 IP) in his first five starts, but 4-0 with a 2.70 ERA (14 ER/46.2 IP) and 54 strikeouts in his final eight ... struck out a season-high 12 batters on 5/15 at San Antonio (6.0 IP) ... was promoted to Oklahoma on 6/22 and went 4-5 with a 4.33 ERA (34 ER/70.2 IP) and 72 strikeouts in 14 games (13 starts) ... limited the opposition to a .248 (67-270) average, while lefties batted just .177 (14-79) ... made his only relief appearance in his Class AAA debut on 4/24 vs. Nashville (5 ER/5.0 IP) ... was 0-3 with a 10.26 ERA (19 ER/16.2 IP) in six games (five starts) from 7/9-26 ... posted a 2.75 ERA (11 ER/36.0 IP) over his last seven starts ... was a non-roster invitee to spring training ... earned the victory in an exhibition game vs. the Japanese World Baseball Classic squad on 3/9, tossing 3.0 scoreless IP ... was traded to the White Sox on 12/23 with pitchers Nick Masset and Jacob Rasner in exchange for pitcher Brandon McCarthy and outfielder David Paisano ... his acquisition was recommended by Gary Pelland and Paul Provas.

MINOR LEAGUE HIGHLIGHTS

■ **2005:** Was ranked by *Baseball America* as the No. 2 Prospect in the Rangers organization and possessing the Best Curveball following the season ... also was cited by the same publication as the No. 11 Prospect in both the California League and Texas League ... went 7-13 with a 4.38 ERA (76 ER/156.0 IP) and 138 strikeouts in 28 games (27 starts) between Class A Bakersfield and Class AA Frisco ... finished third among all Texas minor-leaguers in strikeouts and seventh in ERA ... began the season with Bakersfield, going 3-3 with a 2.50 ERA (16 ER/57.2 IP) with 53 strikeouts in 10 starts ... held opponents to a .228 (50-219) average ... did not allow more than three runs in an outing ... was promoted to Frisco on 5/29 and went 4-10 with a 5.49 ERA (60 ER/98.1 IP) and 85 strikeouts in 18 games (17 starts) ... averaged 7.8 strikeouts per 9.0 IP, third-most among TL starters.

■ **2004:** Was rated by *Baseball America* as the No. 2 Prospect in the Texas organization and having the Best Curveball following the season ... also was named by the same publication the No. 4 Prospect in the Midwest League and the No. 11 Prospect in the California League ... pitched in the MLB All-Star Futures Game on 7/11 at Minute Maid Park, earning the victory with 1.0 scoreless IP ... combined to go 4-6 with a 3.78 ERA (44 ER/104.2 IP) in 27 games (21 starts) between Class A Clinton and Class A Stockton ... began the season with Clinton, going 3-2 with a 2.17 ERA in 14 games (eight starts) ... was 1-1 with a 1.93 ERA (7 ER/32.2 IP) as a starter and 2-1 with a 2.65 ERA (5 ER/17.0 IP) in relief ... opponents hit .210 ... posted a 0.59 ERA (2 ER/30.2 IP) from 4/23-5/25 ... ranked sixth in the MWL in ERA at the time of his promotion ... was 1-4 with a 5.24 ERA in 13 starts with Stockton ... was the youngest player to appear in the CL all season ... recorded a save in his only postseason appearance on 9/8 vs. San Jose with 4.0 scoreless IP.

■ **2003:** Combined to go 1-2 with a 4.56 ERA (13 ER/25.2 IP) in 10 games (eight starts) between the Rookie Rangers and Advanced Rookie Spokane ... was 1-0 with a 0.69 ERA (1 ER/13.0 IP) in five games (three starts) with the AZL Rangers ... made his professional debut on 7/21 at the Brewers ... earned his first win on 7/26 vs. Angels (0 ER/3.0 IP) ... went 0-2 with an 8.53 ERA (12 ER/12.2 IP) in five starts with Spokane.

MISCELLANEOUS/PERSONAL

■ Single ... is a 2003 graduate of Round Rock (Texas) High School ... was selected as the Gatorade Texas High School Player of the Year and a Second-Team High School All-American by *Baseball America* as a senior after going 10-3 with a 1.61 ERA and 173 strikeouts ... played in the All-American High School All-Star Game in New Jersey and the Texas High School Coaches Association Class 4A-5A All-Star Game in Round Rock ... father, John, was a four-year basketball letterman at the University of Texas (1977-80) ... brother, Jordan, was selected by the White Sox in the 19th round of the 2005 First-Year Player draft, but did not sign ... Jordan is a sophomore outfielder with the Longhorns.


YEAR	CLUB	W-L	PCT	ERA	G	GS	CG	SHO	SV	IP	H	R	ER	HR	HB	BB-I	SO	WP	BK
2003	AZL Rangers	1-0	1.000	0.69	5	3	0	0	0	13.0	6	3	1	0	0	4-0	22	1	0
	Spokane	0-2	.000	8.53	5	5	0	0	0	12.2	12	12	0	0	0	7-0	13	0	0
2004	Clinton	3-2	.600	2.17	14	8	0	0	0	49.2	38	17	12	4	1	14-0	64	1	0
	Stockton	1-4	.200	5.24	13	13	0	0	0	55.0	62	38	32	5	1	26-0	48	3	1
2005	Bakersfield	3-3	.500	2.50	10	10	0	0	0	57.2	50	18	16	5	2	16-0	53	1	0
	Frisco	4-10	.286	5.49	18	17	0	0	0	98.1	117	66	60	12	5	34-0	85	3	0
2006	Frisco	5-4	.556	4.15	13	13	0	0	0	69.1	74	38	32	11	2	22-0	82	3	0
	Oklahoma	4-5	.444	4.33	14	13	0	0	0	70.2	67	43	34	11	1	34-0	72	2	0
MINOR TOTALS		21-30	.412	4.20	92	82	0	0	0	426.1	426	235	199	48	12	157-0	439	14	1

— Selected by Texas in the first round (ninth overall) in the First-Year Player Draft (6/03).

— Traded by Texas with pitchers Nick Masset and Jacob Rasner for pitcher Brandon McCarthy and outfielder David Paisano (12/23/06).

GIO GONZALEZ

68



Given Name: Giovanni A. Gonzalez
Position: Pitcher
Bats: Right **Throws:** Left
Height: 5-11 **Weight:** 185
Opening Day Age: 21
Born: September 19, 1985, Hialeah, Fla.
Resides: Hialeah, Fla.
First Pro Contract: Selected as a sandwich pick between the first and second rounds (38th overall), June 2004 First-Year Player Draft.
Sox Acquisition: Obtained from Philadelphia with pitcher Gavin Floyd in exchange for pitcher Freddy Garcia, December 7, 2006.
Major League Service: None.
Contract Status: Signed through 2007.

PLAYERS

■ **2006:** Was 7-12 with a 4.66 ERA (80 ER/154.2 IP) and 166 strikeouts in 27 starts with Class AA Reading ... was named to the Eastern League midseason All-Star Team ... his 166 strikeouts ranked second in the EL and 12th among all minor-leaguers ... averaged 9.7 strikeouts per 9.0 IP, third-most in the EL ... was the youngest EL pitcher to spend the entire season on an active roster (20) ... led the league in home runs allowed (24) and walks (81) ... participated in MLB All-Star Futures Game at PNC Park in Pittsburgh ... was named Phillies Minor League Pitcher of the Week for 4/6-16 after not allowing a run in his first two starts (12.0 IP) ... struck out a season-high 12 batters on 6/13 at Erie (7.0 IP) ... won three straight decisions from 8/2-19, allowing five earned runs in 24.0 IP (1.88 ERA) ... went a season-high 8.0 IP in a victory on 8/8 vs. Bowie (2 ER) ... was 0-2 with an 8.64 ERA (16 ER/16.2 IP) over his final three starts ... played for Peoria of the Arizona Fall League, going 0-0 with a 2.81 ERA (5 ER/16.0 IP) and 20 strikeouts in six starts ... was the starting pitcher in the AFL inaugural "Rising Stars Showcase." ... Sox acquisition was recommended by Gary Pellant, Doug Laumann, John Tumminia and Daraka Shaheed.

MINOR LEAGUE HIGHLIGHTS

■ **2005:** Split the season between Class A Kannapolis and Class A Winston-Salem, going 13-6 with a 2.82 ERA (41 ER/131.0 IP) and 163 strikeouts in 24 games (23 starts) ... lead all White Sox farmhands in strikeouts and tied for second in ERA ... was named to the South Atlantic League mid-season All-Star Team ... averaged 11.2 strikeouts per 9.0 IP ... twice was named SAL Pitcher of the Week (4/7-17 and 5/30-6/5) ... did not allow a run in his first two starts (11.0 IP) and in five of his first 10 outings ... was promoted to the Warthogs on 6/17 ... tied for second on the club in victories ... was 4-1 with a 1.41 ERA (5 ER/32.0 IP) over his final five starts.

■ **2004:** Combined to go 2-3 with a 2.70 ERA (17 ER/56.2 IP) in 13 games (12 starts) between Advanced Rookie Bristol and Class A Kannapolis ... averaged 10.0 strikeouts per 9.0 IP ... allowed 47 hits, an average of 7.5 per 9.0 IP ... was rated by *Baseball America* as the No. 7 prospect in the organization and the No. 5 prospect in the Appalachian League ... among the Sox 2004 draft class, was cited by the same publication as having the Best Breaking Ball, Best Fastball and Closest to the Majors (with Josh Fields) ... allowed only one home run at the two stops ... was promoted to Kannapolis on 7/29 ... struck out 11 batters over 5.1 IP on 8/21 at Lakewood ... was recommended/signed by Jose Ortega (White Sox).

MISCELLANEOUS/PERSONAL


■ Single ... ranked by *Baseball America* as the No. 28 Prospect in the 2004 draft ... went 6-0 with a 1.37 and 87 strikeouts as a senior at Monsignor Pace High School in Hialeah, Fla. ... was a two-time selection to the Miami Herald All-Dade Baseball Team, as well as the Florida Sports Writers Association's Florida All-State Team ... pitched in back-to-back state championship games as a freshman and sophomore ... was 5-2 with a 0.99 ERA, 119 strikeouts and 34 hits allowed as a junior.

YEAR	CLUB	W-L	PCT	ERA	G	GS	CG	SHO	SV	IP	H	R	ER	HR	HB	BB-I	SO	WP	BK
2004	Bristol	1-2	.333	2.25	7	6	0	0	0	24.0	17	8	6	0	0	8-0	36	4	1
	Kannapolis	1-1	.303	3.03	6	6	0	0	0	32.2	30	13	11	1	0	13-0	27	1	1
2005	Kannapolis	5-3	.625	1.87	11	10	0	0	0	57.2	36	16	12	3	2	22-0	84	2	3
	Winston-Salem	8-3	.727	3.56	13	13	0	0	0	73.1	61	33	29	5	1	25-0	79	2	3
2006	Reading	7-12	.368	4.66	27	27	0	0	0	154.2	140	88	80	*24	8	*81-0	166	9	2
MINOR TOTALS		22-21	.512	3.63	64	62	0	0	0	342.1	284	158	138	33	11	149-0	392	18	10

* Led League

- Selected by the White Sox with a sandwich pick between the first and second rounds (38th overall) of First-Year Player Draft (6/04).
- Traded by the White Sox with outfielder Aaron Rowand and pitcher Daniel Haigwood to Philadelphia in exchange for first baseman Jim Thome and cash considerations (11/25/05).
- Traded by Philadelphia with pitcher Gavin Floyd to the White Sox in exchange for pitcher Freddy Garcia (12/6/06).

Given Name: Wiklenman Vicente Gonzalez
Position: Catcher
Bats: Right **Throws:** Right
Height: 5-11 **Weight:** 205
Opening Day Age: 32
Born: May 17, 1974, Aragua, Venezuela
Resides: Palo Negra, Venezuela
First Pro Contract: Pittsburgh Pirates, signed as a free agent, February 12, 1992.
Sox Acquisition: Signed as a free agent, January 17, 2007.
Major League Service: Four years, 42 days.
Contract Status: Signed through 2007.



■ **2006:** Split the season between Washington and Class AAA New Orleans ... began the season with the Nationals and batted .229 (8-35) in 12 games ... made Washington's Opening Day roster ... appeared in two games before being optioned to New Orleans on 4/14 ... was designated for assignment on 4/26 ... hit safely in his first nine starts with the Zephyrs (.286, 10-35) ... his contract was purchased from New Orleans on 5/14 ... appeared in 10 games before being outrighted on 5/26 ... batted .324 (12-37) over his final 13 games ... was placed on the New Orleans suspended list from 7/14 for violation of club policy ... was reinstated from the suspended list on 7/30 and placed on the temporarily inactive list on 7/31 to tend to family matters ... did not play the remainder of the season.

MAJOR LEAGUE HIGHLIGHTS

- **2005:** Played in 14 games with Seattle ... threw out 3 of 6 (50.0 percent) of attempted basestealers ... hit safely in nine of his 14 games ... his contract was purchased from Class AAA Tacoma on 5/6 ... went 3-4 with two doubles in his season debut on 5/8 at Boston ... recorded two RBI on 5/13 vs. Boston ... was placed on the 15-day disabled list with a strained left hamstring on 5/15 ... was recalled from the disabled list on 7/1 and optioned to Tacoma ... was recalled on 7/29 and was 6-29 (.207) over his final 10 games ... was optioned to Tacoma on 8/15.
- **2003:** Appeared in 24 games with San Diego ... threw out 12.5 percent (2-16) of attempted basestealers ... made the Padres Opening Day roster ... was 7-17 (.412) in his first five games went into a 6-48 slump before being outrighted to Class AAA Portland 5/17 ... tossed 1.0 scoreless IP on 5/15 vs. Atlanta, retiring Marcus Giles, Robert Fick and Andruw Jones.
- **2002:** Played in 56 games with San Diego ... threw out 40.5 percent (15-37) of attempted basestealers ... batted .310 (13-42) vs. left-handers ... began the season on the 15-day disabled list with a fractured left hamate bone ... Florida stole 10 bases on 5/18 at Pro Player Stadium (off pitcher Stan Spencer) ... hit his lone home run on 6/16 vs. Seattle (off Jamie Moyer) ... was on the 15-day disabled list from 7/18-8/24 with a strained right hip flexor ... underwent surgery on 10/3 to remove five bone chips from his right elbow.
- **2001:** Established a career high with eight home runs with San Diego ... hit .325 (26-80) on the road and .345 (20-58) vs. southpaws ... threw out 37.1 percent (13-35) of attempted basestealers ... Padres pitchers posted a 4.39 ERA (161 ER/330.1 IP) when he was behind the plate ... was on the disabled list from 6/3-7/3 with a strained right ankle sustained in a home-plate collision with Lance Berkman on 5/31 vs. Houston ... suffered a mild concussion in a home-plate collision with Cincinnati's Adam Dunn on 8/5 and missed the next six games ... hit .389 (28-72) in 22 games from 5/19-8/31, raising his average from .224 to .322 ... agreed to a four-year extension with a club option for 2006 on 10/5.
- **2000:** Spent his first full season with San Diego, hitting .232 (66-284) with 15 doubles, five home runs and 30 RBI ... was rated by *Baseball America* as the No. 8 Prospect and the Best Defensive Catcher in the Padres organization entering the season ... threw out 33.8 percent (23-68) of attempted basestealers ... was charged with seven passed balls ... Padres pitchers posted a 4.36 ERA (330 ER/680.2 IP) when he was behind the plate ... hit safely in a career-best 11 consecutive games from 4/6-21, batting .378 (14-37) ... registered his first stolen base on 4/9 at Montreal ... hit .378 in his first 11 games, but .211 the remainder of the season.
- **1999:** Batted .253 (21-83) with three homers and 12 RBI in his first season with San Diego ... his contract was purchased by the Padres on 8/13 ... went 3-4 with a triple in his major-league debut on 8/14 vs. Florida, becoming the first San Diego player to record at least three hits in his first game since Barry Evans on 9/4/78 at Atlanta ... hit a game-winning, pinch single on 8/27 vs. Milwaukee ... hit his first home run as a pinch hitter on 9/9 vs. Montreal (off Ted Lilly) ... hit a 411-foot home run on 9/25 at Los Angeles, at the time just the seventh ball hit into the second deck in left field at Dodger Stadium.

MINOR LEAGUE HIGHLIGHTS

- **2005:** Appeared in 47 games with Class AAA Tacoma, batting .313 (55-176) with five home runs and 28 RBI ... went 3-3 with a double, home run and five RBI on 8/29 vs. Las Vegas ... hit safely in his 10 straight games from 8/19-9/4, going 14-38 (.368).
- **2004:** Missed the majority of the season after tearing the ACL in his right knee ... hit safely in 12 of 13 games with Tacoma, including a nine-game hitting streak from 4/17-5/3 ... was traded by San Diego with pitcher Kevin Jarvis, infielder Dave Hansen and outfielder Vince Faison to Seattle in exchange for infielder Jeff Cirillo, pitcher Brian Sweeney and cash considerations on 1/6.
- **2003:** Hit .282 (42-149) with four home runs and 20 RBI in 44 games with Class AAA Portland ... drew 21 walks compared to 12 strikeouts ... was on the disabled list from 7/5-8/14 with a strained left calf.
- **2002:** Batted .340 (18-53) with a home run and six RBI in 19 rehabilitation assignment games with Class A Lake Elsinore.
- **2001:** Made four rehab appearances with Lake Elsinore.
- **1999:** Combined to hit .319 (101-317) with 16 home runs and 61 RBI in 85 games between Class AA Mobile and Class AAA Las Vegas ... was named by *Baseball America* as the Best Defensive Catcher in the Southern League.
- **1998:** Split the season between Class A Rancho Cucamonga and Mobile, hitting .306 (110-359) with 33 doubles, 14 home runs and 85 RBI in 97 games ... combined to throw out 43.2 (32-74) percent of attempted basestealers ... was on the disabled list from 5/23-30 with a strained right hamstring ... matched a California League record with four doubles while driving in seven runs on 8/20 at Lake Elsinore.
- **1997:** Batted .285 (72-253) with 51 RBI in 80 games between Rancho Cucamonga and Mobile in his first season in the San Diego organization.
- **1996:** Spent his second consecutive season with Class A Augusta in the Pittsburgh organization, hitting .253 (106-419) ... struck out once every 12.0 at-bats, the second-best ratio in the South Atlantic League ... was selected by San Diego in the Rule 5 Minor League Draft on 12/9.
- **1995:** Hit .241 (67-278) with 17 doubles, three home runs and 36 RBI in 84 games with Augusta.
- **1996:** Appeared in 41 games with Rookie Pirates, batting .336 (48-143) with four homers and 26 RBI ... was named to the Gulf Coast League All-Star Team.

MISCELLANEOUS/PERSONAL

- Married Nelky ... has two children: Wilnelky and Vianelle.

YEAR	CLUB	AVG	G	AB	R	H	TB	2B	3B	HR	RBI	SH	SF	HB	BB	SO	SB	CS	E
1994	GCL Pirates	.336	41	143	25	48	72	8	2	4	26	1	1	3	13	13	2	3	11
1995	Augusta	.241	84	278	41	67	93	17	0	3	36	2	5	2	26	32	5	4	6
1996	Augusta	.253	118	419	52	106	145	21	3	4	62	2	5	7	58	41	4	6	23
1997	Rancho Cucamonga	.300	33	110	18	33	59	9	1	5	26	1	1	0	7	25	1	1	2
	Mobile	.273	47	143	15	39	60	7	1	4	25	0	1	2	10	12	1	1	3
1998	Rancho Cucamonga	.288	75	292	51	84	142	24	2	10	59	0	4	2	26	54	0	0	3
	Mobile	.388	22	67	20	26	47	9	0	4	26	0	2	2	14	4	0	0	0
1999	Mobile	.338	61	225	38	76	126	16	2	10	49	0	3	7	29	28	0	0	7
	Las Vegas	.272	24	92	13	25	49	6	0	6	12	0	0	3	5	10	0	0	3
	SAN DIEGO	.253	30	83	7	21	34	2	1	3	12	0	0	1	1	8	0	0	1
2000	SAN DIEGO	.232	95	284	25	66	98	15	1	5	30	1	1	3	30	31	1	2	5
2001	SAN DIEGO	.275	64	160	16	44	74	6	0	8	27	0	1	4	11	28	2	0	3
	Lake Elsinore	.154	4	13	1	2	2	0	0	0	1	0	1	0	2	4	0	0	1
2002	SAN DIEGO	.220	56	164	16	36	49	8	1	1	20	0	2	1	27	24	0	0	6
	Lake Elsinore	.340	19	53	10	18	29	8	0	1	6	0	1	4	12	3	0	0	2
2003	SAN DIEGO	.200	24	65	1	13	18	5	0	0	10	1	1	1	5	13	0	0	1
	Portland	.282	44	149	17	42	64	8	1	4	20	1	1	3	21	12	1	0	4
2004	Tacoma	.308	13	52	9	16	36	5	0	5	14	0	0	0	2	3	0	0	0
2005	Tacoma	.313	47	176	25	55	82	10	1	5	28	1	1	2	16	13	0	0	2
	SEATTLE	.267	14	45	7	12	17	5	0	0	2	0	0	0	2	3	0	0	0
2006	WASHINGTON	.229	12	35	3	8	8	0	0	0	2	0	1	0	2	5	0	0	2
	New Orleans	.298	26	84	9	25	41	4	0	4	16	0	2	4	9	9	1	0	2
MINOR TOTALS		.288	658	2296	344	662	1047	152	13	69	406	8	28	41	250	263	25	15	69
A.L. TOTALS		.267	14	45	7	12	17	5	0	0	2	0	0	0	2	3	0	0	0
N.L. TOTALS		.238	281	791	68	188	281	36	3	17	101	2	6	10	76	109	3	2	18
M.L. TOTALS		.239	295	836	75	200	298	41	3	17	103	2	6	10	78	112	3	2	18

GONZALEZ'S STATISTICAL BREAKDOWN

	2006						CAREER					
	AVG	G	AB	H	HR	RBI	AVG	G	AB	H	HR	RBI
Baltimore	.300	3	10	3	0	2	.471	5	17	8	0	3
Boston	—	—	—	—	—	—	.313	5	16	5	0	2
Chicago-AL	—	—	—	—	—	—	.500	1	2	1	0	0
Cleveland	—	—	—	—	—	—	.250	2	8	2	0	0
Detroit	—	—	—	—	—	—	.125	3	8	1	0	0
Los Angeles-AL	—	—	—	—	—	—	.167	4	12	2	0	1
Minnesota	—	—	—	—	—	—	.143	2	7	1	0	0
New York-AL	—	—	—	—	—	—	.417	4	12	5	0	3
Seattle	—	—	—	—	—	—	.167	6	18	3	1	5
Tampa Bay	—	—	—	—	—	—	.125	2	8	1	0	2
Texas	—	—	—	—	—	—	.267	5	15	4	1	4
Interleague	.300	3	10	3	0	2	.269	25	78	21	2	18
Arizona	—	—	—	—	—	—	.233	26	73	17	2	6
Atlanta	.600	1	5	3	0	0	.310	15	42	13	1	4
Chicago-NL	.100	3	10	1	0	0	.282	11	39	11	0	6
Cincinnati	—	—	—	—	—	—	.250	9	20	5	1	3
Colorado	—	—	—	—	—	—	.220	35	100	22	2	11
Florida	—	—	—	—	—	—	.286	11	35	10	0	2
Houston	.111	4	9	1	0	0	.224	20	49	11	0	5
Los Angeles-NL	—	—	—	—	—	—	.175	19	57	10	5	10
Milwaukee	—	—	—	—	—	—	.205	14	44	9	1	3
New York-NL	.000	1	1	0	0	0	.188	16	32	6	1	4
Philadelphia	—	—	—	—	—	—	.276	13	29	8	0	3
Pittsburgh	—	—	—	—	—	—	.136	10	22	3	0	3
St. Louis	—	—	—	—	—	—	.400	18	50	20	1	7
San Francisco	—	—	—	—	—	—	.165	25	79	13	0	9
Washington	—	—	—	—	—	—	.214	14	42	9	1	7
Home	.188	6	16	3	0	2	.226	155	425	96	8	50
Road	.263	6	19	5	0	0	.253	140	411	104	9	53
Day	.375	4	16	6	0	1	.266	96	304	81	10	46
Night	.105	8	19	2	0	1	.224	199	532	119	7	57
vs. Left	.222	—	9	2	0	1	.278	—	255	71	8	42
vs. Right	.221	—	26	6	0	1	.222	—	581	129	9	61
Grass	.229	12	35	8	0	2	.237	274	779	185	17	95
Turf	—	—	—	—	—	—	.263	21	57	15	0	8
Pre-ASG	.229	12	35	8	0	2	.249	147	413	103	9	61
Post ASG	—	—	—	—	—	—	.229	148	423	97	8	42
RISP	.200	—	5	1	0	2	.231	—	229	53	4	80
Bases Loaded	—	—	—	—	—	—	.286	—	21	6	0	16
March/April	.250	2	4	1	0	0	.267	45	131	35	2	21
May	.226	10	31	7	0	2	.244	58	160	39	3	17
June	—	—	—	—	—	—	.288	28	73	21	2	16
July	—	—	—	—	—	—	.179	45	134	24	2	12
August	—	—	—	—	—	—	.301	59	173	52	2	19
Sept./Oct.	—	—	—	—	—	—	.175	60	165	29	6	18
As PH	.000	1	1	0	0	0	.184	46	38	7	1	6
As DH	—	—	—	—	—	—	.250	1	4	1	0	1

Gonzalez's Game Bests

Hits — 3 (11x, last 5/14/06 at Atl.)
HR — 1 (17x, last 6/16/02 vs. Sea.)
GS — None
RBI — 3 (8x, 4/7/03 at S.F.)
SB — 1 (3x, 8/31/01 vs. Ari.)
Hitting Streak — 11 games (4/6-21/00)

GONZALEZ'S CAREER BY PARK

Park	AVG	AB	H	HR	RBI
Angel	.250	4	1	0	1
Camden Yards	.714	7	5	0	1
Fenway	.750	4	3	0	0
U.S. Cellular	.500	2	1	0	0
Comerica	.125	8	1	0	0
Yankee	.250	4	1	0	0
SAFECO	.241	29	7	0	3
Tropicana	.125	8	1	0	2
Ameriquest	.222	9	2	0	1
Chase	.206	34	7	1	3
Turner	.276	29	8	0	0
Wrigley	.222	27	6	0	3
Great American	.250	4	1	0	0
Cinergy	.300	10	3	1	2
Coors	.170	47	8	1	5
Minute Maid	.269	26	7	0	5
Dodger	.211	38	8	4	9
County	.273	11	3	1	1
Miller	.182	11	2	0	0
Olympic	.294	17	5	0	4
Shea	.125	8	1	0	0
Dolphins	.263	19	5	0	1
Three Rivers	.154	13	2	0	2
AT&T	.212	33	7	0	7
old Busch	.385	26	10	1	5
Qualcomm	.228	382	87	8	46
Veterans	.500	10	5	0	0
RFK	.188	16	3	0	2

Gonzalez's Fielding — C


Year, Club	Pct.	G	PO	A	E	TC	DP
1999, S.D.	.992	17	109	15	1	125	2
2000, S.D.	.991	87	525	42	5	572	13
2001, S.D.	.989	47	246	21	3	270	3
2002, S.D.	.985	54	367	27	6	400	4
2003, S.D.	.993	23	128	7	1	136	0
2005, Sea.	1.000	14	78	8	0	86	2
2006, Was.	.972	12	62	8	2	72	0
Totals	.989	254	1515	128	18	1661	24

Gonzalez's Fielding — P

Year, Club	Pct.	G	PO	A	E	TC	DP
2003, S.D.	1.000	1	0	1	0	1	0
Totals	1.000	1	0	1	0	1	0

KENNY KELLY

64



Given Name: Kenneth Alphonso Kelly
Position: Outfielder
Bats: Right **Throws:** Right
Height: 6-2 **Weight:** 190
Opening Day Age: 24
Born: January 26, 1979, Plant City, Fla.
Resides: Lutz, Fla.
First Pro Contract: Tampa Bay Devil Rays, selected in the second round, June 1997 First-Year Player Draft.
Sox Acquisition: Signed as a free agent, December 16, 2006.
Major League Service: 134 days.
Contract Status: Signed through 2007.

■ **2006:** Spent the season with Class AAA New Orleans in the Washington Nationals organization ... batted .264 (62-235) vs. right-handers but .216 (25-116) vs. lefties ... his best month came in June when he hit .288 (21-73) with seven stolen bases ... went 4-4 on 4/13 vs. Memphis ... stole two bases in a game three times.

MAJOR LEAGUE HIGHLIGHTS

- **2005:** Played in 24 games with Cincinnati (seven) and Washington (17) ... collected his first major-league hit on 6/12 vs. Baltimore, a two-run single off Todd Williams ... made his first major-league start on 6/17, going 1-3 in left field ... was claimed off waivers by the Nationals from the Reds on 7/20 ... was used primarily as a pinch-runner with Washington after his contract was purchased from Class AAA New Orleans on 9/2.
- **2000:** His contract was purchased by Tampa Bay from Class AA Orlando on 9/1 ... made his major-league debut as a pinch-runner on 9/7 at Cleveland ... flied out in his only plate appearance on 9/15 vs. Oakland.

MINOR LEAGUE HIGHLIGHTS

- **2005:** Played with Class AAA Louisville and Class A Sarasota in the Cincinnati organization, as well as Class AA Harrisburg and Class AAA New Orleans in the Nationals system ... stole 23 bases in 96 total games ... his longest stint came with the Redbirds, where he hit .326 with three home runs and 17 RBI in 60 games.
- **2004:** Went to spring training with the Mets but was released on 4/3 ... signed a minor-league contract with Cincinnati on 4/4 ... played in 51 games with Class AA Chattanooga and 78 with Class AAA Louisville, combining to hit .296 (136-459) with 14 home runs, a career-high 71 RBI and 20 stolen bases ... began the season with the Lookouts, hitting .356 to earn a promotion to the Redbirds on 6/2 ... at the time of his promotion, led the Southern League in on-base percentage (.441) and was tied for the lead in average and hits (68) ... hit a grand slam for Louisville on 6/30 at Richmond (off Chuck Smith).
- **2003:** Combined to hit a career-high 17 home runs between Class AAA Tacoma in the Seattle organization and Class AAA Norfolk (Mets) ... played in 96 games with the Rainiers before being traded to the Mets on 7/29 in exchange for infielder Rey Sanchez ... played in 30 games with Norfolk.
- **2002:** Spent the season with Tacoma, driving in a then career-high 53 runs ... played 70 games in right field and 54 in left ... was placed on the 60-day disabled list on 9/4 following surgery to remove a calcium deposit in his left shoulder.
- **2001:** Collected a then career-high 125 hits for Class AA San Antonio ... played for the Peoria Javelinas in the Arizona Fall League, hitting .351 with seven home runs and 21 RBI in 31 games ... was named to the AFL Top Prospect Team.
- **2000:** Ranked second in the SL with eight triples with Class AA Orlando ... also set career highs in games played (124), hits (125), stolen bases (31) and walks (59) ... his contract was purchased by Tampa Bay on 9/1.
- **1999:** Played in 51 games for Class A St. Petersburg ... stole 14 bases in 19 attempts ... for the third straight season, left his team in early August in order to play football at the University of Miami ... as the Hurricanes starting quarterback, suffered from a partially torn ACL in his right knee.
- **1998:** Stole 19 bases and compiled a .347 on-base percentage at Class A Charleston (S.C.) in the South Atlantic League.
- **1997:** Made his professional debut, playing in 27 games for the Devil Rays Gulf Coast League team ... was signed by Kevin Elfering (Devil Rays).

MISCELLANEOUS/PERSONAL

- Attended the University of Miami on a football scholarship ... was the Hurricanes starting quarterback in 1999, completing 141 of 259 passes (54.4 percent) with 15 touchdowns ... Miami finished the season ranked 15th in both national polls and posted a 28-13 victory over Georgia Tech in the 2000 Gator Bowl ... averaged 212.6 passing yards per game in 1999 ... his teammates included current NFL players Clinton Portis, Santana Moss, Reggie Wayne and Dan Morgan ... played both football and baseball for three seasons at Miami ... is a 1997 graduate of Catholic High

School in Tampa ... as a senior, was rated by *Baseball America* as the 20th-best high school prospect in the country ... was named Most Valuable Player of the Florida High School state baseball playoffs as a junior.

YEAR	CLUB	AVG	G	AB	R	H	TB	2B	3B	HR	RBI	SH	SF	HB	BB	SO	SB	CS	E
1997	GCL Devil Rays	.212	27	99	21	21	31	2	1	2	7	0	0	2	11	24	6	3	2
1998	Charleston, S.C.	.280	54	218	46	61	87	7	5	3	17	0	1	4	19	52	19	4	5
1999	St. Petersburg	.277	51	206	39	57	84	10	4	3	21	0	0	4	18	46	14	5	4
2000	Orlando TAMPA BAY	.252 .000	124 2	489 1	73 0	123 0	165 0	17 0	8 0	3 0	29 0	4 0	2 0	6 0	59 0	119 0	31 0	21 0	8 0
2001	San Antonio	.262	121	478	72	125	188	20	5	11	46	5	5	3	45	111	18	12	5
2002	Tacoma	.248	122	391	51	97	163	13	10	11	53	9	4	2	26	93	11	3	8
2003	Tacoma Norfolk	.246 .261	96 30	341 92	42 15	84 24	148 46	15 6	5 2	13 4	37 8	1 1	4 0	6 0	29 6	79 25	20 5	7 4	4 1
2004	Chattanooga Louisville	.356 .254	51 78	191 268	33 44	68 68	104 118	15 15	4 9	5 4	28 43	5 4	1 4	4 3	26 24	46 71	13 7	7 4	0 5
2005	Louisville CINCINNATI Sarasota WASHINGTON New Orleans Harrisburg New Orleans	.326 .333 .167 .250 .232 .213 .248	61 7 3 17 20 12 110	233 9 12 4 82 47 351	43 2 1 3 11 5 47	76 3 2 1 19 10 87	102 3 3 2 24 21 107	10 3 1 1 3 3 13	4 0 0 0 1 1 2	3 0 0 0 0 2 1	17 0 0 0 6 6 34	6 0 0 0 0 0 12	0 0 0 0 0 0 1	1 0 0 0 9 0 2	20 0 1 0 15 5 43	49 0 2 0 9 10 75	18 3 0 1 15 2 19	4 0 0 1 3 1 8	0 1 0 2 2 1 3
MINOR TOTALS		.264	960	3498	543	922	1391	149	55	70	352	47	22	37	341	817	186	81	48
A.L. TOTALS		.000	2	1	0	0	0	0	0	0	0	0	0	0	0	0	0	0	0
N.L. TOTALS		.308	24	13	5	4	5	1	0	0	2	0	0	0	1	6	1	2	0
M.L. TOTALS		.286	26	14	5	4	5	1	0	0	2	0	0	0	1	6	1	2	0

PLAYERS

- Selected by Tampa Bay in the second round of the free agent draft (6/97).
- On GCL Devil Rays restricted list (8/1/97-remainder of season).
- On Class A Charleston (S.C.) restricted list (8/3/98-remainder of season).
- On Class A St. Petersburg restricted list (8/1/99-remainder of season).
- Traded by Tampa Bay to Seattle in exchange for cash considerations (4/4/01).
- On Class AA San Antonio disabled list with right hamstring strain (6/3-10/1).
- On Seattle disabled list with calcium deposit on left shoulder (9/4/02-remainder of season).
- Traded by Seattle to New York-NL in exchange for infielder Rey Sanchez (7/29/03).
- Released by New York-NL (4/3/04).
- Signed by Cincinnati as a free agent (4/6/04).
- On Cincinnati disabled list with torn cartilage in left knee (6/22-7/15/05); included rehabilitation assignments to Class AAA Louisville (7/7-10/05) and Class A Sarasota (7/11-14/05).
- Claimed by Washington off waivers from Cincinnati (7/20/05).
- Released by Washington (11/10/05).
- Signed by Washington as a free agent (2/4/06).
- On Class AAA New Orleans disabled list with right hamstring strain (4/15-27/06).
- Signed by the White Sox as a free agent (12/16/06).


Third Time's A Charm

Harold Baines is one of eight players to appear with the White Sox on three different occasions. Baines, a No. 1 draft selection of the White Sox in 1977, played with the Sox from 1980-89, 1996-97 and again in 2000-01. Players with three separate stints with the Sox:

Player	Pos.	Years w/Sox
Sandy Alomar Jr.	C	2001-02, 2003-04, '06
Harold Baines	OF/DH	1980-89, '96-97, 2000-01
Lena Blackburne	INF	1910-12, '14-15, '27-29
Charles "Buddy" Bradford	OF/DH	1966-70, '72-75, '76
Rich Hinton	LHP	1971, '75, '78-79
Ron Kittle	OF	1982-86, '89-90, '91
Minnie Minoso	OF/INF/DH	1951-57, '60-61, '64, '76, '80
Dave Philley	OF	1941, '46-51, '56-57

DONNY LUCY

76



Given Name: Donny Hassett Lucy

Position: Catcher

Bats: Right

Throws: Right

Height: 6-3

Weight: 210

Opening Day Age: 24

Born: August 8, 1982, Escondido, Calif.

Resides: Fallbrook, Calif.

First Pro Contract: White Sox.

Sox Acquisition: Selected in the second round, June 2004 First-Year Player Draft.

Major League Service: None.

Contract Status: Signed through 2007.

■ **2006:** Combined to hit .265 (104-392) with 18 doubles, seven home runs and 35 RBI in 115 games with Class A Winston-Salem and Class AA Birmingham ... threw out 32.4 percent (36-111) of attempted base stealers ... made 106 appearances at catcher, nine at designated hitter and one at first base ... batted .296 (37-125) vs. left-handers and .251 (67-267) vs. righties ... began the season at Winston-Salem and hit .262 (87-332) in 97 games ... went 4-4 with two doubles and a home run vs. Salem ... hit .322 (28-87) in May, but just .188 (13-69) in June ... was promoted to the Barons on 8/13 and appeared in 18 games, hitting .283 (17-60) ... was hitless in his first three Class AA contests before compiling a season-long 11-game hitting streak (.390, 16-41) from 8/19-9/1 ... was 1-11 (.091) over his final four games.

MINOR LEAGUE HIGHLIGHTS

■ **2005:** Spent the entire season at Class A Kannapolis, hitting .264 (47-178) with one home run and 22 RBI in 54 games ... missed the first two months of the season after suffering a fractured right ring finger at the end of spring training ... was reinstated from the disabled list on 6/6 ... made 48 appearances at catcher and six as the designated hitter ... threw out 29.1 (16-55) percent of attempted base stealers ... hit .313 (25-80) at home compared to .216 (21-97) on the road ... hit safely in a season-high seven straight games from 7/14-22, going 10-26 (.385) with eight RBI ... hit his lone home run and drove in three runs on 7/21 vs. Charleston (S.C.) ... led the Intimidators with a .391 (27-69) average in July ... his average was at .300 on 8/5, but he hit just .177 (8-45) the remainder of the season.

■ **2004:** Made his professional debut at Advanced Rookie Great Falls ... among the Sox 2004 draft class, was cited by *Baseball America* as the Best Defensive Player ... was successful on 13-14 on stolen-base attempts ... hit safely in eight straight games from 7/23-8/3, going 11-31 (.355) ... collected three RBI in back-to-back games on 7/4 and 7/6 ... batted .365 (19-52) with runners in scoring position ... was recommended/signed by Rick Ingalls and Adam Virchis.

MISCELLANEOUS/PERSONAL

■ Single ... attended Stanford University ... was named All-Pac-10 as a junior after batting .313 (65-208) with 12 home runs and 47 RBI in 56 games ... hit game-ending home run in the 10th inning vs. UCLA on 5/18/03 to clinch outright Pac-10 title for the Cardinal ... played for Hyannis of the Cape Cod League in 2003, hitting .262 with a home run, 12 RBI and five stolen bases ... was one of 15 semifinalists for the 2004 Johnny Bench Award ... was named 2001 San Diego County Male Athlete of the Year as both a catcher and infielder in baseball and running back and linebacker in football for Fallbrook (Calif.) High School.

YEAR	CLUB	AVG	G	AB	R	H	TB	2B	3B	HR	RBI	SH	SF	HB	BB	SO	SB	CS	E
2004	Great Falls	.239	50	176	19	42	54	7	1	1	26	5	3	3	17	36	13	1	5
2005	Kannapolis	.264	54	178	25	47	55	5	0	1	22	4	3	5	21	41	6	3	3
2006	Winston-Salem	.262	97	332	48	87	127	17	1	7	32	6	2	8	33	67	12	3	14
	Birmingham	.283	18	60	2	17	18	1	0	0	3	2	0	3	4	15	1	0	4
MINOR TOTALS		.259	219	746	94	193	254	30	2	9	83	17	8	19	75	159	32	7	26

— Selected by the White Sox in the second round of the First-Year Player Draft (6/04).

— On Class A Kannapolis disabled list with a fractured right ring finger (4/7-6/6/05).

Given Name: Corwin Wendell Malone
Position: Pitcher
Bats: Right **Throws:** Left
Height: 6-3 **Weight:** 200
Opening Day Age: 25
Born: July 3, 1980, Grove Hill, Ala.
Resides: Thomasville, Ala.
First Pro Contract: White Sox.
Sox Acquisition: Selected in the ninth round, June 1999
 First-Year Player Draft.
Major League Service: None.
Contract Status: Signed through 2007.



■ **2006:** Was 9-11 with a 4.43 ERA (76 ER/154.1 IP) and 121 strikeouts in a career-high 27 starts with Class AA Birmingham ... was used solely as a starter for the first time since 2003 and recorded his highest strikeout total since fanning 177 in 2001 ... led the Southern League in walks (94), tied for fourth in losses and tied for fifth in starts ... also tied for second among all White Sox minor leaguers in games started ... threw 11 wild pitches ... was 3-7 on the road and 6-4 at home ... lefties hit .229 (32-140), compared to .253 (109-431) by right-handers ... made 11 quality starts ... allowed two earned runs in 18.1 IP over his first three starts (0.98 ERA) ... threw 7.1 scoreless IP on 4/19 vs. Tennessee ... tossed a season-high 8.0 scoreless IP in a victory on 6/23 vs. Tennessee ... was 4-1 with a 2.18 ERA (8 ER/33.0 IP) in June ... was winless in his last eight starts, going 0-5 with a 7.01 ERA (34 ER/43.2 IP) ... was on the disabled list from 5/27-6/5 with left finger laceration ... made seven starts with Scottsdale of the Arizona Fall League, going 0-4 with a 5.16 ERA (13 ER/22.2 IP) ... also pitched in six games (three starts) for LaGuaira in the Venezuelan Winter League, going 0-3 with a 6.91 ERA (11 ER/14.1 IP).

MINOR LEAGUE HIGHLIGHTS

- **2005:** Returned to action following Tommy John surgery in 2004 and went 5-5 with a 4.53 ERA (49 ER/97.1 IP) and one save in 33 games (13 starts) with Class AA Birmingham ... was 4-3 with a 4.48 ERA as a starter, compared to 1-2 with a 4.63 ERA in relief ... limited left-handers to a .202 (18-89) average ... lasted at least 1.0 IP on 13 occasions, including 3.2 IP twice ... averaged 10.8 strikeouts per 9.0 IP (42 SO/35.0 IP) out of the bullpen ... averaged 4.2 IP as a starter ... began the season working out of the pen ... moved into the rotation on 4/29 vs. Chattanooga ... made 12 consecutive starts before returning to the bullpen on 7/7 ... earned first professional save on 8/12 vs. Huntsville (0.2 IP) ... made final start on 8/21-2 at Mobile (6 ER/3.0 IP) ... went 1-3 with an 8.27 ERA (19 ER/20.2 IP) in eight games (four starts) with Peoria of the Arizona Fall League.
- **2004:** Missed the entire season after tearing his ulnar collateral ligament in his left elbow ... underwent Tommy John surgery in March in a procedure performed by Dr. James Andrews in Birmingham, Ala.
- **2003:** Made eight starts at Birmingham, four at Advanced Rookie Bristol and five at Class A Kannapolis, combining to go 4-5 with a 5.17 ERA (46 ER/78.2 IP) and 72 strikeouts ... allowed 94 hits and walked 41 ... began the season at Birmingham, going 2-2 with a 7.16 ERA (22 ER/27.2 IP) in six starts before being placed on the disabled list on 5/2 with inflammation in his left elbow ... made four rehab starts at Bristol, going 0-0 with a 5.14 ERA (8 ER/14.0 IP) and five more at Kannapolis, where he was 0-3 with a 5.11 ERA (14 ER/24.2 IP) and 29 strikeouts ... went 8.0 IP in final start on 8/18 at Lake County, striking out 13 ... was reinstated from the disabled list on 8/22 ... won final two starts at Birmingham, allowing one run over 5.1 IP on 8/25 at Huntsville (1 ER/5.1 IP) and one run over 7.0 IP with seven strikeouts on 8/30 vs. Greenville ... was ranked by *Baseball America* as the No. 6 Prospect in the organization entering the season ... was ranked by the same publication as the No. 14 Prospect in the Southern League.
- **2002:** Spent his first full season at Birmingham ... ranked second on team and tied for fifth in the Southern League with 10 wins ... was named to the midseason SL All-Star Team ... allowed 89 walks, third-highest total among all minor league pitchers ... tossed 13.1 scoreless IP in consecutive starts from 6/9-14 ... went 4-0 with a 3.50 ERA (17 ER/43.2 IP) from 4/17-5/18 (seven starts) ... was placed on the disabled list on 8/10 with left elbow inflammation and missed the rest of the season ... threw 3.0 IP in relief in the Sox exhibition game against San Francisco at Pac Bell Park on 3/31, allowing just one run on four hits.
- **2001:** Was cited by *Baseball America* as the No. 3 Prospect in the White Sox organization, No. 3 Left-Hander in the minor leagues and No. 4 Prospect in the South Atlantic League ... named the Top Pitching Prospect in the organization by *Baseball Weekly* ... named by the same publication to the Second-Team All-Star squad and Low A All-Star Team ... combined to go 13-5 with a 1.98 ERA (37 ER/168.1 IP), 177 strikeouts and two complete games in 27 starts between Class A Kannapolis, Class A Winston-Salem and Birmingham ... 22 of 27 starts (81.5 percent) were quality ... ranked fourth among minor league pitchers in ERA and 12th in strikeouts ... finished eighth among minor-league starters with an average of 6.2 hits allowed per 9.0 IP (116 H) ... limited opponents to a .196 average ... reduced average walks per 9.0 IP from 7.5 in 2000 to 3.5 (66 BB) in 2001 ... named the Sox organization's Class

A Charles W. Lubin Award winner ... 1.93 ERA at Kannapolis ranked second among all Class A pitchers, and 6.5 hits allowed per 9.0 IP was eighth ... was named the organization's Player of the Month for both May and June, going 9-1 with a 1.23 ERA (10 ER/73.1 IP) and 84 strikeouts during that span ... led the SAL with a 2.00 ERA at Kannapolis ... was selected to SAL midseason and postseason All-Star Team ... earned SAL Pitcher of the Week honors twice (5/11-17 and 5/25-31) ... allowed one or no earned runs in 13 of 18 starts, including nine straight from 4/19-5/31 ... averaged 9.5 strikeouts per 9.0 IP (119 SO), fifth among SAL starters ... after giving up eight earned runs in first 7.2 IP (9.39 ERA), allowed just 17 over final 104.2 IP (1.46 ERA) ... won 10 straight decisions from 4/25-6/16, compiling a 1.36 ERA (11 ER/72.2 IP) with 82 strikeouts ... all five of starts at Winston-Salem were quality ... went 8.0 IP or more three times ... struck out 11 in Warthogs debut on 7/19 at Kinston ... finished season with Birmingham ... fanned season-high 12 in Barons debut on 8/16 vs. West Tennessee, allowing one run on one hit over 6.2 IP.

■ **2000:** Was rated by *Baseball America* as the No. 15 Prospect in the White Sox organization ... appeared in 38 games at Class A Burlington, averaging 10.3 strikeouts (83 SO/71.2 IP) and 8.4 hits allowed (67 H) per 9.0 IP ... also issued 60 walks, an average of 7.5 per 9.0 IP ... did not allow an earned run in 13.0 IP from 8/2-25.

■ **1999:** Made pro debut at Rookie Tucson ... ranked fifth in the Arizona League relievers with an average of 12.0 strikeouts per 9.0 IP (24 SO/18.0 IP) ... opponents hit .180 (16-89) ... was on the disabled list from 6/24-7/14 with left shoulder inflammation ... was recommended/signed by George Bradley and Warren Hughes.

MISCELLANEOUS/PERSONAL

■ Single ... posted a 10-1 record as a senior at Thomasville (Ala.) High School ... tossed one no-hitter and four one-hitters ... also played football.

YEAR	CLUB	W-L	PCT	ERA	G	GS	CG	SHO	SV	IP	H	R	ER	HR	HB	BB-I	SO	WP	BK
1999	Tucson	0-2	.000	8.00	10	0	0	0	0	18.0	16	19	16	1	1	16-0	24	5	4
2000	Burlington	2-3	.400	4.90	38	1	0	0	0	71.2	67	52	39	4	2	60-4	82	17	2
2001	Kannapolis	11-4	.733	*2.00	18	18	2	0	0	112.1	83	30	25	2	0	44-3	119	4	1
	Winston-Salem	0-1	.000	1.72	5	5	0	0	0	36.2	25	10	7	1	0	10-1	38	0	0
	Birmingham	2-0	1.000	2.33	4	4	0	0	0	19.1	8	5	5	2	1	12-0	20	1	0
2002	Birmingham	10-7	.588	4.71	22	22	0	0	0	124.1	116	77	65	6	6	89-1	89	6	2
2003	Birmingham	4-2	.667	5.40	8	8	0	0	0	40.0	50	26	24	2	1	28-1	28	3	0
	Kannapolis	0-3	.000	5.11	5	5	1	0	0	24.2	27	19	14	2	0	10-0	29	4	1
	Bristol	0-0	.000	5.14	4	4	0	0	0	14.0	17	8	8	2	2	3-0	15	0	0
2004																			
2005	Birmingham	5-5	.500	4.53	33	13	0	0	1	97.1	100	55	49	6	6	55-0	81	4	1
2006	Birmingham	9-11	.450	4.43	27	27	0	0	0	154.1	141	83	76	13	4	*94-1	121	11	0
MINOR TOTALS		43-38	.531	4.14	174	107	3	0	1	712.2	650	384	328	41	23	421-11	646	55	11

*Led League

- Selected by the White Sox in the ninth round of the First-Year Player Draft (6/99).
- On Rookie Tucson disabled list with left shoulder inflammation (6/24-7/14/99).
- On Class AA Birmingham disabled list with left elbow inflammation (8/10/02-remainder of season).
- On Class AA Birmingham disabled list with left elbow inflammation (5/2-8/22/03); included rehabilitation assignments to Advanced Rookie Bristol (7/8-24/03) and Class A Kannapolis (7/25-8/22/03).
- On Class AAA Charlotte disabled list (4/8/04-remainder of season).
- On Class AA Birmingham disabled list with left finger laceration (5/27-6/5/06).

Starting At Home


Esteban Loaiza became the ninth pitcher in the history of the All-Star Game to start a game in his home ballpark when he took the mound on July 15, 2003 at U.S. Cellular Field. The 10 pitchers:

Pitcher, Club	Year	Park	Pitcher, Club	Year	Park
Carl Hubbell, NYG	1934	Polo Grounds	Whitey Ford, NYG	1960	Yankee Stadium
Johnny VanderMeer, CIN	1938	Crosley Field	Steve Rogers, MON	1982	Olympic Stadium
Red Ruffing, NYY	1939	Yankee Stadium	Pedro Martinez, BOS	1999	Fenway Park
Curt Simmons, PHI	1952	Shibe Park	Esteban Loaiza, SOX	2003	U.S. Cellular Field
Don Drysdale, LA	1959	L.A. Coliseum	Roger Clemens, HOU	2004	Minute Maid Park

Source: Baseball Digest

GUSTAVO MOLINA

66



PLAYERS

Given Name: Gustavo Eduardo Molina
Position: Catcher
Bats: Right **Throws:** Right
Height: 6-0 **Weight:** 220
Opening Day Age: 24
Born: February 24, 1982, La Guaira, Venezuela
Resides: La Guaira, Venezuela
First Pro Contract: White Sox.
Sox Acquisition: Signed as a free agent, January 3, 2000.
Major League Service: None.
Contract Status: Signed through 2007.

■ **2006:** Batted .222 (83-374) in 113 games between Class AA Birmingham and Class AAA Charlotte ... made 105 appearances at catcher and 11 at first base ... compiled a .993 (5 E/741) fielding percentage and threw out 45.5 (46-101) percent of attempted basestealers ... began the season at Birmingham and hit .227 (78-344) in 103 games ... ranked second in the Southern League by throwing out 44.0 percent (37-84 attempts) of attempted basestealers ... drove in a season-high four runs on 4/28 at Montgomery ... was charged with eight passed balls, down from 23 in 2005 ... hit .265 (39-147) in April and May combined, but just .198 (39-197) over his final 60 games with the Barons ... was promoted to Charlotte on 8/13 and went 5-30 (.167) in 10 games with the Knights ... was 2-8 (.250) with two RBI in two International League playoff games vs. Toledo ... played for Magallanes in the Venezuelan Winter League, going 1-14 (.071) in 11 games.

MINOR LEAGUE HIGHLIGHTS

■ **2005:** Was ranked by *Baseball America* entering the season as the Best Defensive Catcher in the White Sox organization ... established career highs in games played (109), runs scored (38), hits (90), total bases (145), doubles (20), home runs (11) and walks (30) at Class A Winston-Salem ... ranked first among all Carolina League catchers with a .993 (6 ER/857 TC) fielding percentage and led the league by throwing out 52.0 (64-123) percent of attempted basestealers ... was charged with 23 passed balls, tied for the most in the CL ... appeared in 107 games at catcher, three at third base and two at first ... batted .219 (40-183) from April-June, but rebounded to hit .309 (50-162) the rest of the season ... reached base safely in 20 consecutive games from 6/30-7/27 (.323, 20-62) ... went 14-34 (.412) in 10 games from 7/29-8/10 ... hit four home runs with 11 RBI in August and led the Warthogs with a .324 average ... played in two games for Magallanes in the Venezuelan Winter League.

■ **2004:** Combined to hit .214 (39-182) with seven home runs and 31 RBI in 62 games between Class A Kannapolis and Winston-Salem ... threw out 32.6 percent (28-86) of attempted basestealers ... began the season at Kannapolis ... tied for third in the South Atlantic League by throwing out 36.1 percent (22-61) of attempted basestealers ... homered in consecutive games on 5/19 vs. Hagerstown and 5/22 at Hickory ... also went 4-5 with five RBI against the Crawdads ... was promoted to Winston-Salem on 7/14 ... was 8-17 (.471) with runners in scoring position and 7-10 (.700) with runners in scoring position and two outs ... batted .327 (16-49) over his final 16 games and drove in eight runs in last 10 contests.

■ **2003:** Spent his second straight season at Kannapolis ... led team in hit by pitch (nine), ranked second in sacrifice hits (eight), tied for second in home runs (five) and third in RBI (41) ... played every position except pitcher ... hit .408 (17-42) with 12 RBI and eight runs scored in 12 games from 4/13-29.

■ **2002:** Led Kannapolis in sacrifice flies (six) and tied for second in sacrifice hits (seven) ... threw out 36 of 104 (34.0 percent) attempted basestealers ... appeared in 75 games at catcher and 19 at first base.

■ **2001:** Appeared in 40 games as catcher, four at first base and one in the outfield for Advanced Rookie Bristol ... hit .337 (30-89) at home and .221 (17-77) on the road.

■ **2000:** Tied for third on Rookie Tucson with 10 doubles ... was recommended/signed by Roberto Espinoza.

YEAR	CLUB	AVG	G	AB	R	H	TB	2B	3B	HR	RBI	SH	SF	HB	BB	SO	SB	CS	E
2000	Tucson	.243	31	115	15	28	41	10	0	1	22	1	3	2	13	13	3	1	10
2001	Bristol	.283	46	166	18	47	62	9	0	2	24	1	3	5	9	26	3	1	7
2002	Kannapolis	.226	94	310	37	70	91	13	1	2	34	7	6	9	27	61	7	2	13
2003	Kannapolis	.229	96	315	30	72	104	15	1	5	41	8	1	9	17	56	5	3	9
2004	Kannapolis	.162	37	105	16	17	32	3	0	4	17	3	0	4	12	24	2	1	2
	Winston-Salem	.286	25	77	10	22	37	6	0	3	14	1	1	1	5	16	0	0	0
2005	Winston-Salem	.261	109	345	38	90	145	20	1	11	41	8	3	6	30	47	1	2	7
2006	Birmingham	.227	103	344	26	78	113	14	0	7	34	8	1	4	25	65	5	6	5
	Charlotte	.167	10	30	0	5	5	0	0	0	0	0	0	0	1	5	0	0	0
MINOR TOTALS		.237	551	1807	190	429	630	90	3	35	227	37	18	40	139	313	26	16	53

— Signed by the White Sox as a free agent (1/3/00).

EDUARDO PEREZ

41



Given Name: Eduardo Antanacio Perez
Position: Infielder
Bats: Switch **Throws:** Right
Height: 6-4 **Weight:** 240
Opening Day Age: 37
Born: September 11, 1971, Cincinnati, Ohio
Resides: Santurce, Puerto Rico
First Pro Contract: California Angels, selected in the first round (17th overall), June 1991 free agent draft.
Sox Acquisition: Signed as a free agent, February 10, 2007.
Major League Service: Nine years, 64 days.
Contract Status: Signed through 2007.

PLAYERS

■ **2006:** Combined to hit .253 (47-186) with 10 doubles, nine home runs and 33 RBI in 80 games with Cleveland and Seattle ... compiled a .452 slugging percentage ... hit .275 (42-153) with nine home runs and 28 RBI vs. left-handers ... hit .303 with eight homers and 22 RBI with the Indians ... started at first base on Opening Night at the defending World Champion Chicago White Sox, hitting a two-run home run off Mark Buehrle ... was 3-3 with two doubles on 4/17 vs. Detroit ... doubled twice and scored twice on 5/9 at Kansas City ... was traded to the Mariners on 6/30 in exchange for infielder Astrudal Cabrera ... played in 43 games with Seattle, hitting .195 with one home run and 11 RBI ... hit his only home run with the Mariners on 7/23 vs. Boston ... was 2-4 on 9/23 at Chicago.

MAJOR LEAGUE HIGHLIGHTS

■ **Career:** Has played in 296 career games at first base (235 starts), 104 at third base (83 starts), 101 in right field (69 starts) and 44 in left field (30 starts) ... is a lifetime .265 (225-850) hitter with a .501 slugging percentage ... 50 of his 79 home runs have come off lefties ... his seven pinch-hit home runs are tied for 10th among active players entering the 2007 season ... Tony (379) and Eduardo (79) Perez have combined for 458 home runs, the fourth-highest total in major-league history for a father-son tandem behind Bobby and Barry Bonds (1,066), Ken Griffey Sr. and Jr. (715) and Felipe and Moises Alou (525) ... has hit four home runs off Randy Johnson, including three in 2005.

■ **2005:** Spent his second season with Tampa Bay ... made 49 starts: 42 at first base, five at designated hitter and two in left field ... all 49 starts came vs. left-handed pitchers ... hit 11 home runs, tied for the second-highest total of his career ... hit two home runs on 4/19 at New York (both off Randy Johnson) and 8/16 vs. the Yankees (off Johnson and Mariano Rivera) ... hit three home runs off Johnson, upping his career total to four ... only Chipper Jones (1999 and 2000) and Marquis Grissom (2003) have hit three homers off Johnson in one season ... hit his second career grand slam on 6/8 at Cincinnati (off Eric Milton) ... hit a game-ending pinch homer on 4/22 vs. Boston (off Alan Embree) ... hit five home runs in 18 at-bats from 8/11-29 ... was ejected for the first time in his career on 4/9 at Baltimore by home plate umpire Bill Hohn for arguing a called third strike ... 10 of his 11 home runs came vs. lefties.

■ **2004:** Appeared in 13 games with Tampa Bay before rupturing his left Achilles tendon on 5/9 at Anaheim ... underwent season-ending surgery on 5/12 ... made his seventh Opening Day roster ... made 10 starts: five at first base, two at designated hitter, two in left field and one in right ... hit a game-ending single on 4/9 vs. Baltimore ... signed a two-year contract with the Rays on 12/9/03.

■ **2003:** His .285 average with St. Louis was .047 higher than his lifetime mark entering the season ... made 54 starts, including 42 in right field, five in left, six at third base and one at DH ... his 71 games in the outfield were a career high ... tied for the club lead with six pinch RBI ... underwent an emergency appendectomy on 9/2 in Chicago and returned on 9/9 vs. Colorado with a pinch single.

■ **2002:** Returned for his second stint with the Cardinals ... played in 96 games with 24 starts, including 17 in right field, three in left, four at first base and one at DH ... hit three pinch home runs, and his 10 pinch RBI ranked third in the National League ... was 1-5 in postseason play ... hit an eighth-inning homer off Jason Schmidt in Game 2 of the NLCS vs. San Francisco.

■ **2001:** His contract was sold by St. Louis to the Hanshin Tigers of the Japanese Central League on 12/20/00 ... spent the season with Hanshin, playing in 52 games before undergoing arthroscopic knee surgery in June.

■ **2000:** Spent most of the second half with the Cardinals ... was recalled from Class AAA Memphis on 6/24 ... made 19 starts at first base, three in left field and one at third ... hit a double in his first at-bat on 6/24 vs. the Dodgers before suffering a strained right hamstring and going on the disabled list ... was reinstated on 7/13 ... started at first base on 7/14 and hit an eighth-inning grand slam off the White Sox Bob Howry in a 9-4 win at Comiskey Park ... was hitless

Active Pinch Hit Home Run Leaders

Player	HR
Mark Sweeney	13
Craig Wilson	12
Ricky Ledee	10
Greg Norton	10
Olmedo Saenz	10
Matt Stairs	10
David Dellucci	9
Daryle Ward	9
Todd Hollandsworth	8
Eduardo Perez	7
Marlon Anderson	7
Tony Clark	7

the next day and then compiled a 10-game hitting streak, matching his career best ... was on the disabled list again from 8/13-9/1 with a sprained right knee.

■ **1999:** Signed a minor-league contract with St. Louis in February ... his contract was purchased from Memphis on 9/1 and made his debut that night vs. Florida ... made six starts in left field and two at first base.

■ **1998:** Spent the season with Cincinnati ... made 36 starts at first base, including Opening Day ... batted .189 in April and was replaced at first by Sean Casey ... hit .345 with runners in scoring position ... ranked third on the Reds with 35 pinch-hit at-bats ... hit a 444-foot home run on 7/19 vs. San Diego off Sterling Hitchcock, the second-longest homer at Cinergy Field that season ... became the 24th player to reach the upper deck ... he and his father, Tony, remain the only father-son duo to homer into the upper deck in Cincinnati ... went 2-4 with two RBI on 8/28, the night his father was inducted into the Reds Hall of Fame ... suffered a hip flexor injury in that game and played in just two more games the rest of the season.

■ **1997:** Set career highs with 16 home runs and 52 RBI with the Reds ... ranked third on the club in homers ... made 74 starts, including 58 at first base, nine in left field and seven at third ... became the club's starting first baseman on 8/2 and hit safely in 24 of his first 27 games, including a 10-game hitting streak ... was hit in the head by a Mike Trombley pitch on 8/29 at Minnesota ... collected a career-high four hits, including two doubles and a home run with three RBI and three runs scored, on 6/24 at Montreal ... stole home on 7/22 vs. Florida ... led the team with 24 RBI in August.

■ **1996:** Was traded by the Angels to Cincinnati on 4/5 ... was recalled from Class AAA Indianapolis on 6/4 and offered the chance to wear his father's uniform No. 24 but declined ... was recalled a second time on 7/3 ... hit his first Reds home run on 7/14 vs. Pittsburgh, as he and his father became the first father-son tandem to homer at Cinergy Field.

■ **1995:** Began the season as the Angels starting third baseman ... appeared in 22 games (20 starts), batting .169 with five RBI before being optioned to Class AAA Vancouver on 5/31 ... was recalled on 9/1 and hit the club's only pinch home run of the season on 9/22 at Texas ... underwent surgery on 12/1 to repair a torn labrum in his left shoulder.

■ **1994:** Started at first base for the Angels on 4/5 at Minnesota, going 2-5 with an RBI ... batted only .202 in April but tied Chili Davis for the team lead with five home runs ... appeared in 38 games with 35 starts (all at first base) before being optioned to Vancouver on 6/4.

■ **1993:** His contract was purchased from Class AAA Vancouver on 7/26 and made his major-league debut the next night vs. Oakland as the starting third baseman, hitting a double off Joe Boever and a three-run home run off Kevin Campbell ... became just the 21st player in Angels history to homer in his first game ... it also was the first home run for the Perez family at Anaheim Stadium since Tony hit a game-winning shot in the 15th inning of the 1967 All-Star Game.

MINOR LEAGUE HIGHLIGHTS

■ **2000:** Played in 77 games at Class AAA Memphis and finished among the Cardinals minor-league leaders with 19 home runs and a .560 slugging percentage.

■ **1999:** Was named team Most Valuable Player at Memphis ... ranked among the Cardinals organizational leaders in average (3rd, .320), slugging percentage (3rd, .524), doubles (5th, 31), RBI (5th, 82), home runs (T5th, 18) and hits (7th, 133).

■ **1996:** Was named team Most Valuable Player at Class AAA Indianapolis after hitting .293 with 21 home runs and 84 RBI ... was named to the International League postseason All-Star Team.

■ **1995:** Played in 69 games at Class AAA Vancouver, hitting .325 with six home runs and 37 RBI.

■ **1994:** Hit .297 with seven home runs and 38 RBI for Vancouver ... played the final six weeks of the season with a hernia on his right side ... underwent surgery following the Class AAA playoffs.

■ **1993:** Spent most of the season with Vancouver ... was named to the Pacific Coast League All-Star Team ...

■ **1992:** Split the season between Class A Palm Springs and Class AA Midland, combining to hit .269 (118-439) with six home runs and 58 RBI in 116 games.

■ **1991:** Made his professional debut at Advanced Rookie Boise in the Pioneer League after being selected by the Angels with the 17th overall pick in the June draft.

MISCELLANEOUS/PERSONAL

■ Married Mirba ... has two daughters: Andreanna and Juliana ... graduated from Florida State University in 1991 ... batted .377 with 11 home runs, 58 RBI and 30 stolen bases as a senior to help the Seminoles reach the College World Series ... was named Second-Team All-America as a senior ... became the fifth son of the Cincinnati "Big Red Machine" to be drafted in the first round, following Brian McRae (1985), Lee May Jr. (1985), Ken Griffey Jr. (1987) and Ed Sprague (1988) ... his father, Tony, played 23 seasons in the major leagues (1964-86) with Cincinnati, Montreal, Boston and Philadelphia, batting .279 with 379 home runs and 1,652 RBI ... Tony was inducted into the Baseball Hall Of Fame in 2000 and currently serves as a special assistant with the Florida Marlins ... graduated in 1987 from Robinson High School in Ponce, Puerto Rico ... was a three-time team Most Valuable Player.

YEAR	CLUB	AVG	G	AB	R	H	TB	2B	3B	HR	RBI	SH	SF	HB	BB	SO	SB	CS	E
1991	Boise	.288	46	160	35	46	62	13	0	1	22	1	1	4	19	19	12	3	3
1992	Palm Springs	.314	54	204	37	64	89	8	4	3	35	0	3	3	23	33	14	3	16
	Midland	.230	62	235	27	54	73	8	1	3	23	1	3	1	22	49	19	7	12
1993	Vancouver	.306	96	363	66	111	182	23	6	12	70	1	0	3	28	83	21	7	21
	CALIFORNIA	.250	53	180	16	45	67	6	2	4	30	0	1	2	9	39	5	4	5
1994	CALIFORNIA	.209	38	129	10	27	49	7	0	5	16	1	1	0	12	29	3	0	1
	Vancouver	.297	61	219	37	65	106	14	3	7	38	0	3	3	34	53	9	4	12
	Angels	.000	1	3	0	0	0	0	0	0	0	0	0	1	1	0	0	0	0
1995	CALIFORNIA	.169	29	71	9	12	21	4	1	1	7	0	1	2	12	9	0	2	7
	Vancouver	.325	69	246	39	80	124	12	7	6	37	1	4	2	25	34	6	2	5
1996	Indianapolis	.293	122	451	84	132	234	29	5	21	84	0	1	6	51	69	11	0	21
	CINCINNATI	.222	18	36	8	8	17	0	0	3	5	0	0	0	5	9	0	0	0
1997	CINCINNATI	.253	106	297	44	75	141	18	0	16	52	0	2	2	29	76	5	1	2
1998	CINCINNATI	.238	84	172	20	41	57	4	0	4	30	1	2	2	21	45	0	1	5
1999	Memphis	.320	119	416	67	133	218	31	0	18	82	0	1	6	45	92	7	8	7
	ST. LOUIS	.344	21	32	6	11	16	2	0	1	9	0	0	0	7	6	0	0	0
2000	Memphis	.289	77	277	57	80	155	12	3	19	66	0	3	1	43	48	10	3	2
	ST. LOUIS	.297	35	91	9	27	40	4	0	3	10	2	1	3	5	19	1	0	0
2001	Hanshin	.222	52	167	20	37	57	11	0	3	19	0	0	1	21	48	3	0	—
2002	ST. LOUIS	.201	96	154	22	31	70	9	0	10	26	1	2	3	17	36	0	0	1
2003	ST. LOUIS	.285	105	253	47	72	121	16	0	11	41	1	2	4	29	53	5	2	4
2004	TAMPA BAY	.211	13	38	2	8	13	2	0	1	7	0	0	0	4	9	0	0	0
2005	TAMPA BAY	.255	77	161	23	41	80	6	0	11	28	0	0	3	26	30	0	2	2
2006	CLEVELAND	.303	37	99	16	30	63	9	0	8	22	0	2	2	5	11	0	0	2
	SEATTLE	.195	43	87	6	17	21	1	0	1	11	0	1	1	13	22	0	1	0
MINOR TOTALS		.302	655	2407	429	728	1186	139	29	87	138	4	19	28	270	453	106	37	99
A.L. TOTALS		.235	289	765	82	180	314	35	3	31	121	1	5	10	81	149	8	9	17
N.L. TOTALS		.256	465	1035	156	265	462	53	0	48	173	5	10	14	113	244	11	4	12
M.L. TOTALS		.247	754	1800	238	445	776	88	3	79	294	6	15	24	194	393	19	13	29

Italics indicates independent or foreign league; statistics not included in totals

- Selected by California in the first round (17th overall) of the free agent draft (6/91).
- Traded by Cincinnati to California in exchange for William Pennyfeather (4/5/96).
- Released by Cincinnati (12/14/98).
- Signed by St. Louis as a free agent (2/16/99)
- On St. Louis disabled list with strained right hamstring (6/25-7/13/00)
- On St. Louis disabled list with sprained right knee (8/13-9/1/00); included rehab assignment to Class AAA Memphis (8/24-9/1/00).
- Purchased by the Hanshin Tigers from St. Louis (12/20/00).
- Signed by St. Louis as a free agent (2/19/02).
- Signed by Tampa Bay as a free agent (12/11/03).
- On Tampa Bay disabled list with ruptured left achilles tendon (5/10/04-remainder of season).
- Signed by Cleveland as a free agent (1/12/06).
- Traded by Cleveland to Seattle in exchange for infielder Astrubal Cabrera (6/30/06).
- Signed by the White Sox as a free agent (2/10/07).

DIVISION SERIES RECORD

YEAR	CLUB	AVG	G	AB	R	H	TB	2B	3B	HR	RBI	SH	SF	HB	BB	SO	SB	CS	E
2002	St. L. vs. Ari.	.000	1	1	0	0	0	0	0	0	0	0	0	0	0	0	0	0	0

LEAGUE CHAMPIONSHIP SERIES RECORD

YEAR	CLUB	AVG	G	AB	R	H	TB	2B	3B	HR	RBI	SH	SF	HB	BB	SO	SB	CS	E
2002	St. L. vs. S.F.	.250	3	4	1	1	4	0	0	1	1	0	0	0	1	0	0	0	0

Perez's Career Game Bests

Hits — 4 (6/24/97 at Mon.)
 HR — 2 (5x, last 8/16/05 vs. NYY)
 GS — 1 (twice, last 6/8/05 at Cin.)
 RBI — 4 (7x, last 8/25/05 vs. Cle.)
 SB — 1 (19x, last 9/27/03 at Ari.)
 Hitting Streak — 10 (2x, last 7/16-27/00)

Perez's MultiHR Games

No.	Date	Opp.	Pitchers
2	4/15/94	vs. Tor.	D. Stewart (2)
2	4/21/94	at Bal.	A. Rhodes/B. Pennington
2	7/26/97	vs. Atl.	T. Glavine (2)
2	4/19/05	at NYY	R. Johnson (2)
2	8/16/05	vs. NYY	R. Johnson/M. Rivera

Perez's Grand Slams

No.	Date	Opp.	Inn.	Pitcher
1	5/1/98	at Sox	8th	Bob Howry
2	6/8/05	at Cin.	5th	Eric Milton

PEREZ'S STATISTICAL BREAKDOWN

PEREZ'S CAREER BY PARK

	2006						CAREER					
	AVG	G	AB	H	HR	RBI	AVG	G	AB	H	HR	RBI
Baltimore	.333	4	12	4	1	2	.193	33	88	17	6	15
Boston	.231	4	13	3	1	5	.254	23	63	16	4	13
Chicago-AL	.300	6	20	6	1	5	.254	26	71	18	2	13
Cleveland	.000	2	5	0	0	0	.281	11	32	9	3	8
Detroit	.345	10	29	10	1	5	.277	24	75	17	1	6
Kansas City	.318	9	22	7	0	2	.238	37	101	24	0	11
Los Angeles-AL	.000	2	2	0	0	0	.100	5	10	1	0	0
Minnesota	.400	2	5	2	2	3	.286	22	70	20	3	8
New York-AL	.083	8	12	1	0	0	.161	24	56	9	4	9
Oakland	.200	8	20	4	0	1	.216	20	51	11	1	4
Seattle	.200	4	10	2	1	4	.268	17	41	11	2	8
Tampa Bay	.500	1	2	1	0	0	.500	1	2	1	0	0
Texas	.100	8	10	1	0	2	.233	23	43	10	1	7
Toronto	.000	5	8	0	0	0	.221	31	77	17	2	10
Interleague	.375	7	16	6	2	4	.259	56	139	36	6	20
Arizona	—	—	—	—	—	—	.323	15	31	10	2	4
Atlanta	—	—	—	—	—	—	.259	23	58	15	4	14
Chicago-NL	.667	1	3	2	1	1	.198	43	81	16	5	18
Cincinnati	—	—	—	—	—	—	.327	30	52	17	2	13
Colorado	.000	1	0	0	0	0	.358	23	53	19	4	13
Florida	—	—	—	—	—	—	.368	26	57	21	2	10
Houston	—	—	—	—	—	—	.211	36	71	15	1	9
Los Angeles-NL	—	—	—	—	—	—	.290	26	69	20	6	17
Milwaukee	.167	2	6	1	0	1	.270	56	148	40	6	33
Montreal	—	—	—	—	—	—	.233	18	43	10	4	9
New York-NL	—	—	—	—	—	—	.189	23	37	7	3	6
Philadelphia	—	—	—	—	—	—	.235	18	34	8	1	6
Pittsburgh	.429	2	7	3	1	2	.243	51	111	27	2	9
St. Louis	.000	1	0	0	0	0	.235	14	34	8	1	4
San Diego	—	—	—	—	—	—	.208	32	77	16	7	15
San Francisco	—	—	—	—	—	—	.234	23	64	15	0	2
Home	.274	32	73	20	4	15	.244	374	853	208	35	142
Road	.239	48	113	27	5	18	.250	380	947	237	44	152
Day	.343	29	70	24	3	18	.251	257	602	151	20	94
Night	.198	51	116	23	6	15	.245	497	1198	294	59	200
vs. Left	.275	—	153	42	9	28	.265	—	850	225	50	152
vs. Right	.152	—	33	5	0	5	.232	—	950	220	29	142
Grass	.251	76	179	45	8	31	.244	517	1233	301	55	199
Turf	.286	4	7	2	1	2	.254	237	237	144	24	95
Pre-ASG	.314	40	102	32	8	22	.242	379	909	220	35	135
Post ASG	.179	40	84	15	1	11	.253	375	891	225	44	159
BISP	.288	—	52	15	3	25	.259	—	521	135	26	224
Bases Loaded	.250	—	4	1	0	4	.259	—	54	14	2	47
March/April	.314	14	35	11	3	12	.238	135	340	81	19	67
May	.302	14	43	13	4	8	.229	124	301	69	7	29
June	.286	9	21	6	1	2	.256	92	207	53	6	28
July	.214	14	28	6	1	5	.278	120	270	75	21	55
August	.160	12	25	4	0	1	.256	136	371	95	18	68
Sept./Oct.	.206	17	34	7	0	5	.232	147	311	72	8	47
As PH	.136	25	22	3	0	3	.201	250	219	44	7	35
As DH	.213	36	80	17	1	11	.233	51	166	27	1	18

Park	AVG	AB	H	HR	RBI
Angel	.178	185	33	5	22
Camden Yards	.260	50	13	5	11
Fenway	.214	28	6	2	6
U.S. Cellular	.304	46	14	2	12
Jacobs	.295	61	18	4	10
Tiger	.158	19	3	0	0
Comerica	.296	27	8	1	2
Kauffman	.281	57	16	0	8
Metrodome	.320	50	16	1	5
Yankee	.167	30	5	2	3
McAfee	.214	14	3	0	0
Kingdome	.412	17	7	1	3
SAFECO	.220	41	9	2	8
Petrifacana	.229	96	22	6	19
Arlington	.250	12	3	0	2
Ameriquest	.154	13	2	1	2
Rogers Centre	.237	38	9	0	2
Chase	.250	16	4	2	2
Turner	.138	29	4	0	4
Wrigley	.182	33	6	3	10
Cinergy	.234	290	68	12	51
Great American	.353	17	6	1	4
Coors	.378	37	14	3	11
Dolphin	.217	23	5	0	3
Astrodome	.333	9	3	0	2
Minute Maid	.111	18	2	1	2
Dodger	.303	33	10	4	8
County	.182	44	8	0	8
Miller	.310	42	13	4	11
Olympic	.308	26	8	3	6
Shea	.174	23	4	1	4
Veterans	.176	17	3	1	1
PNC	.324	37	12	0	1
Three Rivers	.182	22	4	0	2
3Com	.211	19	4	0	0
AT&T	.333	9	3	0	0
old Busch	.296	240	71	9	41
Busch	.000	0	0	0	0
Qualcomm	.188	32	6	3	5

PLAYERS

Perez's Career Fielding — 3B

Year, Club	Pct.	G	PO	A	E	TC	DP
1993, Cal.	.962	45	24	101	5	130	7
1995, Cal.	.883	23	21	37	7	60	3
1996, Cin.	1.000	3	3	4	0	7	0
1997, Cin.	1.000	8	6	14	0	20	1
1998, Cin.	1.000	1	0	2	0	2	0
2000, St.L.	—	2	0	0	0	0	0
2002, St.L.	.000	6	0	0	1	1	0
2003, St.L.	.769	12	3	7	3	13	1
2004, T.B.	—	1	0	0	0	0	0
2005, T.B.	1.000	3	2	0	0	2	0
Totals	.932	104	54	165	16	235	12

Perez's Career Fielding — 1B

Year, Club	Pct.	G	PO	A	E	TC	DP
1994, Cal.	.997	38	305	15	1	321	30
1996, Cin.	1.000	8	56	7	0	63	6
1997, Cin.	.996	67	489	35	2	526	37
1998, Cin.	.985	51	290	45	5	340	35
1999, St.L.	.952	5	18	2	1	21	2
2000, St.L.	1.000	24	156	13	0	169	18
2002, St.L.	1.000	10	52	1	0	53	5
2003, St.L.	1.000	5	9	2	0	11	1
2004, T.B.	1.000	5	43	2	0	45	6
2005, T.B.	.993	49	264	18	2	284	22
2006, Cle.	.991	29	210	14	2	226	23
2006, Sea.	1.000	5	10	2	0	12	2
Totals	.994	296	1902	156	13	2071	187

Perez's Career Fielding — OF

Year, Club	Pct.	G	PO	A	E	TC	DP
1997, Cin.	1.000	12	11	0	0	11	0
1998, Cin.	1.000	1	1	0	0	1	0
1999, St.L.	1.000	6	11	1	0	12	1
2000, St.L.	1.000	4	3	0	0	11	0
2002, St.L.	.982	35	50	4	1	55	1
2003, St.L.	.966	71	113	1	4	118	0
2004, T.B.	1.000	3	5	0	0	5	0
2005, T.B.	1.000	4	2	0	0	5	0
2006, Cle.	1.000	5	4	2	0	6	0
Totals	.978	141	211	8	5	224	2

KENNY PEREZ

65



Given Name: Kenny Alex Perez

Position: Infielder

Bats: Switch

Throws: Right

Height: 6-2

Weight: 190

Opening Day Age: 25

Born: September 28, 1981, Miami, Fla.

Resides: Miami, Fla.

First Pro Contract: Boston Red Sox, selected in the sixth round, June 2000 First-Year Player Draft.

Sox Acquisition: Signed as a free agent, January 17, 2007.

Major League Service: None.

Contract Status: Signed through 2007.

PLAYERS

■ **2006:** Spent the entire season with Class AAA Tucson in the Arizona organization, hitting .254 (72-284) with two home runs and 29 RBI in 100 games ... made 49 appearances at third base, 18 in the outfield, 13 at first, four at shortstop and one at second ... batted .273 (53-194) vs. right-handers and .211 (19-90) vs. lefties ... hit safely in 10 consecutive starts from 4/11-5/2, going 14-36 (.389) ... was 5-37 (.135) in 13 games following the hitting streak ... hit .344 (11-32) in July ... his average was as high as .282 on 8/12, but batted just .169 (12-71) over the final 22 games.

MINOR LEAGUE HIGHLIGHTS

■ **2005:** Combined to hit .281 (110-392) with 18 doubles, six home runs and 43 RBI in 102 games between Class AAA Pawtucket and Class AA Portland in the Boston organization and Class A Lancaster in the Arizona organization ... began the season on the disabled list with a strained left hip flexor ... appeared in 14 games with Pawtucket before being transferred to Portland on 5/13 ... compiled a pair of 11-game hitting streaks with the Sea Dogs ... was 5-6 with a home run, five RBI and four runs scored on 6/16 at Harrisburg ... was traded by Boston with pitcher Kyle Bono to Arizona on 7/30 in exchange for outfielder Jose Cruz, Jr. ... batted .320 (31-97) in 22 games with Lancaster.

■ **2004:** Spent the season with Portland, hitting .280 (112-400) with 31 doubles, five triples, five home runs and 61 RBI ... was named to the Eastern League All-Star Team ... played in only 16 games in August due to cramps in his left leg.

■ **2003:** Appeared in 72 games with Class A Sarasota and Rookie Red Sox ... was on the disabled list three times with a strained right quadriceps (4/3-12), strained right hamstring (5/1-11) and a strained left hip flexor (6/28-8/4) ... made a seven-game rehabilitation assignment with the Red Sox.

■ **2002:** Batted .251 (112-447) with 12 doubles and 28 RBI in his first season with Sarasota ... ranked fourth among Red Sox minor leaguers with 16 stolen bases ... was named to the Florida State League All-Star Team.

■ **2001:** Spent the entire season with Class A Augusta, hitting .248 (101-407) with 21 doubles and 37 RBI ... named the South Atlantic League Player of the Week for 6/8-14, going 13-28 (.464).

■ **2000:** Made his professional debut with Rookie Red Sox and hit .285 (45-158) in 43 games.

MISCELLANEOUS/PERSONAL

■ Single ... is a 2000 graduate of South Miami Senior High School.

YEAR	CLUB	AVG	G	AB	R	H	TB	2B	3B	HR	RBI	SH	SF	HB	BB	SO	SB	CS	E
2000	GCL Red Sox	.285	43	158	28	45	55	7	0	1	23	1	1	1	12	12	3	2	10
2001	Augusta	.248	120	407	44	101	144	21	2	6	37	3	2	3	48	62	11	6	28
2002	Sarasota	.251	121	447	53	112	138	12	4	2	28	2	3	3	51	58	16	5	24
2003	Sarasota	.278	65	230	32	64	95	17	4	2	39	1	5	1	15	24	11	4	7
	GCL Red Sox	.273	7	22	4	6	9	1	1	0	2	0	0	0	1	3	0	0	8
2004	Portland	.280	109	400	47	112	168	31	5	5	61	6	4	4	23	59	12	4	26
2005	Pawtucket	.167	14	42	10	7	12	2	0	1	5	1	0	1	7	7	0	0	0
	Portland	.285	66	253	35	72	95	9	1	4	28	2	3	0	18	35	7	3	13
	Lancaster	.320	22	97	25	31	43	7	1	1	10	1	0	0	9	15	0	0	5
2006	Tucson	.254	100	284	35	72	91	9	2	2	29	3	1	1	26	41	6	3	5
MINOR TOTALS		.266	667	2340	313	622	850	116	20	24	262	20	19	14	210	316	66	27	136

— Selected by Boston in the sixth round of the First-Year Player Draft (6/00).

— On Class A Sarasota disabled list with a strained right quadriceps (4/3-12/03).

— On Class A Sarasota disabled list with a strained right hamstring (5/1-11/03).

— On Class A Sarasota disabled list with a strained left hip flexor (6/28-8/4/03); included rehab assignment to GCL Red Sox (7/24-8/1).


— On Class AAA Pawtucket disabled list with a strained left hip flexor (4/4-21/05).

— Traded by Boston to Arizona with pitcher Kyle Bono in exchange for outfielder Jose Cruz, Jr. (7/30/05).

— Signed by the White Sox as a free agent (1/17/07).

ADAM RUSSELL

78



PLAYERS

Given Name: Adam W. Russell

Position: Pitcher

Bats: Right

Throws: Right

Height: 6-8

Weight: 250

Opening Day Age: 23

Born: April 14, 1983, North Olmsted, Ohio

Resides: North Olmsted, Ohio

First Pro Contract: White Sox, selected in the sixth round, June 2004
First-Year Player Draft.

Major League Service: None.

Contract Status: Signed through 2007.

■ **2006:** Is rated by *Baseball America* as the No. 7 Prospect and possessing the Best Fastball in the White Sox farm system entering the 2007 season ... was 10-6 with a 3.43 ERA (57 ER/149.2 IP) in 27 starts between Class A Winston-Salem and Class AA Birmingham ... ranked among the organizational leaders in starts (T2nd), wins (5th), ERA (8th), strikeouts (8th, 108) and IP (10th) ... opponents hit .248 (139-560), including a .210 (52-248) mark by lefties ... began the season at Winston-Salem, going 7-3 with a 2.66 ERA (28 ER/94.2 IP) in 17 starts ... six of his seven wins came at home ... allowed more than three earned runs in just two starts ... posted a 0.64 ERA (2 ER/28.1 IP) in June, including three consecutive starts without yielding an earned run from 6/15-25 (16.0 IP) ... was promoted to Birmingham on 7/12, where he went 3-3 with a 4.75 ERA (29 ER/55.0 IP) in 10 starts ... gave up 11 runs in 3.1 IP on 8/4 at Tennessee ... ERA at Birmingham would have been 3.10 minus that start ... was 2-0 with a 3.65 ERA (5 ER/12.1 IP) in 13 relief appearances with Scottsdale of the Arizona Fall League ... made 11 consecutive scoreless appearances to end the AFL season (10.2 IP).

MINOR LEAGUE HIGHLIGHTS

■ **2005:** Made 24 starts for Class A Kannapolis, going 9-7 with a 3.78 ERA (53 ER/126.1 IP) ... ranked eighth among White Sox minor leaguers in ERA and finished second on the Intimidators in victories ... threw a season-high 8.1 IP on 5/7 at Lake County, allowing one hit ... ERA would have been 3.31 minus start on 8/17 at Delmarva (7 ER/1.1 IP) ... went 4-1 with a 2.96 ERA (9 ER/27.1 IP) in five August starts.


■ **2004:** Combined to go 4-2 with a 3.75 ERA in 17 appearances (six starts) in his pro debut between Advanced Rookie Great Falls and Kannapolis ... went 4-0 with a 2.37 ERA to earn promotion to Kannapolis on 8/23 ... struck out season-high seven batters on 8/17 vs. Provo ... allowed more than one earned run in only one appearance at Great Falls while posting a 1.71 ERA (4 ER/21.0 IP) in four starts ... made two starts at Kannapolis (10 ER/10.0 IP) ... was recommended/signed by Nathan Durst and Larry Grefer.

MISCELLANEOUS/PERSONAL

■ Single ... attended Ohio University, where he appeared in 38 games with 24 starts in his three-year career ... went 1-3 with a 4.50 ERA in 11 starts (12 appearances) as a junior ... ranked seventh in the MAC with a 2.92 ERA ... posted a 19-5 record with a 2.10 ERA, 170 strikeouts and just 20 walks at North Olmsted (Ohio) High School.

YEAR	CLUB	W-L	PCT	ERA	G	GS	CG	SHO	SV	IP	H	R	ER	HR	HB	BB-I	SO	WP	BK
2004	Kannapolis	0-2	.000	9.00	2	2	0	0	0	10.0	18	11	10	3	1	7-0	3	1	0
	Great Falls	4-0	1.000	2.37	15	4	0	0	0	38.0	31	11	10	2	0	18-0	33	0	0
2005	Kannapolis	9-7	.563	3.78	24	24	0	0	0	126.1	116	61	53	10	6	55-0	82	5	0
2006	Winston-Salem	7-3	.700	2.66	17	17	0	0	0	94.2	80	35	28	5	7	39-0	61	4	0
	Birmingham	3-3	.500	4.75	10	10	0	0	0	55.0	59	33	29	5	3	19-0	47	3	1
MINOR TOTALS		23-15	.605	3.61	68	57	0	0	0	324.0	304	151	130	25	17	138-0	226	13	1

— Selected by the White Sox in the sixth round of the First-Year Player Draft (6/04).



Given Name: Eduardo Medina Sierra

Position: Pitcher

Bats: Right

Throws: Right

Height: 6-3

Weight: 185

Opening Day Age: 24

Born: April 15, 1982, San Cristobal, Dominican Republic

Resides: San Cristobal, Dominican Republic

First Pro Contract: Oakland Athletics, signed as a free agent, February 15, 1999.

Sox Acquisition: Claimed off waivers from the Colorado Rockies, April 26, 2006.

Major League Service: None

Contract Status: Signed through 2007.

■ **2006:** Spent most of the season with Class AA Birmingham ... began the season at Class AAA Colorado Springs in the Colorado organization but was designated for assignment on 4/22 after making six appearances ... claimed off waivers by the Sox on 4/26 and assigned to Birmingham in the Southern League ... averaged 8.4 strikeouts per 9.0 IP (40 SO/43.0 IP) in his 25 appearances with the Barons ... gave up one home run in 43.0 IP, an average of 0.21 per 9.0 IP ... worked 3.0 IP or more four times ... held opponents to a .211 average or lower in three of his four months with the Barons, with the exception being a .400 (20-50) mark in July ... struck out a season-high six batters in 2.0 IP on 5/25 at Mississippi ... came out of the bullpen in his first 23 appearances but started his final two ... threw 5.0 hitless IP for the win in a start on 8/7 at Tennessee, allowing one run.

MINOR LEAGUE HIGHLIGHTS

■ **Career:** Has allowed just 19 home runs in 482.0 IP, an average of 0.35 per 9.0 IP.

■ **2005:** Combined to throw 72.2 IP between Class AA Trenton in the Yankees organization and Class AA Tulsa in the Colorado system ... began the season with Trenton, going 3-1 with a 3.28 ERA in 33 games ... held Eastern League opponents to a .187 (37-198) average ... went 1.0 IP or more in 24 of his 33 outings ... won his first three decisions, including his season debut on 4/9 at Erie when he threw 3.0 IP ... threw 9.2 consecutive scoreless IP from 5/12-22 ... compiled a 1.56 ERA (3 ER/17.1 IP) with 19 strikeouts in his final 10 games with the Thunder from 6/21-7/24 ... was traded by the Yankees to the Rockies with pitcher Ramon Ramirez in exchange for pitcher Shawn Chacon on 7/28 ... was 0-3 with a 10.20 ERA in 13 games with the Drillers ... was rated by *Baseball America* prior to the season as the No. 16 Prospect in the Yankees organization.

■ **2004:** Spent his first season in the Yankees system at Class A Tampa ... led the Florida State League and the Yankees minor-league system with 28 saves in 45 games ... was named to the FSL mid and postseason All-Star Teams ... made nine straight scoreless outings from 6/20-7/15 (12.2 IP), recording six saves ... combined to post a 1.29 ERA with 12 saves in July and August ... owned a 2.25 ERA before giving up six runs in 0.2 IP in his final appearance of the season.

■ **2003:** Made a career-high 51 appearances at Class A Kane County in his final season in the Oakland organization ... led the Cougars and ranked second in the A's system with 17 saves ... posted a career-best 2.09 ERA and held opponents to a .204 (46-225) average, including a .114 (8-70) mark with runners in scoring position ... compiled a 1.23 ERA (3 ER/22.0 IP) over his first 16 games and a 0.82 ERA (3 ER/33.0 IP) over his final 28 ... posted a 1.23 ERA (4 ER/29.1 IP) in the ninth inning ... allowed just two home runs in 60.1 IP, both on 8/22 at Peoria ... recorded eight of his 17 saves in August.

■ **2002:** Split the season between Class A Vancouver and the A's Arizona Rookie League club ... made 13 starts in his final season before converting to a reliever ... allowed just two home runs in 61.0 IP combined.

■ **2001:** Appeared in 12 games (six starts) with the AZL A's in his first professional season in the United States ... was 0-1 with a 2.25 ERA (7 ER/28.0 IP) as a starter and 2-0 with a 4.32 ERA (8 ER/16.2 IP) in relief ... posted a 4.6 strikeout-to-walk ratio (41 SO/9 BB) ... gave up one home run in 44.2 IP.

■ **2000:** Spent his second straight season in the Dominican Summer League.

■ **1999:** Made his professional debut in the DSL ... signed with Oakland as a non-drafted free agent on 2/15 ... was signed by Bernardino Rosario.

MISCELLANEOUS/PERSONAL

■ Single.

YEAR	CLUB	W-L	PCT	ERA	G	GS	CG	SHO	SV	IP	H	R	ER	HR	HB	BB-I	SO	WP	BK
1999	DSL E. A's	1-3	.250	5.02	6	5	0	0	0	28.2	32	24	16	1	1	19-0	27	2	0
	DSL W. A's	1-1	.500	3.18	8	1	0	0	1	28.1	26	18	10	1	2	13-0	27	3	0
2000	DSL E. A's	4-2	.667	2.22	10	9	1	0	0	65.0	56	27	16	1	4	24-0	50	1	0
	DSL W. A's	1-2	.333	3.57	4	4	0	0	0	22.2	21	9	9	0	1	9-0	19	2	0
2001	AZL Athletics	2-1	.333	3.02	12	6	0	0	1	44.2	45	19	15	1	3	9-0	41	4	4
2002	Vancouver	0-2	.000	6.11	9	7	0	0	0	28.0	42	24	19	0	3	17-0	23	4	0
	AZL Athletics	2-1	.333	4.64	6	6	0	0	0	33.0	29	19	17	2	7	10-0	35	2	0
2003	Kane County	3-5	.375	2.09	51	0	0	0	17	60.1	46	23	14	2	8	24-4	52	11	0
2004	Tampa	2-3	.400	3.33	45	0	0	0	28	48.2	44	22	18	2	2	45-1	57	9	0
2005	Trenton	3-1	.750	3.28	33	0	0	0	2	57.2	37	26	21	4	4	38-0	50	3	0
	Tulsa	0-3	.000	10.20	13	0	0	0	0	15.0	23	17	17	3	0	13-0	7	2	0
2006	Colo. Springs	0-0	.000	5.14	6	0	0	0	0	7.0	7	4	4	1	2	6-0	7	1	0
	Birmingham	2-1	.667	5.65	25	2	0	0	0	43.0	44	32	27	1	3	30-0	40	9	0
MINOR TOTALS		21-25	.457	3.79	228	40	1	0	49	482.0	452	264	203	19	41	257-5	435	53	4


- Signed by Oakland as a free agent (4/15/99).
- Traded by Oakland with infielder J.T. Stotts to New York-AL in exchange for pitcher Chris Hammond (12/18/03).
- Traded by New York-AL with pitcher Ramon Ramirez to Colorado in exchange for pitcher Shawn Chacon (7/28/05).
- Claimed by the White Sox off waivers from Colorado (4/26/06).



© John Dillon

JUNIOR SPIVEY

1



Given Name: Ernest Lee Spivey, Jr.

Position: Infielder

Bats: Right

Throws: Right

Height: 6-0

Weight: 200

Opening Day Age: 32

Born: January 28, 1975, Oklahoma City, Okla.

Resides: Phoenix, Ariz.

First Pro Contract: Arizona Diamondbacks, selected in the 36th round, June 1996 free-agent draft.

Sox Acquisition: Signed as a free agent, January 29, 2007.

Major League Service: Five years, 30 days.

Contract Status: Signed through 2007.

■ **2006:** Spent the season at Class AAA Memphis in the St. Louis organization ... hit a career-low .200 but drew 58 walks for a .347 on-base percentage ... batted .148 (20-135) from the leadoff spot but .274 (20-73) at No. 2 ... hit .260 (19-73) with six of his nine home runs in August ... posted back-to-back three-hit efforts on 8/12-13 vs. Iowa ... drove in two runs in three straight games from 7/18-20 vs. Round Rock ... played in nine games for Aguilas in the Mexican Pacific League.

MAJOR LEAGUE HIGHLIGHTS

■ **2005:** Split the season between Milwaukee and Washington ... had at least one at-bat in all nine spots in the order except leadoff ... was traded to the Nationals on 6/10 in exchange for pitcher Toma Ohka ... with Milwaukee playing in Philadelphia, took the Atmrak to Washington D.C. on 6/10 and arrived a few moments after first pitch vs. Seattle ... made his debut as a pinch runner in the seventh inning ... hit a game-winning, two-run homer on 6/12 vs. the Mariners ... suffered a right radius fracture on 7/9 at Philadelphia while hitting in the batting cage when a batted ball ricocheted off the pitcher screen ... underwent surgery to repair the fracture on 7/13 and missed 63 games ... was reinstated on the disabled list on 9/17 ... appeared in five games in September as a pinch-hitter.

■ **2004:** Was the Opening Day second baseman for Milwaukee ... collected four hits and tied the Brewers club record with three doubles on 4/11 vs. Houston ... was limited to one pinch-hitting appearance between 5/2-22 due to a strained right hamstring ... suffered a subluxation of the left shoulder on 7/2 at Pittsburgh when diving into first base ... missed the remainder of the season ... underwent surgery on 7/30 by Dr. Lewis Yocum, who placed three anchors in the labrum and debrided the sub-scapolaris muscle, a part of the rotator cuff.

■ **2003:** Was Arizona's Opening Day starting second baseman ... hit .342 (25-73) with seven home runs, 19 RBI and 18 runs scored in 17 games from 4/28-5/20 ... homered in three straight games from 5/2-4 at Atlanta ... hit a pinch home run on 5/3 at Atlanta, a two-run shot off Ray King ... played center field for the first time in his career on 6/4 ... was on the disabled list from 6/15-7/20 with a sprained left ankle.

■ **2002:** Set career highs in virtually every offensive category and was named to the National League All-Star Team ... led Arizona in average (.301), runs scored (103), hits (162), doubles (34) and hit-by-pitches (16) ... hit in every spot in the order ... hit a 461-foot, game-ending home run off Jose Mesa on 5/18 vs. Philadelphia ... compiled a career-high, 18-game hitting streak from 5/31-7/4 (.371, 26-70), which was interrupted by stint on the disabled list with a strained right hamstring (6/11-25) ... hit an inside-the-park home run on 6/9 at Boston, the first by a Fenway Park visitor since Toronto's Junior Felix on 6/2/89 ... was 2-13 (.154) in the NLDS vs. St. Louis ... took part in Major League Baseball All-Star Tour of Japan in November.

■ **2001:** Was recalled from Tucson on 6/2 ... reached base safely four times in his first start on 6/7 vs. the Dodgers ... first major-league hit was a sixth-inning single off Gregg Olson ... added a solo home run off Jesse Orosco in the eighth inning of a 13-9 win ... reached base safely in his first 13 major-league starts and 25 of his first 26, hitting .337 (32-95) ... became the fifth rookie since 1954 to record a pair of five-hit games, joining the Cardinals Wally Moon (1954), the Cubs Ken Hubbs (1962), Milwaukee's Rico Carty (1964) and the White Sox Chris Singleton (1999) ... went 5-6 on 6/21 at Colorado and 5-5 on 8/12 at Atlanta, with four of hits coming off Greg Maddux.

MINOR LEAGUE HIGHLIGHTS

■ **2003:** Played in four games at Class AAA Tucson and Class AA El Paso as part of an injury rehab assignment.

■ **2001:** Opened the season with Tucson, playing in 54 games, before being recalled by Arizona on 6/2.

■ **2000:** An injury to his left hamstring limited him to 28 games with Tucson and six with El Paso ... opened the season with eight hits in his first 16 at-bats ... hit two home runs with five RBI on 4/27 at Salt Lake ... was disabled from 5/8-6/14 with a strained left hamstring ... upon his reinstatement, was 8-19 with five doubles and one home run in five games before tearing the hamstring on 6/22 at San Antonio.

■ **1999:** Was limited by injuries to 44 games for Class AA El Paso ... missed the first six weeks of the season with a torn ligament in his left thumb suffered in spring training ... was reinstated on 5/15 and hit .293 before suffering a broken left hamate bone on 7/3 ... missed the rest of the season.

- **1998:** His 42 combined stolen bases and 92 walks between High Desert and Class AA Tulsa both led the D'Backs system ... was named Arizona Minor League Player of the Month for May ... was named to the California League All-Star Team ... after playing in 79 games with High Desert, was loaned to Tulsa in the Texas organization ... hit .311 in the regular season and .343 in 10 playoff games as the Drillers won the Texas League title.
- **1997:** Spent the season with Class A High Desert, the CL champions ... compiled a 16-game hitting streak from 7/29-8/15 ... after going hitless on 8/16, put together a 10-game hitting streak.
- **1996:** Made his pro debut with Rookie Phoenix ... led the Arizona League with 11 stolen bases and ranked second with a .333 average ... was named the Diamondbacks organization Player of the Month for June.

MISCELLANEOUS/PERSONAL

- Married Tabitha ... has one child: Ernest Lee III ... attended Northwestern Oklahoma State for one semester, intending to play basketball ... transferred to Cowley County (Kan.) Junior College, where he played baseball ... graduated in 1993 from Douglas (Okla.) High School.

YEAR	CLUB	AVG	G	AB	R	H	TB	2B	3B	HR	RBI	SH	SF	HB	BB	SO	SB	CS	E
1996	AZL D'Backs	.333	20	69	13	23	23	0	0	0	3	1	1	4	12	16	11	2	3
	Lethbridge	.336	31	107	30	36	53	3	4	2	25	1	2	3	23	24	8	3	10
1997	High Desert	.273	136	491	88	134	188	24	6	6	53	2	3	11	69	115	14	9	33
1998	High Desert	.281	79	285	64	80	119	14	5	5	35	0	1	3	64	61	34	12	20
	Tulsa	.311	34	119	26	37	58	10	1	3	16	1	1	3	28	25	8	4	3
1999	El Paso	.293	44	164	40	48	75	10	4	3	19	1	1	2	36	27	14	10	9
2000	Tucson	.282	28	117	21	33	58	8	4	3	16	1	1	0	11	17	3	1	6
	El Paso	.421	6	19	5	8	16	5	0	1	2	1	0	0	0	5	0	0	0
2001	Tucson	.232	54	494	25	45	69	6	0	6	27	0	0	0	27	32	9	6	3
	ARIZONA	.258	72	163	33	42	69	6	3	5	21	6	1	2	23	47	3	0	3
2002	ARIZONA	.301	143	538	103	162	256	34	6	16	78	1	6	16	65	100	11	6	15
2003	ARIZONA	.255	106	365	52	93	158	22	2	13	50	0	3	7	33	95	4	3	8
	El Paso	.455	4	11	2	5	6	1	0	0	1	0	1	1	2	1	2	0	1
	Tucson	.267	4	15	3	4	6	2	0	0	0	1	0	0	1	1	0	0	0
2004	MILWAUKEE	.272	59	228	33	62	96	13	0	7	28	1	2	7	25	48	5	3	11
2005	MILWAUKEE	.236	49	182	22	43	68	8	1	5	17	1	0	1	18	57	7	3	7
	WASHINGTON	.221	28	77	15	17	30	7	0	2	7	0	1	2	11	26	2	0	0
2006	Memphis	.222	9	36	5	8	14	1	1	1	5	2	0	0	3	3	0	0	3
MINOR TOTALS		.272	529	1876	354	510	771	95	26	38	227	10	13	34	331	389	116	52	102
N.L. TOTALS		.270	457	1553	258	419	617	90	12	48	201	9	13	35	175	373	32	15	44
M.L. TOTALS		.270	457	1553	258	419	617	90	12	48	201	9	13	35	175	373	32	15	44

- Selected by St. Louis in the 28th round of free agent draft but did not sign (6/05).
- Selected by Arizona in the 36th round of free agent draft but (6/06).
- On Class A High Desert disabled list with sprained right middle finger (6/12-25/98).
- On Class AA El Paso disabled list with torn left thumb ligament (4/8-5/15/99).
- On Class AA El Paso disabled list with broken left hamate bone (7/4-remainder of season).
- On Class AAA Tucson disabled list with strained left hamstring (5/8-6/14/00).
- On Class AA El Paso disabled list with strained left hamstring (6/25-8/17/00).
- On Arizona disabled list with torn left hamstring (8/31/00-remainder of season).
- On Arizona disabled list with strained right hamstring (6/11-25/02).
- Traded by Arizona with pitchers Chris Capuano and Jorge De La Rosa, infielders Craig Counsell and Lyle Overbay and catcher Chad Moeller to Milwaukee in exchange for first baseman Richie Sexson, pitcher Shane Nance and outfielder Noochie Varner (12/1/03).
- On Milwaukee disabled list with a sprained left ankle (6/15-7/20/03); included rehabilitation assignments to Class AA El Paso (7/10-16/03) and Class AAA Tucson (7/17-20/03).
- Traded by Milwaukee to Washington in exchange for pitcher Toma Ohka (6/10/05).
- On Washington disabled list with right eye fracture (7/9/05-remainder of season).
- Signed by the St. Louis as a free agent (12/23/05).
- On Class AAA Memphis disabled list with back strain (5/21-6/2/06).
- On Class AAA Memphis disabled list with left shoulder inflammation (6/15-23/06).
- On Class AAA Memphis suspended list (7/13-25/06).
- On Class AAA Memphis disabled list with sprained right index finger (8/23/06-remainder of season).
- Signed by the White Sox as a free agent (1/29/07).

DIVISION SERIES RECORD


YEAR	CLUB	AVG	G	AB	R	H	TB	2B	3B	HR	RBI	SH	SF	HB	BB	SO	SB	CS	E
2002	Ari. vs. St. L.	.154	3	13	0	2	2	0	0	0	0	0	0	0	1	3	0	0	0

ALL-STAR GAME RECORD

YEAR	CLUB, SITE	AVG	G	AB	R	H	TB	2B	3B	HR	RBI	SH	SF	HB	BB	SO	SB	CS	E
2002	N.L., Milwaukee	.000	1	2	0	0	0	0	0	0	0	0	0	0	0	0	1	0	0

ROBERT VALIDO

77



Given Name: Robert Alexander Valido

Position: Infielder

Bats: Right

Throws: Right

Height: 6-2

Weight: 180

Opening Day Age: 21

Born: May 16, 1985, Miami, Fla.

Resides: Miami, Fla.

First Pro Contract: White Sox, selected in the fourth round, June 2003

First-Year Player Draft.

Major League Service: None.

Contract Status: Signed through 2007.

PLAYERS

■ **2006:** Was rated by *Baseball America* as the Best Defensive Infielder in the White Sox organization for the third consecutive season ... was limited by a left wrist injury to just 54 games between Class AA Birmingham and Class A Winston-Salem ... compiled a .983 (5 E/299 TC) fielding percentage in 53 games at shortstop ... began the season with the Warthogs and played in 45 games ... hit safely in 10 straight games from 4/11-21 (.325, 13-40) ... was placed on the disabled list on 6/8 with a sprained left wrist ... was reinstated on 6/29 and transferred to Winston-Salem ... was 8-36 (.222) in nine games with the Warthogs ... made his last appearance on 7/7 vs. Potomac ... was placed on the disabled list for the second time on 7/15 with a sprained left wrist and missed the remainder of the season ... was ranked by *Baseball America* as the No. 6 Prospect and Best Defensive Infielder in the White Sox organization entering the season.

MINOR LEAGUE HIGHLIGHTS

■ **2005:** Led the Carolina League and ranked 10th overall among all minor leaguers with a career-high 52 stolen bases ... tied for the CL lead in triples (seven), ranked second in hits (147) and tied for third in runs (86) ... also averaged one strikeout every 8.75 at-bats, fifth-best in the league ... finished among the organizational leaders in stolen bases (1st), triples (T1st), hits (T2nd), runs (5th) and total bases (10th, 214) ... was named to both the CL mid-season and postseason All-Star Teams ... compiled a .978 (12 E/540 TC) fielding percentage in 118 games at shortstop ... was successful on 91.2 percent of his stolen base attempts (52-57), including all 30 attempts of second base ... batted .315 with runners in scoring position ... was on the suspended list from 4/20-30 for violating Major League Baseball's Drug Treatment and Prevention Program ... compiled a CL-best 20-game hit streak from 6/3-7/1 (.378, 34-90) ... hit .351 in June and drove in 19 runs in July ... stole four bases on 7/5 vs. Kinston ... was successful in 35 of his final 36 stolen base attempts, including 22 straight from 6/21-8/10 ... played in 13 games for the Peoria Saguaros in the Arizona Fall League, hitting .283 (17-60) with eight RBI.

■ **2004:** Tied for third in the White Sox organization with 28 stolen bases with Class A Kannapolis ... led the Intimidators with 13 sacrifice hits and ranked third with 65 runs scored ... batted .310 (27-87) in his first 22 contests ... hit safely in 10 straight games from 8/9-20 ... was 29-92 (.315) in August ... was cited by *Baseball America* as the Best Defensive Infielder in the White Sox organization prior to the season.

■ **2003:** Spent his first pro season at Advanced Rookie Bristol and was named to the Minor League Rookie All-Star Team ... among the Sox 2003 draft class, was cited by *Baseball America* as Fastest Runner and Best Defensive Player as well as making the Best Pro Debut (along with Ricardo Nanita) ... ranked among the Appalachian League leaders in stolen bases (3rd, 17) and average (9th, .307) ... led team in average, slugging (.479) and on-base percentage (.357) ... was named to the APPY postseason All-Star Team ... was signed by Jose Ortega (White Sox).

MISCELLANEOUS/PERSONAL

■ Single ... graduated from Coral Park (Fla.) High School ... was ranked by *Baseball America* among the Top 50 High School Prospects ... earned First-Team All-America honors in 2002 and 2003 ... was a two-time First-Team All-County and First-Team All-State selection ... earned All-America accolades according to School Sports Magazine and ProspectsPlus.com ... committed to Florida International University prior to signing with the Sox.

YEAR	CLUB	AVG	G	AB	R	H	TB	2B	3B	HR	RBI	SH	SF	HB	BB	SO	SB	CS	E
2003	Bristol	.307	58	215	39	66	103	15	2	6	31	3	5	5	17	28	17	6	15
2004	Kannapolis	.252	122	456	65	115	152	25	0	4	43	13	2	6	35	59	28	12	27
2005	Winston-Salem	.288	119	513	86	148	214	28	7	8	59	9	3	4	21	64	*52	5	12
2006	Birmingham	.208	45	168	15	35	53	9	3	1	11	10	0	1	13	24	8	3	2
	Winston-Salem	.222	9	36	5	8	14	1	1	1	5	2	0	0	3	3	0	0	3
MINOR TOTALS		.268	353	1388	210	372	536	78	13	20	149	37	10	16	89	178	105	26	59

*Led League

— Selected by White Sox in the fourth round of the First-Year Player Draft (6/03).


— On Major League Baseball suspended list (5/12-28/05).

— On Class AA Birmingham disabled list with a sprained left wrist (6/8-29/06).

— On Class A Winston-Salem disabled list with a sprained left wrist (7/15/06-remainder of season).

WES WHISLER

74



PLAYERS

Given Name: Wesley Guy Whisler
Position: Pitcher
Bats: Left **Throws:** Left
Height: 6-5 **Weight:** 240
Opening Day Age: 23
Born: April 7, 1983, Indianapolis, Ind.
Resides: Noblesville, Ind.
First Pro Contract: White Sox, selected in the second round, June 2004 First-Year Player Draft.
Major League Service: None.
Contract Status: Signed through 2007.

■ **2006:** Combined to go 12-10 with a 3.37 ERA (61 ER/163.0 IP) in 27 starts between Class A Winston-Salem and Class AA Birmingham ... finished third among White Sox farmhands in IP, tied for third in wins and sixth in ERA ... made 16 quality starts ... spent the majority of the season with the Warthogs, going 10-7 with a 2.97 ERA (39 ER/118.1 IP) in 20 starts ... ranked third in the Carolina League in wins (10) and fifth in ERA (2.97) ... led the Warthogs in victories ... did not allow a home run with Winston-Salem ... threw a 7.0-IP shutout on 6/2 vs. Lynchburg ... was 2-3 with a 6.23 (18 ER/26.0 IP) in his first five starts, but 8-4 with a 2.05 ERA (21 ER/92.1 IP) over his final 15 ... allowed more than three earned runs just once during that span (5 ER on 5/22 at Myrtle Beach) ... was promoted to Birmingham on 7/28, where he went 2-3 with a 4.43 ERA (22 ER/44.2 IP) ... five of his seven starts were quality ... was 1-1 with a 3.97 ERA (5 ER/11.1 IP) in 13 relief appearances with Scottsdale of the Arizona Fall League.

MINOR LEAGUE HIGHLIGHTS

■ **2005:** Spent the majority of the season in the starting rotation with Class A Winston-Salem ... compiled a 7.04 ERA (79 ER/101.0 IP) as a starter and a 3.97 ERA (5 ER/11.1 IP) in relief ... went 3-1 on the road and 1-8 at home ... earned his first pro save on 5/19 vs. Salem ... threw 7.0 scoreless IP with nine strikeouts on 8/26 vs. Salem.

■ **2004:** Made his pro debut at Class A Kannapolis ... among the Sox 2004 draft class, was cited by *Baseball America* as having the Best Raw Power (along with Brandon Allen) and the Best Athlete (along with Josh Fields) ... went 4-1 with a 3.18 ERA and 28 strikeouts in 45.1 IP ... also batted .289 (11-38) with two doubles, one home run and five RBI in 11 games as the designated hitter ... won three consecutive starts from 7/16-26 (2 ER/18.0 IP) ... was named South Atlantic League Pitcher of the Week for 7/16-22 ... promoted to Winston Salem on 8/16 ... was 2-1 with a 3.38 ERA in five starts with Warthogs ... tossed season-high 7.0 IP in win on 8/31 vs. Kingston ... held left-handed batters to a .171 average (13-76) overall ... also averaged 8.14 strikeouts per 9.0 IP (41 SO/45.1 IP) ... was recommended/signed by Rick Ingalls/Matt Hattabaugh (White Sox).

MISCELLANEOUS/PERSONAL

■ Attended UCLA, where he batted .303 with 34 home runs, 129 RBI and a .512 slugging percentage ... also was 11-14 with a 4.99 ERA in 43 career starts (49 appearances) as a pitcher ... struck out 172 batters in 259.2 IP while tossing four complete games in collegiate career ... named Pac-10 Freshman of the Year in 2002 after hitting .328 with a school freshman-record 18 home runs ... also went 5-2 with a 4.06 ERA in 84.1 IP ... rated as the top prospect in the Cape Cod Summer League by *Baseball America* for the 2002 season ... was named Indiana's 'Mr. Baseball' in 2001 at Noblesville (Ind.) High School after hitting .440 with 15 home runs and 35 RBI ... holds the Indiana state single-season record for RBI (49 in 1998) and ranks second with 41 career home runs ... also averaged 13.5 points and 6.5 rebounds as four-year member of the varsity basketball team.

YEAR	CLUB	AVG	G	AB	R	H	TB	2B	3B	HR	RBI	SH	SF	HB	BB	SO	SB	CS	E
2004	Kannapolis	.289	11	38	2	11	16	2	0	1	5	0	0	0	1	7	0	0	0

YEAR	CLUB	W-L	PCT	ERA	G	GS	CG	SHO	SV	IP	H	R	ER	HR	HB	BB-I	SO	WP	BK
2004	Winston Salem	2-1	.667	3.38	5	5	0	0	0	26.2	17	10	10	3	0	7-0	13	0	0
	Kannapolis	4-1	.800	3.18	10	7	0	0	0	45.1	52	29	17	2	2	11-0	28	4	0
2005	Winston-Salem	4-9	.308	6.73	26	21	1	0	1	112.1	153	93	84	10	6	42-0	79	6	0
2006	Winston-Salem	10-7	.588	2.97	20	20	1	#1	0	118.1	112	52	39	0	9	44-0	57	4	0
	Birmingham	2-3	.400	4.43	7	7	0	0	0	44.2	50	28	22	5	2	15-0	28	1	0

MINOR TOTALS		22-21	.512	4.46	68	60	2	1	1	347.1	384	212	172	20	19	119-0	205	15	0
--------------	--	-------	------	------	----	----	---	---	---	-------	-----	-----	-----	----	----	-------	-----	----	---

Tied for League Lead

- Selected by the White Sox in the second round of the First-Year Player Draft (6/04).
- On Class A Winston-Salem disabled list with inflammation in his left shoulder (4/14-5/7/05).

CHICAGO WHITE SOX ROSTER

MANAGER: Ozzie Guillen (13) **COACHES:** Harold Baines, First Base Coach (3); Don Cooper, Pitching Coach (21); Joey Cora, Bench Coach (28); Art Kruzyer, Bullpen Coach (53); Fazor Shines, Third Base Coach (18);

Greg Walker, Hitting Coach (29); Mark Sales, Bullpen Catcher (59) **HEAD TRAINER:** Herm Schneider **ASSISTANT TRAINER:** Brian Ball **DIRECTOR OF CONDITIONING:** Allen Thomas

CLUBHOUSE MANAGERS: Vince Fresso (H), Gabo Morell (V) **DIRECTOR OF TEAM TRAVEL:** Ed Cassin

NO.	PITCHERS (19)	B	T	HT	WT	BORN	BIRTHPLACE	RESIDENCE	'06 Club(s)															
									W-L	ERA	G	GS	CG	SV	IP	H	R	ER	BB	SO	MLSV			
54	David Aardsma	R	R	6-4	205	1/22/78	Denver, Colo.	Scottsdale, Ariz.	CHICAGO-NL	3-0	4.08	45	0	0	0	53.0	41	25	24	28	49	0.171		
56	Mark Buehrle	L	L	6-2	220	3/23/79	St. Charles, Mo.	St. Charles, Mo.	Iowa	2-3	3.22	29	0	0	0	36.1	31	15	13	18	36	6.078		
60	Jose Contreras	R	R	6-4	245	12/6/71	La Marinas, Cuba	Tampa, Fla.	WHITE SOX	12-13	4.99	32	32	1	0	204.0	247	124	113	48	98	6.078		
52	Devon Day	R	R	6-4	210	9/29/80	Jackson, Miss.	Jackson, Miss.	WHITE SOX	13-9	4.27	30	30	1	0	196.0	194	101	93	55	134	3.152		
34	Gavin Floyd	R	R	6-4	225	1/27/83	Annapolis, Md.	Palm Harbor, Fla.	Winston-Salem	1-4	3.40	40	0	0	8	47.2	40	23	18	21	63	0.143		
20	Jon Garland	R	R	6-6	215	9/27/79	Valencia, Calif.	Granada Hills, Calif.	PHILADELPHIA	4-3	7.29	11	11	1	0	54.1	70	48	44	32	34	0.143		
40	Charlie Haeger	R	R	6-1	220	9/19/83	Livonia, Mich.	Plymouth, Mich.	Scranton-WB	7-4	4.23	17	17	2	0	115.0	117	57	54	38	85			
45	Bobby Jenks	R	R	6-3	275	3/14/81	Mission Hills, Calif.	Hinsdale, Ill.	WHITE SOX	18-7	4.51	33	32	1	0	211.1	247	112	106	41	112	6.071		
57	Boone Logan	L	L	6-5	200	8/13/84	San Antonio, Texas	Helotes, Texas	Charlotte	14-6	3.07	26	25	2	0	170.0	143	71	58	78	130	0.032		
47	Mike MacDougal	R	R	6-3	180	3/5/77	Las Vegas, Nev.	Mesa, Ariz.	WHITE SOX	1-1	3.44	7	1	0	1	18.1	12	10	7	13	19			
46	Nick Masset	R	R	6-4	235	5/7/82	St. Petersburg, Fla.	St. Petersburg, Fla.	WHITE SOX	1-1	4.00	67	0	0	41	69.2	66	32	31	31	80	1.090		
58	Onell Perez	R	R	6-2	190	5/26/84	Bonao, D.R.	Puerto Plata, D.R.	WHITE SOX	3-4	3.38	38	0	0	11	42.2	35	18	16	12	57	0.081		
43	Heath Phillips	L	L	6-3	225	3/24/82	Evansville, Ind.	Evansville, Ind.	WHITE SOX	0-0	8.31	21	0	0	1	17.1	21	18	16	15	15			
48	Raulino Raymoro	L	L	6-3	200	8/10/80	Agua Santa Del Yuma, D.R.	Sancti Spiritus, D.R.	KANSAS CITY	0-0	0.00	4	0	0	1	4.0	2	0	0	0	2	3.104		
51	Andrew Sisco	L	L	6-10	270	1/13/83	Steamboat Springs, Colo.	Scottsdale, Ariz.	WHITE SOX	1-1	1.55	29	0	0	1	29.0	21	5	5	6	21			
37	Matt Thornton	L	L	6-6	230	9/15/76	Three Rivers, Mich.	Peoria, Ariz.	Frisco	2-2	2.06	8	8	0	0	48.0	38	16	11	20	40	0.039		
50	Sean Tracey	R	R	6-1	205	11/14/80	Upland, Calif.	Upland, Calif.	Oklahoma	4-5	4.81	24	7	1	3	67.1	79	48	36	28	65			
49	Carlos Vasquez	L	L	6-3	230	12/6/82	Sucre, Ven.	Sucre, Ven.	TEXAS	0-0	4.15	8	0	0	0	8.2	9	4	4	2	4			
33	Javier Vazquez	R	R	6-1	210	7/25/76	Ponce, P.R.	Ponce, P.R.	Kannapolis	3-1	1.02	28	0	0	8	35.1	21	5	4	7	40	0.000		
12	A.J. Pierzynski	L	R	6-3	240	12/30/76	Bridgehampton, N.Y.	Orlando, Fla.	Winston-Salem	1-0	0.72	17	0	0	0	25.0	17	0	5	2	5	29		
44	Toby Hall	R	R	6-3	240	10/21/75	Tacoma, Wash.	Odesa, Fla.	Birmingham	0-1	0.55	7	0	0	1	16.1	6	1	1	6	20			
NO.	CATCHERS (2)	B	T	HT	WT	BORN	BIRTHPLACE	RESIDENCE	'06 Club(s)	AVG	G	AB	R	H	2B	3B	HR	RBI	BB	SO	SB	MLSV		
44	Toby Hall	R	R	6-3	240	10/21/75	Tacoma, Wash.	Odesa, Fla.	TAMPA BAY	.231	64	221	15	51	13	0	8	23	8	17	0	5.072		
12	A.J. Pierzynski	L	R	6-3	240	12/30/76	Bridgehampton, N.Y.	Orlando, Fla.	LOS ANGELES-NL	.368	21	57	2	21	4	0	0	8	2	5	0			
									WHITE SOX	.295	140	509	65	150	24	0	16	64	22	72	1	6.100		

NO.	INFELDERS (11)	B	T	HT	WT	BORN	BIRTHPLACE	RESIDENCE	'06 Club(s)	AVG	G	AB	R	H	2B	3B	HR	RBI	BB	SO	SB	MLSV
8	Alex Cinton	S	R	6-1	205	12/17/78	Humacao, P.R.	Humacao, P.R.	WHITE SOX	.285	91	288	35	82	10	3	5	41	10	35	10	4,091
24	Joe Crede	R	R	6-2	230	4/26/78	Jefferson City, Mo.	Westphalia, Mo.	WHITE SOX	.283	150	544	76	154	31	0	30	94	28	58	0	4,124
27	Josh Fields	R	R	6-1	215	12/14/82	Ada, Okla.	Grand Prairie, Texas	Charlotte	.305	124	482	85	141	32	4	19	70	54	136	28	0,022
26	Andy Gonzalez	R	R	6-2	190	12/15/81	San Juan, P.R.	Palm Bay, Fla.	Charlotte	.271	116	402	48	109	27	0	6	51	46	77	0	0,000
15	Tadahito Iguchi	R	R	5-10	200	12/4/74	Tokyo, Japan	Tokyo, Japan	WHITE SOX	.281	138	552	97	156	24	0	18	67	59	110	11	2,000
14	Paul Konerko	R	R	6-2	215	3/5/76	Providence, R.I.	Scottsdale, Ariz.	WHITE SOX	.313	152	566	97	177	30	0	35	113	60	104	1	8,141
62	Pedro Lopez	R	R	6-1	180	4/28/84	Moca, D.R.	Moca, D.R.	Charlotte	.274	59	208	32	57	12	0	5	24	11	28	4	0,009
38	Pablo Ozuna	R	R	5-11	190	8/25/74	Santo Domingo, D.R.	Boca Chica, D.R.	WHITE SOX	.328	79	189	25	62	2	2	17	7	16	6	4,055	
36	Casey Rogowski	L	L	6-3	230	5/1/81	Livonia, Mich.	Livonia, Mich.	Charlotte	.272	127	459	69	125	32	2	13	76	53	97	26	0,000
25	Juan Uribe	R	R	6-3	250	8/27/70	Peoria, Ill.	Peoria, Ill.	WHITE SOX	.288	143	490	108	141	26	0	42	109	107	147	0	14,042
5	Juan Uribe	R	R	6-0	225	3/22/79	Bani, D.R.	Palenque, D.R.	WHITE SOX	.235	135	463	53	109	28	2	21	71	13	82	1	5,089
NO.	OUTFIELDERS (8)	B	T	HT	WT	BORN	BIRTHPLACE	RESIDENCE	'06 Club(s)	AVG	G	AB	R	H	2B	3B	HR	RBI	BB	SO	SB	MLSV
32	Brian Anderson	R	R	6-2	220	5/11/82	Tucson, Ariz.	San Diego, Calif.	WHITE SOX	.225	134	385	46	82	23	1	8	33	30	90	4	1,041
23	Jermaine Dye	R	R	6-5	240	1/28/74	Vacaville, Calif.	Phoenix, Ariz.	WHITE SOX	.315	146	539	103	170	27	3	44	120	59	118	7	10,084
17	Darin Erstad	L	L	6-2	220	6/4/74	Jamestown, N.D.	Newport Beach, Calif.	LOS ANGELES-AL	.221	40	95	8	21	8	1	0	5	6	18	1	10,077
10	Rob Mackowiak	L	R	5-11	195	6/20/76	Oak Lawn, Ill.	Tampa, Fla.	Rancho Cucamonga	.214	7	14	4	3	0	0	0	1	2	0	0	0
7	Jerry Owens	L	L	6-3	190	2/16/81	Hollywood, Calif.	Newhall, Calif.	WHITE SOX	.100	7	30	0	0	0	0	0	3	1	2	1	5,077
22	Scott Podsednik	L	L	6-1	190	3/18/76	West, Texas	Dallas, Texas	WHITE SOX	.282	112	439	75	115	15	5	4	48	45	61	40	0,037
31	Ryan Sweeney	L	L	6-4	215	2/20/85	Cedar Rapids, Iowa	Cedar Rapids, Iowa	WHITE SOX	.333	12	9	4	3	1	0	0	0	0	0	2	1
30	Luis Tterero	R	R	6-3	205	5/18/80	Barahona, D.R.	New York, N.Y.	WHITE SOX	.261	139	524	86	137	27	6	3	45	54	96	40	4,050

CHICAGO WHITE SOX NUMERICAL ROSTER

1	Junior Spivey, INF	24	Joe Crede, 3B	39	Wik Gonzalez, C	52	Jose Contreras, RHP	67	John Danks, LHP
5	Juan Uribe, SS	25	Jim Thome, DH/1B	40	Charlie Haeger, RHP	54	David Aardsma, RHP	68	Gio Gonzalez, RHP
7	Jerry Owens, OF	26	Andy Gonzalez, INF	41	Eduardo Perez, INF	56	Mark Buehrle, LHP	70	Laroe Broadway, RHP
8	Alex Cinton, INF	27	Josh Fields, 3B/OF	43	Heath Phillips, LHP	57	Boone Logan, LHP	71	Corwin Malone, LHP
10	Rob Mackowiak, INF/OF	30	Luis Tterero, OF	44	Toby Hall, C	58	Ornel Perez, RHP	74	Wes Whisler, LHP
12	A.J. Pierzynski, C	31	Ryan Sweeney, OF	45	Bobby Jenks, RHP	60	Devon Day, RHP	75	Cole Armstrong, C
14	Paul Konerko, 1B	32	Brian Anderson, OF	46	Nick Klasset, RHP	61	Eduardo Sierra, RHP	76	Dorray Lucy, C
15	Tadahito Iguchi, 2B	33	Javier Vazquez, RHP	47	Mike MacDougal, RHP	62	Pedro Lopez, INF	77	Robert Valdo, INF
17	Darin Erstad, OF	34	Gavin Floyd, RHP	48	Pablo Reverson, LHP	63	Ryan Buickler, RHP	78	Adam Russell, RHP
20	Jon Garland, RHP	36	Casey Rogowski, 1B	49	Carlos Vasquez, LHP	64	Kenny Kelly, OF		
22	Scott Podsednik, OF	37	Matt Thornton, LHP	50	Sean Tracey, RHP	65	Kenny Perez, INF		
23	Jermaine Dye, OF	38	Pablo Ozuna, INF/OF	51	Andrew Sisco, LHP	66	Gustavo Molina, C		

NON-ROSTER INVITES

NO.	PITCHERS (8)	B	T	HT	WT	BORN	BIRTHPLACE	RESIDENCE	'06 Club(s)	W-L	ERA	G	GS	CG	SV	IP	H	R	ER	BB	SO	MLSV
70	Lance Broadway	R	R	6-2	210	8/20/83	Dallas, Texas	Mansfield, Texas	Birmingham	8-8	2.74	25	25	2	0	154.1	160	59	47	40	111	0.000
									Charlotte	0-0	3.00	1	1	0	0	6.0	5	2	2	1	6	
									Bakersfield	2-0	2.70	6	0	0	0	10.0	6	4	3	5	10	1.143
63	Ryan Burkwich	R	R	6-2	250	5/13/78	Naperville, Ill.	Brandon, Miss.	Oklahoma	3-2	6.11	31	0	0	0	35.1	44	27	24	22	37	
									AZL Rangers	0-0	0.00	1	0	0	0	1.2	1	0	0	0	1	
									Frisco	5-4	4.15	13	13	0	0	69.1	74	38	32	22	82	0.000
									Oklahoma	4-5	4.33	14	13	0	0	70.2	67	43	34	34	72	
67	John Danks	L	L	6-1	200	4/15/85	Austin, Texas	Round Rock, Texas	Reading	7-12	4.66	27	27	0	0	154.2	140	88	80	81	166	0.000
									Birmingham	9-11	4.43	27	27	0	0	154.1	141	83	76	94	121	0.000
68	Gio Gonzalez	R	L	5-11	165	9/19/85	Hialeah, Fla.	Hialeah, Fla.	Winston-Salem	7-3	2.66	17	17	0	0	94.2	80	35	28	39	67	0.000
									Birmingham	0-0	4.75	10	10	0	0	55.0	59	33	29	19	47	
71	Corvin Malone	R	L	6-3	200	7/28/80	Grove Hill, Ala.	Thomasville, Ala.	Colorado Springs	3-3	5.14	6	0	0	0	7.0	7	4	4	6	7	0.000
									Birmingham	2-1	5.65	25	2	0	0	43.0	44	32	27	30	40	0.000
									Winston-Salem	10-7	2.97	20	1	0	0	118.1	112	52	39	44	57	0.000
									Birmingham	2-3	4.43	7	7	0	0	44.2	50	28	22	15	28	
74	Wes Winsler	L	L	6-5	240	4/7/83	Indianapolis, Ind.	Noblesville, Ind.	Birmingham													
NO. CATCHERS (4)																						
		B	T	HT	WT	BORN	BIRTHPLACE	RESIDENCE	'06 Club(s)	AVG	G	AB	R	H	2B	3B	HR	RBI	BB	SO	SB	MLSV
75	Cole Armstrong	R	R	6-3	210	4/24/83	Surrey, B.C.	Surrey, B.C.	Winston-Salem	.237	42	131	9	31	5	0	2	14	17	30	0	0.000
									Birmingham	1.20	8	25	3	3	0	0	0	0	2	2	0	
									New Orleans	.298	26	84	9	25	4	0	4	16	9	9	1	4.042
39	Wlki Gonzalez	R	R	5-11	205	5/17/74	Aragua, Venezuela	Palo Negro, Venezuela	WMSHINGTON	.229	12	35	3	8	0	0	0	2	2	5	0	
									Winston-Salem	.262	97	332	48	87	17	1	7	32	33	67	12	0.000
76	Donny Lucy	R	R	6-3	210	8/8/82	Escondido, Calif.	Fallbrook, Calif.	Birmingham	.283	18	60	2	17	1	0	0	3	4	15	1	
									Birmingham	.227	103	344	26	78	14	0	7	34	25	65	5	0.000
66	Gustavo Molina	R	R	6-0	220	2/24/82	La Guaira, Venezuela	La Guaira, Venezuela	Charlotte	.167	10	30	0	5	0	0	0	0	0	1	5	0
NO. INFELDERS (4)																						
		B	T	HT	WT	BORN	BIRTHPLACE	RESIDENCE	'06 Club(s)	AVG	G	AB	R	H	2B	3B	HR	RBI	BB	SO	SB	MLSV
41	Eduardo Perez	R	R	6-4	240	9/1/69	Cincinnati, Ohio	Santurce, P.R.	CLEVELAND	.303	37	99	16	30	9	0	8	22	5	11	0	9.064
									SEATTLE	.195	43	87	8	17	1	0	1	11	13	22	1	
65	Kenny Perez	S	R	6-2	190	9/28/81	Miami, Fla.	Hialeah, Fla.	Tucson	.254	100	284	35	72	9	2	2	29	26	41	6	0.000
	1 Junior Spivey	R	R	6-0	200	1/28/75	Oklahoma City, Okla.	Picoonix, Ariz.	Memphis	.200	89	285	37	57	12	2	9	29	58	65	13	5.030
77	Robert Valido	R	R	6-2	180	5/16/85	Miami, Fla.	Miami, Fla.	Birmingham	.208	45	168	15	35	9	3	1	1	13	24	8	0.000
									Winston-Salem	.222	9	36	5	8	1	1	1	5	3	3	0	
NO. OUTFELDERS (1)																						
		B	T	HT	WT	BORN	BIRTHPLACE	RESIDENCE	'06 Club(s)	AVG	G	AB	R	H	2B	3B	HR	RBI	BB	SO	SB	MLSV
64	Kenny Kelly	R	R	6-2	190	8/8/82	Plant City, Fla.	Lutz, Fla.	New Orleans	.248	110	351	47	87	13	2	1	34	43	75	19	0.134

WHITE SOX 40-MAN ROSTER

No.	Pitchers (19)	B	T	HT	WT	Born	Birthplace	Residence
54	David Aardsma	R	R	6-4	205	12/27/81	Denver, Colo.	Scottsdale, Ariz.
56	Mark Buehrle	L	L	6-2	220	3/23/79	St. Charles, Mo.	St. Charles, Mo.
52	Jose Contreras	R	R	6-4	245	12/6/71	LaMartinus, Cuba	Tampa, Fla.
60	Dewon Day	R	R	6-4	210	9/29/80	Jackson, Miss.	Jackson, Miss.
34	Gavin Floyd	R	R	6-4	225	1/27/83	Annapolis, Md.	Palm Harbor, Fla.
20	Jon Garland	R	R	6-6	215	9/27/79	Valencia, Calif.	Granada Hills, Calif.
40	Charlie Haeger	R	R	6-1	220	9/19/83	Livonia, Mich.	Plymouth, Mich.
45	Bobby Jenks	R	R	6-3	275	3/14/81	Mission Hills, Calif.	Hinsdale, Ill.
57	Boone Logan	L	L	6-5	200	8/13/84	San Antonio, Texas	Helotes, Texas
47	Mike MacDougal	R	R	6-3	180	3/5/77	Las Vegas, Nev.	Mesa, Ariz.
46	Nick Masset	R	R	6-4	235	5/7/82	St. Petersburg, Fla.	St. Petersburg, Fla.
58	Oneli Perez	R	R	6-2	190	5/26/84	Bonao, D.R.	Puerto Plata, D.R.
43	Heath Phillips	L	L	6-3	225	3/24/82	Evansville, Ind.	Evansville, Ind.
48	Paulino Reynoso	L	L	6-3	200	8/10/80	Agua Santa Del Yuna, D.R.	Santiago, D.R.
51	Andrew Sisco	L	L	6-10	270	1/13/83	Steamboat Springs, Colo.	Scottsdale, Ariz.
37	Matt Thornton	L	L	6-6	230	9/15/76	Three Rivers, Mich.	Peoria, Ariz.
50	Sean Tracey	R	R	6-1	205	11/14/80	Upland, Calif.	Upland, Calif.
49	Carlos Vasquez	L	L	6-3	230	12/6/82	Sucre, Ven.	Sucre, Ven.
33	Javier Vazquez	R	R	6-1	210	7/25/76	Ponce, P.R.	Ponce, P.R.
No.	Catchers (2)	B	T	HT	WT	Born	Birthplace	Residence
44	Toby Hall	R	R	6-3	240	10/21/75	Tacoma, Wash.	Odessa, Fla.
12	A.J. Pierzynski	L	R	6-3	240	12/30/76	Bridgehampton, N.Y.	Orlando, Fla.
No.	Infielders (11)	B	T	HT	WT	Born	Birthplace	Residence
8	Alex Cintron	S	R	6-1	205	12/17/78	Humacao, P.R.	Humacao, P.R.
24	Joe Crede	R	R	6-2	230	4/26/78	Jefferson City, Mo.	Westphalia, Mo.
27	Josh Fields	R	R	6-1	215	12/14/82	Ada, Okla.	Grand Prairie, Texas
26	Andy Gonzalez	R	R	6-2	190	12/15/81	San Juan, P.R.	Palm Bay, Fla.
15	Tadahito Iguchi	R	R	5-10	200	12/4/74	Tokyo, Japan	Tokyo, Japan
14	Paul Konerko	R	R	6-2	215	3/5/76	Providence, R.I.	Scottsdale, Ariz.
62	Pedro Lopez	R	R	6-1	180	4/28/84	Moca, D.R.	Moca, D.R.
38	Pablo Ozuna	R	R	5-11	190	8/25/74	Santo Domingo, D.R.	Boca Chica, D.R.
36	Casey Rogowski	L	L	6-3	230	5/1/81	Livonia, Mich.	Livonia, Mich.
25	Jim Thome	L	R	6-3	250	8/27/70	Peoria, Ill.	Peoria, Ill.
5	Juan Uribe	R	R	6-0	225	3/22/79	Bani, D.R.	Palienque, D.R.
No.	Outfielders (8)	B	T	HT	WT	Born	Birthplace	Residence
32	Brian Anderson	R	R	6-2	220	5/11/82	Tucson, Ariz.	San Diego, Calif.
23	Jermaine Dye	R	R	6-5	240	1/28/74	Vacaville, Calif.	Phoenix, Ariz.
17	Darin Erstad	L	L	6-2	220	6/4/74	Jamestown, N.D.	Newport Beach, Calif.
10	Rob Mackowiak	L	R	5-11	195	6/20/76	Oak Lawn, Ill.	Tampa, Fla.
7	Jerry Owens	L	L	6-3	190	2/16/81	Hollywood, Calif.	Newhall, Calif.
22	Scott Podsednik	L	L	6-1	190	3/18/76	West, Texas	Dallas, Texas
31	Ryan Sweeney	L	L	6-4	215	2/20/85	Cedar Rapids, Iowa	Cedar Rapids, Iowa
30	Luis Terrero	R	R	6-3	205	5/18/80	Barahona, D.R.	New York, N.Y.

WHITE SOX 40-MAN ROSTER (as of February 15, 2007)

5	Juan Uribe, INF	30	Luis Terrero, OF	48	Paulino Reynoso, LHP
7	Jerry Owens, OF	31	Ryan Sweeney, OF	49	Carlos Vasquez, LHP
8	Alex Cintron, INF	32	Brian Anderson, OF	50	Sean Tracey, RHP
10	Rob Mackowiak, OF/INF	33	Javier Vazquez, RHP	51	Andrew Sisco, LHP
12	A.J. Pierzynski, C	34	Gavin Floyd, RHP	52	Jose Contreras, RHP
14	Paul Konerko, 1B	36	Casey Rogowski, INF	54	David Aardsma, RHP
15	Tadahito Iguchi, INF	37	Matt Thornton, LHP	56	Mark Buehrle, LHP
20	Jon Garland, RHP	38	Pablo Ozuna, INF	57	Boone Logan, LHP
22	Scott Podsednik, OF	40	Charlie Haeger, RHP	58	Oneli Perez, RHP
23	Jermaine Dye, OF	43	Heath Phillips, LHP	60	Dewon Day, RHP
24	Joe Crede, 3B	44	Toby Hall, C	61	Paulino Reynoso, LHP
25	Jim Thome, 1B	45	Bobby Jenks, RHP	62	Pedro Lopez, INF
26	Andy Gonzalez, INF	46	Nick Masset, RHP		
27	Josh Fields, 3B	47	Mike MacDougal, RHP		