

District Statistical Handbook – 2006 Theni

Statistical Tables

1 Area and Population	17. Industries	33 Registration
2 Rainfall and Climate	18. Factories	34 Repairs & Services
3 Agriculture	19 Local Bodies	35 Restaurant & Hotels
4 Irrigation	20 Labour & Employment	36 Cultural Services
5 Animal Husbandary	21 Legal Services	37 Social Welfare
6 Banking and Insurance	22 Libraries	38 Sanitary Services
7 Co-operation	23 Mining & Quarrying	39 Scientific & Reasearch
8 Civil suppiles	24 Manufacturing sector	40 Storage facility
9 Communication	25 Medical Services	41 Textiles
10 Electricity	26 Motor Vehicles	42 Trade and Commerce
11 Education	27 Police and Prisons	43 Transport
12 Fisheries	28 Public Health	44 Tourism
13 Handlooms	29 Energy	45 Vital Statistics
14 Handicrafts	30 Publication and Printing	46 Voluntary Services
15 Hospitals	31 prices-Indices	47 Water Supply
16 Housing	32 Quality Control	

THENI DISTRICT 2001-POPULATION

TALUK NAME	MALE	FEMALE	TOTAL
PERIYAKULAM	95629	92925	188554
THENI	88268	85877	174145
ANDIPATTI	95334	91236	186570
UTHAMAPALAYAM	189271	187692	376963
BODINAYAKANUR	84484	83234	167718
TOTAL	552986	540964	1093950
MUNICIPALITY			
BODINAYAKANUR	36774	36636	73410
PERIYAKULAM	21104	20908	42012
THENI	43274	42224	85498
CHINNAMANUR	19285	19075	38360
CUMBUM	29515	29376	58891
GUDALUR	17810	17721	35531
SPECIAL VILLAGE PANCHAYATS			
BOOTHIPURAM	4903	4723	9626
MEENASHIPURAM	3634	3593	7227
MELACHOCKANATHAPURAM	5862	5807	11669
DEVADANAPATTI	6942	7009	13951
GANGUVARPATTI	5377	5215	10592
THAMARAIKULAM	5299	5092	10391
THENKARAI	5865	5732	11597
VADUGAPATTY	6268	6109	12377
PALANICHETTIPATTI	6044	5706	11750
VEERAPANDI	7448	6846	14294
THEVARAM	7288	7349	14637
KUCHANUR	2984	3071	6055
MARKAYANKOTTAI	2925	2904	5829
PANNAIPURAM	4079	4268	8347
KOMBAI	6414	6428	12842
ODAIPATTI	6590	6593	13183
UTHAMAPALAYAM	11132	10972	22104
HANUMANTHANPATTI	4748	4676	9424
PUDUPATI	5008	5007	10015
K.K.PAATI	5974	6237	12211
HIGHWAYS	3600	3416	7016
ANDIPATTI	11688	11314	23002
URBAN TOTAL	297834	294007	591841
RURAL TOTAL	255152	246957	502109
DISTRICT TOTAL	552986	540964	1093950

1.AREA AND POPULATION

1.1 .AREA, POPULATION, LITERATES, SC'S, ST'S – SEXWISE BY BLOCKS AND MUNICIPALITIES

TALUK/ Municipalities	Area (Sq.Km)	Population			Literate		
		Persons	Male	Female	Persons	Male	Female
(2)	(3)	(4)	(5)	(6)	(7)	(8)	(9)
Theni	201.97	174145	88268	85877	119253	67241	52012
Periyakulam	381.03	188554	95629	92925	118686	68174	50512
Uthamapalayam	938.07	376963	189271	187692	241179	137366	103813
Andipatty	916.90	186570	95334	91236	108458	64919	43539
Bodi	804.33	167718	84484	83234	105221	60450	44771
Municipalities							
Cumbum	6.58	58891	29515	29376	39785	22011	17774
Gudalur	32.00	35531	17810	17721	21202	12368	8836
Theni	22.23	85498	43274	42224	61657	33843	27814
Periyakulam	21.10	42012	21104	20908	31192	16997	14195
Bodi	19.33	73410	36774	36636	51766	28443	23323
Chinnamanur	25.95	38360	19285	19075	27260	15007	12253
TOTAL RURAL		502109	255152	246957	293208	174522	118686
TOATL URBAN		591841	297834	294007	399589	223628	175961
DIST. TOTAL		1093950	552986	540964	692797	398150	294647

Source: Census of India 2001

1.2.POPULATION BY BROAD INDUSTRIAL CATEGORIES OF WORKERS

Sl. No (1)	Industrial Category (2)	District		Tamil Nadu Persons
		Persons (3)	% to total workers (4)	(5)
1.	Total Main Workers	473708	91.05%	85.16 %
	Marginal Workers	46572	8.95%	14.84 %
	TOTAL	520280		100 %
	a) Cultivators	50436	9.69%	18.39 %
	b) Agricultural Labours	245989	47.28%	31.16 %
c) Household Industry Manufacturing, Processing, Servicing and Repairs		10959	2.11%	5.24 %
	d) Other Workers	166324	31.97%	45.21 %
2	Total Workers	520280	47.56%	44.57%
	Non Workers	573670	52.44%	55.43%
	Total Population	1093950	100%	

Source: Census of India 2001

1.3 POPULATION BY RELIGION

Sl.No. (1)	Religion (2)	Persons in District Male (3)	Persons in District Female (4)
1	Hindu	N.A.	N.A.
2	Muslim	N.A.	N.A.
3	Christian	N.A.	N.A.
4	Sikh	N.A.	N.A.
5	Buddhist	N.A.	N.A.
6	Jain	N.A.	N.A.
7	Other Religions	N.A.	N.A.
8	Religions not stated	N.A.	N.A.

Source: Census of India 2001

1.4. POPULATION BY AGE GROUPS

Sl.No	Age Groups	Persons in Districts	Persons in Tamil Nadu	Percent to total in	
				District	Tamil Nadu
(1)	(2)	(3)	(4)	(5)	(6)
1.	0-14	N.A.	N.A.	N.A.	N.A.
.	15-29	N.A.	N.A.	N.A.	N.A.
3.	30-44	N.A.	N.A.	N.A.	N.A.
4.	45-59	N.A.	N.A.	N.A.	N.A.
5.	60 and above	N.A.	N.A.	N.A.	N.A.
	Total	N.A.	N.A.	N.A.	N.A.

Source: Census of India 2001.

1.5 POPULATION OF THE DISTRICT DECENNIAL GROWTH

Period (Subject to the period of availability) (1)	Region (2)	Population (3)	Percentage Variation Since previous Census (4)
1981-1991	Total	1049323	--
	Rural	703748	--
	Urban	345575	--
1991-2001	Total	1093950	+ 4.25
	Rural	502109	-28.66
	Urban	591841	+71.26

Source: Census of India 2001.

1.6 SALIENT FEATURES OF 2001 CENSUS – BLOCK WISE

Name of the Block/ Municipality	Density per Sq.Km.	(1000 males) Females per 1000 males	Urban/Rural Population in %	Literacy rate among		S.C. Population in %	S.T.Populati on in %
				Male (%)	Female (%)		
Theni	862	973	35.95 64.05	56.39	43.61	22.19	0.02
Periyakulam	495	972	53.52 46.48	57.44	42.56	24.99	0.25
Cumbum	193	997	85.69 14.31	56.81	43.19	10.28	0.06
Uthamapalayam	578	992	53.33 46.67	56.54	43.46	17.46	0.01
Aundipatti	332	957	19.38 80.62	58.88	41.12	26.13	0.06
K.Myladumparai	108	921	--- 100	61.84	38.16	22.68	0.23
Bodi	208	985	60.78 39.22	57.45	42.55	14.92	0.45
Chinnamanur	534	985	56.12 43.88 --	57.57	42.43	19.56	0.09

Source: Census of India,2001

LITERACY RATE BY RESIDENT AND SEX

Name of the Taluk	Total literacy rate			Rural			Urban		
	Person	Male	Female	Person	Male	Female	Person	Male	Female
Bodinayakanur	70.54	50.95	60.12	63.60	76.07	50.95	75.02	84.09	65.99
Periyakulam	71.37	81.24	61.31	66.29	77.31	54.88	75.79	84.71	66.82
Theni	77.33	86.38	68.11	71.90	83.64	60.18	80.39	87.89	72.65
Uthamapalayam	72.15	82.40	61.76	67.46	79.16	55.69	74.41	83.97	64.94
Andipatti	66.18	76.16	53.90	63.85	76.16	51.18	82.58	91.87	73.06
Dist.as a whole	71.58	81.88	61.19	66.13	78.01	54.04	76.19	85.17	67.18

source: Census of India 2001

[Top](#)

2. CLIMATE AND RAINFALL

2.1. TEMPERATURE AT SELECT STATIONS

Name of the Station: THENI

Temperature in Celsius

	Month	Mean Maximum		Mean Minimum		Humidity	
		Normal (2)	Actual (3)	Normal (4)	Actual (5)	8.30 hrs. (6)	17.30 hrs. (7)
Year - 2005	June	34.2	37.0	24.4	21.0	64.4	61.1
	July	34.0	36.0	23.6	22.0	62.6	62.3
	August	34.9	38.0	23.3	21.0	62.5	60.4
	September	33.6	36.0	23.0	21.0	67.1	60.0
	October	33.0	36.5	22.0	21.0	76.0	73.5
	November	29.9	36.0	20.8	16.5	83.0	74.9
	December	29.9	33.5	19.7	16.0	84.3	67.9
	Year 2006	January	30.3	32.5	18.4	13.0	74.1
February		32.6	35.0	18.2	14.0	68.8	44.0
March		34.1	36.0	32.3	20.0	77.1	55.5
April		36.1	39.0	23.1	21.0	70.8	49.9
May		35.4	39.5	26.9	21.0	68.0	63.1

Source: CENTRAL WATER COMMISSION, THENI.

2.2 MONTHLY RAINFALL DATA-SEASON WISE

District: Theni

YEAR: 2005-2006

(In Millie meters)

Period (1)	Actual Rainfall (2)	Normal Rainfall (3)
<u>1.South West Monsoon Period</u>		
Total	147.8	178.4
June	34.9	18.3
July	50.4	27.1
August	27.9	36.2
September	34.6	96.8
<u>2.North East Monsoon</u>		
Total	637.6	384.0
October	275.5	186.8
November	204.0	139.2
December	158.1	58.0
<u>3.Winter-Period</u>		
Total	12.5	48.4
January	12.5	17.9
February	0.0	30.5
<u>4.Hot-Weather Period</u>		
Total	194.3	222.7
March	58.7	59.2
April	55.7	99.0
May	79.9	64.5
TOTAL	992.2	833.5

Source: India Meteorological Dept.Chenni.6.

2.3 TIME SERIES DATA OF RAINFALL BY SEASONS (LAST 9 YEARS)

YEAR: 2005-2006

Sl.No	Year	South West Monsoon			North-East Monsoon			Winter			Hot summer		
		Normal	Actual	% of Deviation	Normal	Actual	% of Deviation	Normal	Actual	% of Deviation	Normal	Actual	% of Deviation
1)	1996	112.0	183.0	+63.0	325.2	442.1	+35.9						
2)	1997	112.0	159.9	+42.7	325.2	535.0	+64.4						
3)	1998	112.0	-	--	325.2	--	--						
4)	1999	112.0	168.8	+39.0	325.2	556.5	45.0						
5)	2000	112.0	229.2	104.0	325.2	202.5	-62.0						
6)	2002	178.4	55.4	-68.9	384.0	464.5	+21.0	47.7	0.0	-100.0	222.7	389.8	+750.0
7)	2003	178.4	82.8	-53.6	384.0	273.7	-28.7	48.4	0.0	-100.0	222.7	92.4	-58.5
8)	2004	178.4	169.0	-53.0	384.0	314.3	-18.2	48.4	40.5	-16.3	222.7	296.6	+33.2
9)	2005	178.4	147.8	-17.2	384.0	637.6	66.0	48.4	12.5	-74.2	222.7	194.3	-12..8

Source: India Meteorological Dept.Chenni.6.

[Top](#)

3.AGRICULTURE

3.1.SOIL CLASSIFICATION

YEAR: 2005-2006

Sl.No. (1)	Type of Soil (2)	Places in District (Taluks) (3)
1.	Red Loam	Aundipatti,Theni,,Periyakulam and Uthamapalayam
2.	Laterite Soil	-- Nil --
3.	Black Soil	Theni, Bodi, Aundipatti, Periyakulam.
4.	Sandy Coastal Alluvial	--Nil--
5.	Red Sandy Soil	--Nil--
6.	Calcareous Soil	--Nil--
7	Clay Soil	Periyakulam and Uthamapalayam
8	Aluvial Soil	Andipatti, Theni and Uthamapalayam

Source: Joint Director, Soil Survey and Land Use.

3.2.LAND UTILISATION

Fasli : 1415
(Area in Hectares)

Sl.No (1)	X. Classification (2)	District (4)
1.	Forest	103718
2.	Barren and Uncultivable uses	43322
3.	Land put to Non-Agricultural uses	23993
4.	Cultivable Waste	3984
5.	Permanent Pastures and Other Grazing Land	314
6.	Land Under Miscellaneous Tree Crops and Groves not included in Net Area Sown	2334
7.	Current Fallows	1636
8.	Other Fallows Land	33330
9.	Net Area Sown	111599
10.	Geographical Area According to Village Papers	324230
11.	Total Cropped Area	120071
12.	Area sown more than once	8472

Source: Asst. Director of Statistics, Theni 'G' Return 1415 FASLI.

3.3.AREA AND PRODUCTION OF CROPS

FASLI YEAR: 1415

Sl.No. (1)	Crops (2)	Area (ha.) (3)	Production in tonnes (4)	Productivity Kg./ha. (5)
1.	Rice(Paddy)	15694	69540	4431
2.	Cholam	13010	19794	1423
3.	Cumbu	3897	4926	1264
4.	Ragi	70	136	1947
5.	Redgram	2907	1776	611
6.	Greengram	129	81	392
7.	Blackgram	207	67	519
8.	Groundnut	2534	5002	1974
9.	Gingily	599	298	497
10.	Sunflower	107	144	1346
11.	Cotton(Bales of 170Kg of lint)	2454	744	303
12.	Sugarcane (interms of Cane)	7510	996374	132673
13.	Sugarcane(interms of Gur)	-	-	-
14.	Chillies	140	115	821
15.	Onion	478	3814	7979
16.	Banana	3328	18434	5539

Source: Director of Economics and Statistics, Chennai.

3.4.AGRICULTURAL IMPLEMENTS AND MACHINERY

In Number

Sl.No. (1)	Item (2)	1994 Census (4)
1.	Ploughs	
	a) Wooden	79750
	b) Iron	75835
	c) Total	155586
2.	Water Pumps for Irrigation Purpose	
	a) Worked by Oil Engine	6387
	b) Worked by Electric Power	42345
	c) Total	48732
3.	Tractors	
	a) Government	131
	b) Private	2001
	c) Total	2132
4.	Sugarcane Crushers	
	a) Worked by Power	23
	b) Worked by Bullocks	30
	c) Total	53
5.	Oil Ghanis	
	a) 5 Kg. & above	65
	b) Less than 5 Kg.	135
	c) Total	200

Source: Based on 16th Quinquennial Livestock Census

3.5.NUMBER AND AREA OF OPERATIONAL LAND HOLDINGS

Size Class of holdings (Hectares)	Number					Area (Hectares)				
	S.C. (2)	S.T. (3)	Ins. (4)	Others (4)	TOTAL (5)	S.C. (6)	S.T. (7)	INS. (8)	OTHER (8)	TOTAL (9)
UPTO 0.5	5241	11	37	44015	49304	1244	4	7	11316	12571
0.5-1.0	2905	24	28	29784	32741	2081	18	22	21250	23371
Marginal	8146	35	65	73799	82045	3325	22	29	32566	35942
1.0-2.0 (Small)	2036	7	28	23904	25975	2695	8	41	32653	35397
2.0-3.0	459	1	13	6732	7205	1088	2	33	16304	17427
3.0-4.0	126	0	6	2847	2979	432	0	20	9775	10227
Small Medium	585	1	19	9579	10184	1520	2	53	26079	27654
4.0-5.0	60	0	6	1440	1506	257	0	26	6371	6654
5.0-7.5	53	0	10	1439	1502	312	0	60	8638	9010
7.5-10.0	10	0	8	592	610	82	0	67	5041	5190
Medium	123	0	24	3471	3618	651	0	153	20050	20854
10.0-20.0	4	0	15	505	524	46	0	231	6679	6956
20.0 & Above	1	0	22	128	151	20	0	3491	4823	8334
Large	5	0	37	633	675	66	0	3722	11502	15290
TOTAL	10895	43	173	111386	122497	8257	32	3998	122850	135137

Source: Agricultural Census – 2001, ADS, THENI.

3.6.CONSUMPTION OF CHEMICAL FERTILISERS AND PESTICIDES

YEAR : 2005 –2006

Fertilizers (in M.Tonne)				Pesticides		Urea M. Tonne)
Nitrogenous (N)	Phosphate (P2 O5)	Pottassic (K2 O)	Total (NPK)	Dust (MT.)	Liquid (Lit.)	
(1)	(2)	(3)	(4)	(5)	(6)	(7)
9822	4339	6267	20428	2511.2	61214	14650

Source: Joint Director of Agriculture, Theni.

3.7. REGULATED MARKETS

YEAR : 2005-2005

No.of Regulated Markets	No.of Sub Regulated Markets	Total Receipts (Rs.in Lakhs)
(1)	(2)	(3)
7	0	52.23

Source: District Agriculture Marketing Officer, .Theni.

3.8.CROP INSURANCE SCHEME FOR THE FASLI YEAR...1415

Sl.No (1)	Name of the Crop (2)	Name of the Blocks notified (3)	No.of Experiments (4)
1.	PADDY (KURUVAI)	UTHAMAPALAYAM	18
2.	PADDY (KURUVAI)	CHINNAMANUR	18
3.	PADDY (KURUVAI)	CUMBUM	18
4.	PADDY (SAMBA)	PERIYAKULAM	18
5.	PADDY (SAMBA)	THENI	18
6.	PADDY (SAMBA)	ANDIPATTI	18
7.	PADDY (SAMBA)	UTHAMAPALAYAM	18
8.	PADDY (SAMBA)	CHINNAMANUR	18
9.	PADDY (SAMBA)	CUMBUM	18
10.	PADDY (SAMBA)	BODI	18
11.	PADDY (SAMBA)	MYLADUMAPRAI	18
12.	PADDY(SUMMER)	PERIYAKULAM	18
13.	CHOLAM (UI)	PERIYAKULAM	18
14.	CHOLAM (UI)	ANDIPATTI	18
15.	CHOLAM (UI)	MYLADUMAPRAI	18
16.	CHOLAM (UI)	CHINNAMAMNUR	18
17.	CHOLAM (UI)	BODI	18
18.	CUMBUM (UI)	ANDIPATTI	18
19.	CUMBUM (UI)	UTHAMAPALAYAM	18
20.	CUMBUM (UI)	CUMBUM	18
21.	COTTON (UI)	PERIYAKULAM	18
22.	COTTON (UI)	THENI	18
23.	COTTON (UI)	ANDIPATTI	18
24.	COTTON (UI)	K.MYLADUMPARAI	18
25.	GROUNDNUT (UI)	ANDIPATTI	18
26.	GROUNDNUT (UI)	UTHAMAPALAYAM	18
27.	GROUNDNUT (UI)	CUMBUM	18
28.	COTTON (I)	PERIYAKULAM	18
29.	COTTON (I)	ANDIPATTI	18
30.	COTTON (I)	K.MYLADUMPARAI	18
31.	COTTON(I)	BODI	18
32.	COTTON (I)	THENI	18
33.	GROUNDNUT (I)	ANDIPATTI	18
34.	MAIZE	PERIYAKULAM	18
35.	MAIZE	THENI	18
36.	MAIZE	ANDIPATTY	18
37.	MAIZE	K.MYLADUMPARAI	18
38.	MAIZE	UTHAMAPALAYAM	18
39.	MAIZE	CHINNAMAMNUR	18
40.	MAIZE	CUMBUM	18
41.	MAIZE	BODI	18

Sources: ADS, THENI

3.9 SERICULTURE

Name of the block (1)	Area under Mulberry (Ha.) (2)	Production of Cocoons in Kg. (3)	Value in (In Lakhs) (4)
Theni	28.34	33877.300	47.43
Periyakulam	16.19	11605.700	15.32
Bodinayakanur	33.90	46432.000	64.08
Chinnamanur	6.38	7127.000	10.33
Uthamapalayam	18.72	24632.700	35.72
Cumbum	6.28	5185.000	6.70
Myladumparai	43.72	30850.000	44.73
Aundipatti	17.31	10117.000	14.67
District	170.84	169826.700	238.98

Source: Assistant Director of Sericulture, Theni

[Top](#)

4. IRRIGATION

4.1 SOURCES OF WATER SUPPLY –BLOCK WISE

Sl. No.	Name of the Block	Canals	Length (Km.)	Wells used for irrigation purpose only	Tube Wells	Wells used for Domestic Purpose only	System Tanks		Tanks (Nos.) 40 Hec Above	Tanks (Nos.) Below 40 Hec
		Numbers					Major	small Minor		
(1)	(2)	(3)	(4)	(5)	(6)	(7)	(8)	(9)	(9)	
1	Theni	17	44.00	3532	146	468	12	0	3	15
2	Periyakulam	26	51.00	4564	990	493	0	5	9	42
3	Andipatty	1	5.0	3728	97	629	0	0	4	17
4	K.Myladumparai	1	6.0	2009	79	669	0	0	2	9
5	Bodinayakanur	40	39.00	2405	470	2325	0	28	0	0
6	Uthamapalayam	3	10.60	3412	280	480	4	0	1	29
7	Cumbum	15	52.20	1825	1416	570	6	0	-	-
8	Chinnamanur	4	18.20	3003	351	157	7	0	1	18
	Total	107	226.00	24478	3829	5761	29	33	20	130

Source: Asst. Director of Statistics, Theni. G-Return 1415 fasli.

4.2 ACTUAL AREA IRRIGATED BY SOURCE

FASALI YEAR : 1415
(Area in Hectares)

Source (1)	Number (2)	Area Irrigated
<u>I. Surface Water:</u>		
1. Canals		
i) Government Canals	107	12170
ii) Private Canals		
2. Tanks		
i) Large	20	1198
ii) Small	130	938
3. Flow Irrigation		
i) Major & Medium	29 33	3121 1895
ii) Minor		
4. Lift Irrigation:		
i) Major & Medium	-	-
ii) Minor	-	-
5. Ponds		
i) Lift Irrigation	-	-
iii) Minor	-	-
6. Other Sources:		
i) Lift Irrigation	-	-
ii) Flow ¹ Irrigation	-	-
<u>II Ground Water:</u>		
1. Tube well	3530	4887
2. bore well	299	166
3. Dug Wells	24478	
I)With electricPump sets	24318	} 39255
II)With oil Pumpsets	160	

Source: G' Return.1415Fasli

4.3 AREA IRRIGATED BY CROPS

(By all Sources)

Sl.No. (1)	Crop (2)	Area (in ha.) (3)
1.	Paddy	15694
2.	Cholam	1173
3.	Cumbu	292
4.	Maize	5117
5.	Rage	25
6.	Green gram	18
7.	Red gram	94
8.	Black gram	16
9.	Other Pulses	55
10.	Cardamom	-
11.	Turmeric	16
12.	Arecanut	14
13.	Coriander	23
14.	Curry leaves	85
15.	Sugarcane	7510
16.	Onion	478
17.	Banana	3280
18.	Mango	1089
19.	Grapes	1937
20.	Tomato	2371
21.	Brinjal	372
22.	Tapiaco	17
23.	Gingelly	43
24.	Groundnut	951
25.	Coconut	15339
26.	Sunflower	53
27.	Cotton	1554
28.	Tobacco	29
29.	Fodder	6
30.	Flowers	348
31.	Others	5631
	TOTAL	63630

Source: Asst. Director of Statistics, THENI. G' Return.1415 Fasli

4.4 DETAILS OF DAMS, TANKS, WELLS AND BORE WELLS

YEAR: 2005-2006

Sl. No.	Name of the Dam/ Block	Dams				
		Catchments area(in Sq.km)	Water spread area M.Sq.m	Height (Ft)	Capacity (M.cft)	Length of canals In Km.
1	(2)	(3)	(4)	(5)	(6)	(7)
1.	Vaigai dam	2253.30	24.21	71	6091	32.30
2.	ManjalarDam	119.19	1.96	57	487.35	7.20
3.	Periyar Dam	603.00	26.44	136/152	11210/15662	--
4.	Sothuparai Dam	46.64	14.46	126	100	7.23

Source: E.E (PWD) Vaigai Dam, Periyakulam and Madurai

4.4 DETAILS OF DAMS, TANKS, WELLS AND BORE WELLS

YEAR: 2005-2006

Sl. No.	Name of the Block	Tanks				No. of Wells in use	No. of Bore wells
		Water spread area M.Sq.m	Capacity (M.C.Ft)	Height (Ft)	Length of canals		
(1)	(2)	(8)	(9)	(10)	(11)	(12)	(13)
1.	Theni	0.665	35.85	-	44.00	3532	146
2.	Periyakulam	7.95	327.75	-	51.00	4564	990
3.	Andipatty	2.13	85.17	-	5.0	3728	97
4.	K.Myladumparai	0.73	41.73	-	6.0	2009	79
5.	Bodi	5.40	171.59	-	39.00	2405	470
6.	Uthamapalayam	1.11	52.17	-	10.60	3412	289
7.	Cumbum	-	-	-	52.20	1825	1405
8.	Chinnamanur	-	-	-	18.20	3003	351
9.	Total				226.00	24478	3829

Source: Source: E.E (PWD) Vaigai Dam, Periyakulam and Madurai and, Asst. Director of Statistics, Theni..

[Top](#)

5. ANIMAL HUSBANDARY

5.1 LIVESTOCK POPULATION

Sl.No.	Classification	Numbers
(1)	(2)	(3)
1.	Cattle	
	1. Male	
	i. Under one year	414
	ii.. 1 to 2.5 Years	3871
	iii.. Over 2.5 years	3389
	Total	7674
	2. Female	
	I. Under one year	13698
	II. 1 to 2.5 years	13452
	III. Over 2.5 years	
	a. In milk	28663
	b. Dry	8710
	c. Not calved even once	2080
	Total	66603
	Cattle Total	74277
	3. Sheep	52247
	4. Goats	83454
	5. Horses and Ponies	894
	6. Pigs	21574
	7. Mules	1070
	8. Camels	-
	9. Donkeys	1213
	10. Domestic Dogs	12938
	TOTAL LIVESTOCK	247667
	II. <u>Poultry</u>	
	1. Fowls	514278
	2. Ducks	974
	Total Poultry	515252

Source: 17 th Livestock Census. 2004, JD, ANIMAL HUSBANDARY, THENI.

5.2 VETERINARY INSTITUTIONS AND ANIMALS TREATED BLOCKWISE

YEAR : 2005-2006

Sl. No.	Name of the Block	Veterinary Institutions				Sub-centres	Other Units		Animals treated	Castration performed
		Poly-clinic	Hospitals	Dispensaries	Clinician Centres		Insemination Centres	Mobile units		
(1)	(2)	(3)	(4)	(5)	(6)	(7)	(8)	(9)	(10)	(11)
1.	Periyakulam	-	1	4	-	10	-	-	73195	1685
2.	Theni	-	1	4	-	9	-	-	75333	1396
3.	Bodinayakanur	-	1	3	2	12	-	-	71417	1412
4.	Uthamapalayam	-	-	3	-	11	-	1	75933	1716
5.	Chinnamanur	-	-	2	-	8	-	-	78482	1598
6.	Cumbum	-	-	3	-	7	-	-	79125	1847
7.	Aundipatti	-	-	3	-	7	-	-	85394	1904
8.	K.Myladumparai	-	-	4	-	4	-	-	77133	1928
9.	Total	-	3	26	2	68	-	1	616012	13486

5.3. NUMBER OF VETERINARY HOSPITALS

YEAR: 2005-2006

Sl.No.	Name of the Block	Number of	
		Government Hospitals	Private Clinics
(1)	(2)	(3)	(4)
1.	Periyakulam	1	-
2.	Theni	1	-
3.	Bodinayakanur	1	--
4.	Uthamapalayam	-	-
5.	Chinnamanur	-	-
6.	Cumbum	-	-
7.	Aundipatti	-	-
8.	K.Myladumparai	-	-
9.	Total	3	--

source: Regional Joint Director (Animal Husbandry), Theni

5.4 DAIRY DEVELOPMENT

Name of the District	No. of milk societies	Quantity of milk produced (In Litres)	Value of milk produced in Rs.lakhs	milk produced (In lit.)	
				Flush season (lit. per day)	Lean season (lit.per day)
(1)	(2)	(3)	4	6	7
THENI	362	326962240	29426.6	95000	85000

YEAR: 2005-2006

Source: D.R.(Dairying),Theni.

5.5 POULTRY DEVELOPMENT

YEAR: 2005-2006

Sl.No.	Name of the Block	Broiler (No in lakhs)	Layer (No's)
(1)	(2)	(3)	(4)
1.	Periyakulam	1.235	--
2.	Theni	2.901	--
3.	Aundipatti	1.481	--
4.	K.Myladumparai	0.488	--
5.	Chinnamanur	2.877	-
6.	Uthamapalayam	0.236	--
7.	Cumbum	2.115	--
8.	Bodinayakanur	1.085	--
9.	Total	12.418	--

Source: JD Animal Husbandry , Theni

5.6 FISHERIES DEVELOPMENT AND PRODUCTION

YEAR: 2005-2006

Name and Address of Fishing centres	Inland Fish Catch (Tonne)	Marine Fish Catch (Tonne)	Number of Fisherman engaged	Value of Fishing
(1)	(2)	(3)	(4)	(4)
Vaigaidam & Manjilal Dam	14.122	NIL	34	2.530

Source:Assistant Director (Inland Fishing) Theni.

[Top](#)

6. BANKING AND INSURANCE

6.1 COMMERCIAL BANKS

YEAR: 2005-2006

Items/ no.of branches	Deposits (In '000'Rs.)	Advances (In '000' Rs.)	Credit Deposit Ratio	Credit Details (In '000' Rs.)
(1)	(2)	(3)	(4)	(5)
Government Banks (50)	4990827	6824245	137%	6824245
Scheduled Banks (42)	3170342	4255614	169%	4255614

Source: Lead District Manager, Lead Bank Office, Theni.

6.2 INSURANCE SCHEME

YEAR: 2005-2006

Name of the Insurance	No.of Branches	Policies Issued	Sum Assured (in Crores)	No.of Beneficiaries	Amount paid as compensation (in lakhs)
(1)	(2)	(3)	(4)	(5)	(6)
L.I.C .of INDIA	2	33282	239.70	11047	1659.28
OTHER INSURANCE	3	46860	1158.34	1002	374.31

Source : LIC of India,Periyakulam and Uthamapalayam Branach, New India Assurance, United India Insurance, Orinated Insurance, Theni.

[Top](#)

7.CO-OPERATION

7.1 CO-OPERATIVE SOCIETIES

Sl. No.	Type of Societies	No.of Societies	Member-ship	Share Capital/ Working Capital and Govt. Share (Rs.in lakhs)	Loans Advanced (Outstanding and Overdue)	No. of Employees
(1)	(2)	(3)	(4)	(5)	(6)	(7)
1	Dist. Central Co-operative Bank	--	--	--	--	-
2	Primary Agri. Co-operative Bank	81	183617	757.00	5510.30	679
3	Primary Land Development Bank	4	20603	158.81	897.77	27
4	Primary Co-operative urban Bank	2	15514	82.82	331.71	27
5	Housing co-operative societies	22	49742	6118.97	64.04	150
6	Primaray Co-operative Stores	11	26515	2.65	--	103
7.	Employes Co-op. thrift and Credit society	22	7437	2.28	4.49	26
8.	District Wholesale Stores	--	--	--	--	-
9.	Co-operative Marketing Societies	2	41638	4.16	--	101
10.	Urban Coop Society	2	16266	44.75	--	11
11.	Weavers co-operative societies	11	1250	134.50	--	25
12.	Industrial co-operative societies	--	--	--	--	-
13.	Khadi & village Industries societies					
14.	Co-operative Sugar Mills					
15	Cooperative student stores	60	6445	0.64450	--	--

Source Deputy Registrar, Uthamapalayam, Periyakulam and Asst. Director of Handloom, Madurai

[Top](#)

8. CIVIL SUPPLIES

8.1 NO.OF FAIR PRICE SHOPS

YEAR: 2005-2006

Sl.No.	Name of the Taluks	No.of Shops	No. of Family Cards
1.	Theni	58	56450
2.	Periyakulam	79	62424
3.	Andipatty	91	66419
4.	Bodi	58	54404
5.	Uthamapalayam	145	135314
	District Total	431	375011

8.2 QUANTUM OF ESSENTIAL COMMODITIES DISTRIBUTED AND THEIR RETAIL PRICES

YEAR: 2005-2006

Sl.No	Name of the Commodity	Issue Price per (Kg.)	Scale of Supply
(1)	(2)	(3)	(4)
1.	Rice: superfine Fine Common	} } 3.50 }	12,14,16,18,20 Kg per card
2..	Wheat	7.50	5 Kg
3.	Sugar	13.50	Minimum ½ Kg, Maximum 2 Kg
4.	Sooji	--	
5.	Maida	--	--
6.	*Kerosene	8.50	-- 3 litre for village 5 litre for Special village panchayat 6 litre for municipality 10 litre for District Head Quarter

Source: District Supply Officer, Theni.

8.3 NO.OF RATION CARDS (RURAL AND URBAN)

YEAR: 2005-2006

Region (1)	No.of Ration Cards (2)
Rural	144065
Urban	230946
District Total	375011

8.4 QUANTITY SUPPLIED

YEAR: 2005-2006

Sl.No. (1)	Items (2)	Quantity Supplied(in MT) (3)
1.	Rice (Tonne)	63964 (Regular)
2.	Wheat (Tonne)	2160
3.	Sugar (Tonne)	7428
4.	Rava (Tonne)	--
5.	Maida (Tonne)	--
6.	Kerosene (Kilo Litre)	13344
7.	Others (Palmoil)	--

Source: District Supplies Office. Theni

8.5 NO.OF L .P.G. CONNECTIONS

YEAR: 2005-2006

Sl.No.	Name of the District	Total connections
(1)	(2)	(3)
1.	<p>THENI</p> <p>Single</p> <p>Double</p> <p>Total</p>	<p>34268</p> <p>71731</p> <p>105999</p>

Source: District Supply Officer, Theni

8.6 NO.OF PERSONS WAITING FOR L.P.G. CONNECTIONS

YEAR: 2005-2006

Sl. No.	Name of the District	Government L.P.G. Connections		Private L.P.G. Connections	
		Single	Double	Single	Double
(1)	(2)	(3)	(4)	(5)	(6)
1	THENI	946	1259	Nil	Nil

Source: Concerned Gas Agencies, Theni District.

[Top](#)

9. COMMUNICATIONS

9.1 POST OFFICES DOING POSTAL BUSINESS ONLY

YEAR: 2005-2006

Sl.No.	Name of the Divisions	Post Office doing postal business only (Nos.)
(1)	(2)	(3)
1.	Bodinayakanur H.P.O.	14
2.	Periyakulam H.P.O.	17
	District Total.	31

9.2 POST OFFICE DOING POST & TELEGRAPHIC BUSINESS

Sl.No	Name of the Division	Post office doing Post & Telegraphic only
1.	Bodi H.P.O.	7
2.	Periyakulam H.P.O.	6
	Dist.Total	13

Source: Superintendent of Post Offices, Theni Division, Theni

9.3 TELEGRAPH OFFICE

YEAR: 2005-2006

Sl.No.	Name of the Blocks	No.of Telegraph Office (Telegraph alone)
(1)	(2)	(3)
1.	Theni, Periyakulam, Andypatty, K.Myladumparai.	1
2.	Cumbum, Chinnamanur, Bodi, Uthamapalayam	---
	Dist.Total	1

Source: Superintendent of Post Offices, Theni Division, Theni

9.4 NO.OF TELEPHONE EXCHANGES, CAPACITY AND NOT IN USE

YEAR: 2005-2006

Sl.No.	Item	Numbers
(1)	(2)	(3)
1.	Number of Telephone Exchanges	25
2.	Number of Installed Capacity	55304
3.	Number of Direct Exchange Lines	45302
4.	Number of Junction Lines	1656
5.	Number of Telephones in use	45374

9.5 NO.OF PUBLIC CALL OFFICES ATTACHED TO EACH EXCHANGE

YEAR: 2005-2006

Sl.No.	Name of the Exchange Centre (Block Wise)	No.of Connections	
		With out STD/ISD	With STD/ISD
(1)	(2)	(3)	(4)
1.	Andipatti	177	93
2	Periyakulam	335	159
3	Myladumparai	20	29
4	Theni	445	205
5	Bodinayakanaur	463	216
6	Chinnamanur	175	106
7	Cumbum	268	153
8	Uthamapalayam	114	54

9.6 NO. OF PERSONS WAITING FOR PHONE CONNECTION

YEAR: 2005-2006

Sl.No	Name of the Exchange Centre	No.of Connections	
		With STD/ISD	Without STD/ISD
(1)	(2)	(3)	(4)
1.	Myladumparai	--	94
2.	Chinnamanur	--	-
3.	Highwayves	--	5
4.	Andipatti	--	-
5.	Bodi	--	-
6.	Gandamanur	--	-
7.	Jayamangalam	--	-
8.	Kamachipuram	--	-
9.	Lakhshipuram	--	-
10.	Rajadhani	--	-
11.	Rayyappanpatti	--	-
12.	Upparpatti	--	-

Source: General Manager, BSNL, Madurai.[Top](#)

10. ELECTRICITY

10.1 NO. OF POWER STATIONS

YEAR: 2005-2006

Sl. No.	Name of the Power Stations	YEAR of Operation	Installed Capacity (M.W.)	Generation (M.U.)	Station Consumption (M.U.)	Net Unit sent out (M.U.)	Remarks
(1)	(2)	(3)	(4)	(5)	(6)	(7)	(8)
1.	Hydro 01.Suruliyar 02.Periyar 03.Vaigaidam	1978 1958 1990	35 140 6	125.74113 441.165 18.1362	0.39574 1.228 0.06350	125.34539 439.937 18.0727	
2.	Thermal	Nil	Nil	Nil	Nil	Nil	
3.	Gas Turbine	Nil	Nil	Nil	Nil	Nil	
4.	Wind Mills	Nil	Nil	Nil	Nil	Nil	

10.2 QUANTUM OF POWER PURCHASED

YEAR: 2005-2006

Power purchased sectors name	Power purchased in M.U.
(1)	(2)
M/s Raishree Sugar Mills, Vaigaidam 4/2005 to 3/2006	3.14

10.3 POWER CONSUMPTION SECTORWISE

YEAR : 2005-2006

		Consumption (M.U)	% of the Consumption (M.U)
(1)	(2)	(3)	(3)
1.	Industries	21.92	12.33
2.	Agriculture & Huts	--	--
3.	Domestic	122.92	61.15
4.	Commercial	29.94	13.20
5.	Public lighting & Public Works	21.96	13.30
6.	Sales to licenses	--	--
7.	Sales to other states	--	--
8.	Miscellaneous	--	---
	Total	196.75	99.98

10.4 PEAK DEMAND AND ENERGY OUTPUT

YEAR: 2005-2006

Power Demand in MW (1)	Details (2)
1. Instantaneous peak demand	143 MW
2. Sustained peak demand	135 MW

10.5 REVENUE FROM ELECTRIC SCHEMES AND COST PER UNIT

YEAR: 2005-2006

Sectors	Consumption Cost per unit (in Rs.)	Income in Rs.in '000'
Domestic	0.63	188046
Commercial	5.58	267874
Government	4.54	85796

10.6 TRANSMISSION AND DISTRIBUTION OF ELECTRICITY

YEAR: 2005-2006

Sl.No. (1)	Item (2)	Achievement in MU (3)	Net Unit send out in MU (4)
1.	Hydro (M.U)	585.04	583.35
2.	Wind Mill (M.W)	--	--

10.7 CAPACITY OF TRANSFORMER

YEAR: 2005-2006

Name of the SS(1) (1)		Cost per Unit (2)
Theni SS	2x50MVA 1x16MVA 1x25MVA	230/11kv 110/22kv 110/22kv
Bodi	1x10MVA	110/22kv
Gandamanur	1x10MVA	110/22kv
Rasingapuram	2x10MVA	110/22kv
Periyakulam	2x10MVA	110/22kv
Andipatty	2x10MVA	110/22kv
Vaigaidam	1x16MVA	110/22kv
Myladumparai	2x10MVA	110/22kv
Kadamalaigundu	2x10MVA	110/22kv
Uthamapalayam	2x16MVA	110/22kv
Kamatchipuram	2x10MVA	110/22kv
Vannathiparai	2x5MVA	110/22kv
Cumbum	1x16MVA	110/22kv

10.8 RURAL ELECTRIFICATION

YEAR: 2005-2006

Electrified during the YEAR				Electrified up to the YEAR			
Towns (1)	Village (2)	Hamlet (3)	Agricultural Pump set (4)	Town (5)	Village (6)	Hamlet (7)	Agricultural Pump set (8)
---	--	--	429	6	113	569	32996

10.9 NUMBER OF FAULT REPORT OFFICES

YEAR:2005-2006

Sl.No. (1)	Name of the Circle (2)	No. of fault report Offices (4)
1.	Theni –Electricity District Circle	42 Nos.
2.	Distribution Circle	At each Section Officer

Source: For Table 10.1 to 10.9 Superintendent Engineer, Theni Electricity Circle, N.R.T. Nagar, THENI.

[Top](#)

11. EDUCATION

11.1 UNIVERSITIES, STUDENTS AND TEACHERS AND COURSES OFFERED

YEAR: 2005-2006

Sl. No.	Name of the University	Students			Teachers	Name of the courses offered (7)
		Boys	Girls	Total		
(1)	(2)	(3)	(4)	(5)	(6)	
1.	M.K.University (evening college) Periyakulam	185	64	249	25	1.B.Com 2.B.sc(Maths) 4.B.B.A., 5.B.B.E.
2	M.K.University (evening college) Theni	162	69	231	35	6.M.com 7.PGDCA 1.B.Com 2.B.sc(Maths) 4.B.B.A., 5.B.B.E. 6.BA(Tamil) 7.M.A (English)
3	M.K.University (Study Centre) Theni	411	390	801	30	1.B.Com 2.B.sc(Maths) 3.BA(Tamil) 4.M.A (English)
4	Annamalai University Study Centre, PC patti, Theni	387	447	834	6	1.B.A, 2.B.Com 3)BCA 4.B.Sc 5.B.Litt, 7. M.A 8.HRMS 9.M.Sc
5	Alagappa University Study Centre, Theni	48	40	88	10	10.M.B.A. 11..M.C.A 12.M.Phil 13.M.Com 14.Hotel Mgt 15.Fashion Design 1)B.Lit 2),B.A 3)BLIS 4)Bsc (Maths) 5) BBA 6)B.Com 7)PGDCA 8)MA 9)MBA 10)M.Phil

Source: Registrar, Madurai Kamaraj University, Madurai

11.2 COLLEGES FOR GENERAL EDUCATION, STUDENTS AND TEACHERS

YEAR: 2005-2006

Sl. No.	Name of Institution	No. of Institution	Students			Teachers
			Boys	Girls	Total	
(1)	(2)	(3)	(4)	(5)	(6)	(7)
1.	Government Colleges(M.K.University, Andipatti)	1	690	347	1037	36
2.	Aided Colleges	3	1148	2470	3618	170
3.	Self Financed Colleges	7	912	2106	3018	235
	Total	11	2750	4923	7673	441

11.3 COLLEGE FOR PROFESSIONAL EDUCATION STUDENTS AND TEACHERS.

YEAR: 2005-2006

Sl.No.	Name of the Institutions	No. of Institutions	Students			Teachers
			Boys	Girls	Total	
(1)	(2)	(3)	(4)	(5)	(6)	(7)
1	Medical Colleges	-	-	-	-	-
2	Engineering Colleges	2	881	306	1217	148
3.	Government Law College	-	-	-	-	-

Source: Odayappa Engg. College, Theni and Bharath Nigathan Engg. College Andipatti.

11.4 COLLEGE FOR SPECIAL EDUCATION STUDENTS AND TEACHERS.

YEAR: 2005-2006

Sl.No.	Name of the Institutions	No. of Institutions	Students			Teachers
			Boys	Girls	Total	
(1)	(2)	(3)	(4)	(5)	(6)	(7)
1	College of Education	2-	-	153	153	21
2	College of Physical Education	-	-	-	-	-
3	Horticulture Culture	1	109	129	238	40
4.	Nursing Colleges	-	-	-	-	-
5.	Forest College (Training Centre)	1	61	0	61	8

Source: Respective Head of Department.

11.5 SCHOOLS FOR GENERAL EDUCATION STUDENTS AND TEACHERS

YEAR: 2005-2006

Sl. No.	Name of the Institutions	No. of Institutions	Students			Teachers
			Boys	Girls	Total	
1.	Pre-Primary Nursery Schools	40	1185	1015	2200	59
2.	Primary Schools	453	41579	40247	81826	1944
3.	Middle Schools	155	29782	27449	57231	1796
4.	TOTAL	648	72546	68711	141257	3799
5.	High Schools	54	10203	7689	17892	459
6.	Higher Secondary Schools	66	39444	34147	73591	1820
7.	Central Schools	--	--	--	--	--
8.	Matric Schools	33	4621	3271	7892	452
9.	Matric Higher Secondary School	17	10323	7620	17943	921
10.	Anglo Indian Schools	--	--	--	--	--

Source:Chief Educational Officer, Theni

11.6 COLLEGE FOR PROFESSIONAL EDUCATION

STUDENTS AND TEACHERS

YEAR: 2005-2006

Sl. No.	Name of the Institutions	No. of Institutions	Students			Teachers
			Boys	Girls	Total	
(1)	(2)	(3)	(4)	(5)	(6)	(7)
1	DIET Teacher Training Institutions	1	108	125	233	14
2	Private Unaided TTI'S	3	29	465	494	29
2	Government Industrial Training Institute	1	348	13	361	29

Source: 1. District Institute of Education & Training Uthamapalayam
2..Government Industrial Training Institution, Theni.

11.7 SCHOOLS FOR SPECIAL EDUCATION

STUDENTS AND TEACHERS

YEAR: 2005-2006

Sl. No.	Name of the Institution	No. of the Institution	Students			Teachers
			Boys	Girls	Total	
1	2	3	4	5	6	7
1	Government School for Blind	-	-	-	-	-
2.	School for Deaf and Dump	-	-	-	-	-

11.8 INSTITUTIONS FOR OTHER PROFESSIONAL EDUCATION, STUDENTS AND TEACHERS

YEAR:2005-2006

Sl. No.	Name of the Institution 2	No. of Institutions 3	Students			Teachers 7
			Boys 4	Girls 5	Total 6	
1.	Polytechnics	1	605	29	634	29
2.	Lab Technicians	-	-	-	-	.-

Source: Thangam Muthu Polytechnic College, Periyakulam

11.9 COMPUTER TRAINING CENTRES

YEAR: 2005-2006

Name of the Block/Municipalities (1)	No. of Computer Training Centres (2)
Andipatty	6
Theni	13
Chinnamanur	7
Bodi	10
Cumbum	2
Uthamapalayam	3
Periyakulam	7
K.Myladumparai	-

Source: All BSI

11.10 HOSTELS AND INMATES BY COMMUNITY

YEAR: 2005-2006

No.of Hostels											
Scheduled Caste			Scheduled Tribe			Most Backward Class and Denotified Communities			Backward Class		
B. 1.	G. 2.	T. 3.	B. 4.	G. 5.	T. 6.	B. 7.	G. 8.	T. 9.	B. 10.	G. 11.	T. 12.
23	14	37	-	-	-	-	2	2	11	3	14

11.10 Contd...

YEAR: 2005-2006

No. of Inmates											
Scheduled Caste			Scheduled Tribe			Most Backward Class and Denotified Communities			Backward Class		
B. 13.	G. 14.	T. 15.	B. 16.	G. 17.	T. 18.	B. 19.	G. 20.	T. 21.	B. 22.	G. 23.	T. 24.
993	776	1769	71	71	468	251	719

B. Boys G. Girls T. Total

11.11 SCHOLARSHIPS TO STUDENTS BY COMMUNITY

Scheduled Caste/Scheduled Tribe		Denotified Communities/Most Backward Classes		Backward Classes	
No.of Beneficiaries	Amount (Rs.in '000')	No.of Beneficiaries	Amount (Rs.in '000')	No.of Beneficiaries	Amount (Rs.in '000')
(1)	(2)	(3)	(4)	(5)	(6)
17352	15403	16372	3576	16706	6692

Source :1. District Adi Dravidar Welfare Officer, Theni

2. District Backward Classes and Minorities Welfare Officer, Theni

[Top](#)

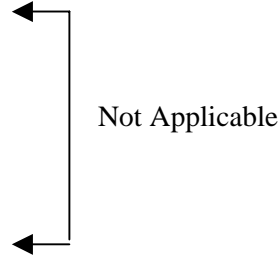
12. FISHERIES

12.1 FISHERIES DEVELOPMENT

YEAR: 2005-2006

1. Area:

- a. Total Coastal Line of the District:
- b. i. Total Inland Fresh Water spread Area:
- ii. Estuaries and Brackish Water Area:
- c. Marine Fishing Villages




2. Fish Production:

Item	Quantity (Tonne)	Value (Rs.in lakhs)
(1)	(2)	(3)

3. Inland

Fisheries Development


- a. Freezing Plants
- b. Ice plants, Cold storages
 And walk in coolers
- c. Sea food manufacturing
 Units in private sector
- d. Fisheries Training center:
 - i. Marine
 - ii. Inland
- e. Fishing Vessels
- f. Active Marine Fishermen



4. Export

- Fish and Fish Products:
Export:
- a. Quantity (Tonne)
 - b. Value (Rs.in lakhs)

----Not Applicable----



Source: District Fisheries Department

12.2 ESTIMATED MARINE FISH PRODUCTION / INLAND FISH PRODUCTION

YEAR : 2005-2006

Sl.No (1)	Place(2)	Quantity (Tonne) (3)	Value (Rs. In lakhs) (4)
1	Vaigai Dam & ManjalarDam	14.122	2.530

Source: Assistant Director of Fisheries(Inland Fishing), Theni

12.3 NO. OF FAMILIES ENGAGED IN FISHING

Sl.No. (1)	Name of the Block (2)	No. of Fishermen engaged (3)
1.	Periyakulam (Inculding Vaigaidam)	34

Source: Assistant Director of Fisheries(Inland Fishing), Theni

[Top](#)

13 . HANDLOOM

13.1 NAME OF FOCAL CENTRES AND LOCATION DETAILS

YEAR:2005-2006

Sl.No. (1)	Name of the Focal Centres (2)	Name/Location of the Focal Centres (3)
1.	Jakkampatti	Jakkampatti
2.	T.Supulapuram	T.Supulapuram & Surrounding Villeges
3.	Koppaiyampatti	Koppaiyampatti
4.	Vadugapatti	Vadugapatti

13.2 NO. OF SOCIETIES & VARIETYWISE PRODUCTION

YEAR: 2005-2006

No. of Societies	Cotton		Silk		Art Silk		Mixture of Polyester & Cotton		Polyester	
	Length in lakh of Meter	Value (Rs. In '000')	Length in lakh of Meter	Value (Rs. In '000')	Length in lakh of Meter	Value (Rs. In '000')	Length in lakh of Meter	Value (Rs. in '000')	Length in lakh of Meter	Value (Rs. In '000')
(1)	(2)	(3)	(4)	(5)	(6)	(7)	(8)	(9)	(10)	(11)
11	0.16	10.30	--	-	-	-	37.15	641.40	-	-

Source: Asst. Director,(Hand loom and cloth Yarn), palam station road, Narimedu, Madurai.

13.3 NO. OF POWERLOOMS & EMPLOYEES WORKING

YEAR: 2005-2006

No. of Power looms (1)	No. of Employees m working (2)
2500	1350

13.4 NO. OF FAMILIES ENGAGED

YEAR: 2005-2006

SINo.	Name of the District	No. of the families engaged in	
		Handlooms (3)	Power looms (4)
(1)	(2)	(3)	(4)
1	Theni	1150	1500

Source: Asst. Director,(Hand loom and cloth Yarn), chenaynagar, Madurai.

[Top](#)

14. HANDICRAFTS

14.1 NAME & ADDRESS OF HANDICRAFTS

YEAR: 2005-2006

Sl.No. (1)	Name of the Block/Municipalities (2)	Name & Address of the Handicraft (3)
1	Theni	-----Nil-----

14.2 ARTICLES AVAILABLE IN HANDICRAFTS

YEAR:2005-2006

Sl.No. (1)	Name of the Handicrafts (2)	Articles available in ther Handicrafts (3)
-----	-----Nil-----	-----Nil-----

14.3 VALUE OF ARTICLES PRODUCED

YEAR: 2005-2006

Sl.No. (1)	Name of the Handicraft (2)	Value of the articles Provided (3)	Value of the articles sold (4)
-----	-----Nil-----	-----	-----

Source: District Handicraft Office

14.4 NO.OF FAMILIED ENGAGED IN HANDICRAFTS

Sl.No. (1)	Name of the Block/Municipalities (2)	No. of the Handicrafts (3)	No. of the families engaged (4)
-----	-----	-----	-----

[Top](#)

15. HEALTH & FAMILY WELFARE

15.1 HOSPITALS, DISPENSARIES BED STRENGTH, DOCTORS AND NURSES

YEAR: 2005-2006

Classification (1)	Modern Medicine (2)	Indian Medicine				Total (7)	Homoeop athy (8)	Grand Total (9)
		Ayurv edic (3)	Sidd ha (4)	Unani (5)	AyurvedicSi ddha Unani combined (6)			
1. Hospitals	7	-	-	-	-	-	-	7
2. Dispensaries	7	-	6	-	-	6	1	14
3. Primary Health Centres	26	-	8	-	-	8	-	34
4. Health Sub Centres	162	-	--	-	-	--	-	162
5. Other Medicals Institutions	11	-	-	-	-	--	-	11
6. Bed trength	1076	-	--	-	-	--	-	1076
7. Number of Doctors	259	-	14	-	-	14	1	274
8. Number of Nurses	464	-	-	-	-	--	--	464

Source : J.D. (Health)Periyakulam and D.D. Health, theni.

15.2 NO.OF ALLIED PATHOLOGICAL UNITS AVAILABLE

YEAR: 2005-2006

Sl.No. (1)	Name of the District (2)	No.of Pathological Units (3)
	Theni	2

15.3 DISEASE WISE PATIENTS TREATED

YEAR: 2005-2006

Sl.No. (1)	Name of the Diseases (2)	No.of patients treated (3)
1	Anaemia	26787
2	Heart Diseases	16950
3	Bronchial Asthma	30828
4	Respiratory Tract Infection	415382
5	Worm infestation	22144
6	Viral fever	18593
7	Other Fever	53617
8	Amoebiasis	20676
9	Reproductive Tract Infection	11404
10	Peptic ulcer	31642
11	Abdominal colic	22553
12	Arthritis	57170
13	Diabetic Mellitus	20394
	Total	748140
	Patents Treated - Allopath	328490
	-Sidha	394466
	-Homeopathy	24684

Source: J.D. Mediacals, Periyakulam

15.4 DISTRIBUTION OF MEDICAL PERSONNEL

YEAR: 2005-2006

No. of Doctors (1)	No. of Nurses (2)	No.of Technical persons (3)	Others {specify} (4)
274	464	575	313

Source: J.D. Mediacals, Periyakulam

15.5 PROGRESS OF FAMILY WELFARE PROGRAMMES

YEAR: 2005-2006

Sl.No.	Name of the District	Sterilisation		IUD		Conventional contraceptives issued		Users of oral pills	
		Tar-get	Achievement	Tar-get	Achievement	Targe t	Achievement	Tar-get	Achievement
(1)	(2)	(3)	(4)	(5)	(6)	(7)	(8)	(9)	(10)
1	Theni	9000	7700	7000	6232	5500	1606	3800	2892

Source :District Family Welfare Office, Govt. Hospital, Theni.
D.D.Health , Theni.

[Top](#)

16.HOUSING

16.1 PLAN SANCTIONED, BUILDING COMPLETED UNDER PRIVATE SECTOR

YEAR: 2005-2006

Sl.No.	Name of the District	Room Unit Size	Private Sector
(1)	(2)	(3)	(4)
1.	THENI	One Room Unit, Two Room Unit & 3 Room Units & ABOVE	1568

16.2 PLANS SANCTIONED, BUILDING COMPLETED UNDER PUBLIC SECTOR

Sl.No.	Name of the Block	Category	Room unit size 1 & more than 1 1 Room Unit
(1)	(2)	(3)	(4)
1.	Periyakulam	Grouphouses) & other buildings	74
2	Theni	„	47
3	Andipatty	„	48
4	K.Myladumparai	„	46
5	Uthamapalayam	„	39
6	Cumbum	„	48
7	Chinnamanur	„	22
8	Bodi	„	54
9	Public works Department	„	101
10.	Thadco	„	3
11	Highways and Rural Works Department	„	2
Total			484

Source: Assistant Director of Statistics, Theni

16.3 AMOUNT INVESTED IN HOUSING AND BUILDING ACTIVITY UNDER PUBLIC SECTOR

YEAR: 2005-2006

Residential Rs.in (Lakhs) (1)	Percentage to total (2)	Non-Residential Rs.in lakhs (3)	Percentage to total (4)	Total Rs.in lakhs (5)
303.13	7.98	3497.42	92.02	3800.55

Source: Asst. Director of Statistics, Theni.

16.4 CONSTRUCTION ACTIVITY OF TAMIL NADU HOUSING BOARD

YEAR: 2005-2006

Name of the Block (1)	Name of the Scheme (2)	Number (3)
1.	Low Income Group Housing Schemes Flats	Nil
2.	Middle Income Group Housing Schemes	Nil
3.	Slum Improvements/Clearance Tenements	Nil
4.	Tamil Nadu Government Rental Housing	Nil
5.	Flats	Nil
6.	Subsidized Industrial Housing Tenements	Nil
7.	Fire Proof Tenements	Nil
8.	Special Low Cost Housing Scheme {EWS}	Nil
9.	Police	Nil
10.	Specify any other (Group Houses)	Nil

Source : E.E.& ADMIN.OFFICER, MADURAI HOUSING BOARD, MADURAI

**16.5 CONSTRUCTION ACTIVITY OF TAMIL NADU SLUM
CLEARANCE BOARD**

YEAR: 2005-2006

Sl. No. (1)	Item (2)	Achievement (3)
1.	Number of Tenements sanctioned for construction	Nil
2.	Number of Tenements constructed	Nil
3.	Amount sanctioned (Rs.in lakhs)	Nil
4.	Amount spent (Rs.in lakhs)	Nil
5.	Number of tenements occupied	Nil
6.	Rent received (Rs.in lakhs)	Nil

**16.6 INDEXNUMBERS OF BUILDINGS COST IN URBAN CENTRES
(1980-81=100)**

YEAR: 2001-2002

Sl.No. (1)	District Urban Centres (2)	Building Index Building materials (3)	Construction cost for building Labour (4)	Other Charges (5)	Combined Index (6)
1	THENI	587.49	618.52	554.52	588.71

Source: Department of Economics & Statistics

16.7 LABOUR CHARGES OF CONSTRUCTION WORKERS

Charges of Male Construction Workers (1)	Charges of Female Construction Workers (2)
Rs. 140/-	Rs. 50/-

Source: Department of Economics & Statistics

[Top](#)

17. INDUSTRIES

17.1 RESULTS OF ANNUAL SURVEY OF INDUSTRIES (FACTORY SECTOR)

Characteristics 1.	Units 2.	Results for all Industries 3.
-----	-----N.A-----	----- -

Source: Department of Economics & Statistics

17.2 ESTIMATES OF OUTPUT AND VALUE ADDED BY MANUFACTURE BASED ON ANNUAL SURVEY OF INDUSTRIES

(Rs. In lakhs)

Industry Group (1)	Description of the Industry (2)	All Employees (3)	Value of output Rs. In lakhs (4)	Value added (5)
-----	----- -	-----N.A-----	-----	----- -

Source: Department of Economics and Statistics, Chennai-6.

17.3 INDUSTRIAL PRODUCTION

Sl.No. and Name of the Product (1)	No. of Factories (2)	Production (3) (Rs. In Lakhs)
1. Food Products	72	NOT AVAILABLE
2. Cotton Textiles	93	
3. Wool, Silk, Synthetic Fibre	--	
4. Jute, Hemp and Mesta	--	
5. Hosiery and Garments	--	
6. Wood Products	--	
7. Non-Metalic (Mineral Products)	2	
8. Machinery and Parts	--	
9. Paper Products and Printing	4	
10. Basic Chemicals and Products	5	
11. Leather products	--	
12. Rubber & Plastic Products	7	
13. Basic Metal industries	--	
14. Metal Product	--	
15. Electricity & apparatus	4	
16. Transport Equipment & part	--	
17. Misc. Manufacturing Industries	112	

SOURCE: INSPECTOR OF FACTORIES, THENI

17.4 PRODUCTION AND VALUE OF MAJOR MINERALS

Name of the District (1)	Name of the Mineral (2)	Quantity (Cubic Metre) (3)	Value (Rs.in '000') (4)
THENI	Lime Stone	--	--
	Granite	--	--
	Rough Stone	85249	2164
	Gravel	--	--
	Sand	--	--
	Earthsoil	-	-
	Brick Earth	858	12.12

Source: Asst. Director of Geology and Mines, Theni

17.5 PRODUCTION OF HANDLOOM CLOTH

'In 00000' Metres
YEAR: 2005-2006

Sl.No. (1)	Variety of Cloth (2)	Production (3)
1	Cotton Sarees	0.16
2	Silk	--
3	Art Silk	--
4	Mixture of Polyester & Cotton	37.15
5	Polyester	--

Source : Asst. Director of Handloom, MADURAI

17.6. SMALL SCALE INDUSTRIES

Year: 2005-2006

Sl. No	Name of the DISTRICT (1)	No. of SSI units (2)	Investment (Rs. In Lakhs)		Employment
			Land & Building	Plant & Machinery	
	THENI	353	101.78	183.54	770

Source: General Manager, District Industrial Centre, Theni

17.7. KHADI AND VILLAGE INDUSTRIES

YEAR: 2005-2006

Sl.No. and Industry (1)	Production Value (In lakhs) (2)	Sales (Rupees in lakhs) (3)	Employments (Lakhs of persons) (4)	Earnings (Rs. In lakhs) (5)
<u>KHADI</u>	2.90	--	30	2.40
1.Cotton Yarn				
2.Polyester Yarn	1.90	--	--	--
3. Cotton Khadi	1.60	3.00	27	1.30
4.Polyester Khadi	8.22	6.00	--	--
5. Silk		10.00	--	--
6. Woolens		0.57	--	--
<u>VILLAGE INDUSTRIES PRODUCTS</u>				
a) Soap	--	--	--	--
b) Leather Goods	5.59	5.61	--	--
c) Other (Specify)	--	--	--	--

source: Assistant Director of khadi & village Industries, Madurai

17.8 NO.OF PRINTING PRESSES

YEAR: 2005-2006

Sl.No. (1)	District (2)	Number (3)
1	THENI	91 (letter Press-50 Offset press -36 Litho press -3 Colure graphics - 2)

Source : District industrial Centre, Theni

17.9 PHOTOCOPY (XEROX) CENTRES

YEAR: 2005-2006		
Sl.No (1)	Name of the Block / Municipality (2)	No.of Xerox Centres (3)
1.	K.Myladumparai	7
2.	Andipatty	7
3.	Uthamapalayam	23
4.	Chinnamanur	14
5.	Cumbum	36
6.	Bodi	29
7.	Periyakulam	35
8.	Theni	75

Source: All BSI,

[Top](#)

18. FACTORIES

18.1 REGISTERED AND WORKING FACTORIES

YEAR: 2005-2006		
Sl.N o. (1)	Item (2)	Numbers (3)
1.	Factories on the Register at the beginning of the year	285
2.	Factories added during the year	16
3.	Factories removed during the year	2
4.	Factories on the register at the end of the year	299
5.	Number of working factories	215

Source: District Inspector of Factories, theni

18.2 EMPLOYMENT IN WORKING FACTORIES

Sl.No.	Item (NIC)	Numbers	Number of Workers
1.	01132	3	324
2.	15132	2	20
3.	15134	1	7
4.	15142	15	105
5.	15204	3	71
6.	15313	11	132
7.	15421	1	336
8.	15492	4	160
9.	15495	11	380
10.	15511	1	31
11.	16005	1	8
12.	17111	61	3696
13.	17115	24	698
14.	17121	3	1283
15.	17232	14	181
16.	17301	1	485
17.	21014	2	24
18.	21019	1	12
19.	22212	1	9
20.	24222	3	35
21.	25114	2	26
22.	25191	1	21
23.	25202	1	13
24.	26944	4	32
25.	26932	1	10
26.	28991	8	425
27.	36999	1	10
28.	40101	4	97
29.	50200	6	103
30.	50404	2	59
	TOTAL	215	9036

Source: District Inspector of Factories, Theni

18.3 UNIONS: INDUSTRIAL DISPUTES BY STRIKES AND LOCKOUTS GHERAOS

YEAR: 2005-2006

Sl.N. (1)	Items (2)	Numbers (3)
1.	Number of Registered Trade Unions	84
2.	Strike:	
	a. Number of Strikes	1
	b. Number of Workers Involved	277
	c. Number of Mandays Lost	831
3.	Lockouts:	
	a. Number of Lockouts	-
	b. Number of workers involved	-
	c. Number of Mandays Lost	
4.	Gheraos:	
	a. Number	-
	b. Workers involved	--
	Mandays Lost	

Source: Deputy Commissioner of Labour, Dindigul.

[Top](#)

19. LOCAL BODIES

19.1 MUNICIPAL BODIES AREA AND POPULATION BY GRADES

YEAR: 2005-2006

Sl.No (1)	Classification of Municipal Bodies (2)	Number (3)	Area (Sq.Km.) (4)	Population (In '000') (5)
1.	Corporations	-	-	-
2.	Special Grade	-	-	-
3.	Selection Grade	-	-	-
4.	First Grade	3	48.14	217799
5.	Second Grade	2	47.05	80372
6.	Third Grade	1	-	35531
7.	Township Committee	-	-	-

Note: Area and Population are as per Census 2001

19.2 MUNICIPAL BODIES BY TALUKS

YEAR: 2005-2006

Sl.No.	Taluk	Corporation	Grade of Municipal Councils					Township	Total
			Special	Selection	First	2nd	3rd		
(1)	(2)	(3)	(4)	(5)	(6)	(7)	(8)	(9)	(10)
1	Uthamapalayam	-	-	-	1	1	1	-	3
2	Theni	-	-	-	1	-	-	-	1
3	Bodi	-	-	-	1	-	-	-	1
4	Periyakulam	-	-	-	-	1	-	-	1
5	Andipatti	-	-	-	-	--	-	-	--

19.3NO.PANCHAYAT UNIONS, VILLAGE PANCHAYATS/TOWN PANCHAYATS

YEAR: 2005-2006

Panchayat Union	Village Panchayats	Town Panchayats
8	130	22

Source: District Rural Development Office,Theni.

19.4 REVENUE DIVISIONS, TALUKS, FIRKAS AND REVENUE VILLAGES

YEAR: 2005-2006

Sl. No.	Revenue Divisions	Revenue Taluks	No.of Revenue Firkas	No. of Revenue Villages
(1)	(2)	(3)	(4)	(5)
1.	Periyakulam	Periyakulam	2	22
2.		Theni	2	12
3.		Andipatty	4	25
4.	Uthamapalayam	Uthamapalayam	6	39
5.		Bodi	3	15
	TOAL		17	113

19.5 TAX COLLECTED BY CORPORATION / MUNICIPALITY / PANCHAYAT UNION

Name of the District	Municipalities	Town Panchayats	Village Panchayats
	(in lakhs)	(in lakhs)	(in lakhs)
THENI	480.826	187.20	86.34

19.6 RURAL DEVELOPMENT ACTIVITIES

Sl.No	Name of the Scheme	No.of works taken up		No.of works completed	
		During the year	Amount allotted (in lakhs)	During the year	Expenditure incurred (Rs.in lakhs)
1	Indira Awaaz Yojana	863	293.42	738	250.92
2	IAY-UPGR	426	53.25	410	51.25
3	Rural Poor	2228	55.70	1542	38.55
4	SGRY	1324	754.42	1274	723.25
5	C.R.S.P	9778	213.35	9487	140.60
6	M.L.A.Development Scheme	1522	423.47	1431	337.98
7	M.P. Development Sheme	266	693.25	426.55	426.55
8	VSSS	124	353.10	10.99	199.05
9	SFC-E & I	10	18.25	8	10.99
10	CFC	31	23.06	--	---
11	Bio Gas	10	0.40	10	0.40
12	Mise- State	808	660.89	244	164.25
13	SGRY SPL.	459	635.44	453	607.57
14.	PMGY (CRIDP)	15	230.51	10	133.88
15	Village Development	2883	265.70	388	170.02

Source: DRDA, Theni

[Top](#)

20.Labour and Employment

20.1 NO.OF PERSONS REGISTERED DURING THE YEAR AND TOTAL NO.OF PERSONS WAITING UPTO THE END OF THE YEAR AS PER LIVE REGISTER

YEAR: 2005-2006

Sl.No. (1)	Type of Employment Exchange (2)	No.of Persons registered during the year (3)	Total No.of persons waiting upto the end of the year (4)
1	Dist. Employment Office, Theni	13809	69269

20.2 NO.OF PLACEMENTS DURING AND UPTO THE END OF THE YEAR

YEAR : 2005-2006

Sl.No. (1)	Type of Employment Exchanges (2)	Placements during the year (3)	Placements upto the year (4)
1	Public Establishment	216	2803

Source: District Employment Exchange, Theni

[Top](#)

21. LEGAL SERVICES

21.1 JUDICIAL DIVISION AND ORIGINAL JURISDICTION

YEAR:2005-2006

Sl.No	Name of the Court	Place
1	Chief judicial magistrate Court	Theni
2	Principal District court	Theni
3	Fast track Court	Periyakulam
4	The sub Judge Court	Periyakulam& Uthamapalayam
5	Additional District Court	Periyakulam
6	The District Munsif Court	Periyakulam,theni & Uthamapalayam
7	Judicial Magistrate Court	Theni,Periyakulam,&uthamapalayam
8	Taluk Committee for Legal Aid and Advise Sub Court	Periyakulam & Uthamapalayam
9	Muusif cum-Magistrate Court	Periyakulam
10	Muusif cum-Magistrate Court	Andipatty& Bodinayakkanur

Source: Concerned Court.

21.2 RESULTS OF CIVIL AND REVENUE CASES IN THE COURTS OF ORIGINAL

JURISDICTION CIVIL SUITS REGULAR

Item (1)	Number (2)
Civil Cases	4175
Civil Appeals	524

Source: Concerned Court

21.3 NATURE OF FREE LEGAL AVAILABLE AND NO.OF BENEFICIARIES, NO.OF

CASES DISPOSED OF IN LOK ADALAT DURING THE YEAR

Nature of free legal available (1)	No.of Beneficiaries (2)	No.of cases disposed of in Lok Adalat (3)
Civil Cases	476	63
Maintenance Cases	197	4
Compensation micops	6	4
Criminal Trial	1996	46
Bail	162	4
Civil Appeals	43	1
Criminal Appeals	27	0
Total	2907	122

Source: Concerned Court

21.4 NO.OF ADVOCATES PRACTICING IN COURTS

Sl.No. (1)	Name of the Court (2)	No.of Advocates Practicing (3)
	Theni district	650

Source: Concerned Court

[Top](#)

22. LIBRARIES

22.1. List of Head and Branch Libraries in the district all the details of Members, Books available and Readers.

Year: 2005-2006

Sl.No	Place/Name of the Head/Branch	Numbers (Nos.)	No. of Books available	Number of Readers
	CENTRAL LIBRARY			
1	Theni central	6626	57663	124441
	BRANCH LIBRARY			
2	U.Ammappatti Branch	1029	17558	11783
3	Bodi	3988	31830	39202
4	Appipatti	539	7728	14559
5	Boothipuram	713	11356	13337
6	chinnamanur	2936	29374	28322
7	Cumbum	4378	30872	18227
8	Dombucherry	678	10793	15945
9	Erasakanaickanur	602	10715	16077
10	Gudalur	2170	19093	20977
11	Hanumanthanpatti	761	9773	8142
12	Jayamankalam	1005	14466	21505
13	Kamatchipuram	1179	12658	11403
14	Kanniservaipatti	459	8313	14581
15	Kadamakaigundu	1115	13796	18996
16	Kokilapuram	620	12916	12916
17	Kombai	1949	26681	15284
18	Kottur	744	14774	12291
19	Lakshimipuram	1132	12662	16014
20	Lowercamb	704	11114	19527
21	Markayankottai	833	14251	17290
22	Myladumparai	443	10000	12880
23	B.Meenaksipuram	376	8381	12769
24	Narayanadevanpatti	909	12826	16440
25	Odaipatti	1275	21044	18747
26	Periyakulam Thenkarai	5495	35585	47719
27	Boosarigoundanpatti	654	10086	23859
28	Seelayampatti	756	12716	14848
29	Sillamarathupatti	890	17082	15572
30	Silvarpatti	767	10704	6758
31	Sri Rengapuram	857	13607	24687
32	T.Subbulapuram	815	12336	27831
33	Thevaram	1630	22064	18150
34	Thirumalapuram	1331	17149	28147
35	Uppukottai	772	10739	16248
36	Uthamapalayam	2398	30678	31269
37	Uthampuram	1248	17067	15222
38	Periyakulam Vadakarai	2242	19461	16689
39	Venkatachalapuram	2390	11467	19617
40	Andipatti	2801	25313	30766
41	Devathanapatti	1385	15099	20062
42	Gandamanaickanur	1255	16375	16857
43	Kamayagoundanpatti	1579	22180	32994
44	Pannaipuram	1765	24289	13659
45	C.Pudupati	1488	19118	12349

46	Silamalai	881	16265	18515
47	Veerapandi	1248	18263	20263
48	Annanchi	948	16164	12263
49	Kanguvarpatti	1442	16265	19660
50	Kodankipatti	861	13989	13387
51	Kutchanur	803	14361	12897
52	Melmangalam	784	12308	20389
53	Rasingapuram	1093	15497	17114
54	Rayappanpatti	945	15219	15531
55	Surulipatti	1134	19644	20674
56	Vadugapatti	2010	23554	45849
57	Govindanagaram	829	13620	15198
58	Melachocanathapuram	462	6363	12369
59	Palnichettipatti	889	7172	9174
	RURAL LIBRARY			
60	B.Ammapatti	265	4728	12431
61	Yanaimalainpatti	422	5417	9000
62	Kullapuram	317	5295	17924
63	Melachinthalaichery	370	5354	10128
64	Muthulapuram	285	4819	12524
65	Nagayagoundanpatti	306	5656	5538
66	Thamaraikulam	424	6955	8616
67	G.Usilampatti	348	6842	12398
68	Kanniyapillaipatti	429	4714	13360
69	Highways	263	1391	12674
70	Vadapudupatti	249	2101	12674
71	G.Kallupatti	262	2791	10100
72	Varusanadu	386	2683	1276
73	Ammasamudram	344	3170	18118
74	Thadichery	258	3653	9898
75	M.Subulapuram	300	4617	13995
76	Ettapparajapuram	251	3007	14906
77	Vellaiammalpuram	332	2614	15557
78	Pulikuthi	258	3190	13392
79	Patrakalipuram	353	3535	13969
80	Goppaiyanpatti	219	2062	12150
81	T.Kallipatti	306	3622	16839
82	Government Hospital, Periyakulam	258	4640	8716
83	Veppampatti	223	1543	15821
84	Dharmapuri	219	1905	10340
85	Jakkampatti	669	4700	18515
	PART TIME LIBRARY			
86	Manthisunai	200	--	208
87	Kumanthozhu	158	--	157
88	Jallipatti	209	--	216
89	Uthupatti	104	--	104
90	Erumalainaiackanpatti	158	--	217
91	Koduvilarpatti	207	--	200
92	B.Tharmathupatti	179	--	210
93	Kattunaickanpatti	293	--	295
94	Vayalpatti	200	--	203
95	Kuppinaickenpatti	201	--	201
96	T.Sindalacherry	240	1407	249
97	Paluthu	200	--	200
98	Nagalapuram	222	--	241
99	Kothapatti	222	--	322
100	Karunagamuthampatti	200	--	200

22.2. Number of Libraries housed in Government Building/Rental Building .

Year: 2005-2006

Name of the Libraries	Libraries in Government Building (in Nos.)	Libraries in Rental Building in (Nos.)	Libraries in Rent free Building in (Nos.)	Total
1.	2.	3.	4.	5.
District Central Library	--	1	--	1
Branch Libraries	47	9	3	59
Mobile Libraries	--	--	--	--
Village Libraries	9	--	17	26
Part Time Libraries	1	--	18	19
Total	57	10	38	105

22.3. Number of Reading Rooms

Sl.No	Name of the Taluk	Name and Place of Libraries	Number of Reading Room
1	Theni	<ol style="list-style-type: none"> 1. Central Library 2. Boothipuram 3. Kottur 4. Sirengapuram 5. Venkatachalapuram 6. Veerapandi 7. Annaanji 8. Govinthanagaram 9. Palanichettipatti 10. Vadapudupatti 11. Thadicherry 12. Ampasumudran 13. Goduvilarpatti 14. Kattunaickenpatti 15. Vayalpatti 16. Kuppinaickenpatty 17. Dharmapuri 18. Palluthu 19. Nagalapuram 	<ol style="list-style-type: none"> 2 1 1 1 1 1 1 1 1 1 1 1 1 1 1 1 1 1
2.	Andipatti	<ol style="list-style-type: none"> 1. Kadamalaigundu 2. myladumparai 3. T.Subbulapuram 4. Andipatti 5. Gandamanaickanur 6. G.Usilampatti 7. Kanniappapillaipatti 8. Varusanadu 9. M.Subulapuram 10. Ettapparajapuram 11. Goppaiyanpatti 12. Mandisunai 13. Kumanantholzu 14. T.Meenakshipuram 15. Jakkampatty 16. Kothapatty 	<ol style="list-style-type: none"> 1 1 1 1 1 1 1 1 1 1 1 1 1 1 1 1
3	Periyakulam	<ol style="list-style-type: none"> 1. Jeyamangalam 2. Lakshmiapuram 3. Periyakulam Tenkarai 4. Silvarpatti 5. Periyakulam Vadakarai 6. Devathanapatti 7. Genguvarpatti 8. Melmangalam 9. Vadugapatti 10. Kullapuram 11. Thamaraiikulam 12. K.Kallupatti 13. Government Hospital 14. T.Kallipatti 15. Jellypatti 16. Errumalainaickenpatti 	<ol style="list-style-type: none"> 1 1 1 1 1 1 1 1 1 1 1 1 1 1 1 1
5	Bodi	<ol style="list-style-type: none"> 1. Bodinayakanur 2. Dombucheri 3. B.Meenatchipuram 4. Sillamarathupatti 5. Thirumulapuram 6. Uppukottai 7. Melachokkanathapuram 8. Silamalai 9. Kodangipatti 	<ol style="list-style-type: none"> 2 1 1 1 1 1 1 1 1

		10. Rasingapuram	1
		11. B.Ammapatti	1
		12. Pattrakaliamman	1
		13. B.Tharumathupatti	1
		14. Perumagoundanpatti	1
		15. Visvasapuram	1
		16. Kamarajapuram	1
6.	Uthamapalayam	1. Cumbum	1
		2. Gudalur	1
		3. Lowercamp	1
		4. Narayanadevanpatti	1
		5. Uthamapuram	1
		6. Kamayagoundenpatti	1
		7. C.pudupatti	1
		8. Surulipatti	1
		9. U.Ammapatti	1
		10. Anumanthanpatti	1
		11. Gohilapuram	1
		12. Kombai	1
		13. Thevaram	1
		14. Uthamapalayam	1
		15. Pannaipuram	1
		16. Rayappanpatti	1
		17. Appipatti	1
		18. Chinnamanur	2
		19. Erasakkanaickanur	1
		20. Kamatchipuram	1
		21. Kanniservaipatti	1
		22. Markayankottai	1
		23. Odaipatti	1
		24. Poosarigoundenpatti	1
		25. Seelayampatti	1
		26. Kuchanur	1
		27. Nagayagoundenpatti	1
		28. Anamalaiyanpatti	1
		29. Melasindhalacher	1
		30. Muthulapuram	1
		31. Highwayvis	1
		32. Pulikuthi	1
		33. Uthupatti	1
		34. Velliyammalpuram	1
		35. Veppampatti	1
		36. T.Sindalacherry	1
		37. kurakkamuthampatti	1

[Top](#)

23. MINING AND QUARRYING

23.1 Number of Mining and Quarrying units in the District

<u>Sl.No.</u>	<u>Name of the Taluk</u>	<u>Number of Mining and Quarrying</u>
1	1. <u>Andipatti</u>	26
2	2. <u>Periyakulam</u>	21
3	3. <u>Theni</u>	2
4	4. <u>Bodi</u>	7
5	5. <u>Uthamapalayam</u>	18

23.2 . CLASSIFICATION-WISE PRODUCTION

<u>Sl.No.</u>	<u>Name of the Minerals</u>	<u>Production (in Cubic metre)</u>
1	MAJOR MINERALS 1. Lime Stone 2. Gypsum 3. Soapstone 4. Quartz	-- -- -- --
2	MINOR MINERALS 5. Stone 6. Sand 7. Savadu 8. Brickearth 9. Coloured Granite	85249 -- -- 858 --

Source: Assit Director (Mines), Theni.

[Top](#)

24. MANUFACTURING SECTOR

24.1 Number of Food and Non-food Manufacturing units in the District.

<u>Industry Group</u>	<u>Name of the Taluk</u>	<u>Description of the Industry</u>	<u>All employees</u>	<u>Investment (in Lakh Rs.)</u>	
				<u>Land and Building</u>	<u>Plant and Machinery</u>
<u>1.</u>	<u>2.</u>	<u>3.</u>	<u>4.</u>	<u>5.</u>	<u>6.</u>
	-----N.A-----	-----N.A-----	-----N.A-----	-----N.A-----	-----N.A-----

24.2 . Number of Non-Food Manufacturing units in the District.

<u>Industry Group</u>	<u>Name of the District</u>	<u>Description of the Industry</u>	<u>All Employees</u>	<u>Value of output Rs. In lakhs</u>	<u>Value added</u>
<u>1</u>	<u>2</u>	<u>3</u>	<u>4</u>	<u>5</u>	<u>6</u>
-----NIL-----					

[Top](#)

25. MEDICAL SERVICES

25.1. Number of Medical Colleges in the District with Students and Teachers

Year: 2005-2006

<u>Sl. No.</u>	<u>Name of the Institution</u>	<u>Students</u>			<u>Teachers</u>
		<u>Boys</u>	<u>Girls</u>	<u>Total</u>	
<u>1</u>	<u>2</u>	<u>3</u>	<u>4</u>	<u>5</u>	<u>6</u>
-----NIL---					

Source: Concerned Institution.

25.2. Number of College of Pharmacy with Students and Teachers

Year: 2005-2006

<u>Sl. No.</u>	<u>Name of the Institution</u>	<u>Students</u>			<u>Teachers</u>
		<u>Boys</u>	<u>Girls</u>	<u>Total</u>	
<u>1</u>	<u>2</u>	<u>3</u>	<u>4</u>	<u>5</u>	<u>6</u>
1.	Bodi Para Medical Collage for Nursing – Silamarathupatti	NIL	106	106	8

2.	Indian Academy Para Medical Sciences - Theni	10	100	110	7
----	--	----	-----	-----	---

Source: Concerned Institution, Silamarathupattiy & Theni

25.3. Number of Medical Stores in the District (Category-wise)

Year: 2005-2006

Sl.No. (1)	Item (2)	Number of Medical Stores (3)
1.	Indian Medicine	NIL
2	English Medicine	428

Source: Concerned Departments.

25.4 No.of Veterinary Colleges with Students and Teachers

Year: 2005-2006

Sl. No. (1)	Name of the Institution (2)	Students			Teachers (6)
		Boys (3)	Girls (4)	Total (5)	
-----NIL-----					

[Top](#)

26. MOTOR VEHICLES

26.1 No. of Motor Vehicles (Category-wise) Registered during the year and upto the end of the year

Year: 2005-2006

COMMERCIAL							
Stage Carriage				Auto Rickshaw		Ordinary Taxi	
Public		Private					
During the year	Upto the year	During the year	Upto the year	During the year	Upto the year	During the year	Upto the year
(1)	(2)	(3)	(4)	(5)	(6)	(7)	(8)
-	231	18	347	306	1504	--	--

Table 26.1 Contd.

COMMERCIAL							
Motor Cab		Maxicab		Omni Buses		Private Station Vehicle and others	
During the year	Upto the year	During the year	Upto the year	During the year	Upto the year	During the year	Upto the year
(9)	(10)	(11)	(12)	(13)	(14)	(15)	(16)
32	653	16	1231	8	47	-	97

Table 26.1 Contd.

COMMERCIAL							
School Bus		Ambulance		Fire Fighter		Light Commercial Vehicle	
During the year	Upto the year	During the year	Upto the year	During the year	Upto the year	During the year	Upto the year
(17)	(18)	(19)	(20)	(21)	(22)	(23)	(24)
14	286	-	27	-	2	322	1713

COMMERCIAL							
Lorry				Articulated Vehicle			
State Permit		National Permit		State Permit		National Permit	
During the year	Upto the year	During the year	Upto the year	During the year	Upto the year	During the year	Upto the year
(25)	(26)	(27)	(28)	(29)	(30)	(31)	(32)
140	1902	25	886	-	5	-	4

COMMERCIAL				<u>NON-COMMERCIAL VEHICLES</u>			
Tractor / Trailer		Total		Motor Cycle		Scooter	
During the year	Upto the year	During the year	Upto the year	During the year	Upto the year	During the year	Upto the year
(33)	(34)	(35)	(36)	(37)	(38)	(39)	(40)
5	34	886	8969	4148	29533	279	7898

<u>NON-COMMERCIAL VEHICLES</u>							
Moped		Tri-Cycle Auto		Motor Car		Jeep	
During the year	Upto the year	During the year	Upto the year	During the year	Upto the year	During the year	Upto the year
(41)	(42)	(43)	(44)	(45)	(46)	(47)	(48)
1701	17908	-	20	314	4924	-	1062

Table 26.1 Contd.

<u>NON-COMMERCIAL VEHICLES</u>							
Station Wagon		Tractor		Three Wheeler		Four Wheeler	
During the year	Upto the year	During the year	Upto the year	During the year	Upto the year	During the year	Upto the year
(49)	(50)	(51)	(52)	(53)	(54)	(55)	(56)
-	3	352	2801	-	-	-	8

...

Table 26.1 Contd.

NON-COMMERCIAL VEHICLES							
Road Rollers		Others		Total		Grand Total	
During the year	Upto the year	During the year	Upto the year	During the year	Upto the year	During the year	Upto the year
(57)	(58)	(59)	(60)	(61)	(62)	(63)	(64)
--	--	306	499	7100	64656	7986	73625

26.2 NO.OF MOTOR VEHICLES (CATEGORY WISE) AVAILABLE FOR HIRE PURPOSE DURING & UPTO THE END OF THE YEAR

YEAR: 2005-2006

Sl.No. (1)	Category (2)	During the year (3)	End of the year (4)
1	Private bus	--	18
2	Goods vehicle lorry	398	1053
3	Tourist Taxi	28	96
4	Maxicab	16	332
5	Auto	306	690
6	Omni bus	8	36
7	Road Rollers	--	--

26.3 NO.OF PERSONS ISSUED WITH DRIVING LICENCE

YEAR: 2005-2006

Sl.No. (1)	No.of Driving License issued (2)	No.of Driving License Renewed (3)
1.	8268	8280

Source: Regional Transport Officer, Periyakulam For District as a whole.

[Top](#)

27. NON-CONVENTIONAL ENERGY GENERATION

27.1 NO.OF SOLAR ENERGY GENERATING UNITS IN THE DISTRICT WITH PRODUCTION DATA

YEAR: 2005-2006

Sl.No. (1)	Name and Place of Solar energy system exist (2)	Install Capacity (in Mega Watts) (3)	Generation (in Mega Watts) (4)
NIL			

Source: Concerned Electricity Generation Units.

27.2 NO.OF WIND MILLS GENERATING UNITS WITH PRODUCTION DATA

YEAR: 2005-2006

Sl.No. (1)	Name and Place of Wind Mills Generation exist (2)	Install Capacity (in Mega Units) (3)	Generation (in Mega Units) (4)
NIL			

Source: Concerned Electricity Generation Units.

[Top](#)

28. POLICE AND PRISONS

28.1 POLICE FORCE

YEAR: 2005-2006

Sl. No.	Name of the Division	Police Stations	Out Posts	Spl.Unit	Ministerial Staff
(1)	(2)	(3)	(4)		
1.	Theni Sub Division	1.Theni	Bus Stand	1.S.B.	1.PA TO SP-2
		2.Allinagaram	-	2.D.C.R.B	2. SUPT-9.
		3.P.C.Patti	-	3.D.C.B.	3.ASST.-22
		4.Veerapandi	-	4.P.C.R.	4.JR.ASST.-15
		5.Periyakulam	-	5.Traff/Theni	5.TYPIST-2
		6.Thenkarai	-	6.Control room	6. STENO-1
		7.Devathanapatti	-	7.P.E.W/Theni	7.R.C.-1
		8.Jeyamangalam	-	8.Highway patrol	8.O.A.-3
		9.W.P.S/Theni	-	9.P.E.W/UPM	9. SWEEPER-2
				10.Forensic Department, Theni	
				11.SHB 12.SDFPB	
2	Bodi Sub Division	10.Bodi Town	-	-	
		11.Bodi Taluk	-	-	
		12.Kurangani	-	-	
		13.Thevaram	-	-	
		14.Kombai	-	-	
		15.Chinnamanur	1.Highway	-	
		16. High-Wayveas			
		17.Women Police Station, Bodi			
3.	Uthamapalayam Sub-	18.Uthamapalayam	-	-	

	Division				
		19.Odaipatti	-	-	

Sl. No.	Name of the Division	Police Stations	Out Posts	Spl.Unit	Ministerial Staff
(1)	(2)	(3)	(4)		
		20.Cumbum North	-	-	
		21.Cumbum South			
		22. Gudalur North			
		23. Gudalur South			
		24. Royappanpatti			
		25. Kumuli			
		26. Women Police Station, Uthamapalayam	-	-	
4.	Andipatty Sub-Division	27.Andipatty	1.Vaigaidam		
		28.G.Vilakku	2.Eathakoil		
		29.Rajathani	3.Kanniappapillaipatti		
		30.Gandamanur			
		31.Kadamalaigundu			
		32.Myladumparai			
		33.Varusanadu			
		34.Vaigai Dam			
		35.Ethakovil			
		36.K.P.Patti			
		37.Women Police Station, Andipatti			

Sl. No.	Police force	Total	Sl.No.	Particulars	Strength
1.	Sub-Division	5	1.	Local Police Station	626
2.	Police Station/ Outpost	29 4	2.	Armed Reserve	195
3.	Special Unit	4	3.	Minis trial Staff	57
4.	Armed Reserve	1		TOTAL	878
5	FEW units	2			

6	NHP Units	2			
---	-----------	---	--	--	--

Source: Superintendent of Police, Theni.

28.2 COGNIZABLE OFFENCES UNDER INDIAN PENAL CODE

(Including Attempts)

Sl.No. (1)	Item (2)	Number of Cases Reported (3)
1.	a) Murder b) Murder for gain	28 0
2.	Culpable Homicide Note amounting to Murder	--
3.	Rape	3
4.	Kidnapping and Abduction	17
5.	Dacoit	--
6.	Robbery	2
7.	Burglary	79
8.	Thefts	228
9.	Riots	38
10.	Criminal Breach of Trust	2
11.	Cheating	72
12.	Counterfeiting	--
13.	Miscellaneous	2758
	Total Cognizable Crime Under I.P.C.	3227

Source: Superintendent of Police, Theni.

28.3 PRISONS AND CONVICTS

YEAR: 2005-2006

Sl.No. (1)	Classification of Prisons (2)	Number (3)
1.	Central Prisons	--
2.	State Prison for Women	--
3.	Sub-Jails	2
4.	Special Sub-Jails	--
5.	Open Air Prison	--
6.	Fifth Garden (Salem)	--
7.	Borstal School	--

Source: Superintendent of Prisons, Theni.

CLASSIFICATION OF CONVICTS

Sl.No. (1)	Length of Sentences (2)	Male (3)	Female (4)	Total (5)
1.	Below One Year	NOT AVAILABLE		
2.	Above One Year and not exceeding Two Years			
3.	Above Two Years and not exceeding Five Years			
4.	Exceeding Five Years and not exceeding Ten Years			
5.	Exceeding Ten Years			
6.	Life Sentence			
7.	Sentence to death			
	Total			

Source: Superintendent of Prisons, Theni.

28.4 NO.OF CASES REGISTERED UNDER P.C.R. & SC/ST ACT

YEAR: 2005-2006

	Name of the Stations (2)	No. of cases Registered Under P.C.R.& SC&S.T.
1.	P.C.R wing Unit	--
2.	Odaiapaati	--
3.	Thenkarai	--
4.	Allainagaram	1
5.	Devathanapatti	--
6.	Cumbum south	--
7.	Cumbum (North)	1
8.	Kombai	-
9.	Theni	2
10.	Periyakulam	--
11.	Kandamanur	--
12.	Royappanpatti	--
13.	Bodi Taluk	--
14.	Rajathani	1
15.	Bodi Town	1
16.	Veerapandi	1
17.	Uthamapalayam	--
18.	Jeyamangalam	--
19.	Andipatti	2
20.	Gudalur	--
21.	Varusanadu	1

Source: Superintendent of Police, Theni.

**28.5 NO.OF CASES REGISTERED AGAINST WOMEN HARRASSMENT
AND DOWRY**

YEAR:2005-2006

Sl.No. (1)	Name of the Station (2)	Dowry Harassment (3)	Dowry Death (4)
1.	Women Police Station –THENI	--	--
2.	Andipatti	5	--
3.	Bodi	3	--
4.	Uthamapalayam	3	--
5.	Cumbum North	--	--
6.	Theni	3	--

7.	Allinagaram	--	--
	TOTAL	14	--

Source: Superintendent of Police, Theni

[Top](#)

29. PUBLIC HEALTH

29.1 PUBLIC HEALTH AND MEDICAL SERVICES RENDERED BY ORGANISATIONS AND INDIVIDUAL

YEAR: 2005-2006

Sl.No. (1)	Items (2)	Numbers (3)
1.	Hospitals	61
2.	Dispensaries	-
3.	Sanitorium	-
4.	Nursing Home	19
5.	Maternity & Child Welfare Clinic	-
6.	Allopathy	27
7.	Ayurvedic & Siddha	8
8.	Unani	-
9.	Homeopathy	8

Source: J.D.(Periyakulam) and D.D. Health Service, theni

29.2 NO.OF PRIMARY HEALTH CENTRES WITH SUB-CENTRES

YEAR: 2005-2006

Sl.No. (1)	Name of the Block / Municipality (2)	No.of Primary Health Centres (3)	No.of Sub-Centres (4)
1.	Theni	3	17
2.	Periyakulam	5	27
3.	Andipatty	3	23
4.	K.Myladumparai	3	14
5.	Cumbum	3	20

6.	Uthamapalayam	3	22
7.	Chinnamanur	3	17
8.	Bodi	3	22
9.	Total	26	162

Source: D.D. health, theni.

[Top](#)

30.PRINTING AND PUBLICATION

30.1.NO.OF NEWS PAPERS, WEEKLY MAGAZINES, MONTHLY MAGAZINES ETC., PUBLISHED

YEAR: 2005-2006

Sl.No. (1)	Name of the News Paper (2)	Language of Publication (3)	Type of Periodicals (4)
1.	Kattapomman Malar	Tamil	Monthly
2.	Vaigai Malar	English	Weekly
3.	Theni Seithigal	Tamil	Fortnightly
4.	K.M.H. Medical Journal	English	Quarterly
5.	Theni Ajanyal	Tamil	Fortnightly
6.	Thodarkirathu	Tamil	Quarterly
7.	Penamunai	Tamil	Fortnightly
8.	Ezhuchi Murasu	Tamil	Monthly

Source: P.A. (General), Theni.

30.2 NO.OF PUBLISHERS IN THE DISTRICT OTHER THAN NEWS PAPERS AND MAGAZINES

Year: 2005-2006

Sl.No. (1)	Name of the District (2)	No.of Publishers (3)
NIL		

Source: P.A. (General), Theni.

30.3 NO.OF PRINTING PRESSES IN THE DISTRICT

Year: 2005-2006

Sl.No (1)	Name of the Block (2)	No.of the Printing Press (3)	Type of the Press (Letter Press/Offset/Litho/Colour Graphics) (4)
1.	Theni	22	15 letter press 2 Offset press 3 Litho 2 Colour Graphics
2.	Bodi	19	5 letter press 14 Offset Press
3.	Periyakulam	14	11 letter press 3 Offset Press
4.	Aundipatty	3	2 letter press 1 Offset Press
5.	Chinnamanur	4	2 letter press 2 Offset press
6.	Cumbum	20	7 letter press 13 Offset press
7.	K. Mayladumparai	2	2 letter press
8.	Uthamapalayam	7	6 letter press 1 Offset Press

Source: ALL BSI.

[Top](#)

31.PRICES - INDICES
31.1 INDEX NUMBERS OF WHOLESALE PRICES

Year: 2005-2006

Base: 1970-71=100

Period	Primary articles	Food Articles	Nonfood Articles	Minerals	Fuel,Power Light	Manuf. Products	All Commodities
Apri'02 to March'03							
Average	1351.35	1540.97	1046.54	1181.71	2494.91	1349.05	1387.62

31.2 CONSUMER PRICE INDEX NUMBERS FOR INDUSTRIAL WORKERS

Year: 2005-2006

BASE: 1982=100

Year	Period	Chennai City	Tiruchirappalli	Madurai	Coimbatore	Coonoor	Salem	Duddalore	Nagercoil	All India
		2005	April	564	562	506	506	502	482	484
	May	565	569	514	499	507	481	480	493	527
	June	565	572	503	501	508	479	481	491	529
	July	558	571	506	501	510	488	483	493	538
	August	558	582	500	500	510	478	486	494	540
	September	561	580	499	507	512	469	489	496	542
	October	567	588	508	514	518	475	496	498	548
	November	584	609	637	524	528	499	513	503	553
	December	578	608	536	522	527	500	517	505	550
	NEW BASE YEAR 2001=100									
2006	January	118	122	116	116	115	115	518	504	119
	February	116	119	115	117	114	113	513	499	119
	March	114	118	113	116	112	110	503	494	119

Source: Department of Economics and Statistics, Chennai-6.

32.QUALITY CONTROL

32.1 LIST OF INDUSTRIAL/ESTABLISHMENT UNITS HAVING QUALITY CONTROL FACILITIES AND THE PRODUCTS SUBJECTED TO QUALITY CONTROL.

Year: 2005-2006

Sl.No (1)	List of Industries (2)	Establishment Units having, Quality Control Facilities (3)	Products subjected to Quality Control (4)
1.	Sarvodaya Seva Sangam, Melmangalam.	State Agmark Trading	Honey
2.	Desicated coconut,	Laboratory,	Desiccated coconut
3.	Nataraja cottage industries,		
4.	Andipatty.	”	Ground spices
5.	Vasu cottage industries, Gudalur.	”	”
6.	Maniraj mills,Theni	”	Wheat,Atta,Ground spicos
7.	Arulraj cottage industries,Theni	”	Ground spicos
8.	Aruna Flour Mills,Theni.	”	Wheat,Atta
9.	Durgeshnanthini oil mills,Theni	”	Groudnut oil
10.	Neela Narayanan oil mills,Theni	”	Gingelly oil
	Meenakshi Traders,Theni.	”	”

[Top](#)

33. REGISTRATION

33.1 NO.OF REGISTRATION OFFICES IN THE DISTRICT

Name of the District	No of Registration offices
THENI	13

33.2 REGISTRATION AND AGGREGATE VALUE OF PROPERTIES TRANSFERRED DURING THE YEAR

No. of Registration (Moveable and Immovable) (1)	Aggregate Value of Properties Transferred (Moveable and Immovable) (2) (Rs. In lakhs)	Total Receipts (Rs. in lakhs)
45181	164995.24	1808.05

SOURCE: District Registrar(Administration), Periyakulam

[Top](#)

34. REPAIR AND SERVICE

34.1 AUTHORISED AUTOMOBILES REPAIR AND SERVICE STATIONS

Year: 2005-2006

Name of the Block (1)	Authorised Automobiles Repair and Service (in No's.) (2)
1.Theni	19
2.Periyakulam	9
3.Andipatty	6
4.K.Myladumparai	--
5.Bodi	11
6.Chinnamanur	7
7.Uthamapalayam	2

8.Cumbum	9
----------	---

34.2 ELECTRICAL AND ELECTRONIC GOODS REPAIR AND SERVICE UNITS

Year: 2005-2006

Name of the Block (1)	Electrical and Electronic goods Repair and Service Units (in No's) (2)
1.Theni	25
2.Periyakulam	22
3.Andipatty	5
4.K.Myladumparai	5
5.Bodi	10
6.Chinnamanur	11
7.Uthamapalayam	13
8.Cumbum	8

Source: ALL BSI

[Top](#)

35. RESTAURANTS AND HOTELS

35.1 RESTAURANTS, CATES AND OTHER EATING AND DRINKING PLACES

Year: 2005-2006

Sl.No. (1)	Items (2)	Numbers (3)
1.	Restaurants	163
2.	Cafes	--
3.	Other Eating and Drinking Centres	614

jjyth; N`hl;ly; chpikahsh; rq;fk; . Njdp

35.2 DETAILS OF HOTELS

Year: 2005-2006

Sl.No. (1)	Place (2)	Name of the Hotels with Lodging Facilities (3)	Name of the Hotels without Lodging Facilities (4)
1.	Theni Town	<p>1.Hotel Vaigai, Cumbum Road, Theni.</p> <p>2.Adhitya Hotels A/C Madurai road, Theni.</p> <p>3.Vijai Nivas A/C, Near Bus Stand, Theni.</p> <p>4.Sri Saravana Lodge, Bus Stand, Theni.</p> <p>5.Ajantha lodge, Periyakulam road, Theni.</p> <p>6.Sri Pandian lodge, Near Bus stand, Theni.</p> <p>7.S.K.V.Lodge, Madurai road, Theni.</p> <p>8.Vasantham lodge, Bus stand, Theni.</p> <p>9.Asoka lodge, Periyakulam road, Theni.</p> <p>10.Raja lodge, Madurai road, Theni.</p> <p>11.Municipal lodge, Bus Stand, Theni.</p> <p>12. Annlakshmi Periyakulam Road, Theni</p> <p>13. Theni Hotel International Theni</p> <p>17. New Pandian Lodge, Periyakulam Road, Theni</p> <p>18. Western Gatz Lodge, NRT Nagar Road, Theni</p>	

Sl.No. (1)	Place (2)	Name of the Hotels with Lodging Facilities (3)	Name of the Hotels without Lodging Facilities (4)
2	Bodi Town	1.Thiruppathi Lodge, Phone no.20269 Kamarajar salai, Bodi.	
		2.Hotel Dhalavai, Phone no.20585 Kamarajar Salai, Bodi.	
		3.Alankar lodge, Phone no.20348 South Raja St., Bodi.	
		4.Krishna lodge, Phone no.20497 Thendral nagar, Bodi.	
		5.Geetha lodge, Phone no.— Kamarajar bazaar, Bodi.	
		6.Vasantha vigar lodge, Phone no.20595 Kamarajar bazaar, Bodi.	
		7.I.J.Lodge, Phone no.20382 Palayam road, Bodi.	
		8.Senthil lodge, Phone no.20504 Perumal koil st., Bodi.	
		10. New Vaigai lodge, Phone no.22296 Kamarajar bazaar, Bodi.	
		11. S.P.S. Lodge, 12. Phone no.20322 Kamarajar Bazaar Bodi.	
		13. Municipal Rest House, Phonee no.— Near bus stand, Bodi.	

Sl.No. (1)	Place (2)	Name of the Hotels with Lodging Facilities (3)	Name of the Hotels without Lodging Facilities (4)
3.	Periyakulam Town	1.Sri Rajaram lodge,Phone no.31329 Thenkarai,Periyakulam.	
		2.Sri Siva lodge,Phone no.31690 Thenkarai, Periyakulam.	
		<u>3.M.S.P.lodge,Phone no.31472</u> Thenkarai, Periyakaulm.	
		4.Gemini lodge, Phoneno.31372	
4.	Cumbum Town	1.Universal lodge,Phone no.21302 Near bus stand, Cumbum.	
		2.Lodge Indira, Phone no.21065 Vellapper koil st., Cumbum.	
		3.Lucky Star Lodge, Phone no.21439 Odaikarai st., Cumbum.	
		4.Balaji Nadar Mansion,Phone no.21487 Manjanakara st., Cumbum.	
		5.Ananda lodge,Phone no.21099 Main road, Cumbum.	
		6.R.R.Hotels,Phone no.22228 Palayam road, Cumbum.	
	Uthamapalayam town	1.President lodge,Phone no.65037 Bye pass road, Uthamapalayam.	
		2.Deluxe lodge, phone no.65231 Bypass road, Uthamapalayam.	
		3.Akbar Tourist Home,Phone nmo.65348 Bypass road, Uthamapalayam.	
		4.Gnanammal lodge,phone	

		no.65268 Kombai road, Uthamapalayam.	
--	--	---	--

Sl.No. (1)	Place (2)	Name of the Hotels with Lodging Facilities (3)	Name of the Hotels without Lodging Facilities (4)
		5.P.W.D.Guest house,phone no.65240 (for Officers only) Cumbum byepass road, Uthamapalayam.	
6.	Chinnamanur Town	1.Sri Shanmugam lodge A/C phone no.47530 Main road, Chinnamanur.	
		2.Manaimatchi Thangam Illam,Phone 47254 Main road, Chinnamaur,	
		3.Nadar lodge,phone no.47539 Main road, Chinnamanur.	

[Top](#)

36. RECREATION AND CULTURAL SERVICES

36.1 LIST OF CINEMA THEATRES AND THEIR CAPACITIES

Year: 2005-2006

Sl.No. (1)	Name of the Taluk (2)	No. of the Cinema Theatres (3)	Capacity (4)
1.	Uthamapalayam	18	10582
2.	Bodinayakanur	8	4444
3.	Periyakulam	5	2756
4.	Theni	7	3951
5.	Andipatti	5	2779

Source: PA (General), Theni

36.2 LIST OF CLUBS AND ASSOCIATIONS

Year: 2005-2006

Sl.No. (1)	Place (2)	Name of the Club and Association (3)
1.	Theni District	1.Lions Club 2.Rotary Club 3.Wisemen Club 4.Sri Rengaraja club 5.Chamber of Commerce 6. Cosmos Club

36.3 LIST OF MOTION PICTURE DISTRIBUTORS AND PROJECTION SERVICES

Year: 2005-2006

Sl.No. (1)	Name of the Block / Municipality (2)	Name of the Picture Distributors / Projection Services
---------------	---	--

		(3)
	-----NIL-----	

[Top](#)

37. SOCIAL WELFARE

37.1 PURATCHI THALAIVAR M.G.R. NUTRITIOUS MEALS PROGRAMME CENTRES

Year :2005-2006

No. of Centres						
School sector		Local Body Sector		WBA ICDS *	Sector ICDS	Total
Panchayat Union	Municipal Bodies	Panchayat Union	Municipal Bodies			
1	2	3	4	5	6	7
8	6	589	104	848	115	1656

* World Bank assisted ICDS III Project
Source: PA Noon Meal office

37.2 NO.OF BENEFICIARIES UNDER PURATCHI THALAIVAR M.G.R. NUTRITIOUS MEALS PROGRAMME

Sl.No	No. of Beneficiaries under age group				Total
	5 to 9		10 to 13		
	Panchayat Union	Municipal Bodies	Panchayat Union	Municipal Bodies	
1.	2.	3.	4.	5.	6.
20494	64816	17308	33696	9446	145760

Source: * World Bank assisted ICDS III Project
Source: PA Noon Meal office

37.3 NUMBER OF BENEFICIARIES

UNDER FREE SUPPLY OF TEXT BOOKS AND UNIFORMS

Sl.No	STNDARDS	UNIFORMS		TEXT BOOKS	
		BOYS	GIRLS	BOYS	GIRLS

1	2	3	4	5	6
1	VI TO VIII	8390	7424	22553	17773
2	IX TO XII	--	--	28802	23007

Source: C.E.O Office, Theni.

37.4 NUMBER OF BENEFICIARIES UNDER OLDAGE PENSION SCHEME

Sl. No.	Name of Scheme Under OAP	No. of Beneficiaries	Amount Granted (Rs. in '000')
1	Old Age Pension for Old Aged (@ Rs. 200/- per Head)	96168	19665
2	Old Age Pension for Personally Handicapped	14892	3045
3	Old Age Pension for Widows	90115	19048
4	Old Age Pension to Agri. Labours	30347	6199
5	Old Age Pension for deserted Wives	34699	7133
	Total	266221	55090

Source: GDP Section, Theni

37.5 FREE HOUSES AND HOUSE SITES DISTRIBUTED TO COMMUNITIES

Year : 2005-2006

Name of the District	House/House Sites distributed					
	S.C.	S.T.	B.C.	D.C.& MBC	Others	Total
	2.	3.	4.	5.	6.	7.
1.						
Theni	116	Nil	Nil	Nil	Nil	116

Source: AD Adi Dhruvidar& Backward Classes, Theni.

37.6 IMPLIMENTATION OF RELIEF MEASURE AND PENSION SCHEM

Sl. No.	Name of the Scheme / Relief Measures	No. of Beneficiaries				Total Amount Dispersed (in "000")
		S.C	S.T	Others	Total	
1.	Nalinthor Nala Thittam	237	--	636	873	8730
2.	Accidental Relief for Worker (death @ the time of Work)	--	--	---	---	---
3.	Freedom fighters Pension Scheme					
	a) State Government	--	--	53	53	159
	b) Central Government	--	--	8	8	24
	c) State and Central Govt.	--	--	--	--	--
4.	C.M 's Relief Fund					
	1) Road Accident			190	190	1674
	II) Riot Victim	--	--	--	--	--
	III) Others (Specify)	--	--	--	--	--
5.	Mozhi Kavalalar Pension Schem	--	--	59	59	1062
6.	Nalinta Kalaingnar Pension Scheme	--	--	69	69	414
7.	Others if any (Specify)	--	--	--	--	--

37.6.(a) BENEFICIARIES UNDER NALINTHOR NALA THITTAM

Sl. No.	Category of Beneficiaries	No. of Beneficiaries	Total Amount Disbursed (Rs. in '000')
1.	Scheduled Caste	237	8730
2.	Scheduled Tribes	--	
3.	Others	636	
Total		873	

Source: GDP Section, Theni.

**37.7 ACCIDENTIAL RELIEF FOR WORKERS
(DEATH AT THE TIME OF WORK)**

Sl. No.	Category of Beneficiaries	No. of Beneficiaries	Total Amount Disbursed (Rs. in '000')
1.	Scheduled Caste	--	--
2.	Scheduled Tribes	-	
3.	Others	--	
Total		--	

Source: GDP Section, Theni.

**37.8 BENEFICIARIES
UNDER FREEDOM FIGHTERS' PENSION SCHEME**

Sl. No.	State/Central Govt	No. of Beneficiaries (@ Rs. 3000/- & Rs.6000/- Per Head)
1.	State Government	53
2.	Central Government	8
Total		61

Source: District Treasury, Theni.

**37.9 TAMIL NADU CHIEF MINISTER'S RELIEF FUND
(Beneficiaries Under Road Accidents)**

Sl. No.	Category	No. of Beneficiaries	Total Amount Disbursed (Rs. in '000')
1.	Road Accidents	172	1506
2.	Traveling in TNSTC Buses	18	168
Total		190	1674

Source: GDP Section, Theni.

37.10 BENEFICIARIES UNDER MOZHI KAVALAR PENSION SCHEME

Sl. No.	Taluk	No. of Beneficiaries (@ Rs. 1500 per Head/ Month)
1.	Theni	1
2.	Periyakulam	1
3.	Andipatty	1
4.	Bodi	1
5.	Uthamapalayam	55
Total		59

Source: District Treasury, Theni.

37.11 BENEFICIARIES UNDER NALINTHA KALAIGAR PENSION SCHEME

Sl. No.	Taluk	No. of Beneficiaries (@ Rs. 500 per Head/ Month)
1.	Theni	14
2.	Periyakulam	10
3.	Andipatty	25
4.	Bodi	6
5.	Uthamapalayam	14
Total		69

Source: District Treasury, Theni.

[Top](#)

38. SANITARY SERVICES

38.1 No. of Sanitary Workers engaged in Sanitation, Garbage and Sewage disposal and other particulars.

No. of Workers engaged in Sanitation 1.	No. of Garbage and Sewage disposal 2.	Other connected works related with sanitation 3.
1070	6677	250

Source: Concerned Municipal , Town panchayat and village panchayat Offices

38.2 NO. OF VEHICLES ENGAGED IN SANITARY SERVICES

Sl.No 1.	Name of the Block /Municipality 2.	No. of vehicles engaged in Sanitary Services 3.
1.	Theni	5
2.	Periyakulam	3
3.	Bodi	6
4.	Chinnamanur	3
5.	Cumbum	5
6.	Gudalur	4
7.	Spl Panchayat (22)	44

Source: Concerned Municipal Offices

[Top](#)

39. SCIENTIFIC AND RESEARCH SERVICE

39.1 INSTITUTIONS AND LABORATORIES ENGAGED IN RESEARCH WORK

Name and address of Institutions and Laboratories 1.	Type of Research Field 2.
PERIYAKULAM AGRI RESEARCH CENTER, PERIYAKULAM	Horticulture Crops

Source: Concerned Institutions

[Top](#)

40. STORAGE FACILITIES

40.1 LIST OF AGRICULTURAL AND NON-AGRICULTURAL STORAGE GODOWNS

Name and address of Agricultural Godowns 1.	Name of address of Non-Agricultural Godowns 2.
1. Food Corporation of India	--
2. Tamil Nadu Ware Housing Corporation Ltd.	Sukkuvadampatti, Theni.
Tamil Nadu Civil Supplies Corporation Ltd.	Theni,Uthamapalayam,Periyakulam,Bodi& Andipatty.

Source: District Warehousing office.

40.2 LIST OF COLD STORAGE AND GODOWNS

Sl.No. 1.	Name and address of the cold storage 2.
--------------	--

[Top](#)

41. TEXTILES

41.1 No. of Ginning, Spinning and Weaving mills

Sl.No	Name of the District	No. of Ginning mills	No. of Spinning mills	No. of Weaving mills
1	2	3	4	5
1.	THENI	27	19	30

Source: Inspector of Factories, theni,

41.2 QUANTUM OF PRODUCTION DURING THE YEAR.

Ginning Mills production	Spinning mills production	Weaving mills Production
1.	2.	3.
-----N.A.-----		

Source: Concerned office

[Top](#)

42. TRADE AND COMMERCE

42.1 NO. OF MAJOR AND MINOR TRADE AND COMMERCIAL ESTATE

No. of major Trade 1.	No. of minor Trade 2.	No. of Commercial estate 3.
237	83	395

Source: Secretary, Market Committee, Theni

[Top](#)

43. Transport

43.1 LENGTH OF ROADS (IN KILOMETRES)

Surfaced Roads				Unsurfaced Roads 5.	Grand Total 6.	Remarks 7.
Cement Concrete 1.	Bituminous 2.	WBM& Metal 3.	Total 4.			
--	162.70	--	162.70	--	162.70	National Highways Road
--	725.770	--	725.770	--	725.770	State Highways &(RW)
--	646.70	163.81	810.51	184.35	994.86	P.U.Roads

Source: Respective District Heads of Departments

43.2 ROAD ACCIDENTS

Year : 2005-2006

Sl.No. 1.	Name of the Bock 2.	Total Number of Accidents 3.	No. of persons injured 4.	Number of persons killed 5.
1	Theni District	776	1154	141

Source: Commissioner of Police & Superintendent of Police, Theni.

43.3 REGISTERED MOTOR VEHICLES-2005-2006

Commercial							
Stage carriage		Auto-rickshaw	Ordinary Taxi	Motor Cab	Maxi Cab	Omni Buses	Private Station Vehicle & others
Public	Private						
1.	2.	3.	4.	5.	6.	7.	8.
-	18	306	-	32	16	8	-

Table 43.3 Contd.

Commercial									
School Bus	Ambulance	Fire Fighter	Light Commercial Vehicle	Lorry		Articulated Vehicle		Tractor Trailer	Total
				State Permit	National Permit	State Permit	National Permit		
(9)	(10)	(11)	(12)	(13)	(14)	(15)	(16)	(17)	(18)
14	-	-	322	140	25	-	-	5	886

Table 43.3 Contd.

Non-Commercial Vehicles						
Motor Cycle	Scooter	Moped	Tri-Cycle Auto	Motor Car	Jeep	Station Wagon
(19)	(20)	(21)	(22)	(23)	(24)	(25)
4148	279	1701	-	314	-	-

Table 43.3 Contd.

Non-Commercial Vehicles						
Tractor	Three Wheeler	Four Wheeler	Road Rollers	Others	Total	Grand Total
(26)	(27)	(28)	(29)	(30)	(31)	(32)
352	-	-	-	306	7100	7986

Source: R.T.O Office Periyakulam for District as a whole.

43.4 TRANSPORT CORPORATIONS

Sl. No. (1)	Name of the Corporations (2)	Year of Formation (3)	Headquarter (4)	District covered (5)	No.of buses as on 31 st March (6)
1.	Tamilnadu State Transport Corporation (Mdu) Limited, Dindinugal Region	1.4.1986	Dindigul	Dindigul and Theni	759

Source: Tamil Nadu State Transport(Madurai)Ltd, Dindigul

43.5. SELECT INDICATORS ON OVERALL PERFORMANCE OF STATE TRANSPORT CORPORATIONS

Sl. No. (1)	Item (2)	Name of the Transport Corporation (3)	Name of the Transport Corporation (4)
1.		Tamilnadu Transport Corporation (MDU DVN-IV) Dindigul	
2.	Fleet Strength	759	
3.	Kilometers operated carried per day (in lakhs)	3.38	
4.	Number of passengers carried per day (in lakhs)	6.74	
5.	Fleet Utilisation (Percentage)	97.07	
6.	Kilometers efficiency (Percentage)	105.90	
7.	Kilometers run per litre of diesel		
	a) City / Town	5.22	
	b) Mofussil	5.13	
8.	Number of routes (As on day)	337	
9.	Number of New routes introduced during the year	3	
10.	New villages benefited during the year	11	
11.	Benefited village population (in lakhs)	0.05	
12.	Staff strength	4959	
	Number of New Buses Purchases	96	

Source: General Manager, TNSTC (Mdu DIV-IV), Dindigul and TheniBranch

43.6 RAILWAY LINES AND STATIONS

Year: 2005-2006

Item (1)	Broad Gauge (2)	Meter Gauge (3)	Broad Gauge & Meter Gauge (4)	Total (5)
1. Route Length (in Km.)	--	41.09	--	41.09
2. Tract Length (in Km.)	--	41.09	--	41.09
3. Number of Railway Stations	--	3	--	3

Source: Concerned Railway Station.

43.7 PORT DEVELOPMENT

1. Major Ports
 2. Intermediate ports
 3. Minor ports
- Vessels entered and Cargo handled
- Not Applicable
-

Name of the Port 1.	Vessels entered 2.	Cargo handled 3.
Major Ports: 1. Chennai 2. Tuticorin		
Intermediate Ports 1. Cuddalore 2. Nagapattinam		
Minor Ports 1. Kilakarai 2. Rameswaram 3. Pamban 4. Colachal 5. Kanniyakumari 6. Valinokkam * Including Transshipment, Cargo and Container cargo		
	-----Not Applicable-----	-----Not Applicable-----

43.8 AIR PORTS

Year: 2005-2006

Sl. No. (1)	Airport (2)	Passengers (in '000')			
		Embarked (3)	Disembarked (4)	Transit (5)	Total (6)
1.	<u>DOMESTIC AIRPORT</u>				
Not Applicable					

43.9 PRIVATE TRANSPORT OPERATIONS

Year: 2005-2006

Sl.No. (1)	Name of the Transport Operations (2)
1.	Thiru.K.A.R.Gunasekaran,Periyakulam.
2.	„ K.A.Rathinam, „
3.	„ K.R.Ravindran, „
4.	„ M.Abdulkader, „
5.	„ S.Balasubramanian, „
6.	„ S.Shanmuganathan, „
7.	„ K.A.S.Murugesan, „
8.	Tmt Santhi, „
9.	„ Indra „
10.	Thiru S.Jayaraman, „
11.	Tvl Indian Roadways, „
12.	Thiru S.Karuppiah,, „
13.	„ K.S.Sethupathi, „
14.	„ R.Balasubramanian,P.C.Patti,Theni.
15.	„ M.Rajendran, Theni.
16.	Tmt. R.Suanthi, „
17.	Tvl. Sait Roadways, „
18.	„ Fathuma Roadways, „
19.	„ Fathuma Bus Service, „
20.	Thiru. O.N.Natarajan, P.C.Patti,Theni.
21.	Tvl. Vignesh Roadlines, „
22.	Thiru. R.Parthiban, Periyakulam.
23.	„ R.Muthusamy, „
24.	Tvl. Thirumalagu Transport, Theni.
25.	Thiru. M.Rajendran, Dindigul.
26.	„ R.Marikuthu, „
27.	Tmt. B.Devikarani, Theni.
28.	„ Rasalin Malathi, „
29.	„ Kalakarmegam, Madurai.
30.	Thiru. A.S.Ganesan, Cumbum.
31.	„ K.Pandian, Periyakulam.
32.	Tvl. G.R.V.Roadways, Theni.
33.	„ Dindigul Cumbum Trvels, Dindigul.
34.	„ Madurai Meenmakshi Transport,Usilampatti.
35.	„ Chellam Roadways, Periyakulam.
36.	Thiru. C.J.Hamnath, „
37.	Tvl. Jayaraj Roadways, „
38.	„ Kodaikal Motors, „
39.	„ J.Jayathilagar, „
40.	„ Prince of peace „
41.	„ Yes Gee Jay, „
42.	„ Vimala Chelldurai, „

43.	„ K.Meenakshisundram, Trichy.
44.	„ N.Arun, Karur.
45.	Tmt. Noorjakan Beevi, Periyakulam.
46.	Tvl.Fathuma Roadlines,Theni
47.	Thiru.P.Pitchai,Periyakulam.
48.	Thiru.S.balasubramaniam,Periyakulam.
49.	Thiru.T.Mohd.Saleem,Northavani MoolaStreet,Madurai-1.
50	R.Sugunadevi, Theni
51	M.Sanathi, Periyakulam
52	KRR, Madurai
53	C.Uthugasamy, Palanichettyatti
54	Vignesh Road Ways, Periyakulam
55	Yes Gee Yay, periyakulam and Madurai

Source : RTO .Periyakulam

[Top](#)

44 Tourism

44.1 PLACES OF TOURIST ATTRACTION

Year: 2005-2006

Sl.No (1)	Tourist Place (2)
1	Vaigai Dam
2	Suruli Falls
3	Bodi Mettu
4	Kumbakarai Falls
5	Megamalai Water Falls (Chinna Suruli)
6	High wavys

44.2 LIST OF PLACES OF WORSHIP

Year: 2005-2006

Sl.No. (1)	Places of Worship (2)
1	Arulmigu Gowmariamman Temple, Veerapandi.
2	Arulmigu Saneeswaran Temple, Kuchanur.
3	Arulmigu Suruliandavar Koil, Suruli Falls..
4	Sri Mavoothu Vellappar Koil, Theppampatti.
5	Veerappa Iyannar Temple, Theni-Allinagaram.
6	Arulmigu Kalagasthiswarar Gnanambal Temple @ Uthamapalyam
7	St.Xaviear Church @ Rayappan patti near Uthamapalayam

44.3 LIST OF HOTELS AND RESTAURANTS

Year:2005-2006

Sl.No (1)	List of Hotels (2)	List of Restaurants (3)
1	New Everest,Theni.	New Restaurant - Theni.
2	New Vasantham,Theni.	New Everest,Theni.
3.	Sri pandiyan,Theni.	Athithya,Theni.
4.	Nagar,Theni.	Vasantham,Theni.
5	Sri Prakash,Theni.	Sankar,Theni.
6	Sri Senthilkumar	Pandiyan,Theni.
7	Hotel,Andypatti.	Vijay Nivas,Theni.
8	Saravana Bhavan,Andypatti.	Anjana,Theni.
9	Anandha,Andypatti.	Vaigai,Theni.
10	New Vijaya Bhavan,Bodi.	Ajantha,Theni.
11	Alankar,Bodi.	Asoka,Theni.
12	I.J.Hotel,Bodi.	New Vijaya Bhavan.
13	Vasantha,Bodi.	New Aryabhavan,Bodi.
14	Thalavai Hotel,Bodi.	New Pankajabavan,Bodi.
15	S.P.S.Hotel,Bodi.	Sri Victoria,Bodi.
16	Siva,Periyakulam.	New Woodlands,Periyakulam.
17	Noor,Periyakulam.	Regupathivilas,Periyakulam.
18	M.S.P.,Periyakulam.	Gugrathur Hotel,Periyakulam.
19	Rajendra,Periyakulam.	Aryabhavan,Periyakulam.
20	R.R.,Cumbum.	New Lakshmi lunch
21	K.N.P.,Cumbum.	Home,Chinnamanur.
	Indrra deluxe,Cumbum.	Sri Vicknesh,Chinnamanur.
		Shanmuga mess,Chinnamanur.
		Singapore mess,Uthmapalayam.
		Hotel Bell.,Uthmapalayam.
		Thambees,Uthamapalayam.
		Rajab Mess,Uthamapalayam.
		Sri Kumar Hotel,Cumbum.
		Lakshi lunch home,Cumbum.

		Hotel Uduppi,Cumbum. Tambees,Cumbum.
--	--	---

President: Association of hotel Owners. Theni

44.4 LIST OF TRAVEL AGENTS

Year: 2005-2006

Sl.No. (1)	List of Travel Agents (2)
1.	Reshigash Travels, Theni
2.	Renga Travels, Theni

Source: RTO OFFICE, Periyakulam

44.5 TRAIN AND AIR SERVICE TIMINGS

Year : 2005-2006

Train No.	From	To	Day	Arrival	Dept.
613	Theni	Bodi	Daily	10.00A.M.	10.05 A.M.
614	Theni	Madurai	„	11.30 A.M	11.35 A.M.
617	Theni	Bodi	„	15.50P.M	15.53P.M.
618	Theni	Madurai	„	18.00.P.M..	18.05P.M

AIR TIMINGS

Sectors	Flight No.	Dep.	Arr.	Frequency
-----Not Available-----				

[Top](#)

45. VITAL STATISTICS

45.1 BIRTHS AND DEATHS REGISTERED

Year: 2005-2006

Sl.No. (1)	Name of the District (2)	Live Births Registered (3)	Deaths Registered (4)	Infant death Registered (5)	Still Birth Registered (6)	Maternal Death Registered (7)
1.	THENI	19810	7609	388	288	22

Source: DD Health, Theni

45.2 BIRTH, DEATH AND INFANT MORTALITY RATES

Year: 2005-2006

Birth (1)	Death (2)	Infant Mortality (3)	SBR (4)	MMR (5)
16.9/1000	6.5/1000	19.5/1000	14.3/1000	1.1/1000

Source: DD Health, Periyakulam.

45.3 DEATH BY CAUSES

Year: 2005-2006

Sl.No. (1)	Name of the Causes for Death (2)	No.of the Death (3)
1	Fever	-
2	Respiratory	24
3	Suicide	129
4	Maternal Death	8
5	T.B	6
6	Jaundice	1
7	Cancer	-
8	Heart Diseases	82
9	Paralysis	2
10	Ulcer	1
11	Killed by Wild animals	-
12	Wounds and Accidents	130
13	Diabetes	11
14	Others	71
	Total	465

[Top](#)

46. VOLUNTARY SERVICES

46.1 LIST OF VOLUNTARY SERVICES AVAILABLE IN THE DISTRICT FOR THE DEVELOPMENT OF RURAL AND URBAN POPULATION

Year: 2005-2006

Sl.No (1)	List of Voluntary Service (2)
1	Seva Nilayam ,Rajadhani-Andipatti
2	Mahalir Munnetra Sangam, Indira Nagar, Chinnamanur
3	A.H.M.Trust, B.Dharmathupatti, Bodinayakanur
4	Vidiyal, Rasingapuram- Bodinayakanur
5	SRDPE, Theni
6	Maitri Society, Koduvilarpatti, Theni
7	Literates Welfare Association-(LAW) Kadamaligundu
8	Vaigai Mahalir Iyakkam, Andipatti
9	CHANARD, T.Kallipatti
10	St.Joseph Dev. Trust , Genguvarpatty, Periyakulam
11	GREEN, Samykulam, II Street, Chinnamanur
12	VSSS Manalathukudisai, Myladumparai
13	SARWODEP, Jeyaraj Annackiam College for Women, Periyakulam
14	Community Development Centre, Devadanapatti, Periyakulam
15	NYK, Theni
16	Mahasakthi, Sarathupatty
17	Ainjal, Andipatti
18	Ilayakad, Bodi
19	REEDOW, Chinnamanur.
20	NESAM, Thamaraikulam

21	RUWED Trust, Sankarapuram
22	TEAM, Uthamapalayam
23	IDEAL, G.Kallupatti

Source: PO, Mahalir Thittam, Theni

[Top](#)

47. WATER WORK AND SUPPLY

47.1 NO. OF SCHEMES OPERATED IN THE DISTRICT

Year: 2005-2006

Sl.No (1)	Name of the Schemes (2)	No.Of programmes In the scheme
1	Cumbum Vally	Maintenance only
2	Kokilapuram	
3	Odaipatti	
4	T.Sinthalaicherry	
5	Kamarajapuram	
6	Govindapuram	
7	Sillamarathupati	
8	Thadicherry	
9	Onchampatti	
10	Vallalnathi	
11	Arappadithevanpatti	
12	Government Medical College	
13	Myladumparai	
14	Kumanathozhu	
15	Lakshimipuram	
16	Sankarapuram	
17	Kombai	
18	Jankalpatti	
19	Veppanpatti	
20	Kovilparai	
21	Palacombai	
22	Thenkarai	

Source: E.E.TWAD Board, Theni

47.2 NO.OF WORKERS ENGAGED IN THE WATER WORKS AND SUPPLY

Year: 2005-2006

Sl.No. (1)	Name of the Schemes (2)	No.of Workers engaged in water works and supply (3)
1	Cumbum Valley	8
2	Odiapatty	--
3	Gokilapuram	2
4	T.Sindalacerry	5
5	Sankarapuram	--
6	K.P.T	2
7	Kamarajapuram	--
8	Govindanagaram	7
9	Sillamarathupatti	9
10	Thadicherry	6
11	Ujampatti	1
12	Vallalnathi	9
13	Arapadithevanpatty	--
14	Myladumparai	2
15	Kumanantholu	--
16	Lakshimipuram	6
17	Jangalpatty	1
18	Veppampatty	--
19	Palakombai	--
20	Kovilpatty	2
21	Government Medical College	3
22	Thenkarai	5

Source: TWAD Board, Theni

47.3 NO.OF HOUSE CONNECTIONS, FOUNTAINS

Year: 2005-2006

Sl.No. (1)	Name of the Blocks / Municipalities (2)	No.of House water connections (3)
1	Panchayat Union-8	22219
2	Spl Panchayat-22	24014
3	Municipalities- 6	41049
	TOTAL	87282

Source: Concerned Panchayat Union, Town Panchayat, and Municipalities.

[Top](#)