



# Monthly Weather Summary

## The Weather of October 2006

### **Another very mild month; sunny but mostly wet**

After the warmest September on record in places, October was another very mild month, with mean air temperatures close to two degrees higher than normal for the 1961-90 period. These mild conditions were associated with south to southwesterly winds which prevailed across Ireland during most of the month, but which also brought spells of heavy rain at times, leading to flooding locally. It was the warmest October since 2001 at most stations, but the warmest since 1969 at both Valentia Observatory and Belmullet.

Although there were no exceptionally high maximum values recorded, temperatures were consistently high throughout the month. There was no air frost recorded, while ground frost was confined mainly to inland areas on between 3 and 7 days during the month. Rainfall totals for October were near normal in western areas, but it was a relatively wet month in parts of the east and south, with percentage of normal values around 50% higher than normal in places. Although there were between 18 and 23 wetdays recorded in some western and northern areas (days with 1mm or more rainfall), rainfall was relatively light on many of these days. Widespread heavy rain fell on the 5th, however, as well as in the period 10th/11th, on the 17th and particularly on the 25th, when falls of between 25 and 40mm in many places led to localised flooding, especially in the southeast. Valentia Observatory recorded its wettest October day for 29 years on the 25th with a fall of 55mm. Despite mainly dull weather during the second half of the month, sunshine totals for the month overall were above normal everywhere. Although not completely dry, the period between the 9th and 14th was particularly sunny.

**1st to 11th:** The month began with low pressure over Ireland; although centred to the west of the country on subsequent days, low pressure remained the dominant influence for the remainder of this period. Rain or showers were recorded each day, with heaviest falls on the 5th and overnight on the 10th/11th. Despite this, the period was also a sunny one, especially between the 9th and 11th, while temperatures were above normal each day. Winds were relatively light at first, but reached gale force in places on the 6th.

**12th to 16th:** High pressure to the east of the country brought mostly dry weather, with light to moderate southerly winds, backing southeasterly later in the period. Temperatures remained above normal. After mostly clear weather up to the 14th, cloud increased subsequently and mist or fog became widespread.

**17th to 31st:** Low pressure again dominated Ireland's weather, bringing a return to wet and sometimes windy conditions. Rain or showers were thundery over southern counties at first, while all areas received a spell of heavy rain on the 25th as a frontal system moved northwards over Ireland. Most of this period was dull, with widespread mist or fog at times. Although daytime temperatures were lower than earlier in the month, they remained slightly above normal for October on most days.

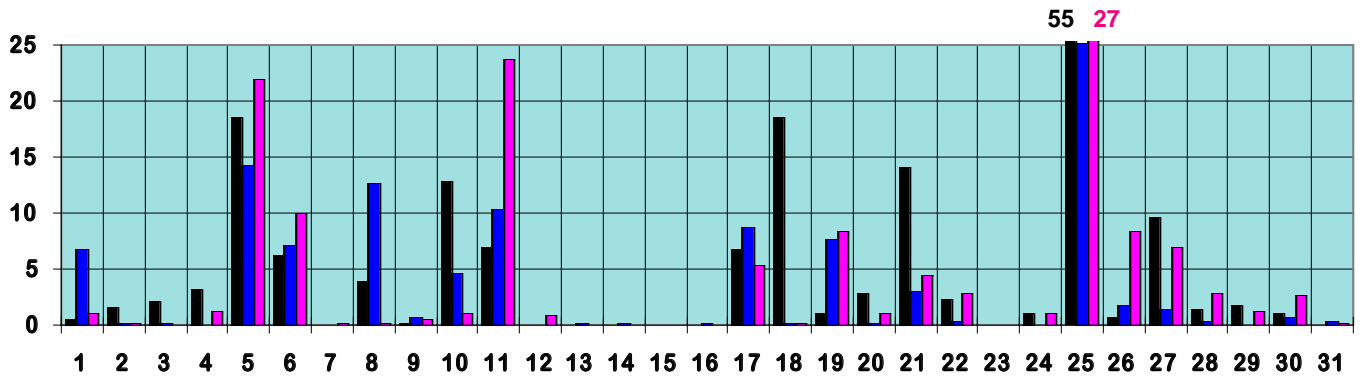
**Wind and elements:** Mean windspeeds for the month were between 6 and 10 knots at most stations (11 and 19 km/hour) and up to 15 knots (28 km/hour) at Malin Head, close to normal for October. The highest gust, 58 knots (107 km/hour), was measured at Malin Head on the 31st. Thunderstorms were recorded on the 1st, 10th, in the period 16th to 19th and on the 21st and 30th. There were no reports of hail. Fog was frequent during the second half of the month and it was widespread in the periods 16th to 20th and 25th to 30th.

### **Extreme values**

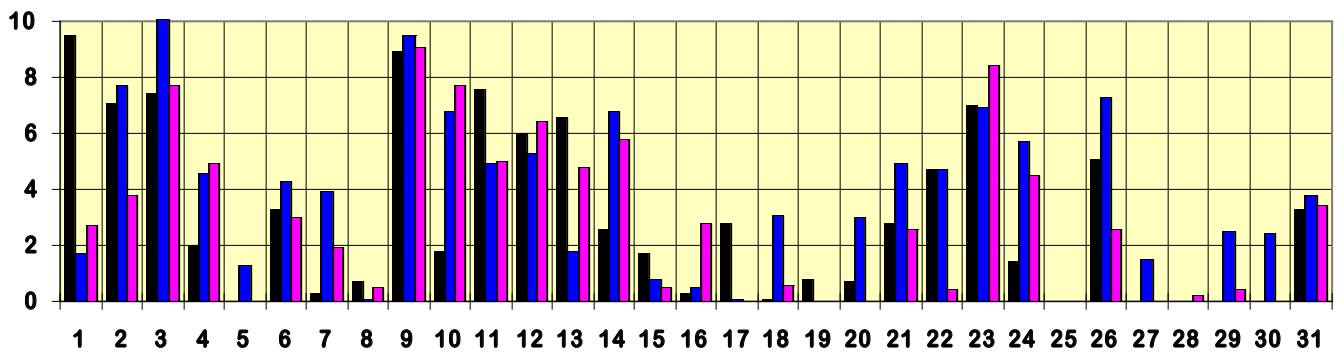
|                    |  |
|--------------------|--|
| <b>Rainfall</b>    | Highest total: 188mm at Cork Airport<br>Lowest total: 87mm at Casement Aerodrome<br>Highest daily rainfall: 55.3mm at Valentia Observatory on 25th ( <i>its highest October daily fall since 1977</i> )  |
| <b>Temperature</b> | Highest mean monthly temperature: 13.5°C at Valentia Observatory ( <i>its warmest October since 1969</i> )<br>Lowest mean monthly temperature: 10.6°C at Knock Airport ( <i>its warmest October since records began there in 1997</i> )<br>Highest temperature: 18.9°C at Belmullet on 13th<br>Lowest air temperature: 1.3°C at Kilkenny on 10th<br>Lowest grass minimum temperature: -3.4°C at Birr on 31st |
| <b>Sunshine</b>    | Highest monthly total: 116 hours at Dublin Airport ( <i>its sunniest October since 2000</i> )<br>Lowest monthly total: 90 hours at Clones and Cork Airport<br>Highest daily sunshine: 10.1 hours at Dublin Airport on 3rd ( <i>its sunniest October day since 1994</i> )   |

# October 2006 Daily values at selected synoptic stations

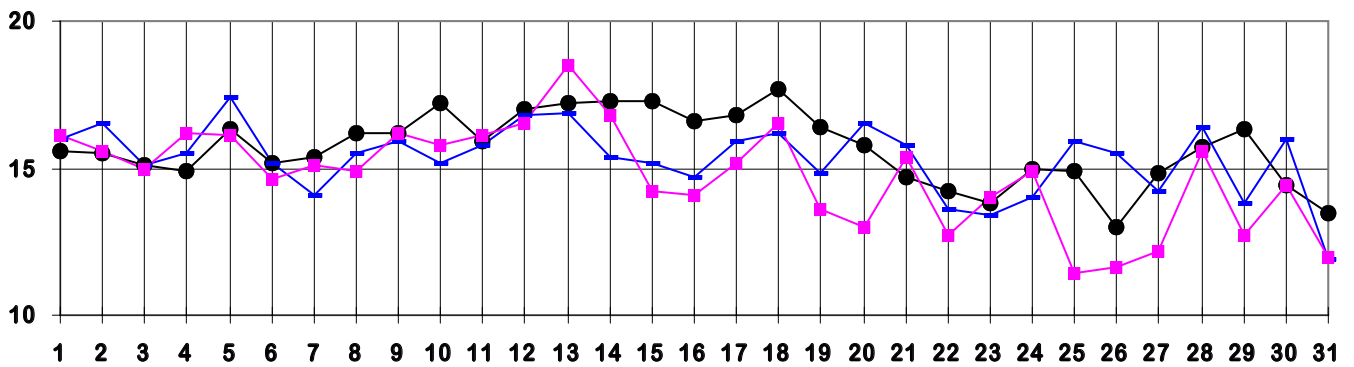
## Rainfall (mm)



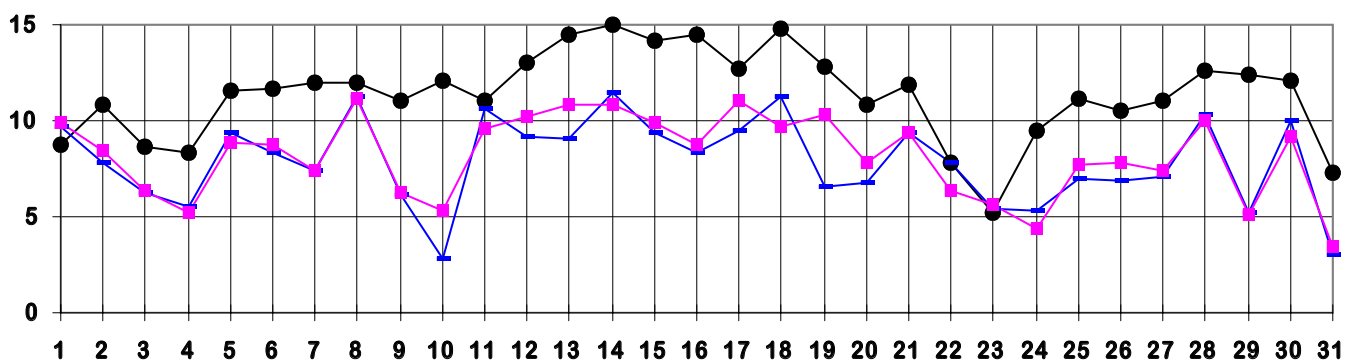
## Sunshine (hours)



## Maximum temperature (°C)



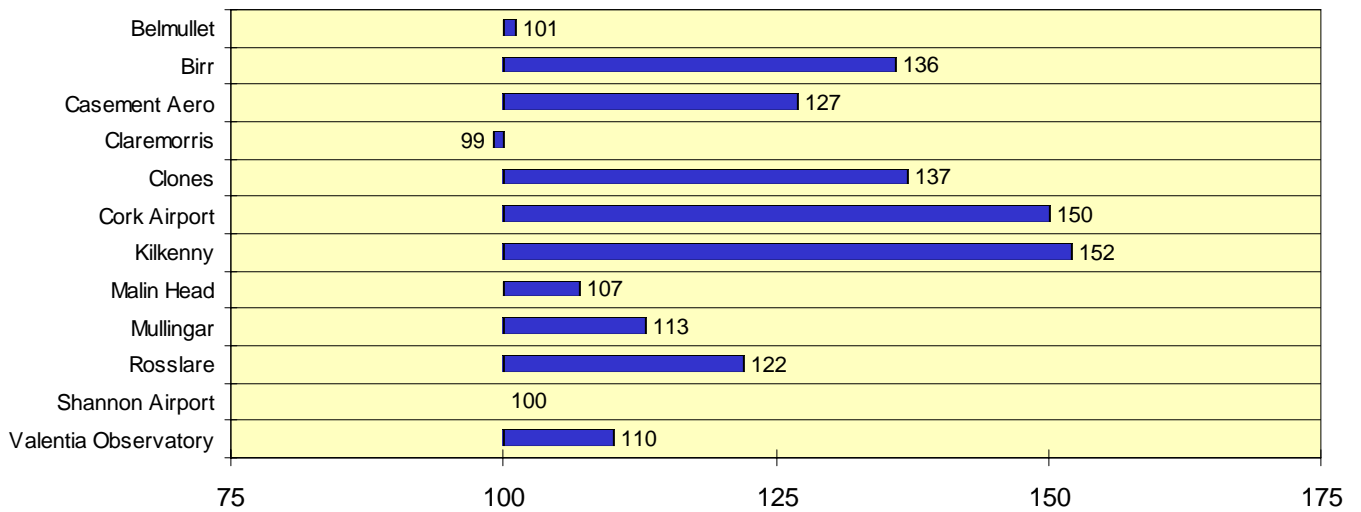
## Minimum temperature (°C)



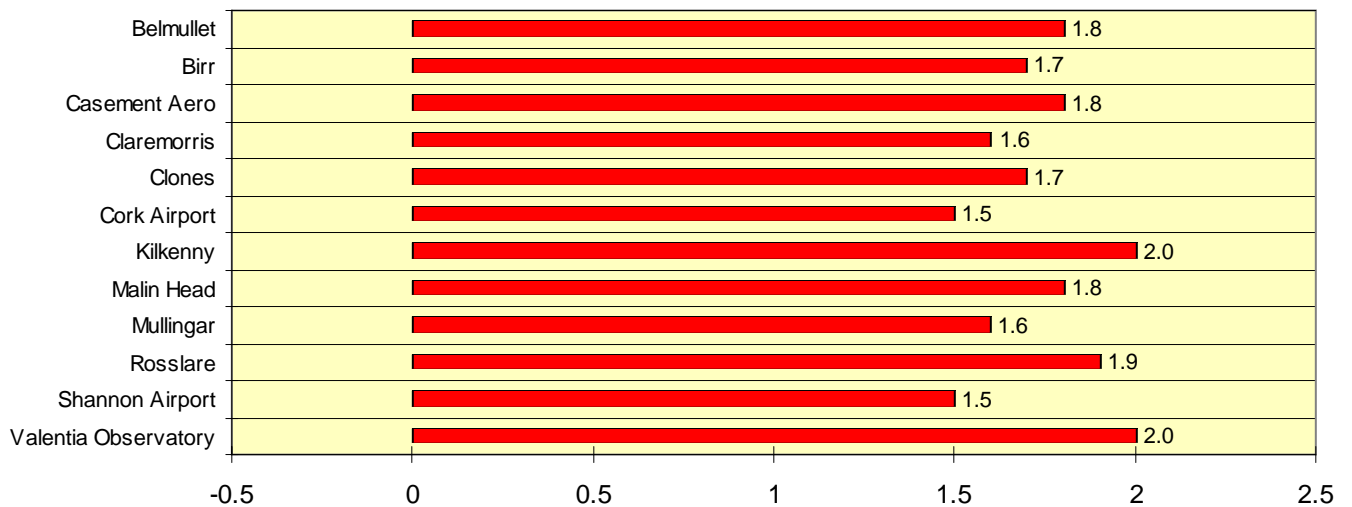
● Valentia Observatory      - Dublin Airport      ■ Clones

# October 2006 Percentage / Difference from 1961-90 monthly normals

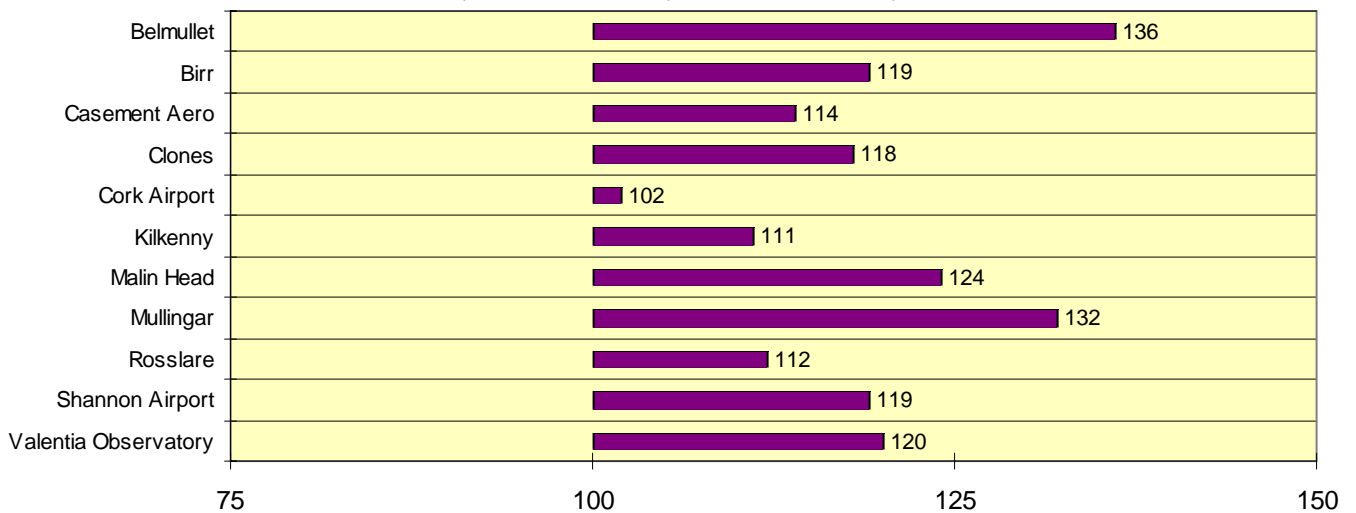
## Rainfall (% of normal for period 1961-1990)



## Temperature (°C difference from normal for period 1961-1990)



## Sunshine (% of normal for period 1961-1990)



Issued by the Climatology and Observations Division of Met Éireann on 1st November 2006

This report is based on preliminary data from the synoptic weather stations operated by Met Éireann

A detailed summary is available in the **Monthly Weather Bulletin**

For more information, contact Met Éireann at 01-8064200 or e-mail: [climate.enquiries@met.ie](mailto:climate.enquiries@met.ie) website: [www.met.ie/climate](http://www.met.ie/climate)