

Population et ménages

Population étrangère

La Direction générale Statistique et Information économique propose des informations statistiques impartiales. Les informations sont diffusées conformément à la loi, notamment pour ce qui concerne leur confidentialité.

Nous classons les statistiques en huit domaines :

- Généralités
- Territoire et environnement
- Population
- Société
- Économie et finances
- Agriculture et activités assimilées
- Industrie
- Services, commerce et transports

Tous droits de traduction, d'adaptation, de reproduction par tous procédés, y compris la photographie et le microfilm sont soumis à autorisation préalable de la Direction générale Statistique et Information économique. Toutefois, la citation de courts extraits, à titre explicatif ou justificatif, dans un article, un compte-rendu ou un livre, est autorisée moyennant indication claire et précise de la source.

Éditeur responsable : Fernand Sonck

© 2004, **DIRECTION GÉNÉRALE STATISTIQUE ET INFORMATION ÉCONOMIQUE** | éditeur
B-1000 Bruxelles – 44 rue de Louvain

Population et ménages

Population étrangère au 1.1.2004

Sommaire

Introduction et méthodologie

| | |
|---|----|
| Avant-propos..... | 2 |
| Le mouvement de la population et les migrations en 2003 | 3 |
| Liste des codes pays utilisés | 10 |

Population par commune (pays les plus représentés)

| | |
|---------------------------------|----|
| Population par nationalité..... | 12 |
|---------------------------------|----|

Population par province (détail des pays)

| | |
|---|-----|
| Population par pays de nationalité et groupe d'âges..... | 66 |
| Proportion d'étrangers (<i>cartogramme</i>)..... | 126 |
| Proportion des étrangers non UE (<i>cartogramme</i>)..... | 127 |
| Population par pays de nationalité, sexe et état civil..... | 128 |

Population étrangère par commune

| | |
|--|-----|
| Population étrangère par état civil et sexe..... | 160 |
| Population étrangère par sexe et groupe d'âges | |
| Hommes et femmes | 172 |
| Hommes | 196 |
| Femmes | 220 |

Population étrangère par sexe, état civil et âge - Par province

| | |
|--|-----|
| Population étrangère par sexe, état civil et âge | 246 |
| Pyramides des âges par état civil..... | 276 |

Introduction et méthodologie

Avant-propos

Dans un souci de rationalisation et afin de mieux informer le public, l'I.N.S publie dorénavant un plus grand nombre de statistiques obtenues à partir du Registre national. C'est ainsi que la brochure annuelle sur le mouvement de la population au cours de l'année précédente et sur les chiffres de population au 1er janvier de l'année en cours a été remplacée par 3 brochures :

- ◆ Population totale et population belge au 1er janvier de l'année en cours;
- ◆ Population étrangère au 1er janvier de l'année en cours;
- ◆ Mouvement de la population de l'année précédente et migrations.

La première brochure contient des tableaux de la répartition de la population totale par sexe, âge et état civil jusqu'au niveau communal. Les mêmes tableaux ont été établis pour la population belge. Un tableau donne la superficie et la densité de population de chaque commune. Cette brochure est complétée par les pyramides d'âge de la population totale et de la population belge jusqu'au niveau provincial. Enfin, la proportion des moins de 18 ans et des plus de 60 ans ainsi que la densité de la population sont illustrées par des cartes.

La deuxième brochure classe la population étrangère selon la nationalité, le sexe, l'état civil et l'âge. Plusieurs tableaux sont établis jusqu'au niveau communal. Des pyramides donnent la proportion de Belges et d'étrangers à chaque âge et la structure d'âge de la population étrangère par état civil. Les proportions du total des étrangers d'une part, et des étrangers non-UE d'autre part, dans la population totale sont reflétées par des cartes.

La troisième brochure reprend les tableaux donnant le détail du mouvement de la population totale, de la population belge et de la population étrangère aux niveaux de la commune, de l'arrondissement, de la province et de la région. Dans la partie sur les migrations figurent des tableaux sur les entrées et sorties de migrants en Belgique. Les immigrations, les émigrations et les soldes migratoires par commune sont distingués dans différents tableaux suivant l'origine et la destination, les groupes d'âges et des groupes de nationalités.

Le mouvement de la population et les migrations en 2003

Méthodes et définitions

1. Introduction

Depuis 1988, les données des personnes physiques sont calculées sur base du Registre national.

Le Registre national, informatisé et géré en temps réel, centralise les données des registres de la population relatives à tous les citoyens résidant dans le pays - naissances, décès, changements de lieu de résidence, mais aussi mariages, etc - ainsi que certaines caractéristiques, telles que la nationalité, la date de naissance...

Il est donc possible, par la mise en corrélation des informations, d'en déduire des statistiques très fines, telles que, par exemple, les migrations internes selon la provenance ou la destination et la nationalité, selon l'âge, etc.

Le caractère informatisé signifie également qu'il est possible de produire les statistiques en ne mettant en oeuvre que des moyens relativement modestes, ce qui intéresse au premier chef le producteur de statistiques - confronté à des contraintes sévères sur ce plan - mais qui, pour l'utilisateur, se traduira aussi par des délais réduits, une fois la période de rodage terminée, nonobstant l'accroissement des données produites.

Par la gestion en temps réel, il n'est plus possible de maintenir pendant dix ans des erreurs commises au recensement ou à n'importe quel relevé annuel (par exemple oubli d'imputer un certain nombre d'immigrations). Les corrections se feront dès le constat des erreurs.

2. Méthode utilisée

Le Registre national des personnes physiques centralise au départ des registres de population des communes un certain nombre d'informations.

Les événements sont enregistrés successivement, dans l'ordre chronologique, et ne sont pas effacés.

Il ne s'agit donc pas de situations à un moment donné (liste des personnes résidentes, mariées, etc.) mais de tous les historiques. Les situations de la population à un moment donné peuvent être déduites de ces historiques.

L'ensemble de la population de droit est répertorié, ce qui correspond au contenu des registres de la population des communes additionné des étrangers qui ne sont pas repris dans ceux-ci. Le personnel diplomatique étranger résidant en Belgique reste toutefois exclus.

Aux termes de l'article 24 quater de la loi du 4 juillet 1962 relative à la statistique publique, modifiée par la loi du 1er août 1985 et la loi du 21 décembre 1994 portant des dispositions sociales et diverses, le Registre national met à la disposition de l'I.N.S., pour les tâches qui relèvent de sa compétence (c'est-à-dire à des fins d'exploitation statistique), les informations suivantes :

- ◆ les nom et prénoms
- ◆ le lieu et la date de naissance
- ◆ le sexe
- ◆ la nationalité
- ◆ la résidence principale
- ◆ le lieu et la date du décès
- ◆ la profession
- ◆ l'état civil
- ◆ la composition du ménage

Ces données sont gérées en temps réel. Le délai écoulé entre un événement et son enregistrement par le Registre national est la somme du délai autorisé pour la déclaration à la commune - variable selon la nature de l'événement - et du temps nécessaire à la transmission au Registre national.

Dans la pratique, la plus grosse partie des mouvements sont enregistrés endéans une période variant de 4 à 6 semaines. Pour des raisons diverses, on constate des délais de durée supérieure notamment en ce qui concerne les naissances et les décès de la population de droit ayant eu lieu en dehors de la commune et plus encore à l'étranger. Il en est de même pour les sorties de la commune qui doivent faire l'objet d'une déclaration dans la nouvelle commune d'arrivée. Compte tenu de ces quelques inévitables rectifications tardives, la situation au premier janvier de chaque année est communiquée par le Registre national dans la configuration telle qu'elle se trouve fin mars. On suppose de la sorte que la quasi-totalité des données de l'année précédente y ont été consignées. Cela impliquera néanmoins l'existence d'une colonne dénommée "ajustement statistique" dans les tabulations statistiques décrivant le mouvement de la population.

C'est sur la base de cette copie des données du Registre national transmise à la fin mars que l'INS déduit à l'aide de programmes adéquats, le mouvement de la population et les différentes tabulations relatives aux migrations pour l'année précédente. L'INS produit en outre la situation démographique de la population au 1er janvier et au 31 décembre de l'année qui précède. Cette dernière démarche fournit des résultats annuels semblables à ceux d'un recensement classique de la population.

3. Qualité des données

3.1. *La qualité du chiffre issu du Registre national*

La qualité des résultats obtenus dépend de celle de chacun des maillons de la chaîne: registres communaux, transmission au Registre national, gestion par celui-ci, et traitement au niveau de l'I.N.S.

Les registres communaux constituent la base théorique de l'information, et doivent donc être considérés comme la meilleure source (sans qu'ils soient parfaits pour autant).

Une surestimation de la population peut résulter à ce stade du maintien dans les registres de personnes ayant émigré à l'étranger. En effet, les communes ne contrôlent pas toujours la présence sur leur territoire des habitants inscrits.

Dans la mesure où la commune n'a pas connaissance de l'absence, il est évident que ses déclarations de mouvement à l'I.N.S. sont entachées des mêmes erreurs.

A l'inverse, particulièrement dans certaines communes urbaines, résident des personnes non déclarées, qui conduisent à une sous estimation.

La transmission au Registre national peut occasionner certains retards; il est peu probable que des erreurs stricto sensu y trouvent leur source, sauf peut-être dans les cas de sous-traitance de cette opération (et de la gestion informatique de la commune). Globalement, il apparaît après une période de lancement que la situation est satisfaisante et semble avoir été correctement assimilée.

Le passage au niveau du Registre national permet des corrections par la comparaison des informations provenant des différentes communes. Ainsi peuvent être éliminées des doubles

données, dues à l'enregistrement dans deux communes, et retrouvées dans une autre commune des personnes rayées d'office dans leur commune d'origine.

Un important travail d'épuration a été fait ces dernières années, essentiellement à la faveur du renouvellement des cartes d'identité. Le risque de double enregistrement a pratiquement disparu, sauf pour certains étrangers qui, lors de deux inscriptions successives, mentionnent un nom et une date de naissance différents.

Un important facteur de qualité des données du Registre national et par là des tableaux statistiques que nous en déduisons est sa transparence: les corrections se font sur le fichier au niveau des données individuelles, et sont donc clairement identifiables, ce qui n'était pas le cas des déclarations globalisées des communes. Une comparaison avec l'ancienne méthode de production des statistiques du mouvement de la population, méthode impliquant une collecte de données agrégées sous la forme de tableaux complétés par chacune des communes, a été publiée dans chacun des numéros des statistiques démographiques contenant le mouvement de la population des années 1988, 1989 et 1990.

3.2. L'ajustement statistique

La production de la statistique endéans un délai raisonnable implique l'exploitation du Registre national dans son état à une date donnée.

Afin de concilier au mieux rapidité et exactitude, il a été opté pour l'état du Registre national à la fin mars suivant l'année pour laquelle on analyse le mouvement de la population.

Des corrections sont toujours possibles dans le courant de l'année suivant l'événement concerné et plus spécifiquement après la fin mars, date de transmission de la copie du Registre national à l'INS. Dans ce cas, plutôt que de modifier à

une ou plusieurs reprises la situation de la population au 31 décembre de l'année qui précède, ces corrections seront regroupées sous la rubrique "ajustement statistique". Ce dernier doit donc être considéré comme le bilan positif ou négatif dû aux modifications apportées en cours d'année à propos des données relatives aux années antérieures. Ainsi si un décès ayant eu lieu en décembre 2002 n'a fait l'objet d'un enregistrement dans le Registre national qu'en avril 2003 après transfert de la copie à l'INS, ce mouvement est intégré avec d'autres en plus ou en moins sous la rubrique "ajustement statistique" du mouvement de la population de l'année 2003. De la sorte, la population publiée officiellement au 1er janvier 2004, à partir du mouvement de la population en 2003, sera la même que celle qui servira de base, une année plus tard, pour établir le mouvement de la population de l'année 2004.

3.3. Registre d'attente

La loi du 24 mai 1994 créant un registre d'attente pour demandeurs d'asile, entrée en vigueur le 1er février 1995, a ordonné leur inscription dans ce registre d'attente. L'article 4 de cette loi stipule que les étrangers inscrits au registre d'attente ne sont pas pris en compte pour la détermination du chiffre annuel de la population.

3.4. Appréciation de la qualité des données

En matière de jugement global de la qualité des données, il convient de noter qu'en Belgique, le total des inscriptions - ou des radiations - avoisine 1.500 par jour, dont 150 représentent des mouvements de ou vers l'étranger.

La liberté de circulation et la liberté d'établissement sont considérées en Europe comme droits des citoyens, et ont notamment pour corollaire des contrôles assez peu marqués du domicile réel et du passage aux frontières.

Dans ces conditions, il est difficile d'imaginer pouvoir atteindre pour le relevé de la population une précision supérieure.

Cette précision est d'ailleurs probablement une des meilleures du monde, avec celle des pays nordiques qui, comme la Belgique, gèrent un registre informatisé de la population en temps réel.

4. Remarques

4.1. Brochures sur la population totale et belge et sur la population étrangère

Rappelons que depuis la brochure donnant la situation au 1er janvier 1998, dans les tableaux par âge, le regroupement par classe d'âge est le suivant : 0-17, 18-64, 65 ans et plus, au lieu de 0-14, 15-64 et 65 ans et plus. Le nombre de personnes de 0 à 17 ans est souvent demandé et de toute façon le nombre de personnes de 0 à 14 ans peut facilement être obtenu en additionnant les 3 groupes d'âge 0-4, 5-9 et 10-14.

Dans la brochure relative à la population étrangère au 1er janvier 1999, la liste des pays a été revue pour tenir compte de nouvelles situations (scissions, nouvelles dénominations, pays candidats à l'Union européenne qui n'étaient pas repris précédemment).

4.2. Brochure sur le mouvement de la population et les migrations

Quelques précisions sur les termes utilisés sont fournies ci-après : Le migrant est défini comme une personne qui change de lieu de résidence habituelle.

La migration est le changement de lieu de résidence habituelle. Contrairement au terme précédent, la migration peut inclure plus d'un mouvement d'une personne pendant la période considérée, généralement l'année.

A partir de l'année 1997, si une personne a effectué sur l'année plusieurs migrations à l'intérieur d'une même commune, celles-ci sont toutes incluses dans les tableaux, ce qui n'était pas le cas précédemment.

Au niveau national, on parle couramment d'immigrations et d'émigrations alors qu'au niveau communal, ce sont les termes entrées et sorties qui sont utilisés en précisant s'il s'agit de mouvements internes avec une autre commune du pays, ou de mouvements externes avec un pays étranger. Dans les deux cas, la différence entre les immigrations et les émigrations ou celle entre les entrées et les sorties est dénommée bilan ou solde migratoire.

Les radiés d'office sont les personnes qui ont été radiées du registre de la population d'une commune après constat de leur départ et décision du collège échevinal. Pour des raisons diverses, une part non négligeable de ces radiés d'office font l'objet d'une réinscription dans la même commune ou dans une autre commune belge, et ce, endéans un délai variable. Si la réinscription prend place dans la même commune au cours de la même année que la radiation, cette dernière n'est pas prise en considération. Par contre, si elle a lieu une année suivante ou dans une autre commune, la personne sera comptabilisée comme réinscrite après radiation. Le détail des radiés d'office et celui des réinscrits tel qu'il vient d'être précisé apparaît dans les tableaux 00.83 et 00.87. Par contre, dans les autres tableaux, c'est le bilan des radiés d'office moins les réinscrits qui est intégré aux émigrations externes. Ceci traduit numériquement ce que l'on perçoit le plus souvent, à savoir que les radiés non réinscrits concernent principalement des étrangers retournés dans leur pays d'origine sans en avoir fait la déclaration à l'administration de leur commune. Il s'agit d'une hypothèse de travail assez plausible, hypothèse qui a été préférée à une autre qui

consisterait à ajouter les radiés aux émigrations externes et les réinscrits aux immigrations externes. Dans ce dernier cas de figure, on gonflerait le nombre d'immigrations quoique cela ne corresponde pas à des mouvements d'entrées réelles dans le pays.

Une nouvelle colonne "changement de registre" a été ajoutée au tableau 00.83. Il s'agit de personnes qui étaient déjà présentes en Belgique mais qui n'étaient pas reprises dans le registre

de la population. Il n'est donc pas question d'un mouvement naturel ni d'une immigration.

Dans les tableaux par âge, l'âge est celui qu'avait la personne au 31 décembre de l'année précédente (différence de millésime). Dans le tableau 83.04, aucune migration n'était mentionnée les années précédentes pour les changements de domicile dans la commune à l'âge 0. Ce renseignement est disponible depuis l'année 1997.

Ce texte a été rédigé avec la collaboration de MM. LEBRUN et DONEUX de l'I.N.S. et de MM. POULAIN et DEBUISSON de l'U.C.L.

Liste des codes pays utilisés

Population au 1.1.2004

Liste des codes pays utilisés

Classement par ordre alphabétique du code de pays

| Code Pays | Pays | Code Pays | Pays |
|-----------|--------------------|-----------|-------------|
| AT | Autriche | IT | Italie |
| BA | Bosnie-Herzégovine | IL | Israël |
| BE | Belgique | JP | Japon |
| BR | Brésil | LU | Luxembourg |
| CN | Chine | MA | Maroc |
| CA | Canada | NL | Pays-Bas |
| CD | Congo-Kinshasa | PK | Pakistan |
| CH | Suisse | PL | Pologne |
| CM | Cameroun | PH | Philippines |
| DZ | Algérie | PT | Portugal |
| DE | Allemagne | RO | Roumanie |
| DK | Danemark | RU | Russie |
| ES | Espagne | SE | Suède |
| FI | Finlande | TH | Thaïlande |
| FR | France | TN | Tunisie |
| GB | Royaume-Uni | TR | Turquie |
| GR | Grèce | US | États-Unis |
| IN | Inde | YU | Yougoslavie |
| IE | Irlande | | |

Classement par ordre alphabétique du nom de pays

| Pays | Code Pays | Pays | Code Pays |
|--------------------|-----------|-------------|-----------|
| Allemagne | DE | Irlande | IE |
| Autriche | AT | Japon | JP |
| Algérie | DZ | Luxembourg | LU |
| Bosnie-Herzégovine | BA | Maroc | MA |
| Belgique | BE | Pakistan | PK |
| Brésil | BR | Pologne | PL |
| Chine | CN | Philippines | PH |
| Cameroun | CM | Pays-Bas | NL |
| Congo-Kinshasa | CD | Portugal | PT |
| Canada | CA | Royaume-Uni | GB |
| Danemark | DK | Roumanie | RO |
| Espagne | ES | Russie | RU |
| États-Unis | US | Suisse | CH |
| Finlande | FI | Suède | SE |
| France | FR | Thaïlande | TH |
| Grèce | GR | Tunisie | TN |
| Inde | IN | Turquie | TR |
| Israël | IL | Yougoslavie | YU |
| Italie | IT | | |

Population par commune
(pays les plus représentés)

Population au 1.1.2004

Population totale selon les principales nationalités par arrondissement

| | Europe | | | | | | | | | | | |
|-------------------------------------|------------|---------------|------------|--------|-------|-----------|-------|--------|-------|---------|--------|-------|
| | Tous pays | Europe des 15 | | | | | | | | | | |
| | | Total | Total | DE | AT | BE | DK | ES | FI | FR | GR | IE |
| Belgique | 10.396.421 | 10.191.916 | 10.105.145 | 35.530 | 2.349 | 9.536.134 | 3.394 | 43.802 | 2.976 | 114.943 | 17.096 | 3.466 |
| <i>Rég. de Bruxelles-Capitale</i> | 999.899 | 910.416 | 881.727 | 7.778 | 1.231 | 736.448 | 1.711 | 20.428 | 1.893 | 39.138 | 8.922 | 1.859 |
| <i>Rég. flamande</i> | 6.016.024 | 5.943.761 | 5.905.505 | 11.421 | 851 | 5.727.649 | 1.095 | 10.064 | 824 | 17.599 | 3.680 | 1.267 |
| <i>Rég. wallonne</i> | 3.380.498 | 3.337.739 | 3.317.913 | 16.331 | 267 | 3.072.037 | 588 | 13.310 | 259 | 58.206 | 4.494 | 340 |
| <i>Dont C. germanophone</i> | 71.899 | 71.570 | 71.068 | 10.429 | 39 | 59.048 | 9 | 197 | 7 | 151 | 28 | 1 |
| Prov. d'Anvers | 1.668.812 | 1.633.545 | 1.620.845 | 3.010 | 319 | 1.564.114 | 270 | 2.780 | 135 | 3.234 | 448 | 215 |
| Arr. d'Anvers | 944.921 | 916.296 | 905.819 | 2.170 | 260 | 870.166 | 212 | 2.348 | 110 | 2.578 | 361 | 158 |
| Arr. de Malines | 309.865 | 305.350 | 304.048 | 245 | 20 | 300.781 | 24 | 285 | 8 | 311 | 53 | 17 |
| Arr. de Turnhout | 414.026 | 411.899 | 410.978 | 595 | 39 | 393.167 | 34 | 147 | 17 | 345 | 34 | 40 |
| Prov. de Limbourg | 805.786 | 800.602 | 793.047 | 1.931 | 72 | 741.342 | 29 | 1.825 | 20 | 362 | 1.304 | 35 |
| Arr. de Hasselt | 390.212 | 387.231 | 382.123 | 725 | 33 | 368.306 | 7 | 1.139 | 9 | 194 | 774 | 14 |
| Arr. de Maaseik | 223.902 | 222.566 | 221.460 | 558 | 18 | 200.653 | 8 | 481 | 6 | 50 | 247 | 1 |
| Arr. de Tongres | 191.672 | 190.805 | 189.464 | 648 | 21 | 172.383 | 14 | 205 | 5 | 118 | 283 | 20 |
| Prov. de Flandre orientale | 1.373.720 | 1.362.428 | 1.351.469 | 950 | 76 | 1.337.180 | 82 | 937 | 74 | 2.337 | 283 | 94 |
| Arr. d'Alost | 262.945 | 261.688 | 261.025 | 106 | 10 | 259.348 | 5 | 218 | 4 | 278 | 52 | 13 |
| Arr. de Termonde | 187.328 | 186.533 | 185.432 | 70 | 6 | 184.540 | 3 | 60 | 4 | 103 | 30 | 7 |
| Arr. d'Eeklo | 79.464 | 79.244 | 79.082 | 66 | 4 | 77.640 | 0 | 22 | 1 | 188 | 5 | 3 |
| Arr. de Gand | 502.492 | 496.936 | 489.727 | 496 | 36 | 483.203 | 53 | 527 | 60 | 1.149 | 117 | 49 |
| Arr. d'Audenarde | 114.801 | 114.206 | 113.954 | 57 | 1 | 112.949 | 0 | 17 | 1 | 413 | 14 | 2 |
| Arr. de Saint-Nicolas | 226.690 | 223.821 | 222.249 | 155 | 19 | 219.500 | 21 | 93 | 4 | 206 | 65 | 20 |
| Prov. de Brabant flamand | 1.031.904 | 1.017.246 | 1.012.536 | 4.681 | 328 | 970.678 | 670 | 4.226 | 574 | 5.300 | 1.516 | 851 |
| Arr. de Hal-Vilvorde | 568.791 | 560.498 | 558.041 | 2.989 | 236 | 528.933 | 483 | 3.665 | 477 | 4.408 | 1.315 | 555 |
| Arr. de Louvain | 463.113 | 456.748 | 454.495 | 1.692 | 92 | 441.745 | 187 | 561 | 97 | 892 | 201 | 296 |
| Prov. de Flandre occidentale | 1.135.802 | 1.129.940 | 1.127.608 | 849 | 56 | 1.114.335 | 44 | 296 | 21 | 6.366 | 129 | 72 |
| Arr. de Bruges | 272.987 | 271.745 | 271.087 | 305 | 30 | 267.586 | 29 | 97 | 11 | 648 | 47 | 32 |
| Arr. de Dixmude | 48.109 | 48.068 | 48.029 | 11 | 0 | 47.849 | 0 | 4 | 1 | 83 | 0 | 2 |
| Arr. d'Ypres | 104.030 | 103.775 | 103.643 | 27 | 2 | 101.839 | 2 | 18 | 0 | 1.463 | 6 | 3 |
| Arr. de Courtrai | 277.126 | 274.741 | 274.243 | 116 | 7 | 270.787 | 3 | 109 | 4 | 2.454 | 26 | 8 |
| Arr. d'Ostende | 145.701 | 144.766 | 144.311 | 239 | 13 | 142.311 | 3 | 41 | 3 | 496 | 28 | 15 |
| Arr. de Roulers | 141.306 | 140.752 | 140.544 | 47 | 1 | 139.931 | 6 | 10 | 1 | 243 | 18 | 4 |
| Arr. de Tielt | 88.330 | 88.094 | 87.852 | 33 | 2 | 87.552 | 1 | 7 | 0 | 91 | 0 | 5 |
| Arr. de Furnes | 58.213 | 57.999 | 57.899 | 71 | 1 | 56.480 | 0 | 10 | 1 | 888 | 4 | 3 |
| Prov. de Brabant wallon | 360.717 | 354.029 | 352.434 | 828 | 89 | 330.629 | 354 | 1.752 | 176 | 6.171 | 370 | 220 |
| Arr. de Nivelles | 360.717 | 354.029 | 352.434 | 828 | 89 | 330.629 | 354 | 1.752 | 176 | 6.171 | 370 | 220 |
| Prov. de Hainaut | 1.283.200 | 1.267.229 | 1.259.023 | 1.477 | 61 | 1.139.358 | 168 | 3.557 | 21 | 34.194 | 2.382 | 41 |
| Arr. d'Ath | 80.302 | 79.764 | 79.658 | 57 | 5 | 76.644 | 9 | 104 | 2 | 1.555 | 62 | 4 |
| Arr. de Charleroi | 420.528 | 413.847 | 408.727 | 318 | 23 | 364.900 | 5 | 1.594 | 2 | 4.272 | 1.337 | 15 |
| Arr. de Mons | 249.054 | 243.825 | 242.201 | 703 | 13 | 218.115 | 113 | 860 | 6 | 4.750 | 499 | 13 |
| Arr. de Mouscron | 69.719 | 69.312 | 69.242 | 18 | 1 | 58.655 | 0 | 39 | 3 | 10.072 | 17 | 0 |
| Arr. de Soignies | 176.409 | 174.678 | 173.857 | 246 | 11 | 156.015 | 35 | 664 | 5 | 2.113 | 223 | 3 |
| Arr. de Thuin | 146.211 | 145.374 | 145.078 | 80 | 4 | 134.545 | 4 | 218 | 2 | 2.572 | 207 | 3 |
| Arr. de Tournai | 140.977 | 140.429 | 140.260 | 55 | 4 | 130.484 | 2 | 78 | 1 | 8.860 | 37 | 3 |
| Prov. de Liège | 1.029.605 | 1.013.965 | 1.006.158 | 13.546 | 94 | 925.452 | 42 | 7.043 | 40 | 7.927 | 1.496 | 40 |
| Arr. de Huy | 102.709 | 102.255 | 101.928 | 68 | 2 | 98.857 | 4 | 228 | 3 | 739 | 21 | 3 |
| Arr. de Liège | 587.033 | 574.970 | 569.532 | 669 | 29 | 514.191 | 19 | 5.446 | 21 | 5.557 | 1.008 | 26 |
| Arr. de Verviers | 269.366 | 266.510 | 264.580 | 12.758 | 63 | 243.760 | 19 | 1.239 | 13 | 1.247 | 452 | 10 |
| Arr. de Waremme | 70.497 | 70.230 | 70.118 | 51 | 0 | 68.644 | 0 | 130 | 3 | 384 | 15 | 1 |
| Prov. de Luxembourg | 254.120 | 252.879 | 252.099 | 224 | 5 | 242.230 | 14 | 189 | 5 | 4.968 | 44 | 14 |
| Arr. d'Arlon | 53.648 | 53.213 | 53.036 | 89 | 0 | 48.438 | 9 | 74 | 2 | 2.051 | 21 | 6 |
| Arr. de Bastogne | 42.097 | 41.952 | 41.790 | 65 | 1 | 40.834 | 0 | 19 | 0 | 353 | 6 | 2 |
| Arr. de Marche-en-Famenne | 51.998 | 51.777 | 51.596 | 38 | 2 | 50.547 | 2 | 44 | 2 | 364 | 9 | 1 |
| Arr. de Neufchâteau | 56.687 | 56.437 | 56.319 | 17 | 0 | 55.122 | 0 | 31 | 0 | 737 | 2 | 2 |
| Arr. de Virton | 49.690 | 49.500 | 49.358 | 15 | 2 | 47.289 | 3 | 21 | 1 | 1.463 | 6 | 3 |
| Prov. de Namur | 452.856 | 449.637 | 448.199 | 256 | 18 | 434.368 | 10 | 769 | 17 | 4.946 | 202 | 25 |
| Arr. de Dinant | 101.705 | 101.307 | 101.127 | 58 | 3 | 98.652 | 3 | 69 | 3 | 1.302 | 25 | 1 |
| Arr. de Namur | 288.659 | 286.036 | 284.853 | 141 | 12 | 275.382 | 7 | 622 | 14 | 2.666 | 172 | 23 |
| Arr. de Philippeville | 62.492 | 62.294 | 62.219 | 57 | 3 | 60.334 | 0 | 78 | 0 | 978 | 5 | 1 |

Europe (suite)

Europe des 15 (suite)

| IT | LU | NL | PT | GB | SE | BA | PL | RO | RU | CH | TR | YU | Autres pays | |
|---------|-------|---------|--------|--------|-------|-------|--------|-------|-------|-------|--------|-------|-------------|-------------------------------------|
| 183.021 | 4.312 | 100.700 | 26.802 | 26.183 | 4.437 | 1.060 | 11.570 | 4.617 | 3.655 | 1.973 | 41.336 | 7.052 | 15.508 | Belgique |
| 27.953 | 1.268 | 5.443 | 15.958 | 9.230 | 2.467 | 183 | 5.412 | 1.958 | 1.095 | 688 | 11.595 | 2.101 | 5.657 | <i>Rég. de Bruxelles-Capitale</i> |
| 23.159 | 550 | 88.179 | 5.855 | 12.198 | 1.114 | 563 | 3.941 | 1.303 | 1.838 | 737 | 19.711 | 3.448 | 6.715 | <i>Rég. flamande</i> |
| 131.909 | 2.494 | 7.078 | 4.989 | 4.755 | 856 | 314 | 2.217 | 1.356 | 722 | 548 | 10.030 | 1.503 | 3.136 | <i>Rég. wallonne</i> |
| 133 | 204 | 700 | 40 | 74 | 8 | 70 | 73 | 30 | 30 | 31 | 32 | 86 | 150 | <i>Dont C. germanophone</i> |
| 2.189 | 122 | 37.407 | 2.671 | 3.638 | 293 | 311 | 1.827 | 373 | 702 | 321 | 5.312 | 1.500 | 2.354 | Prov. d'Anvers |
| 1.617 | 105 | 20.437 | 2.123 | 2.926 | 248 | 290 | 1.611 | 208 | 533 | 282 | 4.355 | 1.290 | 1.908 | Arr. d'Anvers |
| 259 | 7 | 1.551 | 177 | 297 | 13 | 21 | 70 | 61 | 70 | 15 | 721 | 148 | 196 | Arr. de Malines |
| 313 | 10 | 15.419 | 371 | 415 | 32 | 0 | 146 | 104 | 99 | 24 | 236 | 62 | 250 | Arr. de Turnhout |
| 12.725 | 24 | 32.513 | 305 | 530 | 30 | 41 | 584 | 128 | 148 | 16 | 5.873 | 233 | 532 | Prov. de Limbourg |
| 7.136 | 14 | 3.326 | 248 | 190 | 8 | 20 | 336 | 77 | 68 | 2 | 4.183 | 166 | 256 | Arr. de Hasselt |
| 2.053 | 4 | 17.155 | 36 | 182 | 8 | 2 | 123 | 29 | 37 | 8 | 754 | 28 | 125 | Arr. de Maaseik |
| 3.536 | 6 | 12.032 | 21 | 158 | 14 | 19 | 125 | 22 | 43 | 6 | 936 | 39 | 151 | Arr. de Tongres |
| 1.374 | 71 | 6.516 | 401 | 895 | 199 | 145 | 525 | 218 | 293 | 66 | 7.373 | 729 | 1.610 | Prov. de Flandre orientale |
| 313 | 3 | 458 | 64 | 141 | 12 | 9 | 67 | 49 | 36 | 12 | 288 | 85 | 117 | Arr. d'Alost |
| 70 | 3 | 413 | 34 | 78 | 11 | 2 | 45 | 17 | 14 | 7 | 889 | 41 | 86 | Arr. de Termonde |
| 78 | 14 | 1.010 | 11 | 39 | 1 | 19 | 36 | 13 | 9 | 4 | 30 | 24 | 27 | Arr. d'Eeklo |
| 627 | 46 | 2.569 | 181 | 450 | 164 | 108 | 307 | 90 | 176 | 32 | 5.011 | 393 | 1.092 | Arr. de Gand |
| 134 | 2 | 261 | 45 | 58 | 0 | 0 | 20 | 26 | 23 | 4 | 72 | 50 | 57 | Arr. d'Audenarde |
| 152 | 3 | 1.805 | 66 | 129 | 11 | 7 | 50 | 23 | 35 | 7 | 1.083 | 136 | 231 | Arr. de Saint-Nicolas |
| 6.168 | 264 | 8.717 | 2.053 | 5.967 | 543 | 31 | 780 | 391 | 427 | 275 | 873 | 379 | 1.554 | Prov. de Brabant flamand |
| 5.153 | 207 | 4.354 | 1.692 | 3.172 | 402 | 14 | 470 | 184 | 184 | 237 | 423 | 239 | 706 | Arr. de Hal-Vilvorde |
| 1.015 | 57 | 4.363 | 361 | 2.795 | 141 | 17 | 310 | 207 | 243 | 38 | 450 | 140 | 848 | Arr. de Louvain |
| 703 | 69 | 3.026 | 425 | 1.168 | 49 | 35 | 225 | 193 | 268 | 59 | 280 | 607 | 665 | Prov. de Flandre occidentale |
| 227 | 20 | 1.510 | 96 | 422 | 27 | 8 | 71 | 60 | 84 | 29 | 42 | 153 | 211 | Arr. de Bruges |
| 1 | 0 | 63 | 4 | 11 | 0 | 0 | 4 | 5 | 12 | 0 | 0 | 2 | 16 | Arr. de Dixmude |
| 16 | 0 | 105 | 29 | 133 | 0 | 0 | 9 | 9 | 28 | 0 | 17 | 21 | 48 | Arr. d'Ypres |
| 164 | 2 | 361 | 90 | 104 | 8 | 10 | 57 | 46 | 52 | 10 | 120 | 71 | 132 | Arr. de Courtrai |
| 152 | 32 | 515 | 108 | 348 | 7 | 13 | 29 | 22 | 57 | 8 | 27 | 142 | 157 | Arr. d'Ostende |
| 44 | 2 | 151 | 39 | 45 | 2 | 0 | 20 | 24 | 11 | 3 | 13 | 79 | 58 | Arr. de Roulers |
| 7 | 0 | 129 | 6 | 17 | 2 | 0 | 23 | 17 | 12 | 3 | 55 | 113 | 19 | Arr. de Tielt |
| 92 | 13 | 192 | 53 | 88 | 3 | 4 | 12 | 10 | 12 | 6 | 6 | 26 | 24 | Arr. de Furnes |
| 6.069 | 300 | 1.059 | 1.101 | 2.595 | 721 | 24 | 282 | 201 | 148 | 178 | 89 | 83 | 590 | Prov. de Brabant wallon |
| 6.069 | 300 | 1.059 | 1.101 | 2.595 | 721 | 24 | 282 | 201 | 148 | 178 | 89 | 83 | 590 | Arr. de Nivelles |
| 74.579 | 124 | 640 | 1.156 | 1.218 | 47 | 19 | 876 | 358 | 187 | 138 | 5.516 | 145 | 967 | Prov. de Hainaut |
| 1.086 | 6 | 44 | 37 | 41 | 2 | 0 | 26 | 10 | 12 | 13 | 27 | 0 | 18 | Arr. d'Ath |
| 35.595 | 43 | 150 | 317 | 144 | 12 | 1 | 351 | 179 | 59 | 32 | 4.182 | 79 | 237 | Arr. de Charleroi |
| 16.095 | 21 | 139 | 181 | 681 | 12 | 8 | 292 | 70 | 53 | 32 | 731 | 19 | 419 | Arr. de Mons |
| 271 | 2 | 34 | 107 | 23 | 0 | 0 | 15 | 12 | 0 | 5 | 26 | 2 | 10 | Arr. de Mouscron |
| 13.652 | 28 | 172 | 418 | 258 | 14 | 10 | 99 | 39 | 34 | 21 | 410 | 28 | 180 | Arr. de Soignies |
| 7.300 | 14 | 59 | 41 | 28 | 1 | 0 | 67 | 27 | 15 | 8 | 109 | 12 | 58 | Arr. de Thuin |
| 580 | 10 | 42 | 55 | 43 | 6 | 0 | 26 | 21 | 14 | 27 | 31 | 5 | 45 | Arr. de Tournai |
| 44.025 | 571 | 4.086 | 1.216 | 517 | 63 | 243 | 809 | 576 | 230 | 129 | 3.787 | 955 | 1.078 | Prov. de Liège |
| 1.635 | 47 | 171 | 89 | 58 | 3 | 1 | 50 | 28 | 13 | 6 | 7 | 167 | 55 | Arr. de Huy |
| 39.418 | 233 | 1.750 | 907 | 221 | 37 | 136 | 612 | 410 | 130 | 55 | 2.847 | 524 | 724 | Arr. de Liège |
| 2.261 | 271 | 2.100 | 171 | 196 | 20 | 106 | 128 | 120 | 76 | 58 | 927 | 247 | 268 | Arr. de Verviers |
| 711 | 20 | 65 | 49 | 42 | 3 | 0 | 19 | 18 | 11 | 10 | 6 | 17 | 31 | Arr. de Waremme |
| 1.126 | 1.339 | 837 | 916 | 178 | 10 | 22 | 93 | 70 | 71 | 25 | 224 | 98 | 177 | Prov. de Luxembourg |
| 586 | 952 | 86 | 649 | 71 | 2 | 8 | 23 | 21 | 25 | 4 | 6 | 39 | 51 | Arr. d'Arlon |
| 91 | 130 | 216 | 50 | 20 | 3 | 6 | 11 | 13 | 10 | 3 | 62 | 20 | 37 | Arr. de Bastogne |
| 169 | 17 | 362 | 21 | 18 | 0 | 4 | 24 | 9 | 16 | 8 | 82 | 13 | 25 | Arr. de Marche-en-Famenne |
| 89 | 66 | 111 | 94 | 44 | 4 | 1 | 17 | 12 | 8 | 7 | 37 | 7 | 29 | Arr. de Neufchâteau |
| 191 | 174 | 62 | 102 | 25 | 1 | 3 | 18 | 15 | 12 | 3 | 37 | 19 | 35 | Arr. de Virton |
| 6.110 | 160 | 456 | 600 | 247 | 15 | 6 | 157 | 151 | 86 | 78 | 414 | 222 | 324 | Prov. de Namur |
| 444 | 54 | 246 | 214 | 53 | 0 | 1 | 31 | 32 | 18 | 20 | 13 | 11 | 54 | Arr. de Dinant |
| 4.993 | 99 | 178 | 367 | 162 | 15 | 5 | 109 | 106 | 57 | 55 | 399 | 205 | 247 | Arr. de Namur |
| 673 | 7 | 32 | 19 | 32 | 0 | 0 | 17 | 13 | 11 | 3 | 2 | 6 | 23 | Arr. de Philippeville |

Population au 1.1.2004

Population totale selon les principales nationalités par arrondissement (fin)

| | Asie | | | | | | | | | Amérique | | | | |
|-------------------------------------|--------|-------|-------|-------|-------|-------|-------|-------|-------------|----------|-------|--------|-------|-------------|
| | Total | IN | JP | PH | CN | TH | IL | PK | Autres pays | Total | CA | US | BR | Autres pays |
| Belgique | 37.748 | 4.363 | 3.958 | 3.405 | 6.883 | 2.444 | 1.592 | 2.621 | 12.482 | 25.043 | 2.601 | 11.582 | 2.160 | 8.700 |
| <i>Rég. de Bruxelles-Capitale</i> | 13.926 | 1.237 | 2.650 | 1.648 | 1.977 | 344 | 449 | 1.083 | 4.538 | 8.820 | 892 | 3.050 | 848 | 4.030 |
| <i>Rég. flamande</i> | 18.625 | 2.733 | 1.060 | 1.618 | 3.274 | 1.763 | 1.027 | 1.154 | 5.996 | 9.015 | 783 | 4.221 | 802 | 3.209 |
| <i>Rég. wallonne</i> | 5.197 | 393 | 248 | 139 | 1.632 | 337 | 116 | 384 | 1.948 | 7.208 | 926 | 4.311 | 510 | 1.461 |
| <i>Dont C. germanophone</i> | 112 | 9 | 1 | 12 | 7 | 13 | 1 | 14 | 55 | 34 | 3 | 12 | 5 | 14 |
| Prov. d'Anvers | 7.970 | 1.512 | 397 | 553 | 1.085 | 712 | 879 | 596 | 2.236 | 3.305 | 266 | 1.347 | 331 | 1.361 |
| Arr. d'Anvers | 6.713 | 1.370 | 372 | 389 | 896 | 419 | 875 | 525 | 1.867 | 2.878 | 234 | 1.216 | 254 | 1.174 |
| Arr. de Malines | 656 | 68 | 11 | 80 | 115 | 126 | 2 | 28 | 226 | 196 | 10 | 63 | 29 | 94 |
| Arr. de Turnhout | 601 | 74 | 14 | 84 | 74 | 167 | 2 | 43 | 143 | 231 | 22 | 68 | 48 | 93 |
| Prov. de Limbourg | 1.464 | 394 | 55 | 150 | 131 | 211 | 11 | 92 | 420 | 619 | 42 | 333 | 59 | 185 |
| Arr. de Hasselt | 925 | 280 | 47 | 83 | 93 | 82 | 4 | 80 | 256 | 220 | 16 | 89 | 28 | 87 |
| Arr. de Maaseik | 217 | 10 | 3 | 40 | 15 | 71 | 1 | 3 | 74 | 256 | 9 | 166 | 20 | 61 |
| Arr. de Tongres | 322 | 104 | 5 | 27 | 23 | 58 | 6 | 9 | 90 | 143 | 17 | 78 | 11 | 37 |
| Prov. de Flandre orientale | 2.749 | 279 | 79 | 368 | 429 | 309 | 17 | 163 | 1.105 | 1.059 | 65 | 240 | 111 | 643 |
| Arr. d'Alost | 362 | 28 | 13 | 69 | 50 | 59 | 1 | 15 | 127 | 129 | 5 | 22 | 27 | 75 |
| Arr. de Termonde | 227 | 5 | 5 | 34 | 19 | 39 | 1 | 3 | 121 | 80 | 4 | 8 | 17 | 51 |
| Arr. d'Eeklo | 73 | 8 | 2 | 18 | 6 | 7 | 0 | 0 | 32 | 22 | 1 | 2 | 4 | 15 |
| Arr. de Gand | 1.643 | 215 | 52 | 170 | 292 | 124 | 12 | 119 | 659 | 645 | 47 | 156 | 53 | 389 |
| Arr. d'Audenarde | 95 | 3 | 0 | 26 | 8 | 18 | 1 | 7 | 32 | 39 | 1 | 21 | 2 | 15 |
| Arr. de Saint-Nicolas | 349 | 20 | 7 | 51 | 54 | 62 | 2 | 19 | 134 | 144 | 7 | 31 | 8 | 98 |
| Prov. de Brabant flamand | 4.305 | 415 | 424 | 273 | 1.304 | 285 | 102 | 104 | 1.398 | 3.456 | 350 | 2.090 | 225 | 791 |
| Arr. de Hal-Vilvorde | 1.522 | 87 | 248 | 141 | 189 | 138 | 79 | 44 | 596 | 2.005 | 218 | 1.256 | 140 | 391 |
| Arr. de Louvain | 2.783 | 328 | 176 | 132 | 1.115 | 147 | 23 | 60 | 802 | 1.451 | 132 | 834 | 85 | 400 |
| Prov. de Flandre occidentale | 2.137 | 133 | 105 | 274 | 325 | 246 | 18 | 199 | 837 | 576 | 60 | 211 | 76 | 229 |
| Arr. de Bruges | 557 | 65 | 49 | 62 | 106 | 76 | 6 | 45 | 148 | 222 | 22 | 107 | 21 | 72 |
| Arr. de Dixmude | 24 | 0 | 0 | 9 | 0 | 6 | 0 | 3 | 6 | 4 | 2 | 2 | 0 | 0 |
| Arr. d'Ypres | 107 | 5 | 3 | 25 | 14 | 7 | 0 | 4 | 49 | 25 | 0 | 11 | 5 | 9 |
| Arr. de Courtrai | 584 | 16 | 18 | 61 | 81 | 62 | 4 | 60 | 282 | 136 | 16 | 37 | 20 | 63 |
| Arr. d'Ostende | 465 | 29 | 33 | 63 | 57 | 50 | 8 | 62 | 163 | 109 | 14 | 30 | 16 | 49 |
| Arr. de Roulers | 182 | 10 | 1 | 16 | 34 | 22 | 0 | 13 | 86 | 43 | 4 | 8 | 8 | 23 |
| Arr. de Tielt | 79 | 6 | 1 | 25 | 5 | 7 | 0 | 2 | 33 | 17 | 1 | 9 | 1 | 6 |
| Arr. de Furnes | 139 | 2 | 0 | 13 | 28 | 16 | 0 | 10 | 70 | 20 | 1 | 7 | 5 | 7 |
| Prov. de Brabant wallon | 1.046 | 62 | 119 | 30 | 315 | 56 | 75 | 20 | 369 | 2.076 | 270 | 1.082 | 143 | 581 |
| Arr. de Nivelles | 1.046 | 62 | 119 | 30 | 315 | 56 | 75 | 20 | 369 | 2.076 | 270 | 1.082 | 143 | 581 |
| Prov. de Hainaut | 1.269 | 71 | 49 | 44 | 482 | 90 | 7 | 118 | 408 | 3.611 | 360 | 2.808 | 125 | 318 |
| Arr. d'Ath | 43 | 4 | 1 | 1 | 15 | 4 | 1 | 0 | 17 | 259 | 13 | 231 | 2 | 13 |
| Arr. de Charleroi | 411 | 17 | 5 | 13 | 135 | 33 | 5 | 64 | 139 | 263 | 36 | 65 | 69 | 93 |
| Arr. de Mons | 412 | 14 | 34 | 17 | 167 | 15 | 1 | 32 | 132 | 2.227 | 203 | 1.929 | 19 | 76 |
| Arr. de Mouscron | 65 | 5 | 0 | 1 | 40 | 4 | 0 | 3 | 12 | 26 | 10 | 2 | 1 | 13 |
| Arr. de Soignies | 134 | 2 | 5 | 2 | 61 | 14 | 0 | 9 | 41 | 662 | 73 | 518 | 20 | 51 |
| Arr. de Thuin | 97 | 2 | 2 | 9 | 40 | 8 | 0 | 8 | 28 | 101 | 13 | 54 | 4 | 30 |
| Arr. de Tournai | 107 | 27 | 2 | 1 | 24 | 12 | 0 | 2 | 39 | 73 | 12 | 9 | 10 | 42 |
| Prov. de Liège | 2.067 | 243 | 54 | 35 | 562 | 122 | 32 | 225 | 794 | 933 | 181 | 277 | 161 | 314 |
| Arr. de Huy | 72 | 1 | 0 | 3 | 35 | 13 | 0 | 2 | 18 | 51 | 7 | 16 | 11 | 17 |
| Arr. de Liège | 1.533 | 206 | 44 | 16 | 454 | 64 | 30 | 151 | 568 | 663 | 139 | 179 | 120 | 225 |
| Arr. de Verviers | 393 | 23 | 8 | 16 | 54 | 41 | 1 | 68 | 182 | 182 | 28 | 72 | 21 | 61 |
| Arr. de Waremme | 69 | 13 | 2 | 0 | 19 | 4 | 1 | 4 | 26 | 37 | 7 | 10 | 9 | 11 |
| Prov. de Luxembourg | 232 | 5 | 11 | 12 | 50 | 31 | 0 | 3 | 120 | 224 | 33 | 59 | 39 | 93 |
| Arr. d'Arlon | 54 | 1 | 4 | 6 | 16 | 10 | 0 | 0 | 17 | 71 | 9 | 14 | 17 | 31 |
| Arr. de Bastogne | 30 | 0 | 3 | 2 | 8 | 5 | 0 | 1 | 11 | 22 | 4 | 8 | 0 | 10 |
| Arr. de Marche-en-Famenne | 61 | 3 | 4 | 0 | 13 | 6 | 0 | 1 | 34 | 43 | 8 | 9 | 10 | 16 |
| Arr. de Neufchâteau | 57 | 1 | 0 | 2 | 12 | 3 | 0 | 0 | 39 | 38 | 5 | 16 | 6 | 11 |
| Arr. de Virton | 30 | 0 | 0 | 2 | 1 | 7 | 0 | 1 | 19 | 50 | 7 | 12 | 6 | 25 |
| Prov. de Namur | 583 | 12 | 15 | 18 | 223 | 38 | 2 | 18 | 257 | 364 | 82 | 85 | 42 | 155 |
| Arr. de Dinant | 113 | 0 | 2 | 5 | 23 | 7 | 0 | 3 | 73 | 67 | 16 | 21 | 10 | 20 |
| Arr. de Namur | 432 | 12 | 13 | 12 | 181 | 28 | 2 | 14 | 170 | 269 | 60 | 59 | 23 | 127 |
| Arr. de Philippeville | 38 | 0 | 0 | 1 | 19 | 3 | 0 | 1 | 14 | 28 | 6 | 5 | 9 | 8 |

Afrique

| Total | CM | CD | DZ | MA | TN | Autres pays | Océanie |
|---------|-------|--------|-------|--------|-------|-------------|---------|
| 128.150 | 2.432 | 13.823 | 7.336 | 81.763 | 3.328 | 19.468 | 914 |
| 61.100 | 1.209 | 7.300 | 2.097 | 41.987 | 1.350 | 7.157 | 324 |
| 39.762 | 385 | 2.435 | 1.100 | 26.799 | 1.069 | 7.974 | 412 |
| 27.288 | 838 | 4.088 | 4.139 | 12.977 | 909 | 4.337 | 178 |
| 90 | 0 | 4 | 3 | 55 | 1 | 27 | 7 |
| 21.706 | 125 | 855 | 224 | 16.360 | 268 | 3.874 | 131 |
| 17.084 | 109 | 739 | 192 | 12.706 | 203 | 3.135 | 107 |
| 3.456 | 10 | 97 | 16 | 3.088 | 25 | 220 | 7 |
| 1.166 | 6 | 19 | 16 | 566 | 40 | 519 | 17 |
| 2.701 | 27 | 21 | 95 | 2.225 | 31 | 302 | 25 |
| 1.591 | 20 | 11 | 69 | 1.288 | 25 | 178 | 8 |
| 787 | 1 | 6 | 14 | 693 | 4 | 69 | 11 |
| 323 | 6 | 4 | 12 | 244 | 2 | 55 | 6 |
| 6.624 | 75 | 311 | 358 | 3.810 | 472 | 1.598 | 48 |
| 635 | 9 | 104 | 23 | 288 | 49 | 162 | 5 |
| 412 | 2 | 13 | 25 | 255 | 44 | 73 | 4 |
| 107 | 1 | 2 | 23 | 47 | 6 | 28 | 1 |
| 2.992 | 52 | 134 | 254 | 1.127 | 264 | 1.161 | 35 |
| 438 | 1 | 30 | 20 | 268 | 76 | 43 | 2 |
| 2.040 | 10 | 28 | 13 | 1.825 | 33 | 131 | 1 |
| 6.015 | 124 | 1.081 | 139 | 2.946 | 136 | 1.589 | 181 |
| 4.189 | 91 | 930 | 106 | 2.251 | 70 | 741 | 103 |
| 1.826 | 33 | 151 | 33 | 695 | 66 | 848 | 78 |
| 2.716 | 34 | 167 | 284 | 1.458 | 162 | 611 | 27 |
| 375 | 9 | 31 | 31 | 118 | 39 | 147 | 15 |
| 12 | 0 | 0 | 3 | 2 | 1 | 6 | 0 |
| 104 | 9 | 7 | 6 | 22 | 15 | 45 | 1 |
| 1.502 | 5 | 81 | 157 | 999 | 53 | 207 | 3 |
| 268 | 5 | 30 | 40 | 52 | 16 | 125 | 3 |
| 272 | 4 | 13 | 30 | 139 | 24 | 62 | 4 |
| 137 | 1 | 0 | 7 | 108 | 12 | 9 | 0 |
| 46 | 1 | 5 | 10 | 18 | 2 | 10 | 1 |
| 3.228 | 110 | 844 | 133 | 1.300 | 95 | 746 | 77 |
| 3.228 | 110 | 844 | 133 | 1.300 | 95 | 746 | 77 |
| 10.294 | 295 | 996 | 3.144 | 4.726 | 243 | 890 | 35 |
| 217 | 8 | 16 | 57 | 70 | 13 | 53 | 0 |
| 5.656 | 98 | 327 | 1.719 | 3.097 | 89 | 326 | 11 |
| 2.370 | 146 | 364 | 754 | 799 | 60 | 247 | 5 |
| 306 | 8 | 27 | 61 | 149 | 24 | 37 | 0 |
| 826 | 17 | 197 | 118 | 365 | 28 | 101 | 8 |
| 586 | 7 | 27 | 375 | 101 | 10 | 66 | 4 |
| 333 | 11 | 38 | 60 | 145 | 19 | 60 | 7 |
| 11.101 | 263 | 1.793 | 659 | 6.093 | 430 | 1.863 | 34 |
| 262 | 9 | 61 | 20 | 65 | 18 | 89 | 3 |
| 8.789 | 238 | 1.485 | 567 | 4.806 | 346 | 1.347 | 12 |
| 1.918 | 12 | 226 | 61 | 1.175 | 50 | 394 | 19 |
| 132 | 4 | 21 | 11 | 47 | 16 | 33 | 0 |
| 710 | 36 | 80 | 82 | 220 | 43 | 249 | 12 |
| 290 | 19 | 32 | 24 | 84 | 21 | 110 | 3 |
| 87 | 0 | 17 | 9 | 34 | 3 | 24 | 3 |
| 97 | 2 | 9 | 11 | 29 | 17 | 29 | 4 |
| 140 | 7 | 13 | 23 | 40 | 1 | 56 | 0 |
| 96 | 8 | 9 | 15 | 33 | 1 | 30 | 2 |
| 1.955 | 134 | 375 | 121 | 638 | 98 | 589 | 20 |
| 177 | 7 | 51 | 14 | 32 | 4 | 69 | 3 |
| 1.668 | 122 | 301 | 75 | 595 | 92 | 483 | 16 |
| 110 | 5 | 23 | 32 | 11 | 2 | 37 | 1 |

Belgique
Rég. de Bruxelles-Capitale
Rég. flamande
Rég. wallonne
Dont C. germanophone

Prov. d'Anvers
 Arr. d'Anvers
 Arr. de Malines
 Arr. de Turnhout

Prov. de Limbourg
 Arr. de Hasselt
 Arr. de Maseik
 Arr. de Tongres

Prov. de Flandre orientale
 Arr. d'Alost
 Arr. de Termonde
 Arr. d'Eeklo
 Arr. de Gand
 Arr. d'Audenarde
 Arr. de Saint-Nicolas

Prov. de Brabant flamand
 Arr. de Hal-Vilvorde
 Arr. de Louvain

Prov. de Flandre occidentale
 Arr. de Bruges
 Arr. de Dixmude
 Arr. d'Ypres
 Arr. de Courtrai
 Arr. d'Ostende
 Arr. de Roulers
 Arr. de Tielt
 Arr. de Furnes

Prov. de Brabant wallon
 Arr. de Nivelles

Prov. de Hainaut
 Arr. d'Ath
 Arr. de Charleroi
 Arr. de Mons
 Arr. de Mouscron
 Arr. de Soignies
 Arr. de Thuin
 Arr. de Tournai

Prov. de Liège
 Arr. de Huy
 Arr. de Liège
 Arr. de Verviers
 Arr. de Waremme

Prov. de Luxembourg
 Arr. d'Arlon
 Arr. de Bastogne
 Arr. de Marche-en-Famenne
 Arr. de Neufchâteau
 Arr. de Virton

Prov. de Namur
 Arr. de Dinant
 Arr. de Namur
 Arr. de Philippeville

Population au 1.1.2004

Population totale selon les principales nationalités par commune

| | Europe | | | | | | | | | | | |
|-----------------------------------|------------|---------------|------------|--------|-------|-----------|-------|--------|-------|---------|--------|-------|
| | Tous pays | Europe des 15 | | | | | | | | | | |
| | | Total | Total | DE | AT | BE | DK | ES | FI | FR | GR | IE |
| Belgique | 10.396.421 | 10.191.916 | 10.105.145 | 35.530 | 2.349 | 9.536.134 | 3.394 | 43.802 | 2.976 | 114.943 | 17.096 | 3.466 |
| <i>Rég. de Bruxelles-Capitale</i> | 999.899 | 910.416 | 881.727 | 7.778 | 1.231 | 736.448 | 1.711 | 20.428 | 1.893 | 39.138 | 8.922 | 1.859 |
| Anderlecht | 92.755 | 84.228 | 82.327 | 76 | 7 | 71.376 | 7 | 2.375 | 9 | 1.783 | 1.028 | 10 |
| Auderghem | 29.088 | 27.500 | 27.228 | 358 | 47 | 23.493 | 96 | 411 | 89 | 1.046 | 182 | 91 |
| Berchem-Sainte-Agathe | 19.641 | 18.766 | 18.520 | 27 | 2 | 17.103 | 5 | 327 | 5 | 325 | 102 | 13 |
| Bruxelles | 141.312 | 124.347 | 120.376 | 1.099 | 228 | 100.425 | 268 | 3.170 | 315 | 5.143 | 1.519 | 280 |
| Etterbeek | 41.342 | 37.995 | 36.639 | 647 | 149 | 27.843 | 167 | 1.051 | 227 | 2.320 | 349 | 199 |
| Evere | 32.718 | 30.976 | 30.071 | 113 | 14 | 27.479 | 11 | 354 | 9 | 636 | 126 | 17 |
| Forest | 47.426 | 43.338 | 42.657 | 172 | 29 | 35.006 | 35 | 1.385 | 12 | 1.589 | 465 | 23 |
| Ganshoren | 20.492 | 19.715 | 19.535 | 30 | 5 | 18.188 | 1 | 273 | 2 | 404 | 66 | 2 |
| Ixelles | 76.092 | 68.254 | 66.122 | 1.355 | 205 | 46.875 | 328 | 1.687 | 298 | 6.128 | 694 | 381 |
| Jette | 41.938 | 39.418 | 38.840 | 55 | 13 | 35.937 | 8 | 565 | 5 | 788 | 168 | 10 |
| Koekelberg | 17.317 | 15.880 | 15.434 | 25 | 4 | 13.775 | 3 | 307 | 5 | 483 | 159 | 6 |
| Molenbeek-Saint-Jean | 78.087 | 66.444 | 64.544 | 93 | 5 | 57.643 | 15 | 1.211 | 16 | 2.046 | 466 | 9 |
| Saint-Gilles | 43.897 | 38.480 | 37.428 | 311 | 42 | 26.136 | 55 | 2.119 | 55 | 2.282 | 873 | 60 |
| Saint-Josse-ten-Noode | 23.047 | 19.722 | 17.453 | 90 | 7 | 15.379 | 21 | 317 | 21 | 585 | 84 | 22 |
| Schaerbeek | 110.253 | 99.616 | 91.922 | 682 | 93 | 79.201 | 119 | 1.778 | 104 | 2.986 | 1.183 | 213 |
| Uccle | 75.122 | 71.786 | 70.359 | 718 | 113 | 56.856 | 263 | 1.231 | 80 | 5.939 | 378 | 114 |
| Watermael-Boitsfort | 24.298 | 23.385 | 23.205 | 233 | 31 | 20.516 | 80 | 214 | 65 | 791 | 90 | 72 |
| Woluwe-Saint-Lambert | 47.332 | 44.715 | 43.878 | 714 | 97 | 35.687 | 104 | 849 | 291 | 2.149 | 534 | 183 |
| Woluwe-Saint-Pierre | 37.742 | 35.851 | 35.189 | 980 | 140 | 27.530 | 125 | 804 | 285 | 1.715 | 456 | 154 |
| <i>Rég. flamande</i> | 6.016.024 | 5.943.761 | 5.905.505 | 11.421 | 851 | 5.727.649 | 1.095 | 10.064 | 824 | 17.599 | 3.680 | 1.267 |
| Prov. d'Anvers | 1.668.812 | 1.633.545 | 1.620.845 | 3.010 | 319 | 1.564.114 | 270 | 2.780 | 135 | 3.234 | 448 | 215 |
| Arr. d'Anvers | 944.921 | 916.296 | 905.819 | 2.170 | 260 | 870.166 | 212 | 2.348 | 110 | 2.578 | 361 | 158 |
| Aartselaar | 14.237 | 14.159 | 14.125 | 22 | 6 | 13.934 | 0 | 29 | 0 | 17 | 3 | 0 |
| Anvers | 455.148 | 429.623 | 420.560 | 1.209 | 195 | 402.155 | 126 | 1.860 | 76 | 2.071 | 308 | 119 |
| Boechout | 11.953 | 11.916 | 11.878 | 8 | 1 | 11.760 | 1 | 10 | 1 | 4 | 0 | 0 |
| Boom | 15.567 | 15.134 | 15.030 | 21 | 2 | 14.782 | 0 | 64 | 0 | 26 | 0 | 0 |
| Borsbeek | 10.304 | 10.199 | 10.120 | 18 | 7 | 9.928 | 0 | 11 | 1 | 15 | 0 | 2 |
| Brasschaat | 37.165 | 36.741 | 36.624 | 171 | 9 | 34.321 | 20 | 41 | 4 | 73 | 15 | 5 |
| Brecht | 25.908 | 25.850 | 25.801 | 33 | 5 | 24.927 | 5 | 10 | 0 | 16 | 1 | 3 |
| Edegem | 21.912 | 21.757 | 21.697 | 45 | 1 | 21.304 | 6 | 25 | 2 | 38 | 2 | 3 |
| Essen | 16.791 | 16.739 | 16.693 | 19 | 1 | 14.099 | 1 | 3 | 1 | 4 | 0 | 1 |
| Hemiksem | 9.436 | 9.389 | 9.358 | 19 | 2 | 9.254 | 0 | 16 | 1 | 10 | 0 | 0 |
| Hove | 8.155 | 8.131 | 8.116 | 11 | 0 | 8.026 | 1 | 9 | 0 | 2 | 0 | 0 |
| Kalmthout | 17.396 | 17.313 | 17.276 | 73 | 0 | 15.650 | 1 | 6 | 1 | 16 | 0 | 3 |
| Kapellen | 25.974 | 25.821 | 25.754 | 136 | 4 | 23.858 | 13 | 7 | 1 | 33 | 2 | 0 |
| Kontich | 20.170 | 19.990 | 19.965 | 22 | 3 | 19.692 | 0 | 10 | 4 | 20 | 5 | 1 |
| Lint | 7.959 | 7.942 | 7.938 | 8 | 0 | 7.872 | 0 | 5 | 0 | 1 | 0 | 0 |
| Malle | 14.096 | 14.062 | 14.044 | 17 | 1 | 13.727 | 0 | 6 | 0 | 6 | 0 | 2 |
| Mortsel | 24.450 | 24.269 | 24.159 | 23 | 3 | 23.753 | 5 | 43 | 2 | 26 | 3 | 1 |
| Niel | 8.637 | 8.575 | 8.519 | 12 | 1 | 8.401 | 1 | 20 | 0 | 16 | 1 | 1 |
| Ranst | 17.708 | 17.655 | 17.640 | 20 | 2 | 17.482 | 0 | 11 | 1 | 6 | 1 | 0 |
| Rumst | 14.588 | 14.509 | 14.494 | 8 | 0 | 14.379 | 0 | 16 | 0 | 9 | 0 | 0 |
| Schelle | 7.746 | 7.702 | 7.692 | 5 | 2 | 7.631 | 1 | 13 | 0 | 6 | 1 | 0 |
| Schilde | 19.652 | 19.495 | 19.449 | 59 | 6 | 18.057 | 7 | 17 | 0 | 27 | 7 | 9 |
| Schoten | 33.190 | 32.946 | 32.797 | 50 | 1 | 31.567 | 20 | 53 | 11 | 30 | 3 | 4 |
| Stabroek | 17.389 | 17.343 | 17.309 | 71 | 2 | 16.899 | 2 | 7 | 0 | 17 | 2 | 0 |
| Wijnegem | 8.767 | 8.739 | 8.712 | 11 | 5 | 8.557 | 0 | 9 | 0 | 9 | 3 | 0 |
| Wommelgem | 11.957 | 11.900 | 11.842 | 12 | 0 | 11.710 | 2 | 18 | 0 | 8 | 0 | 0 |
| Wuustwezel | 18.006 | 17.935 | 17.895 | 18 | 1 | 16.991 | 0 | 3 | 3 | 6 | 1 | 0 |
| Zandhoven | 12.260 | 12.222 | 12.206 | 8 | 0 | 12.049 | 0 | 3 | 0 | 16 | 0 | 0 |
| Zoersel | 20.400 | 20.363 | 20.324 | 19 | 0 | 19.831 | 0 | 11 | 0 | 13 | 2 | 3 |
| Zwijndrecht | 18.000 | 17.877 | 17.802 | 22 | 0 | 17.570 | 0 | 12 | 1 | 37 | 1 | 1 |
| Arr. de Malines | 309.865 | 305.350 | 304.048 | 245 | 20 | 300.781 | 24 | 285 | 8 | 311 | 53 | 17 |
| Berlaar | 10.345 | 10.308 | 10.297 | 1 | 0 | 10.243 | 1 | 4 | 0 | 11 | 0 | 0 |

Europe (suite)

Europe des 15 (suite)

| IT | LU | NL | PT | GB | SE | BA | PL | RO | RU | CH | TR | YU | Autres pays | |
|---------|-------|---------|--------|--------|-------|-------|-------|-------|-------|-------|--------|-------|-------------|-----------------------------------|
| 183.021 | 4.312 | 100.700 | 26.802 | 26.183 | 4.437 | 1.060 | 1.570 | 4.617 | 3.655 | 1.973 | 41.336 | 7.052 | 15.508 | Belgique |
| 27.953 | 1.268 | 5.443 | 15.958 | 9.230 | 2.467 | 183 | 5.412 | 1.958 | 1.095 | 688 | 11.595 | 2.101 | 5.657 | <i>Rég. de Bruxelles-Capitale</i> |
| 3.672 | 52 | 227 | 1.542 | 151 | 12 | 16 | 486 | 143 | 39 | 25 | 799 | 151 | 242 | Anderlecht |
| 542 | 54 | 125 | 307 | 323 | 64 | 2 | 88 | 23 | 20 | 19 | 19 | 10 | 91 | Auderghem |
| 399 | 9 | 56 | 121 | 24 | 2 | 6 | 50 | 25 | 8 | 3 | 45 | 45 | 64 | Berchem-Sainte-Agathe |
| 3.681 | 123 | 990 | 1.310 | 1.429 | 396 | 30 | 689 | 378 | 134 | 99 | 1.526 | 238 | 877 | Bruxelles |
| 1.349 | 73 | 305 | 909 | 812 | 239 | 11 | 534 | 88 | 60 | 37 | 94 | 88 | 444 | Etterbeek |
| 778 | 24 | 94 | 285 | 116 | 15 | 3 | 174 | 56 | 11 | 7 | 217 | 184 | 253 | Evere |
| 2.149 | 48 | 160 | 1.305 | 233 | 46 | 3 | 274 | 71 | 17 | 22 | 84 | 38 | 172 | Forest |
| 363 | 12 | 52 | 101 | 34 | 2 | 2 | 46 | 13 | 12 | 8 | 37 | 22 | 40 | Ganshoren |
| 2.558 | 256 | 780 | 2.050 | 1.842 | 685 | 7 | 557 | 200 | 121 | 138 | 167 | 132 | 810 | Ixelles |
| 802 | 37 | 132 | 257 | 58 | 5 | 3 | 156 | 41 | 31 | 14 | 132 | 81 | 120 | Jette |
| 385 | 15 | 44 | 182 | 37 | 4 | 4 | 60 | 41 | 13 | 6 | 157 | 70 | 95 | Koekelberg |
| 2.109 | 30 | 241 | 540 | 104 | 16 | 58 | 255 | 211 | 23 | 11 | 788 | 317 | 237 | Molenbeek-Saint-Jean |
| 1.780 | 49 | 250 | 2.840 | 418 | 158 | 9 | 468 | 99 | 21 | 46 | 181 | 49 | 179 | Saint-Gilles |
| 502 | 14 | 102 | 174 | 113 | 22 | 0 | 135 | 43 | 19 | 7 | 1.824 | 54 | 187 | Saint-Josse-ten-Noode |
| 2.624 | 98 | 545 | 1.425 | 776 | 95 | 18 | 760 | 270 | 52 | 55 | 5.253 | 517 | 769 | Schaerbeek |
| 1.712 | 130 | 499 | 1.188 | 915 | 223 | 2 | 322 | 80 | 381 | 96 | 115 | 34 | 397 | Uccle |
| 352 | 31 | 150 | 151 | 354 | 75 | 3 | 33 | 23 | 14 | 14 | 15 | 9 | 69 | Watermael-Boitsfort |
| 1.213 | 122 | 299 | 747 | 681 | 208 | 3 | 181 | 102 | 73 | 44 | 74 | 22 | 338 | Woluwe-Saint-Lambert |
| 983 | 91 | 392 | 524 | 810 | 200 | 3 | 144 | 51 | 46 | 37 | 68 | 40 | 273 | Woluwe-Saint-Pierre |
| 23.159 | 550 | 88.179 | 5.855 | 12.198 | 1.114 | 563 | 3.941 | 1.303 | 1.838 | 737 | 19.711 | 3.448 | 6.715 | <i>Rég. flamande</i> |
| 2.189 | 122 | 37.407 | 2.671 | 3.638 | 293 | 311 | 1.827 | 373 | 702 | 321 | 5.312 | 1.500 | 2.354 | Prov. d'Anvers |
| 1.617 | 105 | 20.437 | 2.123 | 2.926 | 248 | 290 | 1.611 | 208 | 533 | 282 | 4.355 | 1.290 | 1.908 | Arr. d'Anvers |
| 9 | 0 | 76 | 10 | 18 | 1 | 0 | 1 | 0 | 3 | 2 | 5 | 22 | 1 | Aartselaar |
| 1.255 | 57 | 7.064 | 1.910 | 2.016 | 139 | 237 | 1.360 | 165 | 394 | 206 | 4.245 | 962 | 1.494 | Anvers |
| 6 | 1 | 62 | 12 | 12 | 0 | 0 | 3 | 0 | 0 | 4 | 4 | 7 | 20 | Boechout |
| 24 | 0 | 81 | 16 | 12 | 2 | 3 | 9 | 2 | 1 | 3 | 5 | 27 | 54 | Boom |
| 16 | 0 | 79 | 16 | 21 | 6 | 0 | 35 | 3 | 4 | 1 | 0 | 30 | 6 | Borsbeek |
| 50 | 2 | 1.736 | 20 | 125 | 32 | 6 | 13 | 1 | 15 | 12 | 11 | 11 | 48 | Brasschaat |
| 10 | 0 | 735 | 16 | 36 | 4 | 0 | 15 | 3 | 11 | 1 | 1 | 1 | 17 | Brecht |
| 28 | 8 | 170 | 7 | 58 | 0 | 2 | 14 | 3 | 7 | 4 | 6 | 4 | 20 | Edegem |
| 7 | 0 | 2.525 | 7 | 23 | 2 | 0 | 8 | 5 | 5 | 2 | 7 | 4 | 15 | Essen |
| 6 | 1 | 33 | 8 | 8 | 0 | 0 | 2 | 0 | 6 | 0 | 11 | 10 | 2 | Hemiksem |
| 0 | 1 | 58 | 0 | 8 | 0 | 0 | 2 | 1 | 0 | 2 | 1 | 7 | 2 | Hove |
| 8 | 0 | 1.464 | 0 | 47 | 7 | 0 | 4 | 3 | 9 | 7 | 2 | 2 | 10 | Kalmthout |
| 37 | 2 | 1.557 | 13 | 86 | 5 | 1 | 18 | 1 | 10 | 4 | 7 | 5 | 21 | Kapellen |
| 15 | 3 | 144 | 3 | 33 | 10 | 1 | 3 | 0 | 2 | 3 | 2 | 5 | 9 | Kontich |
| 1 | 0 | 40 | 1 | 10 | 0 | 0 | 0 | 0 | 0 | 1 | 0 | 1 | 2 | Lint |
| 7 | 1 | 254 | 0 | 23 | 0 | 0 | 4 | 1 | 2 | 0 | 0 | 6 | 5 | Malle |
| 25 | 9 | 207 | 8 | 49 | 2 | 7 | 27 | 4 | 5 | 1 | 6 | 15 | 45 | Mortsel |
| 2 | 2 | 42 | 1 | 18 | 1 | 22 | 6 | 1 | 1 | 0 | 6 | 15 | 5 | Niel |
| 3 | 3 | 87 | 10 | 13 | 1 | 0 | 3 | 0 | 2 | 2 | 0 | 1 | 7 | Ranst |
| 7 | 0 | 54 | 11 | 10 | 0 | 0 | 2 | 1 | 1 | 1 | 0 | 5 | 5 | Rumst |
| 2 | 1 | 24 | 0 | 6 | 0 | 0 | 2 | 1 | 1 | 1 | 1 | 2 | 2 | Schelle |
| 11 | 5 | 1.146 | 1 | 87 | 10 | 0 | 13 | 2 | 16 | 8 | 0 | 0 | 7 | Schilde |
| 26 | 4 | 911 | 15 | 82 | 20 | 0 | 12 | 0 | 16 | 6 | 12 | 69 | 34 | Schoten |
| 22 | 2 | 265 | 3 | 17 | 0 | 0 | 3 | 2 | 2 | 4 | 2 | 12 | 9 | Stabroek |
| 7 | 0 | 96 | 3 | 12 | 0 | 0 | 7 | 0 | 4 | 1 | 3 | 5 | 7 | Wijnegem |
| 4 | 0 | 72 | 4 | 12 | 0 | 0 | 11 | 0 | 1 | 0 | 11 | 24 | 11 | Wommelgem |
| 2 | 0 | 841 | 17 | 9 | 3 | 1 | 15 | 2 | 4 | 0 | 1 | 1 | 16 | Wuustwezel |
| 0 | 1 | 114 | 4 | 9 | 2 | 0 | 6 | 3 | 2 | 0 | 0 | 0 | 5 | Zandhoven |
| 8 | 2 | 391 | 5 | 38 | 1 | 0 | 6 | 2 | 7 | 4 | 1 | 11 | 8 | Zoersel |
| 19 | 0 | 109 | 2 | 28 | 0 | 10 | 7 | 2 | 2 | 2 | 5 | 26 | 21 | Zwijndrecht |
| 259 | 7 | 1.551 | 177 | 297 | 13 | 21 | 70 | 61 | 70 | 15 | 721 | 148 | 196 | Arr. de Malines |
| 5 | 0 | 22 | 1 | 9 | 0 | 0 | 1 | 0 | 4 | 0 | 1 | 0 | 5 | Berlaar |

Population au 1.1.2004

Population totale selon les principales nationalités par commune (suite)

| | Asie | | | | | | | | | Amérique | | | | |
|-----------------------------------|--------|-------|-------|-------|-------|-------|-------|-------|-------------|----------|-------|--------|-------|-------------|
| | Total | IN | JP | PH | CN | TH | IL | PK | Autres pays | Total | CA | US | BR | Autres pays |
| Belgique | 37.748 | 4.363 | 3.958 | 3.405 | 6.883 | 2.444 | 1.592 | 2.621 | 12.482 | 25.043 | 2.601 | 11.582 | 2.160 | 8.700 |
| <i>Rég. de Bruxelles-Capitale</i> | 13.926 | 1.237 | 2.650 | 1.648 | 1.977 | 344 | 449 | 1.083 | 4.538 | 8.820 | 892 | 3.050 | 848 | 4.030 |
| Anderlecht | 558 | 32 | 4 | 27 | 78 | 23 | 12 | 149 | 233 | 280 | 10 | 24 | 70 | 176 |
| Auderghem | 933 | 26 | 576 | 19 | 128 | 11 | 3 | 4 | 166 | 196 | 25 | 91 | 17 | 63 |
| Berchem-Sainte-Agathe | 93 | 3 | 1 | 7 | 19 | 9 | 0 | 11 | 43 | 61 | 2 | 5 | 8 | 46 |
| Bruxelles | 1.661 | 178 | 217 | 137 | 295 | 49 | 33 | 198 | 554 | 1.330 | 127 | 483 | 126 | 594 |
| Etterbeek | 1.095 | 130 | 67 | 70 | 295 | 10 | 10 | 51 | 462 | 509 | 66 | 170 | 27 | 246 |
| Evere | 275 | 55 | 23 | 15 | 27 | 7 | 8 | 12 | 128 | 145 | 25 | 53 | 12 | 55 |
| Forest | 344 | 20 | 16 | 76 | 22 | 8 | 51 | 43 | 108 | 324 | 17 | 77 | 73 | 157 |
| Ganshoren | 150 | 3 | 5 | 4 | 35 | 6 | 5 | 13 | 79 | 67 | 3 | 7 | 7 | 50 |
| Ixelles | 2.272 | 237 | 256 | 483 | 338 | 43 | 69 | 83 | 763 | 1.718 | 187 | 723 | 129 | 679 |
| Jette | 507 | 23 | 3 | 22 | 94 | 58 | 1 | 17 | 289 | 139 | 7 | 27 | 17 | 88 |
| Koekelberg | 142 | 0 | 8 | 6 | 48 | 3 | 3 | 19 | 55 | 79 | 6 | 13 | 8 | 52 |
| Molenbeek-Saint-Jean | 739 | 23 | 10 | 52 | 83 | 23 | 7 | 232 | 309 | 155 | 4 | 20 | 31 | 100 |
| Saint-Gilles | 630 | 45 | 36 | 202 | 60 | 7 | 14 | 88 | 178 | 640 | 38 | 97 | 97 | 408 |
| Saint-Josse-ten-Noode | 293 | 45 | 24 | 20 | 35 | 5 | 1 | 34 | 129 | 225 | 8 | 15 | 15 | 187 |
| Schaerbeek | 838 | 97 | 28 | 181 | 150 | 19 | 9 | 63 | 291 | 862 | 72 | 144 | 59 | 587 |
| Uccle | 1.045 | 88 | 128 | 253 | 64 | 25 | 204 | 15 | 268 | 718 | 84 | 366 | 72 | 196 |
| Watermael-Boitsfort | 386 | 14 | 259 | 7 | 38 | 6 | 6 | 7 | 49 | 246 | 47 | 139 | 5 | 55 |
| Woluwe-Saint-Lambert | 972 | 153 | 410 | 21 | 91 | 13 | 11 | 17 | 256 | 643 | 67 | 364 | 35 | 177 |
| Woluwe-Saint-Pierre | 993 | 65 | 579 | 46 | 77 | 19 | 2 | 27 | 178 | 483 | 97 | 232 | 40 | 114 |
| <i>Rég. flamande</i> | 18.625 | 2.733 | 1.060 | 1.618 | 3.274 | 1.763 | 1.027 | 1.154 | 5.996 | 9.015 | 783 | 4.221 | 802 | 3.209 |
| Prov. d'Anvers | 7.970 | 1.512 | 397 | 553 | 1.085 | 712 | 879 | 596 | 2.236 | 3.305 | 266 | 1.347 | 331 | 1.361 |
| Arr. d'Anvers | 6.713 | 1.370 | 372 | 389 | 896 | 419 | 875 | 525 | 1.867 | 2.878 | 234 | 1.216 | 254 | 1.174 |
| Aartselaar | 41 | 3 | 15 | 0 | 7 | 4 | 1 | 0 | 11 | 17 | 2 | 6 | 3 | 6 |
| Anvers | 5.673 | 1.270 | 251 | 320 | 768 | 242 | 825 | 494 | 1.503 | 2.219 | 180 | 890 | 171 | 978 |
| Boechout | 12 | 2 | 0 | 1 | 1 | 1 | 0 | 0 | 7 | 11 | 0 | 7 | 1 | 3 |
| Boom | 45 | 0 | 0 | 3 | 12 | 14 | 0 | 0 | 16 | 17 | 0 | 0 | 6 | 11 |
| Borsbeek | 22 | 0 | 0 | 0 | 7 | 4 | 0 | 7 | 4 | 16 | 0 | 1 | 5 | 10 |
| Brasschaat | 186 | 13 | 48 | 6 | 8 | 8 | 17 | 5 | 81 | 171 | 20 | 102 | 12 | 37 |
| Brecht | 14 | 0 | 0 | 3 | 1 | 4 | 1 | 0 | 5 | 19 | 0 | 7 | 7 | 5 |
| Edegem | 83 | 35 | 6 | 4 | 7 | 4 | 11 | 0 | 16 | 20 | 0 | 7 | 7 | 6 |
| Essen | 15 | 3 | 1 | 2 | 2 | 1 | 0 | 1 | 5 | 8 | 3 | 1 | 2 | 2 |
| Hemiksem | 11 | 0 | 0 | 1 | 7 | 0 | 0 | 0 | 3 | 3 | 0 | 0 | 2 | 1 |
| Hove | 13 | 4 | 1 | 0 | 2 | 3 | 0 | 0 | 3 | 5 | 0 | 3 | 0 | 2 |
| Kalmthout | 34 | 2 | 0 | 4 | 2 | 14 | 0 | 0 | 12 | 32 | 5 | 11 | 8 | 8 |
| Kapellen | 86 | 3 | 25 | 8 | 7 | 9 | 5 | 1 | 28 | 39 | 4 | 21 | 4 | 10 |
| Kontich | 54 | 3 | 5 | 2 | 4 | 4 | 0 | 0 | 36 | 10 | 2 | 3 | 3 | 2 |
| Lint | 5 | 0 | 0 | 0 | 0 | 0 | 0 | 0 | 5 | 3 | 0 | 1 | 0 | 2 |
| Malle | 20 | 0 | 1 | 3 | 4 | 6 | 0 | 0 | 6 | 3 | 0 | 1 | 1 | 1 |
| Mortsel | 55 | 3 | 4 | 4 | 7 | 19 | 2 | 3 | 13 | 22 | 0 | 6 | 4 | 12 |
| Niel | 19 | 2 | 0 | 4 | 2 | 9 | 0 | 0 | 2 | 6 | 0 | 0 | 2 | 4 |
| Ranst | 17 | 0 | 0 | 1 | 4 | 8 | 0 | 0 | 4 | 11 | 1 | 3 | 0 | 7 |
| Rumst | 18 | 2 | 1 | 3 | 3 | 7 | 1 | 0 | 1 | 6 | 2 | 0 | 0 | 4 |
| Schelle | 8 | 0 | 0 | 0 | 1 | 4 | 0 | 0 | 3 | 7 | 1 | 3 | 0 | 3 |
| Schilde | 46 | 0 | 5 | 3 | 8 | 2 | 8 | 3 | 17 | 89 | 8 | 61 | 3 | 17 |
| Schoten | 89 | 19 | 6 | 6 | 6 | 14 | 3 | 1 | 34 | 76 | 4 | 51 | 6 | 15 |
| Stabroek | 22 | 1 | 0 | 3 | 2 | 2 | 0 | 0 | 14 | 13 | 0 | 8 | 2 | 3 |
| Wijnegem | 7 | 0 | 0 | 0 | 3 | 0 | 1 | 0 | 3 | 7 | 0 | 1 | 0 | 6 |
| Wommelgem | 15 | 0 | 0 | 3 | 4 | 3 | 0 | 1 | 4 | 11 | 1 | 3 | 1 | 6 |
| Wuustwezel | 28 | 5 | 0 | 0 | 3 | 12 | 0 | 0 | 8 | 8 | 0 | 6 | 1 | 1 |
| Zandhoven | 21 | 0 | 2 | 0 | 5 | 5 | 0 | 0 | 9 | 12 | 0 | 5 | 0 | 7 |
| Zoersel | 17 | 0 | 1 | 3 | 4 | 3 | 0 | 5 | 1 | 7 | 0 | 5 | 1 | 1 |
| Zwijndrecht | 37 | 0 | 0 | 2 | 5 | 13 | 0 | 4 | 13 | 10 | 1 | 3 | 2 | 4 |
| Arr. de Malines | 656 | 68 | 11 | 80 | 115 | 126 | 2 | 28 | 226 | 196 | 10 | 63 | 29 | 94 |
| Berlaar | 7 | 3 | 1 | 0 | 0 | 0 | 0 | 0 | 3 | 13 | 0 | 2 | 6 | 5 |

Afrique

| Total | CM | CD | DZ | MA | TN | Autres pays | Océanie |
|---------|-------|--------|-------|--------|-------|-------------|---------|
| 128.150 | 2.432 | 13.823 | 7.336 | 81.763 | 3.328 | 19.468 | 914 |
| 61.100 | 1.209 | 7.300 | 2.097 | 41.987 | 1.350 | 7.157 | 324 |
| 7.261 | 227 | 641 | 213 | 5.364 | 137 | 679 | 5 |
| 398 | 27 | 88 | 18 | 111 | 14 | 140 | 4 |
| 656 | 3 | 178 | 27 | 380 | 7 | 61 | 1 |
| 12.030 | 205 | 1.157 | 350 | 8.835 | 301 | 1.182 | 43 |
| 1.541 | 79 | 266 | 78 | 604 | 75 | 439 | 19 |
| 1.204 | 13 | 376 | 27 | 663 | 17 | 108 | 3 |
| 3.200 | 29 | 275 | 105 | 2.430 | 62 | 299 | 10 |
| 509 | 23 | 115 | 36 | 266 | 11 | 58 | 2 |
| 3.494 | 103 | 562 | 170 | 1.537 | 175 | 947 | 85 |
| 1.687 | 48 | 419 | 64 | 935 | 51 | 170 | 1 |
| 1.148 | 33 | 119 | 42 | 858 | 27 | 69 | 1 |
| 10.248 | 64 | 983 | 201 | 8.248 | 98 | 654 | 4 |
| 3.908 | 71 | 247 | 202 | 2.916 | 102 | 370 | 9 |
| 2.556 | 19 | 276 | 104 | 1.808 | 33 | 316 | 3 |
| 8.379 | 131 | 752 | 245 | 6.270 | 127 | 854 | 26 |
| 1.421 | 50 | 375 | 152 | 453 | 65 | 326 | 23 |
| 222 | 8 | 69 | 8 | 57 | 5 | 75 | 18 |
| 907 | 63 | 310 | 29 | 190 | 22 | 293 | 22 |
| 331 | 13 | 92 | 26 | 62 | 21 | 117 | 45 |
| 39.762 | 385 | 2.435 | 1.100 | 26.799 | 1.069 | 7.974 | 412 |
| 21.706 | 125 | 855 | 224 | 16.360 | 268 | 3.874 | 131 |
| 17.084 | 109 | 739 | 192 | 12.706 | 203 | 3.135 | 107 |
| 14 | 0 | 0 | 0 | 10 | 0 | 4 | 0 |
| 15.858 | 105 | 703 | 178 | 11.844 | 187 | 2.841 | 73 |
| 11 | 0 | 3 | 0 | 2 | 0 | 6 | 0 |
| 350 | 0 | 1 | 3 | 318 | 1 | 27 | 0 |
| 54 | 0 | 0 | 1 | 44 | 0 | 9 | 0 |
| 50 | 0 | 2 | 2 | 4 | 2 | 40 | 9 |
| 18 | 0 | 2 | 0 | 9 | 3 | 4 | 1 |
| 48 | 0 | 6 | 0 | 30 | 2 | 10 | 2 |
| 15 | 0 | 0 | 4 | 5 | 0 | 6 | 0 |
| 31 | 0 | 0 | 0 | 23 | 0 | 8 | 1 |
| 3 | 0 | 0 | 0 | 1 | 1 | 1 | 1 |
| 16 | 0 | 0 | 1 | 4 | 0 | 11 | 0 |
| 20 | 1 | 0 | 0 | 3 | 0 | 16 | 3 |
| 107 | 0 | 0 | 0 | 99 | 1 | 7 | 3 |
| 8 | 0 | 0 | 0 | 7 | 0 | 1 | 0 |
| 10 | 0 | 2 | 1 | 2 | 0 | 5 | 0 |
| 92 | 1 | 11 | 1 | 52 | 1 | 26 | 3 |
| 37 | 0 | 0 | 0 | 31 | 1 | 5 | 0 |
| 23 | 0 | 0 | 0 | 12 | 0 | 11 | 0 |
| 49 | 0 | 0 | 0 | 43 | 2 | 4 | 0 |
| 28 | 0 | 0 | 0 | 24 | 0 | 4 | 0 |
| 20 | 0 | 2 | 0 | 1 | 0 | 17 | 0 |
| 68 | 0 | 0 | 0 | 49 | 0 | 19 | 1 |
| 8 | 0 | 0 | 0 | 5 | 0 | 3 | 0 |
| 9 | 1 | 1 | 0 | 3 | 0 | 4 | 4 |
| 23 | 0 | 0 | 0 | 12 | 0 | 11 | 1 |
| 27 | 0 | 4 | 0 | 7 | 1 | 15 | 1 |
| 4 | 0 | 1 | 0 | 1 | 0 | 2 | 1 |
| 8 | 1 | 1 | 0 | 2 | 0 | 4 | 2 |
| 75 | 0 | 0 | 1 | 59 | 1 | 14 | 1 |
| 3.456 | 10 | 97 | 16 | 3.088 | 25 | 220 | 7 |
| 16 | 0 | 0 | 2 | 2 | 0 | 12 | 0 |

Belgique

Rég. de Bruxelles-Capitale

Anderlecht

Auderghem

Berchem-Sainte-Agathe

Bruxelles

Etterbeek

Evere

Forest

Ganshoren

Ixelles

Jette

Koekelberg

Molenbeek-Saint-Jean

Saint-Gilles

Saint-Josse-ten-Noode

Schaerbeek

Uccle

Watermael-Boitsfort

Woluwe-Saint-Lambert

Woluwe-Saint-Pierre

Rég. flamande

Prov. d'Anvers

Arr. d'Anvers

Aartselaar

Anvers

Boechout

Boom

Borsbeek

Brasschaat

Brecht

Edegem

Essen

Hemiksem

Hove

Kalmthout

Kapellen

Kontich

Lint

Malle

Mortsel

Niel

Ranst

Rumst

Schelle

Schilde

Schoten

Stabroek

Wijnegem

Wommelgem

Wuustwezel

Zandhoven

Zoersel

Zwijndrecht

Arr. de Malines

Berlaar

Population au 1.1.2004

Population totale selon les principales nationalités par commune (suite)

| | Europe | | | | | | | | | | | |
|--------------------------|----------------|----------------|----------------|--------------|-----------|----------------|-----------|--------------|-----------|------------|--------------|-----------|
| | Tous pays | Europe des 15 | | | | | | | | | | |
| | | Total | Total | DE | AT | BE | DK | ES | FI | FR | GR | IE |
| Bonheiden | 14.314 | 14.276 | 14.267 | 14 | 0 | 14.047 | 0 | 2 | 0 | 9 | 4 | 2 |
| Bornem | 19.921 | 19.867 | 19.807 | 5 | 2 | 19.663 | 0 | 10 | 1 | 13 | 0 | 0 |
| Duffel | 15.957 | 15.903 | 15.865 | 16 | 1 | 15.729 | 1 | 5 | 0 | 8 | 1 | 1 |
| Heist-op-den-Berg | 37.868 | 37.789 | 37.732 | 19 | 1 | 37.505 | 2 | 9 | 0 | 16 | 2 | 2 |
| Lierre | 32.821 | 32.560 | 32.197 | 30 | 3 | 31.835 | 2 | 26 | 2 | 43 | 7 | 1 |
| Malines | 76.981 | 73.529 | 73.220 | 99 | 8 | 71.950 | 13 | 168 | 2 | 125 | 30 | 8 |
| Nijlen | 20.642 | 20.600 | 20.584 | 14 | 0 | 20.439 | 3 | 4 | 0 | 5 | 0 | 1 |
| Putte | 15.493 | 15.446 | 15.428 | 6 | 1 | 15.323 | 0 | 8 | 0 | 16 | 0 | 0 |
| Puurs | 15.838 | 15.798 | 15.774 | 16 | 1 | 15.658 | 0 | 7 | 2 | 11 | 2 | 1 |
| Sint-Amands | 7.611 | 7.579 | 7.520 | 4 | 0 | 7.452 | 0 | 5 | 0 | 11 | 0 | 0 |
| Sint-Katelijne-Waver | 19.236 | 19.156 | 19.139 | 11 | 2 | 18.935 | 1 | 12 | 1 | 22 | 2 | 1 |
| Willebroek | 22.838 | 22.539 | 22.218 | 10 | 1 | 22.002 | 1 | 25 | 0 | 21 | 5 | 0 |
| Arr. de Turnhout | 414.026 | 411.899 | 410.978 | 595 | 39 | 393.167 | 34 | 147 | 17 | 345 | 34 | 40 |
| Arendonk | 12.119 | 12.086 | 12.070 | 12 | 1 | 10.964 | 0 | 7 | 0 | 1 | 2 | 0 |
| Baerle-Duc | 2.247 | 2.241 | 2.237 | 3 | 0 | 1.329 | 0 | 1 | 0 | 1 | 0 | 0 |
| Balen | 19.871 | 19.833 | 19.796 | 21 | 0 | 19.260 | 3 | 12 | 0 | 6 | 0 | 0 |
| Beerse | 16.185 | 16.108 | 16.081 | 13 | 3 | 15.596 | 2 | 5 | 1 | 5 | 0 | 2 |
| Dessel | 8.718 | 8.679 | 8.658 | 15 | 1 | 8.422 | 0 | 0 | 0 | 11 | 0 | 0 |
| Geel | 34.444 | 34.137 | 34.070 | 78 | 2 | 33.475 | 5 | 16 | 2 | 61 | 5 | 11 |
| Grobbendonk | 10.690 | 10.669 | 10.654 | 5 | 0 | 10.519 | 0 | 4 | 0 | 5 | 0 | 0 |
| Herentals | 25.869 | 25.713 | 25.627 | 30 | 1 | 25.296 | 0 | 9 | 0 | 16 | 4 | 5 |
| Herenthout | 8.359 | 8.340 | 8.331 | 2 | 0 | 8.294 | 0 | 0 | 0 | 2 | 1 | 0 |
| Herselt | 13.613 | 13.573 | 13.545 | 9 | 0 | 13.438 | 0 | 1 | 0 | 15 | 3 | 0 |
| Hoogstraten | 18.445 | 18.401 | 18.358 | 20 | 0 | 14.977 | 6 | 5 | 0 | 12 | 0 | 0 |
| Hulshout | 8.990 | 8.966 | 8.956 | 12 | 0 | 8.879 | 0 | 2 | 5 | 6 | 1 | 0 |
| Kasterlee | 17.767 | 17.721 | 17.699 | 14 | 1 | 17.326 | 7 | 5 | 0 | 6 | 1 | 0 |
| Laakdal | 14.815 | 14.787 | 14.756 | 10 | 2 | 14.636 | 0 | 2 | 0 | 2 | 0 | 0 |
| Lille | 15.325 | 15.298 | 15.285 | 16 | 3 | 15.059 | 0 | 3 | 0 | 4 | 0 | 1 |
| Meerhout | 9.279 | 9.270 | 9.267 | 2 | 0 | 9.152 | 0 | 5 | 0 | 10 | 0 | 2 |
| Merksplas | 8.027 | 8.007 | 7.993 | 2 | 1 | 7.648 | 0 | 1 | 1 | 2 | 0 | 0 |
| Mol | 32.356 | 32.216 | 31.991 | 171 | 10 | 30.731 | 9 | 39 | 2 | 80 | 6 | 5 |
| Olen | 11.090 | 11.042 | 11.022 | 12 | 1 | 10.919 | 0 | 0 | 0 | 5 | 0 | 0 |
| Oud-Turnhout | 12.475 | 12.438 | 12.432 | 10 | 4 | 11.291 | 0 | 4 | 1 | 1 | 0 | 1 |
| Ravels | 13.436 | 13.406 | 13.390 | 27 | 0 | 10.273 | 0 | 3 | 0 | 9 | 0 | 1 |
| Retie | 10.014 | 10.001 | 9.989 | 12 | 2 | 9.502 | 0 | 1 | 0 | 6 | 0 | 1 |
| Rijkevorsel | 10.495 | 10.468 | 10.454 | 2 | 1 | 10.159 | 0 | 3 | 0 | 4 | 1 | 0 |
| Turnhout | 39.455 | 38.665 | 38.533 | 60 | 5 | 36.910 | 1 | 14 | 2 | 39 | 9 | 6 |
| Vorselaar | 7.323 | 7.307 | 7.292 | 2 | 0 | 7.234 | 0 | 0 | 0 | 5 | 1 | 0 |
| Vosselaar | 10.117 | 10.085 | 10.080 | 20 | 1 | 9.702 | 0 | 1 | 0 | 18 | 0 | 1 |
| Westerlo | 22.502 | 22.442 | 22.412 | 15 | 0 | 22.176 | 1 | 4 | 3 | 13 | 0 | 4 |
| Prov. de Limbourg | 805.786 | 800.602 | 793.047 | 1.931 | 72 | 741.342 | 29 | 1.825 | 20 | 362 | 1.304 | 35 |
| Arr. de Hasselt | 390.212 | 387.231 | 382.123 | 725 | 33 | 368.306 | 7 | 1.139 | 9 | 194 | 774 | 14 |
| As | 7.335 | 7.319 | 7.286 | 27 | 0 | 6.961 | 0 | 8 | 0 | 4 | 13 | 1 |
| Beringen | 40.396 | 40.249 | 39.293 | 62 | 0 | 38.212 | 0 | 98 | 0 | 15 | 58 | 1 |
| Diepenbeek | 17.653 | 17.550 | 17.499 | 23 | 0 | 17.205 | 3 | 16 | 1 | 5 | 7 | 1 |
| Genk | 63.550 | 62.620 | 60.827 | 210 | 10 | 54.098 | 0 | 351 | 0 | 23 | 522 | 1 |
| Gingelom | 7.717 | 7.675 | 7.661 | 10 | 0 | 7.571 | 0 | 3 | 0 | 10 | 2 | 0 |
| Halen | 8.407 | 8.385 | 8.349 | 11 | 0 | 8.274 | 0 | 1 | 1 | 1 | 1 | 0 |
| Ham | 9.574 | 9.548 | 9.456 | 21 | 0 | 9.267 | 0 | 33 | 0 | 1 | 5 | 1 |
| Hasselt | 69.127 | 68.313 | 67.897 | 126 | 10 | 66.635 | 1 | 216 | 2 | 51 | 29 | 4 |
| Herck-la-Ville | 11.597 | 11.537 | 11.509 | 9 | 0 | 11.419 | 0 | 2 | 0 | 3 | 0 | 0 |
| Heusden-Zolder | 30.541 | 30.425 | 29.469 | 41 | 2 | 28.359 | 1 | 239 | 1 | 6 | 29 | 2 |
| Bourg-Léopold | 14.150 | 14.090 | 13.828 | 41 | 2 | 13.521 | 0 | 42 | 0 | 9 | 14 | 1 |
| Lummen | 13.651 | 13.618 | 13.569 | 17 | 0 | 13.399 | 0 | 29 | 0 | 8 | 1 | 0 |
| Nieuwerkerken | 6.516 | 6.478 | 6.464 | 4 | 2 | 6.431 | 0 | 0 | 1 | 6 | 1 | 0 |
| Opglabbeek | 9.330 | 9.297 | 9.269 | 31 | 0 | 8.814 | 0 | 13 | 0 | 3 | 11 | 1 |
| Saint-Trond | 37.722 | 37.304 | 37.138 | 39 | 2 | 36.777 | 1 | 17 | 2 | 46 | 15 | 0 |

Europe (suite)

Europe des 15 (suite)

| IT | LU | NL | PT | GB | SE | BA | PL | RO | RU | CH | TR | YU | Autres pays | |
|--------|----|--------|-----|-----|----|----|-----|-----|-----|----|-------|-----|-------------|--------------------------|
| 8 | 0 | 161 | 6 | 12 | 2 | 0 | 1 | 0 | 2 | 1 | 0 | 0 | 5 | Bonheiden |
| 7 | 0 | 99 | 0 | 7 | 0 | 0 | 4 | 0 | 0 | 1 | 46 | 4 | 5 | Bornem |
| 3 | 0 | 61 | 31 | 8 | 0 | 0 | 5 | 1 | 4 | 0 | 0 | 14 | 14 | Duffel |
| 32 | 0 | 103 | 16 | 25 | 0 | 0 | 9 | 9 | 4 | 3 | 7 | 6 | 19 | Heist-op-den-Berg |
| 27 | 1 | 162 | 9 | 48 | 1 | 4 | 8 | 12 | 3 | 4 | 293 | 22 | 17 | Lierre |
| 113 | 3 | 533 | 47 | 113 | 8 | 13 | 23 | 23 | 34 | 0 | 103 | 44 | 69 | Malines |
| 8 | 0 | 85 | 2 | 22 | 1 | 0 | 4 | 2 | 1 | 1 | 2 | 0 | 6 | Nijlen |
| 7 | 0 | 42 | 14 | 11 | 0 | 0 | 5 | 4 | 5 | 0 | 0 | 0 | 4 | Putte |
| 6 | 0 | 55 | 10 | 5 | 0 | 0 | 1 | 4 | 0 | 0 | 7 | 2 | 10 | Puurs |
| 3 | 1 | 39 | 0 | 4 | 1 | 0 | 2 | 0 | 1 | 0 | 49 | 0 | 7 | Sint-Amands |
| 7 | 0 | 92 | 40 | 13 | 0 | 0 | 4 | 1 | 1 | 0 | 2 | 1 | 8 | Sint-Katelijne-Waver |
| 33 | 2 | 97 | 1 | 20 | 0 | 4 | 3 | 5 | 11 | 5 | 211 | 55 | 27 | Willebroek |
| 313 | 10 | 15.419 | 371 | 415 | 32 | 0 | 146 | 104 | 99 | 24 | 236 | 62 | 250 | Arr. de Turnhout |
| 13 | 0 | 1.023 | 42 | 4 | 1 | 0 | 4 | 1 | 0 | 0 | 0 | 6 | 5 | Arendonk |
| 1 | 0 | 895 | 5 | 2 | 0 | 0 | 0 | 3 | 0 | 0 | 0 | 1 | 0 | Baerle-Duc |
| 9 | 0 | 458 | 9 | 18 | 0 | 0 | 7 | 6 | 0 | 1 | 12 | 0 | 11 | Balen |
| 12 | 0 | 414 | 9 | 19 | 0 | 0 | 8 | 0 | 3 | 1 | 9 | 2 | 4 | Beerse |
| 4 | 0 | 202 | 0 | 3 | 0 | 0 | 2 | 0 | 1 | 0 | 7 | 0 | 11 | Dessel |
| 25 | 2 | 344 | 10 | 27 | 7 | 0 | 10 | 4 | 5 | 0 | 8 | 9 | 31 | Geel |
| 3 | 0 | 93 | 1 | 24 | 0 | 0 | 3 | 0 | 1 | 3 | 0 | 1 | 7 | Grobbendonk |
| 24 | 2 | 178 | 13 | 48 | 1 | 0 | 12 | 5 | 12 | 4 | 12 | 19 | 22 | Herentals |
| 0 | 0 | 20 | 3 | 9 | 0 | 0 | 1 | 0 | 0 | 0 | 2 | 4 | 2 | Herenthout |
| 3 | 0 | 63 | 3 | 9 | 1 | 0 | 5 | 4 | 2 | 1 | 2 | 4 | 10 | Herselt |
| 4 | 4 | 3.196 | 114 | 19 | 1 | 0 | 11 | 13 | 4 | 2 | 5 | 2 | 6 | Hoogstraten |
| 2 | 0 | 41 | 1 | 7 | 0 | 0 | 4 | 4 | 1 | 0 | 0 | 0 | 1 | Hulshout |
| 7 | 0 | 311 | 10 | 11 | 0 | 0 | 6 | 0 | 1 | 3 | 5 | 0 | 7 | Kasterlee |
| 20 | 0 | 79 | 1 | 4 | 0 | 0 | 8 | 6 | 0 | 0 | 7 | 0 | 10 | Laakdal |
| 6 | 0 | 174 | 4 | 12 | 3 | 0 | 2 | 2 | 3 | 0 | 1 | 2 | 3 | Lille |
| 2 | 0 | 86 | 4 | 4 | 0 | 0 | 1 | 1 | 0 | 0 | 0 | 0 | 1 | Meerhout |
| 1 | 0 | 310 | 18 | 8 | 1 | 0 | 4 | 1 | 3 | 1 | 3 | 0 | 2 | Merksplas |
| 66 | 1 | 785 | 28 | 45 | 13 | 0 | 12 | 9 | 34 | 2 | 126 | 3 | 39 | Mol |
| 4 | 0 | 70 | 8 | 2 | 1 | 0 | 4 | 4 | 0 | 1 | 9 | 0 | 2 | Olen |
| 19 | 0 | 1.085 | 2 | 14 | 0 | 0 | 3 | 0 | 0 | 0 | 0 | 0 | 3 | Oud-Turnhout |
| 5 | 0 | 3.046 | 7 | 19 | 0 | 0 | 4 | 2 | 3 | 0 | 2 | 0 | 5 | Ravels |
| 2 | 0 | 443 | 15 | 5 | 0 | 0 | 1 | 0 | 1 | 1 | 2 | 0 | 7 | Retie |
| 1 | 0 | 239 | 38 | 5 | 1 | 0 | 6 | 3 | 0 | 0 | 1 | 0 | 4 | Rijkevorsel |
| 71 | 1 | 1.347 | 10 | 56 | 2 | 0 | 19 | 33 | 16 | 4 | 11 | 6 | 43 | Turnhout |
| 0 | 0 | 41 | 1 | 8 | 0 | 0 | 2 | 0 | 0 | 0 | 9 | 2 | 2 | Vorselaar |
| 1 | 0 | 327 | 0 | 9 | 0 | 0 | 0 | 1 | 2 | 0 | 0 | 0 | 2 | Vosselaar |
| 8 | 0 | 149 | 15 | 24 | 0 | 0 | 7 | 2 | 7 | 0 | 3 | 1 | 10 | Westerlo |
| 12.725 | 24 | 32.513 | 305 | 530 | 30 | 41 | 584 | 128 | 148 | 16 | 5.873 | 233 | 532 | Prov. de Limbourg |
| 7.136 | 14 | 3.326 | 248 | 190 | 8 | 20 | 336 | 77 | 68 | 2 | 4.183 | 166 | 256 | Arr. de Hasselt |
| 58 | 0 | 195 | 14 | 5 | 0 | 0 | 11 | 1 | 0 | 0 | 9 | 3 | 9 | As |
| 571 | 0 | 261 | 1 | 13 | 1 | 0 | 32 | 5 | 3 | 0 | 897 | 2 | 17 | Beringen |
| 84 | 0 | 139 | 2 | 12 | 1 | 0 | 5 | 1 | 2 | 0 | 20 | 14 | 9 | Diepenbeek |
| 4.924 | 5 | 509 | 149 | 24 | 1 | 8 | 78 | 4 | 10 | 0 | 1.637 | 16 | 40 | Genk |
| 11 | 0 | 46 | 3 | 5 | 0 | 0 | 5 | 2 | 0 | 0 | 0 | 6 | 1 | Gingelom |
| 8 | 0 | 45 | 4 | 2 | 1 | 0 | 6 | 3 | 0 | 0 | 26 | 0 | 1 | Halen |
| 37 | 0 | 78 | 6 | 7 | 0 | 0 | 8 | 0 | 1 | 0 | 61 | 17 | 5 | Ham |
| 220 | 2 | 540 | 16 | 43 | 2 | 9 | 73 | 23 | 20 | 0 | 207 | 22 | 62 | Hasselt |
| 7 | 0 | 65 | 1 | 3 | 0 | 0 | 10 | 2 | 2 | 0 | 9 | 0 | 5 | Herck-la-Ville |
| 586 | 1 | 184 | 4 | 14 | 0 | 0 | 20 | 5 | 1 | 1 | 902 | 18 | 9 | Heusden-Zolder |
| 34 | 1 | 152 | 4 | 7 | 0 | 0 | 5 | 1 | 11 | 0 | 225 | 11 | 9 | Bourg-Léopold |
| 22 | 3 | 79 | 2 | 7 | 2 | 0 | 12 | 0 | 3 | 0 | 23 | 6 | 5 | Lummen |
| 6 | 0 | 12 | 0 | 1 | 0 | 0 | 1 | 3 | 2 | 0 | 4 | 2 | 2 | Nieuwerkerken |
| 246 | 1 | 134 | 9 | 6 | 0 | 0 | 11 | 2 | 0 | 0 | 9 | 5 | 1 | Opglabbeek |
| 45 | 1 | 169 | 9 | 15 | 0 | 3 | 24 | 24 | 10 | 1 | 14 | 36 | 54 | Saint-Trond |

Population au 1.1.2004

Population totale selon les principales nationalités par commune (suite)

| | Asie | | | | | | | | | Amérique | | | | |
|--------------------------|--------------|------------|-----------|------------|------------|------------|-----------|-----------|-------------|------------|-----------|------------|-----------|-------------|
| | Total | IN | JP | PH | CN | TH | IL | PK | Autres pays | Total | CA | US | BR | Autres pays |
| Bonheiden | 23 | 0 | 2 | 2 | 9 | 5 | 0 | 0 | 5 | 8 | 0 | 6 | 1 | 1 |
| Bornem | 20 | 0 | 3 | 3 | 1 | 9 | 0 | 0 | 4 | 8 | 1 | 2 | 1 | 4 |
| Duffel | 13 | 5 | 0 | 3 | 1 | 1 | 0 | 0 | 3 | 8 | 0 | 1 | 0 | 7 |
| Heist-op-den-Berg | 32 | 2 | 0 | 8 | 5 | 6 | 0 | 0 | 11 | 23 | 2 | 6 | 6 | 9 |
| Lierre | 74 | 6 | 0 | 2 | 16 | 17 | 1 | 7 | 25 | 14 | 0 | 4 | 2 | 8 |
| Malines | 360 | 51 | 3 | 46 | 58 | 55 | 0 | 17 | 130 | 73 | 2 | 32 | 7 | 32 |
| Nijlen | 17 | 0 | 0 | 2 | 0 | 10 | 0 | 0 | 5 | 8 | 2 | 0 | 1 | 5 |
| Putte | 20 | 1 | 0 | 1 | 4 | 5 | 0 | 3 | 6 | 7 | 0 | 2 | 2 | 3 |
| Puurs | 12 | 0 | 0 | 1 | 0 | 3 | 0 | 0 | 8 | 4 | 2 | 0 | 0 | 2 |
| Sint-Amands | 9 | 0 | 0 | 0 | 0 | 4 | 0 | 0 | 5 | 0 | 0 | 0 | 0 | 0 |
| Sint-Katelijne-Waver | 36 | 0 | 2 | 4 | 17 | 6 | 0 | 1 | 6 | 8 | 0 | 4 | 3 | 1 |
| Willebroek | 33 | 0 | 0 | 8 | 4 | 5 | 1 | 0 | 15 | 22 | 1 | 4 | 0 | 17 |
| Arr. de Turnhout | 601 | 74 | 14 | 84 | 74 | 167 | 2 | 43 | 143 | 231 | 22 | 68 | 48 | 93 |
| Arendonk | 10 | 0 | 0 | 1 | 0 | 3 | 0 | 0 | 6 | 9 | 1 | 3 | 2 | 3 |
| Baerle-Duc | 2 | 0 | 0 | 0 | 0 | 2 | 0 | 0 | 0 | 2 | 0 | 0 | 0 | 2 |
| Balen | 17 | 0 | 1 | 2 | 1 | 8 | 0 | 0 | 5 | 6 | 0 | 3 | 0 | 3 |
| Beerse | 13 | 0 | 2 | 3 | 1 | 5 | 0 | 0 | 2 | 9 | 1 | 3 | 3 | 2 |
| Dessel | 4 | 0 | 0 | 2 | 0 | 2 | 0 | 0 | 0 | 6 | 0 | 2 | 0 | 4 |
| Geel | 59 | 11 | 1 | 6 | 7 | 20 | 1 | 4 | 9 | 21 | 4 | 11 | 6 | 0 |
| Grobbendonk | 15 | 1 | 0 | 5 | 0 | 7 | 0 | 0 | 2 | 2 | 0 | 1 | 0 | 1 |
| Herentals | 50 | 5 | 0 | 9 | 9 | 14 | 0 | 0 | 13 | 29 | 4 | 4 | 4 | 17 |
| Herenthout | 10 | 1 | 3 | 1 | 1 | 4 | 0 | 0 | 0 | 1 | 0 | 0 | 1 | 0 |
| Herselt | 23 | 0 | 2 | 2 | 5 | 13 | 0 | 0 | 1 | 9 | 1 | 2 | 3 | 3 |
| Hoogstraten | 13 | 4 | 0 | 0 | 0 | 1 | 0 | 2 | 6 | 13 | 1 | 5 | 4 | 3 |
| Hulshout | 13 | 0 | 0 | 2 | 6 | 2 | 0 | 0 | 3 | 11 | 1 | 3 | 2 | 5 |
| Kasterlee | 20 | 0 | 0 | 4 | 7 | 3 | 0 | 0 | 6 | 6 | 0 | 0 | 3 | 3 |
| Laakdal | 8 | 0 | 0 | 2 | 0 | 6 | 0 | 0 | 0 | 7 | 0 | 3 | 2 | 2 |
| Lille | 11 | 0 | 0 | 0 | 0 | 3 | 0 | 0 | 8 | 4 | 0 | 1 | 0 | 3 |
| Meerhout | 6 | 0 | 0 | 1 | 1 | 0 | 0 | 0 | 4 | 0 | 0 | 0 | 0 | 0 |
| Merksplas | 4 | 0 | 0 | 1 | 0 | 1 | 0 | 0 | 2 | 3 | 1 | 1 | 1 | 0 |
| Mol | 44 | 6 | 2 | 8 | 7 | 7 | 0 | 2 | 12 | 19 | 0 | 8 | 4 | 7 |
| Olen | 18 | 0 | 0 | 1 | 4 | 10 | 0 | 0 | 3 | 6 | 0 | 0 | 0 | 6 |
| Oud-Turnhout | 14 | 0 | 0 | 6 | 1 | 4 | 0 | 0 | 3 | 10 | 0 | 6 | 1 | 3 |
| Ravels | 21 | 2 | 0 | 2 | 5 | 7 | 0 | 0 | 5 | 5 | 0 | 4 | 0 | 1 |
| Retie | 8 | 0 | 0 | 4 | 0 | 2 | 0 | 0 | 2 | 3 | 0 | 0 | 1 | 2 |
| Rijkevorsel | 4 | 2 | 0 | 1 | 0 | 1 | 0 | 0 | 0 | 7 | 0 | 0 | 2 | 5 |
| Turnhout | 158 | 38 | 2 | 12 | 11 | 20 | 1 | 31 | 43 | 34 | 4 | 6 | 7 | 17 |
| Vorselaar | 14 | 0 | 1 | 6 | 0 | 6 | 0 | 1 | 0 | 0 | 0 | 0 | 0 | 0 |
| Vosselaar | 17 | 4 | 0 | 3 | 2 | 7 | 0 | 1 | 0 | 5 | 4 | 1 | 0 | 0 |
| Westerlo | 25 | 0 | 0 | 0 | 6 | 9 | 0 | 2 | 8 | 4 | 0 | 1 | 2 | 1 |
| Prov. de Limbourg | 1.464 | 394 | 55 | 150 | 131 | 211 | 11 | 92 | 420 | 619 | 42 | 333 | 59 | 185 |
| Arr. de Hasselt | 925 | 280 | 47 | 83 | 93 | 82 | 4 | 80 | 256 | 220 | 16 | 89 | 28 | 87 |
| As | 7 | 0 | 1 | 0 | 0 | 5 | 0 | 0 | 1 | 4 | 0 | 3 | 0 | 1 |
| Beringen | 30 | 0 | 2 | 6 | 3 | 5 | 0 | 9 | 5 | 22 | 0 | 4 | 4 | 14 |
| Diepenbeek | 55 | 3 | 1 | 2 | 35 | 4 | 0 | 0 | 10 | 10 | 1 | 3 | 2 | 4 |
| Genk | 69 | 7 | 4 | 9 | 6 | 10 | 0 | 1 | 32 | 41 | 5 | 9 | 6 | 21 |
| Gingelom | 32 | 20 | 0 | 3 | 0 | 3 | 0 | 0 | 6 | 3 | 1 | 0 | 0 | 2 |
| Halen | 6 | 1 | 1 | 0 | 0 | 2 | 0 | 0 | 2 | 5 | 0 | 2 | 1 | 2 |
| Ham | 6 | 0 | 0 | 0 | 1 | 0 | 1 | 1 | 3 | 1 | 0 | 0 | 0 | 1 |
| Hasselt | 295 | 83 | 34 | 22 | 30 | 21 | 3 | 42 | 60 | 55 | 1 | 26 | 3 | 25 |
| Herck-la-Ville | 42 | 35 | 0 | 1 | 1 | 0 | 0 | 5 | 0 | 4 | 2 | 0 | 0 | 2 |
| Heusden-Zolder | 29 | 1 | 2 | 11 | 1 | 4 | 0 | 0 | 10 | 10 | 1 | 4 | 3 | 2 |
| Bourg-Léopold | 24 | 0 | 0 | 5 | 3 | 4 | 0 | 0 | 12 | 11 | 0 | 6 | 0 | 5 |
| Lummen | 11 | 1 | 0 | 5 | 0 | 5 | 0 | 0 | 0 | 1 | 1 | 0 | 0 | 0 |
| Nieuwerkerken | 25 | 16 | 0 | 0 | 1 | 0 | 0 | 7 | 1 | 5 | 0 | 5 | 0 | 0 |
| Opglabbeek | 4 | 0 | 0 | 3 | 0 | 1 | 0 | 0 | 0 | 7 | 1 | 6 | 0 | 0 |
| Saint-Trond | 243 | 110 | 1 | 6 | 8 | 10 | 0 | 11 | 97 | 21 | 0 | 11 | 7 | 3 |

Afrique

| Total | CM | CD | DZ | MA | TN | Autres pays | Océanie |
|-------|----|----|----|-------|----|-------------|---------|
| 6 | 0 | 0 | 0 | 3 | 1 | 2 | 1 |
| 22 | 0 | 5 | 0 | 11 | 2 | 4 | 0 |
| 27 | 0 | 2 | 0 | 20 | 0 | 5 | 1 |
| 19 | 1 | 0 | 0 | 7 | 1 | 10 | 1 |
| 168 | 0 | 5 | 1 | 152 | 3 | 7 | 0 |
| 2.906 | 5 | 46 | 13 | 2.700 | 10 | 132 | 3 |
| 17 | 0 | 0 | 0 | 5 | 2 | 10 | 0 |
| 19 | 4 | 0 | 0 | 4 | 0 | 11 | 0 |
| 10 | 0 | 0 | 0 | 5 | 2 | 3 | 0 |
| 22 | 0 | 0 | 0 | 20 | 0 | 2 | 0 |
| 31 | 0 | 2 | 0 | 26 | 1 | 2 | 0 |
| 193 | 0 | 37 | 0 | 133 | 3 | 20 | 1 |
| 1.166 | 6 | 19 | 16 | 566 | 40 | 519 | 17 |
| 10 | 0 | 0 | 0 | 4 | 0 | 6 | 1 |
| 1 | 0 | 0 | 0 | 0 | 1 | 0 | 1 |
| 12 | 0 | 0 | 0 | 6 | 0 | 6 | 0 |
| 52 | 0 | 3 | 0 | 48 | 0 | 1 | 0 |
| 25 | 0 | 2 | 3 | 6 | 11 | 3 | 0 |
| 204 | 2 | 1 | 0 | 121 | 3 | 77 | 4 |
| 4 | 0 | 0 | 0 | 2 | 0 | 2 | 0 |
| 61 | 0 | 2 | 1 | 7 | 2 | 49 | 1 |
| 8 | 0 | 6 | 0 | 0 | 0 | 2 | 0 |
| 8 | 2 | 0 | 0 | 2 | 0 | 4 | 0 |
| 17 | 0 | 1 | 0 | 6 | 0 | 10 | 1 |
| 0 | 0 | 0 | 0 | 0 | 0 | 0 | 0 |
| 16 | 0 | 1 | 0 | 4 | 1 | 10 | 0 |
| 12 | 0 | 0 | 0 | 6 | 1 | 5 | 0 |
| 12 | 0 | 0 | 0 | 9 | 0 | 3 | 0 |
| 2 | 0 | 0 | 0 | 0 | 0 | 2 | 0 |
| 13 | 0 | 0 | 0 | 10 | 0 | 3 | 0 |
| 74 | 0 | 1 | 2 | 22 | 11 | 38 | 2 |
| 23 | 0 | 0 | 0 | 12 | 0 | 11 | 0 |
| 10 | 0 | 0 | 0 | 8 | 1 | 1 | 2 |
| 2 | 0 | 0 | 0 | 2 | 0 | 0 | 2 |
| 2 | 0 | 0 | 0 | 0 | 1 | 1 | 0 |
| 7 | 0 | 1 | 1 | 0 | 0 | 5 | 0 |
| 566 | 2 | 1 | 3 | 286 | 8 | 266 | 0 |
| 2 | 0 | 0 | 0 | 0 | 0 | 2 | 0 |
| 8 | 0 | 0 | 6 | 1 | 0 | 1 | 1 |
| 15 | 0 | 0 | 0 | 4 | 0 | 11 | 2 |
| 2.701 | 27 | 21 | 95 | 2.225 | 31 | 302 | 25 |
| 1.591 | 20 | 11 | 69 | 1.288 | 25 | 178 | 8 |
| 1 | 0 | 0 | 0 | 1 | 0 | 0 | 0 |
| 82 | 0 | 2 | 15 | 53 | 2 | 10 | 0 |
| 37 | 5 | 0 | 0 | 9 | 1 | 22 | 0 |
| 743 | 2 | 1 | 29 | 671 | 5 | 35 | 1 |
| 5 | 0 | 1 | 0 | 1 | 1 | 2 | 0 |
| 6 | 1 | 0 | 0 | 4 | 0 | 1 | 1 |
| 19 | 0 | 0 | 4 | 14 | 0 | 1 | 0 |
| 403 | 5 | 4 | 14 | 327 | 3 | 50 | 5 |
| 14 | 0 | 0 | 0 | 5 | 0 | 9 | 0 |
| 56 | 0 | 1 | 0 | 50 | 2 | 3 | 0 |
| 21 | 0 | 0 | 3 | 11 | 1 | 6 | 0 |
| 20 | 0 | 0 | 1 | 19 | 0 | 0 | 0 |
| 6 | 0 | 0 | 3 | 1 | 0 | 2 | 0 |
| 15 | 0 | 0 | 0 | 11 | 1 | 3 | 0 |
| 112 | 7 | 2 | 0 | 68 | 6 | 29 | 0 |

Prov. de Limbourg

Arr. de Hasselt

| |
|----------------|
| As |
| Beringen |
| Diepenbeek |
| Genk |
| Gingelom |
| Halen |
| Ham |
| Hasselt |
| Herck-la-Ville |
| Heusden-Zolder |
| Bourg-Léopold |
| Lummen |
| Nieuwerkerken |
| Opglabbeek |
| Saint-Trond |

Population au 1.1.2004

Population totale selon les principales nationalités par commune (suite)

| | Europe | | | | | | | | | | | |
|-----------------------------------|------------------|------------------|------------------|------------|-----------|------------------|-----------|------------|-----------|--------------|------------|-----------|
| | Tous pays | Europe des 15 | | | | | | | | | | |
| | | Total | Total | DE | AT | BE | DK | ES | FI | FR | GR | IE |
| Tessenderlo | 16.428 | 16.381 | 16.291 | 18 | 1 | 16.108 | 0 | 7 | 0 | 2 | 9 | 0 |
| Zonhoven | 19.649 | 19.580 | 19.481 | 20 | 2 | 18.997 | 0 | 56 | 1 | 1 | 19 | 1 |
| Zutendaal | 6.869 | 6.862 | 6.837 | 15 | 2 | 6.258 | 1 | 8 | 0 | 0 | 38 | 0 |
| Arr. de Maaseik | 223.902 | 222.566 | 221.460 | 558 | 18 | 200.653 | 8 | 481 | 6 | 50 | 247 | 1 |
| Bocholt | 12.186 | 12.150 | 12.136 | 26 | 1 | 11.105 | 0 | 3 | 0 | 3 | 0 | 0 |
| Bree | 14.289 | 14.209 | 14.180 | 15 | 2 | 13.705 | 0 | 9 | 0 | 5 | 2 | 0 |
| Dilsen-Stokkem | 18.705 | 18.565 | 18.469 | 69 | 1 | 16.833 | 1 | 35 | 0 | 2 | 91 | 0 |
| Hamont-Achel | 13.755 | 13.699 | 13.658 | 44 | 2 | 10.245 | 1 | 17 | 0 | 3 | 1 | 0 |
| Hechtel-Eksel | 11.345 | 11.268 | 11.227 | 24 | 0 | 10.517 | 3 | 7 | 1 | 1 | 9 | 0 |
| Houthalen-Helchteren | 29.607 | 29.173 | 28.661 | 84 | 4 | 26.326 | 0 | 314 | 0 | 9 | 126 | 0 |
| Kinrooi | 11.928 | 11.901 | 11.880 | 42 | 3 | 10.296 | 0 | 3 | 0 | 0 | 0 | 0 |
| Lommel | 31.436 | 31.354 | 31.191 | 66 | 5 | 27.804 | 0 | 21 | 2 | 10 | 5 | 0 |
| Maaseik | 23.504 | 23.348 | 23.299 | 102 | 0 | 20.985 | 3 | 14 | 2 | 8 | 10 | 1 |
| Meeuwen-Gruitrode | 12.528 | 12.467 | 12.452 | 21 | 0 | 11.996 | 0 | 18 | 0 | 2 | 0 | 0 |
| Neerpelt | 15.879 | 15.817 | 15.762 | 20 | 0 | 13.679 | 0 | 26 | 1 | 6 | 1 | 0 |
| Overpelt | 13.133 | 13.071 | 13.038 | 15 | 0 | 12.172 | 0 | 6 | 0 | 0 | 1 | 0 |
| Peer | 15.607 | 15.544 | 15.507 | 30 | 0 | 14.990 | 0 | 8 | 0 | 1 | 1 | 0 |
| Arr. de Tongres | 191.672 | 190.805 | 189.464 | 648 | 21 | 172.383 | 14 | 205 | 5 | 118 | 283 | 20 |
| Alken | 11.036 | 10.988 | 10.962 | 3 | 1 | 10.880 | 0 | 9 | 0 | 8 | 4 | 0 |
| Bilzen | 29.646 | 29.462 | 29.332 | 45 | 2 | 28.196 | 0 | 26 | 1 | 6 | 11 | 1 |
| Looz | 10.015 | 9.972 | 9.941 | 8 | 0 | 9.823 | 1 | 4 | 0 | 3 | 2 | 0 |
| Heers | 6.661 | 6.632 | 6.619 | 6 | 0 | 6.542 | 0 | 2 | 0 | 7 | 0 | 0 |
| Herstappe | 87 | 87 | 87 | 0 | 0 | 87 | 0 | 0 | 0 | 0 | 0 | 0 |
| Hoeselt | 9.271 | 9.258 | 9.242 | 17 | 0 | 9.042 | 0 | 7 | 0 | 3 | 1 | 1 |
| Kortessem | 8.069 | 8.043 | 8.029 | 4 | 0 | 7.951 | 0 | 5 | 0 | 3 | 1 | 0 |
| Lanaken | 24.418 | 24.322 | 24.250 | 157 | 4 | 18.377 | 2 | 22 | 1 | 16 | 28 | 11 |
| Maasmechelen | 36.032 | 35.817 | 34.909 | 133 | 6 | 29.375 | 2 | 81 | 2 | 21 | 226 | 2 |
| Riemst | 15.810 | 15.737 | 15.697 | 136 | 1 | 13.399 | 6 | 15 | 0 | 5 | 0 | 0 |
| Tongres | 29.531 | 29.428 | 29.352 | 110 | 7 | 28.687 | 3 | 24 | 1 | 23 | 10 | 4 |
| Fourons | 4.311 | 4.291 | 4.285 | 24 | 0 | 3.325 | 0 | 3 | 0 | 19 | 0 | 0 |
| Wellen | 6.785 | 6.768 | 6.759 | 5 | 0 | 6.699 | 0 | 7 | 0 | 4 | 0 | 1 |
| Prov. de Flandre orientale | 1.373.720 | 1.362.428 | 1.351.469 | 950 | 76 | 1.337.180 | 82 | 937 | 74 | 2.337 | 283 | 94 |
| Arr. d'Alost | 262.945 | 261.688 | 261.025 | 106 | 10 | 259.348 | 5 | 218 | 4 | 278 | 52 | 13 |
| Alost | 76.852 | 76.274 | 75.879 | 43 | 7 | 75.264 | 1 | 108 | 2 | 85 | 28 | 5 |
| Denderleeuw | 17.028 | 16.930 | 16.908 | 15 | 0 | 16.781 | 2 | 13 | 0 | 14 | 2 | 0 |
| Erpe-Mere | 18.938 | 18.884 | 18.853 | 3 | 1 | 18.781 | 0 | 12 | 0 | 10 | 1 | 0 |
| Grammont | 30.922 | 30.744 | 30.683 | 13 | 0 | 30.408 | 0 | 29 | 0 | 57 | 7 | 1 |
| Haaltert | 17.104 | 17.063 | 17.051 | 5 | 0 | 16.956 | 1 | 17 | 0 | 14 | 3 | 0 |
| Herzele | 16.506 | 16.487 | 16.472 | 6 | 0 | 16.410 | 0 | 2 | 0 | 17 | 0 | 2 |
| Lede | 16.863 | 16.842 | 16.829 | 3 | 0 | 16.783 | 0 | 4 | 1 | 10 | 1 | 0 |
| Ninove | 35.039 | 34.839 | 34.736 | 10 | 2 | 34.491 | 0 | 29 | 1 | 40 | 6 | 1 |
| Sint-Lievens-Houtem | 9.219 | 9.205 | 9.202 | 3 | 0 | 9.160 | 0 | 1 | 0 | 16 | 1 | 0 |
| Zottegem | 24.474 | 24.420 | 24.412 | 5 | 0 | 24.314 | 1 | 3 | 0 | 15 | 3 | 4 |
| Arr. de Termonde | 187.328 | 186.533 | 185.432 | 70 | 6 | 184.540 | 3 | 60 | 4 | 103 | 30 | 7 |
| Berlare | 13.900 | 13.881 | 13.865 | 9 | 0 | 13.790 | 0 | 5 | 1 | 11 | 0 | 1 |
| Buggenhout | 13.707 | 13.671 | 13.660 | 1 | 0 | 13.604 | 0 | 2 | 0 | 5 | 5 | 0 |
| Termonde | 43.043 | 42.714 | 42.618 | 22 | 1 | 42.411 | 0 | 18 | 1 | 13 | 7 | 2 |
| Hamme | 22.910 | 22.855 | 22.608 | 4 | 1 | 22.535 | 2 | 2 | 1 | 7 | 0 | 0 |
| Laarne | 11.581 | 11.566 | 11.556 | 2 | 0 | 11.488 | 1 | 2 | 0 | 8 | 0 | 1 |
| Lebbeke | 17.468 | 17.379 | 17.355 | 8 | 0 | 17.284 | 0 | 12 | 1 | 8 | 2 | 0 |
| Waasmunster | 10.440 | 10.385 | 10.361 | 6 | 1 | 10.251 | 0 | 2 | 0 | 7 | 2 | 1 |
| Wetteren | 22.989 | 22.878 | 22.758 | 5 | 1 | 22.657 | 0 | 10 | 0 | 24 | 8 | 0 |
| Wichelen | 11.043 | 11.010 | 11.002 | 3 | 2 | 10.957 | 0 | 2 | 0 | 5 | 4 | 1 |
| Zele | 20.247 | 20.194 | 19.649 | 10 | 0 | 19.563 | 0 | 5 | 0 | 15 | 2 | 1 |
| Arr. d'Eeklo | 79.464 | 79.244 | 79.082 | 66 | 4 | 77.640 | 0 | 22 | 1 | 188 | 5 | 3 |
| Assenede | 13.499 | 13.475 | 13.460 | 13 | 1 | 13.216 | 0 | 0 | 0 | 17 | 0 | 0 |
| Eeklo | 19.234 | 19.162 | 19.092 | 9 | 1 | 18.906 | 0 | 6 | 0 | 26 | 1 | 3 |

Europe (suite)

Europe des 15 (suite)

| IT | LU | NL | PT | GB | SE | BA | PL | RO | RU | CH | TR | YU | Autres pays | |
|-------|----|--------|-----|-----|-----|-----|-----|-----|-----|----|-------|-----|-------------|-----------------------------------|
| 36 | 0 | 98 | 2 | 10 | 0 | 0 | 13 | 1 | 3 | 0 | 64 | 4 | 5 | Tessenderlo |
| 170 | 0 | 179 | 22 | 13 | 0 | 0 | 21 | 0 | 0 | 0 | 57 | 4 | 17 | Zonhoven |
| 71 | 0 | 441 | 0 | 3 | 0 | 0 | 1 | 0 | 0 | 0 | 19 | 0 | 5 | Zutendaal |
| 2.053 | 4 | 17.155 | 36 | 182 | 8 | 2 | 123 | 29 | 37 | 8 | 754 | 28 | 125 | Arr. de Maaseik |
| 26 | 0 | 950 | 8 | 14 | 0 | 0 | 6 | 4 | 0 | 0 | 0 | 0 | 4 | Bocholt |
| 14 | 0 | 416 | 3 | 9 | 0 | 0 | 5 | 3 | 0 | 1 | 15 | 0 | 5 | Bree |
| 327 | 0 | 1.093 | 1 | 16 | 0 | 1 | 16 | 0 | 0 | 1 | 69 | 2 | 7 | Dilsen-Stokkem |
| 16 | 0 | 3.307 | 8 | 12 | 2 | 0 | 8 | 1 | 0 | 1 | 14 | 3 | 14 | Hamont-Achel |
| 9 | 1 | 639 | 0 | 16 | 0 | 1 | 9 | 4 | 3 | 0 | 17 | 4 | 3 | Hechtel-Eksel |
| 1.454 | 0 | 318 | 8 | 17 | 1 | 0 | 27 | 2 | 5 | 0 | 448 | 9 | 21 | Houthalen-Helchteren |
| 14 | 0 | 1.507 | 0 | 15 | 0 | 0 | 8 | 3 | 2 | 0 | 2 | 1 | 5 | Kinrooi |
| 55 | 0 | 3.193 | 0 | 29 | 1 | 0 | 10 | 0 | 7 | 2 | 121 | 7 | 16 | Lommel |
| 49 | 2 | 2.091 | 5 | 25 | 2 | 0 | 19 | 1 | 6 | 0 | 13 | 0 | 10 | Maaseik |
| 32 | 0 | 374 | 2 | 7 | 0 | 0 | 3 | 1 | 1 | 0 | 1 | 1 | 8 | Meeuwen-Gruitrode |
| 18 | 0 | 1.998 | 0 | 12 | 1 | 0 | 4 | 1 | 1 | 2 | 34 | 1 | 12 | Neerpelt |
| 11 | 0 | 829 | 0 | 4 | 0 | 0 | 2 | 6 | 4 | 0 | 8 | 0 | 13 | Overpelt |
| 28 | 1 | 440 | 1 | 6 | 1 | 0 | 6 | 3 | 8 | 1 | 12 | 0 | 7 | Peer |
| 3.536 | 6 | 12.032 | 21 | 158 | 14 | 19 | 125 | 22 | 43 | 6 | 936 | 39 | 151 | Arr. de Tongres |
| 6 | 0 | 47 | 3 | 1 | 0 | 0 | 7 | 0 | 5 | 1 | 8 | 2 | 3 | Alken |
| 133 | 2 | 886 | 4 | 15 | 4 | 0 | 11 | 3 | 3 | 1 | 81 | 15 | 16 | Bilzen |
| 6 | 0 | 86 | 0 | 8 | 0 | 0 | 3 | 4 | 6 | 0 | 0 | 2 | 16 | Looz |
| 12 | 0 | 44 | 1 | 4 | 1 | 0 | 2 | 1 | 6 | 0 | 0 | 1 | 3 | Heers |
| 0 | 0 | 0 | 0 | 0 | 0 | 0 | 0 | 0 | 0 | 0 | 0 | 0 | 0 | Herstappe |
| 61 | 0 | 107 | 0 | 3 | 0 | 0 | 2 | 1 | 5 | 0 | 6 | 0 | 2 | Hoeselt |
| 25 | 1 | 38 | 0 | 1 | 0 | 1 | 6 | 0 | 0 | 0 | 2 | 0 | 5 | Kortesseem |
| 81 | 0 | 5.497 | 3 | 49 | 2 | 0 | 23 | 6 | 5 | 0 | 13 | 3 | 22 | Lanaken |
| 3.051 | 2 | 1.980 | 5 | 21 | 2 | 6 | 47 | 4 | 3 | 1 | 804 | 7 | 36 | Maasmechelen |
| 50 | 0 | 2.071 | 0 | 12 | 2 | 0 | 12 | 0 | 2 | 1 | 11 | 0 | 14 | Riemst |
| 92 | 1 | 353 | 3 | 31 | 3 | 11 | 8 | 3 | 5 | 1 | 11 | 9 | 28 | Tongres |
| 7 | 0 | 897 | 1 | 9 | 0 | 1 | 3 | 0 | 0 | 0 | 0 | 0 | 2 | Fourons |
| 12 | 0 | 26 | 1 | 4 | 0 | 0 | 1 | 0 | 3 | 1 | 0 | 0 | 4 | Wellen |
| 1.374 | 71 | 6.516 | 401 | 895 | 199 | 145 | 525 | 218 | 293 | 66 | 7.373 | 729 | 1.610 | Prov. de Flandre orientale |
| 313 | 3 | 458 | 64 | 141 | 12 | 9 | 67 | 49 | 36 | 12 | 288 | 85 | 117 | Arr. d'Alost |
| 91 | 0 | 173 | 20 | 48 | 4 | 5 | 29 | 15 | 5 | 6 | 234 | 51 | 50 | Alost |
| 28 | 0 | 42 | 1 | 7 | 3 | 0 | 8 | 4 | 2 | 1 | 5 | 1 | 1 | Denderleeuw |
| 11 | 0 | 28 | 2 | 4 | 0 | 2 | 7 | 4 | 3 | 0 | 1 | 7 | 7 | Erpe-Mere |
| 66 | 2 | 79 | 6 | 14 | 1 | 0 | 8 | 5 | 16 | 0 | 11 | 10 | 11 | Grammont |
| 16 | 0 | 26 | 1 | 11 | 1 | 0 | 1 | 3 | 0 | 0 | 1 | 4 | 3 | Haaltert |
| 8 | 0 | 13 | 4 | 9 | 1 | 0 | 1 | 1 | 1 | 0 | 2 | 1 | 9 | Herzele |
| 5 | 0 | 11 | 5 | 6 | 0 | 0 | 3 | 1 | 0 | 0 | 4 | 0 | 5 | Lede |
| 69 | 1 | 48 | 24 | 12 | 2 | 2 | 8 | 16 | 8 | 5 | 26 | 10 | 28 | Ninove |
| 3 | 0 | 8 | 0 | 10 | 0 | 0 | 0 | 0 | 0 | 0 | 1 | 0 | 2 | Sint-Lievens-Houtem |
| 16 | 0 | 30 | 1 | 20 | 0 | 0 | 2 | 0 | 1 | 0 | 3 | 1 | 1 | Zottegem |
| 70 | 3 | 413 | 34 | 78 | 11 | 2 | 45 | 17 | 14 | 7 | 889 | 41 | 86 | Arr. de Termonde |
| 8 | 1 | 27 | 2 | 10 | 0 | 0 | 5 | 1 | 0 | 1 | 2 | 1 | 6 | Berlare |
| 5 | 0 | 29 | 5 | 3 | 1 | 0 | 1 | 1 | 0 | 0 | 0 | 5 | 4 | Buggenhout |
| 17 | 0 | 84 | 10 | 29 | 3 | 0 | 12 | 4 | 4 | 1 | 39 | 11 | 25 | Termonde |
| 5 | 0 | 46 | 3 | 2 | 0 | 2 | 2 | 0 | 3 | 0 | 229 | 1 | 10 | Hamme |
| 10 | 0 | 36 | 1 | 3 | 4 | 0 | 4 | 0 | 0 | 1 | 2 | 1 | 2 | Laarne |
| 10 | 0 | 19 | 7 | 4 | 0 | 0 | 11 | 5 | 0 | 0 | 3 | 1 | 4 | Lebbeke |
| 3 | 0 | 78 | 5 | 5 | 0 | 0 | 1 | 0 | 0 | 0 | 1 | 8 | 14 | Waasmunster |
| 5 | 1 | 35 | 1 | 10 | 1 | 0 | 4 | 1 | 5 | 4 | 83 | 10 | 13 | Wetteren |
| 2 | 0 | 19 | 0 | 7 | 0 | 0 | 0 | 1 | 2 | 0 | 3 | 1 | 1 | Wichelen |
| 5 | 1 | 40 | 0 | 5 | 2 | 0 | 5 | 4 | 0 | 0 | 527 | 2 | 7 | Zele |
| 78 | 14 | 1.010 | 11 | 39 | 1 | 19 | 36 | 13 | 9 | 4 | 30 | 24 | 27 | Arr. d'Eeklo |
| 4 | 1 | 201 | 1 | 6 | 0 | 0 | 4 | 4 | 0 | 0 | 1 | 1 | 5 | Assenede |
| 10 | 3 | 112 | 4 | 11 | 0 | 13 | 7 | 1 | 8 | 2 | 15 | 15 | 9 | Eeklo |

Population au 1.1.2004

Population totale selon les principales nationalités par commune (suite)

| | Asie | | | | | | | | | Amérique | | | | |
|-----------------------------------|--------------|------------|-----------|------------|------------|------------|-----------|------------|--------------|--------------|-----------|------------|------------|-------------|
| | Total | IN | JP | PH | CN | TH | IL | PK | Autres pays | Total | CA | US | BR | Autres pays |
| Tessenderlo | 17 | 0 | 1 | 4 | 0 | 2 | 0 | 3 | 7 | 7 | 1 | 3 | 1 | 2 |
| Zonhoven | 28 | 3 | 0 | 6 | 4 | 6 | 0 | 1 | 8 | 11 | 2 | 6 | 1 | 2 |
| Zutendaal | 2 | 0 | 0 | 0 | 0 | 0 | 0 | 0 | 2 | 2 | 0 | 1 | 0 | 1 |
| Arr. de Maaseik | 217 | 10 | 3 | 40 | 15 | 71 | 1 | 3 | 74 | 256 | 9 | 166 | 20 | 61 |
| Bocholt | 14 | 0 | 0 | 4 | 0 | 5 | 0 | 0 | 5 | 9 | 0 | 6 | 2 | 1 |
| Bree | 11 | 0 | 0 | 5 | 1 | 1 | 0 | 0 | 4 | 32 | 2 | 22 | 1 | 7 |
| Dilsen-Stokkem | 33 | 3 | 1 | 2 | 1 | 18 | 0 | 0 | 8 | 7 | 0 | 4 | 0 | 3 |
| Hamont-Achel | 16 | 1 | 0 | 1 | 0 | 5 | 0 | 0 | 9 | 11 | 0 | 5 | 1 | 5 |
| Hechtel-Eksel | 19 | 0 | 1 | 8 | 1 | 7 | 0 | 0 | 2 | 38 | 1 | 32 | 0 | 5 |
| Houthalen-Helchteren | 20 | 0 | 0 | 2 | 5 | 5 | 0 | 0 | 8 | 18 | 3 | 5 | 3 | 7 |
| Kinrooi | 8 | 0 | 0 | 0 | 1 | 5 | 0 | 0 | 2 | 0 | 0 | 0 | 0 | 0 |
| Lommel | 25 | 2 | 0 | 3 | 3 | 7 | 1 | 0 | 9 | 26 | 1 | 11 | 5 | 9 |
| Maaseik | 16 | 1 | 1 | 2 | 0 | 3 | 0 | 1 | 8 | 6 | 2 | 0 | 1 | 3 |
| Meeuwen-Gruitrode | 2 | 0 | 0 | 2 | 0 | 0 | 0 | 0 | 0 | 47 | 0 | 40 | 3 | 4 |
| Neerpelt | 18 | 0 | 0 | 1 | 1 | 7 | 0 | 1 | 8 | 14 | 0 | 6 | 0 | 8 |
| Overpelt | 17 | 1 | 0 | 4 | 1 | 4 | 0 | 1 | 6 | 18 | 0 | 13 | 2 | 3 |
| Peer | 18 | 2 | 0 | 6 | 1 | 4 | 0 | 0 | 5 | 30 | 0 | 22 | 2 | 6 |
| Arr. de Tongres | 322 | 104 | 5 | 27 | 23 | 58 | 6 | 9 | 90 | 143 | 17 | 78 | 11 | 37 |
| Alken | 31 | 24 | 0 | 4 | 0 | 2 | 0 | 0 | 1 | 6 | 0 | 1 | 1 | 4 |
| Bilzen | 60 | 2 | 1 | 5 | 3 | 9 | 0 | 7 | 33 | 28 | 2 | 18 | 2 | 6 |
| Looz | 32 | 24 | 0 | 0 | 0 | 3 | 0 | 0 | 5 | 3 | 1 | 2 | 0 | 0 |
| Heers | 20 | 14 | 0 | 2 | 0 | 0 | 0 | 0 | 4 | 2 | 0 | 1 | 0 | 1 |
| Herstappe | 0 | 0 | 0 | 0 | 0 | 0 | 0 | 0 | 0 | 0 | 0 | 0 | 0 | 0 |
| Hoeselt | 5 | 0 | 0 | 2 | 1 | 0 | 0 | 0 | 2 | 5 | 0 | 1 | 0 | 4 |
| Kortesseem | 16 | 6 | 0 | 0 | 0 | 7 | 0 | 0 | 3 | 3 | 0 | 3 | 0 | 0 |
| Lanaken | 33 | 1 | 0 | 2 | 8 | 7 | 5 | 1 | 9 | 25 | 4 | 14 | 2 | 5 |
| Maasmechelen | 41 | 3 | 2 | 3 | 6 | 12 | 0 | 0 | 15 | 13 | 2 | 6 | 2 | 3 |
| Riemst | 22 | 5 | 1 | 4 | 4 | 4 | 1 | 0 | 3 | 35 | 6 | 25 | 1 | 3 |
| Tongres | 38 | 14 | 1 | 4 | 1 | 4 | 0 | 1 | 13 | 16 | 2 | 2 | 3 | 9 |
| Fourons | 9 | 0 | 0 | 1 | 0 | 8 | 0 | 0 | 0 | 7 | 0 | 5 | 0 | 2 |
| Wellen | 15 | 11 | 0 | 0 | 0 | 2 | 0 | 0 | 2 | 0 | 0 | 0 | 0 | 0 |
| Prov. de Flandre orientale | 2.749 | 279 | 79 | 368 | 429 | 309 | 17 | 163 | 1.105 | 1.059 | 65 | 240 | 111 | 643 |
| Arr. d'Alost | 362 | 28 | 13 | 69 | 50 | 59 | 1 | 15 | 127 | 129 | 5 | 22 | 27 | 75 |
| Alost | 134 | 9 | 6 | 26 | 26 | 11 | 0 | 7 | 49 | 47 | 2 | 8 | 5 | 32 |
| Denderleeuw | 14 | 1 | 1 | 1 | 0 | 5 | 0 | 1 | 5 | 10 | 0 | 0 | 6 | 4 |
| Erpe-Mere | 30 | 1 | 3 | 4 | 0 | 6 | 0 | 1 | 15 | 6 | 0 | 0 | 0 | 6 |
| Grammont | 67 | 11 | 0 | 8 | 9 | 11 | 1 | 1 | 26 | 18 | 0 | 7 | 3 | 8 |
| Haaltert | 22 | 1 | 0 | 11 | 4 | 4 | 0 | 0 | 2 | 9 | 0 | 0 | 4 | 5 |
| Herzele | 10 | 1 | 0 | 2 | 0 | 5 | 0 | 0 | 2 | 4 | 0 | 1 | 0 | 3 |
| Lede | 14 | 0 | 0 | 8 | 1 | 2 | 0 | 0 | 3 | 4 | 0 | 2 | 0 | 2 |
| Ninove | 39 | 3 | 2 | 5 | 3 | 9 | 0 | 4 | 13 | 21 | 2 | 4 | 6 | 9 |
| Sint-Lievens-Houtem | 6 | 1 | 0 | 0 | 0 | 1 | 0 | 0 | 4 | 1 | 1 | 0 | 0 | 0 |
| Zottegem | 26 | 0 | 1 | 4 | 7 | 5 | 0 | 1 | 8 | 9 | 0 | 0 | 3 | 6 |
| Arr. de Termonde | 227 | 5 | 5 | 34 | 19 | 39 | 1 | 3 | 121 | 80 | 4 | 8 | 17 | 51 |
| Berlare | 12 | 0 | 0 | 5 | 0 | 1 | 0 | 0 | 6 | 3 | 0 | 1 | 0 | 2 |
| Buggenhout | 9 | 0 | 0 | 0 | 1 | 2 | 0 | 0 | 6 | 4 | 0 | 0 | 0 | 4 |
| Termonde | 94 | 0 | 2 | 11 | 4 | 12 | 1 | 0 | 64 | 17 | 0 | 2 | 5 | 10 |
| Hamme | 20 | 0 | 0 | 1 | 6 | 4 | 0 | 0 | 9 | 6 | 3 | 1 | 1 | 1 |
| Laarne | 8 | 0 | 0 | 2 | 1 | 5 | 0 | 0 | 0 | 4 | 0 | 1 | 1 | 2 |
| Lebbeke | 22 | 0 | 1 | 2 | 0 | 8 | 0 | 0 | 11 | 13 | 1 | 0 | 8 | 4 |
| Waasmunster | 11 | 0 | 1 | 3 | 4 | 0 | 0 | 0 | 3 | 9 | 0 | 1 | 0 | 8 |
| Wetteren | 24 | 0 | 1 | 4 | 3 | 2 | 0 | 2 | 12 | 14 | 0 | 1 | 0 | 13 |
| Wichelen | 13 | 2 | 0 | 5 | 0 | 2 | 0 | 0 | 4 | 7 | 0 | 1 | 0 | 6 |
| Zele | 14 | 3 | 0 | 1 | 0 | 3 | 0 | 1 | 6 | 3 | 0 | 0 | 2 | 1 |
| Arr. d'Eeklo | 73 | 8 | 2 | 18 | 6 | 7 | 0 | 0 | 32 | 22 | 1 | 2 | 4 | 15 |
| Assenede | 9 | 0 | 0 | 4 | 0 | 0 | 0 | 0 | 5 | 4 | 0 | 1 | 0 | 3 |
| Eeklo | 24 | 0 | 2 | 3 | 3 | 5 | 0 | 0 | 11 | 4 | 1 | 0 | 0 | 3 |

Afrique

| Total | CM | CD | DZ | MA | TN | Autres pays | Océanie |
|-------|----|-----|-----|-------|-----|----------------|-----------------------------------|
| 23 | 0 | 0 | 0 | 19 | 2 | 2 | 0 |
| 26 | 0 | 0 | 0 | 23 | 1 | 2 | 1 |
| 2 | 0 | 0 | 0 | 1 | 0 | 1 | 0 |
| 787 | 1 | 6 | 14 | 693 | 4 | 69 | 11 |
| 4 | 0 | 1 | 0 | 3 | 0 | 0 | 0 |
| 36 | 0 | 1 | 0 | 28 | 1 | 6 | 0 |
| 92 | 0 | 0 | 0 | 87 | 0 | 5 | 1 |
| 26 | 0 | 0 | 1 | 13 | 0 | 12 | 0 |
| 12 | 0 | 0 | 0 | 8 | 0 | 4 | 0 |
| 366 | 1 | 0 | 7 | 350 | 1 | 7 | 2 |
| 19 | 0 | 0 | 0 | 19 | 0 | 0 | 0 |
| 27 | 0 | 0 | 0 | 15 | 1 | 11 | 2 |
| 129 | 0 | 4 | 4 | 113 | 1 | 7 | 2 |
| 10 | 0 | 0 | 1 | 7 | 0 | 2 | 0 |
| 27 | 0 | 0 | 0 | 19 | 0 | 8 | 2 |
| 25 | 0 | 0 | 1 | 18 | 0 | 6 | 1 |
| 14 | 0 | 0 | 0 | 13 | 0 | 1 | 1 |
| 323 | 6 | 4 | 12 | 244 | 2 | 55 | 6 |
| 10 | 0 | 0 | 0 | 7 | 0 | 3 | 0 |
| 66 | 0 | 2 | 0 | 50 | 0 | 14 | 1 |
| 3 | 0 | 0 | 0 | 3 | 0 | 0 | 0 |
| 7 | 0 | 0 | 1 | 4 | 0 | 2 | 0 |
| 0 | 0 | 0 | 0 | 0 | 0 | 0 | 0 |
| 3 | 1 | 0 | 0 | 1 | 0 | 1 | 0 |
| 7 | 0 | 0 | 2 | 1 | 0 | 4 | 0 |
| 31 | 0 | 0 | 0 | 25 | 1 | 5 | 4 |
| 141 | 3 | 0 | 5 | 122 | 0 | 11 | 0 |
| 9 | 0 | 0 | 0 | 4 | 1 | 4 | 0 |
| 43 | 2 | 1 | 3 | 26 | 0 | 11 | 0 |
| 2 | 0 | 1 | 1 | 0 | 0 | 0 | 0 |
| 1 | 0 | 0 | 0 | 1 | 0 | 0 | 1 |
| 6.624 | 75 | 311 | 358 | 3.810 | 472 | 1.598 | 48 |
| 635 | 9 | 104 | 23 | 288 | 49 | 162 | 5 |
| 347 | 3 | 48 | 17 | 188 | 16 | 75 | 1 |
| 47 | 1 | 18 | 0 | 10 | 0 | 18 | 1 |
| 13 | 0 | 1 | 0 | 8 | 1 | 3 | 0 |
| 62 | 2 | 11 | 0 | 16 | 1 | 32 | 0 |
| 9 | 1 | 1 | 0 | 1 | 0 | 6 | 0 |
| 4 | 0 | 1 | 1 | 1 | 1 | 0 | 0 |
| 3 | 0 | 1 | 0 | 1 | 0 | 1 | 0 |
| 127 | 0 | 23 | 3 | 62 | 23 | 16 | 1 |
| 7 | 2 | 0 | 1 | 0 | 0 | 4 | 0 |
| 16 | 0 | 0 | 1 | 1 | 7 | 7 | 2 |
| 412 | 2 | 13 | 25 | 255 | 44 | 73 | 4 |
| 4 | 0 | 0 | 0 | 1 | 0 | 3 | 0 |
| 23 | 0 | 4 | 0 | 17 | 0 | 2 | 0 |
| 174 | 0 | 2 | 10 | 125 | 8 | 29 | 2 |
| 13 | 1 | 1 | 0 | 6 | 0 | 5 | 0 |
| 3 | 0 | 0 | 1 | 0 | 1 | 1 | 0 |
| 48 | 0 | 0 | 8 | 33 | 0 | 7 | 1 |
| 35 | 0 | 3 | 1 | 28 | 1 | 2 | 0 |
| 65 | 1 | 1 | 5 | 11 | 30 | 17 | 1 |
| 12 | 0 | 0 | 0 | 7 | 1 | 4 | 0 |
| 35 | 0 | 2 | 0 | 27 | 3 | 3 | 0 |
| 107 | 1 | 2 | 23 | 47 | 6 | 28 | 1 |
| 7 | 1 | 0 | 0 | 2 | 0 | 4 | 0 |
| 31 | 0 | 0 | 4 | 10 | 5 | 12 | 1 |
| | | | | | | | Prov. de Flandre orientale |
| | | | | | | | Arr. d'Alost |
| | | | | | | | Alost |
| | | | | | | | Denderleeuw |
| | | | | | | | Erpe-Mere |
| | | | | | | | Grammont |
| | | | | | | | Haaltert |
| | | | | | | | Herzele |
| | | | | | | | Lede |
| | | | | | | | Ninove |
| | | | | | | | Sint-Lievens-Houtem |
| | | | | | | | Zottegem |
| | | | | | | | Arr. de Termonde |
| | | | | | | | Berlare |
| | | | | | | | Buggenhout |
| | | | | | | | Termonde |
| | | | | | | | Hamme |
| | | | | | | | Laarne |
| | | | | | | | Lebbeke |
| | | | | | | | Waasmunster |
| | | | | | | | Wetteren |
| | | | | | | | Wichelen |
| | | | | | | | Zelee |
| | | | | | | | Arr. d'Eeklo |
| | | | | | | | Assenede |
| | | | | | | | Eeklo |

Population au 1.1.2004

Population totale selon les principales nationalités par commune (suite)

| | Europe | | | | | | | | | | | |
|---------------------------------|------------------|------------------|------------------|--------------|------------|----------------|------------|--------------|------------|--------------|--------------|------------|
| | Tous pays | Europe des 15 | | | | | | | | | | |
| | | Total | Total | DE | AT | BE | DK | ES | FI | FR | GR | IE |
| Kaprijke | 6.072 | 6.069 | 6.060 | 5 | 2 | 5.985 | 0 | 1 | 0 | 6 | 0 | 0 |
| Maldegem | 22.014 | 21.992 | 21.962 | 15 | 0 | 21.695 | 0 | 2 | 1 | 23 | 1 | 0 |
| Sint-Laureins | 6.528 | 6.517 | 6.515 | 3 | 0 | 6.328 | 0 | 0 | 0 | 7 | 0 | 0 |
| Zelzate | 12.117 | 12.029 | 11.993 | 21 | 0 | 11.510 | 0 | 13 | 0 | 109 | 3 | 0 |
| Arr. de Gand | 502.492 | 496.936 | 489.727 | 496 | 36 | 483.203 | 53 | 527 | 60 | 1.149 | 117 | 49 |
| Aalter | 18.672 | 18.572 | 18.555 | 21 | 0 | 18.451 | 1 | 2 | 1 | 10 | 1 | 2 |
| De Pinte | 10.130 | 10.095 | 10.092 | 14 | 2 | 9.989 | 6 | 4 | 1 | 17 | 1 | 0 |
| Deinze | 27.881 | 27.763 | 27.702 | 23 | 3 | 27.453 | 0 | 4 | 3 | 41 | 9 | 1 |
| Destelbergen | 16.979 | 16.937 | 16.895 | 25 | 1 | 16.747 | 0 | 7 | 0 | 10 | 1 | 0 |
| Evergem | 31.657 | 31.585 | 31.530 | 20 | 1 | 31.265 | 2 | 4 | 0 | 31 | 1 | 1 |
| Gavere | 11.916 | 11.893 | 11.884 | 7 | 1 | 11.828 | 3 | 2 | 0 | 10 | 1 | 1 |
| Gand | 229.344 | 224.537 | 217.740 | 295 | 18 | 213.493 | 37 | 458 | 54 | 846 | 90 | 40 |
| Knesselare | 7.820 | 7.805 | 7.785 | 3 | 1 | 7.743 | 1 | 3 | 0 | 5 | 1 | 0 |
| Lochristi | 19.644 | 19.597 | 19.569 | 6 | 2 | 19.402 | 1 | 2 | 0 | 19 | 1 | 2 |
| Lovendegem | 9.297 | 9.278 | 9.263 | 6 | 0 | 9.170 | 0 | 9 | 0 | 14 | 0 | 0 |
| Melle | 10.569 | 10.525 | 10.505 | 4 | 1 | 10.417 | 1 | 2 | 0 | 17 | 0 | 0 |
| Merelbeke | 22.031 | 21.979 | 21.939 | 16 | 2 | 21.766 | 0 | 10 | 0 | 23 | 5 | 1 |
| Moerbeke | 5.781 | 5.767 | 5.763 | 7 | 0 | 5.609 | 0 | 5 | 0 | 7 | 0 | 0 |
| Nazareth | 10.910 | 10.886 | 10.879 | 3 | 1 | 10.795 | 0 | 2 | 0 | 14 | 2 | 0 |
| Nevele | 11.045 | 11.032 | 11.028 | 7 | 0 | 10.976 | 0 | 1 | 0 | 3 | 1 | 0 |
| Oosterzele | 13.155 | 13.136 | 13.119 | 4 | 0 | 13.075 | 0 | 2 | 0 | 5 | 1 | 1 |
| Sint-Martens-Latem | 8.332 | 8.311 | 8.298 | 14 | 2 | 8.136 | 1 | 4 | 0 | 35 | 0 | 0 |
| Waarschoot | 7.863 | 7.842 | 7.832 | 5 | 0 | 7.797 | 0 | 1 | 0 | 7 | 0 | 0 |
| Wachtebeke | 6.815 | 6.790 | 6.782 | 7 | 0 | 6.628 | 0 | 1 | 0 | 19 | 2 | 0 |
| Zomergem | 8.103 | 8.095 | 8.090 | 6 | 0 | 8.046 | 0 | 2 | 0 | 6 | 0 | 0 |
| Zulte | 14.548 | 14.511 | 14.477 | 3 | 1 | 14.417 | 0 | 2 | 1 | 10 | 0 | 0 |
| Arr. d'Audenarde | 114.801 | 114.206 | 113.954 | 57 | 1 | 112.949 | 0 | 17 | 1 | 413 | 14 | 2 |
| Brakel | 13.618 | 13.591 | 13.575 | 4 | 0 | 13.519 | 0 | 3 | 0 | 8 | 1 | 0 |
| Horebeke | 1.916 | 1.912 | 1.912 | 1 | 0 | 1.908 | 0 | 0 | 0 | 0 | 0 | 0 |
| Kluisbergen | 6.128 | 6.113 | 6.099 | 1 | 0 | 6.065 | 0 | 0 | 0 | 23 | 0 | 0 |
| Kruishoutem | 8.118 | 8.103 | 8.091 | 4 | 0 | 8.046 | 0 | 1 | 0 | 8 | 0 | 0 |
| Lierde | 6.399 | 6.380 | 6.377 | 1 | 0 | 6.364 | 0 | 0 | 1 | 0 | 0 | 0 |
| Maarkedal | 6.386 | 6.378 | 6.377 | 2 | 0 | 6.340 | 0 | 1 | 0 | 11 | 0 | 0 |
| Audenarde | 28.070 | 28.011 | 27.895 | 20 | 1 | 27.702 | 0 | 1 | 0 | 38 | 3 | 2 |
| Renaix | 23.827 | 23.395 | 23.324 | 14 | 0 | 22.798 | 0 | 7 | 0 | 311 | 10 | 0 |
| Wortegem-Petegem | 5.967 | 5.962 | 5.960 | 1 | 0 | 5.939 | 0 | 3 | 0 | 5 | 0 | 0 |
| Zingem | 6.656 | 6.652 | 6.640 | 4 | 0 | 6.605 | 0 | 1 | 0 | 3 | 0 | 0 |
| Zwalm | 7.716 | 7.709 | 7.704 | 5 | 0 | 7.663 | 0 | 0 | 0 | 6 | 0 | 0 |
| Arr. de Saint-Nicolas | 226.690 | 223.821 | 222.249 | 155 | 19 | 219.500 | 21 | 93 | 4 | 206 | 65 | 20 |
| Beveren | 45.243 | 45.066 | 44.966 | 27 | 4 | 44.494 | 7 | 15 | 0 | 45 | 2 | 2 |
| Kruikebeke | 14.816 | 14.786 | 14.717 | 14 | 0 | 14.599 | 1 | 3 | 0 | 21 | 1 | 0 |
| Lokeren | 37.304 | 36.190 | 35.641 | 19 | 6 | 35.310 | 3 | 43 | 1 | 46 | 5 | 10 |
| Sint-Gillis-Waas | 17.576 | 17.533 | 17.479 | 14 | 2 | 17.140 | 0 | 8 | 0 | 14 | 0 | 0 |
| Saint-Nicolas | 68.820 | 67.706 | 67.194 | 46 | 1 | 66.440 | 4 | 18 | 2 | 49 | 40 | 6 |
| Stekene | 16.809 | 16.776 | 16.747 | 16 | 3 | 16.242 | 0 | 2 | 0 | 12 | 0 | 1 |
| Tamise | 26.122 | 25.764 | 25.505 | 19 | 3 | 25.275 | 6 | 4 | 1 | 19 | 17 | 1 |
| Prov. de Brabant flamand | 1.031.904 | 1.017.246 | 1.012.536 | 4.681 | 328 | 970.678 | 670 | 4.226 | 574 | 5.300 | 1.516 | 851 |
| Arr. de Hal-Vilvorde | 568.791 | 560.498 | 558.041 | 2.989 | 236 | 528.933 | 483 | 3.665 | 477 | 4.408 | 1.315 | 555 |
| Affligem | 11.684 | 11.647 | 11.636 | 2 | 1 | 11.522 | 0 | 3 | 0 | 18 | 0 | 0 |
| Asse | 28.739 | 28.220 | 28.128 | 30 | 2 | 27.446 | 4 | 86 | 1 | 143 | 49 | 2 |
| Beersel | 23.214 | 23.034 | 22.988 | 52 | 7 | 21.805 | 20 | 182 | 8 | 330 | 39 | 7 |
| Biéville | 1.949 | 1.944 | 1.944 | 1 | 0 | 1.912 | 0 | 0 | 0 | 12 | 0 | 0 |
| Dilbeek | 39.058 | 38.727 | 38.603 | 41 | 5 | 37.244 | 6 | 198 | 7 | 206 | 112 | 3 |
| Drogenbos | 4.800 | 4.691 | 4.657 | 9 | 3 | 4.305 | 3 | 59 | 0 | 95 | 27 | 0 |
| Gammerages | 7.906 | 7.894 | 7.889 | 8 | 1 | 7.826 | 0 | 6 | 0 | 17 | 0 | 0 |
| Gooik | 8.876 | 8.866 | 8.857 | 7 | 0 | 8.800 | 1 | 3 | 0 | 10 | 0 | 0 |
| Grimbergen | 33.362 | 32.989 | 32.760 | 68 | 3 | 31.570 | 1 | 135 | 3 | 191 | 101 | 9 |

Europe (suite)

Europe des 15 (suite)

| IT | LU | NL | PT | GB | SE | BA | PL | RO | RU | CH | TR | YU | Autres pays | |
|-------|-----|-------|-------|-------|-----|-----|-----|-----|-----|-----|-------|-----|-------------|---------------------------------|
| 1 | 2 | 53 | 1 | 4 | 0 | 0 | 8 | 0 | 0 | 0 | 0 | 0 | 1 | Kaprijke |
| 2 | 1 | 211 | 2 | 9 | 0 | 0 | 11 | 6 | 0 | 0 | 6 | 4 | 3 | Maldegem |
| 0 | 0 | 177 | 0 | 0 | 0 | 0 | 2 | 0 | 0 | 0 | 0 | 0 | 0 | Sint-Laureins |
| 61 | 7 | 256 | 3 | 9 | 1 | 6 | 4 | 2 | 1 | 2 | 8 | 4 | 9 | Zelzate |
| 627 | 46 | 2.569 | 181 | 450 | 164 | 108 | 307 | 90 | 176 | 32 | 5.011 | 393 | 1.092 | Arr. de Gand |
| 4 | 0 | 44 | 0 | 17 | 1 | 0 | 2 | 0 | 0 | 0 | 5 | 1 | 9 | Aalter |
| 7 | 2 | 31 | 1 | 7 | 10 | 0 | 2 | 0 | 0 | 0 | 0 | 0 | 1 | De Pinte |
| 58 | 0 | 78 | 2 | 24 | 3 | 0 | 10 | 2 | 1 | 2 | 20 | 1 | 25 | Deinze |
| 18 | 3 | 57 | 4 | 17 | 5 | 0 | 1 | 0 | 2 | 1 | 19 | 9 | 10 | Destelbergen |
| 7 | 14 | 168 | 2 | 11 | 3 | 1 | 5 | 1 | 13 | 2 | 15 | 4 | 14 | Evergem |
| 7 | 0 | 18 | 1 | 5 | 0 | 0 | 4 | 1 | 3 | 0 | 0 | 0 | 1 | Gavere |
| 429 | 16 | 1.432 | 138 | 291 | 103 | 103 | 248 | 71 | 133 | 20 | 4.901 | 353 | 968 | Gand |
| 1 | 0 | 24 | 2 | 1 | 0 | 0 | 8 | 1 | 3 | 0 | 1 | 0 | 7 | Knesselare |
| 11 | 2 | 94 | 7 | 12 | 8 | 0 | 5 | 0 | 2 | 0 | 8 | 0 | 13 | Lochristi |
| 4 | 3 | 46 | 2 | 7 | 2 | 0 | 0 | 3 | 3 | 1 | 1 | 4 | 3 | Lovendegem |
| 9 | 1 | 37 | 0 | 10 | 6 | 0 | 2 | 0 | 1 | 1 | 1 | 6 | 9 | Melle |
| 13 | 1 | 74 | 16 | 10 | 2 | 1 | 3 | 4 | 5 | 1 | 6 | 6 | 14 | Merelbeke |
| 3 | 1 | 126 | 1 | 4 | 0 | 0 | 2 | 1 | 0 | 0 | 1 | 0 | 0 | Moerbeke |
| 4 | 0 | 55 | 0 | 3 | 0 | 0 | 2 | 3 | 1 | 0 | 0 | 0 | 1 | Nazareth |
| 3 | 0 | 32 | 0 | 3 | 2 | 0 | 0 | 0 | 1 | 0 | 2 | 0 | 1 | Nevele |
| 3 | 0 | 23 | 0 | 1 | 4 | 2 | 1 | 0 | 5 | 0 | 3 | 4 | 2 | Oosterzele |
| 12 | 2 | 68 | 3 | 7 | 14 | 0 | 4 | 1 | 1 | 1 | 1 | 1 | 4 | Sint-Martens-Latem |
| 8 | 0 | 10 | 0 | 4 | 0 | 0 | 0 | 1 | 1 | 0 | 3 | 4 | 1 | Waarschoot |
| 10 | 0 | 108 | 1 | 6 | 0 | 0 | 5 | 0 | 0 | 0 | 0 | 0 | 3 | Wachtebeke |
| 3 | 1 | 21 | 1 | 4 | 0 | 0 | 2 | 0 | 0 | 0 | 0 | 0 | 3 | Zomergem |
| 13 | 0 | 23 | 0 | 6 | 1 | 1 | 1 | 1 | 1 | 3 | 24 | 0 | 3 | Zulte |
| 134 | 2 | 261 | 45 | 58 | 0 | 0 | 20 | 26 | 23 | 4 | 72 | 50 | 57 | Arr. d'Audenarde |
| 9 | 0 | 19 | 1 | 11 | 0 | 0 | 4 | 6 | 1 | 1 | 1 | 0 | 3 | Brakel |
| 1 | 0 | 2 | 0 | 0 | 0 | 0 | 0 | 0 | 0 | 0 | 0 | 0 | 0 | Horebeke |
| 4 | 0 | 3 | 1 | 2 | 0 | 0 | 1 | 2 | 3 | 1 | 0 | 6 | 1 | Kluisbergen |
| 4 | 0 | 26 | 0 | 2 | 0 | 0 | 3 | 0 | 4 | 0 | 1 | 0 | 4 | Kruishoutem |
| 6 | 0 | 5 | 0 | 0 | 0 | 0 | 1 | 0 | 1 | 0 | 1 | 0 | 0 | Lierde |
| 1 | 1 | 19 | 0 | 2 | 0 | 0 | 0 | 0 | 1 | 0 | 0 | 0 | 0 | Maarkedal |
| 31 | 0 | 76 | 5 | 16 | 0 | 0 | 5 | 13 | 1 | 1 | 44 | 31 | 21 | Audenarde |
| 74 | 0 | 57 | 35 | 18 | 0 | 0 | 6 | 2 | 4 | 1 | 25 | 12 | 21 | Renaix |
| 0 | 0 | 11 | 0 | 1 | 0 | 0 | 0 | 0 | 0 | 0 | 0 | 1 | 1 | Wortegem-Petegem |
| 2 | 0 | 22 | 1 | 2 | 0 | 0 | 0 | 3 | 5 | 0 | 0 | 0 | 4 | Zingem |
| 2 | 1 | 21 | 2 | 4 | 0 | 0 | 0 | 0 | 3 | 0 | 0 | 0 | 2 | Zwalm |
| 152 | 3 | 1.805 | 66 | 129 | 11 | 7 | 50 | 23 | 35 | 7 | 1.083 | 136 | 231 | Arr. de Saint-Nicolas |
| 20 | 0 | 307 | 21 | 22 | 0 | 0 | 17 | 4 | 3 | 2 | 5 | 20 | 49 | Beveren |
| 7 | 0 | 61 | 1 | 7 | 2 | 1 | 2 | 6 | 1 | 0 | 38 | 4 | 17 | Kruikebeke |
| 34 | 1 | 134 | 3 | 25 | 1 | 2 | 7 | 0 | 11 | 2 | 471 | 6 | 50 | Lokeren |
| 6 | 0 | 285 | 2 | 7 | 1 | 0 | 3 | 0 | 1 | 0 | 31 | 9 | 10 | Sint-Gillis-Waas |
| 49 | 0 | 461 | 26 | 48 | 4 | 3 | 13 | 9 | 12 | 3 | 338 | 62 | 72 | Saint-Nicolas |
| 9 | 2 | 449 | 2 | 8 | 1 | 0 | 6 | 0 | 3 | 0 | 9 | 5 | 6 | Stekene |
| 27 | 0 | 108 | 11 | 12 | 2 | 1 | 2 | 4 | 4 | 0 | 191 | 30 | 27 | Tamise |
| 6.168 | 264 | 8.717 | 2.053 | 5.967 | 543 | 31 | 780 | 391 | 427 | 275 | 873 | 379 | 1.554 | Prov. de Brabant flamand |
| 5.153 | 207 | 4.354 | 1.692 | 3.172 | 402 | 14 | 470 | 184 | 184 | 237 | 423 | 239 | 706 | Arr. de Hal-Vilvorde |
| 27 | 1 | 44 | 7 | 7 | 4 | 0 | 0 | 3 | 2 | 3 | 0 | 2 | 1 | Affligem |
| 148 | 3 | 134 | 57 | 22 | 1 | 1 | 14 | 13 | 7 | 6 | 22 | 13 | 16 | Asse |
| 223 | 17 | 158 | 63 | 72 | 5 | 0 | 12 | 8 | 1 | 9 | 2 | 0 | 14 | Beersel |
| 7 | 1 | 11 | 0 | 0 | 0 | 0 | 0 | 0 | 0 | 0 | 0 | 0 | 0 | Biéville |
| 496 | 6 | 161 | 71 | 42 | 5 | 0 | 26 | 14 | 18 | 12 | 20 | 15 | 19 | Dilbeek |
| 113 | 3 | 6 | 29 | 3 | 2 | 2 | 13 | 4 | 1 | 0 | 2 | 6 | 6 | Drogenbos |
| 10 | 0 | 18 | 2 | 1 | 0 | 0 | 1 | 0 | 3 | 1 | 0 | 0 | 0 | Gammerages |
| 6 | 0 | 19 | 1 | 9 | 1 | 0 | 3 | 1 | 1 | 2 | 0 | 0 | 2 | Gooik |
| 273 | 5 | 262 | 44 | 93 | 2 | 0 | 37 | 3 | 15 | 22 | 38 | 47 | 67 | Grimbergen |

Population au 1.1.2004

Population totale selon les principales nationalités par commune (suite)

| | Asie | | | | | | | | | Amérique | | | | |
|---------------------------------|--------------|------------|------------|------------|--------------|------------|------------|------------|--------------|--------------|------------|--------------|------------|-------------|
| | Total | IN | JP | PH | CN | TH | IL | PK | Autres pays | Total | CA | US | BR | Autres pays |
| Kaprijke | 2 | 0 | 0 | 0 | 0 | 0 | 0 | 0 | 2 | 1 | 0 | 0 | 0 | 1 |
| Maldegem | 8 | 1 | 0 | 3 | 0 | 0 | 0 | 0 | 4 | 7 | 0 | 0 | 2 | 5 |
| Sint-Laureins | 5 | 0 | 0 | 0 | 0 | 0 | 0 | 0 | 5 | 1 | 0 | 0 | 1 | 0 |
| Zelzate | 25 | 7 | 0 | 8 | 3 | 2 | 0 | 0 | 5 | 5 | 0 | 1 | 1 | 3 |
| Arr. de Gand | 1.643 | 215 | 52 | 170 | 292 | 124 | 12 | 119 | 659 | 645 | 47 | 156 | 53 | 389 |
| Aalter | 43 | 13 | 0 | 15 | 4 | 0 | 0 | 0 | 11 | 10 | 0 | 4 | 3 | 3 |
| De Pinte | 15 | 0 | 9 | 1 | 1 | 1 | 0 | 0 | 3 | 17 | 3 | 7 | 0 | 7 |
| Deinze | 35 | 5 | 0 | 7 | 4 | 8 | 0 | 1 | 10 | 13 | 2 | 1 | 2 | 8 |
| Destelbergen | 11 | 0 | 1 | 3 | 0 | 1 | 0 | 0 | 6 | 21 | 1 | 2 | 1 | 17 |
| Evergem | 36 | 2 | 0 | 15 | 2 | 8 | 0 | 0 | 9 | 13 | 1 | 2 | 0 | 10 |
| Gavere | 11 | 1 | 1 | 2 | 1 | 2 | 0 | 0 | 4 | 5 | 0 | 2 | 0 | 3 |
| Gand | 1.361 | 186 | 31 | 96 | 270 | 87 | 11 | 118 | 562 | 489 | 35 | 106 | 41 | 307 |
| Knesselare | 9 | 1 | 0 | 6 | 1 | 0 | 0 | 0 | 1 | 2 | 0 | 2 | 0 | 0 |
| Lochristi | 23 | 0 | 1 | 3 | 0 | 1 | 0 | 0 | 18 | 9 | 0 | 7 | 1 | 1 |
| Lovendegem | 10 | 0 | 0 | 2 | 5 | 1 | 0 | 0 | 2 | 4 | 0 | 1 | 1 | 2 |
| Melle | 14 | 3 | 2 | 0 | 1 | 4 | 0 | 0 | 4 | 11 | 0 | 1 | 2 | 8 |
| Merelbeke | 7 | 2 | 0 | 0 | 0 | 3 | 0 | 0 | 2 | 24 | 1 | 9 | 1 | 13 |
| Moerbeke | 4 | 0 | 1 | 2 | 0 | 0 | 0 | 0 | 1 | 1 | 0 | 1 | 0 | 0 |
| Nazareth | 9 | 0 | 0 | 3 | 0 | 1 | 0 | 0 | 5 | 3 | 0 | 2 | 0 | 1 |
| Nevele | 8 | 1 | 1 | 3 | 0 | 0 | 0 | 0 | 3 | 2 | 0 | 1 | 0 | 1 |
| Oosterzele | 8 | 0 | 1 | 4 | 1 | 0 | 1 | 0 | 1 | 2 | 0 | 1 | 0 | 1 |
| Sint-Martens-Latem | 8 | 1 | 3 | 1 | 0 | 1 | 0 | 0 | 2 | 8 | 3 | 4 | 0 | 1 |
| Waarschoot | 7 | 0 | 0 | 1 | 0 | 0 | 0 | 0 | 6 | 2 | 0 | 2 | 0 | 0 |
| Wachtebeke | 6 | 0 | 0 | 1 | 0 | 0 | 0 | 0 | 5 | 2 | 0 | 0 | 0 | 2 |
| Zomergem | 7 | 0 | 0 | 4 | 1 | 0 | 0 | 0 | 2 | 1 | 0 | 1 | 0 | 0 |
| Zulte | 11 | 0 | 1 | 1 | 1 | 6 | 0 | 0 | 2 | 6 | 1 | 0 | 1 | 4 |
| Arr. d'Audenarde | 95 | 3 | 0 | 26 | 8 | 18 | 1 | 7 | 32 | 39 | 1 | 21 | 2 | 15 |
| Brakel | 16 | 0 | 0 | 6 | 1 | 5 | 0 | 1 | 3 | 3 | 0 | 2 | 0 | 1 |
| Horebeke | 4 | 0 | 0 | 0 | 1 | 1 | 0 | 0 | 2 | 0 | 0 | 0 | 0 | 0 |
| Kluisbergen | 7 | 0 | 0 | 1 | 0 | 1 | 0 | 0 | 5 | 0 | 0 | 0 | 0 | 0 |
| Kruishoutem | 6 | 2 | 0 | 2 | 1 | 1 | 0 | 0 | 0 | 3 | 0 | 3 | 0 | 0 |
| Lierde | 3 | 0 | 0 | 1 | 0 | 1 | 0 | 0 | 1 | 2 | 0 | 2 | 0 | 0 |
| Maarkedal | 2 | 1 | 0 | 0 | 0 | 1 | 0 | 0 | 0 | 3 | 0 | 2 | 0 | 1 |
| Audenarde | 25 | 0 | 0 | 12 | 4 | 1 | 0 | 3 | 5 | 7 | 0 | 2 | 0 | 5 |
| Renaix | 26 | 0 | 0 | 3 | 1 | 5 | 1 | 2 | 14 | 16 | 1 | 8 | 1 | 6 |
| Wortegem-Petegem | 3 | 0 | 0 | 1 | 0 | 1 | 0 | 0 | 1 | 2 | 0 | 1 | 0 | 1 |
| Zingem | 2 | 0 | 0 | 0 | 0 | 1 | 0 | 1 | 0 | 0 | 0 | 0 | 0 | 0 |
| Zwalm | 1 | 0 | 0 | 0 | 0 | 0 | 0 | 0 | 1 | 3 | 0 | 1 | 1 | 1 |
| Arr. de Saint-Nicolas | 349 | 20 | 7 | 51 | 54 | 62 | 2 | 19 | 134 | 144 | 7 | 31 | 8 | 98 |
| Beveren | 57 | 1 | 1 | 13 | 3 | 17 | 0 | 2 | 20 | 30 | 4 | 4 | 5 | 17 |
| Kruikebeke | 14 | 0 | 0 | 2 | 2 | 7 | 0 | 0 | 3 | 3 | 0 | 0 | 0 | 3 |
| Lokeren | 65 | 2 | 1 | 9 | 7 | 7 | 0 | 1 | 38 | 18 | 1 | 3 | 0 | 14 |
| Sint-Gillis-Waas | 18 | 4 | 0 | 3 | 0 | 5 | 0 | 0 | 6 | 5 | 0 | 0 | 0 | 5 |
| Saint-Nicolas | 147 | 13 | 3 | 16 | 29 | 13 | 0 | 16 | 57 | 59 | 2 | 17 | 3 | 37 |
| Stekene | 15 | 0 | 1 | 5 | 4 | 1 | 0 | 0 | 4 | 9 | 0 | 1 | 0 | 8 |
| Tamise | 33 | 0 | 1 | 3 | 9 | 12 | 2 | 0 | 6 | 20 | 0 | 6 | 0 | 14 |
| Prov. de Brabant flamand | 4.305 | 415 | 424 | 273 | 1.304 | 285 | 102 | 104 | 1.398 | 3.456 | 350 | 2.090 | 225 | 791 |
| Arr. de Hal-Vilvorde | 1.522 | 87 | 248 | 141 | 189 | 138 | 79 | 44 | 596 | 2.005 | 218 | 1.256 | 140 | 391 |
| Affligem | 12 | 0 | 1 | 1 | 4 | 3 | 0 | 0 | 3 | 8 | 0 | 2 | 4 | 2 |
| Asse | 97 | 1 | 1 | 7 | 3 | 5 | 3 | 0 | 77 | 33 | 1 | 11 | 3 | 18 |
| Beersel | 19 | 1 | 0 | 2 | 3 | 2 | 1 | 0 | 10 | 52 | 4 | 27 | 10 | 11 |
| Biéville | 1 | 0 | 0 | 0 | 0 | 0 | 1 | 0 | 0 | 1 | 0 | 1 | 0 | 0 |
| Dilbeek | 62 | 1 | 3 | 6 | 10 | 8 | 3 | 3 | 28 | 36 | 4 | 9 | 5 | 18 |
| Drogenbos | 7 | 0 | 0 | 2 | 1 | 2 | 1 | 1 | 0 | 5 | 2 | 1 | 0 | 2 |
| Gammerages | 5 | 0 | 0 | 3 | 1 | 0 | 0 | 0 | 1 | 0 | 0 | 0 | 0 | 0 |
| Gooik | 4 | 0 | 0 | 2 | 0 | 2 | 0 | 0 | 0 | 5 | 0 | 3 | 1 | 1 |
| Grimbergen | 63 | 9 | 2 | 8 | 12 | 5 | 1 | 3 | 23 | 49 | 3 | 19 | 6 | 21 |

Afrique

| Total | CM | CD | DZ | MA | TN | Autres pays | Océanie | |
|-------|-----|-------|-----|-------|-----|-------------|---------|---------------------------------|
| 0 | 0 | 0 | 0 | 0 | 0 | 0 | 0 | Kaprijke |
| 6 | 0 | 1 | 0 | 1 | 1 | 3 | 0 | Maldegem |
| 5 | 0 | 1 | 0 | 1 | 0 | 3 | 0 | Sint-Laureins |
| 58 | 0 | 0 | 19 | 33 | 0 | 6 | 0 | Zelzate |
| 2.992 | 52 | 134 | 254 | 1.127 | 264 | 1.161 | 35 | Arr. de Gand |
| 39 | 1 | 14 | 0 | 1 | 1 | 22 | 2 | Aalter |
| 3 | 0 | 0 | 1 | 1 | 0 | 1 | 0 | De Pinte |
| 64 | 1 | 0 | 1 | 37 | 14 | 11 | 6 | Deinze |
| 10 | 0 | 0 | 0 | 2 | 5 | 3 | 0 | Destelbergen |
| 19 | 0 | 1 | 0 | 3 | 2 | 13 | 0 | Evergem |
| 7 | 0 | 0 | 0 | 2 | 1 | 4 | 0 | Gavere |
| 2.727 | 44 | 110 | 236 | 1.045 | 228 | 1.064 | 22 | Gand |
| 4 | 0 | 1 | 0 | 1 | 2 | 0 | 0 | Knesselare |
| 12 | 0 | 0 | 2 | 1 | 2 | 7 | 0 | Lochristi |
| 5 | 0 | 0 | 0 | 2 | 0 | 3 | 0 | Lovendegem |
| 18 | 0 | 0 | 6 | 2 | 4 | 6 | 1 | Melle |
| 12 | 0 | 0 | 1 | 5 | 2 | 4 | 4 | Merelbeke |
| 9 | 0 | 0 | 0 | 7 | 0 | 2 | 0 | Moerbeke |
| 11 | 5 | 0 | 1 | 1 | 1 | 3 | 0 | Nazareth |
| 3 | 1 | 0 | 2 | 0 | 0 | 0 | 0 | Nevele |
| 6 | 0 | 0 | 0 | 4 | 0 | 2 | 0 | Oosterzele |
| 5 | 0 | 0 | 0 | 1 | 1 | 3 | 0 | Sint-Martens-Latem |
| 8 | 0 | 6 | 0 | 0 | 0 | 2 | 0 | Waarschoot |
| 11 | 0 | 0 | 3 | 0 | 0 | 8 | 0 | Wachtebeke |
| 0 | 0 | 0 | 0 | 0 | 0 | 0 | 0 | Zomergem |
| 19 | 0 | 2 | 1 | 12 | 1 | 3 | 0 | Zulte |
| 438 | 1 | 30 | 20 | 268 | 76 | 43 | 2 | Arr. d'Audenarde |
| 8 | 0 | 1 | 0 | 0 | 0 | 7 | 0 | Brakel |
| 0 | 0 | 0 | 0 | 0 | 0 | 0 | 0 | Horebeke |
| 8 | 1 | 0 | 0 | 1 | 3 | 3 | 0 | Kluisbergen |
| 5 | 0 | 0 | 0 | 2 | 0 | 3 | 0 | Kruishoutem |
| 2 | 0 | 1 | 0 | 0 | 0 | 1 | 0 | Lierde |
| 2 | 0 | 0 | 0 | 0 | 0 | 2 | 1 | Maarkedal |
| 26 | 0 | 1 | 1 | 8 | 6 | 10 | 0 | Audenarde |
| 383 | 0 | 26 | 18 | 257 | 67 | 15 | 0 | Renaix |
| 0 | 0 | 0 | 0 | 0 | 0 | 0 | 0 | Wortegem-Petegem |
| 1 | 0 | 0 | 0 | 0 | 0 | 1 | 1 | Zingem |
| 3 | 0 | 1 | 1 | 0 | 0 | 1 | 0 | Zwalm |
| 2.040 | 10 | 28 | 13 | 1.825 | 33 | 131 | 1 | Arr. de Saint-Nicolas |
| 42 | 0 | 1 | 0 | 10 | 3 | 28 | 0 | Beveren |
| 12 | 1 | 0 | 1 | 3 | 0 | 7 | 0 | Kruikebeke |
| 1.022 | 7 | 7 | 6 | 973 | 6 | 23 | 1 | Lokeren |
| 4 | 0 | 0 | 0 | 4 | 0 | 0 | 0 | Sint-Gillis-Waas |
| 707 | 2 | 15 | 5 | 615 | 9 | 61 | 0 | Saint-Nicolas |
| 9 | 0 | 0 | 1 | 4 | 1 | 3 | 0 | Stekene |
| 244 | 0 | 5 | 0 | 216 | 14 | 9 | 0 | Tamise |
| 6.015 | 124 | 1.081 | 139 | 2.946 | 136 | 1.589 | 181 | Prov. de Brabant flamand |
| 4.189 | 91 | 930 | 106 | 2.251 | 70 | 741 | 103 | Arr. de Hal-Vilvorde |
| 9 | 0 | 3 | 0 | 3 | 0 | 3 | 2 | Affligem |
| 328 | 14 | 154 | 3 | 84 | 1 | 72 | 0 | Asse |
| 94 | 4 | 38 | 7 | 21 | 2 | 22 | 0 | Beersel |
| 3 | 0 | 0 | 0 | 0 | 0 | 3 | 0 | Biéville |
| 200 | 7 | 57 | 4 | 93 | 8 | 31 | 0 | Dilbeek |
| 82 | 2 | 15 | 0 | 51 | 0 | 14 | 2 | Drogenbos |
| 7 | 0 | 0 | 0 | 6 | 0 | 1 | 0 | Gammerages |
| 0 | 0 | 0 | 0 | 0 | 0 | 0 | 0 | Gooik |
| 240 | 3 | 65 | 5 | 112 | 3 | 52 | 3 | Grimbergen |

Population au 1.1.2004

Population totale selon les principales nationalités par commune (suite)

| | Europe | | | | | | | | | | | |
|------------------------|----------------|----------------|----------------|--------------|-----------|----------------|------------|------------|-----------|------------|------------|------------|
| | Tous pays | Europe des 15 | | | | | | | | | | |
| | | Total | Total | DE | AT | BE | DK | ES | FI | FR | GR | IE |
| Hal | 34.316 | 33.824 | 33.754 | 29 | 3 | 33.005 | 3 | 71 | 2 | 92 | 48 | 5 |
| Herne | 6.390 | 6.372 | 6.363 | 2 | 0 | 6.296 | 0 | 9 | 1 | 11 | 0 | 0 |
| Hoeilaart | 9.977 | 9.717 | 9.672 | 96 | 22 | 8.510 | 40 | 44 | 17 | 134 | 45 | 43 |
| Kamphenhout | 10.857 | 10.797 | 10.775 | 20 | 0 | 10.531 | 8 | 30 | 6 | 33 | 7 | 5 |
| Kapelle-op-den-Bos | 8.851 | 8.833 | 8.819 | 11 | 0 | 8.739 | 0 | 10 | 1 | 9 | 1 | 0 |
| Kraainem | 12.978 | 12.445 | 12.302 | 371 | 13 | 9.724 | 47 | 192 | 173 | 384 | 161 | 94 |
| Lennik | 8.726 | 8.700 | 8.688 | 5 | 1 | 8.602 | 0 | 6 | 0 | 13 | 1 | 0 |
| Liedekerke | 11.880 | 11.841 | 11.817 | 2 | 0 | 11.717 | 0 | 14 | 0 | 10 | 0 | 0 |
| Linkebeek | 4.770 | 4.729 | 4.711 | 23 | 2 | 4.336 | 10 | 33 | 0 | 156 | 9 | 4 |
| Londerzeel | 17.305 | 17.257 | 17.232 | 13 | 2 | 17.086 | 4 | 5 | 1 | 10 | 3 | 1 |
| Machelen | 12.111 | 11.820 | 11.735 | 4 | 1 | 11.188 | 2 | 80 | 0 | 61 | 16 | 6 |
| Meise | 18.427 | 18.300 | 18.261 | 23 | 2 | 17.797 | 1 | 52 | 3 | 73 | 24 | 5 |
| Merchtem | 14.551 | 14.482 | 14.437 | 15 | 0 | 14.295 | 0 | 6 | 2 | 23 | 14 | 0 |
| Opwijk | 11.986 | 11.960 | 11.944 | 6 | 0 | 11.864 | 0 | 7 | 1 | 13 | 2 | 1 |
| Overijse | 23.955 | 23.244 | 23.057 | 553 | 41 | 19.193 | 144 | 90 | 52 | 279 | 124 | 99 |
| Pepingen | 4.331 | 4.323 | 4.321 | 2 | 0 | 4.288 | 0 | 1 | 0 | 11 | 0 | 0 |
| Roosdaal | 10.641 | 10.608 | 10.587 | 4 | 1 | 10.508 | 0 | 11 | 1 | 7 | 0 | 0 |
| Rhode-Saint-Genèse | 17.895 | 17.366 | 17.235 | 193 | 22 | 15.003 | 105 | 130 | 25 | 643 | 82 | 44 |
| Sint-Pieters-Leeuw | 30.485 | 30.033 | 29.925 | 33 | 6 | 28.004 | 5 | 510 | 6 | 228 | 128 | 8 |
| Steenokkerzeel | 10.664 | 10.604 | 10.581 | 25 | 3 | 10.303 | 2 | 29 | 2 | 29 | 9 | 8 |
| Ternat | 14.574 | 14.519 | 14.473 | 7 | 1 | 14.336 | 1 | 19 | 0 | 22 | 7 | 0 |
| Vilvorde | 36.466 | 35.168 | 34.914 | 38 | 3 | 32.676 | 2 | 1.139 | 1 | 222 | 58 | 3 |
| Wemmel | 14.499 | 14.294 | 14.190 | 43 | 5 | 13.387 | 5 | 121 | 0 | 209 | 66 | 6 |
| Wezembeek-Oppem | 13.469 | 13.171 | 13.042 | 662 | 36 | 10.705 | 50 | 89 | 76 | 362 | 51 | 113 |
| Zaventem | 28.070 | 27.116 | 26.817 | 564 | 47 | 23.793 | 19 | 256 | 87 | 326 | 126 | 84 |
| Zemst | 21.029 | 20.963 | 20.927 | 27 | 3 | 20.617 | 0 | 39 | 1 | 26 | 5 | 5 |
| Arr. de Louvain | 463.113 | 456.748 | 454.495 | 1.692 | 92 | 441.745 | 187 | 561 | 97 | 892 | 201 | 296 |
| Aarschot | 27.701 | 27.627 | 27.596 | 17 | 1 | 27.381 | 0 | 5 | 1 | 11 | 3 | 1 |
| Begijnendijk | 9.205 | 9.181 | 9.177 | 5 | 0 | 9.118 | 0 | 0 | 0 | 1 | 2 | 0 |
| Bekkevoort | 5.806 | 5.795 | 5.788 | 5 | 0 | 5.747 | 0 | 1 | 0 | 4 | 1 | 2 |
| Bertem | 9.015 | 8.919 | 8.889 | 46 | 2 | 8.462 | 0 | 5 | 0 | 25 | 5 | 6 |
| Bierbeek | 9.100 | 9.067 | 9.060 | 7 | 1 | 8.948 | 0 | 1 | 0 | 17 | 1 | 4 |
| Boortmeerbeek | 11.497 | 11.458 | 11.443 | 14 | 1 | 11.260 | 0 | 10 | 3 | 19 | 5 | 0 |
| Boutersem | 7.525 | 7.488 | 7.472 | 18 | 0 | 7.405 | 0 | 0 | 0 | 8 | 0 | 2 |
| Diest | 22.491 | 22.353 | 22.036 | 25 | 3 | 21.792 | 0 | 3 | 0 | 11 | 3 | 0 |
| Geetbets | 5.772 | 5.753 | 5.744 | 6 | 0 | 5.701 | 0 | 2 | 0 | 6 | 0 | 0 |
| Glabbeek | 5.115 | 5.107 | 5.102 | 1 | 0 | 5.084 | 0 | 1 | 0 | 1 | 0 | 0 |
| Haacht | 13.373 | 13.340 | 13.321 | 10 | 2 | 13.202 | 2 | 4 | 1 | 13 | 0 | 0 |
| Herent | 19.123 | 19.035 | 18.990 | 28 | 4 | 18.735 | 0 | 11 | 2 | 17 | 3 | 2 |
| Hoegaarden | 6.059 | 6.046 | 6.040 | 2 | 0 | 5.985 | 0 | 5 | 0 | 5 | 0 | 0 |
| Holsbeek | 8.968 | 8.944 | 8.936 | 6 | 0 | 8.882 | 1 | 1 | 0 | 1 | 0 | 0 |
| Huldenberg | 9.046 | 8.973 | 8.957 | 39 | 1 | 8.486 | 11 | 8 | 0 | 51 | 1 | 15 |
| Keerbergen | 12.265 | 12.179 | 12.166 | 34 | 7 | 11.472 | 10 | 3 | 3 | 17 | 1 | 4 |
| Kortenaken | 7.473 | 7.463 | 7.452 | 2 | 0 | 7.408 | 0 | 0 | 0 | 4 | 0 | 0 |
| Kortenberg | 17.907 | 17.638 | 17.575 | 179 | 2 | 16.640 | 22 | 22 | 16 | 60 | 15 | 21 |
| Landen | 14.388 | 14.348 | 14.332 | 19 | 1 | 14.199 | 0 | 7 | 0 | 23 | 3 | 1 |
| Louvain | 89.777 | 85.666 | 84.506 | 278 | 28 | 81.401 | 31 | 344 | 39 | 306 | 106 | 103 |
| Linter | 6.932 | 6.916 | 6.911 | 5 | 0 | 6.883 | 0 | 0 | 0 | 0 | 0 | 0 |
| Lubbeek | 13.540 | 13.516 | 13.501 | 10 | 1 | 13.343 | 1 | 1 | 1 | 15 | 0 | 2 |
| Oud-Heverlee | 10.725 | 10.662 | 10.638 | 18 | 0 | 10.453 | 2 | 4 | 1 | 14 | 3 | 8 |
| Rotselaar | 14.868 | 14.814 | 14.774 | 13 | 0 | 14.597 | 5 | 5 | 0 | 10 | 2 | 4 |
| Montaigu-Zichem | 21.807 | 21.747 | 21.718 | 13 | 0 | 21.562 | 1 | 10 | 0 | 10 | 4 | 1 |
| Tervuren | 20.490 | 19.905 | 19.771 | 824 | 32 | 15.701 | 99 | 77 | 27 | 192 | 39 | 117 |
| Tielt-Winge | 9.877 | 9.852 | 9.841 | 11 | 0 | 9.769 | 0 | 3 | 0 | 5 | 3 | 0 |
| Tirlemont | 31.782 | 31.565 | 31.398 | 35 | 2 | 31.116 | 1 | 10 | 2 | 35 | 1 | 3 |
| Tremelo | 13.617 | 13.547 | 13.524 | 14 | 4 | 13.227 | 1 | 16 | 1 | 5 | 0 | 0 |
| Léau | 7.869 | 7.844 | 7.837 | 8 | 0 | 7.786 | 0 | 2 | 0 | 6 | 0 | 0 |

Europe (suite)

Europe des 15 (suite)

| IT | LU | NL | PT | GB | SE | BA | PL | RO | RU | CH | TR | YU | Autres pays | |
|-------|----|-------|-----|-------|-----|----|-----|-----|-----|----|-----|-----|-------------|------------------------|
| 282 | 4 | 116 | 61 | 27 | 6 | 0 | 17 | 5 | 6 | 7 | 13 | 3 | 19 | Hal |
| 9 | 0 | 14 | 8 | 10 | 3 | 0 | 1 | 2 | 3 | 0 | 0 | 0 | 3 | Herne |
| 69 | 9 | 326 | 67 | 234 | 16 | 0 | 8 | 3 | 4 | 7 | 1 | 1 | 21 | Hoeilaart |
| 26 | 2 | 49 | 6 | 52 | 0 | 0 | 2 | 2 | 4 | 5 | 3 | 4 | 2 | Kampenhout |
| 5 | 0 | 33 | 0 | 10 | 0 | 0 | 3 | 3 | 0 | 0 | 4 | 0 | 4 | Kapelle-op-den-Bos |
| 366 | 31 | 216 | 165 | 302 | 63 | 0 | 28 | 5 | 8 | 10 | 22 | 1 | 69 | Kraainem |
| 19 | 2 | 34 | 0 | 5 | 0 | 0 | 2 | 2 | 2 | 0 | 0 | 1 | 5 | Lennik |
| 53 | 0 | 16 | 1 | 4 | 0 | 0 | 4 | 0 | 14 | 0 | 2 | 0 | 4 | Liedekerke |
| 51 | 4 | 29 | 23 | 27 | 4 | 0 | 4 | 3 | 0 | 7 | 0 | 0 | 4 | Linkebeek |
| 21 | 0 | 73 | 4 | 9 | 0 | 0 | 12 | 2 | 0 | 0 | 6 | 0 | 5 | Londerzeel |
| 256 | 1 | 57 | 31 | 28 | 4 | 4 | 9 | 10 | 4 | 2 | 26 | 9 | 21 | Machelen |
| 67 | 4 | 151 | 21 | 33 | 5 | 0 | 13 | 4 | 2 | 9 | 3 | 1 | 7 | Meise |
| 11 | 3 | 41 | 11 | 11 | 5 | 0 | 3 | 5 | 2 | 3 | 1 | 23 | 8 | Merchtem |
| 16 | 0 | 23 | 0 | 11 | 0 | 0 | 2 | 1 | 5 | 0 | 2 | 5 | 1 | Opwijk |
| 274 | 33 | 1.120 | 95 | 902 | 58 | 0 | 21 | 2 | 28 | 26 | 25 | 18 | 67 | Overijse |
| 2 | 0 | 12 | 3 | 2 | 0 | 0 | 0 | 1 | 0 | 0 | 0 | 0 | 1 | Pepingen |
| 18 | 0 | 26 | 7 | 4 | 0 | 0 | 9 | 0 | 1 | 2 | 3 | 4 | 2 | Roosdaal |
| 232 | 18 | 176 | 234 | 207 | 121 | 0 | 22 | 8 | 23 | 23 | 12 | 11 | 32 | Rhode-Saint-Genèse |
| 699 | 7 | 96 | 160 | 26 | 9 | 0 | 33 | 15 | 2 | 10 | 35 | 0 | 13 | Sint-Pieters-Leeuw |
| 40 | 3 | 75 | 20 | 32 | 1 | 0 | 7 | 0 | 1 | 5 | 4 | 0 | 6 | Steenokkerzeel |
| 28 | 1 | 37 | 7 | 7 | 0 | 0 | 14 | 1 | 5 | 2 | 9 | 5 | 10 | Ternat |
| 388 | 6 | 157 | 157 | 61 | 3 | 1 | 31 | 14 | 9 | 9 | 83 | 43 | 64 | Vilvorde |
| 178 | 7 | 95 | 32 | 31 | 5 | 1 | 29 | 8 | 1 | 16 | 25 | 14 | 10 | Wemmel |
| 209 | 14 | 140 | 74 | 411 | 50 | 0 | 28 | 12 | 2 | 18 | 7 | 0 | 62 | Wezembeek-Opem |
| 499 | 21 | 297 | 225 | 447 | 26 | 5 | 53 | 26 | 7 | 18 | 45 | 12 | 133 | Zaventem |
| 32 | 1 | 132 | 6 | 30 | 3 | 0 | 9 | 4 | 3 | 3 | 8 | 1 | 8 | Zemst |
| 1.015 | 57 | 4.363 | 361 | 2.795 | 141 | 17 | 310 | 207 | 243 | 38 | 450 | 140 | 848 | Arr. de Louvain |
| 32 | 0 | 123 | 9 | 11 | 1 | 0 | 4 | 6 | 1 | 1 | 4 | 1 | 14 | Aarschot |
| 4 | 0 | 40 | 1 | 6 | 0 | 0 | 1 | 0 | 0 | 1 | 0 | 0 | 2 | Begijnendijk |
| 8 | 0 | 18 | 0 | 2 | 0 | 0 | 4 | 0 | 2 | 0 | 0 | 0 | 1 | Bekkevoort |
| 8 | 1 | 97 | 8 | 222 | 2 | 0 | 0 | 0 | 4 | 6 | 2 | 4 | 14 | Bertem |
| 17 | 1 | 51 | 5 | 7 | 0 | 0 | 1 | 0 | 1 | 0 | 0 | 0 | 5 | Bierbeek |
| 17 | 1 | 82 | 4 | 26 | 1 | 0 | 2 | 6 | 3 | 0 | 0 | 0 | 4 | Boortmeerbeek |
| 5 | 1 | 26 | 1 | 6 | 0 | 0 | 5 | 1 | 2 | 0 | 1 | 4 | 3 | Boutersem |
| 42 | 1 | 138 | 1 | 17 | 0 | 0 | 11 | 3 | 9 | 0 | 248 | 20 | 26 | Diest |
| 2 | 0 | 24 | 0 | 3 | 0 | 0 | 3 | 1 | 1 | 0 | 0 | 0 | 4 | Geetbets |
| 1 | 0 | 10 | 1 | 3 | 0 | 0 | 1 | 0 | 0 | 0 | 0 | 3 | 1 | Glabbek |
| 9 | 2 | 54 | 6 | 15 | 1 | 0 | 8 | 0 | 1 | 0 | 2 | 0 | 8 | Haacht |
| 33 | 3 | 118 | 4 | 26 | 4 | 0 | 3 | 9 | 11 | 0 | 5 | 8 | 9 | Herent |
| 10 | 0 | 26 | 0 | 6 | 1 | 0 | 0 | 0 | 0 | 0 | 1 | 0 | 5 | Hoegaarden |
| 3 | 0 | 38 | 1 | 3 | 0 | 0 | 5 | 0 | 0 | 0 | 1 | 0 | 2 | Holsbeek |
| 16 | 2 | 142 | 22 | 159 | 4 | 0 | 5 | 4 | 1 | 0 | 0 | 0 | 6 | Huldenberg |
| 26 | 0 | 490 | 7 | 86 | 6 | 0 | 3 | 2 | 0 | 1 | 0 | 2 | 5 | Keerbergen |
| 2 | 1 | 30 | 1 | 3 | 1 | 0 | 1 | 2 | 0 | 0 | 4 | 0 | 4 | Kortenaken |
| 99 | 6 | 163 | 35 | 277 | 18 | 0 | 2 | 11 | 9 | 1 | 7 | 5 | 28 | Kortenbergh |
| 12 | 3 | 46 | 12 | 6 | 0 | 0 | 4 | 3 | 3 | 1 | 1 | 0 | 4 | Landen |
| 321 | 9 | 1.111 | 117 | 261 | 51 | 15 | 185 | 121 | 147 | 12 | 128 | 60 | 492 | Louvain |
| 7 | 0 | 10 | 2 | 4 | 0 | 1 | 0 | 1 | 0 | 0 | 0 | 0 | 3 | Lintier |
| 11 | 1 | 94 | 0 | 18 | 3 | 0 | 2 | 2 | 2 | 2 | 0 | 0 | 7 | Lubbeek |
| 15 | 7 | 98 | 0 | 15 | 0 | 0 | 3 | 1 | 2 | 0 | 4 | 4 | 10 | Oud-Heverlee |
| 13 | 3 | 96 | 4 | 22 | 0 | 0 | 17 | 15 | 2 | 0 | 3 | 0 | 3 | Rotselaar |
| 26 | 0 | 71 | 8 | 12 | 0 | 0 | 3 | 1 | 4 | 3 | 3 | 2 | 13 | Montaigu-Zichem |
| 171 | 13 | 817 | 93 | 1.525 | 44 | 0 | 13 | 1 | 15 | 9 | 18 | 3 | 75 | Tervuren |
| 8 | 1 | 36 | 0 | 5 | 0 | 0 | 1 | 1 | 1 | 0 | 3 | 2 | 3 | Tielt-Winge |
| 77 | 0 | 92 | 9 | 14 | 1 | 1 | 21 | 10 | 16 | 1 | 10 | 17 | 91 | Tirlemont |
| 14 | 0 | 195 | 10 | 34 | 3 | 0 | 2 | 5 | 6 | 0 | 2 | 5 | 3 | Tremelo |
| 6 | 1 | 27 | 0 | 1 | 0 | 0 | 0 | 1 | 0 | 0 | 3 | 0 | 3 | Léau |

Population au 1.1.2004

Population totale selon les principales nationalités par commune (suite)

| | Asie | | | | | | | | | Amérique | | | | |
|------------------------|--------------|------------|------------|------------|--------------|------------|-----------|-----------|-------------|--------------|------------|------------|-----------|-------------|
| | Total | IN | JP | PH | CN | TH | IL | PK | Autres pays | Total | CA | US | BR | Autres pays |
| Hal | 73 | 2 | 1 | 7 | 8 | 7 | 1 | 1 | 46 | 39 | 1 | 4 | 3 | 31 |
| Herne | 1 | 0 | 0 | 0 | 0 | 0 | 0 | 0 | 1 | 7 | 0 | 6 | 0 | 1 |
| Hoeilaart | 30 | 0 | 6 | 7 | 2 | 2 | 8 | 0 | 5 | 152 | 33 | 97 | 0 | 22 |
| Kampenhout | 12 | 0 | 2 | 0 | 8 | 2 | 0 | 0 | 0 | 24 | 0 | 21 | 0 | 3 |
| Kapelle-op-den-Bos | 5 | 0 | 0 | 1 | 2 | 1 | 1 | 0 | 0 | 6 | 0 | 3 | 1 | 2 |
| Kraainem | 178 | 7 | 107 | 13 | 12 | 2 | 1 | 4 | 32 | 196 | 30 | 134 | 13 | 19 |
| Lennik | 5 | 0 | 2 | 1 | 1 | 1 | 0 | 0 | 0 | 4 | 0 | 2 | 0 | 2 |
| Liedekerke | 10 | 2 | 1 | 2 | 0 | 3 | 0 | 0 | 2 | 8 | 1 | 0 | 4 | 3 |
| Linkebeek | 4 | 1 | 0 | 0 | 0 | 0 | 1 | 0 | 2 | 22 | 2 | 9 | 4 | 7 |
| Londerzeel | 10 | 0 | 0 | 2 | 2 | 5 | 0 | 0 | 1 | 8 | 0 | 6 | 0 | 2 |
| Machelen | 35 | 3 | 6 | 3 | 1 | 10 | 0 | 0 | 12 | 20 | 3 | 3 | 4 | 10 |
| Meise | 28 | 1 | 1 | 1 | 6 | 3 | 7 | 2 | 7 | 19 | 3 | 6 | 4 | 6 |
| Merchtem | 22 | 0 | 0 | 5 | 3 | 1 | 1 | 0 | 12 | 14 | 0 | 7 | 1 | 6 |
| Opwijk | 8 | 0 | 0 | 3 | 0 | 0 | 0 | 0 | 5 | 5 | 0 | 1 | 1 | 3 |
| Overijse | 93 | 3 | 22 | 5 | 4 | 5 | 15 | 4 | 35 | 425 | 41 | 330 | 14 | 40 |
| Pepingen | 5 | 0 | 0 | 0 | 0 | 4 | 0 | 0 | 1 | 1 | 0 | 0 | 0 | 1 |
| Roosdaal | 13 | 0 | 0 | 1 | 0 | 4 | 0 | 0 | 8 | 8 | 0 | 1 | 4 | 3 |
| Rhode-Saint-Genèse | 111 | 7 | 16 | 20 | 7 | 1 | 33 | 1 | 26 | 249 | 25 | 167 | 19 | 38 |
| Sint-Pieters-Leeuw | 58 | 2 | 0 | 4 | 6 | 5 | 0 | 5 | 36 | 62 | 1 | 33 | 6 | 22 |
| Steenokkerzeel | 9 | 0 | 0 | 4 | 0 | 3 | 0 | 0 | 2 | 21 | 2 | 18 | 0 | 1 |
| Ternat | 22 | 2 | 1 | 4 | 5 | 4 | 0 | 0 | 6 | 8 | 0 | 3 | 1 | 4 |
| Vilvorde | 119 | 10 | 5 | 15 | 43 | 5 | 1 | 1 | 39 | 58 | 5 | 20 | 5 | 28 |
| Wemmel | 39 | 3 | 2 | 4 | 4 | 2 | 0 | 0 | 24 | 34 | 7 | 10 | 3 | 14 |
| Wezembeek-Oppem | 85 | 6 | 36 | 1 | 5 | 3 | 0 | 1 | 33 | 137 | 28 | 76 | 13 | 20 |
| Zaventem | 259 | 25 | 33 | 5 | 32 | 32 | 0 | 17 | 115 | 274 | 19 | 219 | 11 | 25 |
| Zemst | 18 | 1 | 0 | 2 | 4 | 6 | 0 | 1 | 4 | 15 | 3 | 7 | 0 | 5 |
| Arr. de Louvain | 2.783 | 328 | 176 | 132 | 1.115 | 147 | 23 | 60 | 802 | 1.451 | 132 | 834 | 85 | 400 |
| Aarschot | 44 | 4 | 0 | 5 | 3 | 8 | 0 | 0 | 24 | 7 | 0 | 2 | 2 | 3 |
| Begijnendijk | 14 | 4 | 0 | 2 | 0 | 5 | 0 | 0 | 3 | 3 | 0 | 1 | 0 | 2 |
| Bekkevoort | 1 | 0 | 0 | 0 | 0 | 1 | 0 | 0 | 0 | 6 | 1 | 2 | 0 | 3 |
| Bertem | 33 | 7 | 3 | 1 | 5 | 0 | 0 | 0 | 17 | 33 | 12 | 12 | 1 | 8 |
| Bierbeek | 14 | 0 | 1 | 1 | 0 | 0 | 0 | 0 | 12 | 2 | 2 | 0 | 0 | 0 |
| Boortmeerbeek | 12 | 0 | 0 | 0 | 0 | 6 | 0 | 0 | 6 | 11 | 0 | 6 | 2 | 3 |
| Boutersem | 17 | 5 | 0 | 2 | 8 | 0 | 0 | 0 | 2 | 6 | 1 | 0 | 1 | 4 |
| Diest | 40 | 9 | 0 | 3 | 4 | 12 | 0 | 0 | 12 | 19 | 0 | 7 | 2 | 10 |
| Geetbets | 12 | 6 | 0 | 2 | 0 | 1 | 0 | 1 | 2 | 2 | 2 | 0 | 0 | 0 |
| Glabbeek | 6 | 5 | 0 | 0 | 0 | 0 | 0 | 0 | 1 | 0 | 0 | 0 | 0 | 0 |
| Haacht | 10 | 0 | 1 | 2 | 1 | 0 | 0 | 0 | 6 | 10 | 0 | 6 | 0 | 4 |
| Herent | 33 | 0 | 2 | 5 | 9 | 2 | 0 | 0 | 15 | 17 | 3 | 4 | 5 | 5 |
| Hoegaarden | 3 | 0 | 0 | 3 | 0 | 0 | 0 | 0 | 0 | 5 | 0 | 1 | 0 | 4 |
| Holsbeek | 13 | 1 | 0 | 2 | 0 | 3 | 0 | 1 | 6 | 0 | 0 | 0 | 0 | 0 |
| Huldenberg | 10 | 3 | 1 | 0 | 3 | 0 | 1 | 0 | 2 | 35 | 9 | 17 | 0 | 9 |
| Keerbergen | 33 | 0 | 1 | 4 | 18 | 6 | 2 | 0 | 2 | 26 | 1 | 19 | 1 | 5 |
| Kortenaken | 4 | 0 | 0 | 0 | 0 | 1 | 0 | 1 | 2 | 4 | 0 | 1 | 0 | 3 |
| Kortenberg | 40 | 6 | 4 | 9 | 5 | 5 | 0 | 0 | 11 | 181 | 4 | 163 | 6 | 8 |
| Landen | 10 | 0 | 1 | 1 | 1 | 1 | 0 | 0 | 6 | 4 | 1 | 3 | 0 | 0 |
| Louvain | 2.124 | 233 | 119 | 50 | 1.037 | 42 | 19 | 43 | 581 | 658 | 73 | 273 | 50 | 262 |
| Lintier | 12 | 2 | 1 | 0 | 0 | 7 | 0 | 0 | 2 | 1 | 0 | 0 | 0 | 1 |
| Lubbeek | 10 | 0 | 0 | 3 | 2 | 3 | 0 | 0 | 2 | 6 | 0 | 2 | 1 | 3 |
| Oud-Heverlee | 18 | 4 | 4 | 5 | 1 | 2 | 0 | 0 | 2 | 19 | 2 | 9 | 0 | 8 |
| Rotselaar | 23 | 1 | 3 | 2 | 3 | 4 | 0 | 0 | 10 | 7 | 0 | 4 | 0 | 3 |
| Montaigu-Zichem | 32 | 4 | 5 | 7 | 0 | 7 | 0 | 4 | 5 | 9 | 0 | 1 | 0 | 8 |
| Tervuren | 103 | 8 | 29 | 13 | 7 | 7 | 0 | 1 | 38 | 339 | 21 | 288 | 7 | 23 |
| Tielt-Winge | 14 | 2 | 0 | 2 | 4 | 4 | 0 | 0 | 2 | 3 | 0 | 1 | 0 | 2 |
| Tirlemont | 57 | 15 | 0 | 5 | 2 | 8 | 1 | 9 | 17 | 23 | 0 | 6 | 5 | 12 |
| Tremelo | 23 | 2 | 1 | 2 | 1 | 10 | 0 | 0 | 7 | 12 | 0 | 5 | 2 | 5 |
| Léau | 18 | 7 | 0 | 1 | 1 | 2 | 0 | 0 | 7 | 3 | 0 | 1 | 0 | 2 |

Afrique

| Total | CM | CD | DZ | MA | TN | Autres pays | Océanie | |
|-------|----|-----|----|-----|----|-------------|---------|------------------------|
| 334 | 1 | 66 | 2 | 227 | 6 | 32 | 0 | Hal |
| 9 | 0 | 6 | 0 | 2 | 0 | 1 | 1 | Herne |
| 68 | 3 | 12 | 1 | 32 | 1 | 19 | 8 | Hoeilaart |
| 23 | 0 | 1 | 0 | 6 | 1 | 15 | 1 | Kampenhout |
| 6 | 0 | 1 | 0 | 2 | 1 | 2 | 1 | Kapelle-op-den-Bos |
| 122 | 2 | 52 | 7 | 21 | 4 | 36 | 18 | Kraainem |
| 13 | 0 | 9 | 3 | 1 | 0 | 0 | 0 | Lennik |
| 20 | 0 | 12 | 2 | 3 | 0 | 3 | 0 | Liedekerke |
| 8 | 3 | 0 | 1 | 2 | 0 | 2 | 0 | Linkebeek |
| 29 | 0 | 3 | 0 | 17 | 0 | 9 | 1 | Londerzeel |
| 232 | 4 | 31 | 3 | 177 | 1 | 16 | 1 | Machelen |
| 65 | 1 | 19 | 6 | 26 | 1 | 12 | 0 | Meise |
| 30 | 2 | 9 | 0 | 14 | 0 | 5 | 0 | Merchtem |
| 12 | 0 | 3 | 3 | 4 | 0 | 2 | 0 | Opwijk |
| 151 | 5 | 25 | 1 | 19 | 2 | 99 | 33 | Overijse |
| 2 | 0 | 1 | 0 | 0 | 1 | 0 | 0 | Pepingen |
| 11 | 0 | 5 | 0 | 5 | 0 | 1 | 0 | Roosdaal |
| 149 | 2 | 70 | 9 | 30 | 3 | 35 | 1 | Rhode-Saint-Genèse |
| 294 | 11 | 57 | 6 | 180 | 6 | 34 | 1 | Sint-Pieters-Leeuw |
| 24 | 2 | 1 | 1 | 17 | 0 | 3 | 5 | Steenokkerzeel |
| 22 | 0 | 0 | 2 | 15 | 1 | 4 | 0 | Ternat |
| 1.046 | 0 | 113 | 14 | 834 | 10 | 75 | 3 | Vilvorde |
| 124 | 10 | 27 | 12 | 51 | 2 | 22 | 4 | Wemmel |
| 60 | 3 | 10 | 7 | 6 | 0 | 34 | 7 | Wezembeek-Oppem |
| 343 | 12 | 59 | 6 | 176 | 16 | 74 | 11 | Zaventem |
| 29 | 0 | 6 | 1 | 14 | 0 | 8 | 0 | Zemst |
| 1.826 | 33 | 151 | 33 | 695 | 66 | 848 | 78 | Arr. de Louvain |
| 19 | 0 | 0 | 1 | 9 | 1 | 8 | 1 | Aarschot |
| 6 | 0 | 0 | 0 | 0 | 0 | 6 | 0 | Begijnendijk |
| 4 | 0 | 0 | 0 | 2 | 1 | 1 | 0 | Bekkevoort |
| 25 | 0 | 14 | 0 | 4 | 1 | 6 | 3 | Bertem |
| 14 | 0 | 1 | 0 | 5 | 3 | 5 | 0 | Bierbeek |
| 16 | 2 | 0 | 0 | 10 | 1 | 3 | 0 | Boortmeerbeek |
| 13 | 0 | 0 | 0 | 10 | 1 | 2 | 0 | Boutersem |
| 73 | 4 | 0 | 0 | 43 | 4 | 22 | 0 | Diest |
| 5 | 0 | 0 | 0 | 3 | 0 | 2 | 0 | Geetbets |
| 2 | 0 | 1 | 0 | 1 | 0 | 0 | 0 | Glabbeek |
| 12 | 1 | 1 | 0 | 2 | 0 | 8 | 0 | Haacht |
| 34 | 0 | 1 | 0 | 19 | 3 | 11 | 0 | Herent |
| 4 | 1 | 0 | 1 | 0 | 1 | 1 | 1 | Hoegaarden |
| 9 | 0 | 0 | 0 | 6 | 1 | 2 | 0 | Holsbeek |
| 26 | 1 | 1 | 2 | 6 | 1 | 15 | 0 | Huldenberg |
| 22 | 0 | 1 | 0 | 3 | 0 | 18 | 4 | Keerbergen |
| 2 | 0 | 1 | 0 | 1 | 0 | 0 | 0 | Kortenaken |
| 35 | 1 | 15 | 3 | 2 | 4 | 10 | 4 | Kortenberg |
| 25 | 1 | 4 | 1 | 12 | 0 | 7 | 0 | Landen |
| 1.143 | 18 | 64 | 17 | 446 | 37 | 561 | 36 | Louvain |
| 3 | 0 | 1 | 0 | 1 | 0 | 1 | 0 | Linter |
| 7 | 0 | 0 | 0 | 0 | 0 | 7 | 1 | Lubbeek |
| 24 | 0 | 4 | 1 | 3 | 0 | 16 | 1 | Oud-Heverlee |
| 17 | 0 | 0 | 0 | 10 | 0 | 7 | 1 | Rotselaar |
| 16 | 0 | 0 | 1 | 9 | 0 | 6 | 0 | Montaigu-Zichem |
| 109 | 2 | 28 | 0 | 15 | 4 | 60 | 23 | Tervuren |
| 8 | 2 | 1 | 2 | 1 | 0 | 2 | 0 | Tielt-Winge |
| 117 | 0 | 13 | 4 | 68 | 2 | 30 | 2 | Tirlemont |
| 33 | 0 | 0 | 0 | 4 | 1 | 28 | 1 | Tremelo |
| 3 | 0 | 0 | 0 | 0 | 0 | 3 | 0 | Léau |

Population au 1.1.2004

Population totale selon les principales nationalités par commune (suite)

| | Europe | | | | | | | | | | | |
|-------------------------------------|--------------|---------------|-----------|-----|----|-----------|----|-----|----|-------|-----|----|
| | Tous pays | Europe des 15 | | | | | | | | | | |
| | | Total | Total | DE | AT | BE | DK | ES | FI | FR | GR | IE |
| Prov. de Flandre occidentale | 1.135.802 | 1.129.940 | 1.127.608 | 849 | 56 | 1.114.335 | 44 | 296 | 21 | 6.366 | 129 | 72 |
| Arr. de Bruges | 272.987 | 271.745 | 271.087 | 305 | 30 | 267.586 | 29 | 97 | 11 | 648 | 47 | 32 |
| Beernem | 14.545 | 14.522 | 14.512 | 5 | 0 | 14.455 | 0 | 2 | 2 | 5 | 1 | 0 |
| Blankenberge | 18.088 | 17.984 | 17.947 | 33 | 2 | 17.650 | 1 | 7 | 1 | 60 | 3 | 2 |
| Bruges | 117.025 | 116.343 | 115.926 | 169 | 18 | 114.198 | 19 | 69 | 5 | 332 | 31 | 22 |
| Damme | 10.922 | 10.906 | 10.899 | 5 | 1 | 10.798 | 1 | 1 | 1 | 14 | 1 | 0 |
| Jabbeke | 13.656 | 13.625 | 13.609 | 17 | 1 | 13.503 | 5 | 3 | 0 | 15 | 0 | 1 |
| Knokke-Heist | 33.777 | 33.533 | 33.451 | 55 | 4 | 32.527 | 2 | 12 | 2 | 157 | 9 | 1 |
| Oostkamp | 21.392 | 21.339 | 21.317 | 9 | 3 | 21.229 | 0 | 1 | 0 | 14 | 0 | 3 |
| Torhout | 18.981 | 18.936 | 18.905 | 4 | 0 | 18.823 | 0 | 0 | 0 | 22 | 2 | 0 |
| Zedelgem | 21.853 | 21.816 | 21.782 | 8 | 1 | 21.680 | 1 | 2 | 0 | 28 | 0 | 3 |
| Zuienkerke | 2.748 | 2.741 | 2.739 | 0 | 0 | 2.723 | 0 | 0 | 0 | 1 | 0 | 0 |
| Arr. de Dixmude | 48.109 | 48.068 | 48.029 | 11 | 0 | 47.849 | 0 | 4 | 1 | 83 | 0 | 2 |
| Dixmude | 15.558 | 15.544 | 15.522 | 5 | 0 | 15.455 | 0 | 4 | 0 | 21 | 0 | 2 |
| Houthulst | 8.932 | 8.922 | 8.916 | 1 | 0 | 8.884 | 0 | 0 | 0 | 21 | 0 | 0 |
| Koekelare | 8.217 | 8.208 | 8.202 | 2 | 0 | 8.173 | 0 | 0 | 0 | 9 | 0 | 0 |
| Kortemark | 12.073 | 12.068 | 12.064 | 2 | 0 | 12.037 | 0 | 0 | 0 | 16 | 0 | 0 |
| Lo-Reninge | 3.329 | 3.326 | 3.325 | 1 | 0 | 3.300 | 0 | 0 | 1 | 16 | 0 | 0 |
| Arr. d'Ypres | 104.030 | 103.775 | 103.643 | 27 | 2 | 101.839 | 2 | 18 | 0 | 1.463 | 6 | 3 |
| Heuvelland | 8.292 | 8.263 | 8.261 | 3 | 0 | 7.866 | 0 | 1 | 0 | 370 | 0 | 0 |
| Ypres | 35.021 | 34.908 | 34.843 | 17 | 2 | 34.450 | 1 | 11 | 0 | 229 | 4 | 1 |
| Langemark-Poelkapelle | 7.708 | 7.700 | 7.696 | 2 | 0 | 7.653 | 0 | 0 | 0 | 25 | 1 | 0 |
| Messines | 971 | 960 | 957 | 1 | 0 | 875 | 0 | 0 | 0 | 79 | 0 | 0 |
| Poperinge | 19.461 | 19.416 | 19.386 | 3 | 0 | 19.109 | 0 | 2 | 0 | 218 | 1 | 1 |
| Vleteren | 3.598 | 3.590 | 3.583 | 0 | 0 | 3.560 | 0 | 0 | 0 | 12 | 0 | 0 |
| Wervik | 17.466 | 17.446 | 17.430 | 1 | 0 | 16.906 | 0 | 4 | 0 | 484 | 0 | 0 |
| Zonnebeke | 11.513 | 11.492 | 11.487 | 0 | 0 | 11.420 | 1 | 0 | 0 | 46 | 0 | 1 |
| Arr. de Courtrai | 277.126 | 274.741 | 274.243 | 116 | 7 | 270.787 | 3 | 109 | 4 | 2.454 | 26 | 8 |
| Anzegem | 13.875 | 13.860 | 13.855 | 5 | 1 | 13.808 | 0 | 0 | 0 | 16 | 0 | 0 |
| Avelgem | 9.261 | 9.241 | 9.227 | 1 | 0 | 9.165 | 0 | 0 | 0 | 44 | 0 | 0 |
| Deerlijk | 11.269 | 11.240 | 11.212 | 2 | 0 | 11.165 | 0 | 1 | 0 | 19 | 0 | 0 |
| Harelbeke | 26.006 | 25.841 | 25.812 | 10 | 0 | 25.654 | 0 | 5 | 0 | 83 | 0 | 0 |
| Courtrai | 73.984 | 72.671 | 72.423 | 53 | 5 | 71.380 | 3 | 63 | 1 | 581 | 19 | 2 |
| Kuurne | 12.584 | 12.505 | 12.486 | 6 | 0 | 12.413 | 0 | 4 | 0 | 35 | 0 | 0 |
| Lendelede | 5.410 | 5.399 | 5.396 | 0 | 0 | 5.381 | 0 | 1 | 0 | 6 | 0 | 0 |
| Menin | 32.141 | 31.908 | 31.878 | 12 | 1 | 30.471 | 0 | 21 | 2 | 1.282 | 2 | 2 |
| Espierres-Helchin | 1.999 | 1.990 | 1.988 | 0 | 0 | 1.918 | 0 | 0 | 0 | 67 | 1 | 0 |
| Waregem | 35.977 | 35.624 | 35.561 | 12 | 0 | 35.379 | 0 | 11 | 1 | 61 | 4 | 1 |
| Wevelgem | 31.084 | 30.963 | 30.924 | 9 | 0 | 30.688 | 0 | 1 | 0 | 184 | 0 | 1 |
| Zwevegem | 23.536 | 23.499 | 23.481 | 6 | 0 | 23.365 | 0 | 2 | 0 | 76 | 0 | 2 |
| Arr. d'Ostende | 145.701 | 144.766 | 144.311 | 239 | 13 | 142.311 | 3 | 41 | 3 | 496 | 28 | 15 |
| Bredene | 14.803 | 14.741 | 14.704 | 41 | 1 | 14.526 | 1 | 3 | 0 | 30 | 2 | 1 |
| De Haan | 11.717 | 11.676 | 11.660 | 40 | 0 | 11.432 | 0 | 1 | 0 | 34 | 4 | 0 |
| Gistel | 11.184 | 11.171 | 11.150 | 8 | 0 | 11.088 | 0 | 1 | 0 | 12 | 0 | 0 |
| Ichtegem | 13.389 | 13.376 | 13.363 | 5 | 2 | 13.296 | 0 | 0 | 0 | 36 | 0 | 3 |
| Middelkerke | 17.501 | 17.427 | 17.388 | 27 | 0 | 17.171 | 1 | 2 | 0 | 73 | 2 | 1 |
| Ostende | 68.273 | 67.556 | 67.230 | 114 | 10 | 66.018 | 1 | 34 | 3 | 296 | 19 | 9 |
| Oudenburg | 8.834 | 8.819 | 8.816 | 4 | 0 | 8.780 | 0 | 0 | 0 | 15 | 1 | 1 |
| Arr. de Roulers | 141.306 | 140.752 | 140.544 | 47 | 1 | 139.931 | 6 | 10 | 1 | 243 | 18 | 4 |
| Hooglede | 9.820 | 9.807 | 9.801 | 10 | 0 | 9.760 | 0 | 0 | 0 | 8 | 0 | 0 |
| Ingelmunster | 10.609 | 10.552 | 10.545 | 7 | 0 | 10.514 | 0 | 0 | 0 | 18 | 0 | 0 |
| Izegem | 26.539 | 26.464 | 26.406 | 13 | 0 | 26.268 | 0 | 3 | 0 | 67 | 0 | 0 |
| Ledegem | 9.254 | 9.243 | 9.225 | 2 | 0 | 9.188 | 0 | 1 | 0 | 22 | 0 | 0 |
| Lichtervelde | 8.306 | 8.289 | 8.280 | 0 | 0 | 8.258 | 0 | 1 | 0 | 10 | 0 | 0 |
| Moorslede | 10.620 | 10.608 | 10.599 | 1 | 1 | 10.566 | 0 | 0 | 0 | 24 | 0 | 0 |
| Roulers | 55.273 | 54.911 | 54.814 | 12 | 0 | 54.532 | 6 | 5 | 1 | 82 | 18 | 4 |
| Staden | 10.885 | 10.878 | 10.874 | 2 | 0 | 10.845 | 0 | 0 | 0 | 12 | 0 | 0 |

Europe (suite)

Europe des 15 (suite)

| IT | LU | NL | PT | GB | SE | BA | PL | RO | RU | CH | TR | YU | Autres pays | |
|-----|----|-------|-----|-------|----|----|-----|-----|-----|----|-----|-----|-------------|-------------------------------------|
| 703 | 69 | 3.026 | 425 | 1.168 | 49 | 35 | 225 | 193 | 268 | 59 | 280 | 607 | 665 | Prov. de Flandre occidentale |
| 227 | 20 | 1.510 | 96 | 422 | 27 | 8 | 71 | 60 | 84 | 29 | 42 | 153 | 211 | Arr. de Bruges |
| 1 | 1 | 36 | 3 | 1 | 0 | 1 | 0 | 0 | 0 | 0 | 2 | 0 | 7 | Beernem |
| 40 | 2 | 107 | 3 | 36 | 0 | 0 | 2 | 5 | 9 | 3 | 3 | 4 | 11 | Blankenberge |
| 108 | 11 | 624 | 32 | 268 | 20 | 6 | 23 | 38 | 43 | 13 | 27 | 125 | 142 | Bruges |
| 2 | 0 | 68 | 0 | 7 | 0 | 0 | 2 | 0 | 0 | 0 | 0 | 1 | 4 | Damme |
| 3 | 0 | 51 | 0 | 10 | 0 | 1 | 0 | 1 | 7 | 0 | 0 | 4 | 3 | Jabbeke |
| 64 | 6 | 491 | 39 | 76 | 6 | 0 | 27 | 7 | 7 | 12 | 4 | 4 | 21 | Knokke-Heist |
| 4 | 0 | 46 | 1 | 6 | 1 | 0 | 8 | 2 | 8 | 0 | 2 | 0 | 2 | Oostkamp |
| 1 | 0 | 32 | 14 | 7 | 0 | 0 | 5 | 4 | 5 | 0 | 0 | 1 | 16 | Torhout |
| 2 | 0 | 44 | 4 | 9 | 0 | 0 | 4 | 3 | 3 | 1 | 4 | 14 | 5 | Zedelgem |
| 2 | 0 | 11 | 0 | 2 | 0 | 0 | 0 | 0 | 2 | 0 | 0 | 0 | 0 | Zuienkerke |
| 1 | 0 | 63 | 4 | 11 | 0 | 0 | 4 | 5 | 12 | 0 | 0 | 2 | 16 | Arr. de Dixmude |
| 0 | 0 | 28 | 2 | 5 | 0 | 0 | 1 | 1 | 8 | 0 | 0 | 1 | 11 | Dixmude |
| 1 | 0 | 8 | 1 | 0 | 0 | 0 | 1 | 0 | 2 | 0 | 0 | 1 | 2 | Houthulst |
| 0 | 0 | 13 | 1 | 4 | 0 | 0 | 1 | 4 | 1 | 0 | 0 | 0 | 0 | Koekelare |
| 0 | 0 | 8 | 0 | 1 | 0 | 0 | 1 | 0 | 1 | 0 | 0 | 0 | 2 | Kortemark |
| 0 | 0 | 6 | 0 | 1 | 0 | 0 | 0 | 0 | 0 | 0 | 0 | 0 | 1 | Lo-Reninge |
| 16 | 0 | 105 | 29 | 133 | 0 | 0 | 9 | 9 | 28 | 0 | 17 | 21 | 48 | Arr. d'Ypres |
| 1 | 0 | 16 | 1 | 3 | 0 | 0 | 0 | 0 | 0 | 0 | 0 | 1 | 1 | Heuvelland |
| 9 | 0 | 24 | 17 | 78 | 0 | 0 | 5 | 0 | 13 | 0 | 13 | 10 | 24 | Ypres |
| 0 | 0 | 9 | 0 | 6 | 0 | 0 | 0 | 0 | 0 | 0 | 0 | 0 | 4 | Langemark-Poelkapelle |
| 0 | 0 | 0 | 1 | 1 | 0 | 0 | 0 | 0 | 0 | 0 | 0 | 0 | 3 | Messines |
| 0 | 0 | 20 | 1 | 31 | 0 | 0 | 3 | 0 | 8 | 0 | 1 | 9 | 9 | Poperinge |
| 1 | 0 | 6 | 0 | 4 | 0 | 0 | 0 | 4 | 1 | 0 | 0 | 0 | 2 | Vleteren |
| 3 | 0 | 19 | 6 | 7 | 0 | 0 | 1 | 5 | 5 | 0 | 3 | 1 | 1 | Wervik |
| 2 | 0 | 11 | 3 | 3 | 0 | 0 | 0 | 0 | 1 | 0 | 0 | 0 | 4 | Zonnebeke |
| 164 | 2 | 361 | 90 | 104 | 8 | 10 | 57 | 46 | 52 | 10 | 120 | 71 | 132 | Arr. de Courtrai |
| 9 | 0 | 12 | 1 | 3 | 0 | 0 | 0 | 1 | 0 | 0 | 4 | 0 | 0 | Anzegem |
| 5 | 0 | 8 | 3 | 1 | 0 | 0 | 4 | 1 | 1 | 1 | 0 | 4 | 3 | Avelgem |
| 8 | 0 | 8 | 1 | 8 | 0 | 2 | 3 | 1 | 3 | 0 | 11 | 6 | 2 | Deerlijk |
| 10 | 0 | 35 | 4 | 11 | 0 | 0 | 0 | 6 | 3 | 1 | 5 | 8 | 6 | Harelbeke |
| 57 | 2 | 159 | 39 | 52 | 7 | 3 | 32 | 24 | 29 | 5 | 65 | 23 | 67 | Courtrai |
| 10 | 0 | 15 | 0 | 3 | 0 | 0 | 0 | 2 | 0 | 0 | 1 | 14 | 2 | Kuurne |
| 1 | 0 | 2 | 5 | 0 | 0 | 0 | 1 | 0 | 1 | 0 | 0 | 0 | 1 | Lendelede |
| 24 | 0 | 41 | 13 | 7 | 0 | 0 | 5 | 1 | 6 | 0 | 4 | 4 | 10 | Menin |
| 1 | 0 | 0 | 1 | 0 | 0 | 0 | 0 | 0 | 0 | 1 | 0 | 0 | 1 | Espierres-Helchin |
| 25 | 0 | 52 | 7 | 8 | 0 | 5 | 7 | 5 | 3 | 0 | 21 | 6 | 16 | Waregem |
| 10 | 0 | 19 | 5 | 7 | 0 | 0 | 4 | 5 | 6 | 1 | 7 | 0 | 16 | Wevelgem |
| 4 | 0 | 10 | 11 | 4 | 1 | 0 | 1 | 0 | 0 | 1 | 2 | 6 | 8 | Zwevegem |
| 152 | 32 | 515 | 108 | 348 | 7 | 13 | 29 | 22 | 57 | 8 | 27 | 142 | 157 | Arr. d'Ostende |
| 7 | 0 | 43 | 12 | 36 | 1 | 3 | 0 | 2 | 1 | 1 | 0 | 19 | 11 | Bredene |
| 13 | 5 | 103 | 1 | 26 | 1 | 0 | 0 | 0 | 0 | 2 | 3 | 1 | 10 | De Haan |
| 1 | 2 | 14 | 11 | 13 | 0 | 0 | 1 | 1 | 0 | 1 | 3 | 14 | 1 | Gistel |
| 1 | 1 | 13 | 2 | 4 | 0 | 0 | 2 | 1 | 5 | 0 | 1 | 1 | 3 | Ichtegem |
| 22 | 6 | 51 | 5 | 27 | 0 | 0 | 8 | 6 | 5 | 1 | 4 | 5 | 10 | Middelkerke |
| 107 | 18 | 281 | 77 | 238 | 5 | 10 | 18 | 11 | 46 | 3 | 16 | 100 | 122 | Ostende |
| 1 | 0 | 10 | 0 | 4 | 0 | 0 | 0 | 1 | 0 | 0 | 0 | 2 | 0 | Oudenburg |
| 44 | 2 | 151 | 39 | 45 | 2 | 0 | 20 | 24 | 11 | 3 | 13 | 79 | 58 | Arr. de Roulers |
| 2 | 0 | 14 | 3 | 4 | 0 | 0 | 0 | 3 | 0 | 0 | 1 | 0 | 2 | Hooglede |
| 0 | 0 | 3 | 3 | 0 | 0 | 0 | 1 | 0 | 0 | 3 | 0 | 0 | 3 | Ingelmunster |
| 12 | 2 | 33 | 5 | 3 | 0 | 0 | 3 | 1 | 2 | 0 | 9 | 26 | 17 | Izegem |
| 0 | 0 | 3 | 7 | 2 | 0 | 0 | 1 | 1 | 0 | 0 | 0 | 15 | 1 | Ledegem |
| 1 | 0 | 6 | 3 | 1 | 0 | 0 | 0 | 2 | 2 | 0 | 0 | 0 | 5 | Lichtervelde |
| 3 | 0 | 3 | 0 | 1 | 0 | 0 | 0 | 4 | 1 | 0 | 0 | 3 | 1 | Moorslede |
| 21 | 0 | 82 | 17 | 33 | 1 | 0 | 13 | 13 | 6 | 0 | 3 | 35 | 27 | Roulers |
| 5 | 0 | 7 | 1 | 1 | 1 | 0 | 2 | 0 | 0 | 0 | 0 | 0 | 2 | Staden |

Population au 1.1.2004

Population totale selon les principales nationalités par commune (suite)

| | Asie | | | | | | | | | Amérique | | | | |
|-------------------------------------|-------|-----|-----|-----|-----|-----|----|-----|-------------|----------|----|-----|----|-------------|
| | Total | IN | JP | PH | CN | TH | IL | PK | Autres pays | Total | CA | US | BR | Autres pays |
| Prov. de Flandre occidentale | 2.137 | 133 | 105 | 274 | 325 | 246 | 18 | 199 | 837 | 576 | 60 | 211 | 76 | 229 |
| Arr. de Bruges | 557 | 65 | 49 | 62 | 106 | 76 | 6 | 45 | 148 | 222 | 22 | 107 | 21 | 72 |
| Beernem | 9 | 0 | 0 | 3 | 0 | 1 | 0 | 0 | 5 | 6 | 0 | 3 | 0 | 3 |
| Blankenberge | 49 | 2 | 1 | 5 | 12 | 10 | 0 | 3 | 16 | 19 | 0 | 3 | 4 | 12 |
| Bruges | 298 | 30 | 46 | 29 | 53 | 30 | 3 | 21 | 86 | 122 | 11 | 63 | 11 | 37 |
| Damme | 5 | 0 | 0 | 2 | 1 | 0 | 0 | 0 | 2 | 7 | 2 | 5 | 0 | 0 |
| Jabbeke | 16 | 0 | 0 | 2 | 5 | 5 | 0 | 1 | 3 | 10 | 0 | 4 | 1 | 5 |
| Knokke-Heist | 110 | 31 | 1 | 3 | 9 | 26 | 3 | 16 | 21 | 28 | 4 | 19 | 2 | 3 |
| Oostkamp | 29 | 1 | 1 | 5 | 11 | 2 | 0 | 1 | 8 | 11 | 4 | 0 | 3 | 4 |
| Torhout | 18 | 0 | 0 | 5 | 9 | 0 | 0 | 1 | 3 | 5 | 1 | 1 | 0 | 3 |
| Zedelgem | 21 | 1 | 0 | 7 | 6 | 2 | 0 | 2 | 3 | 12 | 0 | 7 | 0 | 5 |
| Zuienkerke | 2 | 0 | 0 | 1 | 0 | 0 | 0 | 0 | 1 | 2 | 0 | 2 | 0 | 0 |
| Arr. de Dixmude | 24 | 0 | 0 | 9 | 0 | 6 | 0 | 3 | 6 | 4 | 2 | 2 | 0 | 0 |
| Dixmude | 12 | 0 | 0 | 4 | 0 | 3 | 0 | 1 | 4 | 0 | 0 | 0 | 0 | 0 |
| Houthulst | 4 | 0 | 0 | 3 | 0 | 0 | 0 | 0 | 1 | 0 | 0 | 0 | 0 | 0 |
| Koekelare | 4 | 0 | 0 | 1 | 0 | 3 | 0 | 0 | 0 | 2 | 2 | 0 | 0 | 0 |
| Kortemark | 3 | 0 | 0 | 0 | 0 | 0 | 0 | 2 | 1 | 0 | 0 | 0 | 0 | 0 |
| Lo-Reninge | 1 | 0 | 0 | 1 | 0 | 0 | 0 | 0 | 0 | 2 | 0 | 2 | 0 | 0 |
| Arr. d'Ypres | 107 | 5 | 3 | 25 | 14 | 7 | 0 | 4 | 49 | 25 | 0 | 11 | 5 | 9 |
| Heuvelland | 10 | 0 | 2 | 2 | 0 | 0 | 0 | 0 | 6 | 5 | 0 | 1 | 0 | 4 |
| Ypres | 54 | 5 | 1 | 7 | 9 | 5 | 0 | 4 | 23 | 4 | 0 | 1 | 2 | 1 |
| Langemark-Poelkapelle | 5 | 0 | 0 | 2 | 0 | 1 | 0 | 0 | 2 | 2 | 0 | 0 | 1 | 1 |
| Messines | 1 | 0 | 0 | 0 | 0 | 0 | 0 | 0 | 1 | 0 | 0 | 0 | 0 | 0 |
| Poperinge | 12 | 0 | 0 | 3 | 5 | 0 | 0 | 0 | 4 | 11 | 0 | 8 | 1 | 2 |
| Vleteren | 7 | 0 | 0 | 4 | 0 | 0 | 0 | 0 | 3 | 0 | 0 | 0 | 0 | 0 |
| Wervik | 7 | 0 | 0 | 1 | 0 | 1 | 0 | 0 | 5 | 2 | 0 | 1 | 1 | 0 |
| Zonnebeke | 11 | 0 | 0 | 6 | 0 | 0 | 0 | 0 | 5 | 1 | 0 | 0 | 0 | 1 |
| Arr. de Courtrai | 584 | 16 | 18 | 61 | 81 | 62 | 4 | 60 | 282 | 136 | 16 | 37 | 20 | 63 |
| Anzegem | 6 | 0 | 0 | 1 | 1 | 3 | 0 | 0 | 1 | 2 | 0 | 0 | 0 | 2 |
| Avelgem | 11 | 0 | 0 | 4 | 2 | 0 | 0 | 0 | 5 | 3 | 3 | 0 | 0 | 0 |
| Deerlijk | 20 | 0 | 0 | 2 | 3 | 5 | 0 | 0 | 10 | 1 | 0 | 0 | 0 | 1 |
| Harelbeke | 40 | 1 | 1 | 5 | 0 | 3 | 1 | 3 | 26 | 9 | 1 | 7 | 1 | 0 |
| Courtrai | 242 | 8 | 6 | 20 | 32 | 11 | 0 | 51 | 114 | 62 | 8 | 13 | 13 | 28 |
| Kuurne | 17 | 1 | 0 | 1 | 3 | 5 | 0 | 0 | 7 | 1 | 0 | 0 | 1 | 0 |
| Lendelede | 4 | 0 | 0 | 0 | 1 | 3 | 0 | 0 | 0 | 1 | 0 | 1 | 0 | 0 |
| Menin | 91 | 4 | 1 | 5 | 6 | 7 | 3 | 2 | 63 | 15 | 1 | 2 | 1 | 11 |
| Espierres-Helchin | 2 | 0 | 0 | 0 | 1 | 0 | 0 | 0 | 1 | 0 | 0 | 0 | 0 | 0 |
| Waregem | 80 | 0 | 9 | 13 | 19 | 12 | 0 | 2 | 25 | 26 | 2 | 9 | 3 | 12 |
| Wevelgem | 51 | 2 | 1 | 5 | 11 | 9 | 0 | 1 | 22 | 11 | 1 | 2 | 1 | 7 |
| Zwevegem | 20 | 0 | 0 | 5 | 2 | 4 | 0 | 1 | 8 | 5 | 0 | 3 | 0 | 2 |
| Arr. d'Ostende | 465 | 29 | 33 | 63 | 57 | 50 | 8 | 62 | 163 | 109 | 14 | 30 | 16 | 49 |
| Bredene | 31 | 0 | 1 | 6 | 3 | 4 | 0 | 3 | 14 | 12 | 0 | 0 | 3 | 9 |
| De Haan | 11 | 1 | 0 | 1 | 0 | 0 | 0 | 0 | 9 | 13 | 0 | 4 | 3 | 6 |
| Gistel | 4 | 0 | 0 | 2 | 0 | 1 | 0 | 0 | 1 | 4 | 0 | 1 | 3 | 0 |
| Ichtegem | 4 | 0 | 0 | 1 | 0 | 1 | 0 | 0 | 2 | 3 | 1 | 0 | 0 | 2 |
| Middelkerke | 39 | 3 | 0 | 3 | 10 | 6 | 0 | 8 | 9 | 13 | 6 | 4 | 0 | 3 |
| Ostende | 363 | 25 | 32 | 44 | 43 | 34 | 8 | 51 | 126 | 62 | 7 | 20 | 7 | 28 |
| Oudenburg | 13 | 0 | 0 | 6 | 1 | 4 | 0 | 0 | 2 | 2 | 0 | 1 | 0 | 1 |
| Arr. de Roulers | 182 | 10 | 1 | 16 | 34 | 22 | 0 | 13 | 86 | 43 | 4 | 8 | 8 | 23 |
| Hooglede | 3 | 0 | 1 | 0 | 2 | 0 | 0 | 0 | 0 | 1 | 0 | 0 | 0 | 1 |
| Ingelmunster | 15 | 1 | 0 | 0 | 7 | 2 | 0 | 1 | 4 | 2 | 1 | 0 | 0 | 1 |
| Izegem | 32 | 4 | 0 | 2 | 0 | 2 | 0 | 4 | 20 | 9 | 0 | 1 | 5 | 3 |
| Ledegem | 4 | 0 | 0 | 0 | 0 | 3 | 0 | 0 | 1 | 2 | 0 | 1 | 1 | 0 |
| Lichtervelde | 12 | 0 | 0 | 2 | 1 | 3 | 0 | 0 | 6 | 3 | 1 | 1 | 0 | 1 |
| Moorslede | 6 | 1 | 0 | 1 | 1 | 0 | 0 | 0 | 3 | 5 | 0 | 1 | 0 | 4 |
| Roulers | 106 | 4 | 0 | 10 | 22 | 11 | 0 | 8 | 51 | 21 | 2 | 4 | 2 | 13 |
| Staden | 4 | 0 | 0 | 1 | 1 | 1 | 0 | 0 | 1 | 0 | 0 | 0 | 0 | 0 |

Afrique

| Total | CM | CD | DZ | MA | TN | Autres pays | Océanie |
|-------|----|-----|-----|-------|-----|-------------|---------|
| 2.716 | 34 | 167 | 284 | 1.458 | 162 | 611 | 27 |
| 375 | 9 | 31 | 31 | 118 | 39 | 147 | 15 |
| 4 | 0 | 0 | 0 | 1 | 0 | 3 | 0 |
| 27 | 0 | 2 | 3 | 12 | 2 | 8 | 0 |
| 214 | 7 | 22 | 15 | 45 | 16 | 109 | 10 |
| 4 | 1 | 0 | 1 | 1 | 0 | 1 | 0 |
| 5 | 0 | 1 | 0 | 1 | 0 | 3 | 0 |
| 92 | 1 | 3 | 4 | 53 | 20 | 11 | 3 |
| 13 | 0 | 0 | 7 | 2 | 1 | 3 | 0 |
| 10 | 0 | 2 | 0 | 2 | 0 | 6 | 1 |
| 4 | 0 | 1 | 1 | 1 | 0 | 1 | 0 |
| 2 | 0 | 0 | 0 | 0 | 0 | 2 | 1 |
| 12 | 0 | 0 | 3 | 2 | 1 | 6 | 0 |
| 2 | 0 | 0 | 1 | 0 | 0 | 1 | 0 |
| 6 | 0 | 0 | 1 | 1 | 0 | 4 | 0 |
| 3 | 0 | 0 | 1 | 0 | 1 | 1 | 0 |
| 1 | 0 | 0 | 0 | 1 | 0 | 0 | 0 |
| 0 | 0 | 0 | 0 | 0 | 0 | 0 | 0 |
| 104 | 9 | 7 | 6 | 22 | 15 | 45 | 1 |
| 7 | 0 | 0 | 0 | 1 | 0 | 6 | 0 |
| 52 | 5 | 3 | 3 | 10 | 8 | 23 | 0 |
| 1 | 0 | 0 | 0 | 1 | 0 | 0 | 0 |
| 10 | 3 | 1 | 0 | 5 | 0 | 1 | 0 |
| 15 | 1 | 0 | 0 | 0 | 0 | 14 | 0 |
| 1 | 0 | 0 | 0 | 0 | 1 | 0 | 0 |
| 10 | 0 | 3 | 1 | 5 | 1 | 0 | 0 |
| 8 | 0 | 0 | 2 | 0 | 5 | 1 | 1 |
| 1.502 | 5 | 81 | 157 | 999 | 53 | 207 | 3 |
| 7 | 0 | 0 | 0 | 3 | 0 | 4 | 0 |
| 6 | 0 | 0 | 0 | 5 | 1 | 0 | 0 |
| 8 | 0 | 0 | 4 | 2 | 0 | 2 | 0 |
| 107 | 0 | 1 | 5 | 92 | 3 | 6 | 0 |
| 901 | 2 | 46 | 98 | 582 | 20 | 153 | 1 |
| 43 | 0 | 0 | 1 | 31 | 0 | 11 | 1 |
| 6 | 0 | 0 | 0 | 2 | 1 | 3 | 0 |
| 113 | 1 | 10 | 29 | 46 | 18 | 9 | 0 |
| 7 | 0 | 1 | 5 | 0 | 1 | 0 | 0 |
| 239 | 1 | 5 | 2 | 221 | 5 | 5 | 1 |
| 53 | 1 | 18 | 9 | 9 | 2 | 14 | 0 |
| 12 | 0 | 0 | 4 | 6 | 2 | 0 | 0 |
| 268 | 5 | 30 | 40 | 52 | 16 | 125 | 3 |
| 16 | 3 | 0 | 0 | 2 | 1 | 10 | 1 |
| 15 | 0 | 2 | 2 | 5 | 1 | 5 | 0 |
| 5 | 0 | 1 | 1 | 0 | 0 | 3 | 0 |
| 5 | 0 | 1 | 0 | 1 | 0 | 3 | 0 |
| 20 | 0 | 0 | 1 | 3 | 0 | 16 | 1 |
| 207 | 2 | 26 | 36 | 41 | 14 | 88 | 1 |
| 0 | 0 | 0 | 0 | 0 | 0 | 0 | 0 |
| 272 | 4 | 13 | 30 | 139 | 24 | 62 | 4 |
| 8 | 0 | 0 | 3 | 2 | 2 | 1 | 0 |
| 31 | 1 | 0 | 2 | 26 | 0 | 2 | 0 |
| 28 | 0 | 1 | 10 | 11 | 4 | 2 | 0 |
| 3 | 0 | 0 | 0 | 2 | 0 | 1 | 2 |
| 2 | 0 | 0 | 0 | 1 | 0 | 1 | 0 |
| 1 | 0 | 0 | 0 | 0 | 1 | 0 | 0 |
| 196 | 3 | 12 | 15 | 96 | 15 | 55 | 2 |
| 3 | 0 | 0 | 0 | 1 | 2 | 0 | 0 |

Prov. de Flandre occidentale

Arr. de Bruges

Beernem

Blankenberge

Bruges

Damme

Jabbekke

Knokke-Heist

Oostkamp

Torhout

Zedelgem

Zuienkerke

Arr. de Dixmude

Dixmude

Houthulst

Koekelare

Kortemark

Lo-Reninge

Arr. d'Ypres

Heuvelland

Ypres

Langemark-Poelkapelle

Messines

Poperinge

Vleteren

Wervik

Zonnebeke

Arr. de Courtrai

Anzegem

Avelgem

Deerlijk

Harelbeke

Courtrai

Kuurne

Lendeledede

Menin

Espierres-Helchin

Waregem

Wevelgem

Zwevegem

Arr. d'Ostende

Bredene

De Haan

Gistel

Ichtegem

Middelkerke

Ostende

Oudenburg

Arr. de Roulers

Hooglede

Ingelmunster

Izegem

Ledegem

Lichtervelde

Moorslede

Roulers

Staden

Population au 1.1.2004

Population totale selon les principales nationalités par commune (suite)

| | Europe | | | | | | | | | | | |
|--------------------------------|--------------|---------------|-----------|--------|-----|-----------|-----|--------|-----|--------|-------|-----|
| | Tous pays | Europe des 15 | | | | | | | | | | |
| | | Total | Total | DE | AT | BE | DK | ES | FI | FR | GR | IE |
| Arr. de Tielt | 88.330 | 88.094 | 87.852 | 33 | 2 | 87.552 | 1 | 7 | 0 | 91 | 0 | 5 |
| Ardooie | 9.254 | 9.232 | 9.217 | 6 | 0 | 9.192 | 0 | 2 | 0 | 7 | 0 | 0 |
| Dentergem | 8.029 | 8.001 | 7.989 | 0 | 0 | 7.963 | 0 | 0 | 0 | 14 | 0 | 0 |
| Meulebeke | 10.965 | 10.948 | 10.910 | 4 | 0 | 10.881 | 0 | 1 | 0 | 12 | 0 | 1 |
| Oostrozebeke | 7.423 | 7.390 | 7.372 | 5 | 0 | 7.347 | 1 | 0 | 0 | 6 | 0 | 0 |
| Pittem | 6.541 | 6.530 | 6.520 | 1 | 0 | 6.506 | 0 | 0 | 0 | 10 | 0 | 0 |
| Ruiselede | 5.095 | 5.087 | 5.073 | 2 | 1 | 5.054 | 0 | 0 | 0 | 6 | 0 | 1 |
| Tielt | 19.229 | 19.191 | 19.082 | 12 | 0 | 19.001 | 0 | 4 | 0 | 13 | 0 | 3 |
| Wielsbeke | 8.898 | 8.840 | 8.826 | 0 | 0 | 8.798 | 0 | 0 | 0 | 15 | 0 | 0 |
| Wingene | 12.896 | 12.875 | 12.863 | 3 | 1 | 12.810 | 0 | 0 | 0 | 8 | 0 | 0 |
| Arr. de Furnes | 58.213 | 57.999 | 57.899 | 71 | 1 | 56.480 | 0 | 10 | 1 | 888 | 4 | 3 |
| Alveringem | 4.872 | 4.870 | 4.866 | 1 | 0 | 4.786 | 0 | 0 | 0 | 58 | 0 | 0 |
| La Panne | 9.923 | 9.862 | 9.842 | 19 | 0 | 9.266 | 0 | 4 | 0 | 392 | 2 | 2 |
| Koksijde | 20.896 | 20.820 | 20.777 | 44 | 0 | 20.272 | 0 | 3 | 1 | 311 | 1 | 0 |
| Nieuport | 10.649 | 10.595 | 10.567 | 5 | 0 | 10.441 | 0 | 2 | 0 | 44 | 1 | 1 |
| Furnes | 11.873 | 11.852 | 11.847 | 2 | 1 | 11.715 | 0 | 1 | 0 | 83 | 0 | 0 |
| Rég. wallonne | 3.380.498 | 3.337.739 | 3.317.913 | 16.331 | 267 | 3.072.037 | 588 | 13.310 | 259 | 58.206 | 4.494 | 340 |
| Prov. de Brabant wallon | 360.717 | 354.029 | 352.434 | 828 | 89 | 330.629 | 354 | 1.752 | 176 | 6.171 | 370 | 220 |
| Arr. de Nivelles | 360.717 | 354.029 | 352.434 | 828 | 89 | 330.629 | 354 | 1.752 | 176 | 6.171 | 370 | 220 |
| Beauvechain | 6.351 | 6.321 | 6.298 | 6 | 1 | 6.104 | 0 | 27 | 0 | 63 | 1 | 1 |
| Braine-l'Alleud | 36.463 | 36.021 | 35.890 | 67 | 12 | 33.757 | 10 | 287 | 10 | 673 | 76 | 19 |
| Braine-le-Château | 9.381 | 9.333 | 9.302 | 5 | 0 | 8.815 | 3 | 48 | 0 | 143 | 21 | 0 |
| Chastre | 6.458 | 6.377 | 6.362 | 6 | 0 | 6.217 | 0 | 18 | 0 | 74 | 1 | 1 |
| Chaumont-Gistoux | 10.692 | 10.601 | 10.568 | 20 | 3 | 10.137 | 3 | 31 | 1 | 146 | 7 | 0 |
| Court-Saint-Etienne | 9.212 | 9.067 | 9.039 | 8 | 0 | 8.674 | 2 | 33 | 3 | 100 | 1 | 1 |
| Genappe | 14.090 | 13.982 | 13.946 | 15 | 1 | 13.418 | 4 | 39 | 1 | 195 | 7 | 2 |
| Grez-Doiceau | 12.277 | 12.154 | 12.118 | 36 | 9 | 11.576 | 8 | 35 | 0 | 165 | 5 | 12 |
| Hélicine | 2.963 | 2.952 | 2.948 | 1 | 1 | 2.866 | 0 | 3 | 0 | 32 | 2 | 0 |
| Incourt | 4.436 | 4.416 | 4.414 | 6 | 0 | 4.310 | 0 | 4 | 0 | 33 | 2 | 1 |
| Ittre | 5.882 | 5.847 | 5.842 | 4 | 0 | 5.583 | 2 | 33 | 0 | 66 | 3 | 0 |
| Jodoigne | 11.896 | 11.836 | 11.811 | 15 | 1 | 11.488 | 0 | 28 | 2 | 118 | 3 | 0 |
| La Hulpe | 7.248 | 7.113 | 7.073 | 62 | 2 | 6.162 | 43 | 30 | 3 | 246 | 18 | 22 |
| Lasne | 13.848 | 13.552 | 13.475 | 73 | 12 | 12.040 | 42 | 42 | 13 | 338 | 7 | 18 |
| Mont-Saint-Guibert | 6.326 | 6.268 | 6.248 | 9 | 1 | 6.104 | 1 | 11 | 1 | 63 | 0 | 3 |
| Nivelles | 24.094 | 23.788 | 23.719 | 20 | 1 | 22.763 | 4 | 79 | 3 | 360 | 8 | 1 |
| Orp-Jauche | 7.667 | 7.646 | 7.636 | 8 | 0 | 7.462 | 0 | 8 | 0 | 82 | 1 | 1 |
| Ottignies-Louvain-la-Neuve | 29.208 | 27.097 | 26.832 | 78 | 5 | 25.332 | 4 | 190 | 16 | 598 | 28 | 12 |
| Perwez | 7.248 | 7.208 | 7.198 | 4 | 0 | 7.064 | 0 | 9 | 0 | 58 | 1 | 0 |
| Ramillies | 5.715 | 5.694 | 5.688 | 5 | 0 | 5.584 | 1 | 4 | 1 | 37 | 1 | 1 |
| Rebecq | 9.969 | 9.931 | 9.914 | 4 | 0 | 9.140 | 0 | 63 | 0 | 132 | 8 | 0 |
| Rixensart | 21.358 | 21.072 | 20.992 | 115 | 14 | 19.397 | 57 | 83 | 20 | 474 | 14 | 39 |
| Tubize | 21.893 | 21.549 | 21.496 | 14 | 0 | 18.649 | 3 | 196 | 1 | 226 | 30 | 0 |
| Villers-la-Ville | 9.455 | 9.389 | 9.376 | 5 | 0 | 9.117 | 2 | 35 | 0 | 99 | 3 | 0 |
| Walhain | 5.891 | 5.867 | 5.854 | 4 | 0 | 5.715 | 0 | 16 | 0 | 57 | 3 | 1 |
| Waterloo | 29.003 | 27.747 | 27.288 | 172 | 24 | 23.549 | 148 | 218 | 97 | 1.059 | 85 | 77 |
| Wavre | 31.693 | 31.201 | 31.107 | 66 | 2 | 29.606 | 17 | 182 | 4 | 534 | 34 | 8 |
| Prov. de Hainaut | 1.283.200 | 1.267.229 | 1.259.023 | 1.477 | 61 | 1.139.358 | 168 | 3.557 | 21 | 34.194 | 2.382 | 41 |
| Arr. d'Ath | 80.302 | 79.764 | 79.658 | 57 | 5 | 76.644 | 9 | 104 | 2 | 1.555 | 62 | 4 |
| Ath | 26.414 | 26.246 | 26.221 | 11 | 3 | 25.736 | 2 | 37 | 1 | 263 | 24 | 4 |
| Beloil | 13.395 | 13.335 | 13.323 | 10 | 2 | 12.713 | 0 | 17 | 0 | 459 | 2 | 0 |
| Bernissart | 11.453 | 11.343 | 11.301 | 14 | 0 | 9.976 | 0 | 26 | 0 | 448 | 34 | 0 |
| Brugelle | 3.261 | 3.171 | 3.170 | 5 | 0 | 3.085 | 7 | 8 | 1 | 38 | 0 | 0 |
| Chièvres | 6.048 | 5.971 | 5.966 | 3 | 0 | 5.867 | 0 | 5 | 0 | 57 | 0 | 0 |
| Ellezelles | 5.615 | 5.605 | 5.596 | 4 | 0 | 5.497 | 0 | 0 | 0 | 69 | 2 | 0 |
| Flobecq | 3.214 | 3.209 | 3.203 | 2 | 0 | 3.134 | 0 | 6 | 0 | 33 | 0 | 0 |
| Frasnes-lez-Anvaing | 10.902 | 10.884 | 10.878 | 8 | 0 | 10.636 | 0 | 5 | 0 | 188 | 0 | 0 |

Europe (suite)

Europe des 15 (suite)

| IT | LU | NL | PT | GB | SE | BA | PL | RO | RU | CH | TR | YU | Autres pays | |
|---------|-------|-------|-------|-------|-----|-----|-------|-------|-----|-----|--------|-------|-------------|--------------------------------|
| 7 | 0 | 129 | 6 | 17 | 2 | 0 | 23 | 17 | 12 | 3 | 55 | 113 | 19 | Arr. de Tielt |
| 1 | 0 | 6 | 1 | 2 | 0 | 0 | 6 | 2 | 1 | 0 | 0 | 5 | 1 | Ardoorie |
| 1 | 0 | 10 | 0 | 1 | 0 | 0 | 3 | 1 | 1 | 0 | 1 | 4 | 2 | Dentergem |
| 1 | 0 | 10 | 0 | 0 | 0 | 0 | 1 | 0 | 1 | 0 | 33 | 2 | 1 | Meulebeke |
| 0 | 0 | 13 | 0 | 0 | 0 | 0 | 2 | 0 | 2 | 0 | 1 | 10 | 3 | Oostrozebeke |
| 0 | 0 | 3 | 0 | 0 | 0 | 0 | 2 | 5 | 1 | 0 | 0 | 0 | 2 | Pittem |
| 1 | 0 | 7 | 1 | 0 | 0 | 0 | 0 | 8 | 1 | 0 | 0 | 1 | 4 | Ruiselede |
| 3 | 0 | 34 | 2 | 8 | 2 | 0 | 0 | 0 | 3 | 3 | 12 | 90 | 1 | Tielt |
| 0 | 0 | 10 | 0 | 3 | 0 | 0 | 5 | 1 | 0 | 0 | 7 | 0 | 1 | Wielsbeke |
| 0 | 0 | 36 | 2 | 3 | 0 | 0 | 4 | 0 | 2 | 0 | 1 | 1 | 4 | Wingene |
| 92 | 13 | 192 | 53 | 88 | 3 | 4 | 12 | 10 | 12 | 6 | 6 | 26 | 24 | Arr. de Furnes |
| 2 | 0 | 8 | 1 | 10 | 0 | 0 | 2 | 0 | 1 | 0 | 1 | 0 | 0 | Alveringem |
| 49 | 2 | 47 | 37 | 21 | 1 | 4 | 2 | 4 | 3 | 2 | 1 | 4 | 0 | La Panne |
| 25 | 8 | 70 | 13 | 29 | 0 | 0 | 4 | 2 | 3 | 3 | 1 | 16 | 14 | Koksijde |
| 14 | 0 | 45 | 2 | 11 | 1 | 0 | 4 | 4 | 4 | 1 | 2 | 6 | 7 | Nieuport |
| 2 | 3 | 22 | 0 | 17 | 1 | 0 | 0 | 0 | 1 | 0 | 1 | 0 | 3 | Furnes |
| 131.909 | 2.494 | 7.078 | 4.989 | 4.755 | 856 | 314 | 2.217 | 1.356 | 722 | 548 | 10.030 | 1.503 | 3.136 | <i>Rég. wallonne</i> |
| 6.069 | 300 | 1.059 | 1.101 | 2.595 | 721 | 24 | 282 | 201 | 148 | 178 | 89 | 83 | 590 | Prov. de Brabant wallon |
| 6.069 | 300 | 1.059 | 1.101 | 2.595 | 721 | 24 | 282 | 201 | 148 | 178 | 89 | 83 | 590 | Arr. de Nivelles |
| 43 | 4 | 15 | 4 | 28 | 1 | 5 | 4 | 6 | 0 | 2 | 0 | 2 | 4 | Beauvechain |
| 465 | 43 | 89 | 173 | 184 | 25 | 0 | 16 | 18 | 16 | 23 | 9 | 32 | 17 | Braine-l'Alleud |
| 137 | 6 | 21 | 68 | 24 | 11 | 4 | 4 | 13 | 2 | 2 | 0 | 0 | 6 | Braine-le-Château |
| 15 | 6 | 4 | 2 | 17 | 1 | 0 | 6 | 2 | 0 | 2 | 1 | 0 | 4 | Chastre |
| 79 | 15 | 39 | 29 | 57 | 1 | 0 | 5 | 6 | 2 | 9 | 1 | 1 | 9 | Chaumont-Gistoux |
| 146 | 2 | 8 | 31 | 30 | 0 | 0 | 3 | 2 | 0 | 1 | 8 | 5 | 9 | Court-Saint-Etienne |
| 123 | 3 | 38 | 27 | 63 | 10 | 0 | 10 | 5 | 4 | 3 | 0 | 3 | 11 | Genappe |
| 67 | 10 | 45 | 37 | 109 | 4 | 0 | 12 | 4 | 5 | 4 | 2 | 0 | 9 | Grez-Doiceau |
| 21 | 0 | 6 | 4 | 12 | 0 | 0 | 3 | 0 | 0 | 0 | 1 | 0 | 0 | Hélicine |
| 21 | 2 | 15 | 3 | 17 | 0 | 0 | 2 | 0 | 0 | 0 | 0 | 0 | 0 | Incourt |
| 86 | 1 | 14 | 35 | 14 | 1 | 0 | 2 | 0 | 1 | 2 | 0 | 0 | 0 | Ittre |
| 63 | 3 | 25 | 21 | 44 | 0 | 1 | 5 | 5 | 0 | 13 | 0 | 1 | 0 | Jodoigne |
| 72 | 14 | 73 | 75 | 223 | 28 | 0 | 17 | 2 | 3 | 5 | 0 | 1 | 12 | La Hulpe |
| 81 | 21 | 126 | 121 | 450 | 91 | 1 | 8 | 2 | 8 | 21 | 1 | 6 | 30 | Lasne |
| 21 | 0 | 7 | 11 | 16 | 0 | 0 | 9 | 2 | 0 | 1 | 1 | 0 | 7 | Mont-Saint-Guibert |
| 341 | 11 | 37 | 27 | 52 | 12 | 0 | 17 | 16 | 15 | 0 | 3 | 4 | 14 | Nivelles |
| 23 | 5 | 15 | 5 | 26 | 0 | 0 | 6 | 0 | 0 | 2 | 0 | 0 | 2 | Orp-Jauche |
| 313 | 36 | 50 | 55 | 105 | 10 | 0 | 56 | 59 | 12 | 17 | 26 | 7 | 88 | Ottignies-Louvain-la-Neuve |
| 31 | 1 | 5 | 10 | 15 | 0 | 0 | 0 | 5 | 2 | 1 | 0 | 0 | 2 | Perwez |
| 15 | 7 | 5 | 19 | 8 | 0 | 0 | 3 | 0 | 2 | 0 | 1 | 0 | 0 | Ramillies |
| 515 | 5 | 13 | 29 | 5 | 0 | 0 | 6 | 2 | 2 | 2 | 0 | 1 | 4 | Rebecq |
| 193 | 27 | 103 | 78 | 365 | 13 | 0 | 16 | 5 | 13 | 15 | 3 | 4 | 24 | Rixensart |
| 2.286 | 13 | 24 | 39 | 15 | 0 | 0 | 21 | 4 | 5 | 0 | 1 | 5 | 17 | Tubize |
| 54 | 5 | 13 | 14 | 27 | 2 | 0 | 4 | 4 | 1 | 0 | 0 | 0 | 4 | Villers-la-Ville |
| 25 | 7 | 11 | 4 | 11 | 0 | 0 | 5 | 0 | 0 | 3 | 2 | 0 | 3 | Walhain |
| 535 | 34 | 177 | 111 | 492 | 510 | 7 | 29 | 24 | 48 | 39 | 22 | 5 | 285 | Waterloo |
| 298 | 19 | 81 | 69 | 186 | 1 | 6 | 13 | 15 | 7 | 11 | 7 | 6 | 29 | Wavre |
| 74.579 | 124 | 640 | 1.156 | 1.218 | 47 | 19 | 876 | 358 | 187 | 138 | 5.516 | 145 | 967 | Prov. de Hainaut |
| 1.086 | 6 | 44 | 37 | 41 | 2 | 0 | 26 | 10 | 12 | 13 | 27 | 0 | 18 | Arr. d'Ath |
| 94 | 2 | 9 | 23 | 12 | 0 | 0 | 3 | 3 | 7 | 6 | 0 | 0 | 6 | Ath |
| 99 | 4 | 6 | 8 | 3 | 0 | 0 | 3 | 1 | 2 | 3 | 3 | 0 | 0 | Beloëil |
| 796 | 0 | 6 | 1 | 0 | 0 | 0 | 14 | 3 | 0 | 0 | 22 | 0 | 3 | Bernissart |
| 16 | 0 | 6 | 1 | 3 | 0 | 0 | 0 | 0 | 0 | 0 | 0 | 0 | 1 | Brugelette |
| 24 | 0 | 4 | 0 | 4 | 2 | 0 | 1 | 0 | 0 | 2 | 1 | 0 | 1 | Chièvres |
| 16 | 0 | 2 | 3 | 3 | 0 | 0 | 1 | 2 | 2 | 1 | 1 | 0 | 2 | Ellezelles |
| 19 | 0 | 3 | 1 | 5 | 0 | 0 | 0 | 0 | 1 | 1 | 0 | 0 | 4 | Flobecq |
| 22 | 0 | 8 | 0 | 11 | 0 | 0 | 4 | 1 | 0 | 0 | 0 | 0 | 1 | Frasnes-lez-Anvaing |

Population au 1.1.2004

Population totale selon les principales nationalités par commune (suite)

| | Asie | | | | | | | | | Amérique | | | | |
|--------------------------------|-------|-----|-----|-----|-------|-----|-----|-----|-------------|----------|-----|-------|-----|-------------|
| | Total | IN | JP | PH | CN | TH | IL | PK | Autres pays | Total | CA | US | BR | Autres pays |
| Arr. de Tielt | 79 | 6 | 1 | 25 | 5 | 7 | 0 | 2 | 33 | 17 | 1 | 9 | 1 | 6 |
| Ardooie | 10 | 0 | 0 | 2 | 0 | 1 | 0 | 0 | 7 | 4 | 0 | 3 | 1 | 0 |
| Dentergem | 2 | 1 | 0 | 1 | 0 | 0 | 0 | 0 | 0 | 0 | 0 | 0 | 0 | 0 |
| Meulebeke | 7 | 0 | 0 | 5 | 0 | 0 | 0 | 0 | 2 | 2 | 0 | 1 | 0 | 1 |
| Oostrozebeke | 10 | 1 | 0 | 1 | 0 | 1 | 0 | 0 | 7 | 1 | 0 | 1 | 0 | 0 |
| Pittem | 2 | 0 | 0 | 1 | 0 | 1 | 0 | 0 | 0 | 1 | 0 | 1 | 0 | 0 |
| Ruiselede | 7 | 0 | 0 | 7 | 0 | 0 | 0 | 0 | 0 | 0 | 0 | 0 | 0 | 0 |
| Tielt | 14 | 1 | 0 | 4 | 1 | 1 | 0 | 2 | 5 | 6 | 0 | 3 | 0 | 3 |
| Wielsbeke | 11 | 2 | 1 | 1 | 0 | 1 | 0 | 0 | 6 | 0 | 0 | 0 | 0 | 0 |
| Wingene | 16 | 1 | 0 | 3 | 4 | 2 | 0 | 0 | 6 | 3 | 1 | 0 | 0 | 2 |
| Arr. de Furnes | 139 | 2 | 0 | 13 | 28 | 16 | 0 | 10 | 70 | 20 | 1 | 7 | 5 | 7 |
| Alveringem | 0 | 0 | 0 | 0 | 0 | 0 | 0 | 0 | 0 | 1 | 0 | 0 | 1 | 0 |
| La Panne | 39 | 0 | 0 | 6 | 3 | 3 | 0 | 7 | 20 | 1 | 0 | 0 | 0 | 1 |
| Koksijde | 46 | 0 | 0 | 6 | 7 | 11 | 0 | 3 | 19 | 12 | 1 | 6 | 1 | 4 |
| Nieuport | 41 | 2 | 0 | 1 | 11 | 1 | 0 | 0 | 26 | 1 | 0 | 1 | 0 | 0 |
| Furnes | 13 | 0 | 0 | 0 | 7 | 1 | 0 | 0 | 5 | 5 | 0 | 0 | 3 | 2 |
| Rég. wallonne | 5.197 | 393 | 248 | 139 | 1.632 | 337 | 116 | 384 | 1.948 | 7.208 | 926 | 4.311 | 510 | 1.461 |
| Prov. de Brabant wallon | 1.046 | 62 | 119 | 30 | 315 | 56 | 75 | 20 | 369 | 2.076 | 270 | 1.082 | 143 | 581 |
| Arr. de Nivelles | 1.046 | 62 | 119 | 30 | 315 | 56 | 75 | 20 | 369 | 2.076 | 270 | 1.082 | 143 | 581 |
| Beauvechain | 9 | 0 | 0 | 0 | 8 | 0 | 0 | 0 | 1 | 6 | 1 | 2 | 0 | 3 |
| Braine-l'Alleud | 66 | 2 | 3 | 3 | 17 | 0 | 0 | 3 | 38 | 147 | 17 | 100 | 6 | 24 |
| Braine-le-Château | 11 | 1 | 0 | 0 | 1 | 6 | 0 | 2 | 1 | 12 | 1 | 5 | 0 | 6 |
| Chastre | 5 | 0 | 0 | 0 | 0 | 0 | 0 | 0 | 5 | 15 | 0 | 2 | 0 | 13 |
| Chaumont-Gistoux | 14 | 0 | 1 | 1 | 7 | 1 | 1 | 0 | 3 | 37 | 3 | 23 | 7 | 4 |
| Court-Saint-Etienne | 6 | 0 | 1 | 0 | 2 | 1 | 0 | 0 | 2 | 18 | 1 | 4 | 1 | 12 |
| Genappe | 11 | 0 | 4 | 1 | 2 | 1 | 0 | 0 | 3 | 39 | 4 | 16 | 0 | 19 |
| Grez-Doiceau | 6 | 0 | 0 | 3 | 0 | 0 | 0 | 0 | 3 | 46 | 1 | 27 | 2 | 16 |
| Hélicine | 4 | 0 | 0 | 0 | 0 | 0 | 0 | 0 | 4 | 0 | 0 | 0 | 0 | 0 |
| Incourt | 2 | 0 | 2 | 0 | 0 | 0 | 0 | 0 | 0 | 3 | 1 | 2 | 0 | 0 |
| Ittre | 3 | 0 | 0 | 0 | 1 | 0 | 0 | 1 | 1 | 13 | 0 | 4 | 1 | 8 |
| Jodoigne | 13 | 0 | 2 | 0 | 6 | 3 | 0 | 0 | 2 | 9 | 0 | 6 | 1 | 2 |
| La Hulpe | 18 | 0 | 8 | 1 | 2 | 0 | 0 | 0 | 7 | 74 | 17 | 49 | 0 | 8 |
| Lasne | 25 | 3 | 3 | 1 | 3 | 0 | 1 | 2 | 12 | 212 | 36 | 158 | 9 | 9 |
| Mont-Saint-Guibert | 7 | 0 | 0 | 0 | 1 | 3 | 0 | 0 | 3 | 22 | 1 | 7 | 0 | 14 |
| Nivelles | 44 | 3 | 4 | 1 | 18 | 1 | 0 | 0 | 17 | 48 | 13 | 10 | 9 | 16 |
| Orp-Jauche | 1 | 1 | 0 | 0 | 0 | 0 | 0 | 0 | 0 | 6 | 1 | 0 | 0 | 5 |
| Ottignies-Louvain-la-Neuve | 341 | 18 | 29 | 3 | 157 | 11 | 8 | 2 | 113 | 441 | 66 | 52 | 37 | 286 |
| Perwez | 14 | 0 | 0 | 0 | 13 | 1 | 0 | 0 | 0 | 8 | 1 | 2 | 0 | 5 |
| Ramillies | 5 | 0 | 2 | 1 | 0 | 1 | 0 | 0 | 1 | 5 | 3 | 0 | 0 | 2 |
| Rebecq | 1 | 0 | 0 | 0 | 0 | 0 | 0 | 0 | 1 | 9 | 2 | 3 | 2 | 2 |
| Rixensart | 44 | 2 | 5 | 1 | 13 | 4 | 1 | 0 | 18 | 108 | 22 | 54 | 12 | 20 |
| Tubize | 27 | 1 | 0 | 1 | 13 | 2 | 1 | 1 | 8 | 29 | 5 | 14 | 3 | 7 |
| Villers-la-Ville | 5 | 0 | 2 | 0 | 1 | 0 | 0 | 0 | 2 | 7 | 0 | 3 | 0 | 4 |
| Walhain | 5 | 0 | 0 | 0 | 0 | 1 | 0 | 0 | 4 | 5 | 0 | 1 | 2 | 2 |
| Waterloo | 304 | 30 | 44 | 13 | 30 | 18 | 58 | 5 | 106 | 663 | 62 | 491 | 46 | 64 |
| Wavre | 55 | 1 | 9 | 0 | 20 | 2 | 5 | 4 | 14 | 94 | 12 | 47 | 5 | 30 |
| Prov. de Hainaut | 1.269 | 71 | 49 | 44 | 482 | 90 | 7 | 118 | 408 | 3.611 | 360 | 2.808 | 125 | 318 |
| Arr. d'Ath | 43 | 4 | 1 | 1 | 15 | 4 | 1 | 0 | 17 | 259 | 13 | 231 | 2 | 13 |
| Ath | 28 | 1 | 1 | 0 | 13 | 1 | 1 | 0 | 11 | 60 | 1 | 56 | 0 | 3 |
| Beloeil | 9 | 2 | 0 | 1 | 1 | 2 | 0 | 0 | 3 | 19 | 1 | 17 | 0 | 1 |
| Bernissart | 2 | 0 | 0 | 0 | 1 | 0 | 0 | 0 | 1 | 14 | 5 | 7 | 0 | 2 |
| Brugellette | 1 | 0 | 0 | 0 | 0 | 0 | 0 | 0 | 1 | 84 | 0 | 82 | 1 | 1 |
| Chièvres | 1 | 0 | 0 | 0 | 0 | 1 | 0 | 0 | 0 | 67 | 0 | 66 | 0 | 1 |
| Ellezelles | 0 | 0 | 0 | 0 | 0 | 0 | 0 | 0 | 0 | 4 | 1 | 0 | 1 | 2 |
| Flobecq | 0 | 0 | 0 | 0 | 0 | 0 | 0 | 0 | 0 | 2 | 0 | 1 | 0 | 1 |
| Frasnes-lez-Anvaing | 2 | 1 | 0 | 0 | 0 | 0 | 0 | 0 | 1 | 9 | 5 | 2 | 0 | 2 |

Afrique

| Total | CM | CD | DZ | MA | TN | Autres pays | Océanie | |
|--------|-----|-------|-------|--------|-----|----------------|---------|--------------------------------|
| 137 | 1 | 0 | 7 | 108 | 12 | 9 | 0 | Arr. de Tielt |
| 8 | 0 | 0 | 0 | 3 | 2 | 3 | 0 | Ardoonie |
| 26 | 0 | 0 | 0 | 26 | 0 | 0 | 0 | Dentergem |
| 8 | 0 | 0 | 1 | 6 | 1 | 0 | 0 | Meulebeke |
| 22 | 1 | 0 | 0 | 21 | 0 | 0 | 0 | Oostrozebeke |
| 8 | 0 | 0 | 2 | 3 | 1 | 2 | 0 | Pittem |
| 1 | 0 | 0 | 0 | 1 | 0 | 0 | 0 | Ruiselede |
| 15 | 0 | 0 | 3 | 9 | 1 | 2 | 0 | Tielt |
| 47 | 0 | 0 | 1 | 39 | 7 | 0 | 0 | Wielsbeke |
| 2 | 0 | 0 | 0 | 0 | 0 | 2 | 0 | Wingene |
| 46 | 1 | 5 | 10 | 18 | 2 | 10 | 1 | Arr. de Furnes |
| 1 | 0 | 0 | 0 | 1 | 0 | 0 | 0 | Alveringem |
| 15 | 0 | 0 | 5 | 7 | 1 | 2 | 0 | La Panne |
| 16 | 1 | 4 | 3 | 5 | 0 | 3 | 1 | Koksijde |
| 11 | 0 | 1 | 2 | 5 | 0 | 3 | 0 | Nieuport |
| 3 | 0 | 0 | 0 | 0 | 1 | 2 | 0 | Furnes |
| 27.288 | 838 | 4.088 | 4.139 | 12.977 | 909 | 4.337 | 178 | Rég. wallonne |
| 3.228 | 110 | 844 | 133 | 1.300 | 95 | 746 | 77 | Prov. de Brabant wallon |
| 3.228 | 110 | 844 | 133 | 1.300 | 95 | 746 | 77 | Arr. de Nivelles |
| 13 | 1 | 6 | 0 | 6 | 0 | 0 | 0 | Beauvechain |
| 204 | 11 | 87 | 3 | 39 | 8 | 56 | 1 | Braine-l'Alleud |
| 22 | 0 | 4 | 1 | 12 | 1 | 4 | 0 | Braine-le-Château |
| 59 | 0 | 10 | 0 | 46 | 0 | 3 | 0 | Chastre |
| 31 | 2 | 5 | 0 | 10 | 3 | 11 | 3 | Chaumont-Gistoux |
| 121 | 1 | 15 | 3 | 90 | 3 | 9 | 0 | Court-Saint-Etienne |
| 56 | 0 | 5 | 1 | 43 | 1 | 6 | 0 | Genappe |
| 60 | 1 | 15 | 0 | 34 | 2 | 8 | 2 | Grez-Doiceau |
| 7 | 1 | 4 | 0 | 1 | 0 | 1 | 0 | Hélicine |
| 14 | 0 | 2 | 0 | 8 | 1 | 3 | 0 | Incourt |
| 17 | 0 | 3 | 2 | 8 | 1 | 3 | 0 | Ittre |
| 28 | 0 | 4 | 2 | 14 | 3 | 5 | 1 | Jodoigne |
| 40 | 2 | 11 | 2 | 13 | 1 | 11 | 2 | La Hulpe |
| 46 | 2 | 11 | 1 | 21 | 0 | 11 | 11 | Lasne |
| 28 | 0 | 9 | 0 | 12 | 0 | 7 | 1 | Mont-Saint-Guibert |
| 197 | 6 | 64 | 7 | 80 | 8 | 32 | 3 | Nivelles |
| 14 | 3 | 1 | 1 | 3 | 1 | 5 | 0 | Orp-Jauche |
| 1.214 | 54 | 311 | 70 | 366 | 23 | 390 | 5 | Ottignies-Louvain-la-Neuve |
| 17 | 0 | 5 | 1 | 9 | 0 | 2 | 0 | Perwez |
| 11 | 1 | 1 | 0 | 9 | 0 | 0 | 0 | Ramillies |
| 27 | 0 | 4 | 0 | 15 | 1 | 7 | 0 | Rebecq |
| 122 | 4 | 40 | 1 | 38 | 10 | 29 | 6 | Rixensart |
| 262 | 6 | 47 | 8 | 153 | 8 | 40 | 1 | Tubize |
| 52 | 0 | 11 | 0 | 32 | 0 | 9 | 2 | Villers-la-Ville |
| 13 | 0 | 5 | 0 | 2 | 0 | 6 | 1 | Walhain |
| 236 | 11 | 95 | 16 | 37 | 10 | 67 | 34 | Waterloo |
| 317 | 4 | 69 | 14 | 199 | 10 | 21 | 4 | Wavre |
| 10.294 | 295 | 996 | 3.144 | 4.726 | 243 | 890 | 35 | Prov. de Hainaut |
| 217 | 8 | 16 | 57 | 70 | 13 | 53 | 0 | Arr. d'Ath |
| 74 | 2 | 11 | 9 | 20 | 6 | 26 | 0 | Ath |
| 25 | 0 | 3 | 7 | 5 | 1 | 9 | 0 | Beloeil |
| 92 | 4 | 0 | 41 | 36 | 1 | 10 | 0 | Bernissart |
| 5 | 0 | 0 | 0 | 3 | 0 | 2 | 0 | Brugelette |
| 6 | 0 | 0 | 0 | 4 | 0 | 2 | 0 | Chièvres |
| 6 | 0 | 1 | 0 | 1 | 2 | 2 | 0 | Ellezelles |
| 3 | 0 | 1 | 0 | 1 | 0 | 1 | 0 | Flobecq |
| 6 | 2 | 0 | 0 | 0 | 3 | 1 | 0 | Frasnes-lez-Anvaing |

Population au 1.1.2004

Population totale selon les principales nationalités par commune (suite)

| | Europe | | | | | | | | | | | |
|--------------------------|--------------|---------------|---------|-----|----|---------|-----|-------|----|--------|-------|----|
| | Tous pays | Europe des 15 | | | | | | | | | | |
| | | Total | Total | DE | AT | BE | DK | ES | FI | FR | GR | IE |
| Arr. de Charleroi | 420.528 | 413.847 | 408.727 | 318 | 23 | 364.900 | 5 | 1.594 | 2 | 4.272 | 1.337 | 15 |
| Aiseau-Presles | 10.787 | 10.651 | 10.360 | 9 | 2 | 9.067 | 0 | 56 | 0 | 77 | 34 | 0 |
| Chapelle-lez-Herlaimont | 14.015 | 13.930 | 13.865 | 28 | 0 | 11.292 | 0 | 54 | 0 | 146 | 9 | 0 |
| Charleroi | 200.608 | 196.025 | 192.956 | 114 | 15 | 172.310 | 3 | 681 | 1 | 2.299 | 861 | 10 |
| Châtelet | 35.538 | 35.084 | 34.576 | 28 | 0 | 29.740 | 1 | 279 | 0 | 260 | 159 | 0 |
| Courcelles | 29.465 | 29.169 | 28.991 | 23 | 4 | 26.009 | 0 | 58 | 0 | 232 | 69 | 0 |
| Farciennes | 11.229 | 11.037 | 10.434 | 15 | 0 | 9.073 | 0 | 69 | 0 | 79 | 65 | 0 |
| Fleurus | 22.209 | 21.988 | 21.898 | 28 | 0 | 19.245 | 0 | 95 | 1 | 184 | 50 | 1 |
| Fontaine-l'Évêque | 16.847 | 16.628 | 16.567 | 15 | 0 | 14.097 | 0 | 39 | 0 | 205 | 35 | 0 |
| Gerpennes | 11.990 | 11.965 | 11.956 | 9 | 0 | 11.346 | 1 | 14 | 0 | 101 | 12 | 0 |
| Les Bons Villers | 8.734 | 8.698 | 8.667 | 7 | 0 | 8.399 | 0 | 24 | 0 | 86 | 4 | 1 |
| Manage | 22.091 | 21.885 | 21.758 | 23 | 0 | 19.078 | 0 | 141 | 0 | 215 | 17 | 0 |
| Montigny-le-Tilleul | 10.222 | 10.183 | 10.158 | 1 | 1 | 9.629 | 0 | 16 | 0 | 82 | 5 | 1 |
| Pont-à-Celles | 16.055 | 15.996 | 15.965 | 7 | 0 | 15.464 | 0 | 36 | 0 | 139 | 10 | 0 |
| Seneffe | 10.738 | 10.608 | 10.576 | 11 | 1 | 10.151 | 0 | 32 | 0 | 167 | 7 | 2 |
| Arr. de Mons | 249.054 | 243.825 | 242.201 | 703 | 13 | 218.115 | 113 | 860 | 6 | 4.750 | 499 | 13 |
| Boussu | 19.957 | 19.736 | 19.697 | 8 | 1 | 17.244 | 4 | 39 | 0 | 346 | 31 | 0 |
| Colfontaine | 20.148 | 19.879 | 19.846 | 12 | 0 | 17.611 | 5 | 37 | 0 | 275 | 17 | 0 |
| Dour | 16.886 | 16.786 | 16.746 | 8 | 0 | 15.608 | 1 | 14 | 0 | 345 | 15 | 0 |
| Frameries | 20.628 | 20.458 | 20.416 | 17 | 0 | 18.553 | 4 | 54 | 0 | 251 | 17 | 0 |
| Hensies | 6.611 | 6.556 | 6.400 | 4 | 0 | 5.928 | 0 | 21 | 0 | 172 | 2 | 0 |
| Honnelles | 4.975 | 4.973 | 4.970 | 0 | 0 | 4.712 | 0 | 3 | 1 | 194 | 0 | 0 |
| Jurbise | 9.443 | 8.956 | 8.932 | 81 | 0 | 8.333 | 35 | 11 | 0 | 118 | 12 | 0 |
| Lens | 3.891 | 3.664 | 3.662 | 11 | 0 | 3.561 | 1 | 10 | 0 | 44 | 1 | 0 |
| Mons | 91.185 | 87.968 | 87.084 | 475 | 4 | 77.976 | 52 | 401 | 5 | 1.658 | 263 | 11 |
| Quaregnon | 18.816 | 18.647 | 18.366 | 21 | 2 | 15.616 | 5 | 41 | 0 | 230 | 99 | 0 |
| Quévy | 7.722 | 7.696 | 7.686 | 10 | 0 | 7.343 | 1 | 1 | 0 | 254 | 6 | 0 |
| Quiévrain | 6.575 | 6.544 | 6.499 | 10 | 0 | 5.708 | 0 | 7 | 0 | 534 | 6 | 0 |
| Saint-Ghislain | 22.217 | 21.962 | 21.897 | 46 | 6 | 19.922 | 5 | 221 | 0 | 329 | 30 | 2 |
| Arr. de Mouscron | 69.719 | 69.312 | 69.242 | 18 | 1 | 58.655 | 0 | 39 | 3 | 10.072 | 17 | 0 |
| Comines-Warneton | 17.429 | 17.384 | 17.375 | 8 | 0 | 13.792 | 0 | 18 | 0 | 3.477 | 4 | 0 |
| Mouscron | 52.290 | 51.928 | 51.867 | 10 | 1 | 44.863 | 0 | 21 | 3 | 6.595 | 13 | 0 |
| Arr. de Soignies | 176.409 | 174.678 | 173.857 | 246 | 11 | 156.015 | 35 | 664 | 5 | 2.113 | 223 | 3 |
| Braine-le-Comte | 19.944 | 19.736 | 19.663 | 24 | 1 | 18.655 | 0 | 205 | 1 | 245 | 13 | 0 |
| Ecaussinnes | 9.878 | 9.830 | 9.817 | 6 | 0 | 9.557 | 0 | 22 | 0 | 81 | 3 | 0 |
| Enghien | 11.459 | 11.384 | 11.358 | 6 | 0 | 11.008 | 2 | 55 | 1 | 117 | 13 | 0 |
| La Louvière | 76.784 | 76.017 | 75.466 | 63 | 7 | 62.012 | 13 | 192 | 0 | 784 | 158 | 1 |
| Le Roeulx | 8.027 | 7.946 | 7.930 | 19 | 0 | 7.448 | 1 | 6 | 0 | 80 | 3 | 0 |
| Lessines | 17.655 | 17.580 | 17.543 | 12 | 1 | 17.043 | 0 | 50 | 1 | 199 | 14 | 0 |
| Silly | 7.808 | 7.748 | 7.743 | 11 | 1 | 7.528 | 0 | 36 | 0 | 73 | 5 | 1 |
| Soignies | 24.854 | 24.437 | 24.337 | 105 | 1 | 22.764 | 19 | 98 | 2 | 534 | 14 | 1 |
| Arr. de Thuin | 146.211 | 145.374 | 145.078 | 80 | 4 | 134.545 | 4 | 218 | 2 | 2.572 | 207 | 3 |
| Anderlues | 11.485 | 11.285 | 11.268 | 14 | 0 | 10.218 | 0 | 29 | 0 | 74 | 19 | 0 |
| Beaumont | 6.672 | 6.658 | 6.656 | 1 | 0 | 6.483 | 0 | 5 | 1 | 116 | 4 | 0 |
| Binche | 32.227 | 32.000 | 31.881 | 15 | 0 | 28.574 | 0 | 39 | 0 | 308 | 143 | 1 |
| Chimay | 9.742 | 9.691 | 9.677 | 6 | 0 | 9.363 | 3 | 10 | 0 | 251 | 1 | 2 |
| Erquelinnes | 9.526 | 9.509 | 9.500 | 4 | 0 | 8.700 | 0 | 1 | 0 | 685 | 6 | 0 |
| Estinnes | 7.470 | 7.430 | 7.423 | 3 | 0 | 7.099 | 0 | 10 | 1 | 130 | 2 | 0 |
| Froidchapelle | 3.576 | 3.568 | 3.562 | 1 | 0 | 3.487 | 0 | 2 | 0 | 43 | 1 | 0 |
| Ham-sur-Heure-Nalinnes | 13.299 | 13.270 | 13.250 | 8 | 2 | 12.858 | 1 | 22 | 0 | 85 | 7 | 0 |
| Lobbes | 5.438 | 5.424 | 5.418 | 1 | 0 | 5.279 | 0 | 4 | 0 | 46 | 2 | 0 |
| Merbes-le-Château | 4.031 | 4.026 | 4.021 | 0 | 0 | 3.875 | 0 | 4 | 0 | 80 | 0 | 0 |
| Momignies | 5.127 | 5.121 | 5.120 | 3 | 0 | 4.804 | 0 | 1 | 0 | 286 | 0 | 0 |
| Morlanwelz | 18.376 | 18.202 | 18.151 | 15 | 2 | 15.239 | 0 | 78 | 0 | 186 | 9 | 0 |
| Sivry-Rance | 4.590 | 4.586 | 4.577 | 2 | 0 | 4.434 | 0 | 3 | 0 | 120 | 0 | 0 |
| Thuin | 14.652 | 14.604 | 14.574 | 7 | 0 | 14.132 | 0 | 10 | 0 | 162 | 13 | 0 |
| Arr. de Tournai | 140.977 | 140.429 | 140.260 | 55 | 4 | 130.484 | 2 | 78 | 1 | 8.860 | 37 | 3 |
| Antoing | 7.528 | 7.499 | 7.492 | 1 | 0 | 7.151 | 0 | 5 | 0 | 300 | 0 | 1 |

Europe (suite)

Europe des 15 (suite)

| IT | LU | NL | PT | GB | SE | BA | PL | RO | RU | CH | TR | YU | Autres pays | |
|--------|----|-----|-----|-----|----|----|-----|-----|----|----|-------|----|-------------|--------------------------|
| 35.595 | 43 | 150 | 317 | 144 | 12 | 1 | 351 | 179 | 59 | 32 | 4.182 | 79 | 237 | Arr. de Charleroi |
| 1.102 | 1 | 2 | 8 | 1 | 1 | 0 | 7 | 1 | 0 | 2 | 278 | 0 | 3 | Aiseau-Presles |
| 2.311 | 3 | 4 | 10 | 8 | 0 | 0 | 7 | 0 | 0 | 0 | 53 | 0 | 5 | Chapelle-lez-Herlaimont |
| 16.355 | 21 | 65 | 166 | 54 | 1 | 1 | 186 | 151 | 31 | 19 | 2.472 | 57 | 152 | Charleroi |
| 4.074 | 1 | 7 | 18 | 9 | 0 | 0 | 40 | 10 | 4 | 1 | 433 | 5 | 15 | Châtelet |
| 2.547 | 5 | 7 | 29 | 8 | 0 | 0 | 21 | 5 | 8 | 1 | 130 | 1 | 12 | Courcelles |
| 1.111 | 0 | 2 | 17 | 3 | 0 | 0 | 14 | 0 | 0 | 0 | 582 | 1 | 6 | Farciennes |
| 2.261 | 2 | 5 | 17 | 7 | 2 | 0 | 4 | 1 | 0 | 3 | 68 | 2 | 12 | Fleurus |
| 2.165 | 0 | 5 | 3 | 3 | 0 | 0 | 30 | 0 | 5 | 0 | 17 | 5 | 4 | Fontaine-l'Evêque |
| 459 | 0 | 12 | 0 | 1 | 1 | 0 | 4 | 2 | 1 | 1 | 1 | 0 | 0 | Gerpinnes |
| 123 | 0 | 3 | 4 | 14 | 2 | 0 | 6 | 3 | 1 | 0 | 15 | 5 | 1 | Les Bons Villers |
| 2.243 | 2 | 13 | 12 | 14 | 0 | 0 | 14 | 1 | 2 | 1 | 95 | 1 | 13 | Manage |
| 410 | 2 | 4 | 5 | 2 | 0 | 0 | 5 | 4 | 1 | 2 | 8 | 0 | 5 | Montigny-le-Tilleul |
| 282 | 6 | 8 | 4 | 9 | 0 | 0 | 13 | 1 | 6 | 0 | 6 | 1 | 4 | Pont-à-Celles |
| 152 | 0 | 13 | 24 | 11 | 5 | 0 | 0 | 0 | 2 | 24 | 1 | 5 | 5 | Seneffe |
| 16.095 | 21 | 139 | 181 | 681 | 12 | 8 | 292 | 70 | 53 | 32 | 731 | 19 | 419 | Arr. de Mons |
| 2.007 | 1 | 2 | 10 | 4 | 0 | 0 | 16 | 5 | 2 | 0 | 8 | 0 | 8 | Boussu |
| 1.877 | 0 | 3 | 3 | 6 | 0 | 5 | 7 | 0 | 0 | 2 | 13 | 1 | 5 | Colfontaine |
| 747 | 3 | 1 | 0 | 4 | 0 | 0 | 12 | 2 | 4 | 1 | 2 | 0 | 19 | Dour |
| 1.500 | 0 | 1 | 16 | 3 | 0 | 0 | 11 | 8 | 3 | 2 | 9 | 1 | 8 | Frimeries |
| 271 | 0 | 1 | 0 | 1 | 0 | 0 | 2 | 2 | 2 | 2 | 144 | 0 | 4 | Hensies |
| 56 | 0 | 1 | 1 | 2 | 0 | 0 | 1 | 0 | 0 | 2 | 0 | 0 | 0 | Honnelles |
| 91 | 1 | 14 | 4 | 232 | 0 | 0 | 2 | 1 | 1 | 1 | 5 | 0 | 14 | Jurbise |
| 20 | 0 | 3 | 0 | 11 | 0 | 0 | 1 | 0 | 1 | 0 | 0 | 0 | 0 | Lens |
| 5.634 | 11 | 86 | 114 | 383 | 11 | 3 | 194 | 48 | 36 | 13 | 246 | 12 | 332 | Mons |
| 2.343 | 0 | 1 | 4 | 4 | 0 | 0 | 8 | 1 | 1 | 2 | 261 | 1 | 7 | Quaregnon |
| 62 | 0 | 1 | 1 | 7 | 0 | 0 | 2 | 0 | 0 | 0 | 1 | 0 | 7 | Quévy |
| 228 | 1 | 3 | 2 | 0 | 0 | 0 | 4 | 0 | 0 | 4 | 34 | 1 | 2 | Quiévrain |
| 1.259 | 4 | 22 | 26 | 24 | 1 | 0 | 32 | 3 | 3 | 3 | 8 | 3 | 13 | Saint-Ghislain |
| 271 | 2 | 34 | 107 | 23 | 0 | 0 | 15 | 12 | 0 | 5 | 26 | 2 | 10 | Arr. de Mouscron |
| 38 | 0 | 4 | 26 | 8 | 0 | 0 | 4 | 0 | 0 | 0 | 2 | 0 | 3 | Comines-Warneton |
| 233 | 2 | 30 | 81 | 15 | 0 | 0 | 11 | 12 | 0 | 5 | 24 | 2 | 7 | Mouscron |
| 13.652 | 28 | 172 | 418 | 258 | 14 | 10 | 99 | 39 | 34 | 21 | 410 | 28 | 180 | Arr. de Soignies |
| 438 | 2 | 26 | 21 | 31 | 1 | 5 | 20 | 12 | 2 | 3 | 9 | 13 | 9 | Braine-le-Comte |
| 116 | 2 | 6 | 9 | 14 | 1 | 1 | 2 | 2 | 1 | 3 | 0 | 1 | 3 | Ecaussinnes |
| 112 | 2 | 17 | 11 | 13 | 1 | 0 | 12 | 3 | 3 | 4 | 1 | 0 | 3 | Enghien |
| 12.107 | 6 | 30 | 73 | 20 | 0 | 3 | 36 | 16 | 15 | 5 | 363 | 11 | 102 | La Louvière |
| 350 | 1 | 3 | 8 | 11 | 0 | 1 | 2 | 3 | 0 | 1 | 1 | 0 | 8 | Le Roeulx |
| 152 | 3 | 17 | 31 | 17 | 3 | 0 | 6 | 1 | 8 | 2 | 8 | 3 | 9 | Lessines |
| 55 | 3 | 12 | 1 | 17 | 0 | 0 | 0 | 0 | 0 | 1 | 0 | 0 | 4 | Silly |
| 322 | 9 | 61 | 264 | 135 | 8 | 0 | 21 | 2 | 5 | 2 | 28 | 0 | 42 | Soignies |
| 7.300 | 14 | 59 | 41 | 28 | 1 | 0 | 67 | 27 | 15 | 8 | 109 | 12 | 58 | Arr. de Thuin |
| 908 | 2 | 0 | 3 | 1 | 0 | 0 | 7 | 2 | 0 | 0 | 4 | 1 | 3 | Anderlues |
| 38 | 1 | 4 | 2 | 1 | 0 | 0 | 0 | 0 | 1 | 0 | 0 | 0 | 1 | Beaumont |
| 2.768 | 2 | 9 | 9 | 13 | 0 | 0 | 22 | 2 | 2 | 1 | 68 | 3 | 21 | Binche |
| 25 | 1 | 7 | 7 | 1 | 0 | 0 | 3 | 3 | 0 | 0 | 1 | 1 | 6 | Chimay |
| 95 | 0 | 5 | 3 | 1 | 0 | 0 | 3 | 2 | 1 | 0 | 1 | 0 | 2 | Erquelines |
| 164 | 2 | 3 | 2 | 6 | 1 | 0 | 4 | 0 | 0 | 0 | 0 | 1 | 2 | Estinnes |
| 25 | 0 | 1 | 1 | 1 | 0 | 0 | 0 | 0 | 3 | 0 | 1 | 0 | 2 | Froidchapelle |
| 257 | 0 | 6 | 4 | 0 | 0 | 0 | 7 | 4 | 2 | 1 | 4 | 0 | 2 | Ham-sur-Heure-Nalinnes |
| 82 | 0 | 0 | 4 | 0 | 0 | 0 | 2 | 2 | 0 | 0 | 0 | 0 | 2 | Lobbes |
| 59 | 2 | 1 | 0 | 0 | 0 | 0 | 2 | 0 | 1 | 0 | 0 | 0 | 2 | Merbes-le-Château |
| 13 | 2 | 11 | 0 | 0 | 0 | 0 | 0 | 0 | 0 | 0 | 0 | 0 | 1 | Momignies |
| 2.611 | 1 | 4 | 5 | 1 | 0 | 0 | 11 | 5 | 2 | 2 | 23 | 1 | 7 | Morlanwelz |
| 17 | 0 | 1 | 0 | 0 | 0 | 0 | 0 | 1 | 2 | 1 | 0 | 5 | 0 | Sivry-Rance |
| 238 | 1 | 7 | 1 | 3 | 0 | 0 | 6 | 6 | 1 | 3 | 7 | 0 | 7 | Thuin |
| 580 | 10 | 42 | 55 | 43 | 6 | 0 | 26 | 21 | 14 | 27 | 31 | 5 | 45 | Arr. de Tournai |
| 28 | 1 | 1 | 2 | 2 | 0 | 0 | 3 | 0 | 0 | 1 | 0 | 1 | 2 | Antoing |

Population au 1.1.2004

Population totale selon les principales nationalités par commune (suite)

| | Asie | | | | | | | | | Amérique | | | | |
|--------------------------|-------|----|----|----|-----|----|----|----|-------------|----------|-----|-------|----|-------------|
| | Total | IN | JP | PH | CN | TH | IL | PK | Autres pays | Total | CA | US | BR | Autres pays |
| Arr. de Charleroi | 411 | 17 | 5 | 13 | 135 | 33 | 5 | 64 | 139 | 263 | 36 | 65 | 69 | 93 |
| Aiseau-Preles | 13 | 0 | 0 | 1 | 0 | 0 | 0 | 0 | 12 | 6 | 2 | 3 | 0 | 1 |
| Chapelle-lez-Herlaimont | 8 | 0 | 0 | 0 | 5 | 1 | 0 | 0 | 2 | 4 | 1 | 0 | 0 | 3 |
| Charleroi | 272 | 12 | 3 | 5 | 87 | 15 | 3 | 57 | 90 | 151 | 17 | 33 | 50 | 51 |
| Châtelet | 30 | 0 | 1 | 0 | 13 | 1 | 1 | 3 | 11 | 8 | 2 | 0 | 4 | 2 |
| Courcelles | 17 | 1 | 0 | 0 | 9 | 1 | 0 | 3 | 3 | 4 | 0 | 1 | 0 | 3 |
| Farciennes | 3 | 0 | 0 | 0 | 0 | 1 | 1 | 0 | 1 | 5 | 0 | 1 | 3 | 1 |
| Fleurus | 11 | 2 | 0 | 0 | 6 | 0 | 0 | 0 | 3 | 18 | 4 | 2 | 1 | 11 |
| Fontaine-l'Evêque | 10 | 0 | 1 | 1 | 4 | 3 | 0 | 0 | 1 | 9 | 0 | 2 | 1 | 6 |
| Gerpennes | 7 | 0 | 0 | 0 | 3 | 1 | 0 | 0 | 3 | 4 | 0 | 0 | 1 | 3 |
| Les Bons Villers | 1 | 0 | 0 | 0 | 0 | 1 | 0 | 0 | 0 | 4 | 0 | 2 | 1 | 1 |
| Manage | 9 | 0 | 0 | 0 | 3 | 3 | 0 | 0 | 3 | 20 | 5 | 8 | 2 | 5 |
| Montigny-le-Tilleul | 6 | 0 | 0 | 4 | 0 | 0 | 0 | 0 | 2 | 10 | 1 | 8 | 0 | 1 |
| Pont-à-Celles | 11 | 0 | 0 | 0 | 4 | 3 | 0 | 1 | 3 | 3 | 0 | 0 | 2 | 1 |
| Seneffe | 13 | 2 | 0 | 2 | 1 | 3 | 0 | 0 | 5 | 17 | 4 | 5 | 4 | 4 |
| Arr. de Mons | 412 | 14 | 34 | 17 | 167 | 15 | 1 | 32 | 132 | 2.227 | 203 | 1.929 | 19 | 76 |
| Boussu | 9 | 0 | 0 | 0 | 2 | 2 | 0 | 0 | 5 | 10 | 1 | 5 | 1 | 3 |
| Colfontaine | 10 | 0 | 0 | 1 | 2 | 0 | 0 | 1 | 6 | 16 | 0 | 13 | 2 | 1 |
| Dour | 7 | 0 | 0 | 0 | 6 | 0 | 0 | 0 | 1 | 26 | 1 | 17 | 1 | 7 |
| Frameries | 18 | 1 | 0 | 0 | 8 | 0 | 0 | 3 | 6 | 37 | 0 | 34 | 0 | 3 |
| Hensies | 1 | 0 | 0 | 0 | 0 | 0 | 0 | 0 | 1 | 5 | 2 | 2 | 0 | 1 |
| Honnelles | 1 | 1 | 0 | 0 | 0 | 0 | 0 | 0 | 0 | 0 | 0 | 0 | 0 | 0 |
| Jurbise | 13 | 0 | 5 | 1 | 2 | 3 | 0 | 0 | 2 | 458 | 53 | 405 | 0 | 0 |
| Lens | 11 | 2 | 0 | 1 | 5 | 2 | 0 | 0 | 1 | 205 | 8 | 196 | 0 | 1 |
| Mons | 312 | 10 | 27 | 11 | 128 | 5 | 1 | 25 | 105 | 1.273 | 121 | 1.091 | 14 | 47 |
| Quaregnon | 10 | 0 | 0 | 2 | 5 | 0 | 0 | 0 | 3 | 23 | 4 | 18 | 0 | 1 |
| Quévy | 2 | 0 | 2 | 0 | 0 | 0 | 0 | 0 | 0 | 16 | 0 | 16 | 0 | 0 |
| Quiévrain | 9 | 0 | 0 | 0 | 5 | 2 | 0 | 1 | 1 | 4 | 3 | 0 | 1 | 0 |
| Saint-Ghislain | 9 | 0 | 0 | 1 | 4 | 1 | 0 | 2 | 1 | 154 | 10 | 132 | 0 | 12 |
| Arr. de Mouscron | 65 | 5 | 0 | 1 | 40 | 4 | 0 | 3 | 12 | 26 | 10 | 2 | 1 | 13 |
| Comines-Warnton | 10 | 0 | 0 | 1 | 5 | 1 | 0 | 0 | 3 | 2 | 1 | 0 | 0 | 1 |
| Mouscron | 55 | 5 | 0 | 0 | 35 | 3 | 0 | 3 | 9 | 24 | 9 | 2 | 1 | 12 |
| Arr. de Soignies | 134 | 2 | 5 | 2 | 61 | 14 | 0 | 9 | 41 | 662 | 73 | 518 | 20 | 51 |
| Braine-le-Comte | 14 | 1 | 2 | 0 | 6 | 0 | 0 | 0 | 5 | 72 | 8 | 54 | 0 | 10 |
| Ecaussinnes | 1 | 0 | 0 | 0 | 0 | 0 | 0 | 0 | 1 | 32 | 1 | 26 | 3 | 2 |
| Enghien | 10 | 0 | 1 | 0 | 5 | 1 | 0 | 1 | 2 | 27 | 1 | 16 | 2 | 8 |
| La Louvière | 60 | 0 | 0 | 1 | 24 | 8 | 0 | 6 | 21 | 116 | 17 | 71 | 10 | 18 |
| Le Roeulx | 1 | 0 | 0 | 0 | 0 | 0 | 0 | 1 | 0 | 69 | 10 | 59 | 0 | 0 |
| Lessines | 9 | 0 | 0 | 0 | 8 | 0 | 0 | 0 | 1 | 13 | 2 | 4 | 4 | 3 |
| Silly | 4 | 0 | 1 | 0 | 0 | 2 | 0 | 0 | 1 | 39 | 1 | 36 | 1 | 1 |
| Soignies | 35 | 1 | 1 | 1 | 18 | 3 | 0 | 1 | 10 | 294 | 33 | 252 | 0 | 9 |
| Arr. de Thuin | 97 | 2 | 2 | 9 | 40 | 8 | 0 | 8 | 28 | 101 | 13 | 54 | 4 | 30 |
| Anderlues | 4 | 0 | 1 | 0 | 2 | 0 | 0 | 0 | 1 | 2 | 1 | 1 | 0 | 0 |
| Beaumont | 8 | 0 | 1 | 0 | 7 | 0 | 0 | 0 | 0 | 2 | 1 | 0 | 0 | 1 |
| Binche | 21 | 1 | 0 | 1 | 11 | 1 | 0 | 5 | 2 | 34 | 3 | 15 | 2 | 14 |
| Chimay | 20 | 0 | 0 | 0 | 6 | 0 | 0 | 0 | 14 | 5 | 1 | 2 | 0 | 2 |
| Erquelines | 5 | 0 | 0 | 0 | 1 | 1 | 0 | 3 | 0 | 3 | 1 | 1 | 0 | 1 |
| Estinnes | 3 | 0 | 0 | 0 | 2 | 0 | 0 | 0 | 1 | 20 | 2 | 16 | 1 | 1 |
| Froidchapelle | 5 | 0 | 0 | 2 | 0 | 1 | 0 | 0 | 2 | 0 | 0 | 0 | 0 | 0 |
| Ham-sur-Heure-Nalinnes | 4 | 0 | 0 | 0 | 2 | 2 | 0 | 0 | 0 | 6 | 2 | 2 | 0 | 2 |
| Lobbès | 3 | 0 | 0 | 0 | 0 | 0 | 0 | 0 | 3 | 2 | 1 | 0 | 0 | 1 |
| Merbes-le-Château | 2 | 0 | 0 | 0 | 0 | 0 | 0 | 0 | 2 | 2 | 0 | 2 | 0 | 0 |
| Momignies | 1 | 0 | 0 | 0 | 1 | 0 | 0 | 0 | 0 | 3 | 0 | 2 | 0 | 1 |
| Morlanwelz | 5 | 0 | 0 | 0 | 1 | 1 | 0 | 0 | 3 | 12 | 0 | 7 | 1 | 4 |
| Sivry-Rance | 1 | 1 | 0 | 0 | 0 | 0 | 0 | 0 | 0 | 0 | 0 | 0 | 0 | 0 |
| Thuin | 15 | 0 | 0 | 6 | 7 | 2 | 0 | 0 | 0 | 10 | 1 | 6 | 0 | 3 |
| Arr. de Tournai | 107 | 27 | 2 | 1 | 24 | 12 | 0 | 2 | 39 | 73 | 12 | 9 | 10 | 42 |
| Antoing | 4 | 3 | 1 | 0 | 0 | 0 | 0 | 0 | 0 | 6 | 1 | 0 | 1 | 4 |

Afrique

| Total | CM | CD | DZ | MA | TN | Autres pays | Océanie | |
|-------|-----|-----|-------|-------|----|-------------|---------|--------------------------|
| 5.656 | 98 | 327 | 1.719 | 3.097 | 89 | 326 | 11 | Arr. de Charleroi |
| 104 | 0 | 2 | 20 | 79 | 0 | 3 | 0 | Aiseau-Presles |
| 61 | 1 | 0 | 38 | 13 | 2 | 7 | 0 | Chapelle-lez-Herlaimont |
| 3.934 | 71 | 244 | 1.250 | 2.102 | 60 | 207 | 8 | Charleroi |
| 400 | 3 | 17 | 42 | 306 | 8 | 24 | 1 | Châtelet |
| 263 | 3 | 9 | 150 | 78 | 2 | 21 | 0 | Courcelles |
| 177 | 0 | 2 | 20 | 147 | 1 | 7 | 0 | Farciennes |
| 179 | 6 | 10 | 33 | 120 | 1 | 9 | 0 | Fleurus |
| 182 | 1 | 15 | 96 | 63 | 1 | 6 | 0 | Fontaine-l'Évêque |
| 11 | 0 | 1 | 4 | 2 | 0 | 4 | 0 | Gerpinnes |
| 26 | 0 | 0 | 8 | 10 | 1 | 7 | 2 | Les Bons Villers |
| 163 | 3 | 13 | 18 | 101 | 8 | 20 | 0 | Manage |
| 19 | 3 | 6 | 2 | 4 | 2 | 2 | 0 | Montigny-le-Tilleul |
| 42 | 5 | 0 | 25 | 6 | 1 | 5 | 0 | Pont-à-Celles |
| 95 | 2 | 8 | 13 | 66 | 2 | 4 | 0 | Seneffe |
| 2.370 | 146 | 364 | 754 | 799 | 60 | 247 | 5 | Arr. de Mons |
| 178 | 3 | 8 | 100 | 61 | 1 | 5 | 0 | Boussu |
| 230 | 2 | 6 | 143 | 74 | 1 | 4 | 0 | Colfontaine |
| 56 | 2 | 6 | 36 | 11 | 1 | 0 | 0 | Dour |
| 98 | 4 | 5 | 35 | 35 | 8 | 11 | 0 | Freries |
| 46 | 0 | 0 | 13 | 30 | 2 | 1 | 0 | Hensies |
| 0 | 0 | 0 | 0 | 0 | 0 | 0 | 0 | Honnelles |
| 15 | 0 | 2 | 1 | 2 | 3 | 7 | 1 | Jurbise |
| 10 | 0 | 3 | 0 | 5 | 1 | 1 | 1 | Lens |
| 1.513 | 129 | 323 | 344 | 480 | 36 | 201 | 1 | Mons |
| 127 | 2 | 2 | 59 | 47 | 5 | 12 | 1 | Quaregnon |
| 5 | 1 | 1 | 2 | 1 | 0 | 0 | 1 | Quévy |
| 18 | 0 | 0 | 3 | 13 | 2 | 0 | 0 | Quiévrain |
| 74 | 3 | 8 | 18 | 40 | 0 | 5 | 0 | Saint-Ghislain |
| 306 | 8 | 27 | 61 | 149 | 24 | 37 | 0 | Arr. de Mouscron |
| 31 | 3 | 11 | 1 | 10 | 2 | 4 | 0 | Comines-Warnton |
| 275 | 5 | 16 | 60 | 139 | 22 | 33 | 0 | Mouscron |
| 826 | 17 | 197 | 118 | 365 | 28 | 101 | 8 | Arr. de Soignies |
| 104 | 3 | 40 | 14 | 27 | 3 | 17 | 0 | Braine-le-Comte |
| 14 | 0 | 1 | 1 | 8 | 0 | 4 | 1 | Ecaussinnes |
| 36 | 0 | 13 | 1 | 12 | 2 | 8 | 0 | Enghien |
| 521 | 11 | 128 | 85 | 233 | 16 | 48 | 3 | La Louvière |
| 9 | 1 | 0 | 0 | 4 | 1 | 3 | 1 | Le Roeulx |
| 49 | 0 | 2 | 1 | 36 | 1 | 9 | 1 | Lessines |
| 14 | 0 | 5 | 1 | 4 | 1 | 3 | 1 | Silly |
| 79 | 2 | 8 | 15 | 41 | 4 | 9 | 1 | Soignies |
| 586 | 7 | 27 | 375 | 101 | 10 | 66 | 4 | Arr. de Thuin |
| 188 | 1 | 0 | 159 | 20 | 0 | 8 | 0 | Anderlues |
| 3 | 2 | 0 | 0 | 1 | 0 | 0 | 0 | Beaumont |
| 154 | 0 | 2 | 97 | 41 | 5 | 9 | 0 | Binche |
| 24 | 1 | 3 | 1 | 3 | 1 | 15 | 1 | Chimay |
| 8 | 0 | 0 | 3 | 2 | 0 | 3 | 0 | Erquennes |
| 13 | 0 | 4 | 4 | 1 | 0 | 4 | 0 | Estinnes |
| 3 | 1 | 0 | 0 | 1 | 0 | 1 | 0 | Froidchapelle |
| 16 | 0 | 2 | 1 | 6 | 2 | 5 | 1 | Ham-sur-Heure-Nalinnes |
| 8 | 1 | 1 | 0 | 2 | 0 | 4 | 0 | Lobbes |
| 1 | 0 | 0 | 0 | 1 | 0 | 0 | 0 | Merbes-le-Château |
| 1 | 0 | 0 | 0 | 1 | 0 | 0 | 0 | Momignies |
| 147 | 0 | 11 | 108 | 16 | 2 | 10 | 1 | Morlanwelz |
| 3 | 1 | 0 | 0 | 1 | 0 | 1 | 0 | Sivry-Rance |
| 17 | 0 | 4 | 2 | 5 | 0 | 6 | 1 | Thuin |
| 333 | 11 | 38 | 60 | 145 | 19 | 60 | 7 | Arr. de Tournai |
| 10 | 0 | 2 | 1 | 5 | 1 | 1 | 0 | Antoing |

Population au 1.1.2004

Population totale selon les principales nationalités par commune (suite)

| | Europe | | | | | | | | | | | |
|-------------------------|------------------|------------------|------------------|---------------|-----------|----------------|-----------|--------------|-----------|--------------|--------------|-----------|
| | Tous pays | Europe des 15 | | | | | | | | | | |
| | | Total | Total | DE | AT | BE | DK | ES | FI | FR | GR | IE |
| Brunehaut | 7.605 | 7.586 | 7.582 | 2 | 0 | 6.966 | 0 | 0 | 0 | 594 | 0 | 0 |
| Celles | 5.445 | 5.440 | 5.435 | 1 | 0 | 5.243 | 0 | 0 | 0 | 171 | 0 | 0 |
| Estaimpuis | 9.547 | 9.537 | 9.529 | 2 | 0 | 7.617 | 0 | 5 | 0 | 1.850 | 0 | 0 |
| Leuze-en-Hainaut | 13.128 | 13.088 | 13.078 | 8 | 3 | 12.697 | 1 | 2 | 0 | 292 | 4 | 0 |
| Mont-de-l'Enclus | 3.292 | 3.286 | 3.285 | 0 | 0 | 3.227 | 0 | 4 | 0 | 40 | 0 | 0 |
| Pecq | 5.286 | 5.269 | 5.269 | 0 | 0 | 4.978 | 0 | 1 | 0 | 270 | 0 | 0 |
| Péruwelz | 16.800 | 16.732 | 16.707 | 14 | 0 | 14.862 | 0 | 16 | 1 | 1.615 | 7 | 0 |
| Rumes | 5.005 | 5.001 | 4.999 | 4 | 0 | 4.714 | 0 | 0 | 0 | 268 | 1 | 0 |
| Tournai | 67.341 | 66.991 | 66.884 | 23 | 1 | 63.029 | 1 | 45 | 0 | 3.460 | 25 | 2 |
| Prov. de Liège | 1.029.605 | 1.013.965 | 1.006.158 | 13.546 | 94 | 925.452 | 42 | 7.043 | 40 | 7.927 | 1.496 | 40 |
| Arr. de Huy | 102.709 | 102.255 | 101.928 | 68 | 2 | 98.857 | 4 | 228 | 3 | 739 | 21 | 3 |
| Amay | 13.105 | 13.037 | 13.003 | 13 | 0 | 12.588 | 0 | 45 | 0 | 80 | 8 | 1 |
| Anthisnes | 3.981 | 3.972 | 3.970 | 0 | 0 | 3.863 | 0 | 6 | 0 | 27 | 0 | 0 |
| Burdinne | 2.775 | 2.753 | 2.746 | 2 | 0 | 2.694 | 0 | 2 | 0 | 24 | 0 | 0 |
| Clavier | 4.158 | 4.141 | 4.139 | 1 | 0 | 4.024 | 0 | 4 | 0 | 32 | 0 | 0 |
| Engis | 5.628 | 5.608 | 5.586 | 6 | 1 | 5.234 | 0 | 59 | 0 | 47 | 4 | 0 |
| Ferrières | 4.396 | 4.387 | 4.378 | 1 | 0 | 4.290 | 0 | 2 | 0 | 12 | 0 | 1 |
| Hamoir | 3.555 | 3.548 | 3.542 | 6 | 0 | 3.469 | 0 | 7 | 2 | 21 | 0 | 0 |
| Héron | 4.344 | 4.335 | 4.328 | 4 | 0 | 4.238 | 1 | 4 | 0 | 18 | 3 | 0 |
| Huy | 19.758 | 19.535 | 19.363 | 6 | 0 | 18.754 | 2 | 31 | 1 | 227 | 1 | 1 |
| Marchin | 5.090 | 5.082 | 5.077 | 0 | 0 | 4.831 | 0 | 9 | 0 | 45 | 0 | 0 |
| Modave | 3.713 | 3.705 | 3.701 | 1 | 0 | 3.581 | 0 | 7 | 0 | 20 | 0 | 0 |
| Nandrin | 5.492 | 5.484 | 5.477 | 5 | 1 | 5.301 | 1 | 9 | 0 | 18 | 2 | 0 |
| Ouffet | 2.515 | 2.512 | 2.510 | 1 | 0 | 2.465 | 0 | 5 | 0 | 15 | 1 | 0 |
| Tinlot | 2.265 | 2.260 | 2.258 | 1 | 0 | 2.199 | 0 | 1 | 0 | 15 | 0 | 0 |
| Verlaine | 3.484 | 3.477 | 3.475 | 2 | 0 | 3.390 | 0 | 8 | 0 | 13 | 0 | 0 |
| Villers-Le-Bouillet | 5.927 | 5.918 | 5.906 | 6 | 0 | 5.762 | 0 | 15 | 0 | 46 | 0 | 0 |
| Wanze | 12.523 | 12.501 | 12.469 | 13 | 0 | 12.174 | 0 | 14 | 0 | 79 | 2 | 0 |
| Arr. de Liège | 587.033 | 574.970 | 569.532 | 669 | 29 | 514.191 | 19 | 5.446 | 21 | 5.557 | 1.008 | 26 |
| Ans | 27.397 | 27.032 | 26.914 | 23 | 2 | 24.274 | 0 | 282 | 0 | 180 | 23 | 2 |
| Awans | 8.601 | 8.576 | 8.563 | 6 | 1 | 8.222 | 0 | 28 | 0 | 35 | 8 | 0 |
| Aywaille | 10.565 | 10.517 | 10.494 | 8 | 0 | 10.321 | 0 | 9 | 0 | 48 | 1 | 1 |
| Bassenge | 8.190 | 8.173 | 8.138 | 12 | 0 | 7.682 | 0 | 28 | 0 | 62 | 2 | 0 |
| Beyne-Heusay | 11.734 | 11.598 | 11.527 | 14 | 0 | 10.405 | 1 | 117 | 1 | 61 | 14 | 0 |
| Blégny | 12.657 | 12.605 | 12.546 | 9 | 0 | 12.097 | 0 | 75 | 0 | 63 | 21 | 0 |
| Chaufontaine | 20.807 | 20.687 | 20.622 | 23 | 4 | 19.897 | 0 | 84 | 0 | 194 | 17 | 1 |
| Comblain-au-Pont | 5.278 | 5.257 | 5.250 | 4 | 2 | 4.996 | 0 | 10 | 0 | 23 | 2 | 0 |
| Dalhem | 6.324 | 6.314 | 6.299 | 18 | 0 | 5.945 | 0 | 14 | 0 | 29 | 4 | 1 |
| Esneux | 13.184 | 13.146 | 13.121 | 15 | 1 | 12.650 | 0 | 31 | 0 | 205 | 1 | 0 |
| Flémalle | 25.259 | 25.124 | 25.025 | 23 | 0 | 23.088 | 0 | 145 | 0 | 184 | 11 | 0 |
| Fléron | 15.899 | 15.772 | 15.604 | 12 | 0 | 14.334 | 0 | 124 | 0 | 106 | 22 | 0 |
| Grâce-Hollogne | 21.812 | 21.658 | 21.567 | 26 | 0 | 18.041 | 0 | 203 | 0 | 126 | 30 | 0 |
| Herstal | 36.549 | 36.059 | 35.605 | 43 | 1 | 29.883 | 2 | 700 | 0 | 247 | 138 | 0 |
| Juprelle | 8.273 | 8.246 | 8.219 | 8 | 3 | 7.860 | 0 | 27 | 0 | 50 | 3 | 0 |
| Liège | 185.488 | 176.535 | 173.765 | 271 | 9 | 155.673 | 9 | 2.394 | 18 | 2.803 | 476 | 17 |
| Neupré | 9.780 | 9.742 | 9.725 | 9 | 0 | 9.297 | 0 | 29 | 0 | 85 | 3 | 0 |
| Oupeye | 23.581 | 23.456 | 23.377 | 25 | 1 | 22.032 | 4 | 151 | 0 | 143 | 20 | 0 |
| Saint-Nicolas | 22.715 | 22.464 | 22.115 | 23 | 0 | 17.113 | 0 | 206 | 0 | 103 | 56 | 0 |
| Seraing | 60.579 | 59.948 | 59.415 | 43 | 0 | 51.589 | 0 | 395 | 1 | 447 | 76 | 1 |
| Soumagne | 15.061 | 14.999 | 14.943 | 14 | 2 | 14.063 | 0 | 81 | 0 | 87 | 15 | 1 |
| Sprimont | 12.772 | 12.739 | 12.733 | 11 | 2 | 12.327 | 0 | 25 | 0 | 71 | 5 | 2 |
| Trooz | 7.652 | 7.606 | 7.575 | 13 | 0 | 7.102 | 0 | 187 | 1 | 42 | 0 | 0 |
| Visé | 16.876 | 16.717 | 16.390 | 16 | 1 | 15.300 | 3 | 101 | 0 | 163 | 60 | 0 |
| Arr. de Verviers | 269.366 | 266.510 | 264.580 | 12.758 | 63 | 243.760 | 19 | 1.239 | 13 | 1.247 | 452 | 10 |
| Aubel | 4.060 | 4.047 | 4.045 | 17 | 2 | 3.893 | 1 | 5 | 0 | 19 | 0 | 0 |
| Baelen | 3.921 | 3.904 | 3.895 | 175 | 4 | 3.612 | 0 | 12 | 0 | 13 | 3 | 0 |
| Dison | 13.911 | 13.631 | 13.411 | 27 | 0 | 12.742 | 0 | 97 | 0 | 70 | 89 | 0 |

Europe (suite)

Europe des 15 (suite)

| IT | LU | NL | PT | GB | SE | BA | PL | RO | RU | CH | TR | YU | Autres pays | |
|--------|-----|-------|-------|-----|----|-----|-----|-----|-----|-----|-------|-----|-------------|-------------------------|
| 13 | 0 | 2 | 5 | 0 | 0 | 0 | 1 | 0 | 0 | 3 | 0 | 0 | 0 | Brunehaut |
| 12 | 2 | 3 | 1 | 2 | 0 | 0 | 0 | 3 | 1 | 0 | 1 | 0 | 0 | Celles |
| 42 | 2 | 3 | 8 | 0 | 0 | 0 | 0 | 0 | 3 | 3 | 0 | 0 | 2 | Estaimpuis |
| 61 | 0 | 1 | 3 | 6 | 0 | 0 | 3 | 2 | 0 | 0 | 4 | 0 | 1 | Leuze-en-Hainaut |
| 9 | 0 | 4 | 1 | 0 | 0 | 0 | 0 | 0 | 0 | 1 | 0 | 0 | 0 | Mont-de-l'Enclus |
| 16 | 0 | 1 | 2 | 1 | 0 | 0 | 0 | 0 | 0 | 0 | 0 | 0 | 0 | Pecq |
| 175 | 2 | 3 | 7 | 5 | 0 | 0 | 7 | 1 | 0 | 3 | 3 | 0 | 11 | Péruwelz |
| 11 | 0 | 1 | 0 | 0 | 0 | 0 | 0 | 0 | 0 | 0 | 1 | 0 | 1 | Rumes |
| 213 | 3 | 23 | 26 | 27 | 6 | 0 | 12 | 15 | 10 | 16 | 22 | 4 | 28 | Tournai |
| 44.025 | 571 | 4.086 | 1.216 | 517 | 63 | 243 | 809 | 576 | 230 | 129 | 3.787 | 955 | 1.078 | Prov. de Liège |
| 1.635 | 47 | 171 | 89 | 58 | 3 | 1 | 50 | 28 | 13 | 6 | 7 | 167 | 55 | Arr. de Huy |
| 247 | 2 | 9 | 6 | 4 | 0 | 0 | 25 | 3 | 0 | 0 | 0 | 0 | 6 | Amay |
| 37 | 4 | 7 | 23 | 1 | 2 | 0 | 1 | 1 | 0 | 0 | 0 | 0 | 0 | Anthisnes |
| 16 | 0 | 2 | 1 | 5 | 0 | 0 | 3 | 0 | 2 | 0 | 0 | 0 | 2 | Burdinne |
| 33 | 11 | 10 | 17 | 7 | 0 | 1 | 0 | 0 | 1 | 0 | 0 | 0 | 0 | Clavier |
| 219 | 2 | 8 | 5 | 1 | 0 | 0 | 0 | 1 | 0 | 0 | 1 | 18 | 2 | Engis |
| 9 | 1 | 48 | 10 | 4 | 0 | 0 | 3 | 1 | 2 | 0 | 0 | 0 | 3 | Ferrières |
| 20 | 0 | 13 | 4 | 0 | 0 | 0 | 0 | 0 | 0 | 0 | 0 | 5 | 1 | Hamoir |
| 53 | 1 | 3 | 0 | 3 | 0 | 0 | 0 | 1 | 0 | 3 | 2 | 0 | 1 | Héron |
| 284 | 8 | 30 | 4 | 13 | 1 | 0 | 5 | 16 | 3 | 0 | 2 | 125 | 21 | Huy |
| 182 | 0 | 6 | 2 | 2 | 0 | 0 | 1 | 1 | 0 | 0 | 0 | 1 | 2 | Marchin |
| 76 | 1 | 4 | 9 | 2 | 0 | 0 | 2 | 0 | 0 | 2 | 0 | 0 | 0 | Modave |
| 123 | 2 | 8 | 3 | 4 | 0 | 0 | 1 | 1 | 3 | 0 | 0 | 0 | 2 | Nandrin |
| 14 | 3 | 4 | 0 | 2 | 0 | 0 | 1 | 0 | 0 | 1 | 0 | 0 | 0 | Ouffet |
| 28 | 3 | 3 | 5 | 3 | 0 | 0 | 0 | 0 | 0 | 0 | 1 | 0 | 1 | Tinlot |
| 60 | 1 | 0 | 0 | 1 | 0 | 0 | 1 | 0 | 0 | 0 | 0 | 0 | 1 | Verlaine |
| 73 | 1 | 2 | 0 | 1 | 0 | 0 | 4 | 0 | 2 | 0 | 1 | 1 | 4 | Villers-Le-Bouillet |
| 161 | 7 | 14 | 0 | 5 | 0 | 0 | 3 | 3 | 0 | 0 | 0 | 17 | 9 | Wanze |
| 39.418 | 233 | 1.750 | 907 | 221 | 37 | 136 | 612 | 410 | 130 | 55 | 2.847 | 524 | 724 | Arr. de Liège |
| 2.075 | 3 | 23 | 21 | 6 | 0 | 8 | 21 | 4 | 8 | 0 | 39 | 17 | 21 | Ans |
| 254 | 0 | 5 | 2 | 2 | 0 | 0 | 3 | 3 | 2 | 0 | 2 | 1 | 2 | Awans |
| 51 | 2 | 28 | 22 | 3 | 0 | 0 | 7 | 3 | 1 | 1 | 3 | 0 | 8 | Aywaille |
| 70 | 4 | 274 | 2 | 2 | 0 | 0 | 2 | 2 | 1 | 0 | 27 | 0 | 3 | Bassenge |
| 867 | 5 | 17 | 22 | 2 | 1 | 1 | 7 | 6 | 0 | 2 | 40 | 4 | 11 | Beyne-Heusay |
| 221 | 0 | 48 | 10 | 2 | 0 | 0 | 7 | 0 | 1 | 0 | 42 | 1 | 8 | Blégny |
| 307 | 21 | 39 | 14 | 20 | 1 | 0 | 13 | 31 | 4 | 5 | 0 | 4 | 8 | Chaufontaine |
| 84 | 0 | 5 | 124 | 0 | 0 | 0 | 3 | 0 | 0 | 1 | 0 | 1 | 2 | Comblain-au-Pont |
| 46 | 5 | 227 | 7 | 3 | 0 | 0 | 1 | 3 | 3 | 0 | 8 | 0 | 0 | Dalhem |
| 142 | 13 | 23 | 24 | 15 | 1 | 0 | 4 | 2 | 0 | 4 | 0 | 6 | 9 | Esneux |
| 1.521 | 11 | 36 | 1 | 5 | 0 | 7 | 45 | 2 | 0 | 1 | 13 | 13 | 18 | Flémalle |
| 960 | 6 | 13 | 24 | 3 | 0 | 4 | 29 | 1 | 0 | 0 | 111 | 6 | 17 | Fléron |
| 3.071 | 6 | 52 | 8 | 4 | 0 | 1 | 24 | 4 | 4 | 0 | 46 | 5 | 7 | Grâce-Hollogne |
| 4.449 | 10 | 58 | 68 | 5 | 1 | 10 | 49 | 15 | 13 | 5 | 253 | 44 | 65 | Herstal |
| 256 | 2 | 8 | 2 | 0 | 0 | 0 | 7 | 1 | 1 | 0 | 15 | 1 | 2 | Juprelle |
| 11.237 | 80 | 335 | 315 | 97 | 31 | 94 | 228 | 254 | 70 | 26 | 1.348 | 364 | 386 | Liège |
| 267 | 4 | 21 | 2 | 8 | 0 | 0 | 8 | 0 | 1 | 4 | 1 | 2 | 1 | Neupré |
| 863 | 8 | 110 | 14 | 5 | 1 | 0 | 12 | 14 | 0 | 3 | 35 | 2 | 13 | Oupeye |
| 4.568 | 2 | 28 | 14 | 2 | 0 | 1 | 37 | 16 | 4 | 0 | 268 | 10 | 13 | Saint-Nicolas |
| 6.734 | 38 | 53 | 20 | 17 | 1 | 7 | 47 | 38 | 9 | 1 | 294 | 37 | 100 | Seraing |
| 566 | 2 | 45 | 65 | 2 | 0 | 0 | 21 | 2 | 2 | 1 | 24 | 0 | 6 | Soumagne |
| 137 | 7 | 36 | 100 | 10 | 0 | 0 | 2 | 0 | 0 | 1 | 1 | 0 | 2 | Sprimont |
| 203 | 4 | 18 | 5 | 0 | 0 | 0 | 8 | 3 | 1 | 0 | 2 | 5 | 12 | Trooz |
| 469 | 0 | 248 | 21 | 8 | 0 | 3 | 27 | 6 | 5 | 0 | 275 | 1 | 10 | Visé |
| 2.261 | 271 | 2.100 | 171 | 196 | 20 | 106 | 128 | 120 | 76 | 58 | 927 | 247 | 268 | Arr. de Verviers |
| 16 | 2 | 76 | 2 | 11 | 1 | 0 | 0 | 0 | 0 | 1 | 0 | 0 | 1 | Aubel |
| 23 | 2 | 49 | 1 | 1 | 0 | 0 | 3 | 1 | 4 | 0 | 1 | 0 | 0 | Baelen |
| 365 | 2 | 13 | 4 | 2 | 0 | 1 | 0 | 9 | 0 | 0 | 179 | 21 | 10 | Dison |

Population au 1.1.2004

Population totale selon les principales nationalités par commune (suite)

| | Asie | | | | | | | | | Amérique | | | | |
|-------------------------|--------------|------------|-----------|-----------|------------|------------|-----------|------------|-------------|------------|------------|------------|------------|-------------|
| | Total | IN | JP | PH | CN | TH | IL | PK | Autres pays | Total | CA | US | BR | Autres pays |
| Brunehaut | 13 | 8 | 0 | 0 | 0 | 2 | 0 | 0 | 3 | 0 | 0 | 0 | 0 | 0 |
| Celles | 3 | 0 | 0 | 0 | 0 | 0 | 0 | 0 | 3 | 0 | 0 | 0 | 0 | 0 |
| Estaimpuis | 3 | 0 | 0 | 0 | 2 | 1 | 0 | 0 | 0 | 5 | 4 | 0 | 1 | 0 |
| Leuze-en-Hainaut | 5 | 0 | 0 | 0 | 1 | 2 | 0 | 0 | 2 | 8 | 0 | 1 | 0 | 7 |
| Mont-de-l'Enclus | 3 | 0 | 0 | 0 | 0 | 1 | 0 | 0 | 2 | 1 | 0 | 0 | 1 | 0 |
| Pecq | 6 | 0 | 0 | 0 | 0 | 0 | 0 | 0 | 6 | 2 | 0 | 0 | 0 | 2 |
| Péruwelz | 12 | 6 | 0 | 1 | 2 | 1 | 0 | 0 | 2 | 13 | 1 | 1 | 4 | 7 |
| Rumes | 0 | 0 | 0 | 0 | 0 | 0 | 0 | 0 | 0 | 0 | 0 | 0 | 0 | 0 |
| Tournai | 58 | 10 | 1 | 0 | 19 | 5 | 0 | 2 | 21 | 38 | 6 | 7 | 3 | 22 |
| Prov. de Liège | 2.067 | 243 | 54 | 35 | 562 | 122 | 32 | 225 | 794 | 933 | 181 | 277 | 161 | 314 |
| Arr. de Huy | 72 | 1 | 0 | 3 | 35 | 13 | 0 | 2 | 18 | 51 | 7 | 16 | 11 | 17 |
| Amay | 21 | 0 | 0 | 0 | 18 | 3 | 0 | 0 | 0 | 9 | 0 | 3 | 6 | 0 |
| Anthisnes | 0 | 0 | 0 | 0 | 0 | 0 | 0 | 0 | 0 | 4 | 1 | 3 | 0 | 0 |
| Burdinne | 1 | 0 | 0 | 0 | 0 | 0 | 0 | 0 | 1 | 1 | 0 | 1 | 0 | 0 |
| Clavier | 7 | 0 | 0 | 0 | 0 | 0 | 0 | 0 | 7 | 4 | 0 | 3 | 1 | 0 |
| Engis | 3 | 0 | 0 | 0 | 0 | 3 | 0 | 0 | 0 | 2 | 0 | 0 | 0 | 2 |
| Ferrières | 4 | 0 | 0 | 1 | 0 | 0 | 0 | 0 | 3 | 2 | 0 | 0 | 0 | 2 |
| Hamoir | 0 | 0 | 0 | 0 | 0 | 0 | 0 | 0 | 0 | 2 | 0 | 0 | 0 | 2 |
| Héron | 0 | 0 | 0 | 0 | 0 | 0 | 0 | 0 | 0 | 3 | 0 | 0 | 1 | 2 |
| Huy | 28 | 0 | 0 | 0 | 17 | 4 | 0 | 2 | 5 | 11 | 1 | 2 | 2 | 6 |
| Marchin | 1 | 0 | 0 | 0 | 0 | 0 | 0 | 0 | 1 | 4 | 2 | 2 | 0 | 0 |
| Modave | 3 | 0 | 0 | 1 | 0 | 2 | 0 | 0 | 0 | 2 | 1 | 1 | 0 | 0 |
| Nandrin | 1 | 0 | 0 | 1 | 0 | 0 | 0 | 0 | 0 | 0 | 0 | 0 | 0 | 0 |
| Ouffet | 2 | 0 | 0 | 0 | 0 | 1 | 0 | 0 | 1 | 0 | 0 | 0 | 0 | 0 |
| Tinlot | 0 | 0 | 0 | 0 | 0 | 0 | 0 | 0 | 0 | 0 | 0 | 0 | 0 | 0 |
| Verlaine | 0 | 0 | 0 | 0 | 0 | 0 | 0 | 0 | 0 | 3 | 0 | 0 | 1 | 2 |
| Villers-Le-Bouillet | 1 | 1 | 0 | 0 | 0 | 0 | 0 | 0 | 0 | 2 | 0 | 1 | 0 | 1 |
| Zanze | 0 | 0 | 0 | 0 | 0 | 0 | 0 | 0 | 0 | 2 | 2 | 0 | 0 | 0 |
| Arr. de Liège | 1.533 | 206 | 44 | 16 | 454 | 64 | 30 | 151 | 568 | 663 | 139 | 179 | 120 | 225 |
| Ans | 25 | 1 | 1 | 0 | 12 | 1 | 0 | 0 | 10 | 11 | 2 | 3 | 0 | 6 |
| Awans | 6 | 0 | 0 | 0 | 3 | 0 | 0 | 0 | 3 | 7 | 1 | 2 | 0 | 4 |
| Aywaille | 11 | 0 | 0 | 0 | 5 | 1 | 0 | 0 | 5 | 15 | 1 | 2 | 11 | 1 |
| Bassenge | 0 | 0 | 0 | 0 | 0 | 0 | 0 | 0 | 0 | 3 | 0 | 1 | 0 | 2 |
| Beyne-Heusay | 4 | 0 | 0 | 0 | 1 | 1 | 0 | 0 | 2 | 11 | 7 | 3 | 1 | 0 |
| Blégny | 12 | 0 | 0 | 0 | 0 | 0 | 0 | 0 | 12 | 16 | 3 | 4 | 6 | 3 |
| Chaufontaine | 34 | 1 | 2 | 2 | 13 | 0 | 0 | 2 | 14 | 27 | 6 | 11 | 3 | 7 |
| Comblain-au-Pont | 12 | 0 | 1 | 0 | 0 | 0 | 0 | 0 | 11 | 0 | 0 | 0 | 0 | 0 |
| Dalhem | 0 | 0 | 0 | 0 | 0 | 0 | 0 | 0 | 0 | 6 | 1 | 4 | 1 | 0 |
| Esneux | 2 | 0 | 0 | 0 | 1 | 0 | 0 | 0 | 1 | 17 | 2 | 6 | 1 | 8 |
| Flémalle | 17 | 0 | 0 | 0 | 0 | 4 | 0 | 6 | 7 | 19 | 8 | 2 | 5 | 4 |
| Fléron | 23 | 0 | 1 | 0 | 3 | 6 | 1 | 1 | 11 | 5 | 0 | 4 | 0 | 1 |
| Grâce-Hollogne | 8 | 0 | 0 | 0 | 2 | 0 | 0 | 3 | 3 | 9 | 1 | 5 | 2 | 1 |
| Herstal | 47 | 2 | 0 | 0 | 10 | 0 | 1 | 11 | 23 | 12 | 5 | 2 | 1 | 4 |
| Juprelle | 6 | 0 | 0 | 0 | 0 | 0 | 0 | 0 | 6 | 4 | 1 | 2 | 1 | 0 |
| Liège | 1.156 | 189 | 32 | 13 | 347 | 44 | 28 | 104 | 399 | 374 | 74 | 81 | 67 | 152 |
| Neupré | 11 | 0 | 2 | 0 | 2 | 0 | 0 | 0 | 7 | 12 | 3 | 8 | 1 | 0 |
| Oupeye | 10 | 0 | 0 | 0 | 7 | 0 | 0 | 1 | 2 | 24 | 0 | 12 | 4 | 8 |
| Saint-Nicolas | 28 | 1 | 1 | 0 | 6 | 0 | 0 | 3 | 17 | 11 | 2 | 1 | 3 | 5 |
| Seraing | 81 | 11 | 0 | 1 | 24 | 5 | 0 | 19 | 21 | 23 | 8 | 5 | 5 | 5 |
| Soumagne | 16 | 0 | 2 | 0 | 9 | 1 | 0 | 1 | 3 | 21 | 8 | 7 | 2 | 4 |
| Sprimont | 6 | 0 | 1 | 0 | 0 | 1 | 0 | 0 | 4 | 6 | 0 | 2 | 2 | 2 |
| Trooz | 1 | 0 | 0 | 0 | 0 | 0 | 0 | 0 | 1 | 9 | 0 | 4 | 1 | 4 |
| Visé | 17 | 1 | 1 | 0 | 9 | 0 | 0 | 0 | 6 | 21 | 6 | 8 | 3 | 4 |
| Arr. de Verviers | 393 | 23 | 8 | 16 | 54 | 41 | 1 | 68 | 182 | 182 | 28 | 72 | 21 | 61 |
| Aubel | 5 | 0 | 0 | 0 | 5 | 0 | 0 | 0 | 0 | 3 | 0 | 2 | 1 | 0 |
| Baelen | 9 | 1 | 0 | 0 | 1 | 1 | 0 | 6 | 0 | 3 | 1 | 1 | 0 | 1 |
| Dison | 7 | 1 | 1 | 0 | 0 | 3 | 0 | 0 | 2 | 9 | 2 | 4 | 0 | 3 |

Afrique

| Total | CM | CD | DZ | MA | TN | Autres pays | Océanie | |
|--------|-----|-------|-----|-------|-----|-------------|---------|-------------------------|
| 5 | 0 | 3 | 1 | 0 | 0 | 1 | 0 | Brunehaut |
| 1 | 0 | 0 | 1 | 0 | 0 | 0 | 0 | Celles |
| 2 | 0 | 0 | 0 | 1 | 0 | 1 | 0 | Estaimpuis |
| 23 | 2 | 2 | 3 | 4 | 3 | 9 | 2 | Leuze-en-Hainaut |
| 2 | 0 | 0 | 0 | 1 | 0 | 1 | 0 | Mont-de-l'Enclus |
| 7 | 1 | 0 | 0 | 3 | 1 | 2 | 0 | Pecq |
| 43 | 0 | 8 | 16 | 13 | 0 | 6 | 0 | Péruwelz |
| 4 | 0 | 0 | 3 | 0 | 0 | 1 | 0 | Rumes |
| 236 | 8 | 23 | 35 | 118 | 14 | 38 | 5 | Tournai |
| 11.101 | 263 | 1.793 | 659 | 6.093 | 430 | 1.863 | 34 | Prov. de Liège |
| 262 | 9 | 61 | 20 | 65 | 18 | 89 | 3 | Arr. de Huy |
| 27 | 0 | 3 | 0 | 5 | 3 | 16 | 1 | Amay |
| 3 | 1 | 0 | 0 | 1 | 0 | 1 | 0 | Anthistes |
| 14 | 0 | 0 | 0 | 8 | 2 | 4 | 0 | Burdinne |
| 6 | 0 | 0 | 1 | 2 | 0 | 3 | 0 | Clavier |
| 11 | 0 | 1 | 0 | 6 | 1 | 3 | 0 | Engis |
| 3 | 0 | 0 | 0 | 2 | 0 | 1 | 0 | Ferrières |
| 0 | 0 | 0 | 0 | 0 | 0 | 0 | 0 | Hamoir |
| 5 | 0 | 1 | 4 | 0 | 0 | 0 | 0 | Héron |
| 154 | 5 | 54 | 12 | 26 | 10 | 47 | 1 | Huy |
| 3 | 0 | 0 | 0 | 1 | 1 | 1 | 0 | Marchin |
| 3 | 0 | 1 | 0 | 1 | 0 | 1 | 0 | Modave |
| 5 | 0 | 0 | 0 | 2 | 0 | 3 | 0 | Nandrin |
| 1 | 0 | 0 | 0 | 1 | 0 | 0 | 0 | Ouffet |
| 5 | 2 | 0 | 0 | 1 | 0 | 2 | 0 | Tinlot |
| 3 | 0 | 0 | 0 | 2 | 0 | 1 | 0 | Verlaine |
| 4 | 0 | 1 | 1 | 2 | 0 | 0 | 1 | Villers-Le-Bouillet |
| 15 | 1 | 0 | 2 | 5 | 1 | 6 | 0 | Wanze |
| 8.789 | 238 | 1.485 | 567 | 4.806 | 346 | 1.347 | 12 | Arr. de Liège |
| 276 | 8 | 25 | 3 | 198 | 16 | 26 | 1 | Ans |
| 10 | 0 | 2 | 1 | 5 | 0 | 2 | 0 | Awans |
| 13 | 0 | 2 | 0 | 4 | 0 | 7 | 0 | Aywaille |
| 9 | 0 | 0 | 1 | 5 | 0 | 3 | 0 | Bassenge |
| 111 | 0 | 6 | 4 | 93 | 0 | 8 | 0 | Beyne-Heusay |
| 20 | 1 | 2 | 0 | 12 | 1 | 4 | 1 | Blégny |
| 46 | 0 | 11 | 9 | 17 | 1 | 8 | 0 | Chaufontaine |
| 9 | 0 | 0 | 5 | 3 | 0 | 1 | 0 | Comblain-au-Pont |
| 4 | 0 | 0 | 0 | 2 | 1 | 1 | 0 | Dalhem |
| 16 | 1 | 3 | 0 | 8 | 1 | 3 | 0 | Esneux |
| 82 | 1 | 12 | 5 | 42 | 6 | 16 | 0 | Flémalle |
| 86 | 2 | 3 | 9 | 61 | 6 | 5 | 0 | Fléron |
| 113 | 1 | 9 | 9 | 79 | 5 | 10 | 0 | Grâce-Hollogne |
| 339 | 2 | 94 | 28 | 162 | 15 | 38 | 0 | Herstal |
| 16 | 0 | 3 | 2 | 6 | 0 | 5 | 0 | Juprelle |
| 6.741 | 207 | 1.190 | 415 | 3.588 | 249 | 1.092 | 6 | Liège |
| 11 | 0 | 0 | 1 | 8 | 1 | 1 | 1 | Neupré |
| 74 | 4 | 3 | 5 | 48 | 6 | 8 | 0 | Oupeye |
| 200 | 3 | 12 | 19 | 138 | 9 | 19 | 0 | Saint-Nicolas |
| 441 | 5 | 102 | 45 | 210 | 19 | 60 | 0 | Seraing |
| 19 | 1 | 0 | 0 | 10 | 2 | 6 | 0 | Soumagne |
| 16 | 1 | 4 | 1 | 5 | 0 | 5 | 2 | Sprimont |
| 30 | 1 | 2 | 4 | 13 | 6 | 4 | 0 | Trooz |
| 107 | 0 | 0 | 1 | 89 | 2 | 15 | 1 | Visé |
| 1.918 | 12 | 226 | 61 | 1.175 | 50 | 394 | 19 | Arr. de Verviers |
| 4 | 0 | 0 | 1 | 2 | 0 | 1 | 1 | Aubel |
| 5 | 0 | 1 | 2 | 1 | 0 | 1 | 0 | Baelen |
| 236 | 0 | 8 | 5 | 176 | 6 | 41 | 0 | Dison |

Population au 1.1.2004

Population totale selon les principales nationalités par commune (suite)

| | Europe | | | | | | | | | | | |
|-----------------------------|-----------|---------------|---------|--------|----|---------|----|-----|----|-------|-----|----|
| | Tous pays | Europe des 15 | | | | | | | | | | |
| | | Total | Total | DE | AT | BE | DK | ES | FI | FR | GR | IE |
| Herve | 16.680 | 16.629 | 16.577 | 32 | 0 | 15.927 | 0 | 58 | 0 | 98 | 13 | 0 |
| Jalhay | 7.812 | 7.793 | 7.785 | 26 | 1 | 7.641 | 0 | 11 | 0 | 48 | 1 | 0 |
| Lierneux | 3.331 | 3.315 | 3.314 | 2 | 0 | 3.230 | 0 | 5 | 0 | 16 | 1 | 0 |
| Limbourg | 5.561 | 5.519 | 5.516 | 55 | 1 | 5.328 | 0 | 46 | 0 | 16 | 0 | 0 |
| Malmedy | 11.584 | 11.537 | 11.408 | 74 | 3 | 11.086 | 0 | 10 | 0 | 76 | 0 | 0 |
| Olné | 3.802 | 3.798 | 3.792 | 0 | 1 | 3.672 | 0 | 15 | 0 | 18 | 2 | 0 |
| Pepinster | 9.439 | 9.419 | 9.399 | 28 | 1 | 9.197 | 0 | 30 | 1 | 46 | 6 | 0 |
| Plombières | 9.517 | 9.477 | 9.451 | 1.309 | 3 | 7.362 | 0 | 12 | 1 | 38 | 0 | 4 |
| Spa | 10.491 | 10.435 | 10.390 | 36 | 0 | 10.075 | 4 | 54 | 1 | 78 | 3 | 0 |
| Stavelot | 6.648 | 6.632 | 6.619 | 21 | 1 | 6.464 | 0 | 23 | 0 | 48 | 0 | 0 |
| Stoumont | 2.957 | 2.951 | 2.947 | 1 | 0 | 2.861 | 0 | 3 | 0 | 21 | 0 | 0 |
| Theux | 11.548 | 11.506 | 11.497 | 30 | 1 | 11.269 | 0 | 50 | 0 | 54 | 2 | 0 |
| Thimister-Clermont | 5.288 | 5.281 | 5.274 | 48 | 0 | 5.136 | 0 | 5 | 0 | 21 | 1 | 0 |
| Trois-Ponts | 2.422 | 2.418 | 2.418 | 9 | 0 | 2.337 | 0 | 3 | 0 | 24 | 0 | 0 |
| Verviers | 52.804 | 51.033 | 50.199 | 78 | 3 | 47.974 | 1 | 546 | 1 | 330 | 299 | 4 |
| Waimes | 6.636 | 6.615 | 6.586 | 83 | 2 | 6.413 | 0 | 5 | 0 | 20 | 1 | 0 |
| Welkenraedt | 9.055 | 9.000 | 8.989 | 278 | 1 | 8.493 | 4 | 52 | 2 | 42 | 3 | 1 |
| Dont C. germanophone | 71.899 | 71.570 | 71.068 | 10.429 | 39 | 59.048 | 9 | 197 | 7 | 151 | 28 | 1 |
| Amblève | 5.244 | 5.240 | 5.228 | 96 | 2 | 5.059 | 1 | 1 | 0 | 9 | 0 | 0 |
| Bullange | 5.364 | 5.359 | 5.334 | 256 | 1 | 5.031 | 3 | 0 | 5 | 3 | 0 | 0 |
| Burg-Reuland | 3.854 | 3.852 | 3.845 | 66 | 2 | 3.583 | 0 | 1 | 0 | 3 | 0 | 0 |
| Butgenbach | 5.543 | 5.538 | 5.517 | 171 | 3 | 5.314 | 0 | 0 | 0 | 2 | 0 | 0 |
| Eupen | 17.788 | 17.612 | 17.409 | 1.290 | 13 | 15.701 | 2 | 141 | 0 | 47 | 11 | 1 |
| La Calamine | 10.144 | 10.076 | 10.007 | 2.978 | 5 | 6.787 | 1 | 12 | 2 | 30 | 5 | 0 |
| Lontzen | 5.019 | 5.003 | 4.980 | 929 | 1 | 3.888 | 0 | 30 | 0 | 30 | 3 | 0 |
| Raeren | 9.853 | 9.821 | 9.743 | 4.421 | 9 | 5.052 | 1 | 12 | 0 | 12 | 7 | 0 |
| Saint-Vith | 9.090 | 9.069 | 9.005 | 222 | 3 | 8.633 | 1 | 0 | 0 | 15 | 2 | 0 |
| Arr. de Waremme | 70.497 | 70.230 | 70.118 | 51 | 0 | 68.644 | 0 | 130 | 3 | 384 | 15 | 1 |
| Berloz | 2.730 | 2.728 | 2.726 | 2 | 0 | 2.693 | 0 | 2 | 0 | 9 | 0 | 0 |
| Braives | 5.518 | 5.509 | 5.501 | 5 | 0 | 5.409 | 0 | 8 | 0 | 29 | 2 | 0 |
| Crisnée | 2.681 | 2.675 | 2.672 | 2 | 0 | 2.608 | 0 | 10 | 0 | 7 | 0 | 0 |
| Donceel | 2.794 | 2.792 | 2.789 | 1 | 0 | 2.698 | 0 | 6 | 0 | 20 | 0 | 0 |
| Faimés | 3.319 | 3.306 | 3.300 | 0 | 0 | 3.243 | 0 | 7 | 0 | 23 | 0 | 0 |
| Fexhe-le-Haut-Clocher | 3.031 | 3.023 | 3.019 | 5 | 0 | 2.919 | 0 | 10 | 1 | 14 | 1 | 0 |
| Geer | 2.711 | 2.704 | 2.704 | 1 | 0 | 2.667 | 0 | 3 | 0 | 15 | 1 | 0 |
| Hannut | 13.831 | 13.764 | 13.734 | 10 | 0 | 13.499 | 0 | 15 | 0 | 82 | 5 | 0 |
| Lincent | 2.942 | 2.932 | 2.928 | 4 | 0 | 2.880 | 0 | 5 | 0 | 14 | 0 | 0 |
| Oreye | 3.393 | 3.377 | 3.372 | 3 | 0 | 3.308 | 0 | 5 | 0 | 16 | 0 | 0 |
| Remicourt | 4.995 | 4.981 | 4.975 | 2 | 0 | 4.879 | 0 | 7 | 1 | 22 | 2 | 0 |
| Saint-Georges-sur-Meuse | 6.449 | 6.424 | 6.411 | 6 | 0 | 6.088 | 0 | 38 | 0 | 59 | 1 | 1 |
| Waremme | 13.697 | 13.618 | 13.597 | 6 | 0 | 13.390 | 0 | 14 | 1 | 63 | 2 | 0 |
| Wasseiges | 2.406 | 2.397 | 2.390 | 4 | 0 | 2.363 | 0 | 0 | 0 | 11 | 1 | 0 |
| Prov. de Luxembourg | 254.120 | 252.879 | 252.099 | 224 | 5 | 242.230 | 14 | 189 | 5 | 4.968 | 44 | 14 |
| Arr. d'Arlon | 53.648 | 53.213 | 53.036 | 89 | 0 | 48.438 | 9 | 74 | 2 | 2.051 | 21 | 6 |
| Arlon | 25.766 | 25.456 | 25.351 | 43 | 0 | 23.721 | 5 | 30 | 0 | 705 | 18 | 6 |
| Attert | 4.392 | 4.379 | 4.374 | 10 | 0 | 4.211 | 0 | 2 | 1 | 69 | 0 | 0 |
| Aubange | 14.904 | 14.820 | 14.771 | 23 | 0 | 12.714 | 3 | 32 | 1 | 935 | 3 | 0 |
| Martelange | 1.500 | 1.492 | 1.486 | 2 | 0 | 1.380 | 0 | 0 | 0 | 33 | 0 | 0 |
| Messancy | 7.086 | 7.066 | 7.054 | 11 | 0 | 6.412 | 1 | 10 | 0 | 309 | 0 | 0 |
| Arr. de Bastogne | 42.097 | 41.952 | 41.790 | 65 | 1 | 40.834 | 0 | 19 | 0 | 353 | 6 | 2 |
| Bastogne | 14.070 | 13.983 | 13.884 | 24 | 0 | 13.529 | 0 | 5 | 0 | 164 | 4 | 1 |
| Bertogne | 2.822 | 2.822 | 2.820 | 0 | 0 | 2.791 | 0 | 0 | 0 | 18 | 1 | 0 |
| Fauvillers | 1.899 | 1.893 | 1.891 | 0 | 0 | 1.839 | 0 | 2 | 0 | 22 | 0 | 0 |
| Gouvy | 4.691 | 4.682 | 4.660 | 16 | 0 | 4.563 | 0 | 3 | 0 | 19 | 0 | 0 |
| Houffalize | 4.624 | 4.613 | 4.601 | 1 | 0 | 4.468 | 0 | 1 | 0 | 35 | 0 | 0 |
| Sainte-Ode | 2.266 | 2.265 | 2.262 | 0 | 1 | 2.226 | 0 | 1 | 0 | 16 | 0 | 0 |
| Vaux-sur-Sûre | 4.472 | 4.469 | 4.467 | 0 | 0 | 4.404 | 0 | 1 | 0 | 28 | 0 | 0 |

Europe (suite)

Europe des 15 (suite)

| IT | LU | NL | PT | GB | SE | BA | PL | RO | RU | CH | TR | YU | Autres pays | |
|-------|-------|-----|-----|-----|----|----|----|----|----|----|-----|----|-------------|-----------------------------|
| 358 | 1 | 51 | 31 | 7 | 1 | 0 | 5 | 1 | 2 | 0 | 4 | 32 | 8 | Herve |
| 15 | 10 | 23 | 2 | 7 | 0 | 0 | 0 | 1 | 0 | 4 | 0 | 1 | 2 | Jalhay |
| 13 | 2 | 35 | 6 | 4 | 0 | 0 | 0 | 1 | 0 | 0 | 0 | 0 | 0 | Lierneux |
| 39 | 1 | 24 | 3 | 3 | 0 | 0 | 1 | 0 | 0 | 0 | 1 | 0 | 1 | Limbourg |
| 76 | 10 | 64 | 5 | 4 | 0 | 5 | 4 | 3 | 3 | 5 | 96 | 4 | 9 | Malmedy |
| 64 | 2 | 9 | 7 | 2 | 0 | 0 | 3 | 0 | 0 | 1 | 1 | 1 | 0 | Olné |
| 72 | 0 | 7 | 8 | 3 | 0 | 4 | 0 | 4 | 2 | 1 | 8 | 0 | 1 | Pepinster |
| 24 | 3 | 672 | 2 | 20 | 1 | 1 | 8 | 1 | 2 | 3 | 3 | 1 | 7 | Plombières |
| 59 | 4 | 43 | 16 | 16 | 1 | 1 | 3 | 5 | 4 | 3 | 13 | 6 | 10 | Spa |
| 21 | 1 | 35 | 2 | 3 | 0 | 2 | 2 | 3 | 1 | 1 | 1 | 1 | 2 | Stavelot |
| 10 | 3 | 45 | 1 | 2 | 0 | 0 | 0 | 2 | 0 | 1 | 0 | 0 | 1 | Stoumont |
| 51 | 0 | 31 | 4 | 3 | 2 | 0 | 4 | 1 | 0 | 1 | 0 | 0 | 3 | Theux |
| 15 | 0 | 31 | 6 | 9 | 2 | 0 | 2 | 1 | 0 | 0 | 2 | 0 | 2 | Thimister-Clermont |
| 9 | 1 | 24 | 5 | 6 | 0 | 0 | 0 | 0 | 0 | 0 | 0 | 0 | 0 | Trois-Ponts |
| 838 | 18 | 62 | 25 | 16 | 4 | 12 | 12 | 54 | 25 | 6 | 581 | 91 | 53 | Verviers |
| 14 | 0 | 47 | 0 | 1 | 0 | 8 | 6 | 3 | 2 | 0 | 3 | 0 | 7 | Waimes |
| 46 | 5 | 59 | 1 | 2 | 0 | 2 | 2 | 0 | 1 | 0 | 2 | 3 | 1 | Welkenraedt |
| 133 | 204 | 700 | 40 | 74 | 8 | 70 | 73 | 30 | 30 | 31 | 32 | 86 | 150 | Dont C. germanophone |
| 3 | 13 | 37 | 7 | 0 | 0 | 0 | 2 | 2 | 2 | 0 | 0 | 0 | 6 | Ambève |
| 1 | 3 | 31 | 0 | 0 | 0 | 1 | 10 | 1 | 5 | 1 | 1 | 0 | 6 | Bullange |
| 2 | 108 | 60 | 15 | 5 | 0 | 0 | 1 | 1 | 2 | 1 | 0 | 0 | 2 | Burg-Reuland |
| 3 | 2 | 18 | 1 | 3 | 0 | 0 | 14 | 2 | 0 | 1 | 0 | 0 | 4 | Butgenbach |
| 46 | 20 | 125 | 0 | 9 | 3 | 42 | 9 | 2 | 12 | 5 | 12 | 61 | 60 | Eupen |
| 37 | 6 | 126 | 4 | 12 | 2 | 4 | 10 | 2 | 4 | 12 | 9 | 12 | 16 | La Calamine |
| 8 | 11 | 72 | 1 | 6 | 1 | 0 | 2 | 1 | 1 | 0 | 1 | 9 | 9 | Lontzen |
| 24 | 12 | 153 | 3 | 35 | 2 | 22 | 13 | 3 | 4 | 6 | 8 | 3 | 19 | Raeren |
| 9 | 29 | 78 | 9 | 4 | 0 | 1 | 12 | 16 | 0 | 5 | 1 | 1 | 28 | Saint-Vith |
| 711 | 20 | 65 | 49 | 42 | 3 | 0 | 19 | 18 | 11 | 10 | 6 | 17 | 31 | Arr. de Waremme |
| 11 | 0 | 3 | 5 | 0 | 1 | 0 | 0 | 0 | 1 | 0 | 0 | 1 | 0 | Berloz |
| 25 | 3 | 6 | 7 | 7 | 0 | 0 | 1 | 0 | 2 | 1 | 0 | 1 | 3 | Braives |
| 42 | 0 | 3 | 0 | 0 | 0 | 0 | 1 | 0 | 0 | 1 | 0 | 0 | 1 | Crisnée |
| 58 | 2 | 0 | 1 | 3 | 0 | 0 | 0 | 0 | 3 | 0 | 0 | 0 | 0 | Donceel |
| 22 | 1 | 4 | 0 | 0 | 0 | 0 | 0 | 0 | 1 | 0 | 0 | 2 | 3 | Faimes |
| 63 | 0 | 5 | 0 | 1 | 0 | 0 | 1 | 0 | 0 | 2 | 0 | 0 | 1 | Fexhe-le-Haut-Clocher |
| 16 | 0 | 0 | 1 | 0 | 0 | 0 | 0 | 0 | 0 | 0 | 0 | 0 | 0 | Geer |
| 70 | 4 | 18 | 12 | 18 | 1 | 0 | 4 | 15 | 2 | 1 | 0 | 1 | 7 | Hannut |
| 15 | 0 | 2 | 5 | 3 | 0 | 0 | 0 | 0 | 0 | 0 | 2 | 2 | 0 | Lincent |
| 36 | 0 | 2 | 1 | 1 | 0 | 0 | 2 | 0 | 1 | 0 | 0 | 0 | 2 | Oreye |
| 49 | 4 | 3 | 3 | 3 | 0 | 0 | 2 | 1 | 1 | 1 | 0 | 0 | 1 | Remicourt |
| 207 | 3 | 4 | 1 | 3 | 0 | 0 | 5 | 2 | 0 | 1 | 1 | 3 | 1 | Saint-Georges-sur-Meuse |
| 89 | 3 | 12 | 13 | 3 | 1 | 0 | 3 | 0 | 0 | 0 | 2 | 7 | 9 | Waremme |
| 8 | 0 | 3 | 0 | 0 | 0 | 0 | 0 | 0 | 0 | 3 | 1 | 0 | 3 | Wasseiges |
| 1.126 | 1.339 | 837 | 916 | 178 | 10 | 22 | 93 | 70 | 71 | 25 | 224 | 98 | 177 | Prov. de Luxembourg |
| 586 | 952 | 86 | 649 | 71 | 2 | 8 | 23 | 21 | 25 | 4 | 6 | 39 | 51 | Arr. d'Arlon |
| 241 | 266 | 42 | 223 | 50 | 1 | 7 | 15 | 12 | 20 | 1 | 2 | 18 | 30 | Arlon |
| 9 | 49 | 9 | 6 | 7 | 1 | 0 | 0 | 0 | 1 | 0 | 1 | 0 | 3 | Attert |
| 219 | 424 | 14 | 392 | 11 | 0 | 1 | 4 | 4 | 4 | 2 | 3 | 21 | 10 | Aubange |
| 4 | 61 | 3 | 3 | 0 | 0 | 0 | 1 | 0 | 0 | 0 | 0 | 0 | 5 | Martelange |
| 113 | 152 | 18 | 25 | 3 | 0 | 0 | 3 | 5 | 0 | 1 | 0 | 0 | 3 | Messancy |
| 91 | 130 | 216 | 50 | 20 | 3 | 6 | 11 | 13 | 10 | 3 | 62 | 20 | 37 | Arr. de Bastogne |
| 47 | 59 | 14 | 27 | 7 | 3 | 0 | 5 | 5 | 3 | 1 | 61 | 12 | 12 | Bastogne |
| 1 | 2 | 7 | 0 | 0 | 0 | 0 | 0 | 0 | 0 | 0 | 1 | 0 | 1 | Bertogne |
| 2 | 19 | 4 | 0 | 3 | 0 | 0 | 0 | 1 | 0 | 0 | 0 | 0 | 1 | Fauvillers |
| 6 | 15 | 34 | 1 | 3 | 0 | 6 | 1 | 2 | 1 | 0 | 0 | 6 | 6 | Gouvy |
| 8 | 13 | 71 | 3 | 1 | 0 | 0 | 3 | 0 | 1 | 0 | 0 | 1 | 7 | Houffalize |
| 4 | 7 | 7 | 0 | 0 | 0 | 0 | 0 | 0 | 0 | 0 | 0 | 0 | 3 | Sainte-Ode |
| 6 | 10 | 9 | 3 | 6 | 0 | 0 | 0 | 1 | 1 | 0 | 0 | 0 | 0 | Vaux-sur-Sûre |

Population au 1.1.2004

Population totale selon les principales nationalités par commune (suite)

| | Asie | | | | | | | | | Amérique | | | | |
|-----------------------------|------------|-----------|-----------|-----------|-----------|-----------|----------|-----------|-------------|------------|-----------|-----------|-----------|-------------|
| | Total | IN | JP | PH | CN | TH | IL | PK | Autres pays | Total | CA | US | BR | Autres pays |
| Herve | 10 | 0 | 0 | 0 | 2 | 1 | 0 | 6 | 1 | 10 | 0 | 4 | 2 | 4 |
| Jalhay | 2 | 0 | 1 | 0 | 0 | 0 | 0 | 0 | 1 | 8 | 0 | 6 | 0 | 2 |
| Lierneux | 2 | 1 | 0 | 0 | 0 | 0 | 0 | 0 | 1 | 1 | 1 | 0 | 0 | 0 |
| Limbourg | 2 | 0 | 0 | 0 | 0 | 0 | 0 | 1 | 1 | 2 | 0 | 0 | 1 | 1 |
| Malmedy | 11 | 0 | 1 | 0 | 1 | 1 | 0 | 1 | 7 | 9 | 1 | 4 | 1 | 3 |
| Ole | 0 | 0 | 0 | 0 | 0 | 0 | 0 | 0 | 0 | 2 | 1 | 1 | 0 | 0 |
| Pepinster | 7 | 0 | 0 | 1 | 3 | 0 | 0 | 0 | 3 | 4 | 0 | 2 | 2 | 0 |
| Plombières | 6 | 0 | 0 | 0 | 0 | 5 | 0 | 0 | 1 | 14 | 5 | 9 | 0 | 0 |
| Spa | 19 | 0 | 0 | 1 | 9 | 0 | 0 | 0 | 9 | 9 | 1 | 4 | 2 | 2 |
| Stavelot | 3 | 0 | 0 | 0 | 0 | 1 | 0 | 0 | 2 | 6 | 1 | 4 | 0 | 1 |
| Stoumont | 0 | 0 | 0 | 0 | 0 | 0 | 0 | 0 | 0 | 2 | 1 | 0 | 0 | 1 |
| Theux | 16 | 0 | 0 | 0 | 0 | 4 | 0 | 0 | 12 | 4 | 0 | 1 | 0 | 3 |
| Thimister-Clermont | 0 | 0 | 0 | 0 | 0 | 0 | 0 | 0 | 0 | 2 | 0 | 1 | 0 | 1 |
| Trois-Ponts | 3 | 0 | 0 | 0 | 0 | 0 | 0 | 0 | 3 | 1 | 0 | 0 | 0 | 1 |
| Verviers | 161 | 10 | 4 | 2 | 19 | 9 | 0 | 40 | 77 | 41 | 7 | 14 | 6 | 14 |
| Waimes | 2 | 0 | 0 | 0 | 0 | 1 | 0 | 0 | 1 | 7 | 1 | 1 | 0 | 5 |
| Welkenraedt | 16 | 1 | 0 | 0 | 7 | 2 | 0 | 0 | 6 | 11 | 3 | 2 | 1 | 5 |
| Dont C. germanophone | 112 | 9 | 1 | 12 | 7 | 13 | 1 | 14 | 55 | 34 | 3 | 12 | 5 | 14 |
| Amblève | 0 | 0 | 0 | 0 | 0 | 0 | 0 | 0 | 0 | 1 | 0 | 0 | 0 | 1 |
| Bullange | 3 | 0 | 0 | 2 | 1 | 0 | 0 | 0 | 0 | 0 | 0 | 0 | 0 | 0 |
| Burg-Reuland | 1 | 0 | 0 | 1 | 0 | 0 | 0 | 0 | 0 | 0 | 0 | 0 | 0 | 0 |
| Butgenbach | 1 | 0 | 0 | 1 | 0 | 0 | 0 | 0 | 0 | 2 | 0 | 0 | 0 | 2 |
| Eupen | 49 | 2 | 1 | 1 | 3 | 1 | 0 | 10 | 31 | 14 | 2 | 6 | 3 | 3 |
| La Calamine | 25 | 6 | 0 | 0 | 0 | 5 | 0 | 2 | 12 | 4 | 0 | 2 | 0 | 2 |
| Lontzen | 6 | 0 | 0 | 0 | 0 | 1 | 0 | 1 | 4 | 3 | 0 | 2 | 0 | 1 |
| Raeren | 14 | 1 | 0 | 3 | 0 | 3 | 1 | 1 | 5 | 5 | 1 | 2 | 0 | 2 |
| Saint-Vith | 13 | 0 | 0 | 4 | 3 | 3 | 0 | 0 | 3 | 5 | 0 | 0 | 2 | 3 |
| Arr. de Waremme | 69 | 13 | 2 | 0 | 19 | 4 | 1 | 4 | 26 | 37 | 7 | 10 | 9 | 11 |
| Berloz | 0 | 0 | 0 | 0 | 0 | 0 | 0 | 0 | 0 | 0 | 0 | 0 | 0 | 0 |
| Braives | 3 | 0 | 0 | 0 | 1 | 0 | 0 | 0 | 2 | 3 | 1 | 0 | 0 | 2 |
| Crisnée | 1 | 0 | 0 | 0 | 1 | 0 | 0 | 0 | 0 | 2 | 1 | 1 | 0 | 0 |
| Donceel | 0 | 0 | 0 | 0 | 0 | 0 | 0 | 0 | 0 | 0 | 0 | 0 | 0 | 0 |
| Faimes | 0 | 0 | 0 | 0 | 0 | 0 | 0 | 0 | 0 | 0 | 0 | 0 | 0 | 0 |
| Fexhe-le-Haut-Clocher | 0 | 0 | 0 | 0 | 0 | 0 | 0 | 0 | 0 | 0 | 0 | 0 | 0 | 0 |
| Geer | 1 | 0 | 0 | 0 | 0 | 0 | 0 | 0 | 1 | 1 | 0 | 0 | 0 | 1 |
| Hannut | 24 | 3 | 0 | 0 | 6 | 1 | 0 | 1 | 13 | 10 | 0 | 5 | 1 | 4 |
| Lincet | 2 | 0 | 0 | 0 | 0 | 1 | 0 | 0 | 1 | 0 | 0 | 0 | 0 | 0 |
| Oreye | 9 | 6 | 0 | 0 | 0 | 1 | 0 | 0 | 2 | 0 | 0 | 0 | 0 | 0 |
| Remicourt | 3 | 0 | 1 | 0 | 1 | 0 | 0 | 0 | 1 | 8 | 2 | 0 | 6 | 0 |
| Saint-Georges-sur-Meuse | 0 | 0 | 0 | 0 | 0 | 0 | 0 | 0 | 0 | 4 | 0 | 2 | 0 | 2 |
| Waremme | 19 | 4 | 1 | 0 | 10 | 1 | 0 | 2 | 1 | 8 | 2 | 2 | 2 | 2 |
| Wasseiges | 7 | 0 | 0 | 0 | 0 | 0 | 1 | 1 | 5 | 1 | 1 | 0 | 0 | 0 |
| Prov. de Luxembourg | 232 | 5 | 11 | 12 | 50 | 31 | 0 | 3 | 120 | 224 | 33 | 59 | 39 | 93 |
| Arr. d'Arlon | 54 | 1 | 4 | 6 | 16 | 10 | 0 | 0 | 17 | 71 | 9 | 14 | 17 | 31 |
| Arlon | 32 | 1 | 3 | 2 | 9 | 5 | 0 | 0 | 12 | 48 | 6 | 12 | 7 | 23 |
| Attert | 0 | 0 | 0 | 0 | 0 | 0 | 0 | 0 | 0 | 6 | 1 | 1 | 2 | 2 |
| Aubange | 16 | 0 | 0 | 4 | 7 | 3 | 0 | 0 | 2 | 15 | 2 | 1 | 6 | 6 |
| Martelange | 1 | 0 | 0 | 0 | 0 | 1 | 0 | 0 | 0 | 0 | 0 | 0 | 0 | 0 |
| Messancy | 5 | 0 | 1 | 0 | 0 | 1 | 0 | 0 | 3 | 2 | 0 | 0 | 2 | 0 |
| Arr. de Bastogne | 30 | 0 | 3 | 2 | 8 | 5 | 0 | 1 | 11 | 22 | 4 | 8 | 0 | 10 |
| Bastogne | 22 | 0 | 1 | 1 | 7 | 4 | 0 | 1 | 8 | 12 | 2 | 1 | 0 | 9 |
| Bertogne | 0 | 0 | 0 | 0 | 0 | 0 | 0 | 0 | 0 | 0 | 0 | 0 | 0 | 0 |
| Fauvillers | 2 | 0 | 0 | 0 | 0 | 1 | 0 | 0 | 1 | 0 | 0 | 0 | 0 | 0 |
| Gouvy | 0 | 0 | 0 | 0 | 0 | 0 | 0 | 0 | 0 | 2 | 0 | 2 | 0 | 0 |
| Houffalize | 1 | 0 | 1 | 0 | 0 | 0 | 0 | 0 | 0 | 2 | 0 | 2 | 0 | 0 |
| Sainte-Ode | 1 | 0 | 1 | 0 | 0 | 0 | 0 | 0 | 0 | 0 | 0 | 0 | 0 | 0 |
| Vaux-sur-Sûre | 0 | 0 | 0 | 0 | 0 | 0 | 0 | 0 | 0 | 1 | 0 | 1 | 0 | 0 |

Afrique

| Total | CM | CD | DZ | MA | TN | Autres pays | Océanie | |
|-------|----|-----|----|-----|----|----------------|---------|-----------------------------|
| 28 | 0 | 3 | 1 | 16 | 0 | 8 | 0 | Herve |
| 6 | 3 | 0 | 0 | 2 | 1 | 0 | 2 | Jalhay |
| 8 | 0 | 0 | 1 | 3 | 0 | 4 | 0 | Lierneux |
| 38 | 0 | 5 | 1 | 26 | 0 | 6 | 0 | Limbourg |
| 22 | 3 | 6 | 0 | 7 | 3 | 3 | 0 | Malmedy |
| 2 | 0 | 0 | 0 | 2 | 0 | 0 | 0 | Olné |
| 9 | 0 | 0 | 0 | 5 | 0 | 4 | 0 | Pepinster |
| 14 | 1 | 0 | 0 | 7 | 0 | 6 | 1 | Plombières |
| 24 | 0 | 2 | 0 | 9 | 6 | 7 | 1 | Spa |
| 6 | 0 | 1 | 1 | 0 | 1 | 3 | 0 | Stavelot |
| 4 | 0 | 1 | 0 | 2 | 0 | 1 | 0 | Stoumont |
| 18 | 0 | 2 | 0 | 2 | 0 | 14 | 2 | Theux |
| 4 | 0 | 1 | 0 | 3 | 0 | 0 | 1 | Thimister-Clermont |
| 0 | 0 | 0 | 0 | 0 | 0 | 0 | 0 | Trois-Ponts |
| 1.370 | 5 | 190 | 45 | 841 | 32 | 257 | 1 | Verviers |
| 9 | 0 | 1 | 0 | 1 | 0 | 7 | 0 | Waimes |
| 21 | 0 | 1 | 1 | 15 | 0 | 4 | 3 | Welkenraedt |
| 90 | 0 | 4 | 3 | 55 | 1 | 27 | 7 | Dont C. germanophone |
| 3 | 0 | 0 | 0 | 2 | 0 | 1 | 0 | Amblève |
| 1 | 0 | 1 | 0 | 0 | 0 | 0 | 0 | Bullange |
| 0 | 0 | 0 | 0 | 0 | 0 | 0 | 1 | Burg-Reuland |
| 1 | 0 | 0 | 0 | 0 | 0 | 1 | 0 | Butgenbach |
| 55 | 0 | 3 | 1 | 33 | 0 | 18 | 2 | Eupen |
| 18 | 0 | 0 | 1 | 13 | 0 | 4 | 4 | La Calamine |
| 5 | 0 | 0 | 0 | 4 | 1 | 0 | 0 | Lontzen |
| 6 | 0 | 0 | 1 | 3 | 0 | 2 | 0 | Raeren |
| 1 | 0 | 0 | 0 | 0 | 0 | 1 | 0 | Saint-Vith |
| 132 | 4 | 21 | 11 | 47 | 16 | 33 | 0 | Arr. de Waremme |
| 1 | 0 | 0 | 0 | 1 | 0 | 0 | 0 | Berloz |
| 2 | 0 | 0 | 0 | 2 | 0 | 0 | 0 | Braives |
| 3 | 0 | 0 | 0 | 1 | 1 | 1 | 0 | Crisnée |
| 2 | 0 | 0 | 2 | 0 | 0 | 0 | 0 | Donceel |
| 12 | 2 | 4 | 3 | 2 | 0 | 1 | 0 | Faimes |
| 7 | 0 | 0 | 0 | 3 | 1 | 3 | 0 | Fexhe-le-Haut-Clocher |
| 5 | 0 | 0 | 0 | 2 | 0 | 3 | 0 | Geer |
| 31 | 0 | 9 | 1 | 3 | 3 | 15 | 0 | Hannut |
| 8 | 0 | 0 | 0 | 2 | 5 | 1 | 0 | Lincent |
| 2 | 0 | 0 | 0 | 0 | 2 | 0 | 0 | Oreye |
| 2 | 0 | 0 | 0 | 2 | 0 | 0 | 0 | Remicourt |
| 20 | 0 | 2 | 3 | 9 | 2 | 4 | 0 | Saint-Georges-sur-Meuse |
| 36 | 2 | 5 | 2 | 20 | 2 | 5 | 0 | Waremme |
| 1 | 0 | 1 | 0 | 0 | 0 | 0 | 0 | Wasseiges |
| 710 | 36 | 80 | 82 | 220 | 43 | 249 | 12 | Prov. de Luxembourg |
| 290 | 19 | 32 | 24 | 84 | 21 | 110 | 3 | Arr. d'Arlon |
| 221 | 17 | 23 | 15 | 63 | 16 | 87 | 2 | Arlon |
| 7 | 0 | 4 | 0 | 1 | 0 | 2 | 0 | Attert |
| 50 | 2 | 4 | 9 | 14 | 5 | 16 | 1 | Aubange |
| 3 | 0 | 0 | 0 | 2 | 0 | 1 | 0 | Martelange |
| 9 | 0 | 1 | 0 | 4 | 0 | 4 | 0 | Messancy |
| 87 | 0 | 17 | 9 | 34 | 3 | 24 | 3 | Arr. de Bastogne |
| 50 | 0 | 10 | 1 | 26 | 2 | 11 | 1 | Bastogne |
| 0 | 0 | 0 | 0 | 0 | 0 | 0 | 0 | Bertogne |
| 3 | 0 | 2 | 0 | 0 | 0 | 1 | 1 | Fauvillers |
| 7 | 0 | 0 | 0 | 4 | 0 | 3 | 0 | Gouvy |
| 8 | 0 | 1 | 0 | 1 | 0 | 6 | 0 | Houffalize |
| 0 | 0 | 0 | 0 | 0 | 0 | 0 | 0 | Sainte-Ode |
| 2 | 0 | 1 | 0 | 1 | 0 | 0 | 0 | Vaux-sur-Sûre |

Population au 1.1.2004

Population totale selon les principales nationalités par commune (suite)

| | Europe | | | | | | | | | | | |
|----------------------------------|--------------|---------------|---------|-----|----|---------|----|-----|----|-------|-----|----|
| | Tous pays | Europe des 15 | | | | | | | | | | |
| | | Total | Total | DE | AT | BE | DK | ES | FI | FR | GR | IE |
| Vielsalm | 7.253 | 7.225 | 7.205 | 24 | 0 | 7.014 | 0 | 6 | 0 | 51 | 1 | 1 |
| Arr. de Marche-en-Famenne | 51.998 | 51.777 | 51.596 | 38 | 2 | 50.547 | 2 | 44 | 2 | 364 | 9 | 1 |
| Durbuy | 10.280 | 10.232 | 10.213 | 13 | 0 | 9.922 | 0 | 14 | 0 | 75 | 0 | 0 |
| Erezée | 2.902 | 2.889 | 2.885 | 1 | 0 | 2.833 | 0 | 0 | 0 | 15 | 0 | 0 |
| Hotton | 5.038 | 5.025 | 5.019 | 4 | 0 | 4.946 | 0 | 5 | 0 | 29 | 1 | 0 |
| La Roche-en-Ardenne | 4.230 | 4.195 | 4.181 | 5 | 0 | 4.076 | 0 | 2 | 1 | 34 | 0 | 0 |
| Manhay | 3.074 | 3.067 | 3.061 | 2 | 0 | 2.974 | 0 | 2 | 0 | 10 | 1 | 0 |
| Marche-en-Famenne | 16.803 | 16.728 | 16.614 | 6 | 1 | 16.343 | 0 | 16 | 0 | 122 | 7 | 1 |
| Nassogne | 4.896 | 4.888 | 4.873 | 4 | 1 | 4.799 | 0 | 4 | 0 | 42 | 0 | 0 |
| Rendeux | 2.262 | 2.246 | 2.245 | 3 | 0 | 2.195 | 2 | 1 | 1 | 12 | 0 | 0 |
| Tenneville | 2.513 | 2.507 | 2.505 | 0 | 0 | 2.459 | 0 | 0 | 0 | 25 | 0 | 0 |
| Arr. de Neufchâteau | 56.687 | 56.437 | 56.319 | 17 | 0 | 55.122 | 0 | 31 | 0 | 737 | 2 | 2 |
| Bertrix | 8.134 | 8.112 | 8.078 | 2 | 0 | 7.937 | 0 | 4 | 0 | 96 | 0 | 1 |
| Bouillon | 5.450 | 5.416 | 5.399 | 1 | 0 | 5.120 | 0 | 7 | 0 | 220 | 1 | 1 |
| Daverdisse | 1.345 | 1.342 | 1.341 | 2 | 0 | 1.312 | 0 | 0 | 0 | 18 | 0 | 0 |
| Herbeumont | 1.539 | 1.528 | 1.525 | 1 | 0 | 1.486 | 0 | 0 | 0 | 21 | 0 | 0 |
| Léglise | 3.898 | 3.887 | 3.880 | 4 | 0 | 3.784 | 0 | 3 | 0 | 53 | 0 | 0 |
| Libin | 4.478 | 4.469 | 4.459 | 1 | 0 | 4.383 | 0 | 3 | 0 | 51 | 0 | 0 |
| Libramont-Chevigny | 9.624 | 9.575 | 9.556 | 0 | 0 | 9.390 | 0 | 3 | 0 | 93 | 1 | 0 |
| Neufchâteau | 6.366 | 6.317 | 6.310 | 0 | 0 | 6.181 | 0 | 8 | 0 | 60 | 0 | 0 |
| Paliseul | 4.990 | 4.974 | 4.968 | 1 | 0 | 4.873 | 0 | 1 | 0 | 67 | 0 | 0 |
| Saint-Hubert | 5.673 | 5.646 | 5.638 | 5 | 0 | 5.576 | 0 | 2 | 0 | 28 | 0 | 0 |
| Tellin | 2.272 | 2.265 | 2.264 | 0 | 0 | 2.231 | 0 | 0 | 0 | 10 | 0 | 0 |
| Wellin | 2.918 | 2.906 | 2.901 | 0 | 0 | 2.849 | 0 | 0 | 0 | 20 | 0 | 0 |
| Arr. de Virton | 49.690 | 49.500 | 49.358 | 15 | 2 | 47.289 | 3 | 21 | 1 | 1.463 | 6 | 3 |
| Chiny | 4.920 | 4.897 | 4.888 | 2 | 1 | 4.768 | 1 | 1 | 0 | 90 | 0 | 0 |
| Etalle | 5.197 | 5.188 | 5.180 | 0 | 0 | 5.019 | 1 | 5 | 0 | 98 | 0 | 0 |
| Florenville | 5.494 | 5.475 | 5.465 | 0 | 0 | 5.216 | 0 | 2 | 0 | 198 | 6 | 0 |
| Habay | 7.522 | 7.499 | 7.485 | 3 | 0 | 7.259 | 1 | 4 | 0 | 150 | 0 | 1 |
| Meix-devant-Virton | 2.679 | 2.668 | 2.663 | 2 | 1 | 2.568 | 0 | 1 | 0 | 76 | 0 | 0 |
| Musson | 4.065 | 4.051 | 4.044 | 1 | 0 | 3.706 | 0 | 0 | 0 | 220 | 0 | 0 |
| Rouvroy | 1.941 | 1.935 | 1.934 | 1 | 0 | 1.825 | 0 | 1 | 0 | 92 | 0 | 0 |
| Saint-Léger | 3.200 | 3.196 | 3.175 | 2 | 0 | 3.042 | 0 | 1 | 0 | 70 | 0 | 1 |
| Tintigny | 3.554 | 3.542 | 3.538 | 1 | 0 | 3.453 | 0 | 1 | 0 | 64 | 0 | 0 |
| Virton | 11.118 | 11.049 | 10.986 | 3 | 0 | 10.433 | 0 | 5 | 1 | 405 | 0 | 1 |
| Prov. de Namur | 452.856 | 449.637 | 448.199 | 256 | 18 | 434.368 | 10 | 769 | 17 | 4.946 | 202 | 25 |
| Arr. de Dinant | 101.705 | 101.307 | 101.127 | 58 | 3 | 98.652 | 3 | 69 | 3 | 1.302 | 25 | 1 |
| Anhée | 6.907 | 6.890 | 6.874 | 1 | 0 | 6.709 | 0 | 2 | 0 | 45 | 0 | 0 |
| Beauraing | 8.263 | 8.244 | 8.239 | 7 | 0 | 7.997 | 0 | 7 | 0 | 178 | 1 | 0 |
| Bièvre | 3.103 | 3.098 | 3.093 | 3 | 1 | 3.021 | 0 | 0 | 0 | 52 | 0 | 0 |
| Ciney | 14.769 | 14.684 | 14.662 | 8 | 1 | 14.422 | 0 | 16 | 0 | 114 | 7 | 0 |
| Dinant | 12.719 | 12.635 | 12.605 | 6 | 1 | 12.279 | 0 | 12 | 0 | 175 | 5 | 0 |
| Gedinne | 4.353 | 4.347 | 4.344 | 3 | 0 | 4.208 | 0 | 2 | 0 | 81 | 4 | 0 |
| Hamois | 6.649 | 6.638 | 6.633 | 1 | 0 | 6.550 | 0 | 1 | 0 | 54 | 0 | 0 |
| Hastière | 5.186 | 5.158 | 5.148 | 5 | 0 | 4.907 | 1 | 4 | 0 | 172 | 1 | 0 |
| Havelange | 4.797 | 4.778 | 4.771 | 3 | 0 | 4.698 | 0 | 2 | 0 | 28 | 0 | 0 |
| Houyet | 4.439 | 4.431 | 4.420 | 4 | 0 | 4.316 | 0 | 1 | 3 | 64 | 0 | 0 |
| Onhay | 3.080 | 3.074 | 3.071 | 0 | 0 | 3.020 | 1 | 6 | 0 | 27 | 0 | 0 |
| Rochefort | 11.920 | 11.861 | 11.831 | 9 | 0 | 11.633 | 0 | 5 | 0 | 94 | 0 | 0 |
| Somme-Leuze | 4.461 | 4.452 | 4.442 | 2 | 0 | 4.319 | 0 | 5 | 0 | 37 | 0 | 1 |
| Vresse-sur-Semois | 2.836 | 2.820 | 2.814 | 2 | 0 | 2.667 | 0 | 2 | 0 | 104 | 4 | 0 |
| Yvoir | 8.223 | 8.197 | 8.180 | 4 | 0 | 7.906 | 1 | 4 | 0 | 77 | 3 | 0 |
| Arr. de Namur | 288.659 | 286.036 | 284.853 | 141 | 12 | 275.382 | 7 | 622 | 14 | 2.666 | 172 | 23 |
| Andenne | 24.079 | 23.920 | 23.886 | 8 | 0 | 23.048 | 0 | 122 | 0 | 186 | 1 | 0 |
| Assesse | 6.174 | 6.164 | 6.158 | 1 | 0 | 6.075 | 0 | 5 | 0 | 32 | 2 | 0 |
| Eghezée | 13.991 | 13.949 | 13.930 | 7 | 0 | 13.736 | 1 | 7 | 0 | 73 | 5 | 1 |
| Fernelmont | 6.634 | 6.618 | 6.609 | 3 | 0 | 6.525 | 0 | 10 | 0 | 31 | 4 | 0 |

Europe (suite)

Europe des 15 (suite)

| IT | LU | NL | PT | GB | SE | BA | PL | RO | RU | CH | TR | YU | Autres pays | |
|-------|-----|-----|-----|-----|----|----|-----|-----|----|----|-----|-----|-------------|----------------------------------|
| 17 | 5 | 70 | 16 | 0 | 0 | 0 | 2 | 4 | 4 | 2 | 0 | 1 | 7 | Vielsalm |
| 169 | 17 | 362 | 21 | 18 | 0 | 4 | 24 | 9 | 16 | 8 | 82 | 13 | 25 | Arr. de Marche-en-Famenne |
| 36 | 4 | 136 | 7 | 6 | 0 | 0 | 5 | 2 | 0 | 2 | 1 | 0 | 9 | Durbuy |
| 7 | 1 | 27 | 1 | 0 | 0 | 0 | 2 | 0 | 0 | 0 | 0 | 0 | 2 | Erezée |
| 12 | 0 | 22 | 0 | 0 | 0 | 0 | 1 | 1 | 1 | 0 | 1 | 0 | 2 | Hotton |
| 4 | 1 | 52 | 2 | 4 | 0 | 3 | 1 | 0 | 5 | 3 | 1 | 1 | 0 | La Roche-en-Ardenne |
| 8 | 0 | 64 | 0 | 0 | 0 | 0 | 2 | 0 | 0 | 1 | 0 | 0 | 3 | Manhay |
| 86 | 4 | 16 | 9 | 3 | 0 | 1 | 6 | 6 | 8 | 1 | 74 | 12 | 6 | Marche-en-Famenne |
| 7 | 3 | 10 | 1 | 2 | 0 | 0 | 6 | 0 | 2 | 0 | 5 | 0 | 2 | Nassogne |
| 1 | 3 | 26 | 0 | 1 | 0 | 0 | 0 | 0 | 0 | 1 | 0 | 0 | 0 | Rendeux |
| 8 | 1 | 9 | 1 | 2 | 0 | 0 | 1 | 0 | 0 | 0 | 0 | 0 | 1 | Tenneville |
| 89 | 66 | 111 | 94 | 44 | 4 | 1 | 17 | 12 | 8 | 7 | 37 | 7 | 29 | Arr. de Neufchâteau |
| 7 | 12 | 8 | 9 | 2 | 0 | 0 | 0 | 1 | 1 | 1 | 25 | 0 | 6 | Bertrix |
| 7 | 3 | 31 | 2 | 6 | 0 | 0 | 0 | 6 | 0 | 0 | 1 | 6 | 4 | Bouillon |
| 1 | 2 | 5 | 1 | 0 | 0 | 0 | 0 | 0 | 0 | 1 | 0 | 0 | 0 | Daverdisse |
| 1 | 7 | 6 | 0 | 3 | 0 | 0 | 0 | 0 | 0 | 0 | 0 | 0 | 3 | Herbeumont |
| 6 | 16 | 4 | 1 | 6 | 3 | 0 | 6 | 0 | 1 | 0 | 0 | 0 | 0 | Léglise |
| 6 | 0 | 7 | 4 | 3 | 1 | 0 | 3 | 1 | 3 | 0 | 0 | 0 | 3 | Libin |
| 10 | 4 | 0 | 44 | 11 | 0 | 1 | 2 | 3 | 2 | 2 | 6 | 1 | 2 | Libramont-Chevigny |
| 26 | 6 | 9 | 18 | 2 | 0 | 0 | 1 | 0 | 0 | 1 | 1 | 0 | 4 | Neufchâteau |
| 12 | 5 | 7 | 1 | 1 | 0 | 0 | 4 | 0 | 0 | 0 | 0 | 0 | 2 | Paliseul |
| 6 | 6 | 6 | 6 | 3 | 0 | 0 | 0 | 0 | 1 | 1 | 4 | 0 | 2 | Saint-Hubert |
| 2 | 3 | 16 | 0 | 2 | 0 | 0 | 0 | 0 | 0 | 1 | 0 | 0 | 0 | Tellin |
| 5 | 2 | 12 | 8 | 5 | 0 | 0 | 1 | 1 | 0 | 0 | 0 | 0 | 3 | Wellin |
| 191 | 174 | 62 | 102 | 25 | 1 | 3 | 18 | 15 | 12 | 3 | 37 | 19 | 35 | Arr. de Virton |
| 6 | 10 | 4 | 1 | 4 | 0 | 0 | 4 | 1 | 0 | 0 | 1 | 2 | 1 | Chiny |
| 12 | 17 | 5 | 16 | 7 | 0 | 0 | 3 | 0 | 4 | 0 | 0 | 0 | 1 | Etalle |
| 6 | 9 | 21 | 7 | 0 | 0 | 0 | 0 | 0 | 1 | 0 | 1 | 0 | 8 | Florenville |
| 20 | 32 | 5 | 4 | 6 | 0 | 0 | 4 | 9 | 0 | 0 | 0 | 0 | 1 | Habay |
| 8 | 5 | 1 | 1 | 0 | 0 | 0 | 0 | 1 | 0 | 0 | 0 | 0 | 4 | Meix-devant-Virton |
| 61 | 39 | 4 | 11 | 1 | 1 | 0 | 0 | 3 | 0 | 0 | 0 | 0 | 4 | Musson |
| 7 | 6 | 1 | 1 | 0 | 0 | 0 | 1 | 0 | 0 | 0 | 0 | 0 | 0 | Rouvroy |
| 11 | 19 | 0 | 23 | 6 | 0 | 0 | 5 | 0 | 0 | 1 | 0 | 11 | 4 | Saint-Léger |
| 11 | 3 | 3 | 2 | 0 | 0 | 0 | 1 | 1 | 2 | 0 | 0 | 0 | 0 | Tintigny |
| 49 | 34 | 18 | 36 | 1 | 0 | 3 | 0 | 0 | 5 | 2 | 35 | 6 | 12 | Virton |
| 6.110 | 160 | 456 | 600 | 247 | 15 | 6 | 157 | 151 | 86 | 78 | 414 | 222 | 324 | Prov. de Namur |
| 444 | 54 | 246 | 214 | 53 | 0 | 1 | 31 | 32 | 18 | 20 | 13 | 11 | 54 | Arr. de Dinant |
| 66 | 3 | 12 | 34 | 2 | 0 | 0 | 3 | 2 | 0 | 4 | 0 | 0 | 7 | Anhée |
| 18 | 2 | 21 | 6 | 2 | 0 | 0 | 0 | 1 | 1 | 0 | 0 | 0 | 3 | Beauraing |
| 7 | 0 | 4 | 5 | 0 | 0 | 0 | 2 | 0 | 0 | 0 | 0 | 0 | 3 | Bièvre |
| 64 | 9 | 10 | 3 | 8 | 0 | 0 | 3 | 1 | 4 | 2 | 3 | 0 | 9 | Ciney |
| 64 | 7 | 19 | 18 | 19 | 0 | 0 | 2 | 7 | 1 | 2 | 6 | 3 | 9 | Dinant |
| 15 | 3 | 23 | 2 | 3 | 0 | 0 | 1 | 0 | 1 | 0 | 0 | 0 | 1 | Gedinne |
| 21 | 1 | 4 | 1 | 0 | 0 | 0 | 1 | 0 | 2 | 0 | 0 | 0 | 2 | Hamois |
| 40 | 0 | 12 | 3 | 3 | 0 | 0 | 1 | 1 | 2 | 1 | 0 | 0 | 5 | Hastière |
| 4 | 6 | 9 | 19 | 2 | 0 | 1 | 2 | 0 | 1 | 1 | 0 | 0 | 2 | Havelange |
| 13 | 8 | 8 | 0 | 3 | 0 | 0 | 3 | 3 | 0 | 2 | 0 | 2 | 1 | Houyet |
| 12 | 1 | 3 | 1 | 0 | 0 | 0 | 1 | 0 | 2 | 0 | 0 | 0 | 0 | Onhaye |
| 44 | 3 | 32 | 4 | 7 | 0 | 0 | 5 | 7 | 2 | 4 | 3 | 5 | 4 | Rochefort |
| 15 | 1 | 56 | 3 | 3 | 0 | 0 | 2 | 0 | 2 | 2 | 0 | 0 | 4 | Somme-Leuze |
| 5 | 6 | 18 | 6 | 0 | 0 | 0 | 0 | 3 | 0 | 1 | 1 | 0 | 1 | Vresse-sur-Semois |
| 56 | 4 | 15 | 109 | 1 | 0 | 0 | 5 | 7 | 0 | 1 | 0 | 1 | 3 | Yvoir |
| 4.993 | 99 | 178 | 367 | 162 | 15 | 5 | 109 | 106 | 57 | 55 | 399 | 205 | 247 | Arr. de Namur |
| 454 | 4 | 12 | 43 | 8 | 0 | 0 | 4 | 6 | 2 | 9 | 3 | 4 | 6 | Andenne |
| 32 | 6 | 2 | 1 | 1 | 1 | 0 | 1 | 0 | 1 | 0 | 2 | 1 | 1 | Assesse |
| 66 | 6 | 15 | 5 | 7 | 1 | 0 | 1 | 5 | 2 | 2 | 4 | 2 | 3 | Eghezée |
| 22 | 4 | 4 | 2 | 4 | 0 | 0 | 2 | 0 | 1 | 3 | 0 | 0 | 3 | Fernelmont |

Population au 1.1.2004

Population totale selon les principales nationalités par commune (suite)

| | Asie | | | | | | | | | Amérique | | | | |
|----------------------------------|-------|----|----|----|-----|----|----|----|-------------|----------|----|----|----|-------------|
| | Total | IN | JP | PH | CN | TH | IL | PK | Autres pays | Total | CA | US | BR | Autres pays |
| Vielsalm | 4 | 0 | 0 | 1 | 1 | 0 | 0 | 0 | 2 | 5 | 2 | 2 | 0 | 1 |
| Arr. de Marche-en-Famenne | 61 | 3 | 4 | 0 | 13 | 6 | 0 | 1 | 34 | 43 | 8 | 9 | 10 | 16 |
| Durbuy | 11 | 1 | 4 | 0 | 0 | 1 | 0 | 1 | 4 | 13 | 3 | 3 | 2 | 5 |
| Erezée | 2 | 0 | 0 | 0 | 0 | 0 | 0 | 0 | 2 | 4 | 2 | 0 | 2 | 0 |
| Hotton | 2 | 0 | 0 | 0 | 0 | 1 | 0 | 0 | 1 | 4 | 0 | 1 | 1 | 2 |
| La Roche-en-Ardenne | 10 | 0 | 0 | 0 | 1 | 2 | 0 | 0 | 7 | 6 | 0 | 1 | 0 | 5 |
| Manhay | 2 | 0 | 0 | 0 | 1 | 0 | 0 | 0 | 1 | 2 | 1 | 1 | 0 | 0 |
| Marche-en-Famenne | 27 | 2 | 0 | 0 | 11 | 0 | 0 | 0 | 14 | 6 | 1 | 2 | 1 | 2 |
| Nassogne | 2 | 0 | 0 | 0 | 0 | 2 | 0 | 0 | 0 | 2 | 0 | 0 | 0 | 2 |
| Rendeux | 5 | 0 | 0 | 0 | 0 | 0 | 0 | 0 | 5 | 5 | 1 | 0 | 4 | 0 |
| Tenneville | 0 | 0 | 0 | 0 | 0 | 0 | 0 | 0 | 0 | 1 | 0 | 1 | 0 | 0 |
| Arr. de Neufchâteau | 57 | 1 | 0 | 2 | 12 | 3 | 0 | 0 | 39 | 38 | 5 | 16 | 6 | 11 |
| Bertrix | 8 | 0 | 0 | 0 | 0 | 0 | 0 | 0 | 8 | 1 | 0 | 0 | 0 | 1 |
| Bouillon | 12 | 1 | 0 | 2 | 0 | 1 | 0 | 0 | 8 | 4 | 1 | 2 | 0 | 1 |
| Daverdisse | 0 | 0 | 0 | 0 | 0 | 0 | 0 | 0 | 0 | 0 | 0 | 0 | 0 | 0 |
| Herbeumont | 0 | 0 | 0 | 0 | 0 | 0 | 0 | 0 | 0 | 1 | 0 | 1 | 0 | 0 |
| Léglise | 0 | 0 | 0 | 0 | 0 | 0 | 0 | 0 | 0 | 8 | 1 | 4 | 1 | 2 |
| Libin | 4 | 0 | 0 | 0 | 1 | 0 | 0 | 0 | 3 | 2 | 0 | 1 | 0 | 1 |
| Libramont-Chevigny | 9 | 0 | 0 | 0 | 4 | 0 | 0 | 0 | 5 | 7 | 1 | 1 | 4 | 1 |
| Neufchâteau | 14 | 0 | 0 | 0 | 5 | 0 | 0 | 0 | 9 | 6 | 1 | 0 | 0 | 5 |
| Paliseul | 1 | 0 | 0 | 0 | 0 | 0 | 0 | 0 | 1 | 1 | 0 | 1 | 0 | 0 |
| Saint-Hubert | 6 | 0 | 0 | 0 | 2 | 0 | 0 | 0 | 4 | 6 | 0 | 6 | 0 | 0 |
| Tellin | 1 | 0 | 0 | 0 | 0 | 1 | 0 | 0 | 0 | 0 | 0 | 0 | 0 | 0 |
| Wellin | 2 | 0 | 0 | 0 | 0 | 1 | 0 | 0 | 1 | 2 | 1 | 0 | 1 | 0 |
| Arr. de Virton | 30 | 0 | 0 | 2 | 1 | 7 | 0 | 1 | 19 | 50 | 7 | 12 | 6 | 25 |
| Chiny | 4 | 0 | 0 | 0 | 0 | 0 | 0 | 0 | 4 | 7 | 4 | 2 | 1 | 0 |
| Etalle | 0 | 0 | 0 | 0 | 0 | 0 | 0 | 0 | 0 | 3 | 0 | 0 | 0 | 3 |
| Florenville | 1 | 0 | 0 | 0 | 1 | 0 | 0 | 0 | 0 | 8 | 1 | 4 | 1 | 2 |
| Habay | 7 | 0 | 0 | 1 | 0 | 2 | 0 | 0 | 4 | 10 | 0 | 3 | 0 | 7 |
| Meix-devant-Virton | 4 | 0 | 0 | 0 | 0 | 3 | 0 | 0 | 1 | 3 | 0 | 0 | 1 | 2 |
| Musson | 0 | 0 | 0 | 0 | 0 | 0 | 0 | 0 | 0 | 3 | 1 | 1 | 0 | 1 |
| Rouvroy | 0 | 0 | 0 | 0 | 0 | 0 | 0 | 0 | 0 | 2 | 0 | 0 | 0 | 2 |
| Saint-Léger | 0 | 0 | 0 | 0 | 0 | 0 | 0 | 0 | 0 | 1 | 0 | 1 | 0 | 0 |
| Tintigny | 1 | 0 | 0 | 0 | 0 | 1 | 0 | 0 | 0 | 2 | 1 | 0 | 1 | 0 |
| Virton | 13 | 0 | 0 | 1 | 0 | 1 | 0 | 1 | 10 | 11 | 0 | 1 | 2 | 8 |
| Prov. de Namur | 583 | 12 | 15 | 18 | 223 | 38 | 2 | 18 | 257 | 364 | 82 | 85 | 42 | 155 |
| Arr. de Dinant | 113 | 0 | 2 | 5 | 23 | 7 | 0 | 3 | 73 | 67 | 16 | 21 | 10 | 20 |
| Anhée | 2 | 0 | 0 | 1 | 1 | 0 | 0 | 0 | 0 | 3 | 1 | 0 | 0 | 2 |
| Beauraing | 4 | 0 | 0 | 0 | 0 | 0 | 0 | 0 | 4 | 5 | 0 | 2 | 0 | 3 |
| Bièvre | 0 | 0 | 0 | 0 | 0 | 0 | 0 | 0 | 0 | 1 | 0 | 0 | 0 | 1 |
| Ciney | 35 | 0 | 1 | 0 | 4 | 1 | 0 | 2 | 27 | 13 | 5 | 2 | 3 | 3 |
| Dinant | 30 | 0 | 0 | 0 | 8 | 1 | 0 | 1 | 20 | 9 | 3 | 3 | 1 | 2 |
| Gedinne | 5 | 0 | 0 | 2 | 0 | 0 | 0 | 0 | 3 | 0 | 0 | 0 | 0 | 0 |
| Hamois | 5 | 0 | 1 | 0 | 0 | 0 | 0 | 0 | 4 | 1 | 0 | 0 | 1 | 0 |
| Hastière | 4 | 0 | 0 | 1 | 1 | 0 | 0 | 0 | 2 | 10 | 5 | 3 | 1 | 1 |
| Havelange | 1 | 0 | 0 | 1 | 0 | 0 | 0 | 0 | 0 | 1 | 0 | 1 | 0 | 0 |
| Houyet | 3 | 0 | 0 | 0 | 0 | 2 | 0 | 0 | 1 | 0 | 0 | 0 | 0 | 0 |
| Onhaye | 0 | 0 | 0 | 0 | 0 | 0 | 0 | 0 | 0 | 3 | 0 | 1 | 1 | 1 |
| Rochefort | 14 | 0 | 0 | 0 | 7 | 1 | 0 | 0 | 6 | 7 | 1 | 3 | 2 | 1 |
| Somme-Leuze | 2 | 0 | 0 | 0 | 0 | 1 | 0 | 0 | 1 | 4 | 0 | 0 | 0 | 4 |
| Vresse-sur-Semois | 0 | 0 | 0 | 0 | 0 | 0 | 0 | 0 | 0 | 5 | 0 | 3 | 0 | 2 |
| Yvoir | 8 | 0 | 0 | 0 | 2 | 1 | 0 | 0 | 5 | 5 | 1 | 3 | 1 | 0 |
| Arr. de Namur | 432 | 12 | 13 | 12 | 181 | 28 | 2 | 14 | 170 | 269 | 60 | 59 | 23 | 127 |
| Andenne | 21 | 0 | 0 | 1 | 11 | 1 | 0 | 1 | 7 | 7 | 1 | 1 | 2 | 3 |
| Assesse | 0 | 0 | 0 | 0 | 0 | 0 | 0 | 0 | 0 | 0 | 0 | 0 | 0 | 0 |
| Eghezée | 11 | 0 | 0 | 0 | 4 | 2 | 0 | 0 | 5 | 4 | 0 | 2 | 0 | 2 |
| Fernelmont | 1 | 0 | 0 | 0 | 0 | 0 | 0 | 0 | 1 | 10 | 2 | 0 | 2 | 6 |

Afrique

| Total | CM | CD | DZ | MA | TN | Autres pays | Océanie | |
|-------|-----|-----|-----|-----|----|----------------|---------|----------------------------------|
| 17 | 0 | 3 | 8 | 2 | 1 | 3 | 1 | Vielsalm |
| 97 | 2 | 9 | 11 | 29 | 17 | 29 | 4 | Arr. de Marche-en-Famenne |
| 21 | 0 | 3 | 4 | 5 | 2 | 7 | 3 | Durbuy |
| 7 | 1 | 0 | 1 | 2 | 0 | 3 | 0 | Erezée |
| 7 | 0 | 2 | 2 | 2 | 1 | 0 | 0 | Hotton |
| 17 | 0 | 1 | 0 | 9 | 3 | 4 | 0 | La Roche-en-Ardenne |
| 3 | 0 | 0 | 0 | 0 | 0 | 3 | 0 | Manhay |
| 28 | 0 | 0 | 4 | 7 | 10 | 7 | 0 | Marche-en-Famenne |
| 4 | 1 | 0 | 0 | 1 | 1 | 1 | 0 | Nassogne |
| 5 | 0 | 2 | 0 | 2 | 0 | 1 | 1 | Rendeux |
| 5 | 0 | 1 | 0 | 1 | 0 | 3 | 0 | Tenneville |
| 140 | 7 | 13 | 23 | 40 | 1 | 56 | 0 | Arr. de Neufchâteau |
| 11 | 0 | 2 | 2 | 3 | 0 | 4 | 0 | Bertrix |
| 17 | 2 | 1 | 2 | 1 | 0 | 11 | 0 | Bouillon |
| 3 | 0 | 1 | 0 | 0 | 0 | 2 | 0 | Daverdisse |
| 10 | 0 | 0 | 9 | 0 | 0 | 1 | 0 | Herbeumont |
| 1 | 0 | 0 | 0 | 1 | 0 | 0 | 0 | Léglise |
| 3 | 0 | 1 | 1 | 1 | 0 | 0 | 0 | Libin |
| 25 | 1 | 1 | 1 | 9 | 1 | 12 | 0 | Libramont-Chevigny |
| 29 | 1 | 0 | 0 | 23 | 0 | 5 | 0 | Neufchâteau |
| 12 | 1 | 3 | 0 | 1 | 0 | 7 | 0 | Paliseul |
| 15 | 2 | 1 | 2 | 0 | 0 | 10 | 0 | Saint-Hubert |
| 6 | 0 | 1 | 0 | 1 | 0 | 4 | 0 | Tellin |
| 8 | 0 | 2 | 6 | 0 | 0 | 0 | 0 | Wellin |
| 96 | 8 | 9 | 15 | 33 | 1 | 30 | 2 | Arr. de Virton |
| 12 | 0 | 2 | 6 | 3 | 0 | 1 | 0 | Chiny |
| 6 | 0 | 0 | 0 | 1 | 0 | 5 | 0 | Etalle |
| 10 | 0 | 0 | 1 | 5 | 0 | 4 | 0 | Florenville |
| 5 | 0 | 0 | 0 | 1 | 0 | 4 | 1 | Habay |
| 4 | 0 | 1 | 1 | 1 | 0 | 1 | 0 | Meix-devant-Virton |
| 10 | 0 | 1 | 1 | 6 | 1 | 1 | 1 | Musson |
| 4 | 1 | 1 | 0 | 1 | 0 | 1 | 0 | Rouvroy |
| 3 | 0 | 3 | 0 | 0 | 0 | 0 | 0 | Saint-Léger |
| 9 | 3 | 0 | 0 | 3 | 0 | 3 | 0 | Tintigny |
| 33 | 4 | 1 | 6 | 12 | 0 | 10 | 0 | Virton |
| 1.955 | 134 | 375 | 121 | 638 | 98 | 589 | 20 | Prov. de Namur |
| 177 | 7 | 51 | 14 | 32 | 4 | 69 | 3 | Arr. de Dinant |
| 11 | 0 | 3 | 0 | 5 | 0 | 3 | 0 | Anhée |
| 8 | 0 | 1 | 2 | 3 | 0 | 2 | 2 | Beauraing |
| 4 | 0 | 2 | 0 | 0 | 0 | 2 | 0 | Bièvre |
| 26 | 2 | 3 | 1 | 0 | 0 | 20 | 0 | Ciney |
| 32 | 2 | 7 | 2 | 13 | 2 | 6 | 0 | Dinant |
| 1 | 0 | 0 | 0 | 1 | 0 | 0 | 0 | Gedinne |
| 3 | 0 | 1 | 0 | 2 | 0 | 0 | 0 | Hamois |
| 13 | 1 | 1 | 4 | 2 | 1 | 4 | 0 | Hastière |
| 17 | 0 | 7 | 0 | 1 | 0 | 9 | 0 | Havelange |
| 5 | 0 | 1 | 1 | 1 | 0 | 2 | 0 | Houyet |
| 3 | 0 | 0 | 1 | 0 | 0 | 2 | 0 | Onhaye |
| 36 | 2 | 22 | 1 | 0 | 0 | 11 | 0 | Rochefort |
| 0 | 0 | 0 | 0 | 0 | 0 | 0 | 0 | Somme-Leuze |
| 6 | 0 | 0 | 2 | 0 | 0 | 4 | 0 | Vresse-sur-Semois |
| 12 | 0 | 3 | 0 | 4 | 1 | 4 | 1 | Yvoir |
| 1.668 | 122 | 301 | 75 | 595 | 92 | 483 | 16 | Arr. de Namur |
| 122 | 1 | 5 | 11 | 84 | 1 | 20 | 2 | Andenne |
| 9 | 0 | 1 | 0 | 3 | 0 | 5 | 0 | Assesse |
| 27 | 3 | 14 | 0 | 3 | 0 | 7 | 0 | Eghezée |
| 5 | 0 | 0 | 0 | 0 | 4 | 1 | 0 | Fernelmont |

Population au 1.1.2004

Population totale selon les principales nationalités par commune (suite)

| | Europe | | | | | | | | | | | |
|------------------------------|---------------|---------------|---------------|-----------|----------|---------------|----------|-----------|----------|------------|----------|----------|
| | Tous pays | Europe des 15 | | | | | | | | | | |
| | | Total | Total | DE | AT | BE | DK | ES | FI | FR | GR | IE |
| Floreffe | 7.338 | 7.326 | 7.317 | 6 | 0 | 7.157 | 0 | 7 | 0 | 55 | 0 | 0 |
| Fosses-la-Ville | 9.190 | 9.173 | 9.159 | 7 | 0 | 8.934 | 0 | 9 | 0 | 51 | 5 | 0 |
| Gembloux | 21.417 | 20.971 | 20.926 | 15 | 0 | 20.308 | 0 | 29 | 0 | 304 | 6 | 1 |
| Gesves | 6.101 | 6.087 | 6.079 | 4 | 0 | 6.010 | 1 | 6 | 0 | 28 | 0 | 0 |
| Jemeppe-sur-Sambre | 17.891 | 17.845 | 17.820 | 6 | 0 | 17.270 | 0 | 28 | 0 | 151 | 8 | 1 |
| La Bruyère | 8.115 | 8.099 | 8.088 | 3 | 0 | 7.978 | 0 | 8 | 0 | 44 | 1 | 1 |
| Mettet | 11.709 | 11.692 | 11.677 | 4 | 2 | 11.419 | 1 | 3 | 0 | 66 | 6 | 0 |
| Namur | 106.213 | 104.596 | 103.739 | 43 | 7 | 100.447 | 3 | 214 | 13 | 1.265 | 26 | 19 |
| Ohey | 4.238 | 4.230 | 4.219 | 5 | 0 | 4.147 | 1 | 3 | 0 | 26 | 1 | 0 |
| Profondeville | 11.184 | 11.154 | 11.140 | 8 | 0 | 10.897 | 0 | 9 | 0 | 99 | 0 | 0 |
| Sambreville | 26.956 | 26.812 | 26.712 | 17 | 3 | 24.312 | 0 | 140 | 0 | 180 | 102 | 0 |
| Sombreffe | 7.429 | 7.400 | 7.394 | 4 | 0 | 7.119 | 0 | 22 | 1 | 75 | 5 | 0 |
| Arr. de Philippeville | 62.492 | 62.294 | 62.219 | 57 | 3 | 60.334 | 0 | 78 | 0 | 978 | 5 | 1 |
| Cerfontaine | 4.465 | 4.450 | 4.445 | 4 | 0 | 4.359 | 0 | 4 | 0 | 49 | 0 | 0 |
| Couvin | 13.407 | 13.338 | 13.323 | 11 | 2 | 12.904 | 0 | 9 | 0 | 320 | 1 | 0 |
| Doische | 2.813 | 2.809 | 2.809 | 2 | 0 | 2.737 | 0 | 0 | 0 | 62 | 0 | 0 |
| Florennes | 10.659 | 10.608 | 10.599 | 13 | 0 | 10.405 | 0 | 4 | 0 | 73 | 0 | 0 |
| Philippeville | 8.182 | 8.160 | 8.147 | 5 | 0 | 7.917 | 0 | 25 | 0 | 98 | 1 | 0 |
| Viroinval | 5.639 | 5.628 | 5.625 | 13 | 0 | 5.414 | 0 | 0 | 0 | 157 | 0 | 0 |
| Walcourt | 17.327 | 17.301 | 17.271 | 9 | 1 | 16.598 | 0 | 36 | 0 | 219 | 3 | 1 |

Europe (suite)

Europe des 15 (suite)

| IT | LU | NL | PT | GB | SE | BA | PL | RO | RU | CH | TR | YU | Autres pays | |
|-------|----|----|-----|----|----|----|----|----|----|----|-----|-----|-------------|------------------------------|
| 90 | 0 | 0 | 2 | 0 | 0 | 0 | 1 | 1 | 0 | 1 | 1 | 1 | 4 | Floreffe |
| 145 | 4 | 1 | 1 | 2 | 0 | 0 | 2 | 4 | 2 | 0 | 2 | 0 | 4 | Fosses-la-Ville |
| 134 | 12 | 16 | 64 | 36 | 1 | 0 | 6 | 5 | 6 | 1 | 10 | 4 | 13 | Gembloux |
| 16 | 1 | 9 | 3 | 1 | 0 | 0 | 0 | 4 | 2 | 0 | 0 | 0 | 2 | Gesves |
| 300 | 8 | 9 | 37 | 2 | 0 | 0 | 6 | 11 | 2 | 0 | 2 | 0 | 4 | Jemeppe-sur-Sambre |
| 33 | 0 | 3 | 6 | 11 | 0 | 0 | 1 | 4 | 0 | 4 | 1 | 0 | 1 | La Bruyère |
| 155 | 7 | 4 | 1 | 9 | 0 | 0 | 3 | 2 | 1 | 2 | 1 | 0 | 6 | Mettet |
| 1.421 | 31 | 73 | 104 | 62 | 11 | 3 | 58 | 52 | 31 | 25 | 317 | 191 | 180 | Namur |
| 25 | 4 | 3 | 0 | 3 | 1 | 0 | 1 | 7 | 0 | 2 | 0 | 0 | 1 | Ohey |
| 79 | 4 | 9 | 31 | 4 | 0 | 1 | 3 | 0 | 2 | 3 | 0 | 0 | 5 | Profondeville |
| 1.890 | 6 | 14 | 44 | 4 | 0 | 1 | 20 | 3 | 4 | 3 | 54 | 2 | 13 | Sambreville |
| 131 | 2 | 4 | 23 | 8 | 0 | 0 | 0 | 2 | 1 | 0 | 2 | 0 | 1 | Sombreffe |
| 673 | 7 | 32 | 19 | 32 | 0 | 0 | 17 | 13 | 11 | 3 | 2 | 6 | 23 | Arr. de Philippeville |
| 21 | 0 | 1 | 3 | 4 | 0 | 0 | 1 | 0 | 0 | 1 | 0 | 0 | 3 | Cerfontaine |
| 59 | 2 | 8 | 6 | 1 | 0 | 0 | 2 | 1 | 2 | 1 | 0 | 3 | 6 | Couvin |
| 4 | 0 | 2 | 1 | 1 | 0 | 0 | 0 | 0 | 0 | 0 | 0 | 0 | 0 | Doische |
| 75 | 3 | 5 | 2 | 19 | 0 | 0 | 3 | 1 | 0 | 0 | 1 | 1 | 3 | Florennes |
| 87 | 1 | 11 | 1 | 1 | 0 | 0 | 3 | 4 | 2 | 0 | 0 | 0 | 4 | Philippeville |
| 38 | 0 | 0 | 0 | 3 | 0 | 0 | 0 | 0 | 0 | 1 | 1 | 1 | 0 | Viroinval |
| 389 | 1 | 5 | 6 | 3 | 0 | 0 | 8 | 7 | 7 | 0 | 0 | 1 | 7 | Walcourt |

Population au 1.1.2004

Population totale selon les principales nationalités par commune (fin)

| | Asie | | | | | | | | | Amérique | | | | |
|------------------------------|-----------|----------|----------|----------|-----------|----------|----------|----------|-------------|-----------|----------|----------|----------|-------------|
| | Total | IN | JP | PH | CN | TH | IL | PK | Autres pays | Total | CA | US | BR | Autres pays |
| Floreffe | 1 | 0 | 0 | 0 | 0 | 0 | 0 | 0 | 1 | 3 | 0 | 2 | 0 | 1 |
| Fosses-la-Ville | 9 | 0 | 0 | 1 | 5 | 0 | 0 | 0 | 3 | 0 | 0 | 0 | 0 | 0 |
| Gembloux | 45 | 1 | 3 | 0 | 19 | 0 | 0 | 0 | 22 | 31 | 2 | 3 | 1 | 25 |
| Gesves | 2 | 0 | 0 | 0 | 0 | 1 | 0 | 0 | 1 | 5 | 2 | 1 | 0 | 2 |
| Jemeppe-sur-Sambre | 2 | 0 | 0 | 1 | 0 | 1 | 0 | 0 | 0 | 11 | 1 | 5 | 1 | 4 |
| La Bruyère | 1 | 0 | 0 | 0 | 0 | 0 | 0 | 0 | 1 | 6 | 0 | 5 | 0 | 1 |
| Mettet | 3 | 0 | 0 | 0 | 0 | 1 | 0 | 1 | 1 | 9 | 1 | 3 | 1 | 4 |
| Namur | 303 | 11 | 10 | 9 | 124 | 17 | 2 | 11 | 119 | 151 | 42 | 27 | 10 | 72 |
| Ohey | 0 | 0 | 0 | 0 | 0 | 0 | 0 | 0 | 0 | 0 | 0 | 0 | 0 | 0 |
| Profondeville | 6 | 0 | 0 | 0 | 1 | 0 | 0 | 0 | 5 | 11 | 5 | 3 | 1 | 2 |
| Sambreville | 25 | 0 | 0 | 0 | 16 | 5 | 0 | 1 | 3 | 10 | 3 | 3 | 0 | 4 |
| Sombreffe | 2 | 0 | 0 | 0 | 1 | 0 | 0 | 0 | 1 | 11 | 1 | 4 | 5 | 1 |
| Arr. de Philippeville | 38 | 0 | 0 | 1 | 19 | 3 | 0 | 1 | 14 | 28 | 6 | 5 | 9 | 8 |
| Cerfontaine | 2 | 0 | 0 | 0 | 1 | 1 | 0 | 0 | 0 | 5 | 0 | 1 | 0 | 4 |
| Couvin | 12 | 0 | 0 | 1 | 7 | 2 | 0 | 0 | 2 | 4 | 1 | 0 | 1 | 2 |
| Doische | 0 | 0 | 0 | 0 | 0 | 0 | 0 | 0 | 0 | 0 | 0 | 0 | 0 | 0 |
| Florennes | 10 | 0 | 0 | 0 | 9 | 0 | 0 | 0 | 1 | 12 | 4 | 3 | 3 | 2 |
| Philippeville | 4 | 0 | 0 | 0 | 2 | 0 | 0 | 0 | 2 | 6 | 0 | 1 | 5 | 0 |
| Viroinval | 2 | 0 | 0 | 0 | 0 | 0 | 0 | 1 | 1 | 1 | 1 | 0 | 0 | 0 |
| Walcourt | 8 | 0 | 0 | 0 | 0 | 0 | 0 | 0 | 8 | 0 | 0 | 0 | 0 | 0 |

Afrique

| Total | CM | CD | DZ | MA | TN | Autres pays | Océanie | |
|-------|----|-----|----|-----|----|----------------|---------|------------------------------|
| 7 | 0 | 0 | 0 | 3 | 1 | 3 | 1 | Floreffe |
| 6 | 0 | 2 | 0 | 2 | 0 | 2 | 1 | Fosses-la-Ville |
| 362 | 38 | 44 | 11 | 61 | 21 | 187 | 2 | Gembloux |
| 5 | 2 | 0 | 1 | 1 | 0 | 1 | 1 | Gesves |
| 28 | 1 | 4 | 2 | 10 | 0 | 11 | 0 | Jemeppe-sur-Sambre |
| 9 | 1 | 0 | 0 | 2 | 1 | 5 | 0 | La Bruyère |
| 5 | 1 | 1 | 0 | 0 | 1 | 2 | 0 | Mettet |
| 947 | 69 | 211 | 40 | 359 | 54 | 214 | 9 | Namur |
| 8 | 1 | 0 | 1 | 0 | 1 | 5 | 0 | Ohey |
| 13 | 0 | 7 | 1 | 3 | 1 | 1 | 0 | Profondeville |
| 101 | 5 | 11 | 6 | 61 | 7 | 11 | 0 | Sambreville |
| 14 | 0 | 1 | 2 | 3 | 0 | 8 | 0 | Sombreffe |
| 110 | 5 | 23 | 32 | 11 | 2 | 37 | 1 | Arr. de Philippeville |
| 7 | 2 | 3 | 0 | 1 | 0 | 1 | 0 | Cerfontaine |
| 46 | 0 | 6 | 19 | 3 | 1 | 17 | 0 | Couvin |
| 4 | 0 | 0 | 1 | 0 | 0 | 3 | 0 | Doische |
| 26 | 0 | 9 | 3 | 5 | 0 | 9 | 0 | Florennes |
| 8 | 1 | 0 | 5 | 0 | 0 | 2 | 0 | Philippeville |
| 5 | 1 | 2 | 1 | 1 | 0 | 0 | 1 | Viroinval |
| 14 | 1 | 3 | 3 | 1 | 1 | 5 | 0 | Walcourt |

Population par province

(détail des pays)

Population au 1.1.2004

Population par pays de nationalité, groupe d'âges et province - Belgique

| | Total | Moins de 18 ans | De 18 à 64 ans | 65 ans et plus | Moins de 5 ans | De 5 à 9 ans | De 10 à 14 ans | De 15 à 19 ans | De 20 à 24 ans | De 25 à 29 ans | De 30 à 34 ans |
|--------------------------|------------|-----------------|----------------|----------------|----------------|--------------|----------------|----------------|----------------|----------------|----------------|
| Total | 10.396.421 | 2.167.374 | 6.448.927 | 1.780.120 | 571.374 | 590.072 | 635.993 | 611.017 | 645.006 | 652.039 | 732.319 |
| Étrangers | 860.287 | 126.321 | 634.846 | 99.120 | 34.946 | 34.143 | 35.191 | 38.058 | 58.894 | 80.317 | 93.273 |
| Union européenne | | | | | | | | | | | |
| Belgique | 9.536.134 | 2.041.053 | 5.814.081 | 1.681.000 | 536.428 | 555.929 | 600.802 | 572.959 | 586.112 | 571.722 | 639.046 |
| Allemagne | 35.530 | 6.010 | 25.630 | 3.890 | 1.508 | 1.791 | 1.761 | 1.501 | 1.522 | 1.710 | 2.897 |
| Autriche | 2.349 | 350 | 1.837 | 162 | 125 | 97 | 77 | 83 | 118 | 193 | 289 |
| Danemark | 3.394 | 737 | 2.535 | 122 | 215 | 231 | 176 | 174 | 195 | 289 | 362 |
| Espagne | 43.802 | 3.838 | 32.962 | 7.002 | 750 | 963 | 1.251 | 1.519 | 2.396 | 3.260 | 4.064 |
| Finlande | 2.976 | 639 | 2.300 | 37 | 196 | 191 | 180 | 130 | 177 | 284 | 336 |
| France | 114.943 | 15.624 | 85.832 | 13.487 | 4.135 | 4.309 | 4.464 | 4.729 | 8.559 | 11.005 | 12.427 |
| Grèce | 17.096 | 1.708 | 12.304 | 3.084 | 333 | 447 | 542 | 639 | 906 | 1.135 | 1.358 |
| Luxembourg | 4.312 | 380 | 3.120 | 812 | 88 | 118 | 113 | 112 | 220 | 250 | 334 |
| Irlande | 3.466 | 648 | 2.729 | 89 | 200 | 189 | 179 | 137 | 212 | 329 | 498 |
| Italie | 183.021 | 11.851 | 135.757 | 35.413 | 2.076 | 2.800 | 3.985 | 5.096 | 7.184 | 10.471 | 15.848 |
| Pays-Bas | 100.700 | 15.015 | 71.945 | 13.740 | 4.636 | 4.337 | 3.980 | 3.475 | 4.023 | 5.810 | 9.167 |
| Portugal | 26.802 | 5.820 | 19.641 | 1.341 | 1.490 | 1.680 | 1.732 | 1.593 | 2.026 | 2.483 | 2.899 |
| Grande-Bretagne | 26.183 | 4.750 | 19.446 | 1.987 | 1.324 | 1.445 | 1.254 | 1.156 | 1.277 | 1.721 | 2.355 |
| Suède | 4.437 | 860 | 3.352 | 225 | 243 | 253 | 218 | 237 | 207 | 369 | 561 |
| Reste de l'Europe | | | | | | | | | | | |
| Bulgarie | 2.214 | 399 | 1.775 | 40 | 98 | 78 | 137 | 153 | 249 | 434 | 338 |
| Bosnie-Herzégovine | 1.060 | 289 | 717 | 54 | 90 | 92 | 60 | 73 | 116 | 111 | 102 |
| Chypre | 85 | 9 | 73 | 3 | 4 | 3 | 2 | 1 | 17 | 16 | 8 |
| Croatie | 656 | 83 | 471 | 102 | 23 | 24 | 22 | 18 | 37 | 85 | 86 |
| Estonie | 179 | 32 | 146 | 1 | 6 | 7 | 9 | 14 | 23 | 54 | 27 |
| Hongrie | 1.529 | 219 | 1.237 | 73 | 69 | 56 | 57 | 58 | 157 | 355 | 271 |
| Lettonie | 239 | 44 | 194 | 1 | 13 | 11 | 15 | 11 | 32 | 65 | 34 |
| Lituanie | 304 | 41 | 262 | 1 | 11 | 10 | 13 | 8 | 77 | 82 | 52 |
| Macedoine (A.R.Y.) | 2.117 | 581 | 1.438 | 98 | 172 | 146 | 174 | 142 | 229 | 310 | 266 |
| Norvège | 1.347 | 300 | 966 | 81 | 99 | 88 | 71 | 64 | 66 | 111 | 155 |
| Pologne | 11.570 | 2.355 | 8.464 | 751 | 735 | 737 | 598 | 471 | 1.004 | 1.695 | 2.003 |
| Roumanie | 4.617 | 943 | 3.559 | 115 | 284 | 240 | 256 | 255 | 536 | 962 | 750 |
| Russie | 3.655 | 869 | 2.687 | 99 | 272 | 178 | 266 | 248 | 256 | 525 | 501 |
| Slovaquie | 972 | 260 | 701 | 11 | 74 | 54 | 77 | 83 | 121 | 220 | 136 |
| Slovénie | 256 | 16 | 201 | 39 | 6 | 4 | 2 | 5 | 30 | 54 | 37 |
| Suisse | 1.973 | 172 | 1.333 | 468 | 42 | 51 | 52 | 33 | 108 | 130 | 152 |
| Tchécoslovaquie | 237 | 17 | 208 | 12 | 0 | 0 | 9 | 11 | 23 | 62 | 33 |
| Tchéquie | 1.102 | 173 | 915 | 14 | 55 | 32 | 57 | 50 | 196 | 297 | 185 |
| Turquie | 41.336 | 7.075 | 30.615 | 3.646 | 1.859 | 1.996 | 1.911 | 2.476 | 5.092 | 5.798 | 4.393 |
| Yougoslavie (ex) | 7.052 | 2.323 | 4.395 | 334 | 785 | 659 | 622 | 425 | 606 | 848 | 830 |
| Autres pays d'Europe | 4.271 | 999 | 3.180 | 92 | 253 | 273 | 294 | 293 | 483 | 761 | 671 |
| Asie | | | | | | | | | | | |
| Bangladesh | 851 | 203 | 646 | 2 | 67 | 46 | 52 | 58 | 91 | 138 | 153 |
| Chine (Rép. populaire) | 6.883 | 696 | 5.897 | 290 | 262 | 148 | 144 | 345 | 1.663 | 1.369 | 990 |
| Inde | 4.363 | 688 | 3.595 | 80 | 350 | 161 | 112 | 123 | 296 | 1.005 | 843 |
| Indonésie | 954 | 100 | 821 | 33 | 30 | 25 | 29 | 33 | 78 | 196 | 183 |
| Iran | 1.073 | 148 | 792 | 133 | 58 | 32 | 38 | 46 | 88 | 125 | 155 |
| Israël | 1.592 | 374 | 1.151 | 67 | 111 | 117 | 96 | 98 | 154 | 198 | 180 |
| Japon | 3.958 | 980 | 2.949 | 29 | 286 | 335 | 247 | 167 | 117 | 325 | 557 |
| Liban | 1.107 | 167 | 835 | 105 | 61 | 39 | 47 | 41 | 122 | 178 | 199 |
| Pakistan | 2.621 | 413 | 2.175 | 33 | 171 | 121 | 77 | 71 | 165 | 425 | 539 |
| Philippines | 3.405 | 562 | 2.791 | 52 | 178 | 164 | 136 | 141 | 243 | 445 | 539 |
| Syrie | 887 | 148 | 693 | 46 | 78 | 32 | 25 | 42 | 93 | 161 | 168 |
| Thaïlande | 2.444 | 481 | 1.950 | 13 | 79 | 154 | 147 | 158 | 243 | 441 | 456 |
| Vietnam | 928 | 77 | 822 | 29 | 29 | 18 | 22 | 34 | 106 | 278 | 186 |
| Autres pays d'Asie | 6.682 | 1.875 | 4.650 | 157 | 581 | 488 | 489 | 492 | 600 | 805 | 933 |

Population au 1.1.2004

| De 35 à 39 ans | De 40 à 44 ans | De 45 à 49 ans | De 50 à 54 ans | De 55 à 59 ans | De 60 à 64 ans | De 65 à 69 ans | De 70 à 74 ans | De 75 à 79 ans | De 80 à 84 ans | De 85 à 89 ans | De 90 à 94 ans | 95 ans et plus | |
|----------------------|----------------------|----------------------|----------------------|----------------------|----------------------|----------------------|----------------------|----------------------|----------------------|----------------------|----------------------|-------------------|--------------------------|
| 788.716 | 808.508 | 759.489 | 695.175 | 638.422 | 488.171 | 493.967 | 473.162 | 384.354 | 267.180 | 98.598 | 50.827 | 12.032 | Total |
| 91.703 | 79.328 | 67.688 | 58.202 | 50.537 | 38.887 | 33.387 | 27.601 | 20.394 | 11.813 | 3.754 | 1.736 | 435 | Étrangers |
| | | | | | | | | | | | | | Union européenne |
| 697.013 | 729.180 | 691.801 | 636.973 | 587.885 | 449.284 | 460.580 | 445.561 | 363.960 | 255.367 | 94.844 | 49.091 | 11.597 | Belgique |
| 4.589 | 4.089 | 3.116 | 2.593 | 2.163 | 2.400 | 1.585 | 873 | 800 | 428 | 129 | 60 | 15 | Allemagne |
| 340 | 304 | 173 | 145 | 159 | 84 | 44 | 33 | 30 | 29 | 13 | 11 | 2 | Autriche |
| 415 | 295 | 249 | 252 | 267 | 152 | 59 | 21 | 20 | 15 | 3 | 2 | 2 | Danemark |
| 5.142 | 5.171 | 4.257 | 3.106 | 2.808 | 2.113 | 2.452 | 2.429 | 1.446 | 491 | 122 | 47 | 15 | Espagne |
| 501 | 373 | 219 | 155 | 154 | 43 | 21 | 9 | 4 | 1 | 0 | 2 | 0 | Finlande |
| 11.680 | 9.258 | 8.490 | 9.315 | 8.252 | 4.833 | 3.807 | 3.241 | 2.957 | 2.214 | 684 | 451 | 133 | France |
| 1.883 | 1.922 | 1.707 | 1.281 | 967 | 892 | 1.166 | 1.157 | 526 | 169 | 41 | 21 | 4 | Grèce |
| 533 | 471 | 402 | 314 | 298 | 247 | 208 | 245 | 149 | 109 | 64 | 28 | 9 | Luxembourg |
| 418 | 394 | 352 | 240 | 160 | 69 | 39 | 18 | 15 | 9 | 5 | 2 | 1 | Irlande |
| 18.102 | 18.825 | 19.451 | 17.318 | 14.902 | 11.550 | 10.669 | 9.846 | 8.258 | 4.697 | 1.295 | 545 | 103 | Italie |
| 10.795 | 9.782 | 8.209 | 7.803 | 8.391 | 6.552 | 4.769 | 3.778 | 2.625 | 1.596 | 670 | 241 | 61 | Pays-Bas |
| 3.117 | 2.939 | 2.187 | 1.569 | 1.032 | 714 | 621 | 366 | 208 | 94 | 33 | 14 | 5 | Portugal |
| 2.876 | 2.784 | 2.449 | 2.476 | 2.118 | 961 | 550 | 350 | 455 | 450 | 125 | 47 | 10 | Grande-Bretagne |
| 560 | 406 | 307 | 269 | 373 | 209 | 82 | 67 | 34 | 29 | 9 | 4 | 0 | Suède |
| | | | | | | | | | | | | | Reste de l'Europe |
| 251 | 162 | 134 | 84 | 39 | 17 | 7 | 17 | 8 | 7 | 1 | 0 | 0 | Bulgarie |
| 99 | 90 | 60 | 57 | 32 | 24 | 29 | 16 | 5 | 4 | 0 | 0 | 0 | Bosnie-Herzégovine |
| 7 | 7 | 7 | 4 | 6 | 0 | 2 | 0 | 1 | 0 | 0 | 0 | 0 | Chypre |
| 65 | 57 | 44 | 36 | 27 | 30 | 28 | 22 | 23 | 18 | 6 | 5 | 0 | Croatie |
| 18 | 8 | 5 | 3 | 2 | 2 | 0 | 1 | 0 | 0 | 0 | 0 | 0 | Estonie |
| 141 | 77 | 94 | 62 | 29 | 30 | 26 | 13 | 13 | 11 | 4 | 5 | 1 | Hongrie |
| 23 | 12 | 5 | 9 | 5 | 3 | 0 | 0 | 1 | 0 | 0 | 0 | 0 | Lettonie |
| 22 | 11 | 9 | 2 | 2 | 4 | 0 | 0 | 0 | 0 | 1 | 0 | 0 | Lituanie |
| 207 | 124 | 85 | 60 | 42 | 62 | 42 | 25 | 22 | 6 | 2 | 1 | 0 | Macedoine (A.R.Y.) |
| 176 | 110 | 97 | 80 | 97 | 52 | 36 | 27 | 7 | 7 | 3 | 1 | 0 | Norvège |
| 1.227 | 838 | 701 | 449 | 230 | 131 | 148 | 137 | 195 | 142 | 66 | 47 | 16 | Pologne |
| 501 | 296 | 228 | 109 | 50 | 35 | 37 | 40 | 14 | 15 | 4 | 5 | 0 | Roumanie |
| 424 | 339 | 249 | 137 | 109 | 52 | 37 | 21 | 24 | 9 | 6 | 1 | 1 | Russie |
| 69 | 58 | 30 | 26 | 12 | 1 | 0 | 3 | 2 | 3 | 1 | 2 | 0 | Slovaquie |
| 21 | 12 | 6 | 14 | 14 | 12 | 7 | 12 | 9 | 5 | 5 | 0 | 1 | Slovénie |
| 188 | 181 | 147 | 138 | 128 | 155 | 108 | 121 | 107 | 75 | 35 | 16 | 6 | Suisse |
| 24 | 13 | 18 | 18 | 7 | 7 | 2 | 3 | 4 | 1 | 2 | 0 | 0 | Tchécoslovaquie |
| 75 | 40 | 36 | 36 | 21 | 8 | 2 | 4 | 4 | 3 | 1 | 0 | 0 | Tchéquie |
| 3.342 | 2.860 | 2.443 | 2.033 | 1.642 | 1.845 | 1.653 | 1.347 | 443 | 125 | 51 | 20 | 7 | Turquie |
| 664 | 450 | 288 | 235 | 158 | 148 | 113 | 101 | 74 | 27 | 10 | 6 | 3 | Yougoslavie (ex) |
| 382 | 320 | 213 | 117 | 65 | 54 | 43 | 27 | 14 | 5 | 2 | 1 | 0 | Autres pays d'Europe |
| | | | | | | | | | | | | | Asie |
| 122 | 72 | 33 | 9 | 5 | 3 | 1 | 1 | 0 | 0 | 0 | 0 | 0 | Bangladesh |
| 565 | 446 | 273 | 142 | 131 | 115 | 125 | 85 | 43 | 27 | 9 | 0 | 1 | Chine (Rép. populaire) |
| 510 | 372 | 262 | 122 | 89 | 38 | 39 | 17 | 17 | 5 | 2 | 0 | 0 | Inde |
| 127 | 96 | 55 | 39 | 21 | 9 | 10 | 7 | 8 | 3 | 4 | 1 | 0 | Indonésie |
| 124 | 86 | 47 | 31 | 54 | 56 | 41 | 42 | 29 | 13 | 7 | 1 | 0 | Iran |
| 168 | 129 | 104 | 66 | 70 | 34 | 16 | 14 | 14 | 14 | 6 | 2 | 1 | Israël |
| 670 | 527 | 318 | 219 | 124 | 37 | 13 | 4 | 7 | 4 | 0 | 1 | 0 | Japon |
| 123 | 65 | 42 | 33 | 27 | 25 | 27 | 31 | 24 | 13 | 5 | 5 | 0 | Liban |
| 434 | 264 | 163 | 85 | 54 | 19 | 13 | 10 | 2 | 8 | 0 | 0 | 0 | Pakistan |
| 532 | 396 | 249 | 179 | 97 | 54 | 32 | 14 | 4 | 1 | 0 | 1 | 0 | Philippines |
| 128 | 50 | 25 | 21 | 8 | 10 | 13 | 15 | 10 | 4 | 4 | 0 | 0 | Syrie |
| 356 | 208 | 123 | 45 | 12 | 9 | 5 | 4 | 3 | 1 | 0 | 0 | 0 | Thaïlande |
| 79 | 66 | 45 | 20 | 7 | 9 | 10 | 7 | 5 | 0 | 4 | 3 | 0 | Vietnam |
| 748 | 587 | 338 | 251 | 128 | 85 | 60 | 37 | 30 | 19 | 7 | 3 | 1 | Autres pays d'Asie |

Population au 1.1.2004

Population par pays de nationalité, groupe d'âges et province - Belgique (suite)

| Total | Moins de 18 ans | De 18 à 64 ans | 65 ans et plus | Moins de 5 ans | De 5 à 9 ans | De 10 à 14 ans | De 15 à 19 ans | De 20 à 24 ans | De 25 à 29 ans | De 30 à 34 ans | |
|------------------------------|-----------------|----------------|----------------|----------------|--------------|----------------|----------------|----------------|----------------|----------------|--------|
| Afrique | | | | | | | | | | | |
| Afrique du Sud (Rép.) | 780 | 133 | 641 | 6 | 40 | 35 | 41 | 41 | 83 | 126 | 146 |
| Algérie | 7.336 | 1.103 | 5.266 | 967 | 289 | 289 | 320 | 322 | 388 | 793 | 1.063 |
| Angola | 1.237 | 505 | 717 | 15 | 174 | 117 | 142 | 121 | 100 | 84 | 139 |
| Burundi | 874 | 256 | 611 | 7 | 115 | 61 | 51 | 56 | 57 | 96 | 159 |
| Cameroun | 2.432 | 369 | 2.044 | 19 | 137 | 106 | 80 | 109 | 464 | 557 | 475 |
| Congo (Rép. dém.) | 13.823 | 3.417 | 9.975 | 431 | 1.174 | 818 | 849 | 963 | 1.368 | 1.553 | 1.700 |
| Côte-d'Ivoire | 831 | 149 | 677 | 5 | 30 | 30 | 53 | 53 | 102 | 156 | 176 |
| Egypte | 844 | 142 | 676 | 26 | 74 | 35 | 20 | 21 | 59 | 136 | 198 |
| Ghana | 2.509 | 655 | 1.849 | 5 | 187 | 104 | 178 | 406 | 252 | 149 | 210 |
| Maroc | 81.763 | 14.801 | 60.459 | 6.503 | 4.504 | 3.673 | 3.841 | 4.972 | 8.762 | 11.814 | 11.179 |
| Maurice | 751 | 53 | 667 | 31 | 7 | 11 | 27 | 23 | 105 | 110 | 108 |
| Nigeria | 1.636 | 307 | 1.325 | 4 | 152 | 80 | 47 | 53 | 111 | 293 | 403 |
| Rwanda | 1.123 | 333 | 768 | 22 | 107 | 85 | 79 | 98 | 110 | 140 | 156 |
| Sénégal | 1.033 | 137 | 887 | 9 | 46 | 39 | 30 | 38 | 78 | 201 | 234 |
| Tunisie | 3.328 | 338 | 2.875 | 115 | 134 | 94 | 70 | 83 | 369 | 655 | 551 |
| Autres pays d'Afrique | 7.850 | 1.639 | 6.131 | 80 | 583 | 422 | 382 | 428 | 831 | 1.326 | 1.461 |
| Amérique | | | | | | | | | | | |
| Bésil | 2.160 | 423 | 1.703 | 34 | 78 | 128 | 106 | 171 | 194 | 339 | 381 |
| Canada | 2.601 | 515 | 1.939 | 147 | 115 | 144 | 162 | 169 | 299 | 259 | 235 |
| Chili | 1.081 | 110 | 906 | 65 | 25 | 30 | 22 | 63 | 50 | 107 | 174 |
| Colombie | 1.297 | 205 | 1.062 | 30 | 23 | 54 | 81 | 96 | 106 | 178 | 186 |
| Dominicaine (Rép.) | 568 | 129 | 422 | 17 | 19 | 44 | 43 | 56 | 59 | 93 | 104 |
| Etats-Unis d'Amérique | 11.582 | 3.382 | 7.509 | 691 | 958 | 970 | 957 | 765 | 821 | 688 | 993 |
| Pérou | 881 | 107 | 750 | 24 | 22 | 35 | 27 | 38 | 71 | 127 | 178 |
| Autres pays d'Amérique | 4.873 | 874 | 3.908 | 91 | 170 | 235 | 250 | 434 | 467 | 847 | 871 |
| Océanie | | | | | | | | | | | |
| Australie | 733 | 129 | 580 | 24 | 33 | 44 | 29 | 81 | 45 | 71 | 112 |
| Autres pays d'Océanie | 181 | 27 | 149 | 5 | 9 | 6 | 5 | 17 | 8 | 19 | 26 |
| Réfugiés | | | | | | | | | | | |
| D'origine indéterminée | 909 | 286 | 578 | 45 | 97 | 78 | 74 | 68 | 64 | 78 | 56 |
| D'origine déterminée | 9.379 | 2.522 | 5.747 | 1.110 | 588 | 688 | 760 | 857 | 799 | 791 | 849 |
| Apatrides ou inconnus | | | | | | | | | | | |
| Apatride | 310 | 16 | 243 | 51 | 2 | 4 | 8 | 3 | 11 | 16 | 23 |
| Inconnu | 2.052 | 918 | 1.088 | 46 | 444 | 214 | 180 | 131 | 122 | 142 | 221 |

| De 35 à 39 ans | De 40 à 44 ans | De 45 à 49 ans | De 50 à 54 ans | De 55 à 59 ans | De 60 à 64 ans | De 65 à 69 ans | De 70 à 74 ans | De 75 à 79 ans | De 80 à 84 ans | De 85 à 89 ans | De 90 à 94 ans | 95 ans et plus | |
|----------------------|----------------------|----------------------|----------------------|----------------------|----------------------|----------------------|----------------------|----------------------|----------------------|----------------------|----------------------|----------------------|------------------------------|
| | | | | | | | | | | | | | Afrique |
| 98 | 71 | 43 | 26 | 17 | 7 | 2 | 2 | 0 | 2 | 0 | 0 | 0 | Afrique du Sud (Rép.) |
| 896 | 546 | 393 | 338 | 313 | 419 | 383 | 318 | 164 | 73 | 23 | 6 | 0 | Algérie |
| 149 | 111 | 56 | 19 | 5 | 5 | 8 | 2 | 2 | 2 | 1 | 0 | 0 | Angola |
| 145 | 72 | 34 | 14 | 4 | 3 | 5 | 2 | 0 | 0 | 0 | 0 | 0 | Burundi |
| 269 | 107 | 48 | 24 | 21 | 16 | 10 | 6 | 2 | 0 | 1 | 0 | 0 | Cameroun |
| 1.740 | 1.322 | 769 | 470 | 383 | 283 | 207 | 132 | 68 | 19 | 4 | 1 | 0 | Congo (Rép. dém.) |
| 119 | 53 | 32 | 12 | 6 | 4 | 1 | 2 | 2 | 0 | 0 | 0 | 0 | Côte-d'Ivoire |
| 127 | 69 | 30 | 26 | 12 | 11 | 13 | 7 | 3 | 2 | 0 | 1 | 0 | Egypte |
| 360 | 369 | 221 | 51 | 12 | 5 | 3 | 0 | 1 | 1 | 0 | 0 | 0 | Ghana |
| 7.923 | 5.574 | 4.224 | 3.150 | 2.478 | 3.166 | 3.280 | 1.929 | 814 | 332 | 105 | 32 | 11 | Maroc |
| 107 | 79 | 55 | 47 | 27 | 14 | 10 | 10 | 5 | 5 | 0 | 1 | 0 | Maurice |
| 257 | 151 | 57 | 20 | 4 | 4 | 3 | 1 | 0 | 0 | 0 | 0 | 0 | Nigeria |
| 132 | 72 | 43 | 30 | 23 | 26 | 13 | 2 | 5 | 1 | 1 | 0 | 0 | Rwanda |
| 177 | 96 | 36 | 31 | 13 | 5 | 6 | 1 | 0 | 1 | 1 | 0 | 0 | Sénégal |
| 400 | 239 | 211 | 178 | 151 | 78 | 48 | 39 | 19 | 4 | 3 | 2 | 0 | Tunisie |
| 1.090 | 606 | 337 | 160 | 81 | 63 | 42 | 19 | 11 | 4 | 1 | 3 | 0 | Autres pays d'Afrique |
| | | | | | | | | | | | | | Amérique |
| 295 | 175 | 119 | 72 | 44 | 24 | 14 | 5 | 9 | 4 | 0 | 1 | 1 | Brésil |
| 251 | 263 | 216 | 165 | 119 | 57 | 36 | 35 | 37 | 28 | 7 | 3 | 1 | Canada |
| 134 | 106 | 120 | 97 | 54 | 34 | 21 | 17 | 12 | 6 | 5 | 3 | 1 | Chili |
| 185 | 156 | 96 | 46 | 37 | 23 | 11 | 9 | 3 | 4 | 2 | 0 | 1 | Colombie |
| 73 | 28 | 16 | 4 | 7 | 5 | 7 | 6 | 2 | 1 | 1 | 0 | 0 | Dominicaine (Rép.) |
| 1.151 | 1.123 | 860 | 698 | 598 | 309 | 166 | 174 | 156 | 111 | 47 | 28 | 9 | Etats-Unis d'Amérique |
| 156 | 83 | 60 | 29 | 16 | 15 | 6 | 6 | 6 | 3 | 1 | 2 | 0 | Pérou |
| 663 | 371 | 225 | 130 | 66 | 53 | 43 | 22 | 14 | 9 | 3 | 0 | 0 | Autres pays d'Amérique |
| | | | | | | | | | | | | | Océanie |
| 91 | 62 | 60 | 34 | 32 | 15 | 10 | 3 | 6 | 3 | 1 | 1 | 0 | Australie |
| 24 | 20 | 18 | 11 | 10 | 3 | 3 | 1 | 0 | 1 | 0 | 0 | 0 | Autres pays d'Océanie |
| | | | | | | | | | | | | | Réfugiés |
| 90 | 95 | 64 | 52 | 30 | 18 | 8 | 6 | 13 | 8 | 6 | 3 | 1 | D'origine indéterminée |
| 785 | 681 | 562 | 387 | 324 | 198 | 200 | 166 | 319 | 274 | 96 | 44 | 11 | D'origine déterminée |
| | | | | | | | | | | | | | Apatrides ou inconnus |
| 45 | 33 | 36 | 32 | 36 | 10 | 9 | 9 | 20 | 7 | 3 | 2 | 1 | Apatride |
| 208 | 153 | 103 | 42 | 26 | 20 | 22 | 12 | 8 | 2 | 1 | 1 | 0 | Inconnu |

Population au 1.1.2004

Population par pays de nationalité, groupe d'âges et province - Région de Bruxelles-Capitale

| | Total | Moins de 18 ans | De 18 à 64 ans | 65 ans et plus | Moins de 5 ans | De 5 à 9 ans | De 10 à 14 ans | De 15 à 19 ans | De 20 à 24 ans | De 25 à 29 ans | De 30 à 34 ans |
|--------------------------|---------|-----------------|----------------|----------------|----------------|--------------|----------------|----------------|----------------|----------------|----------------|
| Total | 999.899 | 214.911 | 628.573 | 156.415 | 67.551 | 58.547 | 56.207 | 54.615 | 67.528 | 85.092 | 87.432 |
| Étrangers | 263.451 | 42.666 | 199.995 | 20.790 | 13.171 | 11.572 | 11.139 | 11.851 | 20.669 | 31.272 | 34.437 |
| Union européenne | | | | | | | | | | | |
| Belgique | 736.448 | 172.245 | 428.578 | 135.625 | 54.380 | 46.975 | 45.068 | 42.764 | 46.859 | 53.820 | 52.995 |
| Allemagne | 7.778 | 1.127 | 6.075 | 576 | 435 | 342 | 226 | 203 | 296 | 601 | 1.010 |
| Autriche | 1.231 | 185 | 992 | 54 | 72 | 57 | 31 | 33 | 48 | 124 | 204 |
| Danemark | 1.711 | 317 | 1.357 | 37 | 112 | 97 | 68 | 63 | 86 | 180 | 232 |
| Espagne | 20.428 | 2.138 | 15.432 | 2.858 | 495 | 563 | 654 | 723 | 1.064 | 1.809 | 2.123 |
| Finlande | 1.893 | 354 | 1.524 | 15 | 130 | 103 | 79 | 68 | 92 | 184 | 242 |
| France | 39.138 | 6.240 | 29.794 | 3.104 | 1.875 | 1.769 | 1.642 | 1.717 | 3.696 | 5.150 | 4.860 |
| Grèce | 8.922 | 974 | 6.558 | 1.390 | 217 | 254 | 306 | 336 | 500 | 694 | 788 |
| Luxembourg | 1.268 | 71 | 953 | 244 | 19 | 27 | 19 | 26 | 114 | 118 | 109 |
| Irlande | 1.859 | 307 | 1.513 | 39 | 103 | 93 | 78 | 58 | 81 | 231 | 316 |
| Italie | 27.953 | 3.149 | 21.230 | 3.574 | 795 | 877 | 879 | 1.005 | 1.427 | 2.223 | 3.137 |
| Pays-Bas | 5.443 | 794 | 4.042 | 607 | 346 | 230 | 153 | 115 | 203 | 562 | 754 |
| Portugal | 15.958 | 3.695 | 11.594 | 669 | 983 | 1.081 | 1.080 | 968 | 1.167 | 1.516 | 1.756 |
| Grande-Bretagne | 9.230 | 1.345 | 7.339 | 546 | 496 | 401 | 283 | 275 | 425 | 942 | 1.192 |
| Suède | 2.467 | 329 | 2.030 | 108 | 128 | 87 | 71 | 83 | 98 | 242 | 425 |
| Reste de l'Europe | | | | | | | | | | | |
| Bulgarie | 814 | 126 | 674 | 14 | 33 | 21 | 47 | 46 | 85 | 177 | 135 |
| Bosnie-Herzégovine | 183 | 36 | 132 | 15 | 8 | 8 | 13 | 10 | 18 | 20 | 27 |
| Chypre | 37 | 3 | 32 | 2 | 2 | 0 | 1 | 0 | 8 | 6 | 3 |
| Croatie | 123 | 15 | 98 | 10 | 6 | 3 | 3 | 5 | 4 | 12 | 24 |
| Estonie | 93 | 8 | 84 | 1 | 3 | 2 | 2 | 1 | 10 | 38 | 17 |
| Hongrie | 636 | 84 | 526 | 26 | 28 | 21 | 22 | 21 | 57 | 150 | 112 |
| Lettonie | 111 | 18 | 93 | 0 | 5 | 4 | 9 | 1 | 9 | 37 | 20 |
| Lituanie | 133 | 19 | 113 | 1 | 5 | 7 | 4 | 3 | 27 | 38 | 26 |
| Macedoine (A.R.Y.) | 1.057 | 290 | 714 | 53 | 96 | 67 | 88 | 57 | 116 | 146 | 136 |
| Norvège | 463 | 50 | 399 | 14 | 30 | 10 | 7 | 7 | 29 | 52 | 89 |
| Pologne | 5.412 | 1.384 | 3.946 | 82 | 464 | 457 | 332 | 212 | 311 | 774 | 1.089 |
| Roumanie | 1.958 | 456 | 1.462 | 40 | 149 | 113 | 118 | 109 | 200 | 388 | 304 |
| Russie | 1.095 | 218 | 834 | 43 | 59 | 45 | 70 | 72 | 68 | 158 | 148 |
| Slovaquie | 238 | 19 | 219 | 0 | 2 | 6 | 6 | 8 | 31 | 85 | 50 |
| Slovénie | 105 | 5 | 100 | 0 | 1 | 2 | 0 | 3 | 9 | 36 | 24 |
| Suisse | 688 | 48 | 486 | 154 | 17 | 15 | 9 | 8 | 48 | 62 | 66 |
| Tchécoslovaquie | 99 | 6 | 89 | 4 | 0 | 0 | 2 | 7 | 10 | 19 | 12 |
| Tchéquie | 345 | 31 | 314 | 0 | 12 | 4 | 9 | 12 | 42 | 135 | 58 |
| Turquie | 11.595 | 1.947 | 8.663 | 985 | 543 | 552 | 492 | 612 | 1.337 | 1.562 | 1.277 |
| Yougoslavie (ex) | 2.101 | 560 | 1.395 | 146 | 174 | 161 | 161 | 108 | 164 | 241 | 287 |
| Autres pays d'Europe | 1.403 | 325 | 1.037 | 41 | 93 | 87 | 93 | 93 | 136 | 245 | 216 |
| Asie | | | | | | | | | | | |
| Bangladesh | 409 | 96 | 312 | 1 | 27 | 25 | 25 | 33 | 42 | 50 | 65 |
| Chine (Rép. populaire) | 1.977 | 142 | 1.770 | 65 | 46 | 32 | 31 | 71 | 450 | 420 | 314 |
| Inde | 1.237 | 173 | 1.046 | 18 | 92 | 34 | 34 | 28 | 69 | 317 | 275 |
| Indonésie | 246 | 42 | 198 | 6 | 15 | 8 | 15 | 6 | 15 | 38 | 43 |
| Iran | 435 | 36 | 334 | 65 | 13 | 8 | 12 | 13 | 30 | 52 | 57 |
| Israël | 449 | 96 | 331 | 22 | 30 | 25 | 29 | 22 | 23 | 58 | 51 |
| Japon | 2.650 | 725 | 1.910 | 15 | 213 | 256 | 188 | 95 | 53 | 170 | 374 |
| Liban | 652 | 90 | 498 | 64 | 36 | 20 | 25 | 22 | 66 | 103 | 127 |
| Pakistan | 1.083 | 150 | 915 | 18 | 62 | 44 | 27 | 31 | 82 | 201 | 220 |
| Philippines | 1.648 | 366 | 1.258 | 24 | 123 | 113 | 80 | 79 | 59 | 113 | 195 |
| Syrie | 474 | 72 | 374 | 28 | 45 | 9 | 11 | 15 | 44 | 89 | 92 |
| Thaïlande | 344 | 49 | 292 | 3 | 6 | 17 | 19 | 12 | 40 | 83 | 54 |
| Vietnam | 405 | 34 | 356 | 15 | 10 | 7 | 14 | 12 | 45 | 95 | 94 |
| Autres pays d'Asie | 1.917 | 417 | 1.437 | 63 | 118 | 110 | 111 | 121 | 178 | 258 | 267 |

Population au 1.1.2004

| De 35 à 39 ans | De 40 à 44 ans | De 45 à 49 ans | De 50 à 54 ans | De 55 à 59 ans | De 60 à 64 ans | De 65 à 69 ans | De 70 à 74 ans | De 75 à 79 ans | De 80 à 84 ans | De 85 à 89 ans | De 90 à 94 ans | 95 ans et plus | |
|----------------------|----------------------|----------------------|----------------------|----------------------|----------------------|----------------------|----------------------|----------------------|----------------------|----------------------|----------------------|-------------------|--------------------------|
| 79.238 | 70.911 | 63.781 | 58.495 | 52.993 | 41.094 | 38.396 | 37.691 | 34.101 | 27.225 | 11.067 | 6.238 | 1.697 | Total |
| 30.086 | 23.201 | 18.121 | 14.935 | 12.583 | 9.624 | 7.824 | 5.894 | 3.699 | 2.088 | 768 | 404 | 113 | Étrangers |
| | | | | | | | | | | | | | Union européenne |
| 49.152 | 47.710 | 45.660 | 43.560 | 40.410 | 31.470 | 30.572 | 31.797 | 30.402 | 25.137 | 10.299 | 5.834 | 1.584 | Belgique |
| 1.225 | 997 | 584 | 453 | 388 | 442 | 252 | 139 | 89 | 54 | 26 | 12 | 4 | Allemagne |
| 214 | 176 | 83 | 60 | 46 | 29 | 12 | 4 | 13 | 11 | 6 | 7 | 1 | Autriche |
| 229 | 143 | 136 | 115 | 133 | 80 | 21 | 5 | 7 | 3 | 0 | 1 | 0 | Danemark |
| 2.253 | 2.089 | 1.803 | 1.481 | 1.437 | 1.076 | 1.084 | 932 | 560 | 191 | 59 | 24 | 8 | Espagne |
| 347 | 242 | 145 | 107 | 108 | 31 | 11 | 1 | 2 | 0 | 0 | 1 | 0 | Finlande |
| 3.896 | 2.829 | 2.429 | 2.576 | 2.251 | 1.344 | 894 | 758 | 656 | 498 | 158 | 111 | 29 | France |
| 974 | 949 | 829 | 675 | 542 | 468 | 543 | 512 | 217 | 82 | 23 | 12 | 1 | Grèce |
| 150 | 104 | 94 | 85 | 89 | 70 | 48 | 61 | 54 | 35 | 29 | 13 | 4 | Luxembourg |
| 236 | 202 | 177 | 125 | 86 | 34 | 26 | 7 | 3 | 2 | 1 | 0 | 0 | Irlande |
| 3.204 | 2.739 | 2.261 | 2.139 | 1.988 | 1.705 | 1.352 | 959 | 668 | 383 | 133 | 59 | 20 | Italie |
| 703 | 522 | 409 | 303 | 316 | 220 | 136 | 146 | 136 | 107 | 44 | 32 | 6 | Pays-Bas |
| 1.841 | 1.730 | 1.265 | 914 | 609 | 379 | 302 | 181 | 97 | 54 | 21 | 11 | 3 | Portugal |
| 1.153 | 904 | 793 | 799 | 685 | 336 | 153 | 94 | 115 | 121 | 45 | 15 | 3 | Grande-Bretagne |
| 357 | 226 | 152 | 146 | 223 | 121 | 46 | 29 | 13 | 15 | 4 | 1 | 0 | Suède |
| | | | | | | | | | | | | | Reste de l'Europe |
| 86 | 60 | 64 | 29 | 14 | 3 | 4 | 5 | 3 | 1 | 1 | 0 | 0 | Bulgarie |
| 22 | 12 | 13 | 9 | 5 | 3 | 10 | 5 | 0 | 0 | 0 | 0 | 0 | Bosnie-Herzégovine |
| 3 | 3 | 4 | 2 | 3 | 0 | 1 | 0 | 1 | 0 | 0 | 0 | 0 | Chypre |
| 15 | 16 | 7 | 4 | 10 | 4 | 3 | 1 | 3 | 2 | 0 | 1 | 0 | Croatie |
| 7 | 4 | 4 | 1 | 2 | 1 | 0 | 1 | 0 | 0 | 0 | 0 | 0 | Estonie |
| 49 | 31 | 50 | 36 | 21 | 12 | 8 | 6 | 7 | 3 | 1 | 1 | 0 | Hongrie |
| 15 | 4 | 1 | 4 | 1 | 1 | 0 | 0 | 0 | 0 | 0 | 0 | 0 | Lettonie |
| 12 | 2 | 4 | 2 | 0 | 2 | 0 | 0 | 0 | 0 | 1 | 0 | 0 | Lituanie |
| 109 | 65 | 44 | 31 | 17 | 32 | 23 | 14 | 11 | 2 | 2 | 1 | 0 | Macedoine (A.R.Y.) |
| 78 | 28 | 35 | 33 | 37 | 14 | 5 | 6 | 1 | 1 | 1 | 0 | 0 | Norvège |
| 657 | 436 | 302 | 177 | 81 | 38 | 31 | 16 | 13 | 6 | 7 | 6 | 3 | Pologne |
| 209 | 126 | 120 | 53 | 20 | 9 | 11 | 14 | 4 | 6 | 1 | 4 | 0 | Roumanie |
| 111 | 95 | 99 | 63 | 41 | 23 | 21 | 9 | 7 | 2 | 3 | 1 | 0 | Russie |
| 13 | 14 | 11 | 10 | 2 | 0 | 0 | 0 | 0 | 0 | 0 | 0 | 0 | Slovaquie |
| 9 | 6 | 4 | 4 | 4 | 3 | 0 | 0 | 0 | 0 | 0 | 0 | 0 | Slovénie |
| 61 | 61 | 40 | 49 | 40 | 58 | 35 | 47 | 27 | 20 | 13 | 7 | 5 | Suisse |
| 8 | 6 | 13 | 11 | 3 | 4 | 2 | 1 | 1 | 0 | 0 | 0 | 0 | Tchécoslovaquie |
| 27 | 11 | 12 | 12 | 10 | 1 | 0 | 0 | 0 | 0 | 0 | 0 | 0 | Tchéquie |
| 977 | 774 | 729 | 652 | 568 | 535 | 392 | 360 | 150 | 47 | 24 | 7 | 5 | Turquie |
| 217 | 144 | 91 | 95 | 57 | 55 | 45 | 40 | 38 | 14 | 6 | 0 | 3 | Yougoslavie (ex) |
| 123 | 101 | 85 | 42 | 28 | 20 | 20 | 11 | 5 | 3 | 2 | 0 | 0 | Autres pays d'Europe |
| | | | | | | | | | | | | | Asie |
| 71 | 45 | 16 | 5 | 2 | 2 | 0 | 1 | 0 | 0 | 0 | 0 | 0 | Bangladesh |
| 194 | 152 | 104 | 37 | 37 | 24 | 28 | 21 | 9 | 6 | 1 | 0 | 0 | Chine (Rép. populaire) |
| 152 | 102 | 63 | 28 | 13 | 12 | 9 | 3 | 4 | 2 | 0 | 0 | 0 | Inde |
| 35 | 27 | 18 | 10 | 8 | 2 | 2 | 1 | 3 | 0 | 0 | 0 | 0 | Indonésie |
| 55 | 37 | 21 | 15 | 28 | 29 | 21 | 19 | 13 | 5 | 6 | 1 | 0 | Iran |
| 65 | 36 | 23 | 25 | 24 | 16 | 2 | 5 | 8 | 5 | 0 | 1 | 1 | Israël |
| 469 | 362 | 210 | 148 | 77 | 20 | 7 | 2 | 3 | 2 | 0 | 1 | 0 | Japon |
| 78 | 36 | 23 | 21 | 14 | 17 | 16 | 19 | 17 | 7 | 2 | 3 | 0 | Liban |
| 150 | 105 | 73 | 39 | 24 | 7 | 7 | 6 | 2 | 3 | 0 | 0 | 0 | Pakistan |
| 251 | 217 | 167 | 126 | 66 | 35 | 16 | 7 | 0 | 0 | 0 | 1 | 0 | Philippines |
| 81 | 29 | 10 | 11 | 4 | 6 | 7 | 7 | 6 | 4 | 4 | 0 | 0 | Syrie |
| 49 | 24 | 18 | 12 | 5 | 2 | 1 | 1 | 1 | 0 | 0 | 0 | 0 | Thaïlande |
| 41 | 30 | 21 | 12 | 3 | 6 | 6 | 2 | 4 | 0 | 1 | 2 | 0 | Vietnam |
| 204 | 172 | 114 | 104 | 59 | 38 | 27 | 12 | 11 | 9 | 3 | 1 | 0 | Autres pays d'Asie |

Population au 1.1.2004

Population par pays de nationalité, groupe d'âges et province - Région de Bruxelles-Capitale (suite)

| Total | Moins de 18 ans | De 18 à 64 ans | 65 ans et plus | Moins de 5 ans | De 5 à 9 ans | De 10 à 14 ans | De 15 à 19 ans | De 20 à 24 ans | De 25 à 29 ans | De 30 à 34 ans | |
|------------------------------|-----------------|----------------|----------------|----------------|--------------|----------------|----------------|----------------|----------------|----------------|-------|
| Afrique | | | | | | | | | | | |
| Afrique du Sud (Rép.) | 155 | 19 | 135 | 1 | 4 | 5 | 6 | 6 | 6 | 31 | 36 |
| Algérie | 2.097 | 299 | 1.577 | 221 | 98 | 82 | 71 | 76 | 106 | 236 | 367 |
| Angola | 441 | 157 | 277 | 7 | 58 | 34 | 41 | 34 | 42 | 37 | 60 |
| Burundi | 296 | 68 | 227 | 1 | 27 | 11 | 18 | 23 | 21 | 37 | 46 |
| Cameroun | 1.209 | 176 | 1.021 | 12 | 66 | 46 | 40 | 65 | 197 | 248 | 255 |
| Congo (Rép. dém.) | 7.300 | 1.721 | 5.365 | 214 | 632 | 417 | 421 | 437 | 727 | 865 | 975 |
| Côte-d'Ivoire | 345 | 59 | 284 | 2 | 15 | 14 | 19 | 14 | 27 | 62 | 67 |
| Egypte | 260 | 45 | 198 | 17 | 20 | 7 | 11 | 12 | 6 | 30 | 45 |
| Ghana | 589 | 125 | 463 | 1 | 52 | 24 | 27 | 57 | 44 | 34 | 34 |
| Maroc | 41.987 | 6.669 | 31.740 | 3.578 | 2.092 | 1.590 | 1.733 | 2.288 | 4.377 | 6.132 | 6.032 |
| Maurice | 187 | 8 | 172 | 7 | 2 | 1 | 4 | 6 | 30 | 26 | 25 |
| Nigeria | 533 | 105 | 426 | 2 | 54 | 30 | 15 | 12 | 29 | 67 | 135 |
| Rwanda | 410 | 111 | 287 | 12 | 34 | 30 | 23 | 39 | 43 | 54 | 58 |
| Sénégal | 425 | 63 | 358 | 4 | 21 | 17 | 14 | 19 | 28 | 98 | 81 |
| Tunisie | 1.350 | 157 | 1.139 | 54 | 66 | 43 | 29 | 43 | 133 | 212 | 206 |
| Autres pays d'Afrique | 3.516 | 708 | 2.782 | 26 | 256 | 168 | 169 | 190 | 384 | 558 | 630 |
| Amérique | | | | | | | | | | | |
| Bésil | 848 | 166 | 670 | 12 | 34 | 43 | 46 | 58 | 61 | 123 | 153 |
| Canada | 892 | 127 | 729 | 36 | 48 | 27 | 34 | 31 | 115 | 113 | 120 |
| Chili | 372 | 36 | 311 | 25 | 13 | 7 | 8 | 15 | 19 | 35 | 64 |
| Colombie | 869 | 127 | 720 | 22 | 11 | 31 | 50 | 66 | 62 | 105 | 124 |
| Dominicaine (Rép.) | 139 | 29 | 107 | 3 | 5 | 7 | 10 | 21 | 14 | 16 | 21 |
| Etats-Unis d'Amérique | 3.050 | 437 | 2.375 | 238 | 145 | 132 | 109 | 104 | 304 | 242 | 341 |
| Pérou | 429 | 53 | 364 | 12 | 10 | 12 | 16 | 23 | 32 | 51 | 80 |
| Autres pays d'Amérique | 2.221 | 434 | 1.740 | 47 | 95 | 111 | 139 | 143 | 194 | 353 | 371 |
| Océanie | | | | | | | | | | | |
| Australie | 261 | 42 | 208 | 11 | 14 | 11 | 11 | 11 | 6 | 27 | 58 |
| Autres pays d'Océanie | 63 | 4 | 58 | 1 | 2 | 0 | 1 | 3 | 3 | 11 | 10 |
| Réfugiés | | | | | | | | | | | |
| D'origine indéterminée | 360 | 118 | 227 | 15 | 39 | 27 | 35 | 29 | 35 | 37 | 27 |
| D'origine déterminée | 3.156 | 683 | 2.161 | 312 | 129 | 188 | 212 | 285 | 301 | 302 | 319 |
| Apatrides ou inconnus | | | | | | | | | | | |
| Apatride | 81 | 4 | 65 | 12 | 0 | 1 | 2 | 1 | 6 | 6 | 6 |
| Inconnu | 1.716 | 755 | 935 | 26 | 357 | 182 | 147 | 112 | 105 | 120 | 195 |

| De 35 à 39 ans | De 40 à 44 ans | De 45 à 49 ans | De 50 à 54 ans | De 55 à 59 ans | De 60 à 64 ans | De 65 à 69 ans | De 70 à 74 ans | De 75 à 79 ans | De 80 à 84 ans | De 85 à 89 ans | De 90 à 94 ans | 95 ans et plus | |
|----------------------|----------------------|----------------------|----------------------|----------------------|----------------------|----------------------|----------------------|----------------------|----------------------|----------------------|----------------------|----------------------|------------------------------|
| | | | | | | | | | | | | | Afrique |
| 20 | 15 | 13 | 7 | 4 | 1 | 0 | 1 | 0 | 0 | 0 | 0 | 0 | Afrique du Sud (Rép.) |
| 304 | 171 | 116 | 83 | 76 | 90 | 85 | 62 | 36 | 27 | 8 | 3 | 0 | Algérie |
| 53 | 34 | 24 | 11 | 3 | 3 | 4 | 1 | 1 | 1 | 0 | 0 | 0 | Angola |
| 48 | 30 | 17 | 12 | 4 | 1 | 1 | 0 | 0 | 0 | 0 | 0 | 0 | Burundi |
| 134 | 67 | 32 | 23 | 16 | 8 | 6 | 4 | 2 | 0 | 0 | 0 | 0 | Cameroun |
| 926 | 670 | 394 | 258 | 210 | 154 | 109 | 69 | 29 | 4 | 2 | 1 | 0 | Congo (Rép. dém.) |
| 56 | 30 | 26 | 8 | 3 | 2 | 0 | 1 | 1 | 0 | 0 | 0 | 0 | Côte-d'Ivoire |
| 33 | 24 | 20 | 20 | 7 | 8 | 7 | 5 | 3 | 2 | 0 | 0 | 0 | Egypte |
| 101 | 112 | 72 | 25 | 4 | 2 | 1 | 0 | 0 | 0 | 0 | 0 | 0 | Ghana |
| 4.333 | 2.980 | 2.231 | 1.681 | 1.371 | 1.569 | 1.685 | 1.091 | 487 | 215 | 70 | 23 | 7 | Maroc |
| 21 | 20 | 12 | 16 | 12 | 5 | 3 | 0 | 2 | 1 | 0 | 1 | 0 | Maurice |
| 87 | 59 | 29 | 10 | 3 | 1 | 2 | 0 | 0 | 0 | 0 | 0 | 0 | Nigeria |
| 44 | 21 | 17 | 16 | 7 | 12 | 5 | 2 | 3 | 1 | 1 | 0 | 0 | Rwanda |
| 71 | 36 | 16 | 14 | 4 | 2 | 2 | 1 | 0 | 0 | 1 | 0 | 0 | Sénégal |
| 164 | 107 | 105 | 85 | 63 | 40 | 22 | 17 | 11 | 1 | 2 | 1 | 0 | Tunisie |
| 475 | 295 | 205 | 91 | 43 | 26 | 16 | 3 | 2 | 3 | 0 | 2 | 0 | Autres pays d'Afrique |
| | | | | | | | | | | | | | Amérique |
| 131 | 69 | 53 | 34 | 18 | 13 | 9 | 1 | 2 | 0 | 0 | 0 | 0 | Brésil |
| 83 | 80 | 78 | 59 | 48 | 20 | 15 | 8 | 6 | 6 | 0 | 1 | 0 | Canada |
| 47 | 37 | 48 | 33 | 14 | 7 | 9 | 4 | 4 | 2 | 3 | 2 | 1 | Chili |
| 124 | 112 | 74 | 38 | 31 | 19 | 9 | 5 | 1 | 4 | 2 | 0 | 1 | Colombie |
| 24 | 9 | 5 | 0 | 2 | 2 | 1 | 1 | 1 | 0 | 0 | 0 | 0 | Dominicaine (Rép.) |
| 370 | 311 | 236 | 210 | 205 | 103 | 58 | 66 | 48 | 39 | 16 | 8 | 3 | Etats-Unis d'Amérique |
| 75 | 48 | 35 | 18 | 5 | 12 | 3 | 2 | 3 | 3 | 0 | 1 | 0 | Pérou |
| 315 | 193 | 114 | 81 | 34 | 31 | 24 | 8 | 6 | 7 | 2 | 0 | 0 | Autres pays d'Amérique |
| | | | | | | | | | | | | | Océanie |
| 34 | 20 | 22 | 15 | 14 | 7 | 4 | 2 | 4 | 0 | 0 | 1 | 0 | Australie |
| 8 | 7 | 9 | 3 | 3 | 2 | 0 | 1 | 0 | 0 | 0 | 0 | 0 | Autres pays d'Océanie |
| | | | | | | | | | | | | | Réfugiés |
| 36 | 31 | 17 | 12 | 9 | 11 | 4 | 3 | 1 | 2 | 3 | 1 | 1 | D'origine indéterminée |
| 286 | 252 | 231 | 140 | 112 | 87 | 80 | 57 | 59 | 63 | 29 | 21 | 3 | D'origine déterminée |
| | | | | | | | | | | | | | Apatrides ou inconnus |
| 16 | 6 | 8 | 6 | 9 | 2 | 4 | 1 | 3 | 1 | 1 | 1 | 1 | Apatride |
| 182 | 130 | 89 | 36 | 20 | 15 | 16 | 8 | 2 | 0 | 0 | 0 | 0 | Inconnu |

Population au 1.1.2004

Population par pays de nationalité, groupe d'âges et province - Région flamande

| | Total | Moins de 18 ans | De 18 à 64 ans | 65 ans et plus | Moins de 5 ans | De 5 à 9 ans | De 10 à 14 ans | De 15 à 19 ans | De 20 à 24 ans | De 25 à 29 ans | De 30 à 34 ans |
|--------------------------|-----------|-----------------|----------------|----------------|----------------|--------------|----------------|----------------|----------------|----------------|----------------|
| Total | 6.016.024 | 1.205.679 | 3.753.371 | 1.056.974 | 307.914 | 330.993 | 359.595 | 343.635 | 370.346 | 363.036 | 411.308 |
| Étrangers | 288.375 | 49.298 | 211.149 | 27.928 | 14.221 | 13.708 | 13.370 | 13.847 | 20.649 | 27.264 | 31.004 |
| Union européenne | | | | | | | | | | | |
| Belgique | 5.727.649 | 1.156.381 | 3.542.222 | 1.029.046 | 293.693 | 317.285 | 346.225 | 329.788 | 349.697 | 335.772 | 380.304 |
| Allemagne | 11.421 | 1.694 | 8.323 | 1.404 | 402 | 529 | 490 | 460 | 598 | 602 | 872 |
| Autriche | 851 | 121 | 657 | 73 | 41 | 30 | 31 | 37 | 62 | 60 | 64 |
| Danemark | 1.095 | 229 | 800 | 66 | 58 | 74 | 58 | 61 | 76 | 83 | 92 |
| Espagne | 10.064 | 870 | 7.822 | 1.372 | 158 | 222 | 282 | 354 | 750 | 845 | 963 |
| Finlande | 824 | 213 | 594 | 17 | 50 | 70 | 75 | 44 | 64 | 82 | 75 |
| France | 17.599 | 2.624 | 12.934 | 2.041 | 752 | 789 | 712 | 627 | 974 | 1.321 | 1.795 |
| Grèce | 3.680 | 431 | 2.650 | 599 | 78 | 119 | 140 | 158 | 210 | 236 | 280 |
| Luxembourg | 550 | 18 | 411 | 121 | 0 | 2 | 8 | 14 | 12 | 18 | 28 |
| Irlande | 1.267 | 278 | 964 | 25 | 81 | 78 | 82 | 63 | 108 | 78 | 147 |
| Italie | 23.159 | 1.701 | 18.286 | 3.172 | 343 | 434 | 557 | 657 | 1.058 | 1.513 | 2.246 |
| Pays-Bas | 88.179 | 13.373 | 62.951 | 11.855 | 4.049 | 3.859 | 3.584 | 3.179 | 3.609 | 5.011 | 7.949 |
| Portugal | 5.855 | 1.151 | 4.428 | 276 | 282 | 325 | 352 | 342 | 546 | 583 | 628 |
| Grande-Bretagne | 12.198 | 2.377 | 8.750 | 1.071 | 577 | 701 | 686 | 651 | 609 | 594 | 861 |
| Suède | 1.114 | 236 | 798 | 80 | 61 | 74 | 58 | 64 | 61 | 101 | 105 |
| Reste de l'Europe | | | | | | | | | | | |
| Bulgarie | 1.088 | 222 | 855 | 11 | 57 | 46 | 68 | 81 | 132 | 202 | 164 |
| Bosnie-Herzégovine | 563 | 170 | 364 | 29 | 59 | 54 | 30 | 43 | 70 | 54 | 43 |
| Chypre | 27 | 5 | 21 | 1 | 2 | 3 | 0 | 0 | 3 | 5 | 3 |
| Croatie | 283 | 42 | 220 | 21 | 12 | 12 | 12 | 8 | 25 | 48 | 36 |
| Estonie | 71 | 20 | 51 | 0 | 2 | 4 | 5 | 13 | 10 | 15 | 6 |
| Hongrie | 595 | 80 | 498 | 17 | 27 | 20 | 22 | 18 | 75 | 159 | 120 |
| Lettonie | 98 | 18 | 79 | 1 | 5 | 3 | 5 | 8 | 15 | 24 | 9 |
| Lituanie | 130 | 15 | 115 | 0 | 1 | 3 | 8 | 3 | 42 | 35 | 16 |
| Macedoine (A.R.Y.) | 701 | 219 | 466 | 16 | 60 | 59 | 63 | 61 | 68 | 102 | 82 |
| Norvège | 493 | 84 | 347 | 62 | 23 | 27 | 21 | 23 | 23 | 44 | 40 |
| Pologne | 3.941 | 712 | 3.094 | 135 | 213 | 199 | 194 | 178 | 510 | 692 | 671 |
| Roumanie | 1.303 | 188 | 1.088 | 27 | 57 | 43 | 51 | 65 | 180 | 318 | 236 |
| Russie | 1.838 | 453 | 1.359 | 26 | 133 | 94 | 148 | 117 | 144 | 273 | 269 |
| Slovaquie | 620 | 211 | 406 | 3 | 66 | 42 | 61 | 60 | 75 | 114 | 73 |
| Slovénie | 103 | 9 | 82 | 12 | 3 | 2 | 2 | 2 | 19 | 16 | 10 |
| Suisse | 737 | 82 | 488 | 167 | 20 | 25 | 27 | 13 | 34 | 45 | 56 |
| Tchécoslovaquie | 95 | 9 | 82 | 4 | 0 | 0 | 6 | 3 | 9 | 34 | 15 |
| Tchéquie | 510 | 89 | 415 | 6 | 33 | 19 | 26 | 20 | 109 | 116 | 92 |
| Turquie | 19.711 | 3.387 | 14.573 | 1.751 | 898 | 951 | 929 | 1.225 | 2.633 | 2.895 | 2.017 |
| Yougoslavie (ex) | 3.448 | 1.262 | 2.083 | 103 | 438 | 360 | 324 | 231 | 299 | 425 | 365 |
| Autres pays d'Europe | 1.901 | 477 | 1.395 | 29 | 113 | 133 | 144 | 129 | 227 | 338 | 313 |
| Asie | | | | | | | | | | | |
| Bangladesh | 279 | 41 | 237 | 1 | 22 | 12 | 3 | 6 | 37 | 74 | 61 |
| Chine (Rép. populaire) | 3.274 | 331 | 2.802 | 141 | 131 | 64 | 71 | 165 | 812 | 695 | 492 |
| Inde | 2.733 | 451 | 2.232 | 50 | 232 | 117 | 65 | 70 | 199 | 636 | 514 |
| Indonésie | 634 | 53 | 554 | 27 | 14 | 15 | 14 | 23 | 54 | 143 | 122 |
| Iran | 515 | 100 | 376 | 39 | 39 | 22 | 24 | 29 | 47 | 57 | 88 |
| Israël | 1.027 | 248 | 739 | 40 | 75 | 81 | 58 | 72 | 121 | 127 | 117 |
| Japon | 1.060 | 216 | 834 | 10 | 69 | 68 | 51 | 48 | 39 | 118 | 159 |
| Liban | 242 | 48 | 171 | 23 | 17 | 11 | 13 | 11 | 25 | 33 | 35 |
| Pakistan | 1.154 | 200 | 945 | 9 | 85 | 55 | 39 | 31 | 55 | 168 | 246 |
| Philippines | 1.618 | 185 | 1.408 | 25 | 54 | 49 | 51 | 58 | 170 | 314 | 316 |
| Syrie | 302 | 51 | 238 | 13 | 21 | 15 | 11 | 22 | 41 | 50 | 57 |
| Thaïlande | 1.763 | 337 | 1.422 | 4 | 41 | 111 | 108 | 122 | 169 | 308 | 353 |
| Vietnam | 285 | 30 | 254 | 1 | 13 | 7 | 6 | 13 | 37 | 102 | 51 |
| Autres pays d'Asie | 3.739 | 1.141 | 2.528 | 70 | 365 | 301 | 297 | 286 | 324 | 436 | 512 |

Population au 1.1.2004

| De 35 à 39 ans | De 40 à 44 ans | De 45 à 49 ans | De 50 à 54 ans | De 55 à 59 ans | De 60 à 64 ans | De 65 à 69 ans | De 70 à 74 ans | De 75 à 79 ans | De 80 à 84 ans | De 85 à 89 ans | De 90 à 94 ans | 95 ans et plus | |
|----------------------|----------------------|----------------------|----------------------|----------------------|----------------------|----------------------|----------------------|----------------------|----------------------|----------------------|----------------------|-------------------|--------------------------|
| 462.785 | 480.972 | 448.541 | 403.847 | 376.579 | 299.499 | 305.905 | 285.075 | 222.703 | 151.168 | 56.311 | 29.081 | 6.731 | Total |
| 30.640 | 26.095 | 21.369 | 18.388 | 16.764 | 13.128 | 10.289 | 7.776 | 5.254 | 3.031 | 1.051 | 417 | 110 | Étrangers |
| | | | | | | | | | | | | | Union européenne |
| 432.145 | 454.877 | 427.172 | 385.459 | 359.815 | 286.371 | 295.616 | 277.299 | 217.449 | 148.137 | 55.260 | 28.664 | 6.621 | Belgique |
| 1.491 | 1.210 | 928 | 747 | 734 | 954 | 598 | 318 | 276 | 155 | 35 | 15 | 7 | Allemagne |
| 98 | 92 | 68 | 66 | 91 | 38 | 18 | 18 | 15 | 14 | 5 | 2 | 1 | Autriche |
| 122 | 90 | 67 | 98 | 96 | 54 | 30 | 9 | 13 | 8 | 3 | 1 | 2 | Danemark |
| 1.265 | 1.208 | 970 | 692 | 572 | 411 | 472 | 488 | 284 | 97 | 20 | 8 | 3 | Espagne |
| 118 | 108 | 49 | 28 | 35 | 9 | 9 | 7 | 1 | 0 | 0 | 0 | 0 | Finlande |
| 1.893 | 1.495 | 1.392 | 1.584 | 1.408 | 816 | 599 | 473 | 438 | 359 | 96 | 59 | 17 | France |
| 399 | 426 | 399 | 259 | 195 | 182 | 246 | 217 | 96 | 26 | 6 | 7 | 1 | Grèce |
| 74 | 71 | 63 | 48 | 46 | 45 | 34 | 37 | 30 | 15 | 1 | 3 | 1 | Luxembourg |
| 145 | 151 | 136 | 91 | 58 | 24 | 6 | 7 | 7 | 4 | 1 | 0 | 0 | Irlande |
| 2.463 | 2.584 | 2.705 | 2.286 | 1.857 | 1.284 | 1.035 | 934 | 677 | 379 | 103 | 36 | 8 | Italie |
| 9.352 | 8.451 | 7.122 | 6.889 | 7.443 | 5.827 | 4.241 | 3.293 | 2.237 | 1.302 | 546 | 188 | 48 | Pays-Bas |
| 679 | 628 | 496 | 336 | 226 | 156 | 149 | 66 | 42 | 13 | 5 | 1 | 0 | Portugal |
| 1.269 | 1.367 | 1.218 | 1.194 | 971 | 429 | 282 | 179 | 267 | 253 | 62 | 25 | 3 | Grande-Bretagne |
| 112 | 98 | 72 | 82 | 85 | 61 | 22 | 24 | 16 | 11 | 5 | 2 | 0 | Suède |
| | | | | | | | | | | | | | Reste de l'Europe |
| 127 | 71 | 57 | 40 | 18 | 14 | 2 | 5 | 1 | 3 | 0 | 0 | 0 | Bulgarie |
| 44 | 49 | 27 | 30 | 17 | 14 | 14 | 7 | 4 | 4 | 0 | 0 | 0 | Bosnie-Herzégovine |
| 2 | 3 | 3 | 1 | 1 | 0 | 1 | 0 | 0 | 0 | 0 | 0 | 0 | Chypre |
| 27 | 25 | 20 | 21 | 7 | 9 | 5 | 10 | 6 | 0 | 0 | 0 | 0 | Croatie |
| 10 | 2 | 1 | 2 | 0 | 1 | 0 | 0 | 0 | 0 | 0 | 0 | 0 | Estonie |
| 61 | 26 | 20 | 17 | 6 | 7 | 5 | 2 | 0 | 5 | 2 | 3 | 0 | Hongrie |
| 7 | 6 | 4 | 5 | 4 | 2 | 0 | 0 | 1 | 0 | 0 | 0 | 0 | Lettonie |
| 8 | 9 | 2 | 0 | 2 | 1 | 0 | 0 | 0 | 0 | 0 | 0 | 0 | Lituanie |
| 65 | 42 | 32 | 23 | 10 | 18 | 4 | 6 | 4 | 2 | 0 | 0 | 0 | Macedoine (A.R.Y.) |
| 44 | 50 | 29 | 32 | 44 | 31 | 30 | 18 | 6 | 5 | 2 | 1 | 0 | Norvège |
| 380 | 246 | 245 | 175 | 74 | 29 | 27 | 23 | 39 | 26 | 13 | 7 | 0 | Pologne |
| 151 | 83 | 35 | 30 | 13 | 14 | 11 | 9 | 3 | 3 | 0 | 1 | 0 | Roumanie |
| 232 | 169 | 116 | 52 | 48 | 17 | 10 | 8 | 5 | 1 | 1 | 0 | 1 | Russie |
| 46 | 39 | 19 | 13 | 8 | 1 | 0 | 1 | 1 | 0 | 0 | 1 | 0 | Slovaquie |
| 12 | 3 | 2 | 7 | 9 | 4 | 2 | 4 | 4 | 1 | 1 | 0 | 0 | Slovénie |
| 78 | 68 | 58 | 42 | 45 | 59 | 45 | 41 | 43 | 24 | 8 | 5 | 1 | Suisse |
| 12 | 4 | 3 | 3 | 1 | 1 | 0 | 2 | 1 | 0 | 1 | 0 | 0 | Tchécoslovaquie |
| 29 | 21 | 14 | 16 | 5 | 4 | 2 | 1 | 1 | 2 | 0 | 0 | 0 | Tchéquie |
| 1.506 | 1.251 | 1.090 | 922 | 757 | 886 | 824 | 639 | 197 | 58 | 22 | 9 | 2 | Turquie |
| 323 | 215 | 138 | 97 | 65 | 65 | 38 | 40 | 18 | 4 | 2 | 1 | 0 | Yougoslavie (ex) |
| 172 | 145 | 74 | 46 | 18 | 20 | 19 | 6 | 4 | 0 | 0 | 0 | 0 | Autres pays d'Europe |
| | | | | | | | | | | | | | Asie |
| 34 | 16 | 10 | 2 | 0 | 1 | 1 | 0 | 0 | 0 | 0 | 0 | 0 | Bangladesh |
| 251 | 168 | 112 | 70 | 52 | 50 | 58 | 33 | 28 | 15 | 6 | 0 | 1 | Chine (Rép. populaire) |
| 299 | 228 | 162 | 78 | 62 | 21 | 22 | 13 | 11 | 3 | 1 | 0 | 0 | Inde |
| 83 | 59 | 34 | 26 | 13 | 7 | 8 | 6 | 5 | 3 | 4 | 1 | 0 | Indonésie |
| 58 | 43 | 18 | 11 | 18 | 22 | 13 | 13 | 10 | 2 | 1 | 0 | 0 | Iran |
| 98 | 80 | 65 | 39 | 38 | 16 | 14 | 6 | 6 | 8 | 6 | 0 | 0 | Israël |
| 170 | 141 | 80 | 59 | 36 | 12 | 5 | 2 | 2 | 1 | 0 | 0 | 0 | Japon |
| 28 | 16 | 13 | 7 | 6 | 4 | 5 | 6 | 5 | 3 | 3 | 1 | 0 | Liban |
| 222 | 125 | 62 | 29 | 20 | 8 | 3 | 2 | 0 | 4 | 0 | 0 | 0 | Pakistan |
| 260 | 156 | 75 | 46 | 26 | 18 | 14 | 7 | 3 | 1 | 0 | 0 | 0 | Philippines |
| 37 | 13 | 9 | 9 | 3 | 1 | 5 | 6 | 2 | 0 | 0 | 0 | 0 | Syrie |
| 262 | 160 | 81 | 30 | 7 | 7 | 2 | 1 | 0 | 1 | 0 | 0 | 0 | Thaïlande |
| 13 | 24 | 10 | 4 | 3 | 1 | 0 | 0 | 0 | 0 | 0 | 1 | 0 | Vietnam |
| 433 | 324 | 176 | 119 | 59 | 37 | 24 | 19 | 15 | 7 | 2 | 2 | 1 | Autres pays d'Asie |

Population au 1.1.2004

Population par pays de nationalité, groupe d'âges et province - Région flamande (suite)

| Total | Moins de 18 ans | De 18 à 64 ans | 65 ans et plus | Moins de 5 ans | De 5 à 9 ans | De 10 à 14 ans | De 15 à 19 ans | De 20 à 24 ans | De 25 à 29 ans | De 30 à 34 ans | |
|------------------------------|-----------------|----------------|----------------|----------------|--------------|----------------|----------------|----------------|----------------|----------------|-------|
| Afrique | | | | | | | | | | | |
| Afrique du Sud (Rép.) | 563 | 100 | 458 | 5 | 34 | 24 | 30 | 30 | 68 | 92 | 100 |
| Algérie | 1.100 | 181 | 797 | 122 | 52 | 50 | 53 | 40 | 52 | 135 | 155 |
| Angola | 358 | 162 | 192 | 4 | 48 | 39 | 50 | 47 | 26 | 22 | 28 |
| Burundi | 220 | 72 | 144 | 4 | 32 | 20 | 15 | 11 | 7 | 32 | 45 |
| Cameroun | 385 | 75 | 307 | 3 | 38 | 14 | 17 | 12 | 58 | 90 | 81 |
| Congo (Rép. dém.) | 2.435 | 709 | 1.646 | 80 | 222 | 173 | 180 | 209 | 227 | 227 | 254 |
| Côte-d'Ivoire | 153 | 32 | 121 | 0 | 8 | 3 | 14 | 9 | 40 | 22 | 25 |
| Egypte | 505 | 79 | 419 | 7 | 46 | 22 | 7 | 6 | 48 | 94 | 134 |
| Ghana | 1.674 | 453 | 1.218 | 3 | 114 | 69 | 123 | 318 | 194 | 107 | 163 |
| Maroc | 26.799 | 6.268 | 18.717 | 1.814 | 1.897 | 1.645 | 1.592 | 1.943 | 2.737 | 3.609 | 3.370 |
| Maurice | 114 | 7 | 102 | 5 | 1 | 2 | 2 | 4 | 16 | 21 | 18 |
| Nigeria | 1.006 | 193 | 811 | 2 | 95 | 46 | 31 | 40 | 66 | 212 | 249 |
| Rwanda | 257 | 80 | 172 | 5 | 26 | 18 | 22 | 23 | 26 | 31 | 32 |
| Sénégal | 374 | 50 | 320 | 4 | 14 | 16 | 13 | 10 | 24 | 54 | 94 |
| Tunisie | 1.069 | 129 | 907 | 33 | 47 | 33 | 33 | 27 | 101 | 215 | 180 |
| Autres pays d'Afrique | 2.750 | 634 | 2.083 | 33 | 238 | 164 | 137 | 161 | 268 | 484 | 548 |
| Amérique | | | | | | | | | | | |
| Bésil | 802 | 149 | 643 | 10 | 21 | 52 | 34 | 67 | 85 | 126 | 144 |
| Canada | 783 | 157 | 552 | 74 | 34 | 58 | 42 | 39 | 69 | 68 | 56 |
| Chili | 477 | 35 | 413 | 29 | 7 | 6 | 4 | 33 | 22 | 49 | 68 |
| Colombie | 287 | 54 | 229 | 4 | 6 | 16 | 21 | 23 | 23 | 54 | 45 |
| Dominicaine (Rép.) | 346 | 82 | 250 | 14 | 11 | 30 | 27 | 25 | 38 | 60 | 70 |
| Etats-Unis d'Amérique | 4.221 | 1.130 | 2.806 | 285 | 350 | 328 | 304 | 219 | 325 | 271 | 387 |
| Pérou | 291 | 38 | 246 | 7 | 10 | 17 | 6 | 9 | 21 | 53 | 63 |
| Autres pays d'Amérique | 1.808 | 286 | 1.494 | 28 | 50 | 92 | 76 | 134 | 177 | 365 | 377 |
| Océanie | | | | | | | | | | | |
| Australie | 319 | 55 | 256 | 8 | 12 | 20 | 15 | 21 | 20 | 38 | 44 |
| Autres pays d'Océanie | 93 | 11 | 78 | 4 | 4 | 2 | 3 | 7 | 3 | 8 | 16 |
| Réfugiés | | | | | | | | | | | |
| D'origine indéterminée | 287 | 103 | 171 | 13 | 35 | 32 | 23 | 30 | 19 | 22 | 17 |
| D'origine déterminée | 3.763 | 1.324 | 2.198 | 241 | 361 | 358 | 390 | 364 | 304 | 342 | 345 |
| Apatrides ou inconnus | | | | | | | | | | | |
| Apatride | 129 | 7 | 95 | 27 | 1 | 1 | 4 | 2 | 2 | 4 | 10 |
| Inconnu | 270 | 141 | 115 | 14 | 75 | 25 | 30 | 16 | 14 | 15 | 22 |

| De 35 à 39 ans | De 40 à 44 ans | De 45 à 49 ans | De 50 à 54 ans | De 55 à 59 ans | De 60 à 64 ans | De 65 à 69 ans | De 70 à 74 ans | De 75 à 79 ans | De 80 à 84 ans | De 85 à 89 ans | De 90 à 94 ans | 95 ans et plus | |
|----------------------|----------------------|----------------------|----------------------|----------------------|----------------------|----------------------|----------------------|----------------------|----------------------|----------------------|----------------------|----------------------|------------------------------|
| | | | | | | | | | | | | | Afrique |
| 70 | 49 | 29 | 13 | 13 | 6 | 2 | 1 | 0 | 2 | 0 | 0 | 0 | Afrique du Sud (Rép.) |
| 132 | 86 | 54 | 56 | 48 | 65 | 64 | 34 | 20 | 3 | 1 | 0 | 0 | Algérie |
| 38 | 37 | 14 | 3 | 0 | 2 | 2 | 1 | 0 | 1 | 0 | 0 | 0 | Angola |
| 32 | 15 | 5 | 1 | 0 | 1 | 3 | 1 | 0 | 0 | 0 | 0 | 0 | Burundi |
| 45 | 14 | 8 | 0 | 2 | 3 | 2 | 1 | 0 | 0 | 0 | 0 | 0 | Cameroun |
| 287 | 243 | 143 | 81 | 75 | 34 | 45 | 10 | 17 | 6 | 2 | 0 | 0 | Congo (Rép. dém.) |
| 18 | 9 | 3 | 1 | 0 | 1 | 0 | 0 | 0 | 0 | 0 | 0 | 0 | Côte-d'Ivoire |
| 85 | 37 | 9 | 3 | 5 | 2 | 5 | 2 | 0 | 0 | 0 | 0 | 0 | Egypte |
| 228 | 215 | 115 | 16 | 6 | 3 | 1 | 0 | 1 | 1 | 0 | 0 | 0 | Ghana |
| 2.364 | 1.731 | 1.366 | 962 | 750 | 1.019 | 1.003 | 520 | 185 | 72 | 25 | 7 | 2 | Maroc |
| 10 | 10 | 6 | 12 | 5 | 2 | 0 | 2 | 1 | 2 | 0 | 0 | 0 | Maurice |
| 154 | 78 | 25 | 5 | 0 | 3 | 1 | 1 | 0 | 0 | 0 | 0 | 0 | Nigeria |
| 29 | 17 | 10 | 3 | 8 | 7 | 4 | 0 | 1 | 0 | 0 | 0 | 0 | Rwanda |
| 73 | 36 | 15 | 13 | 6 | 2 | 3 | 0 | 0 | 1 | 0 | 0 | 0 | Sénégal |
| 128 | 76 | 65 | 52 | 55 | 24 | 15 | 12 | 3 | 2 | 0 | 1 | 0 | Tunisie |
| 386 | 174 | 72 | 44 | 21 | 20 | 13 | 12 | 5 | 1 | 1 | 1 | 0 | Autres pays d'Afrique |
| | | | | | | | | | | | | | Amérique |
| 108 | 71 | 38 | 24 | 17 | 5 | 3 | 1 | 3 | 2 | 0 | 0 | 1 | Brésil |
| 87 | 78 | 70 | 55 | 33 | 20 | 14 | 16 | 23 | 14 | 5 | 2 | 0 | Canada |
| 60 | 49 | 49 | 53 | 30 | 18 | 7 | 9 | 7 | 3 | 2 | 1 | 0 | Chili |
| 42 | 30 | 11 | 4 | 5 | 3 | 1 | 3 | 0 | 0 | 0 | 0 | 0 | Colombie |
| 40 | 11 | 9 | 3 | 5 | 3 | 6 | 5 | 1 | 1 | 1 | 0 | 0 | Dominicaine (Rép.) |
| 429 | 444 | 328 | 259 | 197 | 95 | 59 | 71 | 66 | 45 | 23 | 16 | 5 | Etats-Unis d'Amérique |
| 50 | 21 | 14 | 10 | 7 | 3 | 2 | 2 | 2 | 0 | 1 | 0 | 0 | Pérou |
| 240 | 126 | 72 | 38 | 17 | 16 | 11 | 7 | 7 | 2 | 1 | 0 | 0 | Autres pays d'Amérique |
| | | | | | | | | | | | | | Océanie |
| 45 | 36 | 29 | 14 | 12 | 5 | 3 | 1 | 1 | 2 | 1 | 0 | 0 | Australie |
| 15 | 12 | 4 | 8 | 6 | 1 | 3 | 0 | 0 | 1 | 0 | 0 | 0 | Autres pays d'Océanie |
| | | | | | | | | | | | | | Réfugiés |
| 28 | 32 | 17 | 10 | 7 | 2 | 2 | 0 | 8 | 2 | 1 | 0 | 0 | D'origine indéterminée |
| 316 | 266 | 187 | 121 | 104 | 64 | 54 | 49 | 63 | 41 | 22 | 7 | 5 | D'origine déterminée |
| | | | | | | | | | | | | | Apatrides ou inconnus |
| 15 | 12 | 12 | 16 | 18 | 5 | 2 | 6 | 13 | 4 | 1 | 1 | 0 | Apatride |
| 22 | 21 | 9 | 5 | 0 | 2 | 5 | 3 | 3 | 1 | 1 | 1 | 0 | Inconnu |

Population au 1.1.2004

Population par pays de nationalité, groupe d'âges et province - Province d'Anvers

| | Total | Moins de 18 ans | De 18 à 64 ans | 65 ans et plus | Moins de 5 ans | De 5 à 9 ans | De 10 à 14 ans | De 15 à 19 ans | De 20 à 24 ans | De 25 à 29 ans | De 30 à 34 ans |
|--------------------------|-----------|-----------------|----------------|----------------|----------------|--------------|----------------|----------------|----------------|----------------|----------------|
| Total | 1.668.812 | 338.026 | 1.038.293 | 292.493 | 87.846 | 92.220 | 99.861 | 96.663 | 102.973 | 99.537 | 114.639 |
| Étrangers | 104.698 | 19.051 | 75.645 | 10.002 | 5.873 | 5.215 | 4.937 | 5.248 | 7.551 | 10.278 | 11.898 |
| Union européenne | | | | | | | | | | | |
| Belgique | 1.564.114 | 318.975 | 962.648 | 282.491 | 81.973 | 87.005 | 94.924 | 91.415 | 95.422 | 89.259 | 102.741 |
| Allemagne | 3.010 | 315 | 2.306 | 389 | 83 | 101 | 80 | 85 | 146 | 186 | 279 |
| Autriche | 319 | 33 | 248 | 38 | 5 | 6 | 14 | 14 | 26 | 20 | 23 |
| Danemark | 270 | 41 | 194 | 35 | 21 | 9 | 8 | 6 | 10 | 22 | 43 |
| Espagne | 2.780 | 238 | 2.151 | 391 | 58 | 60 | 71 | 75 | 160 | 246 | 297 |
| Finlande | 135 | 12 | 111 | 12 | 1 | 3 | 6 | 3 | 14 | 24 | 20 |
| France | 3.234 | 555 | 2.343 | 336 | 180 | 151 | 142 | 135 | 179 | 271 | 376 |
| Grèce | 448 | 37 | 347 | 64 | 7 | 9 | 13 | 14 | 32 | 38 | 38 |
| Luxembourg | 122 | 1 | 93 | 28 | 0 | 0 | 0 | 2 | 3 | 5 | 9 |
| Irlande | 215 | 32 | 173 | 10 | 19 | 8 | 3 | 5 | 10 | 16 | 40 |
| Italie | 2.189 | 235 | 1.772 | 182 | 46 | 70 | 79 | 83 | 128 | 183 | 246 |
| Pays-Bas | 37.407 | 5.229 | 26.483 | 5.695 | 1.627 | 1.526 | 1.380 | 1.176 | 1.399 | 2.039 | 3.338 |
| Portugal | 2.671 | 511 | 2.040 | 120 | 144 | 143 | 129 | 167 | 281 | 318 | 271 |
| Grande-Bretagne | 3.638 | 547 | 2.678 | 413 | 146 | 136 | 157 | 166 | 216 | 241 | 314 |
| Suède | 293 | 56 | 202 | 35 | 13 | 17 | 13 | 18 | 12 | 24 | 20 |
| Reste de l'Europe | | | | | | | | | | | |
| Bulgarie | 309 | 61 | 243 | 5 | 16 | 14 | 19 | 17 | 33 | 63 | 53 |
| Bosnie-Herzégovine | 311 | 113 | 187 | 11 | 44 | 41 | 16 | 20 | 29 | 32 | 29 |
| Chypre | 6 | 0 | 6 | 0 | 0 | 0 | 0 | 0 | 0 | 2 | 1 |
| Croatie | 160 | 24 | 123 | 13 | 7 | 5 | 8 | 6 | 14 | 22 | 24 |
| Estonie | 26 | 6 | 20 | 0 | 0 | 1 | 2 | 5 | 3 | 9 | 1 |
| Hongrie | 162 | 16 | 141 | 5 | 9 | 3 | 4 | 3 | 20 | 36 | 45 |
| Lettonie | 35 | 7 | 28 | 0 | 0 | 1 | 3 | 4 | 3 | 10 | 3 |
| Lituanie | 44 | 7 | 37 | 0 | 0 | 2 | 4 | 1 | 9 | 12 | 7 |
| Macedoine (A.R.Y.) | 429 | 155 | 270 | 4 | 42 | 43 | 40 | 45 | 39 | 56 | 49 |
| Norvège | 242 | 24 | 166 | 52 | 6 | 6 | 9 | 8 | 10 | 16 | 23 |
| Pologne | 1.827 | 405 | 1.394 | 28 | 130 | 118 | 103 | 93 | 197 | 283 | 304 |
| Roumanie | 373 | 59 | 311 | 3 | 18 | 19 | 15 | 14 | 40 | 89 | 81 |
| Russie | 702 | 159 | 531 | 12 | 50 | 35 | 52 | 34 | 60 | 100 | 90 |
| Slovaquie | 101 | 24 | 76 | 1 | 9 | 7 | 4 | 5 | 15 | 34 | 11 |
| Slovénie | 27 | 3 | 22 | 2 | 2 | 1 | 0 | 0 | 6 | 3 | 3 |
| Suisse | 321 | 54 | 214 | 53 | 12 | 16 | 17 | 10 | 17 | 34 | 28 |
| Tchécoslovaquie | 29 | 1 | 27 | 1 | 0 | 0 | 1 | 0 | 5 | 12 | 4 |
| Tchéquie | 134 | 15 | 116 | 3 | 6 | 4 | 4 | 2 | 32 | 32 | 31 |
| Turquie | 5.312 | 1.113 | 3.854 | 345 | 307 | 327 | 298 | 367 | 666 | 765 | 612 |
| Yougoslavie (ex) | 1.500 | 512 | 934 | 54 | 182 | 148 | 117 | 103 | 125 | 188 | 158 |
| Autres pays d'Europe | 650 | 167 | 467 | 16 | 37 | 46 | 51 | 44 | 70 | 111 | 119 |
| Asie | | | | | | | | | | | |
| Bangladesh | 151 | 28 | 122 | 1 | 15 | 8 | 2 | 5 | 20 | 30 | 30 |
| Chine (Rép. populaire) | 1.085 | 121 | 895 | 69 | 40 | 25 | 32 | 58 | 254 | 196 | 152 |
| Inde | 1.512 | 275 | 1.211 | 26 | 144 | 76 | 35 | 37 | 116 | 377 | 259 |
| Indonésie | 233 | 27 | 197 | 9 | 3 | 9 | 9 | 11 | 24 | 43 | 38 |
| Iran | 171 | 37 | 123 | 11 | 13 | 10 | 8 | 10 | 14 | 15 | 27 |
| Israël | 879 | 208 | 635 | 36 | 70 | 66 | 43 | 65 | 116 | 111 | 96 |
| Japon | 397 | 71 | 324 | 2 | 29 | 19 | 16 | 16 | 25 | 53 | 65 |
| Liban | 134 | 34 | 88 | 12 | 9 | 6 | 12 | 9 | 15 | 17 | 13 |
| Pakistan | 596 | 103 | 489 | 4 | 44 | 31 | 17 | 17 | 22 | 83 | 132 |
| Philippines | 553 | 82 | 463 | 8 | 29 | 20 | 20 | 22 | 60 | 89 | 102 |
| Syrie | 70 | 12 | 56 | 2 | 6 | 2 | 3 | 6 | 10 | 10 | 13 |
| Thaïlande | 712 | 145 | 563 | 4 | 16 | 45 | 52 | 49 | 60 | 109 | 139 |
| Vietnam | 60 | 3 | 57 | 0 | 3 | 0 | 0 | 3 | 15 | 18 | 10 |
| Autres pays d'Asie | 1.417 | 416 | 977 | 24 | 116 | 129 | 98 | 122 | 125 | 142 | 200 |

Population au 1.1.2004

| De 35 à 39 ans | De 40 à 44 ans | De 45 à 49 ans | De 50 à 54 ans | De 55 à 59 ans | De 60 à 64 ans | De 65 à 69 ans | De 70 à 74 ans | De 75 à 79 ans | De 80 à 84 ans | De 85 à 89 ans | De 90 à 94 ans | 95 ans et plus | |
|----------------------|----------------------|----------------------|----------------------|----------------------|----------------------|----------------------|----------------------|----------------------|----------------------|----------------------|----------------------|-------------------|--------------------------|
| 127.916 | 133.658 | 124.134 | 110.859 | 103.929 | 82.084 | 83.448 | 78.015 | 61.686 | 42.600 | 16.499 | 8.329 | 1.916 | Total |
| 11.015 | 8.984 | 6.973 | 5.972 | 5.850 | 4.902 | 3.774 | 2.775 | 1.850 | 985 | 427 | 147 | 44 | Étrangers |
| | | | | | | | | | | | | | Union européenne |
| 116.901 | 124.674 | 117.161 | 104.887 | 98.079 | 77.182 | 79.674 | 75.240 | 59.836 | 41.615 | 16.072 | 8.182 | 1.872 | Belgique |
| 434 | 326 | 220 | 189 | 203 | 289 | 182 | 88 | 67 | 36 | 10 | 2 | 4 | Allemagne |
| 45 | 25 | 29 | 24 | 34 | 16 | 10 | 7 | 7 | 9 | 4 | 1 | 0 | Autriche |
| 28 | 18 | 13 | 20 | 20 | 17 | 16 | 6 | 7 | 1 | 2 | 1 | 2 | Danemark |
| 355 | 280 | 204 | 186 | 226 | 171 | 161 | 127 | 76 | 18 | 5 | 4 | 0 | Espagne |
| 14 | 10 | 7 | 6 | 11 | 4 | 5 | 7 | 0 | 0 | 0 | 0 | 0 | Finlande |
| 325 | 258 | 211 | 265 | 254 | 151 | 112 | 63 | 86 | 52 | 10 | 11 | 2 | France |
| 43 | 46 | 59 | 29 | 39 | 17 | 22 | 25 | 7 | 5 | 2 | 2 | 1 | Grèce |
| 20 | 18 | 13 | 6 | 7 | 11 | 8 | 7 | 8 | 2 | 0 | 2 | 1 | Luxembourg |
| 35 | 31 | 19 | 12 | 6 | 1 | 1 | 3 | 4 | 2 | 0 | 0 | 0 | Irlande |
| 275 | 226 | 221 | 170 | 160 | 120 | 79 | 51 | 40 | 5 | 4 | 2 | 1 | Italie |
| 3.888 | 3.539 | 2.901 | 2.892 | 3.279 | 2.728 | 1.998 | 1.609 | 1.103 | 601 | 278 | 85 | 21 | Pays-Bas |
| 262 | 266 | 242 | 150 | 105 | 73 | 61 | 32 | 20 | 5 | 2 | 0 | 0 | Portugal |
| 397 | 373 | 348 | 318 | 279 | 134 | 109 | 83 | 94 | 81 | 34 | 12 | 0 | Grande-Bretagne |
| 31 | 27 | 16 | 15 | 29 | 23 | 5 | 15 | 7 | 5 | 3 | 0 | 0 | Suède |
| | | | | | | | | | | | | | Reste de l'Europe |
| 29 | 24 | 19 | 10 | 4 | 3 | 1 | 3 | 0 | 1 | 0 | 0 | 0 | Bulgarie |
| 23 | 26 | 12 | 15 | 8 | 5 | 4 | 3 | 2 | 2 | 0 | 0 | 0 | Bosnie-Herzégovine |
| 0 | 1 | 1 | 1 | 0 | 0 | 0 | 0 | 0 | 0 | 0 | 0 | 0 | Chypre |
| 12 | 17 | 8 | 13 | 6 | 5 | 2 | 7 | 4 | 0 | 0 | 0 | 0 | Croatie |
| 2 | 1 | 0 | 2 | 0 | 0 | 0 | 0 | 0 | 0 | 0 | 0 | 0 | Estonie |
| 15 | 7 | 8 | 3 | 3 | 1 | 3 | 1 | 0 | 1 | 0 | 0 | 0 | Hongrie |
| 3 | 2 | 2 | 2 | 1 | 1 | 0 | 0 | 0 | 0 | 0 | 0 | 0 | Lettonie |
| 1 | 5 | 1 | 0 | 1 | 1 | 0 | 0 | 0 | 0 | 0 | 0 | 0 | Lituanie |
| 40 | 24 | 24 | 13 | 5 | 5 | 0 | 2 | 1 | 1 | 0 | 0 | 0 | Macedoine (A.R.Y.) |
| 15 | 17 | 15 | 18 | 27 | 20 | 25 | 16 | 4 | 4 | 2 | 1 | 0 | Norvège |
| 183 | 125 | 128 | 96 | 26 | 13 | 8 | 6 | 8 | 5 | 1 | 0 | 0 | Pologne |
| 38 | 33 | 10 | 8 | 1 | 4 | 3 | 0 | 0 | 0 | 0 | 0 | 0 | Roumanie |
| 89 | 76 | 48 | 23 | 21 | 12 | 5 | 4 | 1 | 1 | 0 | 0 | 1 | Russie |
| 7 | 5 | 0 | 0 | 3 | 0 | 0 | 0 | 1 | 0 | 0 | 0 | 0 | Slovaquie |
| 2 | 0 | 1 | 1 | 5 | 1 | 0 | 0 | 2 | 0 | 0 | 0 | 0 | Slovénie |
| 30 | 23 | 21 | 18 | 21 | 21 | 12 | 16 | 9 | 10 | 3 | 3 | 0 | Suisse |
| 1 | 1 | 2 | 1 | 1 | 0 | 0 | 1 | 0 | 0 | 0 | 0 | 0 | Tchécoslovaquie |
| 9 | 1 | 2 | 6 | 1 | 1 | 0 | 0 | 1 | 2 | 0 | 0 | 0 | Tchéquie |
| 433 | 327 | 251 | 252 | 173 | 189 | 168 | 118 | 34 | 15 | 9 | 1 | 0 | Turquie |
| 143 | 95 | 71 | 47 | 37 | 32 | 20 | 17 | 11 | 3 | 2 | 1 | 0 | Yougoslavie (ex) |
| 56 | 48 | 20 | 13 | 10 | 9 | 10 | 4 | 2 | 0 | 0 | 0 | 0 | Autres pays d'Europe |
| | | | | | | | | | | | | | Asie |
| 23 | 10 | 6 | 1 | 0 | 0 | 1 | 0 | 0 | 0 | 0 | 0 | 0 | Bangladesh |
| 79 | 70 | 44 | 22 | 23 | 21 | 24 | 18 | 18 | 8 | 0 | 0 | 1 | Chine (Rép. populaire) |
| 121 | 129 | 85 | 53 | 45 | 9 | 11 | 8 | 6 | 1 | 0 | 0 | 0 | Inde |
| 25 | 26 | 17 | 11 | 5 | 3 | 3 | 5 | 0 | 0 | 1 | 0 | 0 | Indonésie |
| 26 | 17 | 4 | 4 | 6 | 6 | 5 | 2 | 4 | 0 | 0 | 0 | 0 | Iran |
| 78 | 63 | 56 | 32 | 31 | 16 | 11 | 6 | 6 | 7 | 6 | 0 | 0 | Israël |
| 58 | 51 | 21 | 23 | 14 | 5 | 1 | 0 | 1 | 0 | 0 | 0 | 0 | Japon |
| 15 | 11 | 9 | 2 | 3 | 1 | 4 | 1 | 3 | 1 | 2 | 1 | 0 | Liban |
| 127 | 56 | 31 | 17 | 9 | 6 | 2 | 1 | 0 | 1 | 0 | 0 | 0 | Pakistan |
| 91 | 51 | 26 | 20 | 9 | 6 | 5 | 1 | 1 | 1 | 0 | 0 | 0 | Philippines |
| 8 | 5 | 2 | 2 | 1 | 0 | 1 | 1 | 0 | 0 | 0 | 0 | 0 | Syrie |
| 117 | 70 | 28 | 15 | 5 | 3 | 2 | 1 | 0 | 1 | 0 | 0 | 0 | Thaïlande |
| 3 | 4 | 2 | 0 | 1 | 1 | 0 | 0 | 0 | 0 | 0 | 0 | 0 | Vietnam |
| 160 | 130 | 79 | 48 | 29 | 15 | 8 | 9 | 4 | 3 | 0 | 0 | 0 | Autres pays d'Asie |

Population au 1.1.2004

Population par pays de nationalité, groupe d'âges et province - Province d'Anvers (suite)

| Total | Moins de 18 ans | De 18 à 64 ans | 65 ans et plus | Moins de 5 ans | De 5 à 9 ans | De 10 à 14 ans | De 15 à 19 ans | De 20 à 24 ans | De 25 à 29 ans | De 30 à 34 ans | |
|------------------------------|-----------------|----------------|----------------|----------------|--------------|----------------|----------------|----------------|----------------|----------------|-------|
| Afrique | | | | | | | | | | | |
| Afrique du Sud (Rép.) | 207 | 38 | 168 | 1 | 14 | 5 | 12 | 15 | 22 | 38 | 38 |
| Algérie | 224 | 36 | 162 | 26 | 16 | 10 | 7 | 6 | 12 | 35 | 36 |
| Angola | 164 | 65 | 96 | 3 | 24 | 14 | 17 | 18 | 12 | 12 | 20 |
| Burundi | 103 | 34 | 69 | 0 | 20 | 8 | 5 | 2 | 5 | 21 | 22 |
| Cameroun | 125 | 23 | 102 | 0 | 13 | 8 | 2 | 1 | 14 | 30 | 31 |
| Congo (Rép. dém.) | 855 | 285 | 555 | 15 | 104 | 75 | 63 | 70 | 74 | 63 | 75 |
| Côte-d'Ivoire | 55 | 14 | 41 | 0 | 2 | 1 | 7 | 4 | 6 | 8 | 13 |
| Egypte | 227 | 27 | 197 | 3 | 18 | 6 | 1 | 4 | 25 | 48 | 49 |
| Ghana | 1.042 | 279 | 760 | 3 | 70 | 46 | 81 | 188 | 129 | 51 | 108 |
| Maroc | 16.360 | 4.052 | 11.272 | 1.036 | 1.240 | 1.023 | 1.040 | 1.295 | 1.702 | 2.171 | 2.043 |
| Maurice | 23 | 0 | 23 | 0 | 0 | 0 | 0 | 1 | 3 | 2 | 7 |
| Nigeria | 481 | 95 | 384 | 2 | 53 | 16 | 17 | 14 | 27 | 102 | 135 |
| Rwanda | 67 | 22 | 44 | 1 | 7 | 4 | 6 | 7 | 5 | 7 | 8 |
| Sénégal | 258 | 36 | 220 | 2 | 13 | 9 | 11 | 6 | 10 | 30 | 69 |
| Tunisie | 268 | 40 | 221 | 7 | 14 | 13 | 8 | 9 | 26 | 52 | 52 |
| Autres pays d'Afrique | 1.247 | 286 | 944 | 17 | 107 | 79 | 60 | 71 | 115 | 186 | 243 |
| Amérique | | | | | | | | | | | |
| Bésil | 331 | 58 | 268 | 5 | 7 | 19 | 13 | 27 | 35 | 45 | 53 |
| Canada | 266 | 50 | 190 | 26 | 13 | 13 | 15 | 14 | 26 | 22 | 23 |
| Chili | 295 | 18 | 261 | 16 | 4 | 2 | 3 | 16 | 14 | 20 | 35 |
| Colombie | 90 | 14 | 73 | 3 | 0 | 5 | 8 | 6 | 7 | 13 | 14 |
| Dominicaine (Rép.) | 114 | 29 | 78 | 7 | 4 | 15 | 6 | 4 | 11 | 24 | 22 |
| Etats-Unis d'Amérique | 1.347 | 279 | 958 | 110 | 90 | 75 | 78 | 60 | 152 | 99 | 138 |
| Pérou | 128 | 17 | 108 | 3 | 6 | 6 | 3 | 4 | 8 | 19 | 24 |
| Autres pays d'Amérique | 734 | 127 | 593 | 14 | 20 | 42 | 33 | 52 | 61 | 139 | 148 |
| Océanie | | | | | | | | | | | |
| Australie | 106 | 7 | 95 | 4 | 1 | 1 | 3 | 7 | 7 | 18 | 21 |
| Autres pays d'Océanie | 25 | 3 | 21 | 1 | 2 | 1 | 0 | 1 | 0 | 1 | 7 |
| Réfugiés | | | | | | | | | | | |
| D'origine indéterminée | 142 | 60 | 73 | 9 | 16 | 18 | 16 | 15 | 9 | 9 | 8 |
| D'origine déterminée | 1.818 | 647 | 1.070 | 101 | 189 | 170 | 190 | 161 | 145 | 171 | 171 |
| Apatrides ou inconnus | | | | | | | | | | | |
| Apatride | 62 | 5 | 42 | 15 | 1 | 1 | 3 | 0 | 0 | 0 | 5 |
| Inconnu | 133 | 76 | 49 | 8 | 41 | 8 | 20 | 10 | 4 | 7 | 14 |

Population au 1.1.2004

| De 35 à 39 ans | De 40 à 44 ans | De 45 à 49 ans | De 50 à 54 ans | De 55 à 59 ans | De 60 à 64 ans | De 65 à 69 ans | De 70 à 74 ans | De 75 à 79 ans | De 80 à 84 ans | De 85 à 89 ans | De 90 à 94 ans | 95 ans et plus | |
|----------------------|----------------------|----------------------|----------------------|----------------------|----------------------|----------------------|----------------------|----------------------|----------------------|----------------------|----------------------|----------------------|------------------------------|
| | | | | | | | | | | | | | Afrique |
| 19 | 17 | 14 | 5 | 5 | 2 | 0 | 0 | 0 | 1 | 0 | 0 | 0 | Afrique du Sud (Rép.) |
| 28 | 15 | 9 | 9 | 5 | 10 | 11 | 7 | 7 | 1 | 0 | 0 | 0 | Algérie |
| 18 | 15 | 10 | 1 | 0 | 0 | 2 | 1 | 0 | 0 | 0 | 0 | 0 | Angola |
| 14 | 6 | 0 | 0 | 0 | 0 | 0 | 0 | 0 | 0 | 0 | 0 | 0 | Burundi |
| 17 | 6 | 2 | 0 | 1 | 0 | 0 | 0 | 0 | 0 | 0 | 0 | 0 | Cameroun |
| 114 | 103 | 57 | 21 | 14 | 7 | 6 | 4 | 4 | 0 | 1 | 0 | 0 | Congo (Rép. dém.) |
| 9 | 4 | 1 | 0 | 0 | 0 | 0 | 0 | 0 | 0 | 0 | 0 | 0 | Côte-d'Ivoire |
| 41 | 23 | 5 | 1 | 2 | 1 | 3 | 0 | 0 | 0 | 0 | 0 | 0 | Egypte |
| 148 | 126 | 75 | 10 | 5 | 2 | 1 | 0 | 1 | 1 | 0 | 0 | 0 | Ghana |
| 1.418 | 997 | 819 | 556 | 429 | 591 | 562 | 304 | 109 | 39 | 15 | 5 | 2 | Maroc |
| 2 | 4 | 1 | 2 | 0 | 1 | 0 | 0 | 0 | 0 | 0 | 0 | 0 | Maurice |
| 65 | 34 | 14 | 1 | 0 | 1 | 1 | 1 | 0 | 0 | 0 | 0 | 0 | Nigeria |
| 12 | 5 | 3 | 0 | 0 | 2 | 1 | 0 | 0 | 0 | 0 | 0 | 0 | Rwanda |
| 52 | 26 | 13 | 11 | 6 | 0 | 1 | 0 | 0 | 1 | 0 | 0 | 0 | Sénégal |
| 26 | 16 | 17 | 9 | 13 | 6 | 1 | 4 | 1 | 1 | 0 | 0 | 0 | Tunisie |
| 197 | 98 | 37 | 21 | 9 | 7 | 8 | 4 | 3 | 0 | 1 | 1 | 0 | Autres pays d'Afrique |
| | | | | | | | | | | | | | Amérique |
| 48 | 35 | 22 | 12 | 9 | 1 | 2 | 0 | 1 | 1 | 0 | 0 | 1 | Brésil |
| 34 | 26 | 21 | 19 | 8 | 6 | 6 | 6 | 9 | 4 | 1 | 0 | 0 | Canada |
| 33 | 35 | 34 | 44 | 25 | 14 | 5 | 7 | 2 | 2 | 0 | 0 | 0 | Chili |
| 13 | 13 | 5 | 2 | 1 | 0 | 1 | 2 | 0 | 0 | 0 | 0 | 0 | Colombie |
| 13 | 4 | 1 | 3 | 0 | 0 | 3 | 2 | 1 | 0 | 1 | 0 | 0 | Dominicaine (Rép.) |
| 126 | 154 | 99 | 67 | 65 | 34 | 17 | 22 | 24 | 23 | 13 | 8 | 3 | Etats-Unis d'Amérique |
| 25 | 9 | 10 | 6 | 3 | 2 | 1 | 0 | 1 | 0 | 1 | 0 | 0 | Pérou |
| 105 | 54 | 33 | 18 | 9 | 6 | 5 | 3 | 4 | 1 | 1 | 0 | 0 | Autres pays d'Amérique |
| | | | | | | | | | | | | | Océanie |
| 14 | 9 | 11 | 4 | 4 | 2 | 2 | 0 | 0 | 1 | 1 | 0 | 0 | Australie |
| 6 | 2 | 2 | 2 | 0 | 0 | 1 | 0 | 0 | 0 | 0 | 0 | 0 | Autres pays d'Océanie |
| | | | | | | | | | | | | | Réfugiés |
| 15 | 16 | 7 | 2 | 1 | 1 | 1 | 0 | 5 | 2 | 1 | 0 | 0 | D'origine indéterminée |
| 175 | 127 | 83 | 63 | 41 | 31 | 24 | 30 | 18 | 14 | 9 | 2 | 4 | D'origine déterminée |
| | | | | | | | | | | | | | Apatrides ou inconnus |
| 6 | 6 | 7 | 6 | 8 | 4 | 1 | 2 | 8 | 2 | 1 | 1 | 0 | Apatride |
| 8 | 5 | 4 | 3 | 0 | 1 | 0 | 2 | 3 | 1 | 1 | 1 | 0 | Inconnu |

Population au 1.1.2004

Population par pays de nationalité, groupe d'âges et province - Province de Limbourg

| | Total | Moins de 18 ans | De 18 à 64 ans | 65 ans et plus | Moins de 5 ans | De 5 à 9 ans | De 10 à 14 ans | De 15 à 19 ans | De 20 à 24 ans | De 25 à 29 ans | De 30 à 34 ans |
|--------------------------|---------|-----------------|----------------|----------------|----------------|--------------|----------------|----------------|----------------|----------------|----------------|
| Total | 805.786 | 162.121 | 521.348 | 122.317 | 40.138 | 43.418 | 49.700 | 48.237 | 53.973 | 50.952 | 55.078 |
| Étrangers | 64.444 | 8.870 | 47.122 | 8.452 | 2.549 | 2.459 | 2.447 | 2.456 | 3.676 | 4.894 | 6.212 |
| Union européenne | | | | | | | | | | | |
| Belgique | 741.342 | 153.251 | 474.226 | 113.865 | 37.589 | 40.959 | 47.253 | 45.781 | 50.297 | 46.058 | 48.866 |
| Allemagne | 1.931 | 192 | 1.441 | 298 | 42 | 55 | 54 | 70 | 151 | 107 | 142 |
| Autriche | 72 | 11 | 51 | 10 | 5 | 2 | 2 | 3 | 6 | 4 | 3 |
| Danemark | 29 | 6 | 21 | 2 | 2 | 4 | 0 | 1 | 0 | 3 | 1 |
| Espagne | 1.825 | 111 | 1.348 | 366 | 15 | 26 | 40 | 57 | 102 | 89 | 132 |
| Finlande | 20 | 0 | 20 | 0 | 0 | 0 | 0 | 1 | 4 | 3 | 5 |
| France | 362 | 32 | 293 | 37 | 12 | 7 | 8 | 9 | 28 | 41 | 38 |
| Grèce | 1.304 | 74 | 837 | 393 | 15 | 27 | 22 | 16 | 34 | 66 | 89 |
| Luxembourg | 24 | 0 | 20 | 4 | 0 | 0 | 0 | 0 | 1 | 0 | 2 |
| Irlande | 35 | 4 | 31 | 0 | 2 | 2 | 0 | 0 | 2 | 4 | 7 |
| Italie | 12.725 | 601 | 9.845 | 2.279 | 91 | 136 | 214 | 280 | 474 | 706 | 1.132 |
| Pays-Bas | 32.513 | 5.661 | 23.204 | 3.648 | 1.775 | 1.603 | 1.503 | 1.289 | 1.392 | 1.923 | 3.077 |
| Portugal | 305 | 33 | 222 | 50 | 8 | 9 | 13 | 9 | 19 | 14 | 45 |
| Grande-Bretagne | 530 | 65 | 414 | 51 | 19 | 22 | 17 | 10 | 16 | 37 | 54 |
| Suède | 30 | 1 | 26 | 3 | 1 | 0 | 0 | 1 | 0 | 5 | 7 |
| Reste de l'Europe | | | | | | | | | | | |
| Bulgarie | 80 | 16 | 62 | 2 | 1 | 2 | 9 | 4 | 13 | 10 | 14 |
| Bosnie-Herzégovine | 41 | 11 | 27 | 3 | 4 | 2 | 3 | 2 | 11 | 1 | 2 |
| Chypre | 1 | 0 | 1 | 0 | 0 | 0 | 0 | 0 | 0 | 0 | 0 |
| Croatie | 24 | 6 | 17 | 1 | 3 | 2 | 1 | 0 | 0 | 4 | 1 |
| Estonie | 7 | 1 | 6 | 0 | 0 | 0 | 0 | 1 | 4 | 1 | 1 |
| Hongrie | 42 | 7 | 33 | 2 | 0 | 5 | 1 | 1 | 0 | 13 | 12 |
| Lettonie | 15 | 3 | 11 | 1 | 3 | 0 | 0 | 1 | 2 | 1 | 1 |
| Lituanie | 8 | 0 | 8 | 0 | 0 | 0 | 0 | 0 | 3 | 2 | 0 |
| Macedoine (A.R.Y.) | 17 | 7 | 8 | 2 | 2 | 2 | 3 | 0 | 0 | 1 | 4 |
| Norvège | 27 | 6 | 20 | 1 | 1 | 3 | 0 | 5 | 0 | 3 | 3 |
| Pologne | 584 | 79 | 442 | 63 | 11 | 30 | 27 | 22 | 73 | 93 | 94 |
| Roumanie | 128 | 20 | 106 | 2 | 4 | 6 | 7 | 8 | 19 | 28 | 24 |
| Russie | 148 | 51 | 96 | 1 | 17 | 10 | 13 | 15 | 7 | 12 | 33 |
| Slovaquie | 41 | 15 | 26 | 0 | 6 | 4 | 2 | 5 | 3 | 7 | 8 |
| Slovénie | 24 | 0 | 14 | 10 | 0 | 0 | 0 | 0 | 2 | 0 | 2 |
| Suisse | 16 | 1 | 11 | 4 | 0 | 0 | 1 | 0 | 1 | 1 | 0 |
| Tchécoslovaquie | 23 | 3 | 19 | 1 | 0 | 0 | 2 | 1 | 0 | 6 | 6 |
| Tchéquie | 44 | 3 | 40 | 1 | 1 | 1 | 1 | 0 | 6 | 14 | 11 |
| Turquie | 5.873 | 701 | 4.370 | 802 | 140 | 203 | 213 | 310 | 772 | 853 | 504 |
| Yougoslavie (ex) | 233 | 89 | 132 | 12 | 39 | 25 | 20 | 10 | 26 | 26 | 24 |
| Autres pays d'Europe | 179 | 48 | 130 | 1 | 13 | 12 | 15 | 14 | 21 | 29 | 29 |
| Asie | | | | | | | | | | | |
| Bangladesh | 14 | 3 | 11 | 0 | 2 | 1 | 0 | 0 | 2 | 4 | 4 |
| Chine (Rép. populaire) | 131 | 19 | 109 | 3 | 6 | 2 | 8 | 7 | 16 | 41 | 20 |
| Inde | 394 | 61 | 328 | 5 | 33 | 10 | 10 | 18 | 34 | 71 | 75 |
| Indonésie | 70 | 2 | 61 | 7 | 0 | 1 | 0 | 2 | 4 | 18 | 11 |
| Iran | 7 | 0 | 5 | 2 | 0 | 0 | 0 | 0 | 1 | 0 | 2 |
| Israël | 11 | 4 | 7 | 0 | 1 | 2 | 0 | 1 | 0 | 2 | 1 |
| Japon | 55 | 11 | 44 | 0 | 5 | 3 | 1 | 3 | 0 | 5 | 6 |
| Liban | 7 | 4 | 3 | 0 | 0 | 3 | 1 | 0 | 0 | 0 | 2 |
| Pakistan | 92 | 29 | 63 | 0 | 10 | 11 | 5 | 4 | 5 | 15 | 16 |
| Philippines | 150 | 16 | 134 | 0 | 8 | 3 | 3 | 5 | 21 | 36 | 35 |
| Syrie | 1 | 0 | 1 | 0 | 0 | 0 | 0 | 0 | 0 | 0 | 0 |
| Thaïlande | 211 | 38 | 173 | 0 | 5 | 13 | 11 | 15 | 20 | 40 | 41 |
| Vietnam | 6 | 1 | 5 | 0 | 0 | 0 | 1 | 0 | 1 | 4 | 0 |
| Autres pays d'Asie | 315 | 122 | 186 | 7 | 50 | 25 | 32 | 27 | 19 | 26 | 36 |

Population au 1.1.2004

| De 35 à 39 ans | De 40 à 44 ans | De 45 à 49 ans | De 50 à 54 ans | De 55 à 59 ans | De 60 à 64 ans | De 65 à 69 ans | De 70 à 74 ans | De 75 à 79 ans | De 80 à 84 ans | De 85 à 89 ans | De 90 à 94 ans | 95 ans et plus | |
|----------------------|----------------------|----------------------|----------------------|----------------------|----------------------|----------------------|----------------------|----------------------|----------------------|----------------------|----------------------|-------------------|--------------------------|
| 63.838 | 68.589 | 63.624 | 57.027 | 48.806 | 40.089 | 39.475 | 34.232 | 25.231 | 14.981 | 5.433 | 2.459 | 506 | Total |
| 6.595 | 6.193 | 5.484 | 4.869 | 4.504 | 3.654 | 3.117 | 2.533 | 1.612 | 829 | 254 | 89 | 18 | Étrangers |
| | | | | | | | | | | | | | Union européenne |
| 57.243 | 62.396 | 58.140 | 52.158 | 44.302 | 36.435 | 36.358 | 31.699 | 23.619 | 14.152 | 5.179 | 2.370 | 488 | Belgique |
| 245 | 197 | 175 | 148 | 114 | 133 | 77 | 60 | 96 | 48 | 9 | 8 | 0 | Allemagne |
| 5 | 8 | 8 | 9 | 6 | 1 | 0 | 3 | 4 | 1 | 1 | 0 | 1 | Autriche |
| 10 | 4 | 0 | 0 | 2 | 0 | 1 | 0 | 0 | 1 | 0 | 0 | 0 | Danemark |
| 235 | 283 | 223 | 124 | 66 | 67 | 131 | 148 | 62 | 22 | 1 | 1 | 1 | Espagne |
| 1 | 1 | 0 | 3 | 2 | 0 | 0 | 0 | 0 | 0 | 0 | 0 | 0 | Finlande |
| 50 | 38 | 32 | 30 | 21 | 11 | 13 | 8 | 6 | 8 | 1 | 1 | 0 | France |
| 130 | 138 | 107 | 88 | 70 | 109 | 179 | 137 | 55 | 17 | 2 | 3 | 0 | Grèce |
| 6 | 3 | 1 | 2 | 2 | 3 | 2 | 2 | 0 | 0 | 0 | 0 | 0 | Luxembourg |
| 10 | 5 | 1 | 2 | 0 | 0 | 0 | 0 | 0 | 0 | 0 | 0 | 0 | Irlande |
| 1.221 | 1.478 | 1.592 | 1.344 | 1.063 | 715 | 660 | 694 | 520 | 302 | 80 | 21 | 2 | Italie |
| 3.471 | 3.044 | 2.565 | 2.555 | 2.667 | 2.001 | 1.415 | 1.034 | 668 | 349 | 128 | 42 | 12 | Pays-Bas |
| 44 | 36 | 25 | 9 | 13 | 11 | 33 | 15 | 2 | 0 | 0 | 0 | 0 | Portugal |
| 73 | 70 | 46 | 43 | 43 | 29 | 13 | 9 | 11 | 15 | 3 | 0 | 0 | Grande-Bretagne |
| 4 | 3 | 1 | 2 | 2 | 1 | 1 | 0 | 2 | 0 | 0 | 0 | 0 | Suède |
| | | | | | | | | | | | | | Reste de l'Europe |
| 11 | 3 | 2 | 4 | 3 | 2 | 1 | 1 | 0 | 0 | 0 | 0 | 0 | Bulgarie |
| 4 | 3 | 3 | 2 | 1 | 0 | 1 | 1 | 1 | 0 | 0 | 0 | 0 | Bosnie-Herzégovine |
| 1 | 0 | 0 | 0 | 0 | 0 | 0 | 0 | 0 | 0 | 0 | 0 | 0 | Chypre |
| 4 | 2 | 3 | 2 | 1 | 0 | 0 | 1 | 0 | 0 | 0 | 0 | 0 | Croatie |
| 0 | 0 | 0 | 0 | 0 | 0 | 0 | 0 | 0 | 0 | 0 | 0 | 0 | Estonie |
| 3 | 2 | 1 | 1 | 0 | 1 | 1 | 1 | 0 | 0 | 0 | 0 | 0 | Hongrie |
| 3 | 2 | 0 | 0 | 1 | 0 | 0 | 0 | 1 | 0 | 0 | 0 | 0 | Lettonie |
| 0 | 2 | 0 | 0 | 1 | 0 | 0 | 0 | 0 | 0 | 0 | 0 | 0 | Lituanie |
| 2 | 1 | 0 | 0 | 0 | 0 | 1 | 1 | 0 | 0 | 0 | 0 | 0 | Macedoine (A.R.Y.) |
| 1 | 5 | 1 | 1 | 2 | 1 | 0 | 0 | 1 | 0 | 0 | 0 | 0 | Norvège |
| 51 | 25 | 40 | 27 | 19 | 9 | 11 | 7 | 23 | 11 | 6 | 5 | 0 | Pologne |
| 9 | 9 | 5 | 4 | 2 | 1 | 1 | 0 | 1 | 0 | 0 | 0 | 0 | Roumanie |
| 19 | 9 | 6 | 3 | 2 | 1 | 0 | 0 | 1 | 0 | 0 | 0 | 0 | Russie |
| 1 | 3 | 1 | 1 | 0 | 0 | 0 | 0 | 0 | 0 | 0 | 0 | 0 | Slovaquie |
| 2 | 2 | 1 | 2 | 1 | 2 | 2 | 4 | 2 | 1 | 1 | 0 | 0 | Slovénie |
| 1 | 5 | 2 | 0 | 0 | 1 | 2 | 2 | 0 | 0 | 0 | 0 | 0 | Suisse |
| 5 | 1 | 0 | 1 | 0 | 0 | 0 | 0 | 1 | 0 | 0 | 0 | 0 | Tchécoslovaquie |
| 4 | 2 | 1 | 1 | 0 | 1 | 0 | 1 | 0 | 0 | 0 | 0 | 0 | Tchéquie |
| 433 | 399 | 379 | 259 | 234 | 372 | 376 | 304 | 90 | 19 | 8 | 4 | 1 | Turquie |
| 22 | 5 | 8 | 4 | 7 | 5 | 4 | 4 | 4 | 0 | 0 | 0 | 0 | Yougoslavie (ex) |
| 12 | 17 | 7 | 5 | 1 | 3 | 0 | 1 | 0 | 0 | 0 | 0 | 0 | Autres pays d'Europe |
| | | | | | | | | | | | | | Asie |
| 0 | 1 | 0 | 0 | 0 | 0 | 0 | 0 | 0 | 0 | 0 | 0 | 0 | Bangladesh |
| 13 | 6 | 4 | 3 | 2 | 0 | 1 | 2 | 0 | 0 | 0 | 0 | 0 | Chine (Rép. populaire) |
| 49 | 35 | 33 | 10 | 6 | 5 | 2 | 2 | 1 | 0 | 0 | 0 | 0 | Inde |
| 8 | 9 | 3 | 6 | 1 | 0 | 3 | 1 | 2 | 1 | 0 | 0 | 0 | Indonésie |
| 1 | 0 | 0 | 0 | 0 | 1 | 0 | 1 | 1 | 0 | 0 | 0 | 0 | Iran |
| 3 | 1 | 0 | 0 | 0 | 0 | 0 | 0 | 0 | 0 | 0 | 0 | 0 | Israël |
| 10 | 9 | 7 | 5 | 1 | 0 | 0 | 0 | 0 | 0 | 0 | 0 | 0 | Japon |
| 0 | 0 | 0 | 0 | 1 | 0 | 0 | 0 | 0 | 0 | 0 | 0 | 0 | Liban |
| 8 | 11 | 6 | 1 | 0 | 0 | 0 | 0 | 0 | 0 | 0 | 0 | 0 | Pakistan |
| 19 | 13 | 4 | 3 | 0 | 0 | 0 | 0 | 0 | 0 | 0 | 0 | 0 | Philippines |
| 0 | 0 | 1 | 0 | 0 | 0 | 0 | 0 | 0 | 0 | 0 | 0 | 0 | Syrie |
| 34 | 19 | 10 | 3 | 0 | 0 | 0 | 0 | 0 | 0 | 0 | 0 | 0 | Thaïlande |
| 0 | 0 | 0 | 0 | 0 | 0 | 0 | 0 | 0 | 0 | 0 | 0 | 0 | Vietnam |
| 37 | 26 | 10 | 10 | 4 | 6 | 2 | 2 | 1 | 1 | 0 | 1 | 0 | Autres pays d'Asie |

Population au 1.1.2004

Population par pays de nationalité, groupe d'âges et province - Province de Limbourg (suite)

| Total | Moins de 18 ans | De 18 à 64 ans | 65 ans et plus | Moins de 5 ans | De 5 à 9 ans | De 10 à 14 ans | De 15 à 19 ans | De 20 à 24 ans | De 25 à 29 ans | De 30 à 34 ans | |
|------------------------------|-----------------|----------------|----------------|----------------|--------------|----------------|----------------|----------------|----------------|----------------|--|
| Afrique | | | | | | | | | | | |
| Afrique du Sud (Rép.) | 21 | 0 | 21 | 0 | 0 | 0 | 1 | 7 | 5 | 2 | |
| Algérie | 95 | 11 | 69 | 15 | 2 | 5 | 3 | 6 | 10 | 14 | |
| Angola | 5 | 3 | 2 | 0 | 2 | 0 | 1 | 1 | 1 | 0 | |
| Burundi | 10 | 4 | 6 | 0 | 1 | 3 | 0 | 0 | 0 | 2 | |
| Cameroun | 27 | 8 | 19 | 0 | 5 | 2 | 1 | 4 | 8 | 2 | |
| Congo (Rép. dém.) | 21 | 4 | 15 | 2 | 1 | 1 | 1 | 0 | 6 | 2 | |
| Côte-d'Ivoire | 6 | 1 | 5 | 0 | 1 | 0 | 0 | 2 | 1 | 1 | |
| Egypte | 49 | 9 | 39 | 1 | 4 | 2 | 2 | 5 | 11 | 10 | |
| Ghana | 40 | 9 | 31 | 0 | 0 | 1 | 4 | 10 | 3 | 8 | |
| Maroc | 2.225 | 342 | 1.641 | 242 | 80 | 82 | 92 | 139 | 237 | 257 | |
| Maurice | 3 | 0 | 3 | 0 | 0 | 0 | 0 | 0 | 2 | 0 | |
| Nigeria | 38 | 3 | 35 | 0 | 1 | 2 | 1 | 3 | 15 | 10 | |
| Rwanda | 11 | 4 | 6 | 1 | 2 | 1 | 1 | 1 | 3 | 1 | |
| Sénégal | 3 | 0 | 3 | 0 | 0 | 0 | 0 | 0 | 0 | 2 | |
| Tunisie | 31 | 1 | 30 | 0 | 1 | 0 | 0 | 2 | 5 | 9 | |
| Autres pays d'Afrique | 116 | 24 | 91 | 1 | 10 | 9 | 3 | 2 | 19 | 21 | |
| Amérique | | | | | | | | | | | |
| Bésil | 59 | 11 | 48 | 0 | 1 | 4 | 3 | 5 | 12 | 17 | |
| Canada | 42 | 6 | 31 | 5 | 0 | 3 | 2 | 3 | 1 | 6 | |
| Chili | 10 | 3 | 6 | 1 | 0 | 0 | 4 | 1 | 1 | 1 | |
| Colombie | 16 | 3 | 13 | 0 | 1 | 1 | 1 | 1 | 6 | 1 | |
| Dominicaine (Rép.) | 18 | 5 | 13 | 0 | 0 | 1 | 2 | 3 | 2 | 4 | |
| Etats-Unis d'Amérique | 333 | 128 | 186 | 19 | 49 | 38 | 27 | 19 | 18 | 32 | |
| Pérou | 11 | 0 | 11 | 0 | 0 | 0 | 1 | 1 | 5 | 3 | |
| Autres pays d'Amérique | 130 | 21 | 108 | 1 | 3 | 5 | 9 | 13 | 30 | 28 | |
| Océanie | | | | | | | | | | | |
| Australie | 19 | 1 | 17 | 1 | 0 | 0 | 1 | 1 | 7 | 2 | |
| Autres pays d'Océanie | 6 | 0 | 6 | 0 | 0 | 0 | 2 | 1 | 0 | 0 | |
| Réfugiés | | | | | | | | | | | |
| D'origine indéterminée | 30 | 5 | 23 | 2 | 2 | 3 | 0 | 0 | 0 | 1 | |
| D'origine déterminée | 318 | 93 | 146 | 79 | 28 | 23 | 34 | 19 | 22 | 19 | |
| Apatrides ou inconnus | | | | | | | | | | | |
| Apatride | 13 | 0 | 8 | 5 | 0 | 0 | 0 | 0 | 0 | 0 | |
| Inconnu | 14 | 3 | 8 | 3 | 3 | 0 | 0 | 2 | 0 | 1 | |

Population au 1.1.2004

| De 35 à 39 ans | De 40 à 44 ans | De 45 à 49 ans | De 50 à 54 ans | De 55 à 59 ans | De 60 à 64 ans | De 65 à 69 ans | De 70 à 74 ans | De 75 à 79 ans | De 80 à 84 ans | De 85 à 89 ans | De 90 à 94 ans | 95 ans et plus | |
|----------------------|----------------------|----------------------|----------------------|----------------------|----------------------|----------------------|----------------------|----------------------|----------------------|----------------------|----------------------|----------------------|------------------------------|
| | | | | | | | | | | | | | Afrique |
| 3 | 1 | 0 | 1 | 0 | 1 | 0 | 0 | 0 | 0 | 0 | 0 | 0 | Afrique du Sud (Rép.) |
| 8 | 10 | 4 | 6 | 4 | 7 | 5 | 8 | 1 | 1 | 0 | 0 | 0 | Algérie |
| 0 | 0 | 0 | 0 | 0 | 0 | 0 | 0 | 0 | 0 | 0 | 0 | 0 | Angola |
| 1 | 2 | 0 | 1 | 0 | 0 | 0 | 0 | 0 | 0 | 0 | 0 | 0 | Burundi |
| 3 | 2 | 0 | 0 | 0 | 0 | 0 | 0 | 0 | 0 | 0 | 0 | 0 | Cameroun |
| 3 | 1 | 1 | 0 | 2 | 0 | 1 | 0 | 1 | 0 | 0 | 0 | 0 | Congo (Rép. dém.) |
| 1 | 0 | 0 | 0 | 0 | 0 | 0 | 0 | 0 | 0 | 0 | 0 | 0 | Côte-d'Ivoire |
| 8 | 2 | 2 | 0 | 1 | 0 | 1 | 0 | 0 | 0 | 0 | 0 | 0 | Egypte |
| 2 | 7 | 3 | 0 | 0 | 0 | 0 | 0 | 0 | 0 | 0 | 0 | 0 | Ghana |
| 176 | 166 | 107 | 100 | 92 | 132 | 159 | 64 | 12 | 5 | 2 | 0 | 0 | Maroc |
| 1 | 0 | 0 | 0 | 0 | 0 | 0 | 0 | 0 | 0 | 0 | 0 | 0 | Maurice |
| 3 | 2 | 0 | 1 | 0 | 0 | 0 | 0 | 0 | 0 | 0 | 0 | 0 | Nigeria |
| 0 | 0 | 0 | 1 | 0 | 0 | 1 | 0 | 0 | 0 | 0 | 0 | 0 | Rwanda |
| 0 | 0 | 0 | 1 | 0 | 0 | 0 | 0 | 0 | 0 | 0 | 0 | 0 | Sénégal |
| 7 | 0 | 1 | 1 | 3 | 2 | 0 | 0 | 0 | 0 | 0 | 0 | 0 | Tunisie |
| 14 | 2 | 0 | 2 | 0 | 1 | 0 | 0 | 0 | 1 | 0 | 0 | 0 | Autres pays d'Afrique |
| | | | | | | | | | | | | | Amérique |
| 7 | 2 | 1 | 1 | 0 | 1 | 0 | 0 | 0 | 0 | 0 | 0 | 0 | Brésil |
| 8 | 4 | 1 | 1 | 2 | 4 | 0 | 0 | 4 | 1 | 0 | 0 | 0 | Canada |
| 0 | 0 | 1 | 0 | 0 | 1 | 0 | 0 | 1 | 0 | 0 | 0 | 0 | Chili |
| 2 | 3 | 0 | 0 | 0 | 0 | 0 | 0 | 0 | 0 | 0 | 0 | 0 | Colombie |
| 3 | 1 | 1 | 0 | 0 | 0 | 0 | 0 | 0 | 0 | 0 | 0 | 0 | Dominicaine (Rép.) |
| 29 | 26 | 19 | 18 | 12 | 6 | 7 | 7 | 3 | 1 | 1 | 0 | 0 | Etats-Unis d'Amérique |
| 0 | 0 | 1 | 0 | 0 | 0 | 0 | 0 | 0 | 0 | 0 | 0 | 0 | Pérou |
| 13 | 6 | 1 | 2 | 1 | 1 | 0 | 1 | 0 | 0 | 0 | 0 | 0 | Autres pays d'Amérique |
| | | | | | | | | | | | | | Océanie |
| 3 | 1 | 2 | 0 | 1 | 0 | 0 | 1 | 0 | 0 | 0 | 0 | 0 | Australie |
| 2 | 0 | 0 | 0 | 1 | 0 | 0 | 0 | 0 | 0 | 0 | 0 | 0 | Autres pays d'Océanie |
| | | | | | | | | | | | | | Réfugiés |
| 5 | 4 | 5 | 5 | 2 | 1 | 0 | 0 | 2 | 0 | 0 | 0 | 0 | D'origine indéterminée |
| 14 | 15 | 18 | 8 | 19 | 5 | 7 | 6 | 29 | 22 | 11 | 3 | 1 | D'origine déterminée |
| | | | | | | | | | | | | | Apatrides ou inconnus |
| 1 | 0 | 2 | 2 | 3 | 0 | 0 | 0 | 3 | 2 | 0 | 0 | 0 | Apatride |
| 3 | 1 | 0 | 1 | 0 | 0 | 3 | 0 | 0 | 0 | 0 | 0 | 0 | Inconnu |

Population au 1.1.2004

Population par pays de nationalité, groupe d'âges et province - Province de Flandre orientale

| | Total | Moins de 18 ans | De 18 à 64 ans | 65 ans et plus | Moins de 5 ans | De 5 à 9 ans | De 10 à 14 ans | De 15 à 19 ans | De 20 à 24 ans | De 25 à 29 ans | De 30 à 34 ans |
|--------------------------|-----------|-----------------|----------------|----------------|----------------|--------------|----------------|----------------|----------------|----------------|----------------|
| Total | 1.373.720 | 270.018 | 859.098 | 244.604 | 70.602 | 75.000 | 79.107 | 75.024 | 83.968 | 87.878 | 98.082 |
| Étrangers | 36.540 | 6.097 | 27.595 | 2.848 | 1.762 | 1.607 | 1.655 | 1.932 | 3.357 | 4.518 | 4.422 |
| Union européenne | | | | | | | | | | | |
| Belgique | 1.337.180 | 263.921 | 831.503 | 241.756 | 68.840 | 73.393 | 77.452 | 73.092 | 80.611 | 83.360 | 93.660 |
| Allemagne | 950 | 75 | 743 | 132 | 23 | 24 | 18 | 17 | 34 | 58 | 78 |
| Autriche | 76 | 5 | 67 | 4 | 4 | 1 | 0 | 1 | 2 | 11 | 6 |
| Danemark | 82 | 15 | 52 | 15 | 4 | 7 | 3 | 1 | 3 | 8 | 11 |
| Espagne | 937 | 67 | 775 | 95 | 17 | 19 | 21 | 17 | 104 | 125 | 127 |
| Finlande | 74 | 2 | 72 | 0 | 2 | 0 | 0 | 0 | 9 | 21 | 13 |
| France | 2.337 | 275 | 1.772 | 290 | 94 | 66 | 75 | 69 | 131 | 206 | 272 |
| Grèce | 283 | 28 | 234 | 21 | 5 | 5 | 10 | 15 | 15 | 30 | 33 |
| Luxembourg | 71 | 1 | 58 | 12 | 0 | 0 | 0 | 2 | 1 | 0 | 4 |
| Irlande | 94 | 6 | 84 | 4 | 3 | 1 | 1 | 3 | 11 | 14 | 20 |
| Italie | 1.374 | 108 | 1.171 | 95 | 38 | 28 | 23 | 32 | 91 | 133 | 154 |
| Pays-Bas | 6.516 | 590 | 4.991 | 935 | 160 | 171 | 174 | 174 | 272 | 407 | 637 |
| Portugal | 401 | 71 | 325 | 5 | 16 | 16 | 23 | 23 | 43 | 59 | 52 |
| Grande-Bretagne | 895 | 56 | 696 | 143 | 19 | 13 | 16 | 13 | 25 | 74 | 90 |
| Suède | 199 | 29 | 159 | 11 | 17 | 5 | 6 | 1 | 11 | 27 | 29 |
| Reste de l'Europe | | | | | | | | | | | |
| Bulgarie | 441 | 111 | 330 | 0 | 29 | 21 | 31 | 44 | 44 | 64 | 44 |
| Bosnie-Herzégovine | 145 | 30 | 103 | 12 | 6 | 6 | 9 | 15 | 17 | 18 | 7 |
| Chypre | 2 | 0 | 2 | 0 | 0 | 0 | 0 | 0 | 1 | 0 | 1 |
| Croatie | 39 | 5 | 33 | 1 | 1 | 1 | 3 | 0 | 6 | 11 | 2 |
| Estonie | 3 | 0 | 3 | 0 | 0 | 0 | 0 | 0 | 1 | 0 | 0 |
| Hongrie | 108 | 10 | 96 | 2 | 6 | 0 | 1 | 3 | 26 | 35 | 18 |
| Lettonie | 20 | 3 | 17 | 0 | 0 | 1 | 1 | 2 | 4 | 5 | 1 |
| Lituanie | 31 | 4 | 27 | 0 | 1 | 1 | 2 | 0 | 15 | 7 | 3 |
| Macedoine (A.R.Y.) | 123 | 38 | 82 | 3 | 8 | 12 | 14 | 10 | 12 | 20 | 10 |
| Norvège | 33 | 2 | 29 | 2 | 1 | 1 | 0 | 0 | 2 | 6 | 1 |
| Pologne | 525 | 59 | 447 | 19 | 15 | 15 | 18 | 18 | 103 | 115 | 82 |
| Roumanie | 218 | 24 | 189 | 5 | 8 | 2 | 5 | 18 | 38 | 63 | 28 |
| Russie | 293 | 69 | 220 | 4 | 22 | 11 | 24 | 20 | 28 | 47 | 39 |
| Slovaquie | 242 | 92 | 150 | 0 | 27 | 17 | 31 | 25 | 36 | 28 | 26 |
| Slovénie | 13 | 2 | 11 | 0 | 0 | 0 | 1 | 1 | 4 | 2 | 1 |
| Suisse | 66 | 1 | 46 | 19 | 1 | 0 | 0 | 0 | 5 | 1 | 8 |
| Tchécoslovaquie | 20 | 0 | 19 | 1 | 0 | 0 | 0 | 0 | 3 | 8 | 3 |
| Tchéquie | 158 | 41 | 115 | 2 | 16 | 9 | 10 | 10 | 37 | 22 | 19 |
| Turquie | 7.373 | 1.374 | 5.464 | 535 | 386 | 372 | 372 | 485 | 1.029 | 1.075 | 759 |
| Yougoslavie (ex) | 729 | 328 | 394 | 7 | 105 | 87 | 100 | 59 | 48 | 81 | 74 |
| Autres pays d'Europe | 377 | 90 | 283 | 4 | 17 | 22 | 32 | 29 | 40 | 68 | 59 |
| Asie | | | | | | | | | | | |
| Bangladesh | 35 | 2 | 33 | 0 | 2 | 0 | 0 | 0 | 2 | 15 | 10 |
| Chine (Rép. populaire) | 429 | 35 | 381 | 13 | 10 | 6 | 7 | 30 | 73 | 95 | 75 |
| Inde | 279 | 49 | 228 | 2 | 24 | 16 | 7 | 4 | 18 | 60 | 62 |
| Indonésie | 106 | 8 | 96 | 2 | 2 | 3 | 2 | 5 | 7 | 27 | 28 |
| Iran | 114 | 29 | 81 | 4 | 16 | 4 | 7 | 5 | 7 | 14 | 19 |
| Israël | 17 | 1 | 14 | 2 | 0 | 0 | 1 | 0 | 2 | 1 | 4 |
| Japon | 79 | 8 | 69 | 2 | 3 | 3 | 0 | 5 | 4 | 12 | 19 |
| Liban | 27 | 5 | 21 | 1 | 3 | 2 | 0 | 0 | 1 | 6 | 3 |
| Pakistan | 163 | 14 | 148 | 1 | 11 | 0 | 2 | 2 | 12 | 20 | 40 |
| Philippines | 368 | 37 | 322 | 9 | 6 | 10 | 12 | 14 | 36 | 64 | 85 |
| Syrie | 164 | 24 | 132 | 8 | 9 | 7 | 6 | 14 | 22 | 27 | 36 |
| Thaïlande | 309 | 58 | 251 | 0 | 7 | 21 | 17 | 23 | 31 | 54 | 61 |
| Vietnam | 60 | 7 | 53 | 0 | 1 | 1 | 2 | 5 | 3 | 26 | 11 |
| Autres pays d'Asie | 599 | 188 | 407 | 4 | 64 | 49 | 46 | 47 | 60 | 82 | 88 |

Population au 1.1.2004

| De 35 à 39 ans | De 40 à 44 ans | De 45 à 49 ans | De 50 à 54 ans | De 55 à 59 ans | De 60 à 64 ans | De 65 à 69 ans | De 70 à 74 ans | De 75 à 79 ans | De 80 à 84 ans | De 85 à 89 ans | De 90 à 94 ans | 95 ans et plus | |
|----------------------|----------------------|----------------------|----------------------|----------------------|----------------------|----------------------|----------------------|----------------------|----------------------|----------------------|----------------------|-------------------|--------------------------|
| 106.716 | 108.004 | 100.165 | 91.368 | 86.365 | 66.837 | 70.190 | 65.886 | 50.768 | 35.707 | 13.276 | 7.081 | 1.696 | Total |
| 3.931 | 3.011 | 2.357 | 1.973 | 1.757 | 1.410 | 1.066 | 754 | 487 | 368 | 110 | 48 | 15 | Étrangers |
| | | | | | | | | | | | | | Union européenne |
| 102.785 | 104.993 | 97.808 | 89.395 | 84.608 | 65.427 | 69.124 | 65.132 | 50.281 | 35.339 | 13.166 | 7.033 | 1.681 | Belgique |
| 156 | 112 | 71 | 65 | 70 | 92 | 59 | 24 | 19 | 21 | 4 | 3 | 2 | Allemagne |
| 8 | 11 | 6 | 5 | 14 | 3 | 1 | 3 | 0 | 0 | 0 | 0 | 0 | Autriche |
| 11 | 7 | 3 | 6 | 1 | 2 | 6 | 1 | 5 | 2 | 1 | 0 | 0 | Danemark |
| 135 | 77 | 79 | 50 | 27 | 44 | 32 | 39 | 18 | 6 | 0 | 0 | 0 | Espagne |
| 6 | 9 | 6 | 2 | 6 | 0 | 0 | 0 | 0 | 0 | 0 | 0 | 0 | Finlande |
| 280 | 193 | 170 | 195 | 180 | 116 | 72 | 69 | 60 | 67 | 11 | 7 | 4 | France |
| 46 | 36 | 30 | 19 | 8 | 10 | 6 | 13 | 2 | 0 | 0 | 0 | 0 | Grèce |
| 10 | 14 | 13 | 7 | 7 | 1 | 4 | 0 | 7 | 1 | 0 | 0 | 0 | Luxembourg |
| 11 | 6 | 10 | 4 | 3 | 3 | 2 | 1 | 1 | 0 | 0 | 0 | 0 | Irlande |
| 182 | 133 | 145 | 123 | 129 | 68 | 36 | 26 | 18 | 11 | 3 | 1 | 0 | Italie |
| 788 | 737 | 587 | 526 | 548 | 400 | 305 | 240 | 170 | 137 | 55 | 20 | 8 | Pays-Bas |
| 44 | 49 | 31 | 23 | 9 | 8 | 4 | 0 | 1 | 0 | 0 | 0 | 0 | Portugal |
| 101 | 106 | 81 | 106 | 74 | 34 | 20 | 10 | 43 | 57 | 10 | 2 | 1 | Grande-Bretagne |
| 12 | 19 | 14 | 21 | 16 | 10 | 3 | 1 | 4 | 2 | 1 | 0 | 0 | Suède |
| | | | | | | | | | | | | | Reste de l'Europe |
| 63 | 35 | 27 | 23 | 10 | 6 | 0 | 0 | 0 | 0 | 0 | 0 | 0 | Bulgarie |
| 10 | 12 | 8 | 11 | 8 | 6 | 6 | 3 | 1 | 2 | 0 | 0 | 0 | Bosnie-Herzégovine |
| 0 | 0 | 0 | 0 | 0 | 0 | 0 | 0 | 0 | 0 | 0 | 0 | 0 | Chypre |
| 6 | 2 | 4 | 1 | 0 | 1 | 1 | 0 | 0 | 0 | 0 | 0 | 0 | Croatie |
| 2 | 0 | 0 | 0 | 0 | 0 | 0 | 0 | 0 | 0 | 0 | 0 | 0 | Estonie |
| 9 | 2 | 1 | 4 | 0 | 1 | 0 | 0 | 0 | 0 | 1 | 1 | 0 | Hongrie |
| 1 | 2 | 0 | 2 | 1 | 0 | 0 | 0 | 0 | 0 | 0 | 0 | 0 | Lettonie |
| 2 | 0 | 0 | 0 | 0 | 0 | 0 | 0 | 0 | 0 | 0 | 0 | 0 | Lituanie |
| 8 | 11 | 4 | 3 | 4 | 4 | 1 | 2 | 0 | 0 | 0 | 0 | 0 | Macedoine (A.R.Y.) |
| 4 | 4 | 4 | 0 | 4 | 4 | 1 | 0 | 1 | 0 | 0 | 0 | 0 | Norvège |
| 36 | 35 | 29 | 20 | 17 | 3 | 2 | 4 | 3 | 5 | 3 | 2 | 0 | Pologne |
| 22 | 11 | 7 | 4 | 4 | 3 | 3 | 2 | 0 | 0 | 0 | 0 | 0 | Roumanie |
| 38 | 24 | 22 | 7 | 7 | 0 | 1 | 1 | 1 | 0 | 1 | 0 | 0 | Russie |
| 11 | 12 | 16 | 9 | 3 | 1 | 0 | 0 | 0 | 0 | 0 | 0 | 0 | Slovaquie |
| 2 | 0 | 0 | 1 | 0 | 1 | 0 | 0 | 0 | 0 | 0 | 0 | 0 | Slovénie |
| 5 | 4 | 6 | 5 | 4 | 8 | 3 | 5 | 6 | 4 | 1 | 0 | 0 | Suisse |
| 3 | 1 | 0 | 1 | 0 | 0 | 0 | 0 | 0 | 0 | 1 | 0 | 0 | Tchécoslovaquie |
| 9 | 7 | 6 | 6 | 3 | 2 | 2 | 0 | 0 | 0 | 0 | 0 | 0 | Tchéquie |
| 534 | 442 | 399 | 366 | 325 | 294 | 252 | 192 | 65 | 18 | 4 | 4 | 0 | Turquie |
| 62 | 53 | 26 | 13 | 8 | 6 | 4 | 2 | 1 | 0 | 0 | 0 | 0 | Yougoslavie (ex) |
| 34 | 30 | 21 | 12 | 4 | 5 | 4 | 0 | 0 | 0 | 0 | 0 | 0 | Autres pays d'Europe |
| | | | | | | | | | | | | | Asie |
| 3 | 2 | 0 | 0 | 0 | 1 | 0 | 0 | 0 | 0 | 0 | 0 | 0 | Bangladesh |
| 44 | 29 | 15 | 11 | 12 | 9 | 7 | 4 | 1 | 0 | 1 | 0 | 0 | Chine (Rép. populaire) |
| 45 | 19 | 11 | 2 | 3 | 6 | 1 | 1 | 0 | 0 | 0 | 0 | 0 | Inde |
| 17 | 7 | 5 | 0 | 0 | 1 | 0 | 0 | 1 | 1 | 0 | 0 | 0 | Indonésie |
| 14 | 7 | 4 | 3 | 3 | 7 | 1 | 2 | 1 | 0 | 0 | 0 | 0 | Iran |
| 1 | 2 | 1 | 0 | 3 | 0 | 2 | 0 | 0 | 0 | 0 | 0 | 0 | Israël |
| 8 | 9 | 2 | 4 | 6 | 2 | 1 | 1 | 0 | 0 | 0 | 0 | 0 | Japon |
| 8 | 1 | 0 | 0 | 0 | 2 | 0 | 1 | 0 | 0 | 0 | 0 | 0 | Liban |
| 36 | 22 | 11 | 4 | 2 | 0 | 0 | 0 | 0 | 1 | 0 | 0 | 0 | Pakistan |
| 63 | 33 | 16 | 8 | 7 | 5 | 5 | 2 | 2 | 0 | 0 | 0 | 0 | Philippines |
| 19 | 4 | 4 | 6 | 2 | 0 | 2 | 4 | 2 | 0 | 0 | 0 | 0 | Syrie |
| 41 | 25 | 22 | 5 | 2 | 0 | 0 | 0 | 0 | 0 | 0 | 0 | 0 | Thaïlande |
| 3 | 3 | 3 | 2 | 0 | 0 | 0 | 0 | 0 | 0 | 0 | 0 | 0 | Vietnam |
| 68 | 49 | 20 | 16 | 6 | 0 | 1 | 0 | 1 | 1 | 1 | 0 | 0 | Autres pays d'Asie |

Population au 1.1.2004

Population par pays de nationalité, groupe d'âges et province - Province de Flandre orientale (suite)

| Total | Moins de 18 ans | De 18 à 64 ans | 65 ans et plus | Moins de 5 ans | De 5 à 9 ans | De 10 à 14 ans | De 15 à 19 ans | De 20 à 24 ans | De 25 à 29 ans | De 30 à 34 ans | |
|------------------------------|-----------------|----------------|----------------|----------------|--------------|----------------|----------------|----------------|----------------|----------------|-----|
| Afrique | | | | | | | | | | | |
| Afrique du Sud (Rép.) | 78 | 6 | 72 | 0 | 0 | 1 | 3 | 6 | 14 | 10 | 12 |
| Algérie | 358 | 55 | 251 | 52 | 7 | 15 | 19 | 21 | 20 | 37 | 42 |
| Angola | 48 | 26 | 21 | 1 | 6 | 10 | 6 | 6 | 5 | 4 | 2 |
| Burundi | 56 | 19 | 35 | 2 | 6 | 6 | 5 | 2 | 2 | 8 | 10 |
| Cameroun | 75 | 15 | 60 | 0 | 8 | 1 | 2 | 6 | 11 | 20 | 16 |
| Congo (Rép. dém.) | 311 | 82 | 220 | 9 | 28 | 20 | 20 | 23 | 27 | 31 | 44 |
| Côte-d'Ivoire | 42 | 4 | 38 | 0 | 2 | 1 | 0 | 1 | 24 | 3 | 4 |
| Egypte | 67 | 11 | 55 | 1 | 8 | 3 | 0 | 0 | 5 | 10 | 19 |
| Ghana | 401 | 119 | 282 | 0 | 28 | 15 | 25 | 98 | 39 | 27 | 29 |
| Maroc | 3.810 | 955 | 2.607 | 248 | 252 | 276 | 254 | 287 | 357 | 473 | 440 |
| Maurice | 41 | 2 | 38 | 1 | 0 | 2 | 0 | 0 | 6 | 11 | 5 |
| Nigeria | 176 | 34 | 142 | 0 | 9 | 12 | 7 | 16 | 15 | 44 | 33 |
| Rwanda | 66 | 22 | 44 | 0 | 7 | 8 | 5 | 5 | 5 | 6 | 12 |
| Sénégal | 38 | 3 | 35 | 0 | 0 | 1 | 0 | 2 | 6 | 9 | 10 |
| Tunisie | 472 | 55 | 398 | 19 | 19 | 12 | 15 | 14 | 43 | 92 | 75 |
| Autres pays d'Afrique | 585 | 115 | 464 | 6 | 42 | 26 | 30 | 33 | 63 | 118 | 146 |
| Amérique | | | | | | | | | | | |
| Brésil | 111 | 18 | 93 | 0 | 5 | 8 | 2 | 4 | 12 | 21 | 26 |
| Canada | 65 | 8 | 43 | 14 | 3 | 2 | 2 | 3 | 6 | 6 | 4 |
| Chili | 62 | 4 | 56 | 2 | 0 | 1 | 0 | 4 | 3 | 10 | 13 |
| Colombie | 55 | 12 | 42 | 1 | 2 | 1 | 5 | 7 | 5 | 12 | 9 |
| Dominicaine (Rép.) | 113 | 24 | 85 | 4 | 5 | 4 | 10 | 8 | 12 | 17 | 27 |
| Etats-Unis d'Amérique | 240 | 32 | 172 | 36 | 6 | 12 | 10 | 8 | 11 | 17 | 28 |
| Pérou | 37 | 2 | 34 | 1 | 0 | 2 | 0 | 0 | 5 | 12 | 13 |
| Autres pays d'Amérique | 376 | 52 | 322 | 2 | 6 | 15 | 15 | 28 | 47 | 95 | 76 |
| Océanie | | | | | | | | | | | |
| Australie | 32 | 4 | 28 | 0 | 0 | 3 | 1 | 1 | 2 | 1 | 6 |
| Autres pays d'Océanie | 16 | 2 | 14 | 0 | 0 | 0 | 0 | 2 | 1 | 5 | 3 |
| Réfugiés | | | | | | | | | | | |
| D'origine indéterminée | 42 | 15 | 26 | 1 | 8 | 2 | 4 | 2 | 5 | 8 | 2 |
| D'origine déterminée | 693 | 298 | 378 | 17 | 82 | 86 | 78 | 80 | 75 | 53 | 58 |
| Apatrides ou inconnus | | | | | | | | | | | |
| Apatride | 21 | 0 | 18 | 3 | 0 | 0 | 0 | 0 | 1 | 1 | 2 |
| Inconnu | 56 | 27 | 27 | 2 | 14 | 6 | 4 | 4 | 1 | 5 | 4 |

Population au 1.1.2004

| De 35 à 39 ans | De 40 à 44 ans | De 45 à 49 ans | De 50 à 54 ans | De 55 à 59 ans | De 60 à 64 ans | De 65 à 69 ans | De 70 à 74 ans | De 75 à 79 ans | De 80 à 84 ans | De 85 à 89 ans | De 90 à 94 ans | 95 ans et plus | |
|----------------------|----------------------|----------------------|----------------------|----------------------|----------------------|----------------------|----------------------|----------------------|----------------------|----------------------|----------------------|----------------------|------------------------------|
| | | | | | | | | | | | | | Afrique |
| 14 | 6 | 3 | 2 | 5 | 2 | 0 | 0 | 0 | 0 | 0 | 0 | 0 | Afrique du Sud (Rép.) |
| 37 | 27 | 21 | 17 | 13 | 30 | 36 | 9 | 6 | 0 | 1 | 0 | 0 | Algérie |
| 1 | 7 | 0 | 0 | 0 | 0 | 0 | 0 | 0 | 1 | 0 | 0 | 0 | Angola |
| 13 | 1 | 1 | 0 | 0 | 0 | 1 | 1 | 0 | 0 | 0 | 0 | 0 | Burundi |
| 6 | 3 | 0 | 0 | 1 | 1 | 0 | 0 | 0 | 0 | 0 | 0 | 0 | Cameroun |
| 41 | 30 | 13 | 7 | 11 | 7 | 5 | 0 | 3 | 1 | 0 | 0 | 0 | Congo (Rép. dém.) |
| 4 | 2 | 0 | 0 | 0 | 1 | 0 | 0 | 0 | 0 | 0 | 0 | 0 | Côte-d'Ivoire |
| 15 | 2 | 2 | 0 | 1 | 1 | 0 | 1 | 0 | 0 | 0 | 0 | 0 | Egypte |
| 55 | 57 | 24 | 3 | 0 | 1 | 0 | 0 | 0 | 0 | 0 | 0 | 0 | Ghana |
| 337 | 249 | 211 | 155 | 110 | 161 | 140 | 61 | 28 | 13 | 4 | 2 | 0 | Maroc |
| 5 | 2 | 4 | 3 | 2 | 0 | 0 | 0 | 0 | 1 | 0 | 0 | 0 | Maurice |
| 27 | 10 | 3 | 0 | 0 | 0 | 0 | 0 | 0 | 0 | 0 | 0 | 0 | Nigeria |
| 6 | 3 | 4 | 2 | 3 | 0 | 0 | 0 | 0 | 0 | 0 | 0 | 0 | Rwanda |
| 6 | 3 | 1 | 0 | 0 | 0 | 0 | 0 | 0 | 0 | 0 | 0 | 0 | Sénégal |
| 58 | 35 | 33 | 24 | 23 | 10 | 10 | 6 | 2 | 1 | 0 | 0 | 0 | Tunisie |
| 77 | 27 | 8 | 4 | 3 | 2 | 3 | 2 | 1 | 0 | 0 | 0 | 0 | Autres pays d'Afrique |
| | | | | | | | | | | | | | Amérique |
| 17 | 7 | 4 | 2 | 3 | 0 | 0 | 0 | 0 | 0 | 0 | 0 | 0 | Brésil |
| 5 | 6 | 7 | 5 | 1 | 1 | 2 | 3 | 1 | 5 | 1 | 2 | 0 | Canada |
| 12 | 5 | 5 | 1 | 4 | 2 | 1 | 0 | 1 | 0 | 0 | 0 | 0 | Chili |
| 6 | 2 | 1 | 1 | 1 | 2 | 0 | 1 | 0 | 0 | 0 | 0 | 0 | Colombie |
| 12 | 5 | 4 | 0 | 2 | 3 | 2 | 2 | 0 | 0 | 0 | 0 | 0 | Dominicaine (Rép.) |
| 29 | 32 | 19 | 14 | 14 | 4 | 5 | 8 | 8 | 8 | 4 | 3 | 0 | Etats-Unis d'Amérique |
| 3 | 1 | 0 | 0 | 0 | 0 | 0 | 1 | 0 | 0 | 0 | 0 | 0 | Pérou |
| 53 | 22 | 10 | 3 | 1 | 3 | 1 | 0 | 1 | 0 | 0 | 0 | 0 | Autres pays d'Amérique |
| | | | | | | | | | | | | | Océanie |
| 9 | 4 | 2 | 3 | 0 | 0 | 0 | 0 | 0 | 0 | 0 | 0 | 0 | Australie |
| 3 | 1 | 0 | 0 | 0 | 1 | 0 | 0 | 0 | 0 | 0 | 0 | 0 | Autres pays d'Océanie |
| | | | | | | | | | | | | | Réfugiés |
| 2 | 4 | 1 | 2 | 1 | 0 | 1 | 0 | 0 | 0 | 0 | 0 | 0 | D'origine indéterminée |
| 49 | 38 | 33 | 21 | 16 | 7 | 7 | 4 | 1 | 2 | 2 | 1 | 0 | D'origine déterminée |
| | | | | | | | | | | | | | Apatrides ou inconnus |
| 5 | 3 | 0 | 3 | 2 | 1 | 0 | 2 | 1 | 0 | 0 | 0 | 0 | Apatride |
| 3 | 9 | 3 | 0 | 0 | 1 | 2 | 0 | 0 | 0 | 0 | 0 | 0 | Inconnu |

Population au 1.1.2004

Population par pays de nationalité, groupe d'âges et province - Province de Brabant flamand

| | Total | Moins de 18 ans | De 18 à 64 ans | 65 ans et plus | Moins de 5 ans | De 5 à 9 ans | De 10 à 14 ans | De 15 à 19 ans | De 20 à 24 ans | De 25 à 29 ans | De 30 à 34 ans |
|--------------------------|-----------|-----------------|----------------|----------------|----------------|--------------|----------------|----------------|----------------|----------------|----------------|
| Total | 1.031.904 | 211.003 | 642.213 | 178.688 | 54.704 | 58.911 | 62.109 | 57.908 | 60.482 | 59.835 | 69.577 |
| Étrangers | 61.226 | 12.078 | 44.903 | 4.245 | 3.097 | 3.539 | 3.456 | 3.324 | 4.466 | 5.377 | 6.162 |
| Union européenne | | | | | | | | | | | |
| Belgique | 970.678 | 198.925 | 597.310 | 174.443 | 51.607 | 55.372 | 58.653 | 54.584 | 56.016 | 54.458 | 63.415 |
| Allemagne | 4.681 | 1.059 | 3.198 | 424 | 241 | 338 | 320 | 265 | 225 | 191 | 308 |
| Autriche | 328 | 71 | 247 | 10 | 27 | 20 | 15 | 19 | 23 | 17 | 28 |
| Danemark | 670 | 163 | 495 | 12 | 31 | 54 | 44 | 51 | 57 | 42 | 33 |
| Espagne | 4.226 | 430 | 3.306 | 490 | 66 | 104 | 146 | 198 | 332 | 343 | 388 |
| Finlande | 574 | 199 | 370 | 5 | 47 | 67 | 69 | 38 | 34 | 30 | 36 |
| France | 5.300 | 981 | 3.898 | 421 | 250 | 318 | 270 | 221 | 319 | 387 | 566 |
| Grèce | 1.516 | 281 | 1.130 | 105 | 46 | 76 | 92 | 112 | 117 | 90 | 104 |
| Luxembourg | 264 | 13 | 194 | 57 | 0 | 2 | 6 | 9 | 5 | 9 | 10 |
| Irlande | 851 | 231 | 611 | 9 | 55 | 67 | 77 | 53 | 75 | 35 | 71 |
| Italie | 6.168 | 720 | 4.922 | 526 | 159 | 191 | 232 | 243 | 333 | 439 | 660 |
| Pays-Bas | 8.717 | 1.571 | 6.102 | 1.044 | 394 | 467 | 441 | 446 | 414 | 478 | 655 |
| Portugal | 2.053 | 468 | 1.500 | 85 | 100 | 137 | 164 | 125 | 158 | 163 | 210 |
| Grande-Bretagne | 5.967 | 1.595 | 4.126 | 246 | 369 | 496 | 462 | 432 | 303 | 186 | 327 |
| Suède | 543 | 149 | 371 | 23 | 30 | 51 | 39 | 44 | 34 | 34 | 42 |
| Reste de l'Europe | | | | | | | | | | | |
| Bulgarie | 183 | 24 | 156 | 3 | 8 | 4 | 8 | 13 | 31 | 49 | 34 |
| Bosnie-Herzégovine | 31 | 10 | 19 | 2 | 2 | 4 | 2 | 3 | 3 | 1 | 2 |
| Chypre | 18 | 5 | 12 | 1 | 2 | 3 | 0 | 0 | 2 | 3 | 1 |
| Croatie | 35 | 3 | 26 | 6 | 1 | 1 | 0 | 1 | 2 | 6 | 2 |
| Estonie | 28 | 11 | 17 | 0 | 2 | 3 | 3 | 5 | 1 | 4 | 3 |
| Hongrie | 222 | 42 | 177 | 3 | 9 | 12 | 14 | 10 | 16 | 58 | 35 |
| Lettonie | 20 | 4 | 16 | 0 | 2 | 0 | 1 | 1 | 3 | 6 | 4 |
| Lituanie | 29 | 1 | 28 | 0 | 0 | 0 | 0 | 1 | 10 | 9 | 4 |
| Macedoine (A.R.Y.) | 99 | 14 | 79 | 6 | 8 | 2 | 3 | 3 | 13 | 18 | 12 |
| Norvège | 170 | 49 | 115 | 6 | 13 | 16 | 12 | 9 | 10 | 16 | 12 |
| Pologne | 780 | 136 | 630 | 14 | 52 | 31 | 35 | 30 | 105 | 155 | 149 |
| Roumanie | 391 | 56 | 322 | 13 | 20 | 8 | 14 | 21 | 41 | 98 | 65 |
| Russie | 427 | 108 | 312 | 7 | 25 | 26 | 35 | 30 | 25 | 79 | 61 |
| Slovaquie | 206 | 75 | 130 | 1 | 20 | 14 | 24 | 23 | 20 | 31 | 27 |
| Slovénie | 30 | 4 | 26 | 0 | 1 | 1 | 1 | 1 | 6 | 6 | 4 |
| Suisse | 275 | 25 | 188 | 62 | 7 | 8 | 9 | 3 | 9 | 6 | 15 |
| Tchécoslovaquie | 19 | 4 | 14 | 1 | 0 | 0 | 2 | 2 | 0 | 7 | 2 |
| Tchéquie | 137 | 25 | 112 | 0 | 8 | 4 | 9 | 7 | 25 | 37 | 24 |
| Turquie | 873 | 142 | 666 | 65 | 43 | 39 | 32 | 45 | 121 | 156 | 100 |
| Yougoslavie (ex) | 379 | 122 | 242 | 15 | 40 | 36 | 34 | 25 | 38 | 40 | 38 |
| Autres pays d'Europe | 358 | 83 | 271 | 4 | 25 | 26 | 16 | 25 | 47 | 68 | 53 |
| Asie | | | | | | | | | | | |
| Bangladesh | 56 | 5 | 51 | 0 | 1 | 2 | 1 | 1 | 5 | 21 | 14 |
| Chine (Rép. populaire) | 1.304 | 102 | 1.165 | 37 | 58 | 26 | 11 | 36 | 418 | 309 | 213 |
| Inde | 415 | 44 | 356 | 15 | 19 | 13 | 8 | 7 | 24 | 104 | 84 |
| Indonésie | 161 | 11 | 144 | 6 | 8 | 2 | 1 | 3 | 16 | 43 | 28 |
| Iran | 143 | 20 | 104 | 19 | 4 | 6 | 5 | 8 | 18 | 17 | 21 |
| Israël | 102 | 32 | 69 | 1 | 4 | 12 | 12 | 5 | 2 | 11 | 16 |
| Japon | 424 | 109 | 310 | 5 | 29 | 38 | 30 | 19 | 8 | 38 | 55 |
| Liban | 65 | 5 | 51 | 9 | 5 | 0 | 0 | 1 | 9 | 10 | 16 |
| Pakistan | 104 | 28 | 75 | 1 | 10 | 6 | 8 | 5 | 9 | 19 | 12 |
| Philippines | 273 | 25 | 245 | 3 | 5 | 5 | 10 | 9 | 24 | 52 | 48 |
| Syrie | 57 | 13 | 42 | 2 | 4 | 6 | 2 | 2 | 7 | 12 | 6 |
| Thaïlande | 285 | 44 | 241 | 0 | 6 | 13 | 11 | 19 | 30 | 53 | 60 |
| Vietnam | 117 | 7 | 109 | 1 | 5 | 2 | 0 | 1 | 14 | 45 | 25 |
| Autres pays d'Asie | 799 | 206 | 574 | 19 | 75 | 54 | 52 | 36 | 70 | 121 | 120 |

Population au 1.1.2004

| De 35 à 39 ans | De 40 à 44 ans | De 45 à 49 ans | De 50 à 54 ans | De 55 à 59 ans | De 60 à 64 ans | De 65 à 69 ans | De 70 à 74 ans | De 75 à 79 ans | De 80 à 84 ans | De 85 à 89 ans | De 90 à 94 ans | 95 ans et plus | |
|----------------------|----------------------|----------------------|----------------------|----------------------|----------------------|----------------------|----------------------|----------------------|----------------------|----------------------|----------------------|-------------------|--------------------------|
| 80.552 | 84.625 | 79.394 | 70.508 | 64.515 | 50.096 | 50.426 | 48.564 | 38.452 | 26.070 | 9.370 | 4.753 | 1.053 | Total |
| 6.885 | 6.127 | 5.034 | 4.014 | 3.290 | 2.210 | 1.596 | 1.159 | 822 | 457 | 136 | 61 | 14 | Étrangers |
| | | | | | | | | | | | | | Union européenne |
| 73.667 | 78.498 | 74.360 | 66.494 | 61.225 | 47.886 | 48.830 | 47.405 | 37.630 | 25.613 | 9.234 | 4.692 | 1.039 | Belgique |
| 563 | 511 | 402 | 291 | 271 | 331 | 208 | 110 | 68 | 27 | 8 | 2 | 1 | Allemagne |
| 34 | 46 | 22 | 25 | 28 | 14 | 5 | 3 | 1 | 1 | 0 | 0 | 0 | Autriche |
| 68 | 57 | 48 | 69 | 71 | 33 | 6 | 2 | 0 | 4 | 0 | 0 | 0 | Danemark |
| 511 | 540 | 441 | 309 | 235 | 123 | 140 | 165 | 120 | 48 | 13 | 3 | 1 | Espagne |
| 92 | 86 | 36 | 16 | 14 | 4 | 4 | 0 | 1 | 0 | 0 | 0 | 0 | Finlande |
| 660 | 519 | 430 | 387 | 361 | 191 | 138 | 107 | 94 | 60 | 15 | 5 | 2 | France |
| 157 | 196 | 189 | 114 | 74 | 44 | 29 | 39 | 30 | 3 | 2 | 2 | 0 | Grèce |
| 31 | 33 | 30 | 27 | 22 | 23 | 16 | 21 | 11 | 7 | 1 | 1 | 0 | Luxembourg |
| 80 | 101 | 101 | 64 | 43 | 20 | 2 | 3 | 2 | 1 | 1 | 0 | 0 | Irlande |
| 713 | 664 | 672 | 553 | 445 | 338 | 231 | 135 | 78 | 53 | 13 | 11 | 5 | Italie |
| 938 | 840 | 795 | 665 | 672 | 468 | 362 | 290 | 190 | 128 | 48 | 22 | 4 | Pays-Bas |
| 274 | 230 | 163 | 119 | 74 | 51 | 42 | 18 | 14 | 8 | 3 | 0 | 0 | Portugal |
| 576 | 702 | 627 | 605 | 458 | 178 | 76 | 47 | 67 | 46 | 6 | 4 | 0 | Grande-Bretagne |
| 59 | 44 | 41 | 42 | 37 | 23 | 11 | 7 | 0 | 4 | 0 | 1 | 0 | Suède |
| | | | | | | | | | | | | | Reste de l'Europe |
| 16 | 8 | 4 | 3 | 1 | 1 | 0 | 0 | 1 | 2 | 0 | 0 | 0 | Bulgarie |
| 4 | 6 | 0 | 1 | 0 | 1 | 2 | 0 | 0 | 0 | 0 | 0 | 0 | Bosnie-Herzégovine |
| 1 | 2 | 2 | 0 | 1 | 0 | 1 | 0 | 0 | 0 | 0 | 0 | 0 | Chypre |
| 4 | 3 | 3 | 4 | 0 | 2 | 2 | 2 | 2 | 0 | 0 | 0 | 0 | Croatie |
| 5 | 1 | 0 | 0 | 0 | 1 | 0 | 0 | 0 | 0 | 0 | 0 | 0 | Estonie |
| 28 | 13 | 9 | 8 | 3 | 4 | 1 | 0 | 0 | 0 | 1 | 1 | 0 | Hongrie |
| 0 | 0 | 2 | 1 | 0 | 0 | 0 | 0 | 0 | 0 | 0 | 0 | 0 | Lettonie |
| 3 | 1 | 1 | 0 | 0 | 0 | 0 | 0 | 0 | 0 | 0 | 0 | 0 | Lituanie |
| 11 | 5 | 4 | 5 | 1 | 8 | 1 | 1 | 3 | 1 | 0 | 0 | 0 | Macedoine (A.R.Y.) |
| 20 | 20 | 9 | 12 | 10 | 5 | 4 | 2 | 0 | 0 | 0 | 0 | 0 | Norvège |
| 87 | 44 | 38 | 29 | 7 | 4 | 4 | 2 | 3 | 4 | 1 | 0 | 0 | Pologne |
| 63 | 16 | 10 | 11 | 6 | 5 | 2 | 5 | 2 | 3 | 0 | 1 | 0 | Roumanie |
| 51 | 32 | 27 | 13 | 14 | 2 | 4 | 2 | 1 | 0 | 0 | 0 | 0 | Russie |
| 22 | 18 | 2 | 2 | 2 | 0 | 0 | 0 | 0 | 0 | 0 | 1 | 0 | Slovaquie |
| 6 | 1 | 0 | 2 | 1 | 0 | 0 | 0 | 0 | 0 | 0 | 0 | 0 | Slovénie |
| 39 | 31 | 26 | 17 | 17 | 26 | 24 | 12 | 18 | 5 | 2 | 1 | 0 | Suisse |
| 3 | 1 | 1 | 0 | 0 | 0 | 0 | 1 | 0 | 0 | 0 | 0 | 0 | Tchécoslovaquie |
| 6 | 9 | 4 | 3 | 1 | 0 | 0 | 0 | 0 | 0 | 0 | 0 | 0 | Tchéquie |
| 75 | 63 | 49 | 39 | 19 | 27 | 26 | 24 | 7 | 6 | 1 | 0 | 1 | Turquie |
| 43 | 20 | 12 | 22 | 6 | 10 | 7 | 7 | 1 | 0 | 0 | 0 | 0 | Yougoslavie (ex) |
| 38 | 30 | 15 | 6 | 3 | 2 | 2 | 1 | 1 | 0 | 0 | 0 | 0 | Autres pays d'Europe |
| | | | | | | | | | | | | | Asie |
| 4 | 3 | 3 | 1 | 0 | 0 | 0 | 0 | 0 | 0 | 0 | 0 | 0 | Bangladesh |
| 84 | 39 | 29 | 22 | 9 | 13 | 13 | 7 | 7 | 6 | 4 | 0 | 0 | Chine (Rép. populaire) |
| 72 | 35 | 20 | 8 | 6 | 0 | 7 | 2 | 3 | 2 | 1 | 0 | 0 | Inde |
| 18 | 12 | 8 | 8 | 5 | 3 | 2 | 0 | 0 | 1 | 3 | 0 | 0 | Indonésie |
| 12 | 14 | 6 | 1 | 6 | 6 | 5 | 8 | 3 | 2 | 1 | 0 | 0 | Iran |
| 15 | 12 | 6 | 4 | 2 | 0 | 1 | 0 | 0 | 0 | 0 | 0 | 0 | Israël |
| 73 | 55 | 41 | 19 | 11 | 3 | 2 | 1 | 1 | 1 | 0 | 0 | 0 | Japon |
| 4 | 3 | 2 | 3 | 2 | 1 | 1 | 4 | 1 | 2 | 1 | 0 | 0 | Liban |
| 14 | 9 | 6 | 2 | 3 | 0 | 0 | 0 | 0 | 1 | 0 | 0 | 0 | Pakistan |
| 44 | 31 | 19 | 12 | 6 | 5 | 0 | 3 | 0 | 0 | 0 | 0 | 0 | Philippines |
| 9 | 3 | 2 | 1 | 0 | 1 | 1 | 1 | 0 | 0 | 0 | 0 | 0 | Syrie |
| 43 | 26 | 16 | 5 | 0 | 3 | 0 | 0 | 0 | 0 | 0 | 0 | 0 | Thaïlande |
| 6 | 12 | 4 | 1 | 1 | 0 | 0 | 0 | 0 | 0 | 0 | 1 | 0 | Vietnam |
| 103 | 72 | 36 | 24 | 11 | 6 | 5 | 6 | 6 | 0 | 1 | 1 | 0 | Autres pays d'Asie |

Population au 1.1.2004

Population par pays de nationalité, groupe d'âges et province - Province de Brabant flamand (suite)

| Total | Moins de 18 ans | De 18 à 64 ans | 65 ans et plus | Moins de 5 ans | De 5 à 9 ans | De 10 à 14 ans | De 15 à 19 ans | De 20 à 24 ans | De 25 à 29 ans | De 30 à 34 ans | |
|------------------------------|-----------------|----------------|----------------|----------------|--------------|----------------|----------------|----------------|----------------|----------------|-----|
| Afrique | | | | | | | | | | | |
| Afrique du Sud (Rép.) | 223 | 52 | 170 | 1 | 18 | 17 | 14 | 8 | 20 | 28 | 43 |
| Algérie | 139 | 18 | 108 | 13 | 7 | 3 | 6 | 4 | 3 | 24 | 22 |
| Angola | 66 | 24 | 42 | 0 | 5 | 2 | 10 | 15 | 5 | 4 | 3 |
| Burundi | 40 | 10 | 29 | 1 | 3 | 1 | 4 | 7 | 0 | 2 | 8 |
| Cameroun | 124 | 22 | 99 | 3 | 9 | 3 | 9 | 3 | 23 | 25 | 23 |
| Congo (Rép. dém.) | 1.081 | 302 | 730 | 49 | 79 | 68 | 92 | 91 | 111 | 113 | 112 |
| Côte-d'Ivoire | 43 | 11 | 32 | 0 | 2 | 1 | 6 | 4 | 8 | 8 | 6 |
| Egypte | 102 | 24 | 76 | 2 | 13 | 7 | 4 | 0 | 8 | 15 | 35 |
| Ghana | 124 | 34 | 90 | 0 | 10 | 4 | 12 | 16 | 14 | 15 | 10 |
| Maroc | 2.946 | 619 | 2.093 | 234 | 215 | 182 | 144 | 139 | 252 | 397 | 420 |
| Maurice | 41 | 5 | 32 | 4 | 1 | 0 | 2 | 3 | 6 | 3 | 6 |
| Nigeria | 244 | 47 | 197 | 0 | 21 | 13 | 7 | 9 | 12 | 39 | 56 |
| Rwanda | 80 | 20 | 59 | 1 | 7 | 4 | 6 | 7 | 12 | 11 | 8 |
| Sénégal | 44 | 6 | 37 | 1 | 1 | 3 | 1 | 1 | 6 | 8 | 5 |
| Tunisie | 136 | 13 | 122 | 1 | 5 | 6 | 1 | 1 | 12 | 36 | 27 |
| Autres pays d'Afrique | 582 | 149 | 427 | 6 | 62 | 32 | 28 | 41 | 46 | 110 | 105 |
| Amérique | | | | | | | | | | | |
| Bésil | 225 | 54 | 169 | 2 | 7 | 19 | 14 | 21 | 23 | 33 | 41 |
| Canada | 350 | 89 | 249 | 12 | 17 | 38 | 22 | 19 | 35 | 29 | 19 |
| Chili | 86 | 9 | 70 | 7 | 3 | 3 | 0 | 8 | 3 | 15 | 13 |
| Colombie | 113 | 24 | 89 | 0 | 3 | 10 | 7 | 8 | 9 | 20 | 19 |
| Dominicaine (Rép.) | 55 | 10 | 43 | 2 | 1 | 6 | 3 | 4 | 10 | 11 | 8 |
| Etats-Unis d'Amérique | 2.090 | 664 | 1.352 | 74 | 194 | 196 | 185 | 119 | 139 | 120 | 163 |
| Pérou | 95 | 15 | 77 | 3 | 2 | 8 | 2 | 4 | 4 | 14 | 17 |
| Autres pays d'Amérique | 442 | 66 | 366 | 10 | 19 | 21 | 14 | 29 | 38 | 68 | 100 |
| Océanie | | | | | | | | | | | |
| Australie | 146 | 43 | 100 | 3 | 11 | 16 | 11 | 11 | 8 | 11 | 13 |
| Autres pays d'Océanie | 35 | 4 | 28 | 3 | 0 | 1 | 3 | 2 | 1 | 1 | 4 |
| Réfugiés | | | | | | | | | | | |
| D'origine indéterminée | 61 | 20 | 40 | 1 | 7 | 8 | 3 | 12 | 2 | 3 | 5 |
| D'origine déterminée | 563 | 165 | 372 | 26 | 22 | 45 | 59 | 70 | 39 | 58 | 62 |
| Apatrides ou inconnus | | | | | | | | | | | |
| Apatride | 14 | 0 | 13 | 1 | 0 | 0 | 0 | 0 | 0 | 1 | 3 |
| Inconnu | 63 | 34 | 28 | 1 | 17 | 11 | 5 | 2 | 6 | 3 | 3 |

Population au 1.1.2004

| De 35 à 39 ans | De 40 à 44 ans | De 45 à 49 ans | De 50 à 54 ans | De 55 à 59 ans | De 60 à 64 ans | De 65 à 69 ans | De 70 à 74 ans | De 75 à 79 ans | De 80 à 84 ans | De 85 à 89 ans | De 90 à 94 ans | 95 ans et plus | |
|----------------------|----------------------|----------------------|----------------------|----------------------|----------------------|----------------------|----------------------|----------------------|----------------------|----------------------|----------------------|----------------------|------------------------------|
| | | | | | | | | | | | | | Afrique |
| 32 | 24 | 11 | 4 | 2 | 1 | 1 | 0 | 0 | 0 | 0 | 0 | 0 | Afrique du Sud (Rép.) |
| 16 | 13 | 5 | 2 | 9 | 12 | 6 | 5 | 2 | 0 | 0 | 0 | 0 | Algérie |
| 8 | 10 | 1 | 2 | 0 | 1 | 0 | 0 | 0 | 0 | 0 | 0 | 0 | Angola |
| 3 | 6 | 4 | 0 | 0 | 1 | 1 | 0 | 0 | 0 | 0 | 0 | 0 | Burundi |
| 16 | 2 | 6 | 0 | 0 | 2 | 2 | 1 | 0 | 0 | 0 | 0 | 0 | Cameroun |
| 102 | 94 | 59 | 48 | 44 | 19 | 29 | 6 | 8 | 5 | 1 | 0 | 0 | Congo (Rép. dém.) |
| 3 | 3 | 1 | 1 | 0 | 0 | 0 | 0 | 0 | 0 | 0 | 0 | 0 | Côte-d'Ivoire |
| 14 | 3 | 0 | 1 | 0 | 0 | 1 | 1 | 0 | 0 | 0 | 0 | 0 | Egypte |
| 13 | 15 | 11 | 3 | 1 | 0 | 0 | 0 | 0 | 0 | 0 | 0 | 0 | Ghana |
| 277 | 225 | 162 | 107 | 85 | 107 | 117 | 71 | 31 | 12 | 3 | 0 | 0 | Maroc |
| 2 | 4 | 1 | 5 | 3 | 1 | 0 | 2 | 1 | 1 | 0 | 0 | 0 | Maurice |
| 48 | 31 | 6 | 2 | 0 | 0 | 0 | 0 | 0 | 0 | 0 | 0 | 0 | Nigeria |
| 6 | 9 | 3 | 0 | 3 | 3 | 1 | 0 | 0 | 0 | 0 | 0 | 0 | Rwanda |
| 8 | 6 | 1 | 1 | 0 | 2 | 1 | 0 | 0 | 0 | 0 | 0 | 0 | Sénégal |
| 14 | 10 | 5 | 9 | 6 | 3 | 0 | 0 | 0 | 0 | 0 | 1 | 0 | Tunisie |
| 72 | 32 | 21 | 14 | 6 | 7 | 2 | 4 | 0 | 0 | 0 | 0 | 0 | Autres pays d'Afrique |
| | | | | | | | | | | | | | Amérique |
| 24 | 22 | 8 | 7 | 3 | 1 | 1 | 0 | 1 | 0 | 0 | 0 | 0 | Brésil |
| 33 | 36 | 39 | 27 | 18 | 6 | 5 | 0 | 5 | 1 | 1 | 0 | 0 | Canada |
| 14 | 7 | 7 | 4 | 1 | 1 | 0 | 2 | 2 | 0 | 2 | 1 | 0 | Chili |
| 17 | 11 | 5 | 0 | 3 | 1 | 0 | 0 | 0 | 0 | 0 | 0 | 0 | Colombie |
| 5 | 0 | 2 | 0 | 3 | 0 | 1 | 0 | 0 | 1 | 0 | 0 | 0 | Dominicaine (Rép.) |
| 221 | 211 | 181 | 149 | 98 | 40 | 24 | 20 | 21 | 5 | 3 | 1 | 0 | Etats-Unis d'Amérique |
| 21 | 11 | 2 | 2 | 4 | 1 | 1 | 1 | 1 | 0 | 0 | 0 | 0 | Pérou |
| 52 | 40 | 26 | 14 | 6 | 5 | 5 | 2 | 2 | 1 | 0 | 0 | 0 | Autres pays d'Amérique |
| | | | | | | | | | | | | | Océanie |
| 18 | 19 | 11 | 7 | 5 | 2 | 1 | 0 | 1 | 1 | 0 | 0 | 0 | Australie |
| 3 | 6 | 2 | 6 | 3 | 0 | 2 | 0 | 0 | 1 | 0 | 0 | 0 | Autres pays d'Océanie |
| | | | | | | | | | | | | | Réfugiés |
| 6 | 6 | 4 | 1 | 3 | 0 | 0 | 0 | 1 | 0 | 0 | 0 | 0 | D'origine indéterminée |
| 47 | 47 | 35 | 18 | 21 | 14 | 8 | 5 | 9 | 3 | 0 | 1 | 0 | D'origine déterminée |
| | | | | | | | | | | | | | Apatrides ou inconnus |
| 1 | 0 | 0 | 4 | 4 | 0 | 0 | 0 | 1 | 0 | 0 | 0 | 0 | Apatride |
| 7 | 5 | 2 | 1 | 0 | 0 | 0 | 1 | 0 | 0 | 0 | 0 | 0 | Inconnu |

Population au 1.1.2004

Population par pays de nationalité, groupe d'âges et province - Province de Flandre occidentale

| | Total | Moins de 18 ans | De 18 à 64 ans | 65 ans et plus | Moins de 5 ans | De 5 à 9 ans | De 10 à 14 ans | De 15 à 19 ans | De 20 à 24 ans | De 25 à 29 ans | De 30 à 34 ans |
|--------------------------|-----------|-----------------|----------------|----------------|----------------|--------------|----------------|----------------|----------------|----------------|----------------|
| Total | 1.135.802 | 224.511 | 692.419 | 218.872 | 54.624 | 61.444 | 68.818 | 65.803 | 68.950 | 64.834 | 73.932 |
| Étrangers | 21.467 | 3.202 | 15.884 | 2.381 | 940 | 888 | 875 | 887 | 1.599 | 2.197 | 2.310 |
| Union européenne | | | | | | | | | | | |
| Belgique | 1.114.335 | 221.309 | 676.535 | 216.491 | 53.684 | 60.556 | 67.943 | 64.916 | 67.351 | 62.637 | 71.622 |
| Allemagne | 849 | 53 | 635 | 161 | 13 | 11 | 18 | 23 | 42 | 60 | 65 |
| Autriche | 56 | 1 | 44 | 11 | 0 | 1 | 0 | 0 | 5 | 8 | 4 |
| Danemark | 44 | 4 | 38 | 2 | 0 | 0 | 3 | 2 | 6 | 8 | 4 |
| Espagne | 296 | 24 | 242 | 30 | 2 | 13 | 4 | 7 | 52 | 42 | 19 |
| Finlande | 21 | 0 | 21 | 0 | 0 | 0 | 0 | 2 | 3 | 4 | 1 |
| France | 6.366 | 781 | 4.628 | 957 | 216 | 247 | 217 | 193 | 317 | 416 | 543 |
| Grèce | 129 | 11 | 102 | 16 | 5 | 2 | 3 | 1 | 12 | 12 | 16 |
| Luxembourg | 69 | 3 | 46 | 20 | 0 | 0 | 2 | 1 | 2 | 4 | 3 |
| Irlande | 72 | 5 | 65 | 2 | 2 | 0 | 1 | 2 | 10 | 9 | 9 |
| Italie | 703 | 37 | 576 | 90 | 9 | 9 | 9 | 19 | 32 | 52 | 54 |
| Pays-Bas | 3.026 | 322 | 2.171 | 533 | 93 | 92 | 86 | 94 | 132 | 164 | 242 |
| Portugal | 425 | 68 | 341 | 16 | 14 | 20 | 23 | 18 | 45 | 29 | 50 |
| Grande-Bretagne | 1.168 | 114 | 836 | 218 | 24 | 34 | 34 | 30 | 49 | 56 | 76 |
| Suède | 49 | 1 | 40 | 8 | 0 | 1 | 0 | 0 | 4 | 11 | 7 |
| Reste de l'Europe | | | | | | | | | | | |
| Bulgarie | 75 | 10 | 64 | 1 | 3 | 5 | 1 | 3 | 11 | 16 | 19 |
| Bosnie-Herzégovine | 35 | 6 | 28 | 1 | 3 | 1 | 0 | 3 | 10 | 2 | 3 |
| Croatie | 25 | 4 | 21 | 0 | 0 | 3 | 0 | 1 | 3 | 5 | 7 |
| Estonie | 7 | 2 | 5 | 0 | 0 | 0 | 0 | 2 | 1 | 1 | 1 |
| Hongrie | 61 | 5 | 51 | 5 | 3 | 0 | 2 | 1 | 13 | 17 | 10 |
| Lettonie | 8 | 1 | 7 | 0 | 0 | 1 | 0 | 0 | 3 | 2 | 0 |
| Lituanie | 18 | 3 | 15 | 0 | 0 | 0 | 2 | 1 | 5 | 5 | 2 |
| Macedoine (A.R.Y.) | 33 | 5 | 27 | 1 | 0 | 0 | 3 | 3 | 4 | 7 | 7 |
| Norvège | 21 | 3 | 17 | 1 | 2 | 1 | 0 | 1 | 1 | 3 | 1 |
| Pologne | 225 | 33 | 181 | 11 | 5 | 5 | 11 | 15 | 32 | 46 | 42 |
| Roumanie | 193 | 29 | 160 | 4 | 7 | 8 | 10 | 4 | 42 | 40 | 38 |
| Russie | 268 | 66 | 200 | 2 | 19 | 12 | 24 | 18 | 24 | 35 | 46 |
| Slovaquie | 30 | 5 | 24 | 1 | 4 | 0 | 0 | 2 | 1 | 14 | 1 |
| Slovénie | 9 | 0 | 9 | 0 | 0 | 0 | 0 | 0 | 1 | 5 | 0 |
| Suisse | 59 | 1 | 29 | 29 | 0 | 1 | 0 | 0 | 2 | 3 | 5 |
| Tchécoslovaquie | 4 | 1 | 3 | 0 | 0 | 0 | 1 | 0 | 1 | 1 | 0 |
| Tchéquie | 37 | 5 | 32 | 0 | 2 | 1 | 2 | 1 | 9 | 11 | 7 |
| Turquie | 280 | 57 | 219 | 4 | 22 | 10 | 14 | 18 | 45 | 46 | 42 |
| Yougoslavie (ex) | 607 | 211 | 381 | 15 | 72 | 64 | 53 | 34 | 62 | 90 | 71 |
| Autres pays d'Europe | 337 | 89 | 244 | 4 | 21 | 27 | 30 | 17 | 49 | 62 | 53 |
| Asie | | | | | | | | | | | |
| Bangladesh | 23 | 3 | 20 | 0 | 2 | 1 | 0 | 0 | 8 | 4 | 3 |
| Chine (Rép. populaire) | 325 | 54 | 252 | 19 | 17 | 5 | 13 | 34 | 51 | 54 | 32 |
| Inde | 133 | 22 | 109 | 2 | 12 | 2 | 5 | 4 | 7 | 24 | 34 |
| Indonésie | 64 | 5 | 56 | 3 | 1 | 0 | 2 | 2 | 3 | 12 | 17 |
| Iran | 80 | 14 | 63 | 3 | 6 | 2 | 4 | 6 | 7 | 11 | 19 |
| Israël | 18 | 3 | 14 | 1 | 0 | 1 | 2 | 1 | 1 | 2 | 0 |
| Japon | 105 | 17 | 87 | 1 | 3 | 5 | 4 | 5 | 2 | 10 | 14 |
| Liban | 9 | 0 | 8 | 1 | 0 | 0 | 0 | 1 | 0 | 0 | 1 |
| Pakistan | 199 | 26 | 170 | 3 | 10 | 7 | 7 | 3 | 7 | 31 | 46 |
| Philippines | 274 | 25 | 244 | 5 | 6 | 11 | 6 | 8 | 29 | 73 | 46 |
| Syrie | 10 | 2 | 7 | 1 | 2 | 0 | 0 | 0 | 2 | 1 | 2 |
| Thaïlande | 246 | 52 | 194 | 0 | 7 | 19 | 17 | 16 | 28 | 52 | 52 |
| Vietnam | 42 | 12 | 30 | 0 | 4 | 4 | 3 | 4 | 4 | 9 | 5 |
| Autres pays d'Asie | 609 | 209 | 384 | 16 | 60 | 44 | 69 | 54 | 50 | 65 | 68 |

Population au 1.1.2004

| De 35 à 39 ans | De 40 à 44 ans | De 45 à 49 ans | De 50 à 54 ans | De 55 à 59 ans | De 60 à 64 ans | De 65 à 69 ans | De 70 à 74 ans | De 75 à 79 ans | De 80 à 84 ans | De 85 à 89 ans | De 90 à 94 ans | 95 ans et plus | |
|----------------------|----------------------|----------------------|----------------------|----------------------|----------------------|----------------------|----------------------|----------------------|----------------------|----------------------|----------------------|-------------------|--------------------------|
| 83.763 | 86.096 | 81.224 | 74.085 | 72.964 | 60.393 | 62.366 | 58.378 | 46.566 | 31.810 | 11.733 | 6.459 | 1.560 | Total |
| 2.214 | 1.780 | 1.521 | 1.560 | 1.363 | 952 | 736 | 555 | 483 | 392 | 124 | 72 | 19 | Étrangers |
| | | | | | | | | | | | | | Union européenne |
| 81.549 | 84.316 | 79.703 | 72.525 | 71.601 | 59.441 | 61.630 | 57.823 | 46.083 | 31.418 | 11.609 | 6.387 | 1.541 | Belgique |
| 93 | 64 | 60 | 54 | 76 | 109 | 72 | 36 | 26 | 23 | 4 | 0 | 0 | Allemagne |
| 6 | 2 | 3 | 3 | 9 | 4 | 2 | 2 | 3 | 3 | 0 | 1 | 0 | Autriche |
| 5 | 4 | 3 | 3 | 2 | 2 | 1 | 0 | 1 | 0 | 0 | 0 | 0 | Danemark |
| 29 | 28 | 23 | 23 | 18 | 6 | 8 | 9 | 8 | 3 | 1 | 0 | 1 | Espagne |
| 5 | 2 | 0 | 1 | 2 | 1 | 0 | 0 | 0 | 0 | 0 | 0 | 0 | Finlande |
| 578 | 487 | 549 | 707 | 592 | 347 | 264 | 226 | 192 | 172 | 59 | 35 | 9 | France |
| 23 | 10 | 14 | 9 | 4 | 2 | 10 | 3 | 2 | 1 | 0 | 0 | 0 | Grèce |
| 7 | 3 | 6 | 6 | 8 | 7 | 4 | 7 | 4 | 5 | 0 | 0 | 0 | Luxembourg |
| 9 | 8 | 5 | 9 | 6 | 0 | 1 | 0 | 0 | 1 | 0 | 0 | 0 | Irlande |
| 72 | 83 | 75 | 96 | 60 | 43 | 29 | 28 | 21 | 8 | 3 | 1 | 0 | Italie |
| 267 | 291 | 274 | 251 | 277 | 230 | 161 | 120 | 106 | 87 | 37 | 19 | 3 | Pays-Bas |
| 55 | 47 | 35 | 35 | 25 | 13 | 9 | 1 | 5 | 0 | 0 | 1 | 0 | Portugal |
| 122 | 116 | 116 | 122 | 117 | 54 | 64 | 30 | 52 | 54 | 9 | 7 | 2 | Grande-Bretagne |
| 6 | 5 | 0 | 2 | 1 | 4 | 2 | 1 | 3 | 0 | 1 | 1 | 0 | Suède |
| | | | | | | | | | | | | | Reste de l'Europe |
| 8 | 1 | 5 | 0 | 0 | 2 | 0 | 1 | 0 | 0 | 0 | 0 | 0 | Bulgarie |
| 3 | 2 | 4 | 1 | 0 | 2 | 1 | 0 | 0 | 0 | 0 | 0 | 0 | Bosnie-Herzégovine |
| 1 | 1 | 2 | 1 | 0 | 1 | 0 | 0 | 0 | 0 | 0 | 0 | 0 | Croatie |
| 1 | 0 | 1 | 0 | 0 | 0 | 0 | 0 | 0 | 0 | 0 | 0 | 0 | Estonie |
| 6 | 2 | 1 | 1 | 0 | 0 | 0 | 0 | 0 | 4 | 0 | 1 | 0 | Hongrie |
| 0 | 0 | 0 | 0 | 1 | 1 | 0 | 0 | 0 | 0 | 0 | 0 | 0 | Lettonie |
| 2 | 1 | 0 | 0 | 0 | 0 | 0 | 0 | 0 | 0 | 0 | 0 | 0 | Lituanie |
| 4 | 1 | 0 | 2 | 0 | 1 | 1 | 0 | 0 | 0 | 0 | 0 | 0 | Macedoine (A.R.Y.) |
| 4 | 4 | 0 | 1 | 1 | 1 | 0 | 0 | 0 | 1 | 0 | 0 | 0 | Norvège |
| 23 | 17 | 10 | 3 | 5 | 0 | 2 | 4 | 2 | 1 | 2 | 0 | 0 | Pologne |
| 19 | 14 | 3 | 3 | 0 | 1 | 2 | 2 | 0 | 0 | 0 | 0 | 0 | Roumanie |
| 35 | 28 | 13 | 6 | 4 | 2 | 0 | 1 | 1 | 0 | 0 | 0 | 0 | Russie |
| 5 | 1 | 0 | 1 | 0 | 0 | 0 | 1 | 0 | 0 | 0 | 0 | 0 | Slovaquie |
| 0 | 0 | 0 | 1 | 2 | 0 | 0 | 0 | 0 | 0 | 0 | 0 | 0 | Slovénie |
| 3 | 5 | 3 | 2 | 3 | 3 | 4 | 6 | 10 | 5 | 2 | 1 | 1 | Suisse |
| 0 | 0 | 0 | 0 | 0 | 1 | 0 | 0 | 0 | 0 | 0 | 0 | 0 | Tchécoslovaquie |
| 1 | 2 | 1 | 0 | 0 | 0 | 0 | 0 | 0 | 0 | 0 | 0 | 0 | Tchéquie |
| 31 | 20 | 12 | 6 | 6 | 4 | 2 | 1 | 1 | 0 | 0 | 0 | 0 | Turquie |
| 53 | 42 | 21 | 11 | 7 | 12 | 3 | 10 | 1 | 1 | 0 | 0 | 0 | Yougoslavie (ex) |
| 32 | 20 | 11 | 10 | 0 | 1 | 3 | 0 | 1 | 0 | 0 | 0 | 0 | Autres pays d'Europe |
| | | | | | | | | | | | | | Asie |
| 4 | 0 | 1 | 0 | 0 | 0 | 0 | 0 | 0 | 0 | 0 | 0 | 0 | Bangladesh |
| 31 | 24 | 20 | 12 | 6 | 7 | 13 | 2 | 2 | 1 | 1 | 0 | 0 | Chine (Rép. populaire) |
| 12 | 10 | 13 | 5 | 2 | 1 | 1 | 0 | 1 | 0 | 0 | 0 | 0 | Inde |
| 15 | 5 | 1 | 1 | 2 | 0 | 0 | 0 | 2 | 0 | 0 | 1 | 0 | Indonésie |
| 5 | 5 | 4 | 3 | 3 | 2 | 2 | 0 | 1 | 0 | 0 | 0 | 0 | Iran |
| 1 | 2 | 2 | 3 | 2 | 0 | 0 | 0 | 0 | 1 | 0 | 0 | 0 | Israël |
| 21 | 17 | 9 | 8 | 4 | 2 | 1 | 0 | 0 | 0 | 0 | 0 | 0 | Japon |
| 1 | 1 | 2 | 2 | 0 | 0 | 0 | 0 | 1 | 0 | 0 | 0 | 0 | Liban |
| 37 | 27 | 8 | 5 | 6 | 2 | 1 | 1 | 0 | 1 | 0 | 0 | 0 | Pakistan |
| 43 | 28 | 10 | 3 | 4 | 2 | 4 | 1 | 0 | 0 | 0 | 0 | 0 | Philippines |
| 1 | 1 | 0 | 0 | 0 | 0 | 1 | 0 | 0 | 0 | 0 | 0 | 0 | Syrie |
| 27 | 20 | 5 | 2 | 0 | 1 | 0 | 0 | 0 | 0 | 0 | 0 | 0 | Thaïlande |
| 1 | 5 | 1 | 1 | 1 | 0 | 0 | 0 | 0 | 0 | 0 | 0 | 0 | Vietnam |
| 65 | 47 | 31 | 21 | 9 | 10 | 8 | 2 | 3 | 2 | 0 | 0 | 1 | Autres pays d'Asie |

Population au 1.1.2004

Population par pays de nationalité, groupe d'âges et province - Province de Flandre occidentale (suite)

| Total | Moins de 18 ans | De 18 à 64 ans | 65 ans et plus | Moins de 5 ans | De 5 à 9 ans | De 10 à 14 ans | De 15 à 19 ans | De 20 à 24 ans | De 25 à 29 ans | De 30 à 34 ans | |
|------------------------------|-----------------|----------------|----------------|----------------|--------------|----------------|----------------|----------------|----------------|----------------|-----|
| Afrique | | | | | | | | | | | |
| Afrique du Sud (Rép.) | 34 | 4 | 27 | 3 | 2 | 1 | 1 | 0 | 5 | 11 | 5 |
| Algérie | 284 | 61 | 207 | 16 | 20 | 17 | 18 | 8 | 11 | 29 | 41 |
| Angola | 75 | 44 | 31 | 0 | 11 | 13 | 16 | 8 | 3 | 1 | 3 |
| Burundi | 11 | 5 | 5 | 1 | 2 | 2 | 1 | 0 | 0 | 1 | 3 |
| Cameroun | 34 | 7 | 27 | 0 | 3 | 0 | 3 | 2 | 6 | 7 | 9 |
| Congo (Rép. dém.) | 167 | 36 | 126 | 5 | 10 | 9 | 4 | 24 | 15 | 14 | 21 |
| Côte-d'Ivoire | 7 | 2 | 5 | 0 | 1 | 0 | 1 | 0 | 0 | 2 | 1 |
| Egypte | 60 | 8 | 52 | 0 | 3 | 4 | 1 | 0 | 5 | 10 | 21 |
| Ghana | 67 | 12 | 55 | 0 | 6 | 3 | 1 | 6 | 9 | 12 | 8 |
| Maroc | 1.458 | 300 | 1.104 | 54 | 110 | 82 | 62 | 83 | 189 | 245 | 210 |
| Maurice | 6 | 0 | 6 | 0 | 0 | 0 | 0 | 0 | 1 | 3 | 0 |
| Nigeria | 67 | 14 | 53 | 0 | 11 | 3 | 0 | 0 | 9 | 12 | 15 |
| Rwanda | 33 | 12 | 19 | 2 | 3 | 1 | 5 | 3 | 3 | 4 | 3 |
| Sénégal | 31 | 5 | 25 | 1 | 0 | 3 | 1 | 1 | 2 | 7 | 8 |
| Tunisie | 162 | 20 | 136 | 6 | 8 | 2 | 9 | 3 | 18 | 30 | 17 |
| Autres pays d'Afrique | 220 | 60 | 157 | 3 | 17 | 18 | 16 | 14 | 25 | 38 | 33 |
| Amérique | | | | | | | | | | | |
| Bésil | 76 | 8 | 65 | 3 | 1 | 2 | 2 | 10 | 10 | 15 | 7 |
| Canada | 60 | 4 | 39 | 17 | 1 | 2 | 1 | 0 | 1 | 9 | 4 |
| Chili | 24 | 1 | 20 | 3 | 0 | 0 | 1 | 1 | 1 | 3 | 6 |
| Colombie | 13 | 1 | 12 | 0 | 0 | 0 | 0 | 1 | 1 | 3 | 2 |
| Dominicaine (Rép.) | 46 | 14 | 31 | 1 | 1 | 4 | 6 | 6 | 4 | 6 | 9 |
| Etats-Unis d'Amérique | 211 | 27 | 138 | 46 | 11 | 7 | 4 | 13 | 5 | 14 | 26 |
| Pérou | 20 | 4 | 16 | 0 | 2 | 1 | 1 | 0 | 3 | 3 | 6 |
| Autres pays d'Amérique | 126 | 20 | 105 | 1 | 2 | 9 | 5 | 12 | 14 | 33 | 25 |
| Océanie | | | | | | | | | | | |
| Australie | 16 | 0 | 16 | 0 | 0 | 0 | 0 | 1 | 2 | 1 | 2 |
| Autres pays d'Océanie | 11 | 2 | 9 | 0 | 2 | 0 | 0 | 0 | 0 | 1 | 2 |
| Réfugiés | | | | | | | | | | | |
| D'origine indéterminée | 12 | 3 | 9 | 0 | 2 | 1 | 0 | 1 | 3 | 2 | 1 |
| D'origine déterminée | 371 | 121 | 232 | 18 | 40 | 34 | 29 | 34 | 23 | 45 | 35 |
| Apatrides ou inconnus | | | | | | | | | | | |
| Apatride | 19 | 2 | 14 | 3 | 0 | 0 | 1 | 2 | 1 | 2 | 0 |
| Inconnu | 4 | 1 | 3 | 0 | 0 | 0 | 1 | 0 | 1 | 0 | 0 |

Population au 1.1.2004

| De 35 à 39 ans | De 40 à 44 ans | De 45 à 49 ans | De 50 à 54 ans | De 55 à 59 ans | De 60 à 64 ans | De 65 à 69 ans | De 70 à 74 ans | De 75 à 79 ans | De 80 à 84 ans | De 85 à 89 ans | De 90 à 94 ans | 95 ans et plus | |
|----------------------|----------------------|----------------------|----------------------|----------------------|----------------------|----------------------|----------------------|----------------------|----------------------|----------------------|----------------------|----------------------|------------------------------|
| | | | | | | | | | | | | | Afrique |
| 2 | 1 | 1 | 1 | 1 | 0 | 1 | 1 | 0 | 1 | 0 | 0 | 0 | Afrique du Sud (Rép.) |
| 43 | 21 | 15 | 22 | 17 | 6 | 6 | 5 | 4 | 1 | 0 | 0 | 0 | Algérie |
| 11 | 5 | 3 | 0 | 0 | 1 | 0 | 0 | 0 | 0 | 0 | 0 | 0 | Angola |
| 1 | 0 | 0 | 0 | 0 | 0 | 1 | 0 | 0 | 0 | 0 | 0 | 0 | Burundi |
| 3 | 1 | 0 | 0 | 0 | 0 | 0 | 0 | 0 | 0 | 0 | 0 | 0 | Cameroun |
| 27 | 15 | 13 | 5 | 4 | 1 | 4 | 0 | 1 | 0 | 0 | 0 | 0 | Congo (Rép. dém.) |
| 1 | 0 | 1 | 0 | 0 | 0 | 0 | 0 | 0 | 0 | 0 | 0 | 0 | Côte-d'Ivoire |
| 7 | 7 | 0 | 1 | 1 | 0 | 0 | 0 | 0 | 0 | 0 | 0 | 0 | Egypte |
| 10 | 10 | 2 | 0 | 0 | 0 | 0 | 0 | 0 | 0 | 0 | 0 | 0 | Ghana |
| 156 | 94 | 67 | 44 | 34 | 28 | 25 | 20 | 5 | 3 | 1 | 0 | 0 | Maroc |
| 0 | 0 | 0 | 2 | 0 | 0 | 0 | 0 | 0 | 0 | 0 | 0 | 0 | Maurice |
| 11 | 1 | 2 | 1 | 0 | 2 | 0 | 0 | 0 | 0 | 0 | 0 | 0 | Nigeria |
| 5 | 0 | 0 | 0 | 2 | 2 | 1 | 0 | 1 | 0 | 0 | 0 | 0 | Rwanda |
| 7 | 1 | 0 | 0 | 0 | 0 | 1 | 0 | 0 | 0 | 0 | 0 | 0 | Sénégal |
| 23 | 15 | 9 | 9 | 10 | 3 | 4 | 2 | 0 | 0 | 0 | 0 | 0 | Tunisie |
| 26 | 15 | 6 | 3 | 3 | 3 | 0 | 2 | 1 | 0 | 0 | 0 | 0 | Autres pays d'Afrique |
| | | | | | | | | | | | | | Amérique |
| 12 | 5 | 3 | 2 | 2 | 2 | 0 | 1 | 1 | 1 | 0 | 0 | 0 | Brésil |
| 7 | 6 | 2 | 3 | 4 | 3 | 1 | 7 | 4 | 3 | 2 | 0 | 0 | Canada |
| 1 | 2 | 2 | 4 | 0 | 0 | 1 | 0 | 1 | 1 | 0 | 0 | 0 | Chili |
| 4 | 1 | 0 | 1 | 0 | 0 | 0 | 0 | 0 | 0 | 0 | 0 | 0 | Colombie |
| 7 | 1 | 1 | 0 | 0 | 0 | 0 | 1 | 0 | 0 | 0 | 0 | 0 | Dominicaine (Rép.) |
| 24 | 21 | 10 | 11 | 8 | 11 | 6 | 14 | 10 | 8 | 2 | 4 | 2 | Etats-Unis d'Amérique |
| 1 | 0 | 1 | 2 | 0 | 0 | 0 | 0 | 0 | 0 | 0 | 0 | 0 | Pérou |
| 17 | 4 | 2 | 1 | 0 | 1 | 0 | 1 | 0 | 0 | 0 | 0 | 0 | Autres pays d'Amérique |
| | | | | | | | | | | | | | Océanie |
| 1 | 3 | 3 | 0 | 2 | 1 | 0 | 0 | 0 | 0 | 0 | 0 | 0 | Australie |
| 1 | 3 | 0 | 0 | 2 | 0 | 0 | 0 | 0 | 0 | 0 | 0 | 0 | Autres pays d'Océanie |
| | | | | | | | | | | | | | Réfugiés |
| 0 | 2 | 0 | 0 | 0 | 0 | 0 | 0 | 0 | 0 | 0 | 0 | 0 | D'origine indéterminée |
| 31 | 39 | 18 | 11 | 7 | 7 | 8 | 4 | 6 | 0 | 0 | 0 | 0 | D'origine déterminée |
| | | | | | | | | | | | | | Apatrides ou inconnus |
| 2 | 3 | 3 | 1 | 1 | 0 | 1 | 2 | 0 | 0 | 0 | 0 | 0 | Apatride |
| 1 | 1 | 0 | 0 | 0 | 0 | 0 | 0 | 0 | 0 | 0 | 0 | 0 | Inconnu |

Population au 1.1.2004

Population par pays de nationalité, groupe d'âges et province - Région wallonne

| | Total | Moins de 18 ans | De 18 à 64 ans | 65 ans et plus | Moins de 5 ans | De 5 à 9 ans | De 10 à 14 ans | De 15 à 19 ans | De 20 à 24 ans | De 25 à 29 ans | De 30 à 34 ans |
|--------------------------|-----------|-----------------|----------------|----------------|----------------|--------------|----------------|----------------|----------------|----------------|----------------|
| Total | 3.380.498 | 746.784 | 2.066.983 | 566.731 | 195.909 | 200.532 | 220.191 | 212.767 | 207.132 | 203.911 | 233.579 |
| Étrangers | 308.461 | 34.357 | 223.702 | 50.402 | 7.554 | 8.863 | 10.682 | 12.360 | 17.576 | 21.781 | 27.832 |
| Union européenne | | | | | | | | | | | |
| Belgique | 3.072.037 | 712.427 | 1.843.281 | 516.329 | 188.355 | 191.669 | 209.509 | 200.407 | 189.556 | 182.130 | 205.747 |
| Allemagne | 16.331 | 3.189 | 11.232 | 1.910 | 671 | 920 | 1.045 | 838 | 628 | 507 | 1.015 |
| Autriche | 267 | 44 | 188 | 35 | 12 | 10 | 15 | 13 | 8 | 9 | 21 |
| Danemark | 588 | 191 | 378 | 19 | 45 | 60 | 50 | 50 | 33 | 26 | 38 |
| Espagne | 13.310 | 830 | 9.708 | 2.772 | 97 | 178 | 315 | 442 | 582 | 606 | 978 |
| Finlande | 259 | 72 | 182 | 5 | 16 | 18 | 26 | 18 | 21 | 18 | 19 |
| France | 58.206 | 6.760 | 43.104 | 8.342 | 1.508 | 1.751 | 2.110 | 2.385 | 3.889 | 4.534 | 5.772 |
| Grèce | 4.494 | 303 | 3.096 | 1.095 | 38 | 74 | 96 | 145 | 196 | 205 | 290 |
| Luxembourg | 2.494 | 291 | 1.756 | 447 | 69 | 89 | 86 | 72 | 94 | 114 | 197 |
| Irlande | 340 | 63 | 252 | 25 | 16 | 18 | 19 | 16 | 23 | 20 | 35 |
| Italie | 131.909 | 7.001 | 96.241 | 28.667 | 938 | 1.489 | 2.549 | 3.434 | 4.699 | 6.735 | 10.465 |
| Pays-Bas | 7.078 | 848 | 4.952 | 1.278 | 241 | 248 | 243 | 181 | 211 | 237 | 464 |
| Portugal | 4.989 | 974 | 3.619 | 396 | 225 | 274 | 300 | 283 | 313 | 384 | 515 |
| Grande-Bretagne | 4.755 | 1.028 | 3.357 | 370 | 251 | 343 | 285 | 230 | 243 | 185 | 302 |
| Suède | 856 | 295 | 524 | 37 | 54 | 92 | 89 | 90 | 48 | 26 | 31 |
| Reste de l'Europe | | | | | | | | | | | |
| Bulgarie | 312 | 51 | 246 | 15 | 8 | 11 | 22 | 26 | 32 | 55 | 39 |
| Bosnie-Herzégovine | 314 | 83 | 221 | 10 | 23 | 30 | 17 | 20 | 28 | 37 | 32 |
| Chypre | 21 | 1 | 20 | 0 | 0 | 0 | 1 | 1 | 6 | 5 | 2 |
| Croatie | 250 | 26 | 153 | 71 | 5 | 9 | 7 | 5 | 8 | 25 | 26 |
| Estonie | 15 | 4 | 11 | 0 | 1 | 1 | 2 | 0 | 3 | 1 | 4 |
| Hongrie | 298 | 55 | 213 | 30 | 14 | 15 | 13 | 19 | 25 | 46 | 39 |
| Lettonie | 30 | 8 | 22 | 0 | 3 | 4 | 1 | 2 | 8 | 4 | 5 |
| Lituanie | 41 | 7 | 34 | 0 | 5 | 0 | 1 | 2 | 8 | 9 | 10 |
| Macedoine (A.R.Y.) | 359 | 72 | 258 | 29 | 16 | 20 | 23 | 24 | 45 | 62 | 48 |
| Norvège | 391 | 166 | 220 | 5 | 46 | 51 | 43 | 34 | 14 | 15 | 26 |
| Pologne | 2.217 | 259 | 1.424 | 534 | 58 | 81 | 72 | 81 | 183 | 229 | 243 |
| Roumanie | 1.356 | 299 | 1.009 | 48 | 78 | 84 | 87 | 81 | 156 | 256 | 210 |
| Russie | 722 | 198 | 494 | 30 | 80 | 39 | 48 | 59 | 44 | 94 | 84 |
| Slovaquie | 114 | 30 | 76 | 8 | 6 | 6 | 10 | 15 | 15 | 21 | 13 |
| Slovénie | 48 | 2 | 19 | 27 | 2 | 0 | 0 | 0 | 2 | 2 | 3 |
| Suisse | 548 | 42 | 359 | 147 | 5 | 11 | 16 | 12 | 26 | 23 | 30 |
| Tchécoslovaquie | 43 | 2 | 37 | 4 | 0 | 0 | 1 | 1 | 4 | 9 | 6 |
| Tchéquie | 247 | 53 | 186 | 8 | 10 | 9 | 22 | 18 | 45 | 46 | 35 |
| Turquie | 10.030 | 1.741 | 7.379 | 910 | 418 | 493 | 490 | 639 | 1.122 | 1.341 | 1.099 |
| Yougoslavie (ex) | 1.503 | 501 | 917 | 85 | 173 | 138 | 137 | 86 | 143 | 182 | 178 |
| Autres pays d'Europe | 967 | 197 | 748 | 22 | 47 | 53 | 57 | 71 | 120 | 178 | 142 |
| Asie | | | | | | | | | | | |
| Bangladesh | 163 | 66 | 97 | 0 | 18 | 9 | 24 | 19 | 12 | 14 | 27 |
| Chine (Rép. populaire) | 1.632 | 223 | 1.325 | 84 | 85 | 52 | 42 | 109 | 401 | 254 | 184 |
| Inde | 393 | 64 | 317 | 12 | 26 | 10 | 13 | 25 | 28 | 52 | 54 |
| Indonésie | 74 | 5 | 69 | 0 | 1 | 2 | 0 | 4 | 9 | 15 | 18 |
| Iran | 123 | 12 | 82 | 29 | 6 | 2 | 2 | 4 | 11 | 16 | 10 |
| Israël | 116 | 30 | 81 | 5 | 6 | 11 | 9 | 4 | 10 | 13 | 12 |
| Japon | 248 | 39 | 205 | 4 | 4 | 11 | 8 | 24 | 25 | 37 | 24 |
| Liban | 213 | 29 | 166 | 18 | 8 | 8 | 9 | 8 | 31 | 42 | 37 |
| Pakistan | 384 | 63 | 315 | 6 | 24 | 22 | 11 | 9 | 28 | 56 | 73 |
| Philippines | 139 | 11 | 125 | 3 | 1 | 2 | 5 | 4 | 14 | 18 | 28 |
| Syrie | 111 | 25 | 81 | 5 | 12 | 8 | 3 | 5 | 8 | 22 | 19 |
| Thaïlande | 337 | 95 | 236 | 6 | 32 | 26 | 20 | 24 | 34 | 50 | 49 |
| Vietnam | 238 | 13 | 212 | 13 | 6 | 4 | 2 | 9 | 24 | 81 | 41 |
| Autres pays d'Asie | 1.026 | 317 | 685 | 24 | 98 | 77 | 81 | 85 | 98 | 111 | 154 |

Population au 1.1.2004

| De 35 à 39 ans | De 40 à 44 ans | De 45 à 49 ans | De 50 à 54 ans | De 55 à 59 ans | De 60 à 64 ans | De 65 à 69 ans | De 70 à 74 ans | De 75 à 79 ans | De 80 à 84 ans | De 85 à 89 ans | De 90 à 94 ans | 95 ans et plus | |
|----------------------|----------------------|----------------------|----------------------|----------------------|----------------------|----------------------|----------------------|----------------------|----------------------|----------------------|----------------------|-------------------|--------------------------|
| 246.693 | 256.625 | 247.167 | 232.833 | 208.850 | 147.578 | 149.666 | 150.396 | 127.550 | 88.787 | 31.220 | 15.508 | 3.604 | Total |
| 30.977 | 30.032 | 28.198 | 24.879 | 21.190 | 16.135 | 15.274 | 13.931 | 11.441 | 6.694 | 1.935 | 915 | 212 | Étrangers |
| | | | | | | | | | | | | | Union européenne |
| 215.716 | 226.593 | 218.969 | 207.954 | 187.660 | 131.443 | 134.392 | 136.465 | 116.109 | 82.093 | 29.285 | 14.593 | 3.392 | Belgique |
| 1.873 | 1.882 | 1.604 | 1.393 | 1.041 | 1.004 | 735 | 416 | 435 | 219 | 68 | 33 | 4 | Allemagne |
| 28 | 36 | 22 | 19 | 22 | 17 | 14 | 11 | 2 | 4 | 2 | 2 | 0 | Autriche |
| 64 | 62 | 46 | 39 | 38 | 18 | 8 | 7 | 0 | 4 | 0 | 0 | 0 | Danemark |
| 1.624 | 1.874 | 1.484 | 933 | 799 | 626 | 896 | 1.009 | 602 | 203 | 43 | 15 | 4 | Espagne |
| 36 | 23 | 25 | 20 | 11 | 3 | 1 | 1 | 1 | 1 | 0 | 1 | 0 | Finlande |
| 5.891 | 4.934 | 4.669 | 5.155 | 4.593 | 2.673 | 2.314 | 2.010 | 1.863 | 1.357 | 430 | 281 | 87 | France |
| 510 | 547 | 479 | 347 | 230 | 242 | 377 | 428 | 213 | 61 | 12 | 2 | 2 | Grèce |
| 309 | 296 | 245 | 181 | 163 | 132 | 126 | 147 | 65 | 59 | 34 | 12 | 4 | Luxembourg |
| 37 | 41 | 39 | 24 | 16 | 11 | 7 | 4 | 5 | 3 | 3 | 2 | 1 | Irlande |
| 12.435 | 13.502 | 14.485 | 12.893 | 11.057 | 8.561 | 8.282 | 7.953 | 6.913 | 3.935 | 1.059 | 450 | 75 | Italie |
| 740 | 809 | 678 | 611 | 632 | 505 | 392 | 339 | 252 | 187 | 80 | 21 | 7 | Pays-Bas |
| 597 | 581 | 426 | 319 | 197 | 179 | 170 | 119 | 69 | 27 | 7 | 2 | 2 | Portugal |
| 454 | 513 | 438 | 483 | 462 | 196 | 115 | 77 | 73 | 76 | 18 | 7 | 4 | Grande-Bretagne |
| 91 | 82 | 83 | 41 | 65 | 27 | 14 | 14 | 5 | 3 | 0 | 1 | 0 | Suède |
| | | | | | | | | | | | | | Reste de l'Europe |
| 38 | 31 | 13 | 15 | 7 | 0 | 1 | 7 | 4 | 3 | 0 | 0 | 0 | Bulgarie |
| 33 | 29 | 20 | 18 | 10 | 7 | 5 | 4 | 1 | 0 | 0 | 0 | 0 | Bosnie-Herzégovine |
| 2 | 1 | 0 | 1 | 2 | 0 | 0 | 0 | 0 | 0 | 0 | 0 | 0 | Chypre |
| 23 | 16 | 17 | 11 | 10 | 17 | 20 | 11 | 14 | 16 | 6 | 4 | 0 | Croatie |
| 1 | 2 | 0 | 0 | 0 | 0 | 0 | 0 | 0 | 0 | 0 | 0 | 0 | Estonie |
| 31 | 20 | 24 | 9 | 2 | 11 | 13 | 5 | 6 | 3 | 1 | 1 | 1 | Hongrie |
| 1 | 2 | 0 | 0 | 0 | 0 | 0 | 0 | 0 | 0 | 0 | 0 | 0 | Lettonie |
| 2 | 0 | 3 | 0 | 0 | 1 | 0 | 0 | 0 | 0 | 0 | 0 | 0 | Lituanie |
| 33 | 17 | 9 | 6 | 15 | 12 | 15 | 5 | 7 | 2 | 0 | 0 | 0 | Macedoine (A.R.Y.) |
| 54 | 32 | 33 | 15 | 16 | 7 | 1 | 3 | 0 | 1 | 0 | 0 | 0 | Norvège |
| 190 | 156 | 154 | 97 | 75 | 64 | 90 | 98 | 143 | 110 | 46 | 34 | 13 | Pologne |
| 141 | 87 | 73 | 26 | 17 | 12 | 15 | 17 | 7 | 6 | 3 | 0 | 0 | Roumanie |
| 81 | 75 | 34 | 22 | 20 | 12 | 6 | 4 | 12 | 6 | 2 | 0 | 0 | Russie |
| 10 | 5 | 0 | 3 | 2 | 0 | 0 | 2 | 1 | 3 | 1 | 1 | 0 | Slovaquie |
| 0 | 3 | 0 | 3 | 1 | 5 | 5 | 8 | 5 | 4 | 4 | 0 | 1 | Slovénie |
| 49 | 52 | 49 | 47 | 43 | 38 | 28 | 33 | 37 | 31 | 14 | 4 | 0 | Suisse |
| 4 | 3 | 2 | 4 | 3 | 2 | 0 | 0 | 2 | 1 | 1 | 0 | 0 | Tchécoslovaquie |
| 19 | 8 | 10 | 8 | 6 | 3 | 0 | 3 | 3 | 1 | 1 | 0 | 0 | Tchéquie |
| 859 | 835 | 624 | 459 | 317 | 424 | 437 | 348 | 96 | 20 | 5 | 4 | 0 | Turquie |
| 124 | 91 | 59 | 43 | 36 | 28 | 30 | 21 | 18 | 9 | 2 | 5 | 0 | Yougoslavie (ex) |
| 87 | 74 | 54 | 29 | 19 | 14 | 4 | 10 | 5 | 2 | 0 | 1 | 0 | Autres pays d'Europe |
| | | | | | | | | | | | | | Asie |
| 17 | 11 | 7 | 2 | 3 | 0 | 0 | 0 | 0 | 0 | 0 | 0 | 0 | Bangladesh |
| 120 | 126 | 57 | 35 | 42 | 41 | 39 | 31 | 6 | 6 | 2 | 0 | 0 | Chine (Rép. populaire) |
| 59 | 42 | 37 | 16 | 14 | 5 | 8 | 1 | 2 | 0 | 1 | 0 | 0 | Inde |
| 9 | 10 | 3 | 3 | 0 | 0 | 0 | 0 | 0 | 0 | 0 | 0 | 0 | Indonésie |
| 11 | 6 | 8 | 5 | 8 | 5 | 7 | 10 | 6 | 6 | 0 | 0 | 0 | Iran |
| 5 | 13 | 16 | 2 | 8 | 2 | 0 | 3 | 0 | 1 | 0 | 1 | 0 | Israël |
| 31 | 24 | 28 | 12 | 11 | 5 | 1 | 0 | 2 | 1 | 0 | 0 | 0 | Japon |
| 17 | 13 | 6 | 5 | 7 | 4 | 6 | 6 | 2 | 3 | 0 | 1 | 0 | Liban |
| 62 | 34 | 28 | 17 | 10 | 4 | 3 | 2 | 0 | 1 | 0 | 0 | 0 | Pakistan |
| 21 | 23 | 7 | 7 | 5 | 1 | 2 | 0 | 1 | 0 | 0 | 0 | 0 | Philippines |
| 10 | 8 | 6 | 1 | 1 | 3 | 1 | 2 | 2 | 0 | 0 | 0 | 0 | Syrie |
| 45 | 24 | 24 | 3 | 0 | 0 | 2 | 2 | 2 | 0 | 0 | 0 | 0 | Thaïlande |
| 25 | 12 | 14 | 4 | 1 | 2 | 4 | 5 | 1 | 0 | 3 | 0 | 0 | Vietnam |
| 111 | 91 | 48 | 28 | 10 | 10 | 9 | 6 | 4 | 3 | 2 | 0 | 0 | Autres pays d'Asie |

Population au 1.1.2004

Population par pays de nationalité, groupe d'âges et province - Région wallonne (suite)

| Total | Moins de 18 ans | De 18 à 64 ans | 65 ans et plus | Moins de 5 ans | De 5 à 9 ans | De 10 à 14 ans | De 15 à 19 ans | De 20 à 24 ans | De 25 à 29 ans | De 30 à 34 ans | |
|------------------------------|-----------------|----------------|----------------|----------------|--------------|----------------|----------------|----------------|----------------|----------------|-------|
| Afrique | | | | | | | | | | | |
| Afrique du Sud (Rép.) | 62 | 14 | 48 | 0 | 2 | 6 | 5 | 5 | 9 | 3 | 10 |
| Algérie | 4.139 | 623 | 2.892 | 624 | 139 | 157 | 196 | 206 | 230 | 422 | 541 |
| Angola | 438 | 186 | 248 | 4 | 68 | 44 | 51 | 40 | 32 | 25 | 51 |
| Burundi | 358 | 116 | 240 | 2 | 56 | 30 | 18 | 22 | 29 | 27 | 68 |
| Cameroun | 838 | 118 | 716 | 4 | 33 | 46 | 23 | 32 | 209 | 219 | 139 |
| Congo (Rép. dém.) | 4.088 | 987 | 2.964 | 137 | 320 | 228 | 248 | 317 | 414 | 461 | 471 |
| Côte-d'Ivoire | 333 | 58 | 272 | 3 | 7 | 13 | 20 | 30 | 35 | 72 | 84 |
| Egypte | 79 | 18 | 59 | 2 | 8 | 6 | 2 | 3 | 5 | 12 | 19 |
| Ghana | 246 | 77 | 168 | 1 | 21 | 11 | 28 | 31 | 14 | 8 | 13 |
| Maroc | 12.977 | 1.864 | 10.002 | 1.111 | 515 | 438 | 516 | 741 | 1.648 | 2.073 | 1.777 |
| Maurice | 450 | 38 | 393 | 19 | 4 | 8 | 21 | 13 | 59 | 63 | 65 |
| Nigeria | 97 | 9 | 88 | 0 | 3 | 4 | 1 | 1 | 16 | 14 | 19 |
| Rwanda | 456 | 142 | 309 | 5 | 47 | 37 | 34 | 36 | 41 | 55 | 66 |
| Sénégal | 234 | 24 | 209 | 1 | 11 | 6 | 3 | 9 | 26 | 49 | 59 |
| Tunisie | 909 | 52 | 829 | 28 | 21 | 18 | 8 | 13 | 135 | 228 | 165 |
| Autres pays d'Afrique | 1.584 | 297 | 1.266 | 21 | 89 | 90 | 76 | 77 | 179 | 284 | 283 |
| Amérique | | | | | | | | | | | |
| Bésil | 510 | 108 | 390 | 12 | 23 | 33 | 26 | 46 | 48 | 90 | 84 |
| Canada | 926 | 231 | 658 | 37 | 33 | 59 | 86 | 99 | 115 | 78 | 59 |
| Chili | 232 | 39 | 182 | 11 | 5 | 17 | 10 | 15 | 9 | 23 | 42 |
| Colombie | 141 | 24 | 113 | 4 | 6 | 7 | 10 | 7 | 21 | 19 | 17 |
| Dominicaine (Rép.) | 83 | 18 | 65 | 0 | 3 | 7 | 6 | 10 | 7 | 17 | 13 |
| Etats-Unis d'Amérique | 4.311 | 1.815 | 2.328 | 168 | 463 | 510 | 544 | 442 | 192 | 175 | 265 |
| Pérou | 161 | 16 | 140 | 5 | 2 | 6 | 5 | 6 | 18 | 23 | 35 |
| Autres pays d'Amérique | 844 | 154 | 674 | 16 | 25 | 32 | 35 | 157 | 96 | 129 | 123 |
| Océanie | | | | | | | | | | | |
| Australie | 153 | 32 | 116 | 5 | 7 | 13 | 3 | 49 | 19 | 6 | 10 |
| Autres pays d'Océanie | 25 | 12 | 13 | 0 | 3 | 4 | 1 | 7 | 2 | 0 | 0 |
| Réfugiés | | | | | | | | | | | |
| D'origine indéterminée | 262 | 65 | 180 | 17 | 23 | 19 | 16 | 9 | 10 | 19 | 12 |
| D'origine déterminée | 2.460 | 515 | 1.388 | 557 | 98 | 142 | 158 | 208 | 194 | 147 | 185 |
| Apatrides ou inconnus | | | | | | | | | | | |
| Apatride | 100 | 5 | 83 | 12 | 1 | 2 | 2 | 0 | 3 | 6 | 7 |
| Inconnu | 66 | 22 | 38 | 6 | 12 | 7 | 3 | 3 | 3 | 7 | 4 |

| De 35 à 39 ans | De 40 à 44 ans | De 45 à 49 ans | De 50 à 54 ans | De 55 à 59 ans | De 60 à 64 ans | De 65 à 69 ans | De 70 à 74 ans | De 75 à 79 ans | De 80 à 84 ans | De 85 à 89 ans | De 90 à 94 ans | 95 ans et plus | |
|----------------------|----------------------|----------------------|----------------------|----------------------|----------------------|----------------------|----------------------|----------------------|----------------------|----------------------|----------------------|----------------------|------------------------------|
| | | | | | | | | | | | | | Afrique |
| 8 | 7 | 1 | 6 | 0 | 0 | 0 | 0 | 0 | 0 | 0 | 0 | 0 | Afrique du Sud (Rép.) |
| 460 | 289 | 223 | 199 | 189 | 264 | 234 | 222 | 108 | 43 | 14 | 3 | 0 | Algérie |
| 58 | 40 | 18 | 5 | 2 | 0 | 2 | 0 | 1 | 0 | 1 | 0 | 0 | Angola |
| 65 | 27 | 12 | 1 | 0 | 1 | 1 | 1 | 0 | 0 | 0 | 0 | 0 | Burundi |
| 90 | 26 | 8 | 1 | 3 | 5 | 2 | 1 | 0 | 0 | 1 | 0 | 0 | Cameroun |
| 527 | 409 | 232 | 131 | 98 | 95 | 53 | 53 | 22 | 9 | 0 | 0 | 0 | Congo (Rép. dém.) |
| 45 | 14 | 3 | 3 | 3 | 1 | 1 | 1 | 1 | 0 | 0 | 0 | 0 | Côte-d'Ivoire |
| 9 | 8 | 1 | 3 | 0 | 1 | 1 | 0 | 0 | 0 | 0 | 1 | 0 | Egypte |
| 31 | 42 | 34 | 10 | 2 | 0 | 1 | 0 | 0 | 0 | 0 | 0 | 0 | Ghana |
| 1.226 | 863 | 627 | 507 | 357 | 578 | 592 | 318 | 142 | 45 | 10 | 2 | 2 | Maroc |
| 76 | 49 | 37 | 19 | 10 | 7 | 7 | 8 | 2 | 2 | 0 | 0 | 0 | Maurice |
| 16 | 14 | 3 | 5 | 1 | 0 | 0 | 0 | 0 | 0 | 0 | 0 | 0 | Nigeria |
| 59 | 34 | 16 | 11 | 8 | 7 | 4 | 0 | 1 | 0 | 0 | 0 | 0 | Rwanda |
| 33 | 24 | 5 | 4 | 3 | 1 | 1 | 0 | 0 | 0 | 0 | 0 | 0 | Sénégal |
| 108 | 56 | 41 | 41 | 33 | 14 | 11 | 10 | 5 | 1 | 1 | 0 | 0 | Tunisie |
| 229 | 137 | 60 | 25 | 17 | 17 | 13 | 4 | 4 | 0 | 0 | 0 | 0 | Autres pays d'Afrique |
| | | | | | | | | | | | | | Amérique |
| 56 | 35 | 28 | 14 | 9 | 6 | 2 | 3 | 4 | 2 | 0 | 1 | 0 | Brésil |
| 81 | 105 | 68 | 51 | 38 | 17 | 7 | 11 | 8 | 8 | 2 | 0 | 1 | Canada |
| 27 | 20 | 23 | 11 | 10 | 9 | 5 | 4 | 1 | 1 | 0 | 0 | 0 | Chili |
| 19 | 14 | 11 | 4 | 1 | 1 | 1 | 1 | 2 | 0 | 0 | 0 | 0 | Colombie |
| 9 | 8 | 2 | 1 | 0 | 0 | 0 | 0 | 0 | 0 | 0 | 0 | 0 | Dominicaine (Rép.) |
| 352 | 368 | 296 | 229 | 196 | 111 | 49 | 37 | 42 | 27 | 8 | 4 | 1 | Etats-Unis d'Amérique |
| 31 | 14 | 11 | 1 | 4 | 0 | 1 | 2 | 1 | 0 | 0 | 1 | 0 | Pérou |
| 108 | 52 | 39 | 11 | 15 | 6 | 8 | 7 | 1 | 0 | 0 | 0 | 0 | Autres pays d'Amérique |
| | | | | | | | | | | | | | Océanie |
| 12 | 6 | 9 | 5 | 6 | 3 | 3 | 0 | 1 | 1 | 0 | 0 | 0 | Australie |
| 1 | 1 | 5 | 0 | 1 | 0 | 0 | 0 | 0 | 0 | 0 | 0 | 0 | Autres pays d'Océanie |
| | | | | | | | | | | | | | Réfugiés |
| 26 | 32 | 30 | 30 | 14 | 5 | 2 | 3 | 4 | 4 | 2 | 2 | 0 | D'origine indéterminée |
| 183 | 163 | 144 | 126 | 108 | 47 | 66 | 60 | 197 | 170 | 45 | 16 | 3 | D'origine déterminée |
| | | | | | | | | | | | | | Apatrides ou inconnus |
| 14 | 15 | 16 | 10 | 9 | 3 | 3 | 2 | 4 | 2 | 1 | 0 | 0 | Apatride |
| 4 | 2 | 5 | 1 | 6 | 3 | 1 | 1 | 3 | 1 | 0 | 0 | 0 | Inconnu |

Population au 1.1.2004

Population par pays de nationalité, groupe d'âges et province - Province de Brabant wallon

| | Total | Moins de 18 ans | De 18 à 64 ans | 65 ans et plus | Moins de 5 ans | De 5 à 9 ans | De 10 à 14 ans | De 15 à 19 ans | De 20 à 24 ans | De 25 à 29 ans | De 30 à 34 ans |
|--------------------------|---------|-----------------|----------------|----------------|----------------|--------------|----------------|----------------|----------------|----------------|----------------|
| Total | 360.717 | 83.569 | 222.345 | 54.803 | 21.091 | 22.980 | 25.004 | 23.545 | 22.038 | 20.051 | 23.479 |
| Étrangers | 30.088 | 5.156 | 22.213 | 2.719 | 1.273 | 1.502 | 1.506 | 1.448 | 2.011 | 2.222 | 2.877 |
| Union européenne | | | | | | | | | | | |
| Belgique | 330.629 | 78.413 | 200.132 | 52.084 | 19.818 | 21.478 | 23.498 | 22.097 | 20.027 | 17.829 | 20.602 |
| Allemagne | 828 | 128 | 610 | 90 | 48 | 45 | 28 | 12 | 26 | 30 | 68 |
| Autriche | 89 | 24 | 56 | 9 | 9 | 4 | 10 | 3 | 3 | 1 | 6 |
| Danemark | 354 | 106 | 239 | 9 | 23 | 37 | 30 | 26 | 19 | 12 | 18 |
| Espagne | 1.752 | 174 | 1.395 | 183 | 28 | 43 | 61 | 71 | 102 | 103 | 158 |
| Finlande | 176 | 52 | 119 | 5 | 11 | 12 | 23 | 9 | 15 | 6 | 11 |
| France | 6.171 | 995 | 4.580 | 596 | 287 | 283 | 277 | 250 | 395 | 470 | 678 |
| Grèce | 370 | 45 | 291 | 34 | 10 | 9 | 11 | 19 | 35 | 28 | 25 |
| Luxembourg | 300 | 20 | 233 | 47 | 4 | 7 | 5 | 5 | 16 | 18 | 20 |
| Irlande | 220 | 55 | 158 | 7 | 11 | 17 | 17 | 16 | 16 | 6 | 15 |
| Italie | 6.069 | 458 | 4.680 | 931 | 77 | 106 | 169 | 188 | 306 | 344 | 501 |
| Pays-Bas | 1.059 | 161 | 751 | 147 | 52 | 46 | 45 | 24 | 35 | 29 | 68 |
| Portugal | 1.101 | 253 | 801 | 47 | 54 | 76 | 80 | 64 | 61 | 95 | 113 |
| Grande-Bretagne | 2.595 | 601 | 1.826 | 168 | 135 | 183 | 181 | 160 | 145 | 77 | 131 |
| Suède | 721 | 271 | 426 | 24 | 46 | 86 | 83 | 83 | 40 | 9 | 20 |
| Reste de l'Europe | | | | | | | | | | | |
| Bulgarie | 46 | 9 | 35 | 2 | 2 | 3 | 3 | 3 | 3 | 7 | 6 |
| Bosnie-Herzégovine | 24 | 8 | 15 | 1 | 1 | 2 | 5 | 2 | 0 | 1 | 1 |
| Chypre | 13 | 1 | 12 | 0 | 0 | 0 | 1 | 1 | 6 | 1 | 1 |
| Croatie | 9 | 1 | 5 | 3 | 0 | 1 | 0 | 0 | 0 | 2 | 1 |
| Estonie | 1 | 0 | 1 | 0 | 0 | 0 | 0 | 0 | 0 | 0 | 1 |
| Hongrie | 37 | 5 | 32 | 0 | 2 | 1 | 1 | 1 | 9 | 9 | 7 |
| Lettonie | 7 | 0 | 7 | 0 | 0 | 0 | 0 | 0 | 5 | 0 | 2 |
| Lituanie | 2 | 0 | 2 | 0 | 0 | 0 | 0 | 0 | 2 | 0 | 0 |
| Macedoine (A.R.Y.) | 35 | 2 | 22 | 11 | 0 | 1 | 1 | 2 | 2 | 6 | 6 |
| Norvège | 242 | 104 | 136 | 2 | 29 | 35 | 29 | 15 | 8 | 10 | 17 |
| Pologne | 282 | 50 | 213 | 19 | 11 | 21 | 13 | 7 | 21 | 34 | 61 |
| Roumanie | 201 | 41 | 149 | 11 | 11 | 10 | 13 | 11 | 20 | 41 | 39 |
| Russie | 148 | 36 | 106 | 6 | 10 | 9 | 12 | 11 | 10 | 19 | 17 |
| Slovaquie | 20 | 6 | 14 | 0 | 3 | 2 | 1 | 1 | 2 | 4 | 5 |
| Slovénie | 2 | 0 | 1 | 1 | 0 | 0 | 0 | 0 | 1 | 0 | 0 |
| Suisse | 178 | 22 | 126 | 30 | 5 | 5 | 7 | 7 | 6 | 6 | 10 |
| Tchécoslovaquie | 9 | 1 | 8 | 0 | 0 | 0 | 1 | 0 | 0 | 3 | 1 |
| Tchéquie | 66 | 11 | 53 | 2 | 3 | 4 | 2 | 3 | 13 | 12 | 16 |
| Turquie | 89 | 14 | 72 | 3 | 5 | 6 | 3 | 3 | 7 | 19 | 16 |
| Yougoslavie (ex) | 83 | 25 | 55 | 3 | 2 | 9 | 11 | 5 | 10 | 8 | 11 |
| Autres pays d'Europe | 101 | 27 | 73 | 1 | 7 | 8 | 9 | 5 | 5 | 26 | 11 |
| Asie | | | | | | | | | | | |
| Bangladesh | 2 | 0 | 2 | 0 | 0 | 0 | 0 | 0 | 1 | 0 | 1 |
| Chine (Rép. populaire) | 315 | 43 | 255 | 17 | 19 | 11 | 6 | 13 | 88 | 49 | 36 |
| Inde | 62 | 13 | 49 | 0 | 5 | 5 | 1 | 3 | 2 | 17 | 9 |
| Indonésie | 17 | 1 | 16 | 0 | 1 | 0 | 0 | 1 | 3 | 3 | 6 |
| Iran | 30 | 1 | 19 | 10 | 1 | 0 | 0 | 0 | 3 | 2 | 2 |
| Israël | 75 | 27 | 44 | 4 | 6 | 10 | 7 | 4 | 1 | 2 | 8 |
| Japon | 119 | 21 | 95 | 3 | 3 | 6 | 6 | 9 | 11 | 17 | 4 |
| Liban | 50 | 8 | 38 | 4 | 1 | 3 | 3 | 1 | 11 | 10 | 3 |
| Pakistan | 20 | 3 | 15 | 2 | 1 | 0 | 2 | 1 | 4 | 3 | 2 |
| Philippines | 30 | 6 | 24 | 0 | 0 | 0 | 4 | 3 | 4 | 2 | 3 |
| Syrie | 24 | 10 | 11 | 3 | 2 | 5 | 2 | 1 | 0 | 1 | 3 |
| Thaïlande | 56 | 14 | 40 | 2 | 6 | 6 | 0 | 3 | 5 | 13 | 9 |
| Vietnam | 32 | 1 | 29 | 2 | 1 | 0 | 0 | 1 | 6 | 15 | 1 |
| Autres pays d'Asie | 214 | 59 | 151 | 4 | 9 | 11 | 20 | 23 | 27 | 26 | 25 |

Population au 1.1.2004

| De 35 à 39 ans | De 40 à 44 ans | De 45 à 49 ans | De 50 à 54 ans | De 55 à 59 ans | De 60 à 64 ans | De 65 à 69 ans | De 70 à 74 ans | De 75 à 79 ans | De 80 à 84 ans | De 85 à 89 ans | De 90 à 94 ans | 95 ans et plus | |
|----------------------|----------------------|----------------------|----------------------|----------------------|----------------------|----------------------|----------------------|----------------------|----------------------|----------------------|----------------------|-------------------|--------------------------|
| 26.489 | 28.767 | 27.041 | 25.180 | 23.834 | 16.415 | 15.178 | 14.517 | 11.591 | 8.337 | 3.165 | 1.611 | 404 | Total |
| 3.417 | 3.261 | 2.491 | 2.152 | 1.920 | 1.289 | 934 | 718 | 520 | 357 | 125 | 54 | 11 | Étrangers |
| | | | | | | | | | | | | | Union européenne |
| 23.072 | 25.506 | 24.550 | 23.028 | 21.914 | 15.126 | 14.244 | 13.799 | 11.071 | 7.980 | 3.040 | 1.557 | 393 | Belgique |
| 142 | 111 | 56 | 55 | 47 | 70 | 50 | 13 | 14 | 8 | 3 | 2 | 0 | Allemagne |
| 12 | 13 | 6 | 7 | 5 | 1 | 3 | 4 | 1 | 1 | 0 | 0 | 0 | Autriche |
| 39 | 42 | 36 | 22 | 28 | 13 | 4 | 5 | 0 | 0 | 0 | 0 | 0 | Danemark |
| 234 | 280 | 206 | 116 | 98 | 69 | 61 | 68 | 33 | 17 | 4 | 0 | 0 | Espagne |
| 25 | 16 | 18 | 17 | 8 | 0 | 1 | 1 | 1 | 1 | 0 | 1 | 0 | Finlande |
| 718 | 567 | 440 | 504 | 454 | 252 | 193 | 145 | 115 | 92 | 31 | 14 | 6 | France |
| 49 | 61 | 37 | 24 | 17 | 11 | 11 | 10 | 9 | 3 | 0 | 1 | 0 | Grèce |
| 32 | 41 | 37 | 24 | 23 | 21 | 12 | 12 | 8 | 7 | 6 | 2 | 0 | Luxembourg |
| 22 | 32 | 25 | 18 | 12 | 6 | 4 | 2 | 1 | 0 | 0 | 0 | 0 | Irlande |
| 632 | 644 | 649 | 588 | 524 | 410 | 323 | 229 | 196 | 123 | 40 | 18 | 2 | Italie |
| 114 | 142 | 96 | 91 | 88 | 82 | 38 | 46 | 21 | 21 | 17 | 3 | 1 | Pays-Bas |
| 147 | 143 | 87 | 59 | 32 | 43 | 18 | 16 | 9 | 3 | 1 | 0 | 0 | Portugal |
| 228 | 309 | 225 | 279 | 276 | 98 | 56 | 36 | 28 | 37 | 6 | 3 | 2 | Grande-Bretagne |
| 76 | 70 | 72 | 38 | 53 | 21 | 7 | 9 | 4 | 3 | 0 | 1 | 0 | Suède |
| | | | | | | | | | | | | | Reste de l'Europe |
| 9 | 6 | 1 | 1 | 0 | 0 | 1 | 0 | 0 | 1 | 0 | 0 | 0 | Bulgarie |
| 7 | 2 | 1 | 0 | 1 | 0 | 0 | 0 | 1 | 0 | 0 | 0 | 0 | Bosnie-Herzégovine |
| 0 | 1 | 0 | 0 | 2 | 0 | 0 | 0 | 0 | 0 | 0 | 0 | 0 | Chypre |
| 1 | 0 | 1 | 0 | 0 | 0 | 0 | 1 | 0 | 1 | 0 | 1 | 0 | Croatie |
| 0 | 0 | 0 | 0 | 0 | 0 | 0 | 0 | 0 | 0 | 0 | 0 | 0 | Estonie |
| 1 | 3 | 3 | 0 | 0 | 0 | 0 | 0 | 0 | 0 | 0 | 0 | 0 | Hongrie |
| 0 | 0 | 0 | 0 | 0 | 0 | 0 | 0 | 0 | 0 | 0 | 0 | 0 | Lettonie |
| 0 | 0 | 0 | 0 | 0 | 0 | 0 | 0 | 0 | 0 | 0 | 0 | 0 | Lituanie |
| 2 | 1 | 0 | 0 | 2 | 1 | 5 | 2 | 3 | 1 | 0 | 0 | 0 | Macedoine (A.R.Y.) |
| 41 | 24 | 17 | 8 | 5 | 2 | 0 | 2 | 0 | 0 | 0 | 0 | 0 | Norvège |
| 41 | 27 | 10 | 10 | 7 | 0 | 4 | 2 | 8 | 1 | 3 | 1 | 0 | Pologne |
| 21 | 11 | 7 | 2 | 2 | 2 | 4 | 4 | 0 | 2 | 1 | 0 | 0 | Roumanie |
| 25 | 12 | 4 | 1 | 7 | 5 | 1 | 2 | 2 | 1 | 0 | 0 | 0 | Russie |
| 2 | 0 | 0 | 0 | 0 | 0 | 0 | 0 | 0 | 0 | 0 | 0 | 0 | Slovaquie |
| 0 | 0 | 0 | 0 | 0 | 0 | 0 | 0 | 0 | 0 | 1 | 0 | 0 | Slovénie |
| 24 | 19 | 16 | 10 | 18 | 15 | 6 | 9 | 5 | 7 | 1 | 2 | 0 | Suisse |
| 0 | 2 | 0 | 2 | 0 | 0 | 0 | 0 | 0 | 0 | 0 | 0 | 0 | Tchécoslovaquie |
| 2 | 0 | 3 | 4 | 0 | 2 | 0 | 1 | 0 | 1 | 0 | 0 | 0 | Tchéquie |
| 6 | 8 | 4 | 6 | 1 | 2 | 1 | 1 | 0 | 1 | 0 | 0 | 0 | Turquie |
| 7 | 6 | 2 | 7 | 1 | 1 | 1 | 1 | 1 | 0 | 0 | 0 | 0 | Yougoslavie (ex) |
| 10 | 7 | 6 | 2 | 1 | 3 | 0 | 0 | 0 | 0 | 0 | 1 | 0 | Autres pays d'Europe |
| | | | | | | | | | | | | | Asie |
| 0 | 0 | 0 | 0 | 0 | 0 | 0 | 0 | 0 | 0 | 0 | 0 | 0 | Bangladesh |
| 22 | 31 | 9 | 1 | 3 | 10 | 7 | 6 | 1 | 2 | 1 | 0 | 0 | Chine (Rép. populaire) |
| 11 | 5 | 2 | 2 | 0 | 0 | 0 | 0 | 0 | 0 | 0 | 0 | 0 | Inde |
| 1 | 2 | 0 | 0 | 0 | 0 | 0 | 0 | 0 | 0 | 0 | 0 | 0 | Indonésie |
| 1 | 3 | 2 | 1 | 3 | 2 | 1 | 3 | 4 | 2 | 0 | 0 | 0 | Iran |
| 4 | 11 | 13 | 0 | 4 | 1 | 0 | 2 | 0 | 1 | 0 | 1 | 0 | Israël |
| 15 | 16 | 15 | 4 | 7 | 3 | 1 | 0 | 2 | 0 | 0 | 0 | 0 | Japon |
| 5 | 6 | 1 | 1 | 0 | 1 | 1 | 2 | 0 | 1 | 0 | 0 | 0 | Liban |
| 2 | 1 | 0 | 1 | 0 | 1 | 1 | 1 | 0 | 0 | 0 | 0 | 0 | Pakistan |
| 4 | 5 | 2 | 2 | 1 | 0 | 0 | 0 | 0 | 0 | 0 | 0 | 0 | Philippines |
| 2 | 2 | 2 | 0 | 0 | 1 | 1 | 1 | 1 | 0 | 0 | 0 | 0 | Syrie |
| 7 | 2 | 2 | 1 | 0 | 0 | 0 | 2 | 0 | 0 | 0 | 0 | 0 | Thaïlande |
| 1 | 3 | 1 | 1 | 0 | 0 | 0 | 0 | 0 | 0 | 2 | 0 | 0 | Vietnam |
| 19 | 24 | 19 | 5 | 2 | 0 | 2 | 1 | 0 | 0 | 1 | 0 | 0 | Autres pays d'Asie |

Population au 1.1.2004

Population par pays de nationalité, groupe d'âges et province - Province de Brabant wallon (suite)

| Total | Moins de 18 ans | De 18 à 64 ans | 65 ans et plus | Moins de 5 ans | De 5 à 9 ans | De 10 à 14 ans | De 15 à 19 ans | De 20 à 24 ans | De 25 à 29 ans | De 30 à 34 ans | |
|------------------------------|-----------------|----------------|----------------|----------------|--------------|----------------|----------------|----------------|----------------|----------------|-----|
| Afrique | | | | | | | | | | | |
| Afrique du Sud (Rép.) | 31 | 8 | 23 | 0 | 1 | 3 | 3 | 3 | 5 | 1 | 4 |
| Algérie | 133 | 25 | 90 | 18 | 17 | 3 | 3 | 3 | 5 | 14 | 26 |
| Angola | 16 | 9 | 7 | 0 | 2 | 3 | 3 | 1 | 1 | 1 | 1 |
| Burundi | 104 | 35 | 69 | 0 | 19 | 10 | 4 | 3 | 3 | 6 | 21 |
| Cameroun | 110 | 26 | 83 | 1 | 5 | 13 | 4 | 5 | 13 | 23 | 14 |
| Congo (Rép. dém.) | 844 | 155 | 641 | 48 | 63 | 35 | 32 | 45 | 65 | 103 | 103 |
| Côte-d'Ivoire | 51 | 5 | 45 | 1 | 2 | 1 | 0 | 3 | 4 | 13 | 14 |
| Egypte | 17 | 5 | 11 | 1 | 2 | 3 | 0 | 0 | 1 | 3 | 3 |
| Ghana | 15 | 2 | 13 | 0 | 1 | 0 | 1 | 1 | 0 | 1 | 3 |
| Maroc | 1.300 | 194 | 1.004 | 102 | 75 | 47 | 44 | 61 | 165 | 188 | 194 |
| Maurice | 54 | 6 | 44 | 4 | 1 | 0 | 3 | 3 | 8 | 10 | 7 |
| Nigeria | 25 | 2 | 23 | 0 | 0 | 2 | 0 | 0 | 2 | 3 | 4 |
| Rwanda | 117 | 29 | 85 | 3 | 6 | 10 | 7 | 8 | 8 | 11 | 24 |
| Sénégal | 46 | 7 | 38 | 1 | 4 | 3 | 0 | 0 | 6 | 4 | 12 |
| Tunisie | 95 | 7 | 84 | 4 | 3 | 3 | 0 | 1 | 11 | 35 | 22 |
| Autres pays d'Afrique | 270 | 40 | 226 | 4 | 9 | 13 | 12 | 14 | 21 | 38 | 46 |
| Amérique | | | | | | | | | | | |
| Bésil | 143 | 38 | 104 | 1 | 9 | 12 | 9 | 13 | 15 | 20 | 23 |
| Canada | 270 | 63 | 201 | 6 | 7 | 16 | 26 | 21 | 34 | 22 | 17 |
| Chili | 130 | 29 | 93 | 8 | 3 | 14 | 8 | 7 | 5 | 15 | 25 |
| Colombie | 56 | 8 | 47 | 1 | 3 | 2 | 3 | 1 | 8 | 7 | 9 |
| Dominicaine (Rép.) | 14 | 3 | 11 | 0 | 0 | 2 | 1 | 2 | 2 | 3 | 0 |
| Etats-Unis d'Amérique | 1.082 | 381 | 660 | 41 | 69 | 124 | 122 | 97 | 35 | 22 | 54 |
| Pérou | 67 | 5 | 58 | 4 | 0 | 1 | 2 | 4 | 10 | 10 | 10 |
| Autres pays d'Amérique | 314 | 61 | 247 | 6 | 9 | 18 | 16 | 37 | 34 | 51 | 46 |
| Océanie | | | | | | | | | | | |
| Australie | 65 | 19 | 44 | 2 | 6 | 10 | 0 | 12 | 4 | 2 | 5 |
| Autres pays d'Océanie | 12 | 9 | 3 | 0 | 3 | 3 | 1 | 2 | 0 | 0 | 0 |
| Réfugiés | | | | | | | | | | | |
| D'origine indéterminée | 11 | 4 | 6 | 1 | 0 | 1 | 1 | 2 | 1 | 1 | 0 |
| D'origine déterminée | 237 | 64 | 158 | 15 | 10 | 21 | 18 | 29 | 34 | 18 | 17 |
| Apatrides ou inconnus | | | | | | | | | | | |
| Apatride | 7 | 0 | 4 | 3 | 0 | 0 | 0 | 0 | 1 | 0 | 0 |
| Inconnu | 6 | 4 | 1 | 1 | 3 | 1 | 0 | 0 | 0 | 1 | 0 |

Population au 1.1.2004

| De 35 à 39 ans | De 40 à 44 ans | De 45 à 49 ans | De 50 à 54 ans | De 55 à 59 ans | De 60 à 64 ans | De 65 à 69 ans | De 70 à 74 ans | De 75 à 79 ans | De 80 à 84 ans | De 85 à 89 ans | De 90 à 94 ans | 95 ans et plus | |
|----------------------|----------------------|----------------------|----------------------|----------------------|----------------------|----------------------|----------------------|----------------------|----------------------|----------------------|----------------------|----------------------|------------------------------|
| | | | | | | | | | | | | | Afrique |
| 2 | 4 | 1 | 4 | 0 | 0 | 0 | 0 | 0 | 0 | 0 | 0 | 0 | Afrique du Sud (Rép.) |
| 21 | 9 | 6 | 1 | 3 | 4 | 3 | 7 | 5 | 2 | 1 | 0 | 0 | Algérie |
| 1 | 2 | 0 | 1 | 0 | 0 | 0 | 0 | 0 | 0 | 0 | 0 | 0 | Angola |
| 21 | 10 | 7 | 0 | 0 | 0 | 0 | 0 | 0 | 0 | 0 | 0 | 0 | Burundi |
| 21 | 7 | 1 | 0 | 1 | 2 | 0 | 1 | 0 | 0 | 0 | 0 | 0 | Cameroun |
| 96 | 93 | 59 | 38 | 34 | 30 | 20 | 17 | 10 | 1 | 0 | 0 | 0 | Congo (Rép. dém.) |
| 9 | 2 | 1 | 1 | 0 | 0 | 1 | 0 | 0 | 0 | 0 | 0 | 0 | Côte-d'Ivoire |
| 2 | 2 | 0 | 0 | 0 | 0 | 0 | 0 | 0 | 0 | 0 | 1 | 0 | Egypte |
| 2 | 3 | 2 | 1 | 0 | 0 | 0 | 0 | 0 | 0 | 0 | 0 | 0 | Ghana |
| 131 | 86 | 59 | 49 | 40 | 59 | 49 | 29 | 18 | 4 | 2 | 0 | 0 | Maroc |
| 6 | 3 | 5 | 3 | 0 | 1 | 1 | 3 | 0 | 0 | 0 | 0 | 0 | Maurice |
| 3 | 7 | 2 | 2 | 0 | 0 | 0 | 0 | 0 | 0 | 0 | 0 | 0 | Nigeria |
| 21 | 11 | 5 | 2 | 1 | 0 | 3 | 0 | 0 | 0 | 0 | 0 | 0 | Rwanda |
| 7 | 6 | 0 | 0 | 2 | 1 | 1 | 0 | 0 | 0 | 0 | 0 | 0 | Sénégal |
| 6 | 1 | 2 | 4 | 2 | 1 | 0 | 1 | 3 | 0 | 0 | 0 | 0 | Tunisie |
| 45 | 39 | 12 | 8 | 4 | 5 | 2 | 0 | 2 | 0 | 0 | 0 | 0 | Autres pays d'Afrique |
| | | | | | | | | | | | | | Amérique |
| 17 | 9 | 8 | 3 | 2 | 2 | 0 | 0 | 0 | 1 | 0 | 0 | 0 | Brésil |
| 22 | 41 | 22 | 18 | 17 | 1 | 2 | 1 | 0 | 3 | 0 | 0 | 0 | Canada |
| 11 | 12 | 11 | 6 | 3 | 2 | 4 | 3 | 1 | 0 | 0 | 0 | 0 | Chili |
| 8 | 6 | 6 | 1 | 1 | 0 | 1 | 0 | 0 | 0 | 0 | 0 | 0 | Colombie |
| 2 | 2 | 0 | 0 | 0 | 0 | 0 | 0 | 0 | 0 | 0 | 0 | 0 | Dominicaine (Rép.) |
| 111 | 144 | 97 | 75 | 63 | 28 | 19 | 9 | 5 | 5 | 2 | 1 | 0 | Etats-Unis d'Amérique |
| 15 | 5 | 5 | 0 | 1 | 0 | 0 | 2 | 1 | 0 | 0 | 1 | 0 | Pérou |
| 43 | 24 | 17 | 4 | 8 | 1 | 3 | 2 | 1 | 0 | 0 | 0 | 0 | Autres pays d'Amérique |
| | | | | | | | | | | | | | Océanie |
| 9 | 4 | 5 | 3 | 2 | 1 | 2 | 0 | 0 | 0 | 0 | 0 | 0 | Australie |
| 1 | 1 | 1 | 0 | 0 | 0 | 0 | 0 | 0 | 0 | 0 | 0 | 0 | Autres pays d'Océanie |
| | | | | | | | | | | | | | Réfugiés |
| 1 | 1 | 2 | 0 | 0 | 0 | 0 | 1 | 0 | 0 | 0 | 0 | 0 | D'origine indéterminée |
| 18 | 16 | 22 | 14 | 3 | 2 | 4 | 3 | 4 | 3 | 1 | 0 | 0 | D'origine déterminée |
| | | | | | | | | | | | | | Apatrides ou inconnus |
| 2 | 0 | 0 | 0 | 1 | 0 | 0 | 0 | 2 | 0 | 1 | 0 | 0 | Apatride |
| 0 | 0 | 0 | 0 | 0 | 0 | 1 | 0 | 0 | 0 | 0 | 0 | 0 | Inconnu |

Population au 1.1.2004

Population par pays de nationalité, groupe d'âges et province - Province de Hainaut

| | Total | Moins de 18 ans | De 18 à 64 ans | 65 ans et plus | Moins de 5 ans | De 5 à 9 ans | De 10 à 14 ans | De 15 à 19 ans | De 20 à 24 ans | De 25 à 29 ans | De 30 à 34 ans |
|--------------------------|-----------|-----------------|----------------|----------------|----------------|--------------|----------------|----------------|----------------|----------------|----------------|
| Total | 1.283.200 | 279.187 | 785.580 | 218.433 | 74.361 | 74.408 | 81.893 | 79.252 | 77.653 | 77.888 | 90.721 |
| Étrangers | 143.842 | 14.148 | 104.479 | 25.215 | 2.876 | 3.491 | 4.531 | 5.487 | 7.295 | 9.501 | 12.918 |
| Union européenne | | | | | | | | | | | |
| Belgique | 1.139.358 | 265.039 | 681.101 | 193.218 | 71.485 | 70.917 | 77.362 | 73.765 | 70.358 | 68.387 | 77.803 |
| Allemagne | 1.477 | 304 | 970 | 203 | 81 | 87 | 92 | 68 | 60 | 58 | 79 |
| Autriche | 61 | 10 | 44 | 7 | 0 | 3 | 4 | 6 | 3 | 3 | 3 |
| Danemark | 168 | 73 | 93 | 2 | 20 | 20 | 17 | 20 | 11 | 3 | 11 |
| Espagne | 3.557 | 293 | 2.545 | 719 | 38 | 64 | 109 | 141 | 132 | 113 | 249 |
| Finlande | 21 | 4 | 17 | 0 | 2 | 0 | 1 | 1 | 2 | 1 | 1 |
| France | 34.194 | 4.093 | 24.812 | 5.289 | 855 | 1.019 | 1.296 | 1.576 | 1.984 | 2.368 | 3.203 |
| Grèce | 2.382 | 163 | 1.601 | 618 | 17 | 41 | 55 | 79 | 85 | 95 | 152 |
| Luxembourg | 124 | 5 | 94 | 25 | 2 | 1 | 1 | 1 | 3 | 3 | 8 |
| Irlande | 41 | 4 | 30 | 7 | 2 | 0 | 2 | 0 | 2 | 5 | 7 |
| Italie | 74.579 | 3.463 | 55.293 | 15.823 | 418 | 700 | 1.309 | 1.777 | 2.539 | 3.814 | 6.194 |
| Pays-Bas | 640 | 74 | 456 | 110 | 20 | 25 | 17 | 22 | 29 | 26 | 55 |
| Portugal | 1.156 | 201 | 862 | 93 | 40 | 60 | 59 | 63 | 78 | 90 | 122 |
| Grande-Bretagne | 1.218 | 317 | 802 | 99 | 85 | 131 | 77 | 33 | 45 | 44 | 97 |
| Suède | 47 | 13 | 30 | 4 | 3 | 5 | 3 | 3 | 1 | 2 | 2 |
| Reste de l'Europe | | | | | | | | | | | |
| Bulgarie | 65 | 7 | 56 | 2 | 0 | 1 | 3 | 8 | 9 | 11 | 9 |
| Bosnie-Herzégovine | 19 | 8 | 11 | 0 | 1 | 4 | 2 | 1 | 2 | 1 | 2 |
| Chypre | 2 | 0 | 2 | 0 | 0 | 0 | 0 | 0 | 0 | 1 | 0 |
| Croatie | 31 | 3 | 23 | 5 | 0 | 0 | 3 | 0 | 4 | 3 | 5 |
| Estonie | 9 | 4 | 5 | 0 | 1 | 1 | 2 | 0 | 1 | 1 | 2 |
| Hongrie | 126 | 31 | 79 | 16 | 7 | 6 | 10 | 12 | 8 | 11 | 12 |
| Lettonie | 12 | 6 | 6 | 0 | 3 | 2 | 1 | 1 | 0 | 2 | 1 |
| Lituanie | 16 | 4 | 12 | 0 | 3 | 0 | 0 | 2 | 0 | 3 | 4 |
| Macedoine (A.R.Y.) | 136 | 46 | 87 | 3 | 10 | 10 | 14 | 18 | 22 | 11 | 11 |
| Norvège | 121 | 55 | 65 | 1 | 15 | 14 | 14 | 16 | 4 | 3 | 7 |
| Pologne | 876 | 118 | 500 | 258 | 25 | 34 | 32 | 42 | 51 | 66 | 79 |
| Roumanie | 358 | 90 | 257 | 11 | 19 | 27 | 28 | 28 | 34 | 61 | 59 |
| Russie | 187 | 56 | 124 | 7 | 22 | 12 | 15 | 13 | 6 | 24 | 23 |
| Slovaquie | 53 | 17 | 31 | 5 | 1 | 3 | 7 | 10 | 7 | 6 | 4 |
| Slovénie | 25 | 2 | 9 | 14 | 2 | 0 | 0 | 0 | 1 | 0 | 0 |
| Suisse | 138 | 5 | 84 | 49 | 0 | 2 | 3 | 0 | 12 | 5 | 8 |
| Tchécoslovaquie | 11 | 0 | 10 | 1 | 0 | 0 | 0 | 0 | 1 | 2 | 1 |
| Tchéquie | 105 | 36 | 63 | 6 | 6 | 3 | 18 | 13 | 9 | 13 | 12 |
| Turquie | 5.516 | 978 | 4.067 | 471 | 225 | 281 | 282 | 354 | 574 | 695 | 598 |
| Yougoslavie (ex) | 145 | 38 | 100 | 7 | 9 | 11 | 9 | 12 | 11 | 20 | 14 |
| Autres pays d'Europe | 255 | 40 | 207 | 8 | 10 | 10 | 14 | 10 | 33 | 60 | 42 |
| Asie | | | | | | | | | | | |
| Bangladesh | 3 | 0 | 3 | 0 | 0 | 0 | 0 | 0 | 0 | 0 | 2 |
| Chine (Rép. populaire) | 482 | 81 | 373 | 28 | 32 | 13 | 15 | 42 | 95 | 70 | 54 |
| Inde | 71 | 11 | 54 | 6 | 6 | 2 | 3 | 0 | 5 | 7 | 15 |
| Indonésie | 20 | 3 | 17 | 0 | 0 | 1 | 0 | 2 | 1 | 7 | 6 |
| Iran | 37 | 7 | 24 | 6 | 3 | 2 | 1 | 1 | 3 | 6 | 6 |
| Israël | 7 | 0 | 6 | 1 | 0 | 0 | 0 | 0 | 1 | 0 | 0 |
| Japon | 49 | 11 | 38 | 0 | 0 | 4 | 1 | 7 | 6 | 4 | 4 |
| Liban | 61 | 10 | 44 | 7 | 4 | 2 | 2 | 6 | 7 | 12 | 9 |
| Pakistan | 118 | 19 | 96 | 3 | 10 | 6 | 1 | 3 | 10 | 21 | 25 |
| Philippines | 44 | 3 | 39 | 2 | 0 | 1 | 1 | 1 | 4 | 6 | 7 |
| Syrie | 15 | 2 | 12 | 1 | 2 | 0 | 0 | 1 | 1 | 2 | 3 |
| Thaïlande | 90 | 31 | 58 | 1 | 14 | 5 | 5 | 8 | 7 | 16 | 15 |
| Vietnam | 51 | 0 | 42 | 9 | 0 | 0 | 0 | 4 | 3 | 16 | 8 |
| Autres pays d'Asie | 221 | 62 | 154 | 5 | 19 | 16 | 16 | 18 | 22 | 24 | 32 |

Population au 1.1.2004

| De 35 à 39 ans | De 40 à 44 ans | De 45 à 49 ans | De 50 à 54 ans | De 55 à 59 ans | De 60 à 64 ans | De 65 à 69 ans | De 70 à 74 ans | De 75 à 79 ans | De 80 à 84 ans | De 85 à 89 ans | De 90 à 94 ans | 95 ans et plus | |
|----------------------|----------------------|----------------------|----------------------|----------------------|----------------------|----------------------|----------------------|----------------------|----------------------|----------------------|----------------------|-------------------|--------------------------|
| 92.500 | 95.882 | 94.710 | 89.579 | 81.475 | 54.445 | 55.665 | 57.529 | 50.320 | 35.718 | 11.651 | 6.083 | 1.467 | Total |
| 14.042 | 13.963 | 13.860 | 12.449 | 10.519 | 7.695 | 7.383 | 6.946 | 5.947 | 3.398 | 958 | 467 | 116 | Étrangers |
| | | | | | | | | | | | | | Union européenne |
| 78.458 | 81.919 | 80.850 | 77.130 | 70.956 | 46.750 | 48.282 | 50.583 | 44.373 | 32.320 | 10.693 | 5.616 | 1.351 | Belgique |
| 161 | 158 | 157 | 147 | 72 | 54 | 33 | 40 | 96 | 25 | 6 | 3 | 0 | Allemagne |
| 5 | 9 | 5 | 3 | 5 | 5 | 4 | 1 | 0 | 0 | 2 | 0 | 0 | Autriche |
| 16 | 16 | 8 | 15 | 6 | 3 | 0 | 0 | 0 | 2 | 0 | 0 | 0 | Danemark |
| 487 | 580 | 398 | 211 | 168 | 148 | 222 | 265 | 166 | 50 | 11 | 4 | 1 | Espagne |
| 3 | 3 | 3 | 2 | 2 | 0 | 0 | 0 | 0 | 0 | 0 | 0 | 0 | Finlande |
| 3.354 | 2.907 | 2.928 | 3.092 | 2.728 | 1.595 | 1.374 | 1.289 | 1.197 | 877 | 283 | 204 | 65 | France |
| 260 | 263 | 269 | 195 | 133 | 120 | 198 | 250 | 124 | 38 | 7 | 0 | 1 | Grèce |
| 16 | 19 | 17 | 11 | 13 | 4 | 6 | 11 | 2 | 4 | 1 | 1 | 0 | Luxembourg |
| 4 | 4 | 5 | 2 | 1 | 0 | 2 | 1 | 2 | 1 | 1 | 0 | 0 | Irlande |
| 7.225 | 7.858 | 8.378 | 7.459 | 6.355 | 4.730 | 4.567 | 4.396 | 3.889 | 2.151 | 557 | 225 | 38 | Italie |
| 69 | 73 | 60 | 58 | 48 | 28 | 30 | 23 | 22 | 20 | 11 | 4 | 0 | Pays-Bas |
| 126 | 124 | 115 | 87 | 58 | 41 | 45 | 24 | 14 | 6 | 2 | 1 | 1 | Portugal |
| 123 | 99 | 128 | 109 | 101 | 47 | 23 | 21 | 20 | 25 | 5 | 3 | 2 | Grande-Bretagne |
| 6 | 7 | 3 | 1 | 6 | 1 | 3 | 1 | 0 | 0 | 0 | 0 | 0 | Suède |
| | | | | | | | | | | | | | Reste de l'Europe |
| 6 | 8 | 3 | 2 | 3 | 0 | 0 | 1 | 1 | 0 | 0 | 0 | 0 | Bulgarie |
| 3 | 2 | 0 | 0 | 0 | 1 | 0 | 0 | 0 | 0 | 0 | 0 | 0 | Bosnie-Herzégovine |
| 1 | 0 | 0 | 0 | 0 | 0 | 0 | 0 | 0 | 0 | 0 | 0 | 0 | Chypre |
| 2 | 3 | 3 | 1 | 0 | 2 | 2 | 1 | 1 | 0 | 1 | 0 | 0 | Croatie |
| 0 | 1 | 0 | 0 | 0 | 0 | 0 | 0 | 0 | 0 | 0 | 0 | 0 | Estonie |
| 13 | 10 | 12 | 5 | 0 | 4 | 8 | 3 | 4 | 1 | 0 | 0 | 0 | Hongrie |
| 1 | 1 | 0 | 0 | 0 | 0 | 0 | 0 | 0 | 0 | 0 | 0 | 0 | Lettonie |
| 2 | 0 | 2 | 0 | 0 | 0 | 0 | 0 | 0 | 0 | 0 | 0 | 0 | Lituanie |
| 14 | 13 | 4 | 2 | 3 | 1 | 0 | 1 | 2 | 0 | 0 | 0 | 0 | Macedoine (A.R.Y.) |
| 10 | 7 | 14 | 5 | 7 | 4 | 1 | 0 | 0 | 0 | 0 | 0 | 0 | Norvège |
| 68 | 57 | 67 | 38 | 33 | 26 | 51 | 47 | 61 | 56 | 25 | 12 | 6 | Pologne |
| 32 | 27 | 20 | 5 | 5 | 2 | 4 | 3 | 3 | 1 | 0 | 0 | 0 | Roumanie |
| 19 | 21 | 12 | 8 | 4 | 1 | 1 | 0 | 4 | 1 | 1 | 0 | 0 | Russie |
| 3 | 4 | 0 | 1 | 2 | 0 | 0 | 2 | 1 | 1 | 0 | 1 | 0 | Slovaquie |
| 0 | 1 | 0 | 2 | 1 | 4 | 2 | 4 | 3 | 3 | 2 | 0 | 0 | Slovénie |
| 7 | 11 | 14 | 15 | 4 | 8 | 11 | 8 | 17 | 9 | 4 | 0 | 0 | Suisse |
| 3 | 1 | 0 | 1 | 0 | 1 | 0 | 0 | 0 | 0 | 1 | 0 | 0 | Tchécoslovaquie |
| 9 | 6 | 6 | 2 | 2 | 0 | 0 | 2 | 3 | 0 | 1 | 0 | 0 | Tchéquie |
| 473 | 529 | 378 | 269 | 164 | 223 | 245 | 171 | 42 | 9 | 3 | 1 | 0 | Turquie |
| 15 | 13 | 11 | 5 | 5 | 3 | 3 | 2 | 2 | 0 | 0 | 0 | 0 | Yougoslavie (ex) |
| 18 | 13 | 18 | 9 | 6 | 4 | 0 | 3 | 3 | 2 | 0 | 0 | 0 | Autres pays d'Europe |
| | | | | | | | | | | | | | Asie |
| 1 | 0 | 0 | 0 | 0 | 0 | 0 | 0 | 0 | 0 | 0 | 0 | 0 | Bangladesh |
| 38 | 32 | 18 | 15 | 11 | 19 | 14 | 12 | 2 | 0 | 0 | 0 | 0 | Chine (Rép. populaire) |
| 11 | 3 | 3 | 4 | 4 | 2 | 4 | 1 | 0 | 0 | 1 | 0 | 0 | Inde |
| 1 | 1 | 0 | 1 | 0 | 0 | 0 | 0 | 0 | 0 | 0 | 0 | 0 | Indonésie |
| 3 | 1 | 1 | 3 | 1 | 0 | 3 | 3 | 0 | 0 | 0 | 0 | 0 | Iran |
| 1 | 0 | 2 | 0 | 2 | 0 | 0 | 1 | 0 | 0 | 0 | 0 | 0 | Israël |
| 6 | 2 | 6 | 5 | 4 | 0 | 0 | 0 | 0 | 0 | 0 | 0 | 0 | Japon |
| 5 | 1 | 1 | 1 | 3 | 1 | 2 | 3 | 1 | 1 | 0 | 0 | 0 | Liban |
| 20 | 11 | 4 | 4 | 0 | 0 | 2 | 1 | 0 | 0 | 0 | 0 | 0 | Pakistan |
| 8 | 4 | 3 | 4 | 2 | 1 | 1 | 0 | 1 | 0 | 0 | 0 | 0 | Philippines |
| 2 | 0 | 2 | 0 | 1 | 0 | 0 | 1 | 0 | 0 | 0 | 0 | 0 | Syrie |
| 7 | 5 | 7 | 0 | 0 | 0 | 1 | 0 | 0 | 0 | 0 | 0 | 0 | Thaïlande |
| 3 | 2 | 4 | 0 | 0 | 2 | 4 | 4 | 0 | 0 | 1 | 0 | 0 | Vietnam |
| 25 | 21 | 11 | 7 | 2 | 3 | 3 | 0 | 1 | 1 | 0 | 0 | 0 | Autres pays d'Asie |

Population au 1.1.2004

Population par pays de nationalité, groupe d'âges et province - Province de Hainaut (suite)

| Total | Moins de 18 ans | De 18 à 64 ans | 65 ans et plus | Moins de 5 ans | De 5 à 9 ans | De 10 à 14 ans | De 15 à 19 ans | De 20 à 24 ans | De 25 à 29 ans | De 30 à 34 ans | |
|------------------------------|-----------------|----------------|----------------|----------------|--------------|----------------|----------------|----------------|----------------|----------------|-----|
| Afrique | | | | | | | | | | | |
| Afrique du Sud (Rép.) | 13 | 2 | 11 | 0 | 1 | 1 | 0 | 0 | 2 | 1 | 4 |
| Algérie | 3.144 | 484 | 2.165 | 495 | 83 | 123 | 168 | 170 | 189 | 299 | 372 |
| Angola | 60 | 22 | 38 | 0 | 7 | 5 | 7 | 4 | 6 | 0 | 8 |
| Burundi | 64 | 33 | 31 | 0 | 13 | 8 | 9 | 7 | 3 | 3 | 8 |
| Cameroun | 295 | 45 | 250 | 0 | 14 | 17 | 6 | 12 | 84 | 82 | 46 |
| Congo (Rép. dém.) | 996 | 228 | 739 | 29 | 53 | 53 | 71 | 84 | 137 | 139 | 108 |
| Côte-d'Ivoire | 46 | 7 | 39 | 0 | 1 | 1 | 3 | 3 | 8 | 10 | 10 |
| Egypte | 24 | 5 | 18 | 1 | 4 | 1 | 0 | 0 | 1 | 4 | 7 |
| Ghana | 26 | 7 | 19 | 0 | 4 | 1 | 1 | 3 | 7 | 1 | 0 |
| Maroc | 4.726 | 695 | 3.618 | 413 | 183 | 156 | 191 | 302 | 567 | 711 | 634 |
| Maurice | 147 | 11 | 130 | 6 | 2 | 1 | 6 | 5 | 17 | 21 | 19 |
| Nigeria | 23 | 2 | 21 | 0 | 0 | 0 | 1 | 1 | 2 | 6 | 5 |
| Rwanda | 120 | 50 | 69 | 1 | 19 | 11 | 13 | 9 | 12 | 11 | 14 |
| Sénégal | 47 | 2 | 45 | 0 | 0 | 1 | 0 | 2 | 9 | 12 | 12 |
| Tunisie | 243 | 6 | 230 | 7 | 2 | 0 | 2 | 5 | 31 | 54 | 45 |
| Autres pays d'Afrique | 320 | 59 | 256 | 5 | 19 | 20 | 12 | 18 | 52 | 74 | 48 |
| Amérique | | | | | | | | | | | |
| Bésil | 125 | 28 | 96 | 1 | 8 | 10 | 6 | 9 | 13 | 29 | 16 |
| Canada | 360 | 123 | 218 | 19 | 18 | 32 | 47 | 44 | 29 | 12 | 25 |
| Chili | 35 | 3 | 32 | 0 | 0 | 1 | 1 | 5 | 2 | 4 | 4 |
| Colombie | 34 | 12 | 21 | 1 | 2 | 5 | 4 | 2 | 5 | 5 | 2 |
| Dominicaine (Rép.) | 35 | 10 | 25 | 0 | 3 | 3 | 3 | 2 | 1 | 8 | 7 |
| Etats-Unis d'Amérique | 2.808 | 1.378 | 1.379 | 51 | 388 | 374 | 403 | 282 | 121 | 134 | 184 |
| Pérou | 20 | 2 | 18 | 0 | 0 | 1 | 1 | 0 | 5 | 4 | 4 |
| Autres pays d'Amérique | 194 | 39 | 151 | 4 | 7 | 7 | 8 | 42 | 22 | 28 | 23 |
| Océanie | | | | | | | | | | | |
| Australie | 29 | 2 | 25 | 2 | 0 | 0 | 0 | 9 | 4 | 0 | 2 |
| Autres pays d'Océanie | 6 | 2 | 4 | 0 | 0 | 0 | 0 | 3 | 1 | 0 | 0 |
| Réfugiés | | | | | | | | | | | |
| D'origine indéterminée | 51 | 4 | 41 | 6 | 2 | 1 | 0 | 2 | 4 | 3 | 3 |
| D'origine déterminée | 661 | 78 | 346 | 237 | 9 | 24 | 23 | 38 | 31 | 30 | 39 |
| Apatrides ou inconnus | | | | | | | | | | | |
| Apatride | 39 | 3 | 32 | 4 | 0 | 2 | 1 | 0 | 2 | 1 | 5 |
| Inconnu | 11 | 5 | 5 | 1 | 2 | 3 | 0 | 1 | 0 | 0 | 2 |

| De 35 à 39 ans | De 40 à 44 ans | De 45 à 49 ans | De 50 à 54 ans | De 55 à 59 ans | De 60 à 64 ans | De 65 à 69 ans | De 70 à 74 ans | De 75 à 79 ans | De 80 à 84 ans | De 85 à 89 ans | De 90 à 94 ans | 95 ans et plus | |
|----------------------|----------------------|----------------------|----------------------|----------------------|----------------------|----------------------|----------------------|----------------------|----------------------|----------------------|----------------------|----------------------|------------------------------|
| | | | | | | | | | | | | | Afrique |
| 4 | 0 | 0 | 0 | 0 | 0 | 0 | 0 | 0 | 0 | 0 | 0 | 0 | Afrique du Sud (Rép.) |
| 323 | 225 | 162 | 158 | 157 | 220 | 189 | 181 | 87 | 29 | 8 | 1 | 0 | Algérie |
| 10 | 8 | 3 | 1 | 1 | 0 | 0 | 0 | 0 | 0 | 0 | 0 | 0 | Angola |
| 7 | 4 | 2 | 0 | 0 | 0 | 0 | 0 | 0 | 0 | 0 | 0 | 0 | Burundi |
| 21 | 12 | 0 | 0 | 0 | 1 | 0 | 0 | 0 | 0 | 0 | 0 | 0 | Cameroun |
| 102 | 82 | 39 | 48 | 27 | 24 | 12 | 12 | 3 | 2 | 0 | 0 | 0 | Congo (Rép. dém.) |
| 7 | 1 | 1 | 0 | 1 | 0 | 0 | 0 | 0 | 0 | 0 | 0 | 0 | Côte-d'Ivoire |
| 4 | 2 | 0 | 0 | 0 | 0 | 1 | 0 | 0 | 0 | 0 | 0 | 0 | Egypte |
| 2 | 1 | 5 | 1 | 0 | 0 | 0 | 0 | 0 | 0 | 0 | 0 | 0 | Ghana |
| 431 | 313 | 225 | 200 | 153 | 247 | 244 | 108 | 46 | 13 | 2 | 0 | 0 | Maroc |
| 29 | 17 | 15 | 3 | 4 | 2 | 5 | 0 | 0 | 1 | 0 | 0 | 0 | Maurice |
| 5 | 0 | 0 | 2 | 1 | 0 | 0 | 0 | 0 | 0 | 0 | 0 | 0 | Nigeria |
| 10 | 7 | 1 | 6 | 2 | 4 | 0 | 0 | 1 | 0 | 0 | 0 | 0 | Rwanda |
| 4 | 3 | 1 | 2 | 1 | 0 | 0 | 0 | 0 | 0 | 0 | 0 | 0 | Sénégal |
| 31 | 20 | 13 | 11 | 13 | 9 | 3 | 3 | 1 | 0 | 0 | 0 | 0 | Tunisie |
| 31 | 16 | 13 | 4 | 4 | 4 | 5 | 0 | 0 | 0 | 0 | 0 | 0 | Autres pays d'Afrique |
| | | | | | | | | | | | | | Amérique |
| 10 | 7 | 9 | 3 | 3 | 1 | 0 | 1 | 0 | 0 | 0 | 0 | 0 | Brésil |
| 30 | 40 | 29 | 19 | 12 | 4 | 3 | 5 | 7 | 2 | 1 | 0 | 1 | Canada |
| 5 | 2 | 4 | 0 | 3 | 4 | 0 | 0 | 0 | 0 | 0 | 0 | 0 | Chili |
| 4 | 2 | 2 | 0 | 0 | 0 | 0 | 0 | 1 | 0 | 0 | 0 | 0 | Colombie |
| 3 | 3 | 1 | 1 | 0 | 0 | 0 | 0 | 0 | 0 | 0 | 0 | 0 | Dominicaine (Rép.) |
| 210 | 192 | 171 | 129 | 103 | 66 | 22 | 12 | 11 | 3 | 2 | 1 | 0 | Etats-Unis d'Amérique |
| 3 | 1 | 1 | 0 | 0 | 0 | 0 | 0 | 0 | 0 | 0 | 0 | 0 | Pérou |
| 19 | 13 | 11 | 4 | 4 | 2 | 2 | 2 | 0 | 0 | 0 | 0 | 0 | Autres pays d'Amérique |
| | | | | | | | | | | | | | Océanie |
| 2 | 1 | 3 | 2 | 2 | 2 | 1 | 0 | 1 | 0 | 0 | 0 | 0 | Australie |
| 0 | 0 | 2 | 0 | 0 | 0 | 0 | 0 | 0 | 0 | 0 | 0 | 0 | Autres pays d'Océanie |
| | | | | | | | | | | | | | Réfugiés |
| 4 | 11 | 6 | 5 | 4 | 0 | 1 | 0 | 4 | 1 | 0 | 0 | 0 | D'origine indéterminée |
| 41 | 41 | 34 | 43 | 55 | 16 | 23 | 25 | 100 | 63 | 19 | 6 | 1 | D'origine déterminée |
| | | | | | | | | | | | | | Apatrides ou inconnus |
| 5 | 8 | 6 | 1 | 3 | 1 | 3 | 0 | 1 | 0 | 0 | 0 | 0 | Apatride |
| 0 | 0 | 1 | 0 | 1 | 0 | 0 | 1 | 0 | 0 | 0 | 0 | 0 | Inconnu |

Population au 1.1.2004

Population par pays de nationalité, groupe d'âges et province - Province de Liège

| | Total | Moins de 18 ans | De 18 à 64 ans | 65 ans et plus | Moins de 5 ans | De 5 à 9 ans | De 10 à 14 ans | De 15 à 19 ans | De 20 à 24 ans | De 25 à 29 ans | De 30 à 34 ans |
|--------------------------|-----------|-----------------|----------------|----------------|----------------|--------------|----------------|----------------|----------------|----------------|----------------|
| Total | 1.029.605 | 221.147 | 630.195 | 178.263 | 57.361 | 59.133 | 65.797 | 63.658 | 63.122 | 62.641 | 70.313 |
| Étrangers | 104.153 | 11.760 | 74.202 | 18.191 | 2.600 | 3.027 | 3.667 | 4.228 | 6.339 | 7.364 | 8.778 |
| Union européenne | | | | | | | | | | | |
| Belgique | 925.452 | 209.387 | 555.993 | 160.072 | 54.761 | 56.106 | 62.130 | 59.430 | 56.783 | 55.277 | 61.535 |
| Allemagne | 13.546 | 2.714 | 9.299 | 1.533 | 525 | 772 | 917 | 751 | 528 | 395 | 822 |
| Autriche | 94 | 9 | 69 | 16 | 3 | 2 | 1 | 4 | 1 | 5 | 8 |
| Danemark | 42 | 8 | 29 | 5 | 1 | 2 | 2 | 3 | 3 | 9 | 3 |
| Espagne | 7.043 | 323 | 5.011 | 1.709 | 24 | 61 | 129 | 213 | 311 | 324 | 469 |
| Finlande | 40 | 12 | 28 | 0 | 3 | 5 | 1 | 6 | 2 | 9 | 2 |
| France | 7.927 | 715 | 6.145 | 1.067 | 154 | 197 | 235 | 242 | 828 | 826 | 825 |
| Grèce | 1.496 | 91 | 1.022 | 383 | 10 | 24 | 29 | 43 | 66 | 69 | 93 |
| Luxembourg | 571 | 52 | 393 | 126 | 12 | 20 | 16 | 9 | 20 | 26 | 39 |
| Irlande | 40 | 2 | 32 | 6 | 2 | 0 | 0 | 0 | 3 | 4 | 7 |
| Italie | 44.025 | 2.714 | 30.943 | 10.368 | 399 | 596 | 942 | 1.287 | 1.619 | 2.209 | 3.198 |
| Pays-Bas | 4.086 | 463 | 2.827 | 796 | 127 | 132 | 139 | 103 | 116 | 138 | 262 |
| Portugal | 1.216 | 149 | 881 | 186 | 28 | 37 | 50 | 66 | 71 | 84 | 104 |
| Grande-Bretagne | 517 | 50 | 405 | 62 | 14 | 12 | 12 | 22 | 34 | 36 | 45 |
| Suède | 63 | 8 | 50 | 5 | 3 | 1 | 2 | 3 | 7 | 12 | 4 |
| Reste de l'Europe | | | | | | | | | | | |
| Bulgarie | 154 | 26 | 119 | 9 | 5 | 5 | 12 | 13 | 14 | 31 | 16 |
| Bosnie-Herzégovine | 243 | 60 | 175 | 8 | 19 | 22 | 7 | 17 | 22 | 28 | 25 |
| Chypre | 4 | 0 | 4 | 0 | 0 | 0 | 0 | 0 | 0 | 1 | 1 |
| Croatie | 191 | 20 | 111 | 60 | 5 | 7 | 4 | 4 | 3 | 19 | 18 |
| Estonie | 4 | 0 | 4 | 0 | 0 | 0 | 0 | 0 | 2 | 0 | 1 |
| Hongrie | 84 | 9 | 66 | 9 | 3 | 3 | 1 | 2 | 7 | 16 | 11 |
| Lettonie | 6 | 1 | 5 | 0 | 0 | 1 | 0 | 0 | 2 | 2 | 1 |
| Lituanie | 20 | 3 | 17 | 0 | 2 | 0 | 1 | 0 | 5 | 5 | 5 |
| Macedoine (A.R.Y.) | 90 | 13 | 71 | 6 | 2 | 7 | 4 | 1 | 9 | 21 | 19 |
| Norvège | 21 | 6 | 14 | 1 | 2 | 2 | 0 | 2 | 2 | 2 | 1 |
| Pologne | 809 | 72 | 512 | 225 | 20 | 23 | 17 | 25 | 80 | 88 | 67 |
| Roumanie | 576 | 130 | 430 | 16 | 36 | 39 | 35 | 29 | 76 | 104 | 72 |
| Russie | 230 | 61 | 159 | 10 | 26 | 12 | 12 | 17 | 21 | 28 | 30 |
| Slovaquie | 21 | 2 | 16 | 3 | 1 | 1 | 0 | 1 | 3 | 6 | 2 |
| Slovénie | 15 | 0 | 5 | 10 | 0 | 0 | 0 | 0 | 0 | 0 | 2 |
| Suisse | 129 | 9 | 85 | 35 | 0 | 3 | 3 | 3 | 4 | 6 | 4 |
| Tchécoslovaquie | 16 | 0 | 14 | 2 | 0 | 0 | 0 | 0 | 1 | 2 | 3 |
| Tchéquie | 58 | 6 | 52 | 0 | 1 | 2 | 2 | 1 | 20 | 14 | 4 |
| Turquie | 3.787 | 661 | 2.766 | 360 | 167 | 182 | 185 | 233 | 451 | 534 | 412 |
| Yougoslavie (ex) | 955 | 354 | 542 | 59 | 138 | 94 | 93 | 49 | 84 | 107 | 102 |
| Autres pays d'Europe | 394 | 82 | 303 | 9 | 19 | 25 | 21 | 32 | 53 | 55 | 61 |
| Asie | | | | | | | | | | | |
| Bangladesh | 131 | 62 | 69 | 0 | 16 | 7 | 24 | 19 | 8 | 8 | 19 |
| Chine (Rép. populaire) | 562 | 57 | 489 | 16 | 18 | 18 | 12 | 39 | 184 | 91 | 63 |
| Inde | 243 | 38 | 199 | 6 | 13 | 3 | 9 | 21 | 21 | 25 | 28 |
| Indonésie | 31 | 1 | 30 | 0 | 0 | 1 | 0 | 1 | 5 | 5 | 2 |
| Iran | 48 | 3 | 32 | 13 | 1 | 0 | 1 | 2 | 4 | 7 | 2 |
| Israël | 32 | 3 | 29 | 0 | 0 | 1 | 2 | 0 | 8 | 11 | 2 |
| Japon | 54 | 3 | 51 | 0 | 1 | 0 | 0 | 5 | 5 | 12 | 14 |
| Liban | 72 | 11 | 60 | 1 | 3 | 3 | 4 | 1 | 9 | 13 | 19 |
| Pakistan | 225 | 40 | 184 | 1 | 13 | 15 | 8 | 5 | 11 | 28 | 38 |
| Philippines | 35 | 1 | 34 | 0 | 1 | 0 | 0 | 0 | 4 | 6 | 7 |
| Syrie | 55 | 7 | 47 | 1 | 3 | 2 | 1 | 2 | 7 | 13 | 11 |
| Thaïlande | 122 | 29 | 91 | 2 | 4 | 10 | 12 | 4 | 9 | 13 | 18 |
| Vietnam | 103 | 6 | 95 | 2 | 3 | 0 | 2 | 3 | 11 | 30 | 26 |
| Autres pays d'Asie | 354 | 121 | 223 | 10 | 37 | 35 | 29 | 27 | 27 | 41 | 54 |

Population au 1.1.2004

| De 35 à 39 ans | De 40 à 44 ans | De 45 à 49 ans | De 50 à 54 ans | De 55 à 59 ans | De 60 à 64 ans | De 65 à 69 ans | De 70 à 74 ans | De 75 à 79 ans | De 80 à 84 ans | De 85 à 89 ans | De 90 à 94 ans | 95 ans et plus | |
|----------------------|----------------------|----------------------|----------------------|----------------------|----------------------|----------------------|----------------------|----------------------|----------------------|----------------------|----------------------|-------------------|--------------------------|
| 75.544 | 77.958 | 75.231 | 70.797 | 62.466 | 47.321 | 47.602 | 47.706 | 39.848 | 27.438 | 9.860 | 4.722 | 1.087 | Total |
| 10.189 | 9.985 | 9.348 | 7.927 | 6.764 | 5.746 | 5.691 | 5.083 | 4.023 | 2.347 | 666 | 316 | 65 | Étrangers |
| | | | | | | | | | | | | | Union européenne |
| 65.355 | 67.973 | 65.883 | 62.870 | 55.702 | 41.575 | 41.911 | 42.623 | 35.825 | 25.091 | 9.194 | 4.406 | 1.022 | Belgique |
| 1.496 | 1.562 | 1.346 | 1.152 | 898 | 849 | 622 | 353 | 295 | 176 | 55 | 28 | 4 | Allemagne |
| 7 | 12 | 8 | 8 | 11 | 8 | 7 | 5 | 1 | 2 | 0 | 1 | 0 | Autriche |
| 6 | 2 | 1 | 1 | 3 | 1 | 1 | 2 | 0 | 2 | 0 | 0 | 0 | Danemark |
| 769 | 889 | 789 | 538 | 456 | 362 | 558 | 619 | 370 | 123 | 26 | 10 | 3 | Espagne |
| 4 | 4 | 1 | 1 | 0 | 2 | 0 | 0 | 0 | 0 | 0 | 0 | 0 | Finlande |
| 775 | 614 | 518 | 671 | 613 | 362 | 330 | 233 | 244 | 175 | 51 | 30 | 4 | France |
| 168 | 195 | 135 | 105 | 72 | 104 | 150 | 138 | 70 | 18 | 5 | 1 | 1 | Grèce |
| 79 | 70 | 48 | 39 | 33 | 34 | 42 | 42 | 14 | 16 | 10 | 1 | 1 | Luxembourg |
| 4 | 2 | 4 | 3 | 0 | 5 | 1 | 0 | 0 | 0 | 2 | 2 | 1 | Irlande |
| 3.862 | 4.270 | 4.625 | 4.089 | 3.603 | 2.958 | 2.981 | 2.891 | 2.435 | 1.444 | 404 | 179 | 34 | Italie |
| 435 | 448 | 402 | 338 | 347 | 303 | 234 | 202 | 175 | 126 | 41 | 13 | 5 | Pays-Bas |
| 137 | 133 | 127 | 83 | 56 | 54 | 84 | 58 | 32 | 7 | 3 | 1 | 1 | Portugal |
| 48 | 63 | 45 | 50 | 46 | 28 | 22 | 9 | 18 | 8 | 5 | 0 | 0 | Grande-Bretagne |
| 7 | 4 | 6 | 2 | 5 | 2 | 2 | 2 | 1 | 0 | 0 | 0 | 0 | Suède |
| | | | | | | | | | | | | | Reste de l'Europe |
| 15 | 15 | 5 | 10 | 4 | 0 | 0 | 4 | 3 | 2 | 0 | 0 | 0 | Bulgarie |
| 22 | 24 | 19 | 17 | 9 | 4 | 5 | 3 | 0 | 0 | 0 | 0 | 0 | Bosnie-Herzégovine |
| 1 | 0 | 0 | 1 | 0 | 0 | 0 | 0 | 0 | 0 | 0 | 0 | 0 | Chypre |
| 19 | 11 | 10 | 8 | 8 | 15 | 16 | 9 | 13 | 15 | 4 | 3 | 0 | Croatie |
| 0 | 1 | 0 | 0 | 0 | 0 | 0 | 0 | 0 | 0 | 0 | 0 | 0 | Estonie |
| 10 | 5 | 7 | 3 | 2 | 5 | 4 | 1 | 2 | 1 | 0 | 1 | 0 | Hongrie |
| 0 | 0 | 0 | 0 | 0 | 0 | 0 | 0 | 0 | 0 | 0 | 0 | 0 | Lettonie |
| 0 | 0 | 1 | 0 | 0 | 1 | 0 | 0 | 0 | 0 | 0 | 0 | 0 | Lituanie |
| 8 | 2 | 2 | 1 | 5 | 3 | 5 | 0 | 1 | 0 | 0 | 0 | 0 | Macedoine (A.R.Y.) |
| 2 | 1 | 1 | 1 | 4 | 0 | 0 | 0 | 0 | 1 | 0 | 0 | 0 | Norvège |
| 53 | 57 | 57 | 39 | 29 | 29 | 27 | 48 | 67 | 41 | 16 | 20 | 6 | Pologne |
| 67 | 41 | 34 | 15 | 6 | 6 | 6 | 5 | 2 | 2 | 1 | 0 | 0 | Roumanie |
| 22 | 23 | 13 | 7 | 4 | 5 | 1 | 1 | 5 | 3 | 0 | 0 | 0 | Russie |
| 2 | 0 | 0 | 2 | 0 | 0 | 0 | 0 | 0 | 2 | 1 | 0 | 0 | Slovaquie |
| 0 | 2 | 0 | 1 | 0 | 0 | 3 | 4 | 2 | 0 | 0 | 0 | 1 | Slovénie |
| 8 | 15 | 11 | 15 | 14 | 8 | 2 | 11 | 10 | 8 | 3 | 1 | 0 | Suisse |
| 1 | 0 | 2 | 1 | 3 | 1 | 0 | 0 | 2 | 0 | 0 | 0 | 0 | Tchécoslovaquie |
| 4 | 2 | 1 | 2 | 4 | 1 | 0 | 0 | 0 | 0 | 0 | 0 | 0 | Tchéquie |
| 317 | 253 | 225 | 160 | 134 | 174 | 164 | 150 | 40 | 5 | 0 | 1 | 0 | Turquie |
| 73 | 56 | 37 | 25 | 21 | 17 | 18 | 15 | 12 | 8 | 1 | 5 | 0 | Yougoslavie (ex) |
| 36 | 34 | 22 | 12 | 11 | 4 | 3 | 4 | 2 | 0 | 0 | 0 | 0 | Autres pays d'Europe |
| | | | | | | | | | | | | | Asie |
| 12 | 8 | 6 | 2 | 2 | 0 | 0 | 0 | 0 | 0 | 0 | 0 | 0 | Bangladesh |
| 34 | 37 | 16 | 13 | 15 | 6 | 9 | 5 | 0 | 2 | 0 | 0 | 0 | Chine (Rép. populaire) |
| 33 | 30 | 31 | 10 | 10 | 3 | 4 | 0 | 2 | 0 | 0 | 0 | 0 | Inde |
| 5 | 7 | 3 | 2 | 0 | 0 | 0 | 0 | 0 | 0 | 0 | 0 | 0 | Indonésie |
| 7 | 0 | 4 | 1 | 4 | 2 | 3 | 4 | 2 | 4 | 0 | 0 | 0 | Iran |
| 0 | 2 | 1 | 2 | 2 | 1 | 0 | 0 | 0 | 0 | 0 | 0 | 0 | Israël |
| 6 | 4 | 5 | 2 | 0 | 0 | 0 | 0 | 0 | 0 | 0 | 0 | 0 | Japon |
| 6 | 3 | 3 | 2 | 3 | 2 | 0 | 0 | 0 | 0 | 0 | 1 | 0 | Liban |
| 38 | 22 | 23 | 11 | 9 | 3 | 0 | 0 | 0 | 1 | 0 | 0 | 0 | Pakistan |
| 6 | 7 | 1 | 1 | 2 | 0 | 0 | 0 | 0 | 0 | 0 | 0 | 0 | Philippines |
| 6 | 5 | 1 | 1 | 0 | 2 | 0 | 0 | 1 | 0 | 0 | 0 | 0 | Syrie |
| 25 | 11 | 12 | 2 | 0 | 0 | 1 | 0 | 1 | 0 | 0 | 0 | 0 | Thaïlande |
| 16 | 3 | 6 | 1 | 0 | 0 | 0 | 1 | 1 | 0 | 0 | 0 | 0 | Vietnam |
| 38 | 29 | 11 | 11 | 2 | 3 | 3 | 3 | 2 | 1 | 1 | 0 | 0 | Autres pays d'Asie |

Population au 1.1.2004

Population par pays de nationalité, groupe d'âges et province - Province de Liège (suite)

| Total | Moins de 18 ans | De 18 à 64 ans | 65 ans et plus | Moins de 5 ans | De 5 à 9 ans | De 10 à 14 ans | De 15 à 19 ans | De 20 à 24 ans | De 25 à 29 ans | De 30 à 34 ans | |
|------------------------------|-----------------|----------------|----------------|----------------|--------------|----------------|----------------|----------------|----------------|----------------|-----|
| Afrique | | | | | | | | | | | |
| Afrique du Sud (Rép.) | 14 | 4 | 10 | 0 | 0 | 2 | 2 | 0 | 1 | 1 | 2 |
| Algérie | 659 | 89 | 487 | 83 | 30 | 24 | 20 | 26 | 29 | 78 | 105 |
| Angola | 346 | 149 | 194 | 3 | 56 | 34 | 40 | 35 | 25 | 21 | 41 |
| Burundi | 116 | 27 | 87 | 2 | 12 | 6 | 4 | 6 | 16 | 10 | 26 |
| Cameroun | 263 | 34 | 228 | 1 | 11 | 11 | 9 | 9 | 77 | 60 | 48 |
| Congo (Rép. dém.) | 1.793 | 531 | 1.224 | 38 | 181 | 126 | 127 | 150 | 162 | 158 | 195 |
| Côte-d'Ivoire | 166 | 45 | 119 | 2 | 3 | 11 | 17 | 22 | 17 | 27 | 32 |
| Egypte | 28 | 8 | 20 | 0 | 2 | 2 | 2 | 3 | 2 | 2 | 5 |
| Ghana | 190 | 63 | 126 | 1 | 16 | 10 | 23 | 24 | 7 | 4 | 8 |
| Maroc | 6.093 | 883 | 4.677 | 533 | 237 | 210 | 254 | 345 | 810 | 1.013 | 810 |
| Maurice | 116 | 7 | 106 | 3 | 0 | 3 | 4 | 1 | 16 | 20 | 22 |
| Nigeria | 33 | 5 | 28 | 0 | 3 | 2 | 0 | 0 | 10 | 5 | 5 |
| Rwanda | 117 | 39 | 77 | 1 | 17 | 11 | 7 | 8 | 12 | 17 | 11 |
| Sénégal | 70 | 8 | 62 | 0 | 2 | 2 | 3 | 1 | 4 | 18 | 16 |
| Tunisie | 430 | 33 | 380 | 17 | 12 | 14 | 5 | 6 | 77 | 92 | 67 |
| Autres pays d'Afrique | 667 | 130 | 526 | 11 | 40 | 36 | 32 | 35 | 81 | 109 | 120 |
| Amérique | | | | | | | | | | | |
| Bésil | 161 | 22 | 130 | 9 | 4 | 7 | 5 | 14 | 13 | 30 | 25 |
| Canada | 181 | 27 | 146 | 8 | 4 | 6 | 9 | 23 | 36 | 26 | 13 |
| Chili | 45 | 5 | 38 | 2 | 2 | 1 | 0 | 2 | 0 | 4 | 7 |
| Colombie | 28 | 2 | 26 | 0 | 0 | 0 | 2 | 0 | 4 | 4 | 3 |
| Dominicaine (Rép.) | 13 | 3 | 10 | 0 | 0 | 1 | 2 | 0 | 2 | 3 | 3 |
| Etats-Unis d'Amérique | 277 | 39 | 187 | 51 | 4 | 10 | 14 | 42 | 22 | 9 | 17 |
| Pérou | 39 | 5 | 34 | 0 | 1 | 3 | 1 | 1 | 2 | 5 | 8 |
| Autres pays d'Amérique | 189 | 27 | 161 | 1 | 5 | 5 | 3 | 41 | 26 | 32 | 33 |
| Océanie | | | | | | | | | | | |
| Australie | 30 | 7 | 22 | 1 | 0 | 3 | 3 | 14 | 4 | 2 | 2 |
| Autres pays d'Océanie | 4 | 0 | 4 | 0 | 0 | 0 | 0 | 1 | 1 | 0 | 0 |
| Réfugiés | | | | | | | | | | | |
| D'origine indéterminée | 164 | 42 | 114 | 8 | 14 | 17 | 9 | 3 | 4 | 11 | 9 |
| D'origine déterminée | 1.274 | 307 | 693 | 274 | 73 | 84 | 91 | 106 | 97 | 82 | 102 |
| Apatrides ou inconnus | | | | | | | | | | | |
| Apatride | 40 | 2 | 35 | 3 | 1 | 0 | 1 | 0 | 0 | 2 | 2 |
| Inconnu | 27 | 10 | 14 | 3 | 6 | 2 | 2 | 0 | 1 | 1 | 0 |

Population au 1.1.2004

| De 35 à 39 ans | De 40 à 44 ans | De 45 à 49 ans | De 50 à 54 ans | De 55 à 59 ans | De 60 à 64 ans | De 65 à 69 ans | De 70 à 74 ans | De 75 à 79 ans | De 80 à 84 ans | De 85 à 89 ans | De 90 à 94 ans | 95 ans et plus | |
|----------------------|----------------------|----------------------|----------------------|----------------------|----------------------|----------------------|----------------------|----------------------|----------------------|----------------------|----------------------|----------------------|------------------------------|
| | | | | | | | | | | | | | Afrique |
| 1 | 3 | 0 | 2 | 0 | 0 | 0 | 0 | 0 | 0 | 0 | 0 | 0 | Afrique du Sud (Rép.) |
| 92 | 41 | 45 | 32 | 20 | 34 | 27 | 29 | 13 | 9 | 4 | 1 | 0 | Algérie |
| 46 | 28 | 13 | 3 | 1 | 0 | 2 | 0 | 1 | 0 | 0 | 0 | 0 | Angola |
| 22 | 8 | 3 | 0 | 0 | 1 | 1 | 1 | 0 | 0 | 0 | 0 | 0 | Burundi |
| 25 | 5 | 4 | 1 | 1 | 1 | 1 | 0 | 0 | 0 | 0 | 0 | 0 | Cameroun |
| 270 | 193 | 102 | 33 | 24 | 34 | 15 | 12 | 6 | 5 | 0 | 0 | 0 | Congo (Rép. dém.) |
| 23 | 7 | 0 | 2 | 2 | 1 | 0 | 1 | 1 | 0 | 0 | 0 | 0 | Côte-d'Ivoire |
| 3 | 4 | 0 | 2 | 0 | 1 | 0 | 0 | 0 | 0 | 0 | 0 | 0 | Egypte |
| 25 | 36 | 26 | 8 | 2 | 0 | 1 | 0 | 0 | 0 | 0 | 0 | 0 | Ghana |
| 558 | 401 | 309 | 225 | 146 | 242 | 273 | 161 | 66 | 24 | 5 | 2 | 2 | Maroc |
| 17 | 9 | 8 | 7 | 3 | 3 | 1 | 2 | 0 | 0 | 0 | 0 | 0 | Maurice |
| 3 | 5 | 0 | 0 | 0 | 0 | 0 | 0 | 0 | 0 | 0 | 0 | 0 | Nigeria |
| 15 | 7 | 7 | 0 | 2 | 2 | 1 | 0 | 0 | 0 | 0 | 0 | 0 | Rwanda |
| 12 | 9 | 2 | 1 | 0 | 0 | 0 | 0 | 0 | 0 | 0 | 0 | 0 | Sénégal |
| 52 | 29 | 23 | 21 | 12 | 3 | 8 | 6 | 1 | 1 | 1 | 0 | 0 | Tunisie |
| 106 | 50 | 23 | 10 | 7 | 7 | 6 | 3 | 2 | 0 | 0 | 0 | 0 | Autres pays d'Afrique |
| | | | | | | | | | | | | | Amérique |
| 20 | 15 | 6 | 7 | 4 | 2 | 2 | 2 | 3 | 1 | 0 | 1 | 0 | Brésil |
| 15 | 17 | 9 | 5 | 4 | 6 | 2 | 3 | 0 | 2 | 1 | 0 | 0 | Canada |
| 9 | 4 | 7 | 1 | 3 | 3 | 1 | 0 | 0 | 1 | 0 | 0 | 0 | Chili |
| 6 | 4 | 3 | 2 | 0 | 0 | 0 | 0 | 0 | 0 | 0 | 0 | 0 | Colombie |
| 1 | 1 | 0 | 0 | 0 | 0 | 0 | 0 | 0 | 0 | 0 | 0 | 0 | Dominicaine (Rép.) |
| 17 | 15 | 23 | 20 | 22 | 11 | 4 | 12 | 18 | 12 | 2 | 2 | 1 | Etats-Unis d'Amérique |
| 7 | 5 | 3 | 0 | 3 | 0 | 0 | 0 | 0 | 0 | 0 | 0 | 0 | Pérou |
| 23 | 8 | 10 | 0 | 1 | 1 | 0 | 1 | 0 | 0 | 0 | 0 | 0 | Autres pays d'Amérique |
| | | | | | | | | | | | | | Océanie |
| 0 | 0 | 0 | 0 | 1 | 0 | 0 | 0 | 0 | 1 | 0 | 0 | 0 | Australie |
| 0 | 0 | 1 | 0 | 1 | 0 | 0 | 0 | 0 | 0 | 0 | 0 | 0 | Autres pays d'Océanie |
| | | | | | | | | | | | | | Réfugiés |
| 19 | 16 | 18 | 23 | 9 | 4 | 1 | 2 | 0 | 1 | 2 | 2 | 0 | D'origine indéterminée |
| 104 | 80 | 67 | 55 | 38 | 21 | 37 | 24 | 84 | 96 | 22 | 10 | 1 | D'origine déterminée |
| | | | | | | | | | | | | | Apatrides ou inconnus |
| 6 | 6 | 9 | 5 | 4 | 1 | 0 | 2 | 1 | 0 | 0 | 0 | 0 | Apatride |
| 3 | 1 | 2 | 1 | 4 | 1 | 0 | 0 | 2 | 1 | 0 | 0 | 0 | Inconnu |

Population au 1.1.2004

Population par pays de nationalité, groupe d'âges et province - Communauté germanophone

| | Total | Moins de 18 ans | De 18 à 64 ans | 65 ans et plus | Moins de 5 ans | De 5 à 9 ans | De 10 à 14 ans | De 15 à 19 ans | De 20 à 24 ans | De 25 à 29 ans | De 30 à 34 ans |
|--------------------------|--------|-----------------|----------------|----------------|----------------|--------------|----------------|----------------|----------------|----------------|----------------|
| Total | 71.899 | 15.781 | 43.960 | 12.158 | 3.645 | 4.513 | 4.890 | 4.387 | 4.061 | 3.451 | 4.554 |
| Étrangers | 12.851 | 2.606 | 8.821 | 1.424 | 516 | 749 | 866 | 722 | 548 | 498 | 841 |
| Union européenne | | | | | | | | | | | |
| Belgique | 59.048 | 13.175 | 35.139 | 10.734 | 3.129 | 3.764 | 4.024 | 3.665 | 3.513 | 2.953 | 3.713 |
| Allemagne | 10.429 | 2.206 | 7.063 | 1.160 | 413 | 628 | 755 | 610 | 416 | 289 | 613 |
| Autriche | 39 | 4 | 32 | 3 | 2 | 0 | 1 | 2 | 0 | 1 | 5 |
| Danemark | 9 | 2 | 7 | 0 | 0 | 0 | 1 | 1 | 0 | 1 | 0 |
| Espagne | 197 | 13 | 166 | 18 | 0 | 4 | 5 | 12 | 24 | 11 | 15 |
| Finlande | 7 | 3 | 4 | 0 | 1 | 2 | 0 | 0 | 0 | 1 | 0 |
| France | 151 | 34 | 111 | 6 | 6 | 5 | 14 | 13 | 12 | 17 | 11 |
| Grèce | 28 | 4 | 24 | 0 | 0 | 1 | 1 | 3 | 1 | 2 | 2 |
| Luxembourg | 204 | 32 | 137 | 35 | 8 | 13 | 9 | 5 | 14 | 12 | 13 |
| Irlande | 1 | 0 | 1 | 0 | 0 | 0 | 0 | 0 | 0 | 0 | 1 |
| Italie | 133 | 15 | 92 | 26 | 5 | 5 | 2 | 4 | 5 | 5 | 7 |
| Pays-Bas | 700 | 74 | 487 | 139 | 14 | 22 | 24 | 23 | 15 | 28 | 46 |
| Portugal | 40 | 7 | 32 | 1 | 1 | 2 | 3 | 2 | 2 | 1 | 2 |
| Grande-Bretagne | 74 | 15 | 56 | 3 | 4 | 4 | 4 | 6 | 3 | 7 | 3 |
| Suède | 8 | 0 | 7 | 1 | 0 | 0 | 0 | 0 | 2 | 2 | 0 |
| Reste de l'Europe | | | | | | | | | | | |
| Bulgarie | 12 | 3 | 9 | 0 | 1 | 0 | 2 | 1 | 2 | 1 | 4 |
| Bosnie-Herzégovine | 70 | 18 | 51 | 1 | 6 | 9 | 1 | 3 | 7 | 3 | 12 |
| Croatie | 40 | 11 | 28 | 1 | 3 | 3 | 3 | 2 | 0 | 6 | 3 |
| Hongrie | 26 | 1 | 25 | 0 | 1 | 0 | 0 | 0 | 1 | 7 | 4 |
| Lettonie | 2 | 1 | 1 | 0 | 0 | 1 | 0 | 0 | 0 | 0 | 1 |
| Lituanie | 3 | 1 | 2 | 0 | 0 | 0 | 1 | 0 | 0 | 1 | 1 |
| Macedoine (A.R.Y.) | 5 | 2 | 3 | 0 | 0 | 0 | 2 | 0 | 0 | 0 | 2 |
| Norvège | 3 | 1 | 2 | 0 | 0 | 1 | 0 | 0 | 0 | 1 | 0 |
| Pologne | 73 | 15 | 55 | 3 | 7 | 3 | 3 | 4 | 8 | 14 | 10 |
| Roumanie | 30 | 1 | 28 | 1 | 0 | 0 | 1 | 0 | 2 | 11 | 2 |
| Russie | 30 | 9 | 18 | 3 | 3 | 3 | 2 | 3 | 3 | 2 | 3 |
| Slovaquie | 2 | 0 | 2 | 0 | 0 | 0 | 0 | 0 | 0 | 1 | 0 |
| Slovénie | 2 | 0 | 0 | 2 | 0 | 0 | 0 | 0 | 0 | 0 | 0 |
| Suisse | 31 | 5 | 20 | 6 | 0 | 2 | 1 | 2 | 0 | 0 | 1 |
| Tchécoslovaquie | 4 | 0 | 4 | 0 | 0 | 0 | 0 | 0 | 1 | 0 | 2 |
| Tchéquie | 16 | 2 | 14 | 0 | 1 | 1 | 0 | 0 | 1 | 5 | 3 |
| Turquie | 32 | 4 | 28 | 0 | 0 | 1 | 1 | 2 | 3 | 12 | 3 |
| Yougoslavie (ex) | 86 | 34 | 51 | 1 | 15 | 12 | 6 | 5 | 7 | 11 | 9 |
| Autres pays d'Europe | 35 | 7 | 27 | 1 | 2 | 3 | 0 | 5 | 1 | 6 | 6 |
| Asie | | | | | | | | | | | |
| Bangladesh | 1 | 0 | 1 | 0 | 0 | 0 | 0 | 0 | 0 | 0 | 0 |
| Chine (Rép. populaire) | 7 | 0 | 7 | 0 | 0 | 0 | 0 | 0 | 0 | 1 | 2 |
| Inde | 9 | 3 | 6 | 0 | 1 | 1 | 1 | 0 | 0 | 2 | 1 |
| Iran | 5 | 0 | 4 | 1 | 0 | 0 | 0 | 0 | 0 | 0 | 0 |
| Israël | 1 | 0 | 1 | 0 | 0 | 0 | 0 | 0 | 0 | 0 | 0 |
| Japon | 1 | 0 | 1 | 0 | 0 | 0 | 0 | 0 | 0 | 0 | 0 |
| Pakistan | 14 | 0 | 14 | 0 | 0 | 0 | 0 | 0 | 1 | 1 | 1 |
| Philippines | 12 | 1 | 11 | 0 | 1 | 0 | 0 | 0 | 1 | 1 | 2 |
| Syrie | 8 | 2 | 6 | 0 | 2 | 0 | 0 | 0 | 0 | 4 | 1 |
| Thaïlande | 13 | 4 | 9 | 0 | 1 | 1 | 1 | 1 | 3 | 1 | 1 |
| Vietnam | 1 | 0 | 1 | 0 | 0 | 0 | 0 | 0 | 0 | 1 | 0 |
| Autres pays d'Asie | 40 | 15 | 25 | 0 | 5 | 5 | 5 | 1 | 0 | 1 | 8 |

Population au 1.1.2004

| De 35 à 39 ans | De 40 à 44 ans | De 45 à 49 ans | De 50 à 54 ans | De 55 à 59 ans | De 60 à 64 ans | De 65 à 69 ans | De 70 à 74 ans | De 75 à 79 ans | De 80 à 84 ans | De 85 à 89 ans | De 90 à 94 ans | 95 ans et plus | |
|----------------------|----------------------|----------------------|----------------------|----------------------|----------------------|----------------------|----------------------|----------------------|----------------------|----------------------|----------------------|-------------------|--------------------------|
| 6.025 | 6.180 | 5.418 | 4.640 | 3.836 | 4.141 | 3.812 | 3.258 | 2.532 | 1.624 | 589 | 290 | 53 | Total |
| 1.395 | 1.412 | 1.215 | 1.067 | 856 | 742 | 573 | 352 | 239 | 172 | 62 | 23 | 3 | Étrangers |
| | | | | | | | | | | | | | Union européenne |
| 4.630 | 4.768 | 4.203 | 3.573 | 2.980 | 3.399 | 3.239 | 2.906 | 2.293 | 1.452 | 527 | 267 | 50 | Belgique |
| 1.125 | 1.175 | 1.026 | 871 | 699 | 649 | 484 | 273 | 198 | 129 | 52 | 21 | 3 | Allemagne |
| 2 | 7 | 7 | 5 | 4 | 0 | 1 | 1 | 0 | 1 | 0 | 0 | 0 | Autriche |
| 2 | 2 | 0 | 1 | 1 | 0 | 0 | 0 | 0 | 0 | 0 | 0 | 0 | Danemark |
| 10 | 19 | 21 | 29 | 22 | 7 | 8 | 6 | 2 | 1 | 1 | 0 | 0 | Espagne |
| 1 | 1 | 1 | 0 | 0 | 0 | 0 | 0 | 0 | 0 | 0 | 0 | 0 | Finlande |
| 24 | 9 | 7 | 18 | 8 | 1 | 1 | 1 | 2 | 2 | 0 | 0 | 0 | France |
| 3 | 4 | 5 | 4 | 0 | 2 | 0 | 0 | 0 | 0 | 0 | 0 | 0 | Grèce |
| 27 | 23 | 14 | 15 | 9 | 7 | 12 | 11 | 5 | 4 | 3 | 0 | 0 | Luxembourg |
| 0 | 0 | 0 | 0 | 0 | 0 | 0 | 0 | 0 | 0 | 0 | 0 | 0 | Irlande |
| 16 | 8 | 12 | 21 | 13 | 4 | 9 | 6 | 3 | 5 | 3 | 0 | 0 | Italie |
| 65 | 70 | 66 | 60 | 70 | 58 | 47 | 45 | 22 | 22 | 2 | 1 | 0 | Pays-Bas |
| 10 | 6 | 4 | 4 | 2 | 0 | 0 | 0 | 1 | 0 | 0 | 0 | 0 | Portugal |
| 4 | 16 | 3 | 8 | 6 | 3 | 3 | 0 | 0 | 0 | 0 | 0 | 0 | Grande-Bretagne |
| 1 | 0 | 0 | 1 | 1 | 0 | 0 | 1 | 0 | 0 | 0 | 0 | 0 | Suède |
| | | | | | | | | | | | | | Reste de l'Europe |
| 0 | 1 | 0 | 0 | 0 | 0 | 0 | 0 | 0 | 0 | 0 | 0 | 0 | Bulgarie |
| 10 | 11 | 5 | 0 | 2 | 0 | 1 | 0 | 0 | 0 | 0 | 0 | 0 | Bosnie-Herzégovine |
| 7 | 4 | 4 | 3 | 1 | 0 | 0 | 0 | 0 | 1 | 0 | 0 | 0 | Croatie |
| 5 | 4 | 3 | 1 | 0 | 0 | 0 | 0 | 0 | 0 | 0 | 0 | 0 | Hongrie |
| 0 | 0 | 0 | 0 | 0 | 0 | 0 | 0 | 0 | 0 | 0 | 0 | 0 | Lettonie |
| 0 | 0 | 0 | 0 | 0 | 0 | 0 | 0 | 0 | 0 | 0 | 0 | 0 | Lituanie |
| 1 | 0 | 0 | 0 | 0 | 0 | 0 | 0 | 0 | 0 | 0 | 0 | 0 | Macedoine (A.R.Y.) |
| 1 | 0 | 0 | 0 | 0 | 0 | 0 | 0 | 0 | 0 | 0 | 0 | 0 | Norvège |
| 6 | 5 | 4 | 4 | 1 | 1 | 0 | 2 | 1 | 0 | 0 | 0 | 0 | Pologne |
| 7 | 3 | 1 | 2 | 0 | 0 | 0 | 0 | 1 | 0 | 0 | 0 | 0 | Roumanie |
| 2 | 3 | 3 | 0 | 0 | 0 | 0 | 0 | 2 | 1 | 0 | 0 | 0 | Russie |
| 1 | 0 | 0 | 0 | 0 | 0 | 0 | 0 | 0 | 0 | 0 | 0 | 0 | Slovaquie |
| 0 | 0 | 0 | 0 | 0 | 0 | 1 | 1 | 0 | 0 | 0 | 0 | 0 | Slovénie |
| 2 | 4 | 5 | 3 | 2 | 3 | 1 | 2 | 1 | 2 | 0 | 0 | 0 | Suisse |
| 0 | 0 | 0 | 0 | 1 | 0 | 0 | 0 | 0 | 0 | 0 | 0 | 0 | Tchécoslovaquie |
| 1 | 1 | 1 | 0 | 1 | 1 | 0 | 0 | 0 | 0 | 0 | 0 | 0 | Tchéquie |
| 4 | 1 | 5 | 0 | 0 | 0 | 0 | 0 | 0 | 0 | 0 | 0 | 0 | Turquie |
| 8 | 9 | 1 | 1 | 0 | 1 | 1 | 0 | 0 | 0 | 0 | 0 | 0 | Yougoslavie (ex) |
| 3 | 1 | 1 | 3 | 2 | 1 | 0 | 1 | 0 | 0 | 0 | 0 | 0 | Autres pays d'Europe |
| | | | | | | | | | | | | | Asie |
| 1 | 0 | 0 | 0 | 0 | 0 | 0 | 0 | 0 | 0 | 0 | 0 | 0 | Bangladesh |
| 0 | 2 | 0 | 1 | 1 | 0 | 0 | 0 | 0 | 0 | 0 | 0 | 0 | Chine (Rép. populaire) |
| 2 | 0 | 1 | 0 | 0 | 0 | 0 | 0 | 0 | 0 | 0 | 0 | 0 | Inde |
| 2 | 0 | 1 | 1 | 0 | 0 | 0 | 0 | 0 | 1 | 0 | 0 | 0 | Iran |
| 0 | 0 | 1 | 0 | 0 | 0 | 0 | 0 | 0 | 0 | 0 | 0 | 0 | Israël |
| 0 | 0 | 0 | 1 | 0 | 0 | 0 | 0 | 0 | 0 | 0 | 0 | 0 | Japon |
| 6 | 2 | 3 | 0 | 0 | 0 | 0 | 0 | 0 | 0 | 0 | 0 | 0 | Pakistan |
| 1 | 4 | 0 | 1 | 1 | 0 | 0 | 0 | 0 | 0 | 0 | 0 | 0 | Philippines |
| 1 | 0 | 0 | 0 | 0 | 0 | 0 | 0 | 0 | 0 | 0 | 0 | 0 | Syrie |
| 1 | 1 | 1 | 1 | 0 | 0 | 0 | 0 | 0 | 0 | 0 | 0 | 0 | Thaïlande |
| 0 | 0 | 0 | 0 | 0 | 0 | 0 | 0 | 0 | 0 | 0 | 0 | 0 | Vietnam |
| 8 | 5 | 0 | 2 | 0 | 0 | 0 | 0 | 0 | 0 | 0 | 0 | 0 | Autres pays d'Asie |

Population au 1.1.2004

Population par pays de nationalité, groupe d'âges et province - Communauté germanophone (suite)

| | Total | Moins de 18 ans | De 18 à 64 ans | 65 ans et plus | Moins de 5 ans | De 5 à 9 ans | De 10 à 14 ans | De 15 à 19 ans | De 20 à 24 ans | De 25 à 29 ans | De 30 à 34 ans |
|------------------------------|-------|-----------------|----------------|----------------|----------------|--------------|----------------|----------------|----------------|----------------|----------------|
| Algérie | 3 | 0 | 3 | 0 | 0 | 0 | 0 | 0 | 0 | 1 | 1 |
| Cameroun | 0 | | | | | | | | | | |
| Congo (Rép. dém.) | 4 | 0 | 3 | 1 | 0 | 0 | 0 | 0 | 0 | 1 | 1 |
| Côte-d'Ivoire | 2 | 0 | 2 | 0 | 0 | 0 | 0 | 0 | 0 | 0 | 2 |
| Egypte | 11 | 5 | 6 | 0 | 1 | 1 | 2 | 1 | 0 | 0 | 0 |
| Ghana | 2 | 0 | 2 | 0 | 0 | 0 | 0 | 0 | 0 | 0 | 1 |
| Maroc | 55 | 3 | 48 | 4 | 1 | 0 | 1 | 2 | 9 | 13 | 15 |
| Maurice | 5 | 1 | 4 | 0 | 0 | 1 | 0 | 0 | 0 | 1 | 1 |
| Sénégal | 1 | 0 | 1 | 0 | 0 | 0 | 0 | 0 | 0 | 1 | 0 |
| Tunisie | 1 | 0 | 1 | 0 | 0 | 0 | 0 | 0 | 0 | 0 | 1 |
| Autres pays d'Afrique | 6 | 0 | 6 | 0 | 0 | 0 | 0 | 0 | 0 | 2 | 3 |
| Amérique | | | | | | | | | | | |
| Brésil | 5 | 1 | 3 | 1 | 0 | 0 | 0 | 1 | 0 | 0 | 2 |
| Canada | 3 | 2 | 1 | 0 | 0 | 0 | 0 | 2 | 0 | 0 | 0 |
| Colombie | 2 | 0 | 2 | 0 | 0 | 0 | 0 | 0 | 0 | 0 | 0 |
| Etats-Unis d'Amérique | 12 | 2 | 7 | 3 | 0 | 0 | 1 | 1 | 1 | 0 | 0 |
| Pérou | 5 | 1 | 4 | 0 | 0 | 1 | 0 | 0 | 0 | 0 | 3 |
| Autres pays d'Amérique | 7 | 0 | 7 | 0 | 0 | 0 | 0 | 0 | 0 | 1 | 3 |
| Océanie | | | | | | | | | | | |
| Australie | 6 | 4 | 2 | 0 | 0 | 2 | 2 | 0 | 1 | 0 | 0 |
| Autres pays d'Océanie | 1 | 0 | 1 | 0 | 0 | 0 | 0 | 0 | 1 | 0 | 0 |
| Réfugiés | | | | | | | | | | | |
| D'origine indéterminée | 51 | 21 | 28 | 2 | 2 | 10 | 7 | 3 | 0 | 4 | 6 |
| D'origine déterminée | 27 | 12 | 14 | 1 | 6 | 2 | 2 | 2 | 1 | 2 | 2 |
| Apatrides ou inconnus | | | | | | | | | | | |
| Apatride | 2 | 0 | 2 | 0 | 0 | 0 | 0 | 0 | 0 | 1 | 0 |
| Inconnu | 6 | 5 | 1 | 0 | 3 | 0 | 2 | 0 | 0 | 1 | 0 |

Population au 1.1.2004

| De 35 à 39 ans | De 40 à 44 ans | De 45 à 49 ans | De 50 à 54 ans | De 55 à 59 ans | De 60 à 64 ans | De 65 à 69 ans | De 70 à 74 ans | De 75 à 79 ans | De 80 à 84 ans | De 85 à 89 ans | De 90 à 94 ans | 95 ans et plus | |
|----------------------|----------------------|----------------------|----------------------|----------------------|----------------------|----------------------|----------------------|----------------------|----------------------|----------------------|----------------------|----------------------|------------------------------|
| 1 | 0 | 0 | 0 | 0 | 0 | 0 | 0 | 0 | 0 | 0 | 0 | 0 | Algérie |
| | | | | | | | | | | | | | Cameroun |
| 1 | 0 | 0 | 0 | 0 | 0 | 1 | 0 | 0 | 0 | 0 | 0 | 0 | Congo (Rép. dém.) |
| 0 | 0 | 0 | 0 | 0 | 0 | 0 | 0 | 0 | 0 | 0 | 0 | 0 | Côte-d'Ivoire |
| 1 | 3 | 0 | 1 | 0 | 1 | 0 | 0 | 0 | 0 | 0 | 0 | 0 | Egypte |
| 1 | 0 | 0 | 0 | 0 | 0 | 0 | 0 | 0 | 0 | 0 | 0 | 0 | Ghana |
| 5 | 3 | 1 | 0 | 1 | 0 | 1 | 2 | 0 | 1 | 0 | 0 | 0 | Maroc |
| 0 | 0 | 1 | 1 | 0 | 0 | 0 | 0 | 0 | 0 | 0 | 0 | 0 | Maurice |
| 0 | 0 | 0 | 0 | 0 | 0 | 0 | 0 | 0 | 0 | 0 | 0 | 0 | Sénégal |
| 0 | 0 | 0 | 0 | 0 | 0 | 0 | 0 | 0 | 0 | 0 | 0 | 0 | Tunisie |
| 0 | 0 | 0 | 0 | 1 | 0 | 0 | 0 | 0 | 0 | 0 | 0 | 0 | Autres pays d'Afrique |
| | | | | | | | | | | | | | Amérique |
| 0 | 0 | 1 | 0 | 0 | 0 | 1 | 0 | 0 | 0 | 0 | 0 | 0 | Brésil |
| 1 | 0 | 0 | 0 | 0 | 0 | 0 | 0 | 0 | 0 | 0 | 0 | 0 | Canada |
| 0 | 1 | 1 | 0 | 0 | 0 | 0 | 0 | 0 | 0 | 0 | 0 | 0 | Colombie |
| 2 | 0 | 1 | 1 | 2 | 0 | 1 | 0 | 1 | 1 | 0 | 0 | 0 | Etats-Unis d'Amérique |
| 0 | 0 | 0 | 0 | 1 | 0 | 0 | 0 | 0 | 0 | 0 | 0 | 0 | Pérou |
| 1 | 1 | 0 | 0 | 1 | 0 | 0 | 0 | 0 | 0 | 0 | 0 | 0 | Autres pays d'Amérique |
| | | | | | | | | | | | | | Océanie |
| 0 | 0 | 0 | 0 | 1 | 0 | 0 | 0 | 0 | 0 | 0 | 0 | 0 | Australie |
| 0 | 0 | 0 | 0 | 0 | 0 | 0 | 0 | 0 | 0 | 0 | 0 | 0 | Autres pays d'Océanie |
| | | | | | | | | | | | | | Réfugiés |
| 8 | 2 | 2 | 3 | 2 | 0 | 0 | 0 | 0 | 1 | 0 | 1 | 0 | D'origine indéterminée |
| 4 | 1 | 2 | 0 | 0 | 2 | 0 | 0 | 0 | 0 | 1 | 0 | 0 | D'origine déterminée |
| | | | | | | | | | | | | | Apatrides ou inconnus |
| 0 | 0 | 0 | 0 | 0 | 1 | 0 | 0 | 0 | 0 | 0 | 0 | 0 | Apatride |
| 0 | 0 | 0 | 0 | 0 | 0 | 0 | 0 | 0 | 0 | 0 | 0 | 0 | Inconnu |

Population au 1.1.2004

Population par pays de nationalité, groupe d'âges et province - Province de Luxembourg

| | Total | Moins de 18 ans | De 18 à 64 ans | 65 ans et plus | Moins de 5 ans | De 5 à 9 ans | De 10 à 14 ans | De 15 à 19 ans | De 20 à 24 ans | De 25 à 29 ans | De 30 à 34 ans |
|--------------------------|---------|-----------------|----------------|----------------|----------------|--------------|----------------|----------------|----------------|----------------|----------------|
| Total | 254.120 | 61.065 | 152.064 | 40.991 | 16.374 | 16.469 | 17.607 | 17.274 | 15.951 | 15.736 | 18.018 |
| Étrangers | 11.890 | 1.674 | 8.897 | 1.319 | 415 | 451 | 503 | 517 | 698 | 1.015 | 1.361 |
| Union européenne | | | | | | | | | | | |
| Belgique | 242.230 | 59.391 | 143.167 | 39.672 | 15.959 | 16.018 | 17.104 | 16.757 | 15.253 | 14.721 | 16.657 |
| Allemagne | 224 | 27 | 168 | 29 | 12 | 10 | 3 | 3 | 7 | 15 | 20 |
| Autriche | 5 | 0 | 5 | 0 | 0 | 0 | 0 | 0 | 0 | 0 | 1 |
| Danemark | 14 | 4 | 8 | 2 | 1 | 1 | 1 | 1 | 0 | 1 | 4 |
| Espagne | 189 | 12 | 156 | 21 | 3 | 2 | 6 | 3 | 5 | 19 | 29 |
| Finlande | 5 | 0 | 5 | 0 | 0 | 0 | 0 | 0 | 0 | 0 | 0 |
| France | 4.968 | 588 | 3.751 | 629 | 125 | 171 | 187 | 166 | 249 | 421 | 570 |
| Grèce | 44 | 2 | 35 | 7 | 1 | 0 | 1 | 0 | 4 | 3 | 4 |
| Luxembourg | 1.339 | 201 | 927 | 211 | 49 | 56 | 59 | 54 | 47 | 63 | 122 |
| Irlande | 14 | 1 | 13 | 0 | 0 | 1 | 0 | 0 | 1 | 2 | 1 |
| Italie | 1.126 | 91 | 884 | 151 | 20 | 23 | 28 | 33 | 50 | 76 | 118 |
| Pays-Bas | 837 | 111 | 608 | 118 | 29 | 35 | 31 | 24 | 27 | 30 | 53 |
| Portugal | 916 | 252 | 643 | 21 | 69 | 63 | 75 | 69 | 67 | 77 | 99 |
| Grande-Bretagne | 178 | 25 | 135 | 18 | 6 | 7 | 6 | 7 | 4 | 11 | 11 |
| Suède | 10 | 3 | 7 | 0 | 2 | 0 | 1 | 1 | 0 | 0 | 1 |
| Reste de l'Europe | | | | | | | | | | | |
| Bulgarie | 17 | 3 | 14 | 0 | 0 | 1 | 2 | 0 | 2 | 3 | 3 |
| Bosnie-Herzégovine | 22 | 7 | 15 | 0 | 2 | 2 | 3 | 0 | 3 | 5 | 3 |
| Croatie | 12 | 2 | 10 | 0 | 0 | 1 | 0 | 1 | 1 | 1 | 1 |
| Hongrie | 17 | 5 | 12 | 0 | 2 | 2 | 0 | 1 | 0 | 4 | 4 |
| Lettonie | 3 | 1 | 2 | 0 | 0 | 1 | 0 | 1 | 0 | 0 | 1 |
| Lituanie | 1 | 0 | 1 | 0 | 0 | 0 | 0 | 0 | 0 | 0 | 1 |
| Macedoine (A.R.Y.) | 4 | 0 | 4 | 0 | 0 | 0 | 0 | 0 | 1 | 1 | 2 |
| Norvège | 1 | 0 | 1 | 0 | 0 | 0 | 0 | 0 | 0 | 0 | 0 |
| Pologne | 93 | 5 | 77 | 11 | 1 | 1 | 1 | 5 | 12 | 15 | 18 |
| Roumanie | 70 | 11 | 53 | 6 | 6 | 2 | 2 | 3 | 8 | 15 | 12 |
| Russie | 71 | 24 | 46 | 1 | 13 | 3 | 3 | 8 | 3 | 9 | 8 |
| Slovaquie | 8 | 3 | 5 | 0 | 1 | 0 | 1 | 1 | 1 | 1 | 1 |
| Slovénie | 2 | 0 | 1 | 1 | 0 | 0 | 0 | 0 | 0 | 0 | 1 |
| Suisse | 25 | 0 | 17 | 8 | 0 | 0 | 0 | 0 | 3 | 1 | 3 |
| Tchécoslovaquie | 2 | 1 | 1 | 0 | 0 | 0 | 0 | 1 | 0 | 0 | 1 |
| Tchéquie | 10 | 0 | 10 | 0 | 0 | 0 | 0 | 1 | 1 | 3 | 1 |
| Turquie | 224 | 37 | 163 | 24 | 11 | 11 | 8 | 18 | 40 | 28 | 27 |
| Yougoslavie (ex) | 98 | 26 | 71 | 1 | 6 | 7 | 9 | 9 | 14 | 12 | 18 |
| Autres pays d'Europe | 100 | 24 | 75 | 1 | 3 | 5 | 9 | 11 | 14 | 13 | 15 |
| Chine (Rép. populaire) | 50 | 9 | 39 | 2 | 2 | 3 | 4 | 1 | 4 | 5 | 6 |
| Inde | 5 | 0 | 5 | 0 | 0 | 0 | 0 | 0 | 0 | 1 | 0 |
| Indonésie | 1 | 0 | 1 | 0 | 0 | 0 | 0 | 0 | 0 | 0 | 0 |
| Iran | 4 | 0 | 4 | 0 | 0 | 0 | 0 | 0 | 1 | 1 | 0 |
| Israël | 0 | | | | | | | | | | |
| Japon | 11 | 1 | 9 | 1 | 0 | 0 | 0 | 2 | 2 | 3 | 0 |
| Liban | 9 | 0 | 5 | 4 | 0 | 0 | 0 | 0 | 1 | 2 | 1 |
| Pakistan | 3 | 0 | 3 | 0 | 0 | 0 | 0 | 0 | 1 | 0 | 2 |
| Philippines | 12 | 0 | 11 | 1 | 0 | 0 | 0 | 0 | 0 | 2 | 4 |
| Syrie | 3 | 0 | 3 | 0 | 0 | 0 | 0 | 0 | 0 | 1 | 1 |
| Thaïlande | 31 | 12 | 19 | 0 | 4 | 3 | 3 | 4 | 7 | 3 | 2 |
| Vietnam | 10 | 3 | 7 | 0 | 1 | 2 | 0 | 1 | 0 | 1 | 2 |
| Autres pays d'Asie | 93 | 32 | 58 | 3 | 15 | 7 | 6 | 6 | 10 | 9 | 14 |

Population au 1.1.2004

| De 35 à 39 ans | De 40 à 44 ans | De 45 à 49 ans | De 50 à 54 ans | De 55 à 59 ans | De 60 à 64 ans | De 65 à 69 ans | De 70 à 74 ans | De 75 à 79 ans | De 80 à 84 ans | De 85 à 89 ans | De 90 à 94 ans | 95 ans et plus | |
|----------------------|----------------------|----------------------|----------------------|----------------------|----------------------|----------------------|----------------------|----------------------|----------------------|----------------------|----------------------|-------------------|--------------------------|
| 19.098 | 19.333 | 17.506 | 15.966 | 13.662 | 10.135 | 11.048 | 10.919 | 9.227 | 6.065 | 2.410 | 1.119 | 203 | Total |
| 1.366 | 1.078 | 948 | 897 | 796 | 526 | 433 | 348 | 274 | 173 | 61 | 21 | 9 | Étrangers |
| | | | | | | | | | | | | | Union européenne |
| 17.732 | 18.255 | 16.558 | 15.069 | 12.866 | 9.609 | 10.615 | 10.571 | 8.953 | 5.892 | 2.349 | 1.098 | 194 | Belgique |
| 44 | 22 | 13 | 17 | 15 | 14 | 13 | 5 | 8 | 1 | 2 | 0 | 0 | Allemagne |
| 2 | 0 | 1 | 0 | 0 | 1 | 0 | 0 | 0 | 0 | 0 | 0 | 0 | Autriche |
| 2 | 0 | 1 | 0 | 0 | 0 | 2 | 0 | 0 | 0 | 0 | 0 | 0 | Danemark |
| 22 | 16 | 20 | 17 | 20 | 6 | 8 | 7 | 4 | 2 | 0 | 0 | 0 | Espagne |
| 2 | 0 | 1 | 0 | 1 | 1 | 0 | 0 | 0 | 0 | 0 | 0 | 0 | Finlande |
| 530 | 451 | 421 | 449 | 382 | 217 | 197 | 152 | 146 | 90 | 30 | 10 | 4 | France |
| 9 | 5 | 7 | 2 | 0 | 1 | 0 | 4 | 3 | 0 | 0 | 0 | 0 | Grèce |
| 165 | 144 | 130 | 95 | 84 | 60 | 56 | 69 | 35 | 26 | 14 | 8 | 3 | Luxembourg |
| 3 | 2 | 2 | 1 | 1 | 0 | 0 | 0 | 0 | 0 | 0 | 0 | 0 | Irlande |
| 128 | 80 | 99 | 110 | 108 | 102 | 48 | 34 | 39 | 20 | 8 | 2 | 0 | Italie |
| 78 | 83 | 85 | 82 | 104 | 58 | 58 | 34 | 15 | 7 | 3 | 0 | 1 | Pays-Bas |
| 112 | 108 | 66 | 48 | 26 | 16 | 6 | 9 | 2 | 3 | 1 | 0 | 0 | Portugal |
| 25 | 23 | 18 | 19 | 14 | 9 | 7 | 8 | 1 | 2 | 0 | 0 | 0 | Grande-Bretagne |
| 1 | 0 | 2 | 0 | 0 | 2 | 0 | 0 | 0 | 0 | 0 | 0 | 0 | Suède |
| | | | | | | | | | | | | | Reste de l'Europe |
| 2 | 1 | 2 | 1 | 0 | 0 | 0 | 0 | 0 | 0 | 0 | 0 | 0 | Bulgarie |
| 1 | 1 | 0 | 1 | 0 | 1 | 0 | 0 | 0 | 0 | 0 | 0 | 0 | Bosnie-Herzégovine |
| 1 | 2 | 3 | 1 | 0 | 0 | 0 | 0 | 0 | 0 | 0 | 0 | 0 | Croatie |
| 3 | 0 | 1 | 0 | 0 | 0 | 0 | 0 | 0 | 0 | 0 | 0 | 0 | Hongrie |
| 0 | 0 | 0 | 0 | 0 | 0 | 0 | 0 | 0 | 0 | 0 | 0 | 0 | Lettonie |
| 0 | 0 | 0 | 0 | 0 | 0 | 0 | 0 | 0 | 0 | 0 | 0 | 0 | Lituanie |
| 0 | 0 | 0 | 0 | 0 | 0 | 0 | 0 | 0 | 0 | 0 | 0 | 0 | Macedoine (A.R.Y.) |
| 0 | 0 | 0 | 0 | 0 | 1 | 0 | 0 | 0 | 0 | 0 | 0 | 0 | Norvège |
| 8 | 7 | 5 | 5 | 3 | 1 | 5 | 0 | 1 | 3 | 1 | 0 | 1 | Pologne |
| 6 | 3 | 3 | 1 | 2 | 1 | 1 | 2 | 1 | 1 | 1 | 0 | 0 | Roumanie |
| 8 | 9 | 2 | 2 | 2 | 0 | 0 | 1 | 0 | 0 | 0 | 0 | 0 | Russie |
| 1 | 1 | 0 | 0 | 0 | 0 | 0 | 0 | 0 | 0 | 0 | 0 | 0 | Slovaquie |
| 0 | 0 | 0 | 0 | 0 | 0 | 0 | 0 | 0 | 1 | 0 | 0 | 0 | Slovénie |
| 1 | 2 | 3 | 2 | 1 | 1 | 5 | 1 | 1 | 1 | 0 | 0 | 0 | Suisse |
| 0 | 0 | 0 | 0 | 0 | 0 | 0 | 0 | 0 | 0 | 0 | 0 | 0 | Tchécoslovaquie |
| 4 | 0 | 0 | 0 | 0 | 0 | 0 | 0 | 0 | 0 | 0 | 0 | 0 | Tchéquie |
| 25 | 17 | 3 | 1 | 3 | 8 | 12 | 6 | 4 | 2 | 0 | 0 | 0 | Turquie |
| 8 | 4 | 5 | 2 | 2 | 1 | 0 | 0 | 0 | 0 | 1 | 0 | 0 | Yougoslavie (ex) |
| 15 | 6 | 4 | 3 | 0 | 1 | 0 | 1 | 0 | 0 | 0 | 0 | 0 | Autres pays d'Europe |
| 5 | 5 | 5 | 4 | 4 | 0 | 1 | 0 | 0 | 1 | 0 | 0 | 0 | Chine (Rép. populaire) |
| 2 | 2 | 0 | 0 | 0 | 0 | 0 | 0 | 0 | 0 | 0 | 0 | 0 | Inde |
| 1 | 0 | 0 | 0 | 0 | 0 | 0 | 0 | 0 | 0 | 0 | 0 | 0 | Indonésie |
| 0 | 0 | 1 | 0 | 0 | 1 | 0 | 0 | 0 | 0 | 0 | 0 | 0 | Iran |
| 1 | 0 | 1 | 0 | 0 | 1 | 0 | 0 | 0 | 1 | 0 | 0 | 0 | Israël |
| 1 | 0 | 0 | 0 | 0 | 0 | 2 | 1 | 1 | 0 | 0 | 0 | 0 | Japon |
| 0 | 0 | 0 | 0 | 0 | 0 | 0 | 0 | 0 | 0 | 0 | 0 | 0 | Liban |
| 0 | 0 | 0 | 0 | 0 | 0 | 0 | 0 | 0 | 0 | 0 | 0 | 0 | Pakistan |
| 1 | 4 | 0 | 0 | 0 | 0 | 1 | 0 | 0 | 0 | 0 | 0 | 0 | Philippines |
| 0 | 0 | 1 | 0 | 0 | 0 | 0 | 0 | 0 | 0 | 0 | 0 | 0 | Syrie |
| 2 | 2 | 1 | 0 | 0 | 0 | 0 | 0 | 0 | 0 | 0 | 0 | 0 | Thaïlande |
| 1 | 1 | 0 | 0 | 1 | 0 | 0 | 0 | 0 | 0 | 0 | 0 | 0 | Vietnam |
| 9 | 7 | 2 | 3 | 1 | 1 | 0 | 1 | 1 | 1 | 0 | 0 | 0 | Autres pays d'Asie |

Population au 1.1.2004

Population par pays de nationalité, groupe d'âges et province - Province de Luxembourg (suite)

| | Total | Moins de 18 ans | De 18 à 64 ans | 65 ans et plus | Moins de 5 ans | De 5 à 9 ans | De 10 à 14 ans | De 15 à 19 ans | De 20 à 24 ans | De 25 à 29 ans | De 30 à 34 ans |
|------------------------|--------------|-----------------|----------------|----------------|----------------|--------------|----------------|----------------|----------------|----------------|----------------|
| Algérie | 82 | 16 | 59 | 7 | 6 | 3 | 3 | 6 | 5 | 11 | 15 |
| Angola | 12 | 5 | 7 | 0 | 2 | 2 | 1 | 0 | 0 | 3 | 1 |
| Burundi | 6 | 0 | 6 | 0 | 0 | 0 | 0 | 0 | 2 | 1 | 2 |
| Cameroun | 36 | 5 | 31 | 0 | 1 | 2 | 2 | 0 | 2 | 14 | 8 |
| Congo (Rép. dém.) | 80 | 11 | 64 | 5 | 5 | 2 | 3 | 7 | 8 | 8 | 15 |
| Côte-d'Ivoire | 19 | 0 | 19 | 0 | 0 | 0 | 0 | 0 | 3 | 7 | 6 |
| Egypte | 1 | 0 | 1 | 0 | 0 | 0 | 0 | 0 | 0 | 0 | 1 |
| Ghana | 4 | 2 | 2 | 0 | 0 | 0 | 1 | 1 | 0 | 1 | 0 |
| Maroc | 220 | 10 | 191 | 19 | 2 | 1 | 5 | 4 | 34 | 38 | 36 |
| Maurice | 48 | 3 | 44 | 1 | 0 | 1 | 2 | 0 | 15 | 6 | 6 |
| Nigeria | 4 | 0 | 4 | 0 | 0 | 0 | 0 | 0 | 0 | 0 | 1 |
| Rwanda | 14 | 4 | 10 | 0 | 2 | 1 | 1 | 0 | 1 | 2 | 1 |
| Sénégal | 23 | 1 | 22 | 0 | 1 | 0 | 0 | 0 | 2 | 6 | 10 |
| Tunisie | 43 | 4 | 39 | 0 | 2 | 1 | 1 | 0 | 3 | 8 | 12 |
| Autres pays d'Afrique | 118 | 24 | 94 | 0 | 4 | 7 | 12 | 4 | 12 | 25 | 21 |
| Amérique | | | | | | | | | | | |
| Brésil | 39 | 10 | 29 | 0 | 1 | 2 | 3 | 4 | 2 | 4 | 11 |
| Canada | 33 | 4 | 29 | 0 | 0 | 0 | 2 | 6 | 4 | 4 | 2 |
| Chili | 3 | 0 | 3 | 0 | 0 | 0 | 0 | 0 | 0 | 0 | 1 |
| Colombie | 7 | 0 | 7 | 0 | 0 | 0 | 0 | 2 | 1 | 1 | 1 |
| Dominicaine (Rép.) | 20 | 2 | 18 | 0 | 0 | 1 | 0 | 6 | 2 | 2 | 3 |
| Etats-Unis d'Amérique | 59 | 7 | 40 | 12 | 0 | 1 | 2 | 8 | 5 | 6 | 7 |
| Pérou | 15 | 3 | 11 | 1 | 1 | 1 | 1 | 0 | 0 | 1 | 4 |
| Autres pays d'Amérique | 48 | 14 | 33 | 1 | 3 | 1 | 3 | 19 | 1 | 6 | 4 |
| Océanie | | | | | | | | | | | |
| Australie | 9 | 2 | 7 | 0 | 0 | 0 | 0 | 7 | 2 | 0 | 0 |
| Autres pays d'Océanie | 3 | 1 | 2 | 0 | 0 | 1 | 0 | 1 | 0 | 0 | 0 |
| Réfugiés | | | | | | | | | | | |
| D'origine indéterminée | 2 | 0 | 2 | 0 | 0 | 0 | 0 | 0 | 0 | 0 | 0 |
| D'origine déterminée | 60 | 23 | 35 | 2 | 1 | 4 | 12 | 7 | 4 | 4 | 7 |
| Inconnu | 1 | 0 | 1 | 0 | 0 | 0 | 0 | 0 | 0 | 0 | 1 |

Population au 1.1.2004

| De 35 à 39 ans | De 40 à 44 ans | De 45 à 49 ans | De 50 à 54 ans | De 55 à 59 ans | De 60 à 64 ans | De 65 à 69 ans | De 70 à 74 ans | De 75 à 79 ans | De 80 à 84 ans | De 85 à 89 ans | De 90 à 94 ans | 95 ans et plus | |
|----------------------|----------------------|----------------------|----------------------|----------------------|----------------------|----------------------|----------------------|----------------------|----------------------|----------------------|----------------------|----------------------|------------------------|
| 9 | 3 | 5 | 4 | 4 | 1 | 3 | 0 | 1 | 2 | 0 | 1 | 0 | Algérie |
| 1 | 2 | 0 | 0 | 0 | 0 | 0 | 0 | 0 | 0 | 0 | 0 | 0 | Angola |
| 1 | 0 | 0 | 0 | 0 | 0 | 0 | 0 | 0 | 0 | 0 | 0 | 0 | Burundi |
| 5 | 0 | 2 | 0 | 0 | 0 | 0 | 0 | 0 | 0 | 0 | 0 | 0 | Cameroun |
| 9 | 8 | 4 | 3 | 2 | 1 | 0 | 4 | 0 | 1 | 0 | 0 | 0 | Congo (Rép. dém.) |
| 2 | 1 | 0 | 0 | 0 | 0 | 0 | 0 | 0 | 0 | 0 | 0 | 0 | Côte-d'Ivoire |
| 0 | 0 | 0 | 0 | 0 | 0 | 0 | 0 | 0 | 0 | 0 | 0 | 0 | Egypte |
| 0 | 0 | 1 | 0 | 0 | 0 | 0 | 0 | 0 | 0 | 0 | 0 | 0 | Ghana |
| 39 | 16 | 4 | 6 | 5 | 11 | 5 | 7 | 5 | 2 | 0 | 0 | 0 | Maroc |
| 8 | 7 | 1 | 1 | 0 | 0 | 0 | 0 | 0 | 1 | 0 | 0 | 0 | Maurice |
| 3 | 0 | 0 | 0 | 0 | 0 | 0 | 0 | 0 | 0 | 0 | 0 | 0 | Nigeria |
| 4 | 0 | 2 | 0 | 0 | 0 | 0 | 0 | 0 | 0 | 0 | 0 | 0 | Rwanda |
| 2 | 1 | 1 | 0 | 0 | 0 | 0 | 0 | 0 | 0 | 0 | 0 | 0 | Sénégal |
| 6 | 1 | 2 | 3 | 4 | 0 | 0 | 0 | 0 | 0 | 0 | 0 | 0 | Tunisie |
| 16 | 10 | 5 | 1 | 1 | 0 | 0 | 0 | 0 | 0 | 0 | 0 | 0 | Autres pays d'Afrique |
| Amérique | | | | | | | | | | | | | |
| 7 | 2 | 2 | 0 | 0 | 1 | 0 | 0 | 0 | 0 | 0 | 0 | 0 | Brésil |
| 2 | 1 | 2 | 5 | 3 | 2 | 0 | 0 | 0 | 0 | 0 | 0 | 0 | Canada |
| 1 | 1 | 0 | 0 | 0 | 0 | 0 | 0 | 0 | 0 | 0 | 0 | 0 | Chili |
| 1 | 1 | 0 | 0 | 0 | 0 | 0 | 0 | 0 | 0 | 0 | 0 | 0 | Colombie |
| 3 | 2 | 1 | 0 | 0 | 0 | 0 | 0 | 0 | 0 | 0 | 0 | 0 | Dominicaine (Rép.) |
| 2 | 6 | 2 | 3 | 3 | 2 | 2 | 1 | 5 | 4 | 0 | 0 | 0 | Etats-Unis d'Amérique |
| 4 | 1 | 1 | 0 | 0 | 0 | 1 | 0 | 0 | 0 | 0 | 0 | 0 | Pérou |
| 7 | 1 | 0 | 1 | 0 | 1 | 0 | 1 | 0 | 0 | 0 | 0 | 0 | Autres pays d'Amérique |
| Océanie | | | | | | | | | | | | | |
| 0 | 0 | 0 | 0 | 0 | 0 | 0 | 0 | 0 | 0 | 0 | 0 | 0 | Australie |
| 0 | 0 | 1 | 0 | 0 | 0 | 0 | 0 | 0 | 0 | 0 | 0 | 0 | Autres pays d'Océanie |
| Réfugiés | | | | | | | | | | | | | |
| 0 | 1 | 0 | 0 | 0 | 1 | 0 | 0 | 0 | 0 | 0 | 0 | 0 | D'origine indéterminée |
| 5 | 5 | 4 | 4 | 0 | 1 | 0 | 0 | 1 | 1 | 0 | 0 | 0 | D'origine déterminée |
| 0 | 0 | 0 | 0 | 0 | 0 | 0 | 0 | 0 | 0 | 0 | 0 | 0 | Inconnu |

Population au 1.1.2004

Population par pays de nationalité, groupe d'âges et province - Province de Namur

| | Total | Moins de 18 ans | De 18 à 64 ans | 65 ans et plus | Moins de 5 ans | De 5 à 9 ans | De 10 à 14 ans | De 15 à 19 ans | De 20 à 24 ans | De 25 à 29 ans | De 30 à 34 ans |
|--------------------------|---------|-----------------|----------------|----------------|----------------|--------------|----------------|----------------|----------------|----------------|----------------|
| Total | 452.856 | 101.816 | 276.799 | 74.241 | 26.722 | 27.542 | 29.890 | 29.038 | 28.368 | 27.595 | 31.048 |
| Étrangers | 18.488 | 1.619 | 13.911 | 2.958 | 390 | 392 | 475 | 680 | 1.233 | 1.679 | 1.898 |
| Union européenne | | | | | | | | | | | |
| Belgique | 434.368 | 100.197 | 262.888 | 71.283 | 26.332 | 27.150 | 29.415 | 28.358 | 27.135 | 25.916 | 29.150 |
| Allemagne | 256 | 16 | 185 | 55 | 5 | 6 | 5 | 4 | 7 | 9 | 26 |
| Autriche | 18 | 1 | 14 | 3 | 0 | 1 | 0 | 0 | 1 | 0 | 3 |
| Danemark | 10 | 0 | 9 | 1 | 0 | 0 | 0 | 0 | 0 | 1 | 2 |
| Espagne | 769 | 28 | 601 | 140 | 4 | 8 | 10 | 14 | 32 | 47 | 73 |
| Finlande | 17 | 4 | 13 | 0 | 0 | 1 | 1 | 2 | 2 | 2 | 5 |
| France | 4.946 | 369 | 3.816 | 761 | 87 | 81 | 115 | 151 | 433 | 449 | 496 |
| Grèce | 202 | 2 | 147 | 53 | 0 | 0 | 0 | 4 | 6 | 10 | 16 |
| Luxembourg | 160 | 13 | 109 | 38 | 2 | 5 | 5 | 3 | 8 | 4 | 8 |
| Irlande | 25 | 1 | 19 | 5 | 1 | 0 | 0 | 0 | 1 | 3 | 5 |
| Italie | 6.110 | 275 | 4.441 | 1.394 | 24 | 64 | 101 | 149 | 185 | 292 | 454 |
| Pays-Bas | 456 | 39 | 310 | 107 | 13 | 10 | 11 | 8 | 4 | 14 | 26 |
| Portugal | 600 | 119 | 432 | 49 | 34 | 38 | 36 | 21 | 36 | 38 | 77 |
| Grande-Bretagne | 247 | 35 | 189 | 23 | 11 | 10 | 9 | 8 | 15 | 17 | 18 |
| Suède | 15 | 0 | 11 | 4 | 0 | 0 | 0 | 0 | 0 | 3 | 4 |
| Reste de l'Europe | | | | | | | | | | | |
| Bulgarie | 30 | 6 | 22 | 2 | 1 | 1 | 2 | 2 | 4 | 3 | 5 |
| Bosnie-Herzégovine | 6 | 0 | 5 | 1 | 0 | 0 | 0 | 0 | 1 | 2 | 1 |
| Chypre | 2 | 0 | 2 | 0 | 0 | 0 | 0 | 0 | 0 | 2 | 0 |
| Croatie | 7 | 0 | 4 | 3 | 0 | 0 | 0 | 0 | 0 | 0 | 1 |
| Estonie | 1 | 0 | 1 | 0 | 0 | 0 | 0 | 0 | 0 | 0 | 0 |
| Hongrie | 34 | 5 | 24 | 5 | 0 | 3 | 1 | 3 | 1 | 6 | 5 |
| Lettonie | 2 | 0 | 2 | 0 | 0 | 0 | 0 | 0 | 1 | 0 | 0 |
| Lituanie | 2 | 0 | 2 | 0 | 0 | 0 | 0 | 0 | 1 | 1 | 0 |
| Macedoine (A.R.Y.) | 94 | 11 | 74 | 9 | 4 | 2 | 4 | 3 | 11 | 23 | 10 |
| Norvège | 6 | 1 | 4 | 1 | 0 | 0 | 0 | 1 | 0 | 0 | 1 |
| Pologne | 157 | 14 | 122 | 21 | 1 | 2 | 9 | 2 | 19 | 26 | 18 |
| Roumanie | 151 | 27 | 120 | 4 | 6 | 6 | 9 | 10 | 18 | 35 | 28 |
| Russie | 86 | 21 | 59 | 6 | 9 | 3 | 6 | 10 | 4 | 14 | 6 |
| Slovaquie | 12 | 2 | 10 | 0 | 0 | 0 | 1 | 2 | 2 | 4 | 1 |
| Slovénie | 4 | 0 | 3 | 1 | 0 | 0 | 0 | 0 | 0 | 2 | 0 |
| Suisse | 78 | 6 | 47 | 25 | 0 | 1 | 3 | 2 | 1 | 5 | 5 |
| Tchécoslovaquie | 5 | 0 | 4 | 1 | 0 | 0 | 0 | 0 | 2 | 2 | 0 |
| Tchéquie | 8 | 0 | 8 | 0 | 0 | 0 | 0 | 0 | 2 | 4 | 2 |
| Turquie | 414 | 51 | 311 | 52 | 10 | 13 | 12 | 31 | 50 | 65 | 46 |
| Yougoslavie (ex) | 222 | 58 | 149 | 15 | 18 | 17 | 15 | 11 | 24 | 35 | 33 |
| Autres pays d'Europe | 117 | 24 | 90 | 3 | 8 | 5 | 4 | 13 | 15 | 24 | 13 |
| Asie | | | | | | | | | | | |
| Bangladesh | 27 | 4 | 23 | 0 | 2 | 2 | 0 | 0 | 3 | 6 | 5 |
| Chine (Rép. populaire) | 223 | 33 | 169 | 21 | 14 | 7 | 5 | 14 | 30 | 39 | 25 |
| Inde | 12 | 2 | 10 | 0 | 2 | 0 | 0 | 1 | 0 | 2 | 2 |
| Indonésie | 5 | 0 | 5 | 0 | 0 | 0 | 0 | 0 | 0 | 0 | 4 |
| Iran | 4 | 1 | 3 | 0 | 1 | 0 | 0 | 1 | 0 | 0 | 0 |
| Israël | 2 | 0 | 2 | 0 | 0 | 0 | 0 | 0 | 0 | 0 | 2 |
| Japon | 15 | 3 | 12 | 0 | 0 | 1 | 1 | 1 | 1 | 1 | 2 |
| Liban | 21 | 0 | 19 | 2 | 0 | 0 | 0 | 0 | 3 | 5 | 5 |
| Pakistan | 18 | 1 | 17 | 0 | 0 | 1 | 0 | 0 | 2 | 4 | 6 |
| Philippines | 18 | 1 | 17 | 0 | 0 | 1 | 0 | 0 | 2 | 2 | 7 |
| Syrie | 14 | 6 | 8 | 0 | 5 | 1 | 0 | 1 | 0 | 5 | 1 |
| Thaïlande | 38 | 9 | 28 | 1 | 4 | 2 | 0 | 5 | 6 | 5 | 5 |
| Vietnam | 42 | 3 | 39 | 0 | 1 | 2 | 0 | 0 | 4 | 19 | 4 |
| Autres pays d'Asie | 144 | 43 | 99 | 2 | 18 | 8 | 10 | 11 | 12 | 11 | 29 |

Population au 1.1.2004

| De 35 à 39 ans | De 40 à 44 ans | De 45 à 49 ans | De 50 à 54 ans | De 55 à 59 ans | De 60 à 64 ans | De 65 à 69 ans | De 70 à 74 ans | De 75 à 79 ans | De 80 à 84 ans | De 85 à 89 ans | De 90 à 94 ans | 95 ans et plus | |
|----------------------|----------------------|----------------------|----------------------|----------------------|----------------------|----------------------|----------------------|----------------------|----------------------|----------------------|----------------------|-------------------|--------------------------|
| 33.062 | 34.685 | 32.679 | 31.311 | 27.413 | 19.262 | 20.173 | 19.725 | 16.564 | 11.229 | 4.134 | 1.973 | 443 | Total |
| 1.963 | 1.745 | 1.551 | 1.454 | 1.191 | 879 | 833 | 836 | 677 | 419 | 125 | 57 | 11 | Étrangers |
| | | | | | | | | | | | | | Union européenne |
| 31.099 | 32.940 | 31.128 | 29.857 | 26.222 | 18.383 | 19.340 | 18.889 | 15.887 | 10.810 | 4.009 | 1.916 | 432 | Belgique |
| 30 | 29 | 32 | 22 | 9 | 17 | 17 | 5 | 22 | 9 | 2 | 0 | 0 | Allemagne |
| 2 | 2 | 2 | 1 | 1 | 2 | 0 | 1 | 0 | 1 | 0 | 1 | 0 | Autriche |
| 1 | 2 | 0 | 1 | 1 | 1 | 1 | 0 | 0 | 0 | 0 | 0 | 0 | Danemark |
| 112 | 109 | 71 | 51 | 57 | 41 | 47 | 50 | 29 | 11 | 2 | 1 | 0 | Espagne |
| 2 | 0 | 2 | 0 | 0 | 0 | 0 | 0 | 0 | 0 | 0 | 0 | 0 | Finlande |
| 514 | 395 | 362 | 439 | 416 | 247 | 220 | 191 | 161 | 123 | 35 | 23 | 8 | France |
| 24 | 23 | 31 | 21 | 8 | 6 | 18 | 26 | 7 | 2 | 0 | 0 | 0 | Grèce |
| 17 | 22 | 13 | 12 | 10 | 13 | 10 | 13 | 6 | 6 | 3 | 0 | 0 | Luxembourg |
| 4 | 1 | 3 | 0 | 2 | 0 | 0 | 1 | 2 | 2 | 0 | 0 | 0 | Irlande |
| 588 | 650 | 734 | 647 | 467 | 361 | 363 | 403 | 354 | 197 | 50 | 26 | 1 | Italie |
| 44 | 63 | 35 | 42 | 45 | 34 | 32 | 34 | 19 | 13 | 8 | 1 | 0 | Pays-Bas |
| 75 | 73 | 31 | 42 | 25 | 25 | 17 | 12 | 12 | 8 | 0 | 0 | 0 | Portugal |
| 30 | 19 | 22 | 26 | 25 | 14 | 7 | 3 | 6 | 4 | 2 | 1 | 0 | Grande-Bretagne |
| 1 | 1 | 0 | 0 | 1 | 1 | 2 | 2 | 0 | 0 | 0 | 0 | 0 | Suède |
| | | | | | | | | | | | | | Reste de l'Europe |
| 6 | 1 | 2 | 1 | 0 | 0 | 0 | 2 | 0 | 0 | 0 | 0 | 0 | Bulgarie |
| 0 | 0 | 0 | 0 | 0 | 1 | 0 | 1 | 0 | 0 | 0 | 0 | 0 | Bosnie-Herzégovine |
| 0 | 0 | 0 | 0 | 0 | 0 | 0 | 0 | 0 | 0 | 0 | 0 | 0 | Chypre |
| 0 | 0 | 0 | 1 | 2 | 0 | 2 | 0 | 0 | 0 | 1 | 0 | 0 | Croatie |
| 1 | 0 | 0 | 0 | 0 | 0 | 0 | 0 | 0 | 0 | 0 | 0 | 0 | Estonie |
| 4 | 2 | 1 | 1 | 0 | 2 | 1 | 1 | 0 | 1 | 1 | 0 | 1 | Hongrie |
| 0 | 1 | 0 | 0 | 0 | 0 | 0 | 0 | 0 | 0 | 0 | 0 | 0 | Lettonie |
| 0 | 0 | 0 | 0 | 0 | 0 | 0 | 0 | 0 | 0 | 0 | 0 | 0 | Lituanie |
| 9 | 1 | 3 | 3 | 5 | 7 | 5 | 2 | 1 | 1 | 0 | 0 | 0 | Macedoine (A.R.Y.) |
| 1 | 0 | 1 | 1 | 0 | 0 | 0 | 1 | 0 | 0 | 0 | 0 | 0 | Norvège |
| 20 | 8 | 15 | 5 | 3 | 8 | 3 | 1 | 6 | 9 | 1 | 1 | 0 | Pologne |
| 15 | 5 | 9 | 3 | 2 | 1 | 0 | 3 | 1 | 0 | 0 | 0 | 0 | Roumanie |
| 7 | 10 | 3 | 4 | 3 | 1 | 3 | 0 | 1 | 1 | 1 | 0 | 0 | Russie |
| 2 | 0 | 0 | 0 | 0 | 0 | 0 | 0 | 0 | 0 | 0 | 0 | 0 | Slovaquie |
| 0 | 0 | 0 | 0 | 0 | 1 | 0 | 0 | 0 | 0 | 1 | 0 | 0 | Slovénie |
| 9 | 5 | 5 | 5 | 6 | 6 | 4 | 4 | 4 | 6 | 6 | 1 | 0 | Suisse |
| 0 | 0 | 0 | 0 | 0 | 0 | 0 | 0 | 0 | 1 | 0 | 0 | 0 | Tchécoslovaquie |
| 0 | 0 | 0 | 0 | 0 | 0 | 0 | 0 | 0 | 0 | 0 | 0 | 0 | Tchéquie |
| 38 | 28 | 14 | 23 | 15 | 17 | 15 | 20 | 10 | 3 | 2 | 2 | 0 | Turquie |
| 21 | 12 | 4 | 4 | 7 | 6 | 8 | 3 | 3 | 1 | 0 | 0 | 0 | Yougoslavie (ex) |
| 8 | 14 | 4 | 3 | 1 | 2 | 1 | 2 | 0 | 0 | 0 | 0 | 0 | Autres pays d'Europe |
| | | | | | | | | | | | | | Asie |
| 4 | 3 | 1 | 0 | 1 | 0 | 0 | 0 | 0 | 0 | 0 | 0 | 0 | Bangladesh |
| 21 | 21 | 9 | 2 | 9 | 6 | 8 | 8 | 3 | 1 | 1 | 0 | 0 | Chine (Rép. populaire) |
| 2 | 2 | 1 | 0 | 0 | 0 | 0 | 0 | 0 | 0 | 0 | 0 | 0 | Inde |
| 1 | 0 | 0 | 0 | 0 | 0 | 0 | 0 | 0 | 0 | 0 | 0 | 0 | Indonésie |
| 0 | 2 | 0 | 0 | 0 | 0 | 0 | 0 | 0 | 0 | 0 | 0 | 0 | Iran |
| 0 | 0 | 0 | 0 | 0 | 0 | 0 | 0 | 0 | 0 | 0 | 0 | 0 | Israël |
| 3 | 2 | 1 | 1 | 0 | 1 | 0 | 0 | 0 | 0 | 0 | 0 | 0 | Japon |
| 0 | 3 | 1 | 1 | 1 | 0 | 1 | 0 | 0 | 1 | 0 | 0 | 0 | Liban |
| 2 | 0 | 1 | 1 | 1 | 0 | 0 | 0 | 0 | 0 | 0 | 0 | 0 | Pakistan |
| 2 | 3 | 1 | 0 | 0 | 0 | 0 | 0 | 0 | 0 | 0 | 0 | 0 | Philippines |
| 0 | 1 | 0 | 0 | 0 | 0 | 0 | 0 | 0 | 0 | 0 | 0 | 0 | Syrie |
| 4 | 4 | 2 | 0 | 0 | 0 | 0 | 0 | 1 | 0 | 0 | 0 | 0 | Thaïlande |
| 4 | 3 | 3 | 2 | 0 | 0 | 0 | 0 | 0 | 0 | 0 | 0 | 0 | Vietnam |
| 20 | 10 | 5 | 2 | 3 | 3 | 1 | 1 | 0 | 0 | 0 | 0 | 0 | Autres pays d'Asie |

Population au 1.1.2004

Population par pays de nationalité, groupe d'âges et province - Province de Namur (suite)

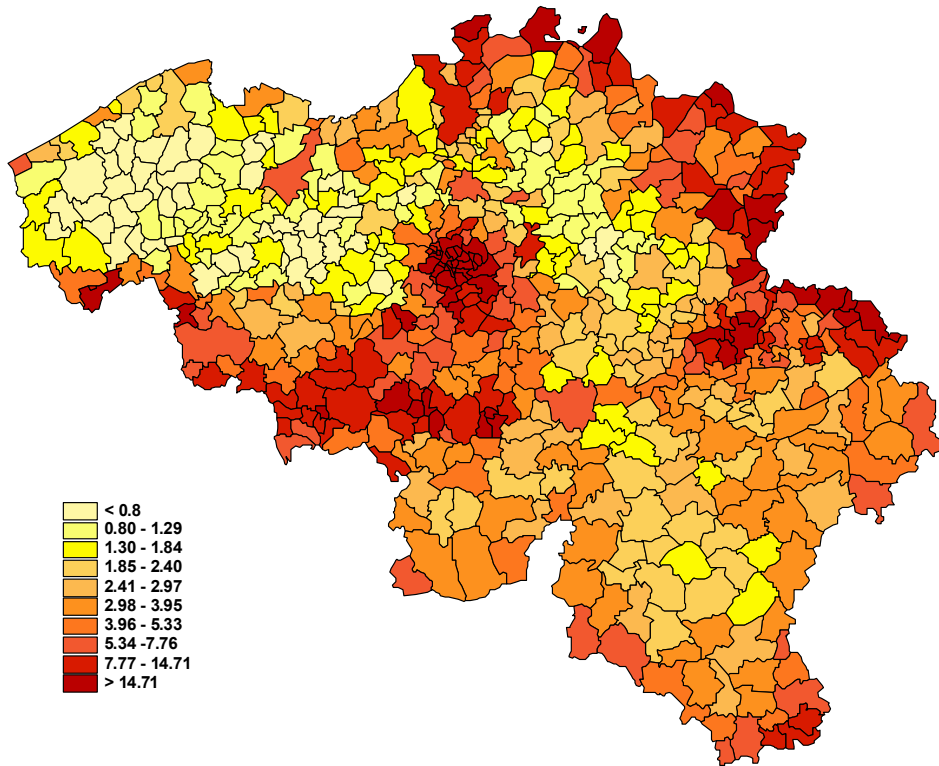
| Total | Moins de 18 ans | De 18 à 64 ans | 65 ans et plus | Moins de 5 ans | De 5 à 9 ans | De 10 à 14 ans | De 15 à 19 ans | De 20 à 24 ans | De 25 à 29 ans | De 30 à 34 ans |
|------------------------------|-----------------|----------------|----------------|----------------|--------------|----------------|----------------|----------------|----------------|----------------|
| Afrique | | | | | | | | | | |
| Afrique du Sud (Rép.) | 4 | 0 | 4 | 0 | 0 | 0 | 2 | 1 | 0 | 0 |
| Algérie | 121 | 9 | 91 | 21 | 3 | 4 | 1 | 2 | 20 | 23 |
| Angola | 4 | 1 | 2 | 1 | 1 | 0 | 0 | 0 | 0 | 0 |
| Burundi | 68 | 21 | 47 | 0 | 12 | 6 | 6 | 5 | 7 | 11 |
| Cameroun | 134 | 8 | 124 | 2 | 2 | 3 | 6 | 33 | 40 | 23 |
| Congo (Rép. dém.) | 375 | 62 | 296 | 17 | 18 | 12 | 31 | 42 | 53 | 50 |
| Côte-d'Ivoire | 51 | 1 | 50 | 0 | 1 | 0 | 2 | 3 | 15 | 22 |
| Egypte | 9 | 0 | 9 | 0 | 0 | 0 | 0 | 1 | 3 | 3 |
| Ghana | 11 | 3 | 8 | 0 | 0 | 2 | 2 | 0 | 1 | 2 |
| Maroc | 638 | 82 | 512 | 44 | 18 | 24 | 29 | 72 | 123 | 103 |
| Maurice | 85 | 11 | 69 | 5 | 1 | 3 | 4 | 3 | 6 | 11 |
| Nigeria | 12 | 0 | 12 | 0 | 0 | 0 | 0 | 2 | 0 | 4 |
| Rwanda | 88 | 20 | 68 | 0 | 3 | 4 | 11 | 8 | 14 | 16 |
| Sénégal | 48 | 6 | 42 | 0 | 4 | 0 | 6 | 5 | 9 | 9 |
| Tunisie | 98 | 2 | 96 | 0 | 2 | 0 | 1 | 13 | 39 | 19 |
| Autres pays d'Afrique | 209 | 44 | 164 | 1 | 17 | 14 | 6 | 13 | 38 | 48 |
| Amérique | | | | | | | | | | |
| Bésil | 42 | 10 | 31 | 1 | 1 | 2 | 3 | 5 | 7 | 9 |
| Canada | 82 | 14 | 64 | 4 | 4 | 5 | 5 | 12 | 14 | 2 |
| Chili | 19 | 2 | 16 | 1 | 0 | 1 | 1 | 2 | 0 | 5 |
| Colombie | 16 | 2 | 12 | 2 | 1 | 0 | 2 | 3 | 2 | 2 |
| Dominicaine (Rép.) | 1 | 0 | 1 | 0 | 0 | 0 | 0 | 0 | 1 | 0 |
| Etats-Unis d'Amérique | 85 | 10 | 62 | 13 | 2 | 1 | 13 | 9 | 4 | 3 |
| Pérou | 20 | 1 | 19 | 0 | 0 | 0 | 1 | 1 | 3 | 9 |
| Autres pays d'Amérique | 99 | 13 | 82 | 4 | 1 | 1 | 18 | 13 | 12 | 17 |
| Océanie | | | | | | | | | | |
| Australie | 20 | 2 | 18 | 0 | 1 | 0 | 7 | 5 | 2 | 1 |
| Réfugiés | | | | | | | | | | |
| D'origine indéterminée | 34 | 15 | 17 | 2 | 7 | 0 | 2 | 1 | 4 | 0 |
| D'origine déterminée | 228 | 43 | 156 | 29 | 5 | 9 | 28 | 28 | 13 | 20 |
| Apatrides ou inconnus | | | | | | | | | | |
| Apatride | 14 | 0 | 12 | 2 | 0 | 0 | 0 | 0 | 3 | 0 |
| Inconnu | 21 | 3 | 17 | 1 | 1 | 1 | 2 | 2 | 5 | 1 |

Population au 1.1.2004

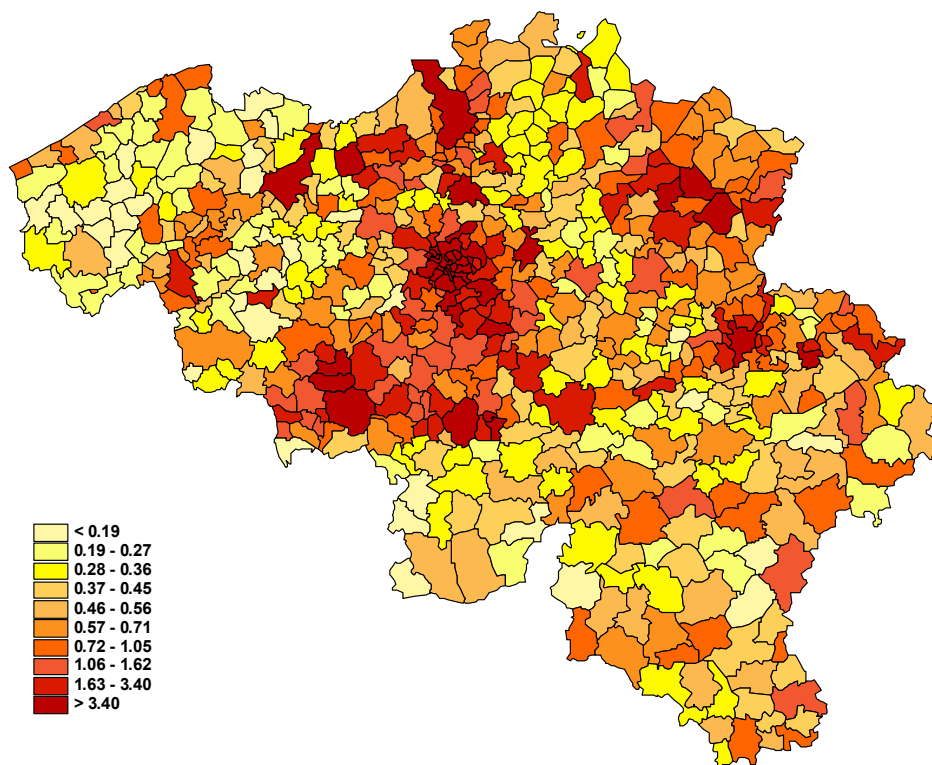
| De 35 à 39 ans | De 40 à 44 ans | De 45 à 49 ans | De 50 à 54 ans | De 55 à 59 ans | De 60 à 64 ans | De 65 à 69 ans | De 70 à 74 ans | De 75 à 79 ans | De 80 à 84 ans | De 85 à 89 ans | De 90 à 94 ans | 95 ans et plus | |
|----------------------|----------------------|----------------------|----------------------|----------------------|----------------------|----------------------|----------------------|----------------------|----------------------|----------------------|----------------------|----------------------|------------------------------|
| | | | | | | | | | | | | | Afrique |
| 1 | 0 | 0 | 0 | 0 | 0 | 0 | 0 | 0 | 0 | 0 | 0 | 0 | Afrique du Sud (Rép.) |
| 15 | 11 | 5 | 4 | 5 | 5 | 12 | 5 | 2 | 1 | 1 | 0 | 0 | Algérie |
| 0 | 0 | 2 | 0 | 0 | 0 | 0 | 0 | 0 | 0 | 1 | 0 | 0 | Angola |
| 14 | 5 | 0 | 1 | 0 | 0 | 0 | 0 | 0 | 0 | 0 | 0 | 0 | Burundi |
| 18 | 2 | 1 | 0 | 1 | 1 | 1 | 0 | 0 | 0 | 1 | 0 | 0 | Cameroun |
| 50 | 33 | 28 | 9 | 11 | 6 | 6 | 8 | 3 | 0 | 0 | 0 | 0 | Congo (Rép. dém.) |
| 4 | 3 | 1 | 0 | 0 | 0 | 0 | 0 | 0 | 0 | 0 | 0 | 0 | Côte-d'Ivoire |
| 0 | 0 | 1 | 1 | 0 | 0 | 0 | 0 | 0 | 0 | 0 | 0 | 0 | Egypte |
| 2 | 2 | 0 | 0 | 0 | 0 | 0 | 0 | 0 | 0 | 0 | 0 | 0 | Ghana |
| 67 | 47 | 30 | 27 | 13 | 19 | 21 | 13 | 7 | 2 | 1 | 0 | 0 | Maroc |
| 16 | 13 | 8 | 5 | 3 | 1 | 0 | 3 | 2 | 0 | 0 | 0 | 0 | Maurice |
| 2 | 2 | 1 | 1 | 0 | 0 | 0 | 0 | 0 | 0 | 0 | 0 | 0 | Nigeria |
| 9 | 9 | 1 | 3 | 3 | 1 | 0 | 0 | 0 | 0 | 0 | 0 | 0 | Rwanda |
| 8 | 5 | 1 | 1 | 0 | 0 | 0 | 0 | 0 | 0 | 0 | 0 | 0 | Sénégal |
| 13 | 5 | 1 | 2 | 2 | 1 | 0 | 0 | 0 | 0 | 0 | 0 | 0 | Tunisie |
| 31 | 22 | 7 | 2 | 1 | 1 | 0 | 1 | 0 | 0 | 0 | 0 | 0 | Autres pays d'Afrique |
| | | | | | | | | | | | | | Amérique |
| 2 | 2 | 3 | 1 | 0 | 0 | 0 | 0 | 1 | 0 | 0 | 0 | 0 | Brésil |
| 12 | 6 | 6 | 4 | 2 | 4 | 0 | 2 | 1 | 1 | 0 | 0 | 0 | Canada |
| 1 | 1 | 1 | 4 | 1 | 0 | 0 | 1 | 0 | 0 | 0 | 0 | 0 | Chili |
| 0 | 1 | 0 | 1 | 0 | 1 | 0 | 1 | 1 | 0 | 0 | 0 | 0 | Colombie |
| 0 | 0 | 0 | 0 | 0 | 0 | 0 | 0 | 0 | 0 | 0 | 0 | 0 | Dominicaine (Rép.) |
| 12 | 11 | 3 | 2 | 5 | 4 | 2 | 3 | 3 | 3 | 2 | 0 | 0 | Etats-Unis d'Amérique |
| 2 | 2 | 1 | 1 | 0 | 0 | 0 | 0 | 0 | 0 | 0 | 0 | 0 | Pérou |
| 16 | 6 | 1 | 2 | 2 | 1 | 3 | 1 | 0 | 0 | 0 | 0 | 0 | Autres pays d'Amérique |
| | | | | | | | | | | | | | Océanie |
| 1 | 1 | 1 | 0 | 1 | 0 | 0 | 0 | 0 | 0 | 0 | 0 | 0 | Australie |
| | | | | | | | | | | | | | Réfugiés |
| 2 | 3 | 4 | 2 | 1 | 0 | 0 | 0 | 0 | 2 | 0 | 0 | 0 | D'origine indéterminée |
| 15 | 21 | 17 | 10 | 12 | 7 | 2 | 8 | 8 | 7 | 3 | 0 | 1 | D'origine déterminée |
| | | | | | | | | | | | | | Apatrides ou inconnus |
| 1 | 1 | 1 | 4 | 1 | 1 | 0 | 0 | 0 | 2 | 0 | 0 | 0 | Apatride |
| 1 | 1 | 2 | 0 | 1 | 2 | 0 | 0 | 1 | 0 | 0 | 0 | 0 | Inconnu |

Population au 1.1.2004

Proportion d'étrangers au 1.1.2004 (en %)



Proportion d'étrangers non UE au 1.1.2004 (en %)



Population au 1.1.2004

Population par pays de nationalité, sexe, état civil et province - Belgique

| | Hommes | | | | | | Femmes | | | | |
|--------------------------|------------|-----------|--------------------|-----------|---------|---------------|-----------|--------------------|-----------|---------|----------------|
| | Total | Total | Céliba - taires | Mariés | Veufs | Divor- cés | Total | Céliba - taires | Mariées | Veuves | Divor- cées |
| Total | 10.396.421 | 5.087.176 | 2.310.576 | 2.309.421 | 135.818 | 331.361 | 5.309.245 | 2.017.641 | 2.314.167 | 586.859 | 390.578 |
| Étrangers | 860.287 | 442.639 | 179.862 | 227.156 | 7.734 | 27.887 | 417.648 | 152.764 | 207.236 | 34.643 | 23.005 |
| Union européenne | | | | | | | | | | | |
| Belgique | 9.536.134 | 4.644.537 | 2.130.714 | 2.082.265 | 128.084 | 303.474 | 4.891.597 | 1.864.877 | 2.106.931 | 552.216 | 367.573 |
| Allemagne | 35.530 | 17.782 | 7.462 | 8.794 | 335 | 1.191 | 17.748 | 7.457 | 7.991 | 988 | 1.312 |
| Autriche | 2.349 | 1.137 | 529 | 504 | 12 | 92 | 1.212 | 626 | 463 | 47 | 76 |
| Danemark | 3.394 | 1.621 | 858 | 691 | 17 | 55 | 1.773 | 987 | 675 | 23 | 88 |
| Espagne | 43.802 | 22.025 | 8.675 | 11.465 | 463 | 1.422 | 21.777 | 7.914 | 10.597 | 1.965 | 1.301 |
| Finlande | 2.976 | 1.157 | 632 | 489 | 5 | 31 | 1.819 | 1.059 | 662 | 11 | 87 |
| France | 114.943 | 55.398 | 25.648 | 24.163 | 1.098 | 4.489 | 59.545 | 25.707 | 23.394 | 5.382 | 5.062 |
| Grèce | 17.096 | 8.978 | 3.595 | 4.665 | 175 | 543 | 8.118 | 2.801 | 4.035 | 809 | 473 |
| Luxembourg | 4.312 | 2.479 | 845 | 1.307 | 77 | 250 | 1.833 | 773 | 686 | 194 | 180 |
| Irlande | 3.466 | 1.593 | 919 | 629 | 7 | 38 | 1.873 | 1.108 | 697 | 16 | 52 |
| Italie | 183.021 | 99.876 | 28.812 | 60.576 | 2.777 | 7.711 | 83.145 | 20.110 | 45.331 | 13.073 | 4.631 |
| Pays-Bas | 100.700 | 54.910 | 20.265 | 29.071 | 1.259 | 4.315 | 45.790 | 17.211 | 22.584 | 2.798 | 3.197 |
| Portugal | 26.802 | 13.595 | 6.618 | 6.174 | 116 | 687 | 13.207 | 5.863 | 6.100 | 447 | 797 |
| Grande-Bretagne | 26.183 | 14.440 | 6.376 | 7.000 | 235 | 829 | 11.743 | 5.521 | 5.110 | 476 | 636 |
| Suède | 4.437 | 2.094 | 1.064 | 917 | 20 | 93 | 2.343 | 1.373 | 839 | 35 | 96 |
| Reste de l'Europe | | | | | | | | | | | |
| Bosnie-Herzégovine | 1.060 | 556 | 268 | 273 | 3 | 12 | 504 | 216 | 237 | 37 | 14 |
| Bulgarie | 2.214 | 935 | 498 | 401 | 7 | 29 | 1.279 | 543 | 632 | 35 | 69 |
| Chypre | 85 | 35 | 19 | 13 | 0 | 3 | 50 | 27 | 21 | 2 | 0 |
| Croatie | 656 | 300 | 109 | 175 | 5 | 11 | 356 | 108 | 196 | 43 | 9 |
| Estonie | 179 | 59 | 35 | 21 | 1 | 2 | 120 | 73 | 44 | 0 | 3 |
| Hongrie | 1.529 | 615 | 336 | 246 | 6 | 27 | 914 | 430 | 424 | 24 | 36 |
| Lettonie | 239 | 63 | 44 | 19 | 0 | 0 | 176 | 93 | 67 | 1 | 15 |
| Lituanie | 304 | 86 | 58 | 27 | 0 | 1 | 218 | 125 | 78 | 6 | 9 |
| Macedoine (A.R.Y.) | 2.117 | 1.131 | 436 | 602 | 13 | 80 | 986 | 364 | 513 | 64 | 45 |
| Norvège | 1.347 | 680 | 340 | 301 | 12 | 27 | 667 | 366 | 265 | 9 | 27 |
| Pologne | 11.570 | 4.582 | 2.354 | 2.014 | 43 | 171 | 6.988 | 2.692 | 3.557 | 414 | 325 |
| Roumanie | 4.617 | 1.941 | 978 | 887 | 10 | 66 | 2.676 | 1.063 | 1.408 | 89 | 116 |
| Russie | 3.655 | 1.327 | 714 | 580 | 3 | 30 | 2.328 | 787 | 1.382 | 58 | 101 |
| Slovaquie | 972 | 371 | 242 | 123 | 3 | 3 | 601 | 318 | 265 | 9 | 9 |
| Slovénie | 256 | 110 | 46 | 57 | 1 | 6 | 146 | 86 | 45 | 12 | 3 |
| Suisse | 1.973 | 986 | 306 | 561 | 49 | 70 | 987 | 401 | 426 | 90 | 70 |
| Tchécoslovaquie | 237 | 88 | 43 | 38 | 0 | 7 | 149 | 55 | 86 | 5 | 3 |
| Tchéquie | 1.102 | 395 | 267 | 118 | 2 | 8 | 707 | 357 | 314 | 8 | 28 |
| Turquie | 41.336 | 20.569 | 5.651 | 13.918 | 167 | 833 | 20.767 | 4.422 | 14.118 | 1.716 | 511 |
| Yougoslavie (ex) | 7.052 | 3.724 | 1.960 | 1.584 | 40 | 140 | 3.328 | 1.627 | 1.416 | 214 | 71 |
| Autres pays d'Europe | 4.271 | 1.742 | 842 | 848 | 11 | 41 | 2.529 | 888 | 1.504 | 46 | 91 |
| Asie | | | | | | | | | | | |
| Bangladesh | 851 | 484 | 283 | 195 | 0 | 6 | 367 | 127 | 234 | 5 | 1 |
| Chine (Rép. populaire) | 6.883 | 3.280 | 1.942 | 1.262 | 17 | 59 | 3.603 | 1.837 | 1.590 | 87 | 89 |
| Inde | 4.363 | 2.688 | 1.392 | 1.211 | 12 | 73 | 1.675 | 552 | 1.074 | 32 | 17 |
| Indonésie | 954 | 305 | 166 | 129 | 1 | 9 | 649 | 172 | 441 | 21 | 15 |
| Iran | 1.073 | 539 | 217 | 304 | 4 | 14 | 534 | 146 | 319 | 47 | 22 |
| Israël | 1.592 | 862 | 368 | 467 | 5 | 22 | 730 | 278 | 412 | 28 | 12 |
| Japon | 3.958 | 1.865 | 792 | 1.050 | 2 | 21 | 2.093 | 864 | 1.186 | 11 | 32 |
| Liban | 1.107 | 678 | 311 | 338 | 8 | 21 | 429 | 150 | 227 | 45 | 7 |
| Pakistan | 2.621 | 1.850 | 825 | 837 | 32 | 156 | 771 | 247 | 495 | 21 | 8 |
| Philippines | 3.405 | 930 | 513 | 399 | 6 | 12 | 2.475 | 782 | 1.537 | 84 | 72 |
| Syrie | 887 | 543 | 177 | 336 | 2 | 28 | 344 | 95 | 225 | 22 | 2 |
| Thaïlande | 2.444 | 444 | 396 | 40 | 3 | 5 | 2.000 | 543 | 1.321 | 29 | 107 |
| Vietnam | 928 | 327 | 191 | 130 | 1 | 5 | 601 | 179 | 381 | 19 | 22 |
| Autres pays d'Asie | 6.682 | 3.115 | 1.746 | 1.297 | 25 | 47 | 3.567 | 1.550 | 1.840 | 125 | 52 |

Population par pays de nationalité, sexe, état civil et province - Belgique (suite)

| | Hommes | | | | | | Femmes | | | | |
|------------------------------|--------|--------|--------------------|--------|-------|---------------|--------|--------------------|---------|--------|----------------|
| | Total | Total | Céliba - taires | Mariés | Veufs | Divor- cés | Total | Céliba - taires | Mariées | Veuves | Divor- cées |
| Afrique | | | | | | | | | | | |
| Afrique du Sud (Rép.) | 780 | 359 | 184 | 164 | 1 | 10 | 421 | 187 | 213 | 7 | 14 |
| Algérie | 7.336 | 4.252 | 1.544 | 2.418 | 39 | 251 | 3.084 | 856 | 1.755 | 343 | 130 |
| Angola | 1.237 | 646 | 493 | 136 | 9 | 8 | 591 | 453 | 115 | 18 | 5 |
| Burundi | 874 | 416 | 258 | 150 | 2 | 6 | 458 | 248 | 186 | 18 | 6 |
| Cameroun | 2.432 | 1.265 | 880 | 357 | 1 | 27 | 1.167 | 721 | 404 | 22 | 20 |
| Congo (Rép. dém.) | 13.823 | 6.981 | 4.663 | 2.075 | 76 | 167 | 6.842 | 4.592 | 1.720 | 406 | 124 |
| Côte-d'Ivoire | 831 | 457 | 299 | 140 | 3 | 15 | 374 | 174 | 180 | 7 | 13 |
| Egypte | 844 | 591 | 204 | 345 | 0 | 42 | 253 | 79 | 151 | 16 | 7 |
| Ghana | 2.509 | 1.284 | 832 | 354 | 6 | 92 | 1.225 | 789 | 368 | 9 | 59 |
| Maroc | 81.763 | 43.636 | 18.001 | 23.066 | 211 | 2.358 | 38.127 | 10.674 | 22.782 | 2.891 | 1.780 |
| Maurice | 751 | 215 | 111 | 84 | 2 | 18 | 536 | 87 | 400 | 27 | 22 |
| Nigeria | 1.636 | 875 | 550 | 292 | 4 | 29 | 761 | 404 | 325 | 11 | 21 |
| Rwanda | 1.123 | 516 | 348 | 161 | 1 | 6 | 607 | 372 | 191 | 38 | 6 |
| Sénégal | 1.033 | 666 | 327 | 316 | 1 | 22 | 367 | 133 | 209 | 11 | 14 |
| Tunisie | 3.328 | 2.116 | 699 | 1.192 | 6 | 219 | 1.212 | 333 | 755 | 79 | 45 |
| Autres pays d'Afrique | 7.850 | 4.402 | 2.749 | 1.519 | 34 | 100 | 3.448 | 1.861 | 1.425 | 87 | 75 |
| Amérique | | | | | | | | | | | |
| Brésil | 2.160 | 708 | 431 | 259 | 1 | 17 | 1.452 | 548 | 801 | 21 | 82 |
| Canada | 2.601 | 1.195 | 606 | 514 | 17 | 58 | 1.406 | 711 | 622 | 31 | 42 |
| Chili | 1.081 | 519 | 204 | 261 | 4 | 50 | 562 | 218 | 306 | 20 | 18 |
| Colombie | 1.297 | 474 | 306 | 146 | 1 | 21 | 823 | 396 | 379 | 24 | 24 |
| Dominicaine (Rép.) | 568 | 189 | 97 | 75 | 3 | 14 | 379 | 133 | 201 | 9 | 36 |
| Etats-Unis d'Amérique | 11.582 | 5.742 | 2.938 | 2.584 | 46 | 174 | 5.840 | 2.657 | 2.808 | 167 | 208 |
| Pérou | 881 | 302 | 161 | 126 | 3 | 12 | 579 | 256 | 296 | 13 | 14 |
| Autres pays d'Amérique | 4.873 | 1.952 | 1.089 | 783 | 8 | 72 | 2.921 | 1.301 | 1.476 | 40 | 104 |
| Océanie | | | | | | | | | | | |
| Australie | 733 | 359 | 178 | 163 | 4 | 14 | 374 | 196 | 155 | 3 | 20 |
| Autres pays d'Océanie | 181 | 95 | 46 | 46 | 0 | 3 | 86 | 52 | 30 | 1 | 3 |
| Réfugiés | | | | | | | | | | | |
| D'origine indéterminée | 909 | 524 | 347 | 137 | 11 | 29 | 385 | 269 | 81 | 25 | 10 |
| D'origine déterminée | 9.379 | 5.252 | 3.175 | 1.734 | 123 | 220 | 4.127 | 2.256 | 1.243 | 545 | 83 |
| Apatrides ou inconnus | | | | | | | | | | | |
| Apatride | 310 | 222 | 116 | 69 | 9 | 28 | 88 | 44 | 29 | 6 | 9 |
| Inconnu | 2.052 | 1.139 | 863 | 244 | 18 | 14 | 913 | 691 | 186 | 26 | 10 |

Population au 1.1.2004

Population par pays de nationalité, sexe, état civil et province - Région de Bruxelles-Capitale

| | Hommes | | | | | | Femmes | | | | |
|--------------------------|---------|---------|--------------------|---------|--------|---------------|---------|--------------------|---------|--------|----------------|
| | Total | Total | Céliba - taires | Mariés | Veufs | Divor- cés | Total | Céliba - taires | Mariées | Veuves | Divor- cées |
| Total | 999.899 | 480.334 | 251.846 | 184.276 | 10.647 | 33.565 | 519.565 | 233.836 | 183.127 | 54.650 | 47.952 |
| Étrangers | 263.451 | 132.195 | 65.092 | 58.895 | 1.343 | 6.865 | 131.256 | 59.447 | 56.935 | 7.506 | 7.368 |
| Union européenne | | | | | | | | | | | |
| Belgique | 736.448 | 348.139 | 186.754 | 125.381 | 9.304 | 26.700 | 388.309 | 174.389 | 126.192 | 47.144 | 40.584 |
| Allemagne | 7.778 | 3.595 | 1.953 | 1.471 | 30 | 141 | 4.183 | 2.447 | 1.371 | 108 | 257 |
| Autriche | 1.231 | 567 | 327 | 209 | 3 | 28 | 664 | 395 | 215 | 16 | 38 |
| Danemark | 1.711 | 772 | 428 | 306 | 5 | 33 | 939 | 590 | 276 | 10 | 63 |
| Espagne | 20.428 | 9.761 | 4.554 | 4.549 | 156 | 502 | 10.667 | 4.620 | 4.630 | 790 | 627 |
| Finlande | 1.893 | 715 | 387 | 306 | 0 | 22 | 1.178 | 715 | 402 | 4 | 57 |
| France | 39.138 | 18.718 | 11.107 | 6.270 | 193 | 1.148 | 20.420 | 11.272 | 6.524 | 1.061 | 1.563 |
| Grèce | 8.922 | 4.513 | 2.026 | 2.179 | 75 | 233 | 4.409 | 1.773 | 1.999 | 369 | 268 |
| Luxembourg | 1.268 | 638 | 323 | 231 | 17 | 67 | 630 | 367 | 139 | 58 | 66 |
| Irlande | 1.859 | 819 | 496 | 300 | 4 | 19 | 1.040 | 697 | 304 | 7 | 32 |
| Italie | 27.953 | 14.863 | 6.447 | 7.105 | 261 | 1.050 | 13.090 | 5.355 | 5.821 | 1.070 | 844 |
| Pays-Bas | 5.443 | 2.811 | 1.500 | 1.090 | 56 | 165 | 2.632 | 1.526 | 785 | 133 | 188 |
| Portugal | 15.958 | 7.844 | 4.005 | 3.421 | 53 | 365 | 8.114 | 3.793 | 3.553 | 257 | 511 |
| Grande-Bretagne | 9.230 | 4.971 | 2.634 | 2.031 | 59 | 247 | 4.259 | 2.522 | 1.349 | 118 | 270 |
| Suède | 2.467 | 1.114 | 586 | 472 | 7 | 49 | 1.353 | 848 | 428 | 18 | 59 |
| Reste de l'Europe | | | | | | | | | | | |
| Bosnie-Herzégovine | 183 | 91 | 44 | 43 | 0 | 4 | 92 | 35 | 44 | 10 | 3 |
| Bulgarie | 814 | 341 | 175 | 157 | 1 | 8 | 473 | 221 | 213 | 12 | 27 |
| Chypre | 37 | 12 | 6 | 4 | 0 | 2 | 25 | 15 | 9 | 1 | 0 |
| Croatie | 123 | 52 | 18 | 30 | 2 | 2 | 71 | 29 | 38 | 2 | 2 |
| Estonie | 93 | 32 | 16 | 14 | 1 | 1 | 61 | 38 | 23 | 0 | 0 |
| Hongrie | 636 | 271 | 144 | 115 | 1 | 11 | 365 | 196 | 144 | 8 | 17 |
| Lettonie | 111 | 30 | 20 | 10 | 0 | 0 | 81 | 45 | 29 | 0 | 7 |
| Lituanie | 133 | 40 | 23 | 16 | 0 | 1 | 93 | 62 | 24 | 2 | 5 |
| Macedoine (A.R.Y.) | 1.057 | 556 | 214 | 298 | 9 | 35 | 501 | 179 | 253 | 42 | 27 |
| Norvège | 463 | 218 | 124 | 85 | 0 | 9 | 245 | 155 | 74 | 0 | 16 |
| Pologne | 5.412 | 2.388 | 1.165 | 1.150 | 5 | 68 | 3.024 | 1.339 | 1.450 | 64 | 171 |
| Roumanie | 1.958 | 922 | 458 | 434 | 2 | 28 | 1.036 | 479 | 484 | 35 | 38 |
| Russie | 1.095 | 436 | 186 | 243 | 0 | 7 | 659 | 215 | 393 | 15 | 36 |
| Slovaquie | 238 | 81 | 50 | 30 | 0 | 1 | 157 | 86 | 69 | 0 | 2 |
| Slovénie | 105 | 37 | 21 | 15 | 0 | 1 | 68 | 52 | 14 | 0 | 2 |
| Suisse | 688 | 343 | 139 | 154 | 20 | 30 | 345 | 173 | 110 | 32 | 30 |
| Tchécoslovaquie | 99 | 45 | 24 | 20 | 0 | 1 | 54 | 23 | 28 | 1 | 2 |
| Tchéquie | 345 | 119 | 75 | 44 | 0 | 0 | 226 | 137 | 80 | 1 | 8 |
| Turquie | 11.595 | 5.848 | 1.622 | 3.892 | 52 | 282 | 5.747 | 1.260 | 3.755 | 527 | 205 |
| Yougoslavie (ex) | 2.101 | 1.078 | 515 | 492 | 18 | 53 | 1.023 | 429 | 464 | 86 | 44 |
| Autres pays d'Europe | 1.403 | 625 | 301 | 308 | 4 | 12 | 778 | 321 | 406 | 19 | 32 |
| Asie | | | | | | | | | | | |
| Bangladesh | 409 | 236 | 139 | 93 | 0 | 4 | 173 | 70 | 103 | 0 | 0 |
| Chine (Rép. populaire) | 1.977 | 945 | 540 | 389 | 1 | 15 | 1.032 | 564 | 427 | 18 | 23 |
| Inde | 1.237 | 790 | 416 | 351 | 1 | 22 | 447 | 141 | 293 | 8 | 5 |
| Indonésie | 246 | 103 | 54 | 48 | 0 | 1 | 143 | 70 | 69 | 3 | 1 |
| Iran | 435 | 205 | 86 | 111 | 2 | 6 | 230 | 53 | 139 | 23 | 15 |
| Israël | 449 | 248 | 115 | 120 | 1 | 12 | 201 | 83 | 105 | 7 | 6 |
| Japon | 2.650 | 1.301 | 544 | 744 | 2 | 11 | 1.349 | 579 | 748 | 3 | 19 |
| Liban | 652 | 392 | 172 | 201 | 7 | 12 | 260 | 94 | 138 | 23 | 5 |
| Pakistan | 1.083 | 772 | 344 | 359 | 8 | 61 | 311 | 96 | 196 | 12 | 7 |
| Philippines | 1.648 | 618 | 301 | 311 | 3 | 3 | 1.030 | 504 | 471 | 32 | 23 |
| Syrie | 474 | 311 | 96 | 197 | 2 | 16 | 163 | 43 | 106 | 13 | 1 |
| Thaïlande | 344 | 88 | 78 | 9 | 0 | 1 | 256 | 110 | 129 | 2 | 15 |
| Vietnam | 405 | 158 | 93 | 62 | 1 | 2 | 247 | 73 | 151 | 10 | 13 |
| Autres pays d'Asie | 1.917 | 934 | 497 | 417 | 7 | 13 | 983 | 417 | 498 | 49 | 19 |

Population par pays de nationalité, sexe, état civil et province - Région de Bruxelles-Capitale (suite)

| | Hommes | | | | | | Femmes | | | | |
|------------------------------|--------|--------|--------------------|--------|-------|---------------|--------|--------------------|---------|--------|----------------|
| | Total | Total | Céliba - taires | Mariés | Veufs | Divor- cés | Total | Céliba - taires | Mariées | Veuves | Divor- cées |
| Afrique | | | | | | | | | | | |
| Afrique du Sud (Rép.) | 155 | 72 | 38 | 32 | 0 | 2 | 83 | 43 | 36 | 1 | 3 |
| Algérie | 2.097 | 1.239 | 500 | 652 | 9 | 78 | 858 | 238 | 479 | 89 | 52 |
| Angola | 441 | 235 | 178 | 45 | 6 | 6 | 206 | 161 | 34 | 8 | 3 |
| Burundi | 296 | 131 | 74 | 50 | 1 | 6 | 165 | 96 | 59 | 5 | 5 |
| Cameroun | 1.209 | 617 | 422 | 175 | 1 | 19 | 592 | 396 | 173 | 15 | 8 |
| Congo (Rép. dém.) | 7.300 | 3.618 | 2.440 | 1.056 | 37 | 85 | 3.682 | 2.545 | 878 | 195 | 64 |
| Côte-d'Ivoire | 345 | 187 | 113 | 60 | 2 | 12 | 158 | 76 | 73 | 2 | 7 |
| Egypte | 260 | 187 | 74 | 103 | 0 | 10 | 73 | 24 | 39 | 7 | 3 |
| Ghana | 589 | 321 | 213 | 86 | 4 | 18 | 268 | 177 | 78 | 2 | 11 |
| Maroc | 41.987 | 22.464 | 9.116 | 11.855 | 117 | 1.376 | 19.523 | 5.005 | 11.645 | 1.685 | 1.188 |
| Maurice | 187 | 80 | 43 | 27 | 1 | 9 | 107 | 29 | 69 | 5 | 4 |
| Nigeria | 533 | 333 | 217 | 104 | 0 | 12 | 200 | 127 | 66 | 3 | 4 |
| Rwanda | 410 | 183 | 127 | 51 | 1 | 4 | 227 | 131 | 76 | 18 | 2 |
| Sénégal | 425 | 274 | 154 | 114 | 1 | 5 | 151 | 65 | 74 | 8 | 4 |
| Tunisie | 1.350 | 818 | 311 | 417 | 1 | 89 | 532 | 172 | 306 | 30 | 24 |
| Autres pays d'Afrique | 3.516 | 2.053 | 1.322 | 675 | 11 | 45 | 1.463 | 872 | 528 | 30 | 33 |
| Amérique | | | | | | | | | | | |
| Brésil | 848 | 285 | 174 | 102 | 0 | 9 | 563 | 244 | 277 | 7 | 35 |
| Canada | 892 | 424 | 234 | 175 | 4 | 11 | 468 | 261 | 184 | 5 | 18 |
| Chili | 372 | 156 | 73 | 72 | 1 | 10 | 216 | 92 | 104 | 12 | 8 |
| Colombie | 869 | 316 | 201 | 100 | 0 | 15 | 553 | 288 | 232 | 17 | 16 |
| Dominicaine (Rép.) | 139 | 40 | 20 | 15 | 2 | 3 | 99 | 39 | 49 | 4 | 7 |
| Etats-Unis d'Amérique | 3.050 | 1.619 | 821 | 714 | 11 | 73 | 1.431 | 673 | 638 | 47 | 73 |
| Pérou | 429 | 133 | 76 | 53 | 1 | 3 | 296 | 148 | 132 | 6 | 10 |
| Autres pays d'Amérique | 2.221 | 928 | 528 | 364 | 3 | 33 | 1.293 | 631 | 592 | 20 | 50 |
| Océanie | | | | | | | | | | | |
| Australie | 261 | 129 | 63 | 60 | 2 | 4 | 132 | 60 | 63 | 2 | 7 |
| Autres pays d'Océanie | 63 | 28 | 16 | 11 | 0 | 1 | 35 | 23 | 10 | 0 | 2 |
| Réfugiés | | | | | | | | | | | |
| D'origine indéterminée | 360 | 207 | 142 | 52 | 5 | 8 | 153 | 113 | 26 | 9 | 5 |
| D'origine déterminée | 3.156 | 1.747 | 1.049 | 565 | 35 | 98 | 1.409 | 809 | 390 | 171 | 39 |
| Apatrides ou inconnus | | | | | | | | | | | |
| Apatride | 81 | 53 | 36 | 9 | 3 | 5 | 28 | 15 | 5 | 3 | 5 |
| Inconnu | 1.716 | 951 | 729 | 195 | 15 | 12 | 765 | 588 | 147 | 21 | 9 |

Population au 1.1.2004

Population par pays de nationalité, sexe, état civil et province - Région flamande

| | Hommes | | | | | | Femmes | | | | |
|--------------------------|-----------|-----------|--------------------|-----------|--------|---------------|-----------|--------------------|-----------|---------|----------------|
| | Total | Total | Céliba - taires | Mariés | Veufs | Divor- cés | Total | Céliba - taires | Mariées | Veuves | Divor- cées |
| Total | 6.016.024 | 2.966.640 | 1.282.710 | 1.423.050 | 80.674 | 180.206 | 3.049.384 | 1.105.114 | 1.424.483 | 316.834 | 202.953 |
| Étrangers | 288.375 | 150.693 | 60.096 | 78.973 | 2.383 | 9.241 | 137.682 | 49.776 | 72.675 | 8.273 | 6.958 |
| Union européenne | | | | | | | | | | | |
| Belgique | 5.727.649 | 2.815.947 | 1.222.614 | 1.344.077 | 78.291 | 170.965 | 2.911.702 | 1.055.338 | 1.351.808 | 308.561 | 195.995 |
| Allemagne | 11.421 | 5.977 | 2.285 | 3.128 | 132 | 432 | 5.444 | 2.079 | 2.609 | 351 | 405 |
| Autriche | 851 | 435 | 158 | 222 | 7 | 48 | 416 | 181 | 181 | 25 | 29 |
| Danemark | 1.095 | 583 | 286 | 269 | 12 | 16 | 512 | 246 | 239 | 10 | 17 |
| Espagne | 10.064 | 5.278 | 1.982 | 2.840 | 103 | 353 | 4.786 | 1.631 | 2.517 | 358 | 280 |
| Finlande | 824 | 342 | 192 | 138 | 5 | 7 | 482 | 268 | 186 | 5 | 23 |
| France | 17.599 | 9.006 | 3.581 | 4.449 | 172 | 804 | 8.593 | 3.411 | 3.674 | 790 | 718 |
| Grèce | 3.680 | 2.071 | 782 | 1.129 | 37 | 123 | 1.609 | 506 | 883 | 144 | 76 |
| Luxembourg | 550 | 337 | 81 | 220 | 9 | 27 | 213 | 58 | 109 | 22 | 24 |
| Irlande | 1.267 | 625 | 353 | 256 | 2 | 14 | 642 | 314 | 305 | 6 | 17 |
| Italie | 23.159 | 13.350 | 3.820 | 8.274 | 293 | 963 | 9.809 | 2.557 | 5.620 | 1.108 | 524 |
| Pays-Bas | 88.179 | 48.120 | 17.540 | 25.736 | 1.059 | 3.785 | 40.059 | 14.662 | 20.173 | 2.438 | 2.786 |
| Portugal | 5.855 | 3.108 | 1.537 | 1.382 | 21 | 168 | 2.747 | 1.186 | 1.314 | 87 | 160 |
| Grande-Bretagne | 12.198 | 7.002 | 2.784 | 3.644 | 129 | 445 | 5.196 | 2.111 | 2.551 | 266 | 268 |
| Suède | 1.114 | 573 | 269 | 258 | 10 | 36 | 541 | 296 | 218 | 9 | 18 |
| Reste de l'Europe | | | | | | | | | | | |
| Bosnie-Herzégovine | 563 | 293 | 145 | 139 | 3 | 6 | 270 | 112 | 130 | 21 | 7 |
| Bulgarie | 1.088 | 484 | 260 | 205 | 5 | 14 | 604 | 250 | 318 | 14 | 22 |
| Chypre | 27 | 15 | 9 | 5 | 0 | 1 | 12 | 4 | 7 | 1 | 0 |
| Croatie | 283 | 132 | 44 | 83 | 1 | 4 | 151 | 50 | 92 | 7 | 2 |
| Estonie | 71 | 21 | 15 | 6 | 0 | 0 | 50 | 30 | 17 | 0 | 3 |
| Hongrie | 595 | 226 | 133 | 86 | 1 | 6 | 369 | 160 | 192 | 5 | 12 |
| Lettonie | 98 | 26 | 18 | 8 | 0 | 0 | 72 | 35 | 29 | 1 | 7 |
| Lituanie | 130 | 35 | 26 | 9 | 0 | 0 | 95 | 52 | 38 | 2 | 3 |
| Macedoine (A.R.Y.) | 701 | 372 | 156 | 185 | 1 | 30 | 329 | 148 | 159 | 9 | 13 |
| Norvège | 493 | 287 | 116 | 145 | 11 | 15 | 206 | 104 | 85 | 8 | 9 |
| Pologne | 3.941 | 1.378 | 803 | 533 | 4 | 38 | 2.563 | 979 | 1.403 | 77 | 104 |
| Roumanie | 1.303 | 479 | 241 | 216 | 3 | 19 | 824 | 260 | 506 | 20 | 38 |
| Russie | 1.838 | 653 | 373 | 259 | 1 | 20 | 1.185 | 409 | 707 | 25 | 44 |
| Slovaquie | 620 | 257 | 171 | 84 | 0 | 2 | 363 | 192 | 161 | 5 | 5 |
| Slovénie | 103 | 47 | 19 | 24 | 1 | 3 | 56 | 30 | 20 | 5 | 1 |
| Suisse | 737 | 388 | 99 | 247 | 14 | 28 | 349 | 123 | 176 | 26 | 24 |
| Tchécoslovaquie | 95 | 23 | 10 | 11 | 0 | 2 | 72 | 25 | 44 | 2 | 1 |
| Tchéquie | 510 | 189 | 131 | 52 | 2 | 4 | 321 | 151 | 148 | 4 | 18 |
| Turquie | 19.711 | 9.673 | 2.559 | 6.681 | 64 | 369 | 10.038 | 2.068 | 6.922 | 838 | 210 |
| Yougoslavie (ex) | 3.448 | 1.816 | 1.017 | 729 | 13 | 57 | 1.632 | 870 | 669 | 74 | 19 |
| Autres pays d'Europe | 1.901 | 767 | 372 | 375 | 3 | 17 | 1.134 | 407 | 680 | 11 | 36 |
| Asie | | | | | | | | | | | |
| Bangladesh | 279 | 171 | 92 | 78 | 0 | 1 | 108 | 25 | 81 | 1 | 1 |
| Chine (Rép. populaire) | 3.274 | 1.560 | 960 | 560 | 14 | 26 | 1.714 | 863 | 769 | 43 | 39 |
| Inde | 2.733 | 1.673 | 854 | 770 | 7 | 42 | 1.060 | 324 | 702 | 23 | 11 |
| Indonésie | 634 | 190 | 105 | 76 | 1 | 8 | 444 | 93 | 320 | 17 | 14 |
| Iran | 515 | 263 | 113 | 142 | 1 | 7 | 252 | 80 | 149 | 18 | 5 |
| Israël | 1.027 | 543 | 214 | 315 | 4 | 10 | 484 | 177 | 282 | 19 | 6 |
| Japon | 1.060 | 485 | 208 | 268 | 0 | 9 | 575 | 212 | 347 | 5 | 11 |
| Liban | 242 | 140 | 61 | 74 | 1 | 4 | 102 | 31 | 58 | 11 | 2 |
| Pakistan | 1.154 | 817 | 378 | 356 | 18 | 65 | 337 | 112 | 218 | 6 | 1 |
| Philippines | 1.618 | 290 | 197 | 82 | 2 | 9 | 1.328 | 251 | 983 | 47 | 47 |
| Syrie | 302 | 176 | 54 | 112 | 0 | 10 | 126 | 34 | 85 | 7 | 0 |
| Thaïlande | 1.763 | 272 | 246 | 22 | 2 | 2 | 1.491 | 358 | 1.026 | 22 | 85 |
| Vietnam | 285 | 98 | 52 | 45 | 0 | 1 | 187 | 65 | 117 | 3 | 2 |
| Autres pays d'Asie | 3.739 | 1.743 | 995 | 703 | 13 | 32 | 1.996 | 872 | 1.040 | 57 | 27 |

Population par pays de nationalité, sexe, état civil et province - Région flamande (suite)

| | Hommes | | | | | | Femmes | | | | |
|------------------------------|--------|--------|--------------------|--------|-------|---------------|--------|--------------------|---------|--------|----------------|
| | Total | Total | Céliba - taires | Mariés | Veufs | Divor- cés | Total | Céliba - taires | Mariées | Veuves | Divor- cées |
| Afrique | | | | | | | | | | | |
| Afrique du Sud (Rép.) | 563 | 260 | 132 | 119 | 1 | 8 | 303 | 128 | 159 | 5 | 11 |
| Algérie | 1.100 | 637 | 198 | 381 | 6 | 52 | 463 | 132 | 278 | 30 | 23 |
| Angola | 358 | 176 | 139 | 35 | 1 | 1 | 182 | 139 | 37 | 5 | 1 |
| Burundi | 220 | 108 | 64 | 43 | 1 | 0 | 112 | 59 | 45 | 8 | 0 |
| Cameroun | 385 | 204 | 131 | 72 | 0 | 1 | 181 | 101 | 76 | 2 | 2 |
| Congo (Rép. dém.) | 2.435 | 1.191 | 779 | 368 | 18 | 26 | 1.244 | 812 | 326 | 76 | 30 |
| Côte-d'Ivoire | 153 | 87 | 62 | 24 | 1 | 0 | 66 | 31 | 33 | 1 | 1 |
| Egypte | 505 | 344 | 108 | 206 | 0 | 30 | 161 | 47 | 102 | 8 | 4 |
| Ghana | 1.674 | 827 | 522 | 234 | 2 | 69 | 847 | 532 | 265 | 5 | 45 |
| Maroc | 26.799 | 14.149 | 5.890 | 7.596 | 64 | 599 | 12.650 | 4.100 | 7.466 | 718 | 366 |
| Maurice | 114 | 37 | 10 | 24 | 0 | 3 | 77 | 21 | 49 | 4 | 3 |
| Nigeria | 1.006 | 481 | 288 | 172 | 4 | 17 | 525 | 260 | 242 | 7 | 16 |
| Rwanda | 257 | 111 | 75 | 36 | 0 | 0 | 146 | 87 | 49 | 7 | 3 |
| Sénégal | 374 | 252 | 100 | 138 | 0 | 14 | 122 | 40 | 76 | 1 | 5 |
| Tunisie | 1.069 | 657 | 178 | 413 | 3 | 63 | 412 | 89 | 279 | 32 | 12 |
| Autres pays d'Afrique | 2.750 | 1.504 | 907 | 539 | 17 | 41 | 1.246 | 667 | 527 | 28 | 24 |
| Amérique | | | | | | | | | | | |
| Brésil | 802 | 247 | 148 | 94 | 0 | 5 | 555 | 164 | 344 | 12 | 35 |
| Canada | 783 | 415 | 172 | 205 | 10 | 28 | 368 | 156 | 182 | 17 | 13 |
| Chili | 477 | 265 | 93 | 135 | 2 | 35 | 212 | 74 | 129 | 7 | 2 |
| Colombie | 287 | 105 | 70 | 29 | 1 | 5 | 182 | 63 | 109 | 3 | 7 |
| Dominicaine (Rép.) | 346 | 124 | 63 | 51 | 1 | 9 | 222 | 74 | 117 | 5 | 26 |
| Etats-Unis d'Amérique | 4.221 | 2.154 | 948 | 1.135 | 20 | 51 | 2.067 | 868 | 1.047 | 81 | 71 |
| Pérou | 291 | 105 | 52 | 45 | 2 | 6 | 186 | 64 | 114 | 5 | 3 |
| Autres pays d'Amérique | 1.808 | 693 | 365 | 298 | 4 | 26 | 1.115 | 413 | 645 | 13 | 44 |
| Océanie | | | | | | | | | | | |
| Australie | 319 | 170 | 81 | 82 | 1 | 6 | 149 | 64 | 73 | 1 | 11 |
| Autres pays d'Océanie | 93 | 54 | 24 | 29 | 0 | 1 | 39 | 19 | 18 | 1 | 1 |
| Réfugiés | | | | | | | | | | | |
| D'origine indéterminée | 287 | 159 | 108 | 44 | 3 | 4 | 128 | 87 | 33 | 8 | 0 |
| D'origine déterminée | 3.763 | 2.146 | 1.337 | 729 | 31 | 49 | 1.617 | 917 | 553 | 125 | 22 |
| Apatrides ou inconnus | | | | | | | | | | | |
| Apatride | 129 | 89 | 42 | 31 | 6 | 10 | 40 | 20 | 15 | 3 | 2 |
| Inconnu | 270 | 153 | 114 | 36 | 3 | 0 | 117 | 86 | 28 | 2 | 1 |

Population au 1.1.2004

Population par pays de nationalité, sexe, état civil et province - Province d'Anvers

| | Hommes | | | | | | Femmes | | | | |
|--------------------------|-----------|---------|--------------------|---------|--------|---------------|---------|--------------------|---------|--------|----------------|
| | Total | Total | Céliba - taires | Mariés | Veufs | Divor- cés | Total | Céliba - taires | Mariées | Veuves | Divor- cées |
| Total | 1.668.812 | 823.548 | 364.775 | 382.679 | 22.907 | 53.187 | 845.264 | 315.242 | 382.475 | 86.285 | 61.262 |
| Étrangers | 104.698 | 55.840 | 23.317 | 28.292 | 839 | 3.392 | 48.858 | 18.643 | 25.252 | 2.545 | 2.418 |
| Union européenne | | | | | | | | | | | |
| Belgique | 1.564.114 | 767.708 | 341.458 | 354.387 | 22.068 | 49.795 | 796.406 | 296.599 | 357.223 | 83.740 | 58.844 |
| Allemagne | 3.010 | 1.670 | 652 | 814 | 39 | 165 | 1.340 | 511 | 616 | 89 | 124 |
| Autriche | 319 | 169 | 60 | 85 | 4 | 20 | 150 | 61 | 68 | 12 | 9 |
| Danemark | 270 | 172 | 71 | 88 | 6 | 7 | 98 | 36 | 59 | 3 | 0 |
| Espagne | 2.780 | 1.520 | 584 | 789 | 33 | 114 | 1.260 | 452 | 627 | 93 | 88 |
| Finlande | 135 | 53 | 26 | 20 | 4 | 3 | 82 | 53 | 22 | 1 | 6 |
| France | 3.234 | 1.654 | 774 | 705 | 27 | 148 | 1.580 | 677 | 690 | 98 | 115 |
| Grèce | 448 | 307 | 134 | 139 | 5 | 29 | 141 | 65 | 56 | 11 | 9 |
| Luxembourg | 122 | 83 | 17 | 60 | 0 | 6 | 39 | 9 | 21 | 3 | 6 |
| Irlande | 215 | 123 | 80 | 39 | 0 | 4 | 92 | 46 | 42 | 1 | 3 |
| Italie | 2.189 | 1.400 | 519 | 722 | 20 | 139 | 789 | 363 | 341 | 35 | 50 |
| Pays-Bas | 37.407 | 20.546 | 7.396 | 11.085 | 477 | 1.588 | 16.861 | 6.049 | 8.481 | 1.145 | 1.186 |
| Portugal | 2.671 | 1.498 | 802 | 596 | 7 | 93 | 1.173 | 531 | 535 | 29 | 78 |
| Grande-Bretagne | 3.638 | 2.163 | 788 | 1.171 | 46 | 158 | 1.475 | 604 | 691 | 99 | 81 |
| Suède | 293 | 152 | 56 | 79 | 8 | 9 | 141 | 82 | 54 | 2 | 3 |
| Reste de l'Europe | | | | | | | | | | | |
| Bosnie-Herzégovine | 311 | 181 | 98 | 79 | 0 | 4 | 130 | 62 | 59 | 8 | 1 |
| Bulgarie | 309 | 143 | 80 | 59 | 0 | 4 | 166 | 59 | 100 | 2 | 5 |
| Chypre | 6 | 4 | 1 | 2 | 0 | 1 | 2 | 1 | 1 | 0 | 0 |
| Croatie | 160 | 75 | 23 | 49 | 0 | 3 | 85 | 28 | 53 | 3 | 1 |
| Estonie | 26 | 4 | 4 | 0 | 0 | 0 | 22 | 14 | 5 | 0 | 3 |
| Hongrie | 162 | 55 | 27 | 26 | 0 | 2 | 107 | 38 | 61 | 1 | 7 |
| Lettonie | 35 | 11 | 5 | 6 | 0 | 0 | 24 | 15 | 6 | 0 | 3 |
| Lituanie | 44 | 9 | 4 | 5 | 0 | 0 | 35 | 18 | 14 | 1 | 2 |
| Macedoine (A.R.Y.) | 429 | 225 | 106 | 102 | 0 | 17 | 204 | 100 | 92 | 3 | 9 |
| Norvège | 242 | 158 | 51 | 87 | 11 | 9 | 84 | 44 | 30 | 6 | 4 |
| Pologne | 1.827 | 689 | 408 | 269 | 0 | 12 | 1.138 | 468 | 598 | 24 | 48 |
| Roumanie | 373 | 143 | 68 | 71 | 0 | 4 | 230 | 71 | 139 | 5 | 15 |
| Russie | 702 | 256 | 133 | 118 | 0 | 5 | 446 | 153 | 271 | 9 | 13 |
| Slovaquie | 101 | 32 | 20 | 11 | 0 | 1 | 69 | 36 | 31 | 1 | 1 |
| Slovénie | 27 | 13 | 5 | 8 | 0 | 0 | 14 | 9 | 5 | 0 | 0 |
| Suisse | 321 | 168 | 61 | 98 | 2 | 7 | 153 | 56 | 83 | 7 | 7 |
| Tchécoslovaquie | 29 | 7 | 2 | 5 | 0 | 0 | 22 | 8 | 13 | 0 | 1 |
| Tchéquie | 134 | 42 | 27 | 13 | 1 | 1 | 92 | 40 | 44 | 2 | 6 |
| Turquie | 5.312 | 2.721 | 844 | 1.749 | 11 | 117 | 2.591 | 700 | 1.688 | 145 | 58 |
| Yougoslavie (ex) | 1.500 | 813 | 469 | 310 | 6 | 28 | 687 | 360 | 280 | 37 | 10 |
| Autres pays d'Europe | 650 | 252 | 130 | 117 | 0 | 5 | 398 | 126 | 255 | 5 | 12 |
| Asie | | | | | | | | | | | |
| Bangladesh | 151 | 88 | 40 | 47 | 0 | 1 | 63 | 14 | 48 | 0 | 1 |
| Chine (Rép. populaire) | 1.085 | 493 | 298 | 182 | 7 | 6 | 592 | 293 | 266 | 22 | 11 |
| Inde | 1.512 | 931 | 441 | 479 | 3 | 8 | 581 | 182 | 380 | 13 | 6 |
| Indonésie | 233 | 69 | 33 | 29 | 1 | 6 | 164 | 35 | 116 | 6 | 7 |
| Iran | 171 | 88 | 45 | 41 | 0 | 2 | 83 | 31 | 42 | 8 | 2 |
| Israël | 879 | 465 | 177 | 276 | 4 | 8 | 414 | 148 | 244 | 18 | 4 |
| Japon | 397 | 180 | 82 | 93 | 0 | 5 | 217 | 88 | 125 | 0 | 4 |
| Liban | 134 | 74 | 30 | 41 | 0 | 3 | 60 | 19 | 35 | 5 | 1 |
| Pakistan | 596 | 448 | 209 | 199 | 10 | 30 | 148 | 51 | 97 | 0 | 0 |
| Philippines | 553 | 124 | 72 | 44 | 0 | 8 | 429 | 102 | 297 | 9 | 21 |
| Syrie | 70 | 35 | 11 | 24 | 0 | 0 | 35 | 9 | 23 | 3 | 0 |
| Thaïlande | 712 | 130 | 118 | 10 | 1 | 1 | 582 | 145 | 394 | 12 | 31 |
| Vietnam | 60 | 13 | 8 | 5 | 0 | 0 | 47 | 14 | 31 | 1 | 1 |
| Autres pays d'Asie | 1.417 | 671 | 371 | 281 | 7 | 12 | 746 | 329 | 384 | 20 | 13 |

Population par pays de nationalité, sexe, état civil et province - Province d'Anvers (suite)

| | Total | Hommes | | | | | Femmes | | | | |
|------------------------------|--------|--------|--------------------|--------|-------|---------------|--------|--------------------|---------|--------|----------------|
| | | Total | Céliba - taires | Mariés | Veufs | Divor- cés | Total | Céliba - taires | Mariées | Veuves | Divor- cées |
| Afrique | | | | | | | | | | | |
| Afrique du Sud (Rép.) | 207 | 98 | 50 | 45 | 1 | 2 | 109 | 50 | 58 | 1 | 0 |
| Algérie | 224 | 131 | 44 | 73 | 2 | 12 | 93 | 29 | 53 | 3 | 8 |
| Angola | 164 | 82 | 65 | 15 | 1 | 1 | 82 | 63 | 19 | 0 | 0 |
| Burundi | 103 | 53 | 33 | 20 | 0 | 0 | 50 | 31 | 17 | 2 | 0 |
| Cameroun | 125 | 73 | 46 | 26 | 0 | 1 | 52 | 26 | 24 | 2 | 0 |
| Congo (Rép. dém.) | 855 | 424 | 286 | 120 | 10 | 8 | 431 | 297 | 101 | 23 | 10 |
| Côte-d'Ivoire | 55 | 34 | 23 | 10 | 1 | 0 | 21 | 10 | 11 | 0 | 0 |
| Egypte | 227 | 162 | 45 | 99 | 0 | 18 | 65 | 16 | 45 | 4 | 0 |
| Ghana | 1.042 | 507 | 329 | 148 | 1 | 29 | 535 | 333 | 167 | 2 | 33 |
| Maroc | 16.360 | 8.814 | 3.815 | 4.613 | 38 | 348 | 7.546 | 2.631 | 4.356 | 368 | 191 |
| Maurice | 23 | 10 | 4 | 5 | 0 | 1 | 13 | 3 | 9 | 1 | 0 |
| Nigeria | 481 | 190 | 104 | 76 | 1 | 9 | 291 | 147 | 127 | 5 | 12 |
| Rwanda | 67 | 29 | 19 | 10 | 0 | 0 | 38 | 22 | 14 | 2 | 0 |
| Sénégal | 258 | 195 | 83 | 104 | 0 | 8 | 63 | 24 | 37 | 0 | 2 |
| Tunisie | 268 | 178 | 60 | 103 | 0 | 15 | 90 | 27 | 57 | 4 | 2 |
| Autres pays d'Afrique | 1.247 | 682 | 415 | 233 | 7 | 27 | 565 | 334 | 207 | 14 | 10 |
| Amérique | | | | | | | | | | | |
| Brésil | 331 | 103 | 60 | 39 | 0 | 4 | 228 | 66 | 137 | 7 | 18 |
| Canada | 266 | 143 | 51 | 78 | 4 | 10 | 123 | 55 | 58 | 8 | 2 |
| Chili | 295 | 183 | 55 | 97 | 2 | 29 | 112 | 39 | 70 | 3 | 0 |
| Colombie | 90 | 29 | 21 | 6 | 0 | 2 | 61 | 18 | 38 | 0 | 5 |
| Dominicaine (Rép.) | 114 | 44 | 17 | 22 | 1 | 4 | 70 | 23 | 40 | 4 | 3 |
| Etats-Unis d'Amérique | 1.347 | 711 | 270 | 414 | 11 | 16 | 636 | 242 | 334 | 35 | 25 |
| Pérou | 128 | 49 | 19 | 23 | 2 | 5 | 79 | 24 | 51 | 3 | 1 |
| Autres pays d'Amérique | 734 | 295 | 154 | 130 | 0 | 11 | 439 | 163 | 247 | 7 | 22 |
| Océanie | | | | | | | | | | | |
| Australie | 106 | 52 | 20 | 29 | 1 | 2 | 54 | 21 | 30 | 1 | 2 |
| Autres pays d'Océanie | 25 | 17 | 10 | 6 | 0 | 1 | 8 | 3 | 5 | 0 | 0 |
| Réfugiés | | | | | | | | | | | |
| D'origine indéterminée | 142 | 79 | 57 | 21 | 1 | 0 | 63 | 43 | 15 | 5 | 0 |
| D'origine déterminée | 1.818 | 1.037 | 628 | 371 | 10 | 28 | 781 | 445 | 290 | 40 | 6 |
| Apatrides ou inconnus | | | | | | | | | | | |
| Apatride | 62 | 42 | 16 | 15 | 3 | 8 | 20 | 9 | 9 | 2 | 0 |
| Inconnu | 133 | 74 | 58 | 14 | 2 | 0 | 59 | 44 | 13 | 2 | 0 |

Population au 1.1.2004

Population par pays de nationalité, sexe, état civil et province - Province de Limbourg

| | Hommes | | | | | | Femmes | | | | |
|--------------------------|---------|---------|--------------------|---------|-------|---------------|---------|--------------------|---------|--------|----------------|
| | Total | Total | Céliba - taires | Mariés | Veufs | Divor- cés | Total | Céliba - taires | Mariées | Veuves | Divor- cées |
| Total | 805.786 | 402.353 | 173.598 | 199.441 | 9.181 | 20.133 | 403.433 | 144.409 | 199.819 | 37.364 | 21.841 |
| Étrangers | 64.444 | 33.246 | 11.245 | 19.035 | 687 | 2.279 | 31.198 | 8.927 | 17.883 | 2.667 | 1.721 |
| Union européenne | | | | | | | | | | | |
| Belgique | 741.342 | 369.107 | 162.353 | 180.406 | 8.494 | 17.854 | 372.235 | 135.482 | 181.936 | 34.697 | 20.120 |
| Allemagne | 1.931 | 1.031 | 343 | 558 | 40 | 90 | 900 | 290 | 410 | 125 | 75 |
| Autriche | 72 | 36 | 8 | 17 | 2 | 9 | 36 | 18 | 11 | 3 | 4 |
| Danemark | 29 | 17 | 8 | 7 | 1 | 1 | 12 | 8 | 3 | 0 | 1 |
| Espagne | 1.825 | 982 | 269 | 624 | 21 | 68 | 843 | 179 | 513 | 90 | 61 |
| Finlande | 20 | 6 | 4 | 1 | 0 | 1 | 14 | 9 | 4 | 0 | 1 |
| France | 362 | 180 | 72 | 90 | 4 | 14 | 182 | 70 | 80 | 16 | 16 |
| Grèce | 1.304 | 665 | 179 | 430 | 18 | 38 | 639 | 98 | 407 | 103 | 31 |
| Luxembourg | 24 | 19 | 1 | 16 | 1 | 1 | 5 | 1 | 3 | 1 | 0 |
| Irlande | 35 | 17 | 10 | 6 | 0 | 1 | 18 | 7 | 11 | 0 | 0 |
| Italie | 12.725 | 6.946 | 1.618 | 4.693 | 195 | 440 | 5.779 | 1.018 | 3.581 | 897 | 283 |
| Pays-Bas | 32.513 | 17.170 | 6.525 | 8.894 | 341 | 1.410 | 15.343 | 5.554 | 7.918 | 797 | 1.074 |
| Portugal | 305 | 154 | 62 | 81 | 4 | 7 | 151 | 39 | 86 | 16 | 10 |
| Grande-Bretagne | 530 | 336 | 109 | 178 | 11 | 38 | 194 | 64 | 105 | 11 | 14 |
| Suède | 30 | 15 | 5 | 8 | 0 | 2 | 15 | 6 | 8 | 0 | 1 |
| Reste de l'Europe | | | | | | | | | | | |
| Bosnie-Herzégovine | 41 | 16 | 8 | 8 | 0 | 0 | 25 | 5 | 18 | 1 | 1 |
| Bulgarie | 80 | 25 | 11 | 14 | 0 | 0 | 55 | 20 | 30 | 3 | 2 |
| Chypre | 1 | 1 | 1 | 0 | 0 | 0 | 0 | 0 | 0 | 0 | 0 |
| Croatie | 24 | 7 | 1 | 6 | 0 | 0 | 17 | 5 | 11 | 1 | 0 |
| Estonie | 7 | 1 | 1 | 0 | 0 | 0 | 6 | 4 | 2 | 0 | 0 |
| Hongrie | 42 | 17 | 9 | 8 | 0 | 0 | 25 | 8 | 16 | 0 | 1 |
| Lettonie | 15 | 4 | 3 | 1 | 0 | 0 | 11 | 4 | 5 | 1 | 1 |
| Lituanie | 8 | 1 | 1 | 0 | 0 | 0 | 7 | 2 | 5 | 0 | 0 |
| Macedoine (A.R.Y.) | 17 | 10 | 4 | 6 | 0 | 0 | 7 | 4 | 3 | 0 | 0 |
| Norvège | 27 | 7 | 5 | 1 | 0 | 1 | 20 | 10 | 8 | 1 | 1 |
| Pologne | 584 | 146 | 90 | 46 | 2 | 8 | 438 | 104 | 276 | 38 | 20 |
| Roumanie | 128 | 42 | 26 | 13 | 1 | 2 | 86 | 20 | 60 | 3 | 3 |
| Russie | 148 | 34 | 23 | 10 | 0 | 1 | 114 | 50 | 55 | 5 | 4 |
| Slovaquie | 41 | 11 | 8 | 3 | 0 | 0 | 30 | 16 | 14 | 0 | 0 |
| Slovénie | 24 | 12 | 3 | 7 | 1 | 1 | 12 | 1 | 6 | 4 | 1 |
| Suisse | 16 | 6 | 0 | 5 | 1 | 0 | 10 | 4 | 4 | 2 | 0 |
| Tchécoslovaquie | 23 | 5 | 4 | 1 | 0 | 0 | 18 | 2 | 15 | 1 | 0 |
| Tchéquie | 44 | 13 | 8 | 5 | 0 | 0 | 31 | 5 | 22 | 1 | 3 |
| Turquie | 5.873 | 2.666 | 548 | 2.037 | 18 | 63 | 3.207 | 436 | 2.361 | 365 | 45 |
| Yougoslavie (ex) | 233 | 117 | 72 | 39 | 1 | 5 | 116 | 65 | 46 | 4 | 1 |
| Autres pays d'Europe | 179 | 68 | 39 | 27 | 1 | 1 | 111 | 36 | 72 | 0 | 3 |
| Asie | | | | | | | | | | | |
| Bangladesh | 14 | 9 | 8 | 1 | 0 | 0 | 5 | 1 | 4 | 0 | 0 |
| Chine (Rép. populaire) | 131 | 63 | 41 | 22 | 0 | 0 | 68 | 40 | 26 | 2 | 0 |
| Inde | 394 | 251 | 135 | 103 | 1 | 12 | 143 | 42 | 100 | 1 | 0 |
| Indonésie | 70 | 15 | 10 | 5 | 0 | 0 | 55 | 3 | 48 | 3 | 1 |
| Iran | 7 | 5 | 1 | 4 | 0 | 0 | 2 | 0 | 1 | 1 | 0 |
| Israël | 11 | 7 | 4 | 3 | 0 | 0 | 4 | 1 | 2 | 0 | 1 |
| Japon | 55 | 26 | 11 | 15 | 0 | 0 | 29 | 8 | 19 | 0 | 2 |
| Liban | 7 | 3 | 2 | 1 | 0 | 0 | 4 | 2 | 2 | 0 | 0 |
| Pakistan | 92 | 50 | 25 | 22 | 1 | 2 | 42 | 22 | 20 | 0 | 0 |
| Philippines | 150 | 11 | 10 | 1 | 0 | 0 | 139 | 18 | 114 | 4 | 3 |
| Syrie | 1 | 0 | 0 | 0 | 0 | 0 | 1 | 0 | 1 | 0 | 0 |
| Thaïlande | 211 | 26 | 24 | 2 | 0 | 0 | 185 | 37 | 135 | 6 | 7 |
| Vietnam | 6 | 1 | 1 | 0 | 0 | 0 | 5 | 0 | 5 | 0 | 0 |
| Autres pays d'Asie | 315 | 141 | 95 | 42 | 1 | 3 | 174 | 80 | 88 | 6 | 0 |

Population par pays de nationalité, sexe, état civil et province - Province de Limbourg (suite)

| | Hommes | | | | | | Femmes | | | | |
|------------------------------|--------|-------|--------------------|--------|-------|---------------|--------|--------------------|---------|--------|----------------|
| | Total | Total | Céliba - taires | Mariés | Veufs | Divor- cés | Total | Céliba - taires | Mariées | Veuves | Divor- cées |
| Afrique | | | | | | | | | | | |
| Afrique du Sud (Rép.) | 21 | 11 | 9 | 2 | 0 | 0 | 10 | 4 | 6 | 0 | 0 |
| Algérie | 95 | 53 | 16 | 35 | 1 | 1 | 42 | 7 | 28 | 3 | 4 |
| Angola | 5 | 4 | 4 | 0 | 0 | 0 | 1 | 1 | 0 | 0 | 0 |
| Burundi | 10 | 6 | 3 | 3 | 0 | 0 | 4 | 2 | 2 | 0 | 0 |
| Cameroun | 27 | 16 | 10 | 6 | 0 | 0 | 11 | 4 | 7 | 0 | 0 |
| Congo (Rép. dém.) | 21 | 13 | 6 | 6 | 0 | 1 | 8 | 4 | 3 | 1 | 0 |
| Côte-d'Ivoire | 6 | 3 | 2 | 1 | 0 | 0 | 3 | 1 | 2 | 0 | 0 |
| Egypte | 49 | 27 | 8 | 18 | 0 | 1 | 22 | 7 | 13 | 1 | 1 |
| Ghana | 40 | 21 | 14 | 6 | 0 | 1 | 19 | 10 | 9 | 0 | 0 |
| Maroc | 2.225 | 1.123 | 396 | 673 | 9 | 45 | 1.102 | 242 | 745 | 90 | 25 |
| Maurice | 3 | 1 | 0 | 1 | 0 | 0 | 2 | 0 | 2 | 0 | 0 |
| Nigeria | 38 | 17 | 10 | 7 | 0 | 0 | 21 | 4 | 15 | 1 | 1 |
| Rwanda | 11 | 3 | 2 | 1 | 0 | 0 | 8 | 4 | 4 | 0 | 0 |
| Sénégal | 3 | 2 | 0 | 2 | 0 | 0 | 1 | 0 | 1 | 0 | 0 |
| Tunisie | 31 | 17 | 4 | 11 | 0 | 2 | 14 | 0 | 13 | 1 | 0 |
| Autres pays d'Afrique | 116 | 66 | 45 | 20 | 0 | 1 | 50 | 21 | 27 | 1 | 1 |
| Amérique | | | | | | | | | | | |
| Brésil | 59 | 15 | 9 | 6 | 0 | 0 | 44 | 8 | 35 | 0 | 1 |
| Canada | 42 | 20 | 7 | 12 | 0 | 1 | 22 | 7 | 12 | 3 | 0 |
| Chili | 10 | 3 | 1 | 2 | 0 | 0 | 7 | 4 | 2 | 1 | 0 |
| Colombie | 16 | 1 | 0 | 1 | 0 | 0 | 15 | 5 | 10 | 0 | 0 |
| Dominicaine (Rép.) | 18 | 7 | 5 | 2 | 0 | 0 | 11 | 2 | 7 | 0 | 2 |
| Etats-Unis d'Amérique | 333 | 161 | 88 | 70 | 1 | 2 | 172 | 65 | 97 | 5 | 5 |
| Pérou | 11 | 2 | 1 | 1 | 0 | 0 | 9 | 3 | 6 | 0 | 0 |
| Autres pays d'Amérique | 130 | 39 | 22 | 16 | 1 | 0 | 91 | 35 | 53 | 0 | 3 |
| Océanie | | | | | | | | | | | |
| Australie | 19 | 9 | 5 | 4 | 0 | 0 | 10 | 1 | 6 | 0 | 3 |
| Autres pays d'Océanie | 6 | 5 | 3 | 2 | 0 | 0 | 1 | 1 | 0 | 0 | 0 |
| Réfugiés | | | | | | | | | | | |
| D'origine indéterminée | 30 | 20 | 12 | 6 | 1 | 1 | 10 | 4 | 4 | 2 | 0 |
| D'origine déterminée | 318 | 172 | 107 | 54 | 7 | 4 | 146 | 61 | 36 | 46 | 3 |
| Apatrides ou inconnus | | | | | | | | | | | |
| Apatride | 13 | 8 | 4 | 3 | 1 | 0 | 5 | 3 | 1 | 0 | 1 |
| Inconnu | 14 | 10 | 7 | 3 | 0 | 0 | 4 | 1 | 3 | 0 | 0 |

Population au 1.1.2004

Population par pays de nationalité, sexe, état civil et province - Province de Flandre orientale

| | Hommes | | | | | | Femmes | | | | |
|--------------------------|-----------|---------|--------------------|---------|--------|---------------|---------|--------------------|---------|--------|----------------|
| | Total | Total | Céliba - taires | Mariés | Veufs | Divor- cés | Total | Céliba - taires | Mariées | Veuves | Divor- cées |
| Total | 1.373.720 | 675.796 | 290.457 | 323.431 | 19.034 | 42.874 | 697.924 | 250.779 | 323.612 | 75.886 | 47.647 |
| Étrangers | 36.540 | 19.261 | 7.525 | 10.238 | 266 | 1.232 | 17.279 | 6.030 | 9.384 | 1.049 | 816 |
| Union européenne | | | | | | | | | | | |
| Belgique | 1.337.180 | 656.535 | 282.932 | 313.193 | 18.768 | 41.642 | 680.645 | 244.749 | 314.228 | 74.837 | 46.831 |
| Allemagne | 950 | 535 | 162 | 308 | 13 | 52 | 415 | 152 | 191 | 31 | 41 |
| Autriche | 76 | 40 | 10 | 24 | 0 | 6 | 36 | 19 | 11 | 2 | 4 |
| Danemark | 82 | 41 | 20 | 19 | 1 | 1 | 41 | 23 | 12 | 5 | 1 |
| Espagne | 937 | 478 | 203 | 221 | 0 | 54 | 459 | 206 | 197 | 28 | 28 |
| Finlande | 74 | 33 | 16 | 16 | 0 | 1 | 41 | 27 | 12 | 0 | 2 |
| France | 2.337 | 1.229 | 467 | 601 | 27 | 134 | 1.108 | 425 | 451 | 131 | 101 |
| Grèce | 283 | 200 | 91 | 94 | 3 | 12 | 83 | 34 | 42 | 2 | 5 |
| Luxembourg | 71 | 41 | 7 | 23 | 2 | 9 | 30 | 5 | 19 | 3 | 3 |
| Irlande | 94 | 51 | 33 | 18 | 0 | 0 | 43 | 22 | 19 | 1 | 1 |
| Italie | 1.374 | 947 | 336 | 513 | 14 | 84 | 427 | 197 | 171 | 25 | 34 |
| Pays-Bas | 6.516 | 3.919 | 1.201 | 2.254 | 109 | 355 | 2.597 | 972 | 1.261 | 165 | 199 |
| Portugal | 401 | 219 | 115 | 90 | 0 | 14 | 182 | 84 | 81 | 5 | 12 |
| Grande-Bretagne | 895 | 577 | 223 | 285 | 15 | 54 | 318 | 96 | 149 | 48 | 25 |
| Suède | 199 | 127 | 68 | 50 | 0 | 9 | 72 | 36 | 33 | 2 | 1 |
| Reste de l'Europe | | | | | | | | | | | |
| Bosnie-Herzégovine | 145 | 60 | 22 | 34 | 2 | 2 | 85 | 33 | 41 | 8 | 3 |
| Bulgarie | 441 | 220 | 104 | 106 | 4 | 6 | 221 | 92 | 120 | 2 | 7 |
| Chypre | 2 | 1 | 1 | 0 | 0 | 0 | 1 | 0 | 1 | 0 | 0 |
| Croatie | 39 | 17 | 8 | 8 | 0 | 1 | 22 | 10 | 11 | 1 | 0 |
| Estonie | 3 | 1 | 1 | 0 | 0 | 0 | 2 | 1 | 1 | 0 | 0 |
| Hongrie | 108 | 42 | 32 | 10 | 0 | 0 | 66 | 34 | 30 | 1 | 1 |
| Lettonie | 20 | 4 | 4 | 0 | 0 | 0 | 16 | 7 | 8 | 0 | 1 |
| Lituanie | 31 | 15 | 14 | 1 | 0 | 0 | 16 | 12 | 4 | 0 | 0 |
| Macedoine (A.R.Y.) | 123 | 67 | 35 | 28 | 0 | 4 | 56 | 28 | 25 | 1 | 2 |
| Norvège | 33 | 21 | 4 | 14 | 0 | 3 | 12 | 5 | 7 | 0 | 0 |
| Pologne | 525 | 203 | 110 | 87 | 0 | 6 | 322 | 138 | 166 | 4 | 14 |
| Roumanie | 218 | 64 | 31 | 30 | 0 | 3 | 154 | 49 | 94 | 4 | 7 |
| Russie | 293 | 95 | 60 | 33 | 0 | 2 | 198 | 64 | 118 | 6 | 10 |
| Slovaquie | 242 | 107 | 74 | 32 | 0 | 1 | 135 | 81 | 48 | 3 | 3 |
| Slovénie | 13 | 7 | 4 | 2 | 0 | 1 | 6 | 4 | 2 | 0 | 0 |
| Suisse | 66 | 37 | 7 | 21 | 5 | 4 | 29 | 10 | 11 | 4 | 4 |
| Tchécoslovaquie | 20 | 4 | 1 | 2 | 0 | 1 | 16 | 6 | 9 | 1 | 0 |
| Tchéquie | 158 | 71 | 55 | 14 | 0 | 2 | 87 | 49 | 34 | 1 | 3 |
| Turquie | 7.373 | 3.646 | 947 | 2.510 | 32 | 157 | 3.727 | 791 | 2.541 | 298 | 97 |
| Yougoslavie (ex) | 729 | 397 | 248 | 142 | 1 | 6 | 332 | 198 | 120 | 11 | 3 |
| Autres pays d'Europe | 377 | 144 | 66 | 73 | 0 | 5 | 233 | 77 | 144 | 3 | 9 |
| Asie | | | | | | | | | | | |
| Bangladesh | 35 | 26 | 16 | 10 | 0 | 0 | 9 | 3 | 5 | 1 | 0 |
| Chine (Rép. populaire) | 429 | 189 | 100 | 82 | 1 | 6 | 240 | 95 | 135 | 5 | 5 |
| Inde | 279 | 166 | 92 | 69 | 0 | 5 | 113 | 29 | 80 | 3 | 1 |
| Indonésie | 106 | 31 | 20 | 11 | 0 | 0 | 75 | 13 | 57 | 4 | 1 |
| Iran | 114 | 52 | 19 | 30 | 1 | 2 | 62 | 22 | 38 | 1 | 1 |
| Israël | 17 | 10 | 5 | 5 | 0 | 0 | 7 | 1 | 6 | 0 | 0 |
| Japon | 79 | 24 | 12 | 12 | 0 | 0 | 55 | 17 | 36 | 1 | 1 |
| Liban | 27 | 16 | 6 | 10 | 0 | 0 | 11 | 4 | 5 | 1 | 1 |
| Pakistan | 163 | 124 | 51 | 55 | 3 | 15 | 39 | 9 | 28 | 1 | 1 |
| Philippines | 368 | 65 | 49 | 16 | 0 | 0 | 303 | 55 | 226 | 12 | 10 |
| Syrie | 164 | 103 | 28 | 66 | 0 | 9 | 61 | 15 | 43 | 3 | 0 |
| Thaïlande | 309 | 50 | 44 | 5 | 1 | 0 | 259 | 56 | 187 | 0 | 16 |
| Vietnam | 60 | 23 | 14 | 9 | 0 | 0 | 37 | 14 | 22 | 0 | 1 |
| Autres pays d'Asie | 599 | 279 | 163 | 107 | 3 | 6 | 320 | 132 | 174 | 10 | 4 |

Population par pays de nationalité, sexe, état civil et province - Province de Flandre orientale (suite)

| | Hommes | | | | | | Femmes | | | | |
|------------------------------|--------|-------|--------------------|--------|-------|---------------|--------|--------------------|---------|--------|----------------|
| | Total | Total | Céliba - taires | Mariés | Veufs | Divor- cés | Total | Céliba - taires | Mariées | Veuves | Divor- cées |
| Afrique | | | | | | | | | | | |
| Afrique du Sud (Rép.) | 78 | 36 | 22 | 12 | 0 | 2 | 42 | 11 | 23 | 1 | 7 |
| Algérie | 358 | 209 | 67 | 124 | 0 | 18 | 149 | 37 | 94 | 11 | 7 |
| Angola | 48 | 27 | 23 | 4 | 0 | 0 | 21 | 17 | 4 | 0 | 0 |
| Burundi | 56 | 22 | 13 | 9 | 0 | 0 | 34 | 18 | 14 | 2 | 0 |
| Cameroun | 75 | 45 | 32 | 13 | 0 | 0 | 30 | 21 | 9 | 0 | 0 |
| Congo (Rép. dém.) | 311 | 153 | 105 | 46 | 1 | 1 | 158 | 96 | 50 | 10 | 2 |
| Côte-d'Ivoire | 42 | 27 | 20 | 7 | 0 | 0 | 15 | 8 | 5 | 1 | 1 |
| Egypte | 67 | 51 | 16 | 32 | 0 | 3 | 16 | 4 | 10 | 1 | 1 |
| Ghana | 401 | 206 | 128 | 49 | 0 | 29 | 195 | 132 | 54 | 1 | 8 |
| Maroc | 3.810 | 1.948 | 806 | 1.065 | 7 | 70 | 1.862 | 605 | 1.073 | 122 | 62 |
| Maurice | 41 | 13 | 3 | 8 | 0 | 2 | 28 | 5 | 21 | 1 | 1 |
| Nigeria | 176 | 84 | 48 | 29 | 0 | 7 | 92 | 49 | 40 | 0 | 3 |
| Rwanda | 66 | 41 | 30 | 11 | 0 | 0 | 25 | 17 | 6 | 1 | 1 |
| Sénégal | 38 | 19 | 7 | 10 | 0 | 2 | 19 | 5 | 14 | 0 | 0 |
| Tunisie | 472 | 272 | 71 | 174 | 1 | 26 | 200 | 35 | 142 | 17 | 6 |
| Autres pays d'Afrique | 585 | 355 | 203 | 139 | 3 | 10 | 230 | 95 | 119 | 6 | 10 |
| Amérique | | | | | | | | | | | |
| Brésil | 111 | 28 | 15 | 13 | 0 | 0 | 83 | 25 | 50 | 4 | 4 |
| Canada | 65 | 32 | 10 | 17 | 3 | 2 | 33 | 13 | 17 | 2 | 1 |
| Chili | 62 | 33 | 16 | 12 | 0 | 5 | 29 | 10 | 17 | 1 | 1 |
| Colombie | 55 | 27 | 17 | 8 | 0 | 2 | 28 | 9 | 19 | 0 | 0 |
| Dominicaine (Rép.) | 113 | 39 | 20 | 15 | 0 | 4 | 74 | 24 | 37 | 1 | 12 |
| Etats-Unis d'Amérique | 240 | 120 | 44 | 68 | 3 | 5 | 120 | 30 | 65 | 13 | 12 |
| Pérou | 37 | 12 | 5 | 6 | 0 | 1 | 25 | 10 | 14 | 1 | 0 |
| Autres pays d'Amérique | 376 | 143 | 76 | 60 | 1 | 6 | 233 | 77 | 147 | 1 | 8 |
| Océanie | | | | | | | | | | | |
| Australie | 32 | 13 | 4 | 8 | 0 | 1 | 19 | 7 | 8 | 0 | 4 |
| Autres pays d'Océanie | 16 | 10 | 2 | 8 | 0 | 0 | 6 | 4 | 1 | 0 | 1 |
| Réfugiés | | | | | | | | | | | |
| D'origine indéterminée | 42 | 19 | 12 | 5 | 0 | 2 | 23 | 19 | 4 | 0 | 0 |
| D'origine déterminée | 693 | 407 | 280 | 118 | 7 | 2 | 286 | 179 | 94 | 13 | 0 |
| Apatrides ou inconnus | | | | | | | | | | | |
| Apatride | 21 | 18 | 8 | 8 | 2 | 0 | 3 | 1 | 1 | 1 | 0 |
| Inconnu | 56 | 34 | 23 | 10 | 1 | 0 | 22 | 15 | 6 | 0 | 1 |

Population au 1.1.2004

Population par pays de nationalité, sexe, état civil et province - Province de Brabant flamand

| | Hommes | | | | | | Femmes | | | | |
|--------------------------|-----------|---------|--------------------|---------|--------|---------------|---------|--------------------|---------|--------|----------------|
| | Total | Total | Céliba - taires | Mariés | Veufs | Divor- cés | Total | Céliba - taires | Mariées | Veuves | Divor- cées |
| Total | 1.031.904 | 505.345 | 222.723 | 240.790 | 13.410 | 28.422 | 526.559 | 197.536 | 241.856 | 52.783 | 34.384 |
| Étrangers | 61.226 | 31.080 | 13.855 | 15.573 | 348 | 1.304 | 30.146 | 12.538 | 15.148 | 1.159 | 1.301 |
| Union européenne | | | | | | | | | | | |
| Belgique | 970.678 | 474.265 | 208.868 | 225.217 | 13.062 | 27.118 | 496.413 | 184.998 | 226.708 | 51.624 | 33.083 |
| Allemagne | 4.681 | 2.288 | 1.009 | 1.183 | 25 | 71 | 2.393 | 1.006 | 1.199 | 73 | 115 |
| Autriche | 328 | 164 | 73 | 83 | 1 | 7 | 164 | 70 | 80 | 4 | 10 |
| Danemark | 670 | 329 | 172 | 146 | 4 | 7 | 341 | 170 | 156 | 2 | 13 |
| Espagne | 4.226 | 2.128 | 849 | 1.133 | 45 | 101 | 2.098 | 726 | 1.134 | 140 | 98 |
| Finlande | 574 | 245 | 144 | 98 | 1 | 2 | 329 | 171 | 142 | 4 | 12 |
| France | 5.300 | 2.561 | 1.158 | 1.209 | 26 | 168 | 2.739 | 1.157 | 1.242 | 145 | 195 |
| Grèce | 1.516 | 811 | 332 | 436 | 10 | 33 | 705 | 293 | 359 | 26 | 27 |
| Luxembourg | 264 | 154 | 40 | 103 | 3 | 8 | 110 | 36 | 54 | 9 | 11 |
| Irlande | 851 | 400 | 215 | 175 | 2 | 8 | 451 | 224 | 210 | 4 | 13 |
| Italie | 6.168 | 3.578 | 1.217 | 2.065 | 56 | 240 | 2.590 | 904 | 1.422 | 133 | 131 |
| Pays-Bas | 8.717 | 4.721 | 1.901 | 2.512 | 78 | 230 | 3.996 | 1.655 | 1.936 | 193 | 212 |
| Portugal | 2.053 | 1.001 | 460 | 492 | 7 | 42 | 1.052 | 443 | 527 | 34 | 48 |
| Grande-Bretagne | 5.967 | 3.194 | 1.431 | 1.640 | 31 | 92 | 2.773 | 1.209 | 1.402 | 55 | 107 |
| Suède | 543 | 258 | 132 | 113 | 2 | 11 | 285 | 156 | 116 | 2 | 11 |
| Reste de l'Europe | | | | | | | | | | | |
| Bosnie-Herzégovine | 31 | 19 | 11 | 8 | 0 | 0 | 12 | 4 | 7 | 0 | 1 |
| Bulgarie | 183 | 70 | 50 | 18 | 1 | 1 | 113 | 59 | 44 | 3 | 7 |
| Chypre | 18 | 9 | 6 | 3 | 0 | 0 | 9 | 3 | 5 | 1 | 0 |
| Croatie | 35 | 19 | 6 | 13 | 0 | 0 | 16 | 5 | 8 | 2 | 1 |
| Estonie | 28 | 15 | 9 | 6 | 0 | 0 | 13 | 7 | 6 | 0 | 0 |
| Hongrie | 222 | 95 | 51 | 39 | 1 | 4 | 127 | 62 | 61 | 2 | 2 |
| Lettonie | 20 | 4 | 3 | 1 | 0 | 0 | 16 | 7 | 8 | 0 | 1 |
| Lituanie | 29 | 7 | 5 | 2 | 0 | 0 | 22 | 13 | 8 | 0 | 1 |
| Macedoine (A.R.Y.) | 99 | 44 | 8 | 29 | 0 | 7 | 55 | 13 | 36 | 4 | 2 |
| Norvège | 170 | 90 | 50 | 39 | 0 | 1 | 80 | 40 | 36 | 0 | 4 |
| Pologne | 780 | 275 | 161 | 102 | 2 | 10 | 505 | 205 | 277 | 7 | 16 |
| Roumanie | 391 | 162 | 85 | 69 | 2 | 6 | 229 | 77 | 137 | 7 | 8 |
| Russie | 427 | 179 | 101 | 69 | 0 | 9 | 248 | 83 | 153 | 1 | 11 |
| Slovaquie | 206 | 100 | 66 | 34 | 0 | 0 | 106 | 54 | 50 | 1 | 1 |
| Slovénie | 30 | 12 | 6 | 5 | 0 | 1 | 18 | 13 | 5 | 0 | 0 |
| Suisse | 275 | 149 | 27 | 105 | 3 | 14 | 126 | 42 | 67 | 7 | 10 |
| Tchécoslovaquie | 19 | 5 | 2 | 3 | 0 | 0 | 14 | 7 | 7 | 0 | 0 |
| Tchéquie | 137 | 53 | 34 | 18 | 1 | 0 | 84 | 45 | 36 | 0 | 3 |
| Turquie | 873 | 470 | 166 | 285 | 3 | 16 | 403 | 105 | 266 | 26 | 6 |
| Yougoslavie (ex) | 379 | 186 | 93 | 84 | 2 | 7 | 193 | 105 | 77 | 9 | 2 |
| Autres pays d'Europe | 358 | 158 | 71 | 82 | 2 | 3 | 200 | 93 | 101 | 1 | 5 |
| Asie | | | | | | | | | | | |
| Bangladesh | 56 | 37 | 23 | 14 | 0 | 0 | 19 | 5 | 14 | 0 | 0 |
| Chine (Rép. populaire) | 1.304 | 673 | 443 | 218 | 4 | 8 | 631 | 369 | 239 | 8 | 15 |
| Inde | 415 | 253 | 154 | 86 | 1 | 12 | 162 | 56 | 99 | 4 | 3 |
| Indonésie | 161 | 64 | 35 | 28 | 0 | 1 | 97 | 36 | 56 | 2 | 3 |
| Iran | 143 | 68 | 29 | 37 | 0 | 2 | 75 | 17 | 48 | 8 | 2 |
| Israël | 102 | 54 | 25 | 28 | 0 | 1 | 48 | 23 | 24 | 0 | 1 |
| Japon | 424 | 207 | 90 | 114 | 0 | 3 | 217 | 81 | 129 | 4 | 3 |
| Liban | 65 | 40 | 22 | 18 | 0 | 0 | 25 | 6 | 14 | 5 | 0 |
| Pakistan | 104 | 58 | 35 | 20 | 0 | 3 | 46 | 16 | 28 | 2 | 0 |
| Philippines | 273 | 54 | 40 | 13 | 1 | 0 | 219 | 51 | 148 | 15 | 5 |
| Syrie | 57 | 33 | 14 | 18 | 0 | 1 | 24 | 9 | 15 | 0 | 0 |
| Thaïlande | 285 | 37 | 34 | 2 | 0 | 1 | 248 | 68 | 158 | 2 | 20 |
| Vietnam | 117 | 52 | 23 | 28 | 0 | 1 | 65 | 25 | 39 | 1 | 0 |
| Autres pays d'Asie | 799 | 377 | 201 | 166 | 1 | 9 | 422 | 182 | 227 | 7 | 6 |

Population par pays de nationalité, sexe, état civil et province - Province de Brabant flamand (suite)

| | Total | Hommes | | | | | Femmes | | | | |
|------------------------------|-------|--------|--------------------|--------|-------|---------------|--------|--------------------|---------|--------|----------------|
| | | Total | Céliba - taires | Mariés | Veufs | Divor- cés | Total | Céliba - taires | Mariées | Veuves | Divor- cées |
| Afrique | | | | | | | | | | | |
| Afrique du Sud (Rép.) | 223 | 105 | 48 | 54 | 0 | 3 | 118 | 56 | 59 | 1 | 2 |
| Algérie | 139 | 74 | 23 | 48 | 1 | 2 | 65 | 20 | 39 | 5 | 1 |
| Angola | 66 | 30 | 22 | 8 | 0 | 0 | 36 | 24 | 8 | 3 | 1 |
| Burundi | 40 | 22 | 11 | 10 | 1 | 0 | 18 | 7 | 8 | 3 | 0 |
| Cameroun | 124 | 55 | 34 | 21 | 0 | 0 | 69 | 44 | 24 | 0 | 1 |
| Congo (Rép. dém.) | 1.081 | 516 | 328 | 170 | 7 | 11 | 565 | 366 | 152 | 32 | 15 |
| Côte-d'Ivoire | 43 | 19 | 14 | 5 | 0 | 0 | 24 | 11 | 13 | 0 | 0 |
| Egypte | 102 | 62 | 31 | 31 | 0 | 0 | 40 | 16 | 20 | 2 | 2 |
| Ghana | 124 | 62 | 38 | 17 | 1 | 6 | 62 | 42 | 18 | 1 | 1 |
| Maroc | 2.946 | 1.457 | 559 | 815 | 6 | 77 | 1.489 | 434 | 885 | 104 | 66 |
| Maurice | 41 | 13 | 3 | 10 | 0 | 0 | 28 | 11 | 14 | 2 | 1 |
| Nigeria | 244 | 151 | 106 | 43 | 1 | 1 | 93 | 45 | 47 | 1 | 0 |
| Rwanda | 80 | 26 | 14 | 12 | 0 | 0 | 54 | 33 | 17 | 2 | 2 |
| Sénégal | 44 | 20 | 4 | 14 | 0 | 2 | 24 | 8 | 15 | 0 | 1 |
| Tunisie | 136 | 90 | 18 | 64 | 1 | 7 | 46 | 11 | 30 | 4 | 1 |
| Autres pays d'Afrique | 582 | 291 | 171 | 115 | 4 | 1 | 291 | 155 | 131 | 4 | 1 |
| Amérique | | | | | | | | | | | |
| Brésil | 225 | 79 | 51 | 27 | 0 | 1 | 146 | 53 | 84 | 1 | 8 |
| Canada | 350 | 196 | 97 | 85 | 1 | 13 | 154 | 67 | 80 | 1 | 6 |
| Chili | 86 | 35 | 16 | 18 | 0 | 1 | 51 | 17 | 31 | 2 | 1 |
| Colombie | 113 | 45 | 30 | 13 | 1 | 1 | 68 | 29 | 36 | 1 | 2 |
| Dominicaine (Rép.) | 55 | 19 | 11 | 7 | 0 | 1 | 36 | 15 | 18 | 0 | 3 |
| Etats-Unis d'Amérique | 2.090 | 1.048 | 505 | 523 | 4 | 16 | 1.042 | 505 | 501 | 13 | 23 |
| Pérou | 95 | 35 | 22 | 13 | 0 | 0 | 60 | 23 | 34 | 1 | 2 |
| Autres pays d'Amérique | 442 | 175 | 91 | 76 | 1 | 7 | 267 | 104 | 148 | 5 | 10 |
| Océanie | | | | | | | | | | | |
| Australie | 146 | 86 | 46 | 38 | 0 | 2 | 60 | 33 | 27 | 0 | 0 |
| Autres pays d'Océanie | 35 | 16 | 7 | 9 | 0 | 0 | 19 | 10 | 8 | 1 | 0 |
| Réfugiés | | | | | | | | | | | |
| D'origine indéterminée | 61 | 34 | 21 | 11 | 1 | 1 | 27 | 19 | 7 | 1 | 0 |
| D'origine déterminée | 563 | 316 | 191 | 113 | 3 | 9 | 247 | 147 | 75 | 16 | 9 |
| Apatrides ou inconnus | | | | | | | | | | | |
| Apatride | 14 | 10 | 7 | 2 | 0 | 1 | 4 | 3 | 1 | 0 | 0 |
| Inconnu | 63 | 33 | 24 | 9 | 0 | 0 | 30 | 24 | 6 | 0 | 0 |

Population au 1.1.2004

Population par pays de nationalité, sexe, état civil et province - Province de Flandre occidentale

| | Hommes | | | | | | Femmes | | | | |
|--------------------------|-----------|---------|--------------------|---------|--------|---------------|---------|--------------------|---------|--------|----------------|
| | Total | Total | Céliba - taires | Mariés | Veufs | Divor- cés | Total | Céliba - taires | Mariées | Veuves | Divor- cées |
| Total | 1.135.802 | 559.598 | 231.157 | 276.709 | 16.142 | 35.590 | 576.204 | 197.148 | 276.721 | 64.516 | 37.819 |
| Étrangers | 21.467 | 11.266 | 4.154 | 5.835 | 243 | 1.034 | 10.201 | 3.638 | 5.008 | 853 | 702 |
| Union européenne | | | | | | | | | | | |
| Belgique | 1.114.335 | 548.332 | 227.003 | 270.874 | 15.899 | 34.556 | 566.003 | 193.510 | 271.713 | 63.663 | 37.117 |
| Allemagne | 849 | 453 | 119 | 265 | 15 | 54 | 396 | 120 | 193 | 33 | 50 |
| Autriche | 56 | 26 | 7 | 13 | 0 | 6 | 30 | 13 | 11 | 4 | 2 |
| Danemark | 44 | 24 | 15 | 9 | 0 | 0 | 20 | 9 | 9 | 0 | 2 |
| Espagne | 296 | 170 | 77 | 73 | 4 | 16 | 126 | 68 | 46 | 7 | 5 |
| Finlande | 21 | 5 | 2 | 3 | 0 | 0 | 16 | 8 | 6 | 0 | 2 |
| France | 6.366 | 3.382 | 1.110 | 1.844 | 88 | 340 | 2.984 | 1.082 | 1.211 | 400 | 291 |
| Grèce | 129 | 88 | 46 | 30 | 1 | 11 | 41 | 16 | 19 | 2 | 4 |
| Luxembourg | 69 | 40 | 16 | 18 | 3 | 3 | 29 | 7 | 12 | 6 | 4 |
| Irlande | 72 | 34 | 15 | 18 | 0 | 1 | 38 | 15 | 23 | 0 | 0 |
| Italie | 703 | 479 | 130 | 281 | 8 | 60 | 224 | 75 | 105 | 18 | 26 |
| Pays-Bas | 3.026 | 1.764 | 517 | 991 | 54 | 202 | 1.262 | 432 | 577 | 138 | 115 |
| Portugal | 425 | 236 | 98 | 123 | 3 | 12 | 189 | 89 | 85 | 3 | 12 |
| Grande-Bretagne | 1.168 | 732 | 233 | 370 | 26 | 103 | 436 | 138 | 204 | 53 | 41 |
| Suède | 49 | 21 | 8 | 8 | 0 | 5 | 28 | 16 | 7 | 3 | 2 |
| Reste de l'Europe | | | | | | | | | | | |
| Bosnie-Herzégovine | 35 | 17 | 6 | 10 | 1 | 0 | 18 | 8 | 5 | 4 | 1 |
| Bulgarie | 75 | 26 | 15 | 8 | 0 | 3 | 49 | 20 | 24 | 4 | 1 |
| Croatie | 25 | 14 | 6 | 7 | 1 | 0 | 11 | 2 | 9 | 0 | 0 |
| Estonie | 7 | 0 | 0 | 0 | 0 | 0 | 7 | 4 | 3 | 0 | 0 |
| Hongrie | 61 | 17 | 14 | 3 | 0 | 0 | 44 | 18 | 24 | 1 | 1 |
| Lettonie | 8 | 3 | 3 | 0 | 0 | 0 | 5 | 2 | 2 | 0 | 1 |
| Lituanie | 18 | 3 | 2 | 1 | 0 | 0 | 15 | 7 | 7 | 1 | 0 |
| Macedoine (A.R.Y.) | 33 | 26 | 3 | 20 | 1 | 2 | 7 | 3 | 3 | 1 | 0 |
| Norvège | 21 | 11 | 6 | 4 | 0 | 1 | 10 | 5 | 4 | 1 | 0 |
| Pologne | 225 | 65 | 34 | 29 | 0 | 2 | 160 | 64 | 86 | 4 | 6 |
| Roumanie | 193 | 68 | 31 | 33 | 0 | 4 | 125 | 43 | 76 | 1 | 5 |
| Russie | 268 | 89 | 56 | 29 | 1 | 3 | 179 | 59 | 110 | 4 | 6 |
| Slovaquie | 30 | 7 | 3 | 4 | 0 | 0 | 23 | 5 | 18 | 0 | 0 |
| Slovénie | 9 | 3 | 1 | 2 | 0 | 0 | 6 | 3 | 2 | 1 | 0 |
| Suisse | 59 | 28 | 4 | 18 | 3 | 3 | 31 | 11 | 11 | 6 | 3 |
| Tchécoslovaquie | 4 | 2 | 1 | 0 | 0 | 1 | 2 | 2 | 0 | 0 | 0 |
| Tchéquie | 37 | 10 | 7 | 2 | 0 | 1 | 27 | 12 | 12 | 0 | 3 |
| Turquie | 280 | 170 | 54 | 100 | 0 | 16 | 110 | 36 | 66 | 4 | 4 |
| Yougoslavie (ex) | 607 | 303 | 135 | 154 | 3 | 11 | 304 | 142 | 146 | 13 | 3 |
| Autres pays d'Europe | 337 | 145 | 66 | 76 | 0 | 3 | 192 | 75 | 108 | 2 | 7 |
| Asie | | | | | | | | | | | |
| Bangladesh | 23 | 11 | 5 | 6 | 0 | 0 | 12 | 2 | 10 | 0 | 0 |
| Chine (Rép. populaire) | 325 | 142 | 78 | 56 | 2 | 6 | 183 | 66 | 103 | 6 | 8 |
| Inde | 133 | 72 | 32 | 33 | 2 | 5 | 61 | 15 | 43 | 2 | 1 |
| Indonésie | 64 | 11 | 7 | 3 | 0 | 1 | 53 | 6 | 43 | 2 | 2 |
| Iran | 80 | 50 | 19 | 30 | 0 | 1 | 30 | 10 | 20 | 0 | 0 |
| Israël | 18 | 7 | 3 | 3 | 0 | 1 | 11 | 4 | 6 | 1 | 0 |
| Japon | 105 | 48 | 13 | 34 | 0 | 1 | 57 | 18 | 38 | 0 | 1 |
| Liban | 9 | 7 | 1 | 4 | 1 | 1 | 2 | 0 | 2 | 0 | 0 |
| Pakistan | 199 | 137 | 58 | 60 | 4 | 15 | 62 | 14 | 45 | 3 | 0 |
| Philippines | 274 | 36 | 26 | 8 | 1 | 1 | 238 | 25 | 198 | 7 | 8 |
| Syrie | 10 | 5 | 1 | 4 | 0 | 0 | 5 | 1 | 3 | 1 | 0 |
| Thaïlande | 246 | 29 | 26 | 3 | 0 | 0 | 217 | 52 | 152 | 2 | 11 |
| Vietnam | 42 | 9 | 6 | 3 | 0 | 0 | 33 | 12 | 20 | 1 | 0 |
| Autres pays d'Asie | 609 | 275 | 165 | 107 | 1 | 2 | 334 | 149 | 167 | 14 | 4 |

Population par pays de nationalité, sexe, état civil et province - Province de Flandre occidentale (suite)

| | Hommes | | | | | | Femmes | | | | |
|------------------------------|--------|-------|--------------------|--------|-------|---------------|--------|--------------------|---------|--------|----------------|
| | Total | Total | Céliba - taires | Mariés | Veufs | Divor- cés | Total | Céliba - taires | Mariées | Veuves | Divor- cées |
| Afrique | | | | | | | | | | | |
| Afrique du Sud (Rép.) | 34 | 10 | 3 | 6 | 0 | 1 | 24 | 7 | 13 | 2 | 2 |
| Algérie | 284 | 170 | 48 | 101 | 2 | 19 | 114 | 39 | 64 | 8 | 3 |
| Angola | 75 | 33 | 25 | 8 | 0 | 0 | 42 | 34 | 6 | 2 | 0 |
| Burundi | 11 | 5 | 4 | 1 | 0 | 0 | 6 | 1 | 4 | 1 | 0 |
| Cameroun | 34 | 15 | 9 | 6 | 0 | 0 | 19 | 6 | 12 | 0 | 1 |
| Congo (Rép. dém.) | 167 | 85 | 54 | 26 | 0 | 5 | 82 | 49 | 20 | 10 | 3 |
| Côte-d'Ivoire | 7 | 4 | 3 | 1 | 0 | 0 | 3 | 1 | 2 | 0 | 0 |
| Egypte | 60 | 42 | 8 | 26 | 0 | 8 | 18 | 4 | 14 | 0 | 0 |
| Ghana | 67 | 31 | 13 | 14 | 0 | 4 | 36 | 15 | 17 | 1 | 3 |
| Maroc | 1.458 | 807 | 314 | 430 | 4 | 59 | 651 | 188 | 407 | 34 | 22 |
| Maurice | 6 | 0 | 0 | 0 | 0 | 0 | 6 | 2 | 3 | 0 | 1 |
| Nigeria | 67 | 39 | 20 | 17 | 2 | 0 | 28 | 15 | 13 | 0 | 0 |
| Rwanda | 33 | 12 | 10 | 2 | 0 | 0 | 21 | 11 | 8 | 2 | 0 |
| Sénégal | 31 | 16 | 6 | 8 | 0 | 2 | 15 | 3 | 9 | 1 | 2 |
| Tunisie | 162 | 100 | 25 | 61 | 1 | 13 | 62 | 16 | 37 | 6 | 3 |
| Autres pays d'Afrique | 220 | 110 | 73 | 32 | 3 | 2 | 110 | 62 | 43 | 3 | 2 |
| Amérique | | | | | | | | | | | |
| Brésil | 76 | 22 | 13 | 9 | 0 | 0 | 54 | 12 | 38 | 0 | 4 |
| Canada | 60 | 24 | 7 | 13 | 2 | 2 | 36 | 14 | 15 | 3 | 4 |
| Chili | 24 | 11 | 5 | 6 | 0 | 0 | 13 | 4 | 9 | 0 | 0 |
| Colombie | 13 | 3 | 2 | 1 | 0 | 0 | 10 | 2 | 6 | 2 | 0 |
| Dominicaine (Rép.) | 46 | 15 | 10 | 5 | 0 | 0 | 31 | 10 | 15 | 0 | 6 |
| Etats-Unis d'Amérique | 211 | 114 | 41 | 60 | 1 | 12 | 97 | 26 | 50 | 15 | 6 |
| Pérou | 20 | 7 | 5 | 2 | 0 | 0 | 13 | 4 | 9 | 0 | 0 |
| Autres pays d'Amérique | 126 | 41 | 22 | 16 | 1 | 2 | 85 | 34 | 50 | 0 | 1 |
| Océanie | | | | | | | | | | | |
| Australie | 16 | 10 | 6 | 3 | 0 | 1 | 6 | 2 | 2 | 0 | 2 |
| Autres pays d'Océanie | 11 | 6 | 2 | 4 | 0 | 0 | 5 | 1 | 4 | 0 | 0 |
| Réfugiés | | | | | | | | | | | |
| D'origine indéterminée | 12 | 7 | 6 | 1 | 0 | 0 | 5 | 2 | 3 | 0 | 0 |
| D'origine déterminée | 371 | 214 | 131 | 73 | 4 | 6 | 157 | 85 | 58 | 10 | 4 |
| Apatrides ou inconnus | | | | | | | | | | | |
| Apatride | 19 | 11 | 7 | 3 | 0 | 1 | 8 | 4 | 3 | 0 | 1 |
| Inconnu | 4 | 2 | 2 | 0 | 0 | 0 | 2 | 2 | 0 | 0 | 0 |

Population au 1.1.2004

Population par pays de nationalité, sexe, état civil et province - Région wallonne

| | Hommes | | | | | | Femmes | | | | |
|--------------------------|-----------|-----------|--------------------|---------|--------|---------------|-----------|--------------------|---------|---------|----------------|
| | Total | Total | Céliba - taires | Mariés | Veufs | Divor- cés | Total | Céliba - taires | Mariées | Veuves | Divor- cées |
| Total | 3.380.498 | 1.640.202 | 776.020 | 702.095 | 44.497 | 117.590 | 1.740.296 | 678.691 | 706.557 | 215.375 | 139.673 |
| Étrangers | 308.461 | 159.751 | 54.674 | 89.288 | 4.008 | 11.781 | 148.710 | 43.541 | 77.626 | 18.864 | 8.679 |
| Union européenne | | | | | | | | | | | |
| Belgique | 3.072.037 | 1.480.451 | 721.346 | 612.807 | 40.489 | 105.809 | 1.591.586 | 635.150 | 628.931 | 196.511 | 130.994 |
| Allemagne | 16.331 | 8.210 | 3.224 | 4.195 | 173 | 618 | 8.121 | 2.931 | 4.011 | 529 | 650 |
| Autriche | 267 | 135 | 44 | 73 | 2 | 16 | 132 | 50 | 67 | 6 | 9 |
| Danemark | 588 | 266 | 144 | 116 | 0 | 6 | 322 | 151 | 160 | 3 | 8 |
| Espagne | 13.310 | 6.986 | 2.139 | 4.076 | 204 | 567 | 6.324 | 1.663 | 3.450 | 817 | 394 |
| Finlande | 259 | 100 | 53 | 45 | 0 | 2 | 159 | 76 | 74 | 2 | 7 |
| France | 58.206 | 27.674 | 10.960 | 13.444 | 733 | 2.537 | 30.532 | 11.024 | 13.196 | 3.531 | 2.781 |
| Grèce | 4.494 | 2.394 | 787 | 1.357 | 63 | 187 | 2.100 | 522 | 1.153 | 296 | 129 |
| Luxembourg | 2.494 | 1.504 | 441 | 856 | 51 | 156 | 990 | 348 | 438 | 114 | 90 |
| Irlande | 340 | 149 | 70 | 73 | 1 | 5 | 191 | 97 | 88 | 3 | 3 |
| Italie | 131.909 | 71.663 | 18.545 | 45.197 | 2.223 | 5.698 | 60.246 | 12.198 | 33.890 | 10.895 | 3.263 |
| Pays-Bas | 7.078 | 3.979 | 1.225 | 2.245 | 144 | 365 | 3.099 | 1.023 | 1.626 | 227 | 223 |
| Portugal | 4.989 | 2.643 | 1.076 | 1.371 | 42 | 154 | 2.346 | 884 | 1.233 | 103 | 126 |
| Grande-Bretagne | 4.755 | 2.467 | 958 | 1.325 | 47 | 137 | 2.288 | 888 | 1.210 | 92 | 98 |
| Suède | 856 | 407 | 209 | 187 | 3 | 8 | 449 | 229 | 193 | 8 | 19 |
| Reste de l'Europe | | | | | | | | | | | |
| Bosnie-Herzégovine | 314 | 172 | 79 | 91 | 0 | 2 | 142 | 69 | 63 | 6 | 4 |
| Bulgarie | 312 | 110 | 63 | 39 | 1 | 7 | 202 | 72 | 101 | 9 | 20 |
| Chypre | 21 | 8 | 4 | 4 | 0 | 0 | 13 | 8 | 5 | 0 | 0 |
| Croatie | 250 | 116 | 47 | 62 | 2 | 5 | 134 | 29 | 66 | 34 | 5 |
| Estonie | 15 | 6 | 4 | 1 | 0 | 1 | 9 | 5 | 4 | 0 | 0 |
| Hongrie | 298 | 118 | 59 | 45 | 4 | 10 | 180 | 74 | 88 | 11 | 7 |
| Lettonie | 30 | 7 | 6 | 1 | 0 | 0 | 23 | 13 | 9 | 0 | 1 |
| Lituanie | 41 | 11 | 9 | 2 | 0 | 0 | 30 | 11 | 16 | 2 | 1 |
| Macedoine (A.R.Y.) | 359 | 203 | 66 | 119 | 3 | 15 | 156 | 37 | 101 | 13 | 5 |
| Norvège | 391 | 175 | 100 | 71 | 1 | 3 | 216 | 107 | 106 | 1 | 2 |
| Pologne | 2.217 | 816 | 386 | 331 | 34 | 65 | 1.401 | 374 | 704 | 273 | 50 |
| Roumanie | 1.356 | 540 | 279 | 237 | 5 | 19 | 816 | 324 | 418 | 34 | 40 |
| Russie | 722 | 238 | 155 | 78 | 2 | 3 | 484 | 163 | 282 | 18 | 21 |
| Slovaquie | 114 | 33 | 21 | 9 | 3 | 0 | 81 | 40 | 35 | 4 | 2 |
| Slovénie | 48 | 26 | 6 | 18 | 0 | 2 | 22 | 4 | 11 | 7 | 0 |
| Suisse | 548 | 255 | 68 | 160 | 15 | 12 | 293 | 105 | 140 | 32 | 16 |
| Tchécoslovaquie | 43 | 20 | 9 | 7 | 0 | 4 | 23 | 7 | 14 | 2 | 0 |
| Tchéquie | 247 | 87 | 61 | 22 | 0 | 4 | 160 | 69 | 86 | 3 | 2 |
| Turquie | 10.030 | 5.048 | 1.470 | 3.345 | 51 | 182 | 4.982 | 1.094 | 3.441 | 351 | 96 |
| Yougoslavie (ex) | 1.503 | 830 | 428 | 363 | 9 | 30 | 673 | 328 | 283 | 54 | 8 |
| Autres pays d'Europe | 967 | 350 | 169 | 165 | 4 | 12 | 617 | 160 | 418 | 16 | 23 |
| Asie | | | | | | | | | | | |
| Bangladesh | 163 | 77 | 52 | 24 | 0 | 1 | 86 | 32 | 50 | 4 | 0 |
| Chine (Rép. populaire) | 1.632 | 775 | 442 | 313 | 2 | 18 | 857 | 410 | 394 | 26 | 27 |
| Inde | 393 | 225 | 122 | 90 | 4 | 9 | 168 | 87 | 79 | 1 | 1 |
| Indonésie | 74 | 12 | 7 | 5 | 0 | 0 | 62 | 9 | 52 | 1 | 0 |
| Iran | 123 | 71 | 18 | 51 | 1 | 1 | 52 | 13 | 31 | 6 | 2 |
| Israël | 116 | 71 | 39 | 32 | 0 | 0 | 45 | 18 | 25 | 2 | 0 |
| Japon | 248 | 79 | 40 | 38 | 0 | 1 | 169 | 73 | 91 | 3 | 2 |
| Liban | 213 | 146 | 78 | 63 | 0 | 5 | 67 | 25 | 31 | 11 | 0 |
| Pakistan | 384 | 261 | 103 | 122 | 6 | 30 | 123 | 39 | 81 | 3 | 0 |
| Philippines | 139 | 22 | 15 | 6 | 1 | 0 | 117 | 27 | 83 | 5 | 2 |
| Syrie | 111 | 56 | 27 | 27 | 0 | 2 | 55 | 18 | 34 | 2 | 1 |
| Thaïlande | 337 | 84 | 72 | 9 | 1 | 2 | 253 | 75 | 166 | 5 | 7 |
| Vietnam | 238 | 71 | 46 | 23 | 0 | 2 | 167 | 41 | 113 | 6 | 7 |
| Autres pays d'Asie | 1.026 | 438 | 254 | 177 | 5 | 2 | 588 | 261 | 302 | 19 | 6 |

Population par pays de nationalité, sexe, état civil et province - Région wallonne (suite)

| | Hommes | | | | | | Femmes | | | | |
|------------------------------|--------|-------|--------------------|--------|-------|---------------|--------|--------------------|---------|--------|----------------|
| | Total | Total | Céliba - taires | Mariés | Veufs | Divor- cés | Total | Céliba - taires | Mariées | Veuves | Divor- cées |
| Afrique | | | | | | | | | | | |
| Afrique du Sud (Rép.) | 62 | 27 | 14 | 13 | 0 | 0 | 35 | 16 | 18 | 1 | 0 |
| Algérie | 4.139 | 2.376 | 846 | 1.385 | 24 | 121 | 1.763 | 486 | 998 | 224 | 55 |
| Angola | 438 | 235 | 176 | 56 | 2 | 1 | 203 | 153 | 44 | 5 | 1 |
| Burundi | 358 | 177 | 120 | 57 | 0 | 0 | 181 | 93 | 82 | 5 | 1 |
| Cameroun | 838 | 444 | 327 | 110 | 0 | 7 | 394 | 224 | 155 | 5 | 10 |
| Congo (Rép. dém.) | 4.088 | 2.172 | 1.444 | 651 | 21 | 56 | 1.916 | 1.235 | 516 | 135 | 30 |
| Côte-d'Ivoire | 333 | 183 | 124 | 56 | 0 | 3 | 150 | 67 | 74 | 4 | 5 |
| Egypte | 79 | 60 | 22 | 36 | 0 | 2 | 19 | 8 | 10 | 1 | 0 |
| Ghana | 246 | 136 | 97 | 34 | 0 | 5 | 110 | 80 | 25 | 2 | 3 |
| Maroc | 12.977 | 7.023 | 2.995 | 3.615 | 30 | 383 | 5.954 | 1.569 | 3.671 | 488 | 226 |
| Maurice | 450 | 98 | 58 | 33 | 1 | 6 | 352 | 37 | 282 | 18 | 15 |
| Nigeria | 97 | 61 | 45 | 16 | 0 | 0 | 36 | 17 | 17 | 1 | 1 |
| Rwanda | 456 | 222 | 146 | 74 | 0 | 2 | 234 | 154 | 66 | 13 | 1 |
| Sénégal | 234 | 140 | 73 | 64 | 0 | 3 | 94 | 28 | 59 | 2 | 5 |
| Tunisie | 909 | 641 | 210 | 362 | 2 | 67 | 268 | 72 | 170 | 17 | 9 |
| Autres pays d'Afrique | 1.584 | 845 | 520 | 305 | 6 | 14 | 739 | 322 | 370 | 29 | 18 |
| Amérique | | | | | | | | | | | |
| Brésil | 510 | 176 | 109 | 63 | 1 | 3 | 334 | 140 | 180 | 2 | 12 |
| Canada | 926 | 356 | 200 | 134 | 3 | 19 | 570 | 294 | 256 | 9 | 11 |
| Chili | 232 | 98 | 38 | 54 | 1 | 5 | 134 | 52 | 73 | 1 | 8 |
| Colombie | 141 | 53 | 35 | 17 | 0 | 1 | 88 | 45 | 38 | 4 | 1 |
| Dominicaine (Rép.) | 83 | 25 | 14 | 9 | 0 | 2 | 58 | 20 | 35 | 0 | 3 |
| Etats-Unis d'Amérique | 4.311 | 1.969 | 1.169 | 735 | 15 | 50 | 2.342 | 1.116 | 1.123 | 39 | 64 |
| Pérou | 161 | 64 | 33 | 28 | 0 | 3 | 97 | 44 | 50 | 2 | 1 |
| Autres pays d'Amérique | 844 | 331 | 196 | 121 | 1 | 13 | 513 | 257 | 239 | 7 | 10 |
| Océanie | | | | | | | | | | | |
| Australie | 153 | 60 | 34 | 21 | 1 | 4 | 93 | 72 | 19 | 0 | 2 |
| Autres pays d'Océanie | 25 | 13 | 6 | 6 | 0 | 1 | 12 | 10 | 2 | 0 | 0 |
| Réfugiés | | | | | | | | | | | |
| D'origine indéterminée | 262 | 158 | 97 | 41 | 3 | 17 | 104 | 69 | 22 | 8 | 5 |
| D'origine déterminée | 2.460 | 1.359 | 789 | 440 | 57 | 73 | 1.101 | 530 | 300 | 249 | 22 |
| Apatrides ou inconnus | | | | | | | | | | | |
| Apatride | 100 | 80 | 38 | 29 | 0 | 13 | 20 | 9 | 9 | 0 | 2 |
| Inconnu | 66 | 35 | 20 | 13 | 0 | 2 | 31 | 17 | 11 | 3 | 0 |

Population au 1.1.2004

Population par pays de nationalité, sexe, état civil et province - Province de Brabant wallon

| | Hommes | | | | | | Femmes | | | | |
|--------------------------|---------|---------|--------------------|--------|-------|---------------|---------|--------------------|---------|--------|----------------|
| | Total | Total | Céliba - taires | Mariés | Veufs | Divor- cés | Total | Céliba - taires | Mariées | Veuves | Divor- cées |
| Total | 360.717 | 175.247 | 83.459 | 76.872 | 4.146 | 10.770 | 185.470 | 75.323 | 77.458 | 18.323 | 14.366 |
| Étrangers | 30.088 | 15.365 | 6.189 | 8.173 | 239 | 764 | 14.723 | 5.788 | 7.304 | 925 | 706 |
| Union européenne | | | | | | | | | | | |
| Belgique | 330.629 | 159.882 | 77.270 | 68.699 | 3.907 | 10.006 | 170.747 | 69.535 | 70.154 | 17.398 | 13.660 |
| Allemagne | 828 | 394 | 143 | 227 | 3 | 21 | 434 | 168 | 227 | 12 | 27 |
| Autriche | 89 | 43 | 15 | 24 | 1 | 3 | 46 | 18 | 22 | 2 | 4 |
| Danemark | 354 | 157 | 75 | 78 | 0 | 4 | 197 | 94 | 93 | 2 | 8 |
| Espagne | 1.752 | 922 | 305 | 552 | 14 | 51 | 830 | 299 | 435 | 59 | 37 |
| Finlande | 176 | 77 | 39 | 37 | 0 | 1 | 99 | 43 | 50 | 1 | 5 |
| France | 6.171 | 2.883 | 1.244 | 1.392 | 49 | 198 | 3.288 | 1.346 | 1.469 | 226 | 247 |
| Grèce | 370 | 198 | 75 | 111 | 1 | 11 | 172 | 69 | 81 | 14 | 8 |
| Luxembourg | 300 | 180 | 46 | 106 | 7 | 21 | 120 | 47 | 54 | 12 | 7 |
| Irlande | 220 | 98 | 47 | 49 | 0 | 2 | 122 | 54 | 63 | 2 | 3 |
| Italie | 6.069 | 3.467 | 989 | 2.149 | 89 | 240 | 2.602 | 717 | 1.441 | 307 | 137 |
| Pays-Bas | 1.059 | 570 | 177 | 331 | 18 | 44 | 489 | 204 | 226 | 31 | 28 |
| Portugal | 1.101 | 558 | 243 | 285 | 7 | 23 | 543 | 205 | 290 | 18 | 30 |
| Grande-Bretagne | 2.595 | 1.426 | 549 | 802 | 21 | 54 | 1.169 | 475 | 604 | 41 | 49 |
| Suède | 721 | 351 | 180 | 161 | 3 | 7 | 370 | 187 | 164 | 4 | 15 |
| Reste de l'Europe | | | | | | | | | | | |
| Bosnie-Herzégovine | 24 | 13 | 9 | 4 | 0 | 0 | 11 | 3 | 5 | 3 | 0 |
| Bulgarie | 46 | 20 | 10 | 9 | 0 | 1 | 26 | 13 | 11 | 1 | 1 |
| Chypre | 13 | 5 | 2 | 3 | 0 | 0 | 8 | 7 | 1 | 0 | 0 |
| Croatie | 9 | 2 | 1 | 1 | 0 | 0 | 7 | 3 | 3 | 1 | 0 |
| Estonie | 1 | 1 | 0 | 0 | 0 | 1 | 0 | 0 | 0 | 0 | 0 |
| Hongrie | 37 | 12 | 7 | 4 | 0 | 1 | 25 | 12 | 11 | 0 | 2 |
| Lettonie | 7 | 1 | 1 | 0 | 0 | 0 | 6 | 5 | 1 | 0 | 0 |
| Lituanie | 2 | 1 | 1 | 0 | 0 | 0 | 1 | 1 | 0 | 0 | 0 |
| Macedoine (A.R.Y.) | 35 | 17 | 3 | 12 | 0 | 2 | 18 | 1 | 13 | 4 | 0 |
| Norvège | 242 | 116 | 60 | 55 | 0 | 1 | 126 | 62 | 63 | 0 | 1 |
| Pologne | 282 | 108 | 65 | 38 | 2 | 3 | 174 | 75 | 89 | 4 | 6 |
| Roumanie | 201 | 85 | 37 | 46 | 1 | 1 | 116 | 44 | 59 | 8 | 5 |
| Russie | 148 | 55 | 30 | 24 | 0 | 1 | 93 | 27 | 60 | 3 | 3 |
| Slovaquie | 20 | 5 | 2 | 3 | 0 | 0 | 15 | 9 | 6 | 0 | 0 |
| Slovénie | 2 | 0 | 0 | 0 | 0 | 0 | 2 | 2 | 0 | 0 | 0 |
| Suisse | 178 | 87 | 20 | 63 | 2 | 2 | 91 | 38 | 45 | 2 | 6 |
| Tchécoslovaquie | 9 | 4 | 1 | 3 | 0 | 0 | 5 | 1 | 4 | 0 | 0 |
| Tchéquie | 66 | 31 | 18 | 12 | 0 | 1 | 35 | 14 | 21 | 0 | 0 |
| Turquie | 89 | 54 | 17 | 34 | 0 | 3 | 35 | 12 | 20 | 3 | 0 |
| Yougoslavie (ex) | 83 | 50 | 26 | 22 | 1 | 1 | 33 | 8 | 22 | 3 | 0 |
| Autres pays d'Europe | 101 | 37 | 21 | 13 | 1 | 2 | 64 | 24 | 37 | 1 | 2 |
| Asie | | | | | | | | | | | |
| Bangladesh | 2 | 0 | 0 | 0 | 0 | 0 | 2 | 1 | 1 | 0 | 0 |
| Chine (Rép. populaire) | 315 | 146 | 88 | 57 | 1 | 0 | 169 | 93 | 63 | 7 | 6 |
| Inde | 62 | 35 | 17 | 18 | 0 | 0 | 27 | 12 | 15 | 0 | 0 |
| Indonésie | 17 | 4 | 2 | 2 | 0 | 0 | 13 | 2 | 11 | 0 | 0 |
| Iran | 30 | 16 | 3 | 11 | 1 | 1 | 14 | 1 | 11 | 1 | 1 |
| Israël | 75 | 43 | 20 | 23 | 0 | 0 | 32 | 12 | 18 | 2 | 0 |
| Japon | 119 | 42 | 17 | 24 | 0 | 1 | 77 | 34 | 41 | 1 | 1 |
| Liban | 50 | 37 | 20 | 16 | 0 | 1 | 13 | 5 | 6 | 2 | 0 |
| Pakistan | 20 | 9 | 3 | 6 | 0 | 0 | 11 | 6 | 4 | 1 | 0 |
| Philippines | 30 | 7 | 6 | 1 | 0 | 0 | 23 | 12 | 11 | 0 | 0 |
| Syrie | 24 | 12 | 6 | 6 | 0 | 0 | 12 | 7 | 4 | 1 | 0 |
| Thaïlande | 56 | 16 | 13 | 3 | 0 | 0 | 40 | 14 | 26 | 0 | 0 |
| Vietnam | 32 | 12 | 7 | 5 | 0 | 0 | 20 | 9 | 11 | 0 | 0 |
| Autres pays d'Asie | 214 | 97 | 56 | 40 | 0 | 1 | 117 | 55 | 56 | 4 | 2 |

Population par pays de nationalité, sexe, état civil et province - Province de Brabant wallon (suite)

| | Hommes | | | | | | Femmes | | | | |
|------------------------------|--------|-------|--------------------|--------|-------|---------------|--------|--------------------|---------|--------|----------------|
| | Total | Total | Céliba - taires | Mariés | Veufs | Divor- cés | Total | Céliba - taires | Mariées | Veuves | Divor- cées |
| Afrique | | | | | | | | | | | |
| Afrique du Sud (Rép.) | 31 | 15 | 7 | 8 | 0 | 0 | 16 | 8 | 8 | 0 | 0 |
| Algérie | 133 | 68 | 31 | 32 | 1 | 4 | 65 | 24 | 30 | 10 | 1 |
| Angola | 16 | 6 | 5 | 1 | 0 | 0 | 10 | 8 | 1 | 1 | 0 |
| Burundi | 104 | 49 | 30 | 19 | 0 | 0 | 55 | 26 | 27 | 2 | 0 |
| Cameroun | 110 | 48 | 26 | 21 | 0 | 1 | 62 | 39 | 22 | 0 | 1 |
| Congo (Rép. dém.) | 844 | 484 | 282 | 185 | 4 | 13 | 360 | 203 | 120 | 33 | 4 |
| Côte-d'Ivoire | 51 | 24 | 16 | 8 | 0 | 0 | 27 | 13 | 13 | 1 | 0 |
| Egypte | 17 | 10 | 6 | 4 | 0 | 0 | 7 | 3 | 3 | 1 | 0 |
| Ghana | 15 | 10 | 5 | 4 | 0 | 1 | 5 | 2 | 1 | 1 | 1 |
| Maroc | 1.300 | 655 | 298 | 338 | 2 | 17 | 645 | 174 | 398 | 54 | 19 |
| Maurice | 54 | 18 | 13 | 4 | 1 | 0 | 36 | 3 | 28 | 4 | 1 |
| Nigeria | 25 | 17 | 16 | 1 | 0 | 0 | 8 | 2 | 5 | 1 | 0 |
| Rwanda | 117 | 58 | 32 | 26 | 0 | 0 | 59 | 38 | 18 | 3 | 0 |
| Sénégal | 46 | 28 | 12 | 16 | 0 | 0 | 18 | 7 | 10 | 1 | 0 |
| Tunisie | 95 | 68 | 24 | 39 | 0 | 5 | 27 | 6 | 17 | 4 | 0 |
| Autres pays d'Afrique | 270 | 140 | 69 | 69 | 1 | 1 | 130 | 63 | 58 | 6 | 3 |
| Amérique | | | | | | | | | | | |
| Brésil | 143 | 56 | 33 | 22 | 1 | 0 | 87 | 43 | 39 | 1 | 4 |
| Canada | 270 | 124 | 65 | 56 | 1 | 2 | 146 | 73 | 68 | 0 | 5 |
| Chili | 130 | 57 | 25 | 32 | 0 | 0 | 73 | 32 | 37 | 0 | 4 |
| Colombie | 56 | 23 | 13 | 10 | 0 | 0 | 33 | 18 | 14 | 0 | 1 |
| Dominicaine (Rép.) | 14 | 5 | 4 | 1 | 0 | 0 | 9 | 5 | 3 | 0 | 1 |
| Etats-Unis d'Amérique | 1.082 | 565 | 269 | 284 | 2 | 10 | 517 | 228 | 268 | 8 | 13 |
| Pérou | 67 | 24 | 10 | 13 | 0 | 1 | 43 | 27 | 13 | 2 | 1 |
| Autres pays d'Amérique | 314 | 131 | 77 | 52 | 0 | 2 | 183 | 91 | 88 | 2 | 2 |
| Océanie | | | | | | | | | | | |
| Australie | 65 | 34 | 20 | 14 | 0 | 0 | 31 | 18 | 13 | 0 | 0 |
| Autres pays d'Océanie | 12 | 7 | 4 | 3 | 0 | 0 | 5 | 5 | 0 | 0 | 0 |
| Réfugiés | | | | | | | | | | | |
| D'origine indéterminée | 11 | 7 | 5 | 2 | 0 | 0 | 4 | 1 | 2 | 1 | 0 |
| D'origine déterminée | 237 | 121 | 73 | 42 | 4 | 2 | 116 | 75 | 31 | 6 | 4 |
| Apatrides ou inconnus | | | | | | | | | | | |
| Apatride | 7 | 7 | 1 | 5 | 0 | 1 | 0 | 0 | 0 | 0 | 0 |
| Inconnu | 6 | 2 | 2 | 0 | 0 | 0 | 4 | 3 | 1 | 0 | 0 |

Population au 1.1.2004

Population par pays de nationalité, sexe, état civil et province - Province de Hainaut

| | Hommes | | | | | | Femmes | | | | |
|--------------------------|-----------|---------|--------------------|---------|--------|---------------|---------|--------------------|---------|--------|----------------|
| | Total | Total | Céliba - taires | Mariés | Veufs | Divor- cés | Total | Céliba - taires | Mariées | Veuves | Divor- cées |
| Total | 1.283.200 | 618.867 | 291.255 | 263.929 | 17.582 | 46.101 | 664.333 | 254.015 | 266.974 | 89.112 | 54.232 |
| Étrangers | 143.842 | 73.999 | 23.635 | 42.734 | 1.978 | 5.652 | 69.843 | 18.419 | 37.342 | 9.947 | 4.135 |
| Union européenne | | | | | | | | | | | |
| Belgique | 1.139.358 | 544.868 | 267.620 | 221.195 | 15.604 | 40.449 | 594.490 | 235.596 | 229.632 | 79.165 | 50.097 |
| Allemagne | 1.477 | 694 | 280 | 317 | 35 | 62 | 783 | 255 | 435 | 59 | 34 |
| Autriche | 61 | 27 | 11 | 14 | 0 | 2 | 34 | 15 | 15 | 2 | 2 |
| Danemark | 168 | 72 | 50 | 22 | 0 | 0 | 96 | 42 | 53 | 1 | 0 |
| Espagne | 3.557 | 1.922 | 596 | 1.101 | 68 | 157 | 1.635 | 413 | 916 | 200 | 106 |
| Finlande | 21 | 5 | 2 | 2 | 0 | 1 | 16 | 6 | 10 | 0 | 0 |
| France | 34.194 | 16.058 | 6.104 | 7.994 | 466 | 1.494 | 18.136 | 6.194 | 7.898 | 2.349 | 1.695 |
| Grèce | 2.382 | 1.264 | 403 | 717 | 39 | 105 | 1.118 | 253 | 636 | 162 | 67 |
| Luxembourg | 124 | 71 | 14 | 44 | 2 | 11 | 53 | 14 | 23 | 9 | 7 |
| Irlande | 41 | 19 | 10 | 6 | 1 | 2 | 22 | 11 | 11 | 0 | 0 |
| Italie | 74.579 | 40.372 | 10.223 | 25.759 | 1.208 | 3.182 | 34.207 | 6.586 | 19.620 | 6.142 | 1.859 |
| Pays-Bas | 640 | 366 | 121 | 201 | 14 | 30 | 274 | 100 | 136 | 22 | 16 |
| Portugal | 1.156 | 610 | 256 | 315 | 9 | 30 | 546 | 214 | 268 | 34 | 30 |
| Grande-Bretagne | 1.218 | 508 | 236 | 225 | 14 | 33 | 710 | 247 | 411 | 30 | 22 |
| Suède | 47 | 19 | 13 | 6 | 0 | 0 | 28 | 16 | 8 | 1 | 3 |
| Reste de l'Europe | | | | | | | | | | | |
| Bosnie-Herzégovine | 19 | 8 | 4 | 4 | 0 | 0 | 11 | 6 | 4 | 0 | 1 |
| Bulgarie | 65 | 20 | 12 | 8 | 0 | 0 | 45 | 13 | 30 | 0 | 2 |
| Chypre | 2 | 0 | 0 | 0 | 0 | 0 | 2 | 0 | 2 | 0 | 0 |
| Croatie | 31 | 15 | 7 | 6 | 0 | 2 | 16 | 5 | 7 | 3 | 1 |
| Estonie | 9 | 4 | 3 | 1 | 0 | 0 | 5 | 2 | 3 | 0 | 0 |
| Hongrie | 126 | 50 | 25 | 20 | 2 | 3 | 76 | 29 | 40 | 4 | 3 |
| Lettonie | 12 | 4 | 3 | 1 | 0 | 0 | 8 | 4 | 4 | 0 | 0 |
| Lituanie | 16 | 6 | 4 | 2 | 0 | 0 | 10 | 3 | 6 | 0 | 1 |
| Macedoine (A.R.Y.) | 136 | 83 | 43 | 35 | 2 | 3 | 53 | 20 | 28 | 4 | 1 |
| Norvège | 121 | 45 | 34 | 10 | 0 | 1 | 76 | 36 | 40 | 0 | 0 |
| Pologne | 876 | 330 | 154 | 132 | 14 | 30 | 546 | 128 | 260 | 139 | 19 |
| Roumanie | 358 | 134 | 71 | 58 | 1 | 4 | 224 | 89 | 118 | 6 | 11 |
| Russie | 187 | 64 | 46 | 17 | 1 | 0 | 123 | 37 | 78 | 3 | 5 |
| Slovaquie | 53 | 18 | 13 | 3 | 2 | 0 | 35 | 17 | 15 | 3 | 0 |
| Slovénie | 25 | 13 | 2 | 10 | 0 | 1 | 12 | 2 | 8 | 2 | 0 |
| Suisse | 138 | 57 | 11 | 37 | 4 | 5 | 81 | 24 | 40 | 15 | 2 |
| Tchécoslovaquie | 11 | 7 | 4 | 2 | 0 | 1 | 4 | 1 | 2 | 1 | 0 |
| Tchéquie | 105 | 34 | 29 | 3 | 0 | 2 | 71 | 30 | 38 | 3 | 0 |
| Turquie | 5.516 | 2.734 | 809 | 1.805 | 25 | 95 | 2.782 | 625 | 1.924 | 199 | 34 |
| Yougoslavie (ex) | 145 | 89 | 48 | 34 | 1 | 6 | 56 | 30 | 20 | 2 | 4 |
| Autres pays d'Europe | 255 | 92 | 39 | 48 | 1 | 4 | 163 | 31 | 116 | 8 | 8 |
| Asie | | | | | | | | | | | |
| Bangladesh | 3 | 3 | 2 | 1 | 0 | 0 | 0 | 0 | 0 | 0 | 0 |
| Chine (Rép. populaire) | 482 | 234 | 115 | 109 | 1 | 9 | 248 | 109 | 122 | 10 | 7 |
| Inde | 71 | 18 | 10 | 8 | 0 | 0 | 53 | 43 | 10 | 0 | 0 |
| Indonésie | 20 | 1 | 1 | 0 | 0 | 0 | 19 | 4 | 14 | 1 | 0 |
| Iran | 37 | 24 | 7 | 17 | 0 | 0 | 13 | 5 | 7 | 1 | 0 |
| Israël | 7 | 3 | 0 | 3 | 0 | 0 | 4 | 1 | 3 | 0 | 0 |
| Japon | 49 | 14 | 7 | 7 | 0 | 0 | 35 | 16 | 18 | 1 | 0 |
| Liban | 61 | 43 | 20 | 21 | 0 | 2 | 18 | 6 | 9 | 3 | 0 |
| Pakistan | 118 | 77 | 24 | 40 | 2 | 11 | 41 | 10 | 31 | 0 | 0 |
| Philippines | 44 | 7 | 4 | 3 | 0 | 0 | 37 | 5 | 29 | 2 | 1 |
| Syrie | 15 | 8 | 1 | 6 | 0 | 1 | 7 | 3 | 4 | 0 | 0 |
| Thaïlande | 90 | 22 | 21 | 0 | 0 | 1 | 68 | 17 | 48 | 1 | 2 |
| Vietnam | 51 | 7 | 4 | 3 | 0 | 0 | 44 | 11 | 29 | 4 | 0 |
| Autres pays d'Asie | 221 | 79 | 42 | 36 | 1 | 0 | 142 | 61 | 78 | 3 | 0 |

Population par pays de nationalité, sexe, état civil et province - Province de Hainaut (suite)

| | Hommes | | | | | | Femmes | | | | |
|------------------------------|--------|-------|--------------------|--------|-------|---------------|--------|--------------------|---------|--------|----------------|
| | Total | Total | Céliba - taires | Mariés | Veufs | Divor- cés | Total | Céliba - taires | Mariées | Veuves | Divor- cées |
| Afrique | | | | | | | | | | | |
| Afrique du Sud (Rép.) | 13 | 6 | 3 | 3 | 0 | 0 | 7 | 2 | 5 | 0 | 0 |
| Algérie | 3.144 | 1.795 | 613 | 1.078 | 17 | 87 | 1.349 | 369 | 769 | 173 | 38 |
| Angola | 60 | 32 | 21 | 10 | 1 | 0 | 28 | 21 | 6 | 0 | 1 |
| Burundi | 64 | 33 | 25 | 8 | 0 | 0 | 31 | 15 | 16 | 0 | 0 |
| Cameroun | 295 | 171 | 133 | 37 | 0 | 1 | 124 | 64 | 56 | 0 | 4 |
| Congo (Rép. dém.) | 996 | 512 | 358 | 136 | 3 | 15 | 484 | 311 | 128 | 34 | 11 |
| Côte-d'Ivoire | 46 | 31 | 18 | 12 | 0 | 1 | 15 | 4 | 10 | 0 | 1 |
| Egypte | 24 | 20 | 3 | 16 | 0 | 1 | 4 | 3 | 1 | 0 | 0 |
| Ghana | 26 | 12 | 8 | 3 | 0 | 1 | 14 | 12 | 2 | 0 | 0 |
| Maroc | 4.726 | 2.632 | 1.084 | 1.398 | 8 | 142 | 2.094 | 551 | 1.317 | 158 | 68 |
| Maurice | 147 | 33 | 17 | 15 | 0 | 1 | 114 | 13 | 90 | 6 | 5 |
| Nigeria | 23 | 15 | 7 | 8 | 0 | 0 | 8 | 5 | 3 | 0 | 0 |
| Rwanda | 120 | 53 | 38 | 13 | 0 | 2 | 67 | 47 | 18 | 2 | 0 |
| Sénégal | 47 | 27 | 11 | 16 | 0 | 0 | 20 | 5 | 13 | 0 | 2 |
| Tunisie | 243 | 169 | 26 | 122 | 1 | 20 | 74 | 12 | 50 | 6 | 6 |
| Autres pays d'Afrique | 320 | 145 | 101 | 38 | 2 | 4 | 175 | 69 | 95 | 8 | 3 |
| Amérique | | | | | | | | | | | |
| Brésil | 125 | 50 | 32 | 16 | 0 | 2 | 75 | 25 | 48 | 0 | 2 |
| Canada | 360 | 124 | 76 | 39 | 1 | 8 | 236 | 113 | 113 | 5 | 5 |
| Chili | 35 | 13 | 2 | 11 | 0 | 0 | 22 | 10 | 11 | 0 | 1 |
| Colombie | 34 | 14 | 11 | 3 | 0 | 0 | 20 | 8 | 9 | 3 | 0 |
| Dominicaine (Rép.) | 35 | 10 | 3 | 5 | 0 | 2 | 25 | 9 | 15 | 0 | 1 |
| Etats-Unis d'Amérique | 2.808 | 1.205 | 826 | 350 | 7 | 22 | 1.603 | 779 | 772 | 13 | 39 |
| Pérou | 20 | 8 | 3 | 4 | 0 | 1 | 12 | 0 | 12 | 0 | 0 |
| Autres pays d'Amérique | 194 | 67 | 40 | 19 | 0 | 8 | 127 | 52 | 70 | 3 | 2 |
| Océanie | | | | | | | | | | | |
| Australie | 29 | 11 | 3 | 5 | 1 | 2 | 18 | 13 | 4 | 0 | 1 |
| Autres pays d'Océanie | 6 | 4 | 2 | 1 | 0 | 1 | 2 | 2 | 0 | 0 | 0 |
| Réfugiés | | | | | | | | | | | |
| D'origine indéterminée | 51 | 35 | 19 | 11 | 0 | 5 | 16 | 7 | 4 | 5 | 0 |
| D'origine déterminée | 661 | 383 | 194 | 133 | 24 | 32 | 278 | 102 | 72 | 102 | 2 |
| Apatrides ou inconnus | | | | | | | | | | | |
| Apatride | 39 | 28 | 14 | 11 | 0 | 3 | 11 | 3 | 8 | 0 | 0 |
| Inconnu | 11 | 7 | 6 | 0 | 0 | 1 | 4 | 4 | 0 | 0 | 0 |

Population au 1.1.2004

Population par pays de nationalité, sexe, état civil et province - Province de Liège

| | Hommes | | | | | | Femmes | | | | |
|--------------------------|-----------|---------|--------------------|---------|--------|---------------|---------|--------------------|---------|--------|----------------|
| | Total | Total | Céliba - taires | Mariés | Veufs | Divor- cés | Total | Céliba - taires | Mariées | Veuves | Divor- cées |
| Total | 1.029.605 | 500.078 | 235.065 | 213.056 | 13.936 | 38.021 | 529.527 | 204.812 | 213.742 | 65.183 | 45.790 |
| Étrangers | 104.153 | 54.281 | 19.186 | 29.619 | 1.416 | 4.060 | 49.872 | 14.593 | 25.814 | 6.511 | 2.954 |
| Union européenne | | | | | | | | | | | |
| Belgique | 925.452 | 445.797 | 215.879 | 183.437 | 12.520 | 33.961 | 479.655 | 190.219 | 187.928 | 58.672 | 42.836 |
| Allemagne | 13.546 | 6.878 | 2.730 | 3.511 | 128 | 509 | 6.668 | 2.429 | 3.233 | 437 | 569 |
| Autriche | 94 | 55 | 16 | 29 | 0 | 10 | 39 | 11 | 23 | 2 | 3 |
| Danemark | 42 | 23 | 13 | 8 | 0 | 2 | 19 | 12 | 7 | 0 | 0 |
| Espagne | 7.043 | 3.623 | 1.079 | 2.121 | 114 | 309 | 3.420 | 824 | 1.862 | 506 | 228 |
| Finlande | 40 | 11 | 7 | 4 | 0 | 0 | 29 | 19 | 9 | 0 | 1 |
| France | 7.927 | 3.737 | 1.764 | 1.479 | 94 | 400 | 4.190 | 1.772 | 1.611 | 406 | 401 |
| Grèce | 1.496 | 796 | 278 | 438 | 20 | 60 | 700 | 171 | 371 | 109 | 49 |
| Luxembourg | 571 | 361 | 103 | 202 | 14 | 42 | 210 | 73 | 92 | 26 | 19 |
| Irlande | 40 | 19 | 9 | 9 | 0 | 1 | 21 | 14 | 6 | 1 | 0 |
| Italie | 44.025 | 23.539 | 6.317 | 14.569 | 782 | 1.871 | 20.486 | 4.240 | 11.219 | 3.922 | 1.105 |
| Pays-Bas | 4.086 | 2.318 | 698 | 1.298 | 95 | 227 | 1.768 | 547 | 938 | 143 | 140 |
| Portugal | 1.216 | 668 | 241 | 357 | 20 | 50 | 548 | 174 | 306 | 35 | 33 |
| Grande-Bretagne | 517 | 288 | 98 | 164 | 6 | 20 | 229 | 92 | 106 | 14 | 17 |
| Suède | 63 | 26 | 12 | 13 | 0 | 1 | 37 | 18 | 16 | 2 | 1 |
| Reste de l'Europe | | | | | | | | | | | |
| Bosnie-Herzégovine | 243 | 138 | 62 | 74 | 0 | 2 | 105 | 56 | 43 | 3 | 3 |
| Bulgarie | 154 | 54 | 30 | 19 | 1 | 4 | 100 | 34 | 47 | 6 | 13 |
| Chypre | 4 | 1 | 0 | 1 | 0 | 0 | 3 | 1 | 2 | 0 | 0 |
| Croatie | 191 | 90 | 34 | 52 | 2 | 2 | 101 | 17 | 51 | 29 | 4 |
| Estonie | 4 | 0 | 0 | 0 | 0 | 0 | 4 | 3 | 1 | 0 | 0 |
| Hongrie | 84 | 35 | 17 | 14 | 1 | 3 | 49 | 18 | 24 | 5 | 2 |
| Lettonie | 6 | 1 | 1 | 0 | 0 | 0 | 5 | 3 | 2 | 0 | 0 |
| Lituanie | 20 | 4 | 4 | 0 | 0 | 0 | 16 | 6 | 8 | 2 | 0 |
| Macedoine (A.R.Y.) | 90 | 44 | 13 | 27 | 1 | 3 | 46 | 10 | 32 | 1 | 3 |
| Norvège | 21 | 11 | 6 | 3 | 1 | 1 | 10 | 6 | 2 | 1 | 1 |
| Pologne | 809 | 286 | 115 | 128 | 17 | 26 | 523 | 123 | 264 | 114 | 22 |
| Roumanie | 576 | 248 | 136 | 100 | 2 | 10 | 328 | 145 | 153 | 15 | 15 |
| Russie | 230 | 70 | 48 | 21 | 0 | 1 | 160 | 56 | 84 | 10 | 10 |
| Slovaquie | 21 | 5 | 2 | 2 | 1 | 0 | 16 | 6 | 7 | 1 | 2 |
| Slovénie | 15 | 10 | 3 | 6 | 0 | 1 | 5 | 0 | 2 | 3 | 0 |
| Suisse | 129 | 61 | 17 | 36 | 5 | 3 | 68 | 20 | 35 | 8 | 5 |
| Tchécoslovaquie | 16 | 9 | 4 | 2 | 0 | 3 | 7 | 1 | 6 | 0 | 0 |
| Tchéquie | 58 | 20 | 12 | 7 | 0 | 1 | 38 | 19 | 17 | 0 | 2 |
| Turquie | 3.787 | 1.947 | 569 | 1.291 | 16 | 71 | 1.840 | 392 | 1.278 | 119 | 51 |
| Yougoslavie (ex) | 955 | 509 | 272 | 213 | 6 | 18 | 446 | 232 | 175 | 35 | 4 |
| Autres pays d'Europe | 394 | 144 | 71 | 67 | 1 | 5 | 250 | 64 | 171 | 6 | 9 |
| Asie | | | | | | | | | | | |
| Bangladesh | 131 | 61 | 44 | 17 | 0 | 0 | 70 | 30 | 37 | 3 | 0 |
| Chine (Rép. populaire) | 562 | 273 | 185 | 86 | 0 | 2 | 289 | 147 | 131 | 4 | 7 |
| Inde | 243 | 162 | 90 | 61 | 4 | 7 | 81 | 28 | 51 | 1 | 1 |
| Indonésie | 31 | 7 | 4 | 3 | 0 | 0 | 24 | 3 | 21 | 0 | 0 |
| Iran | 48 | 26 | 6 | 20 | 0 | 0 | 22 | 6 | 11 | 4 | 1 |
| Israël | 32 | 23 | 19 | 4 | 0 | 0 | 9 | 5 | 4 | 0 | 0 |
| Japon | 54 | 11 | 7 | 4 | 0 | 0 | 43 | 19 | 24 | 0 | 0 |
| Liban | 72 | 47 | 31 | 14 | 0 | 2 | 25 | 9 | 12 | 4 | 0 |
| Pakistan | 225 | 159 | 67 | 71 | 4 | 17 | 66 | 23 | 42 | 1 | 0 |
| Philippines | 35 | 0 | 0 | 0 | 0 | 0 | 35 | 6 | 27 | 2 | 0 |
| Syrie | 55 | 28 | 16 | 11 | 0 | 1 | 27 | 6 | 19 | 1 | 1 |
| Thaïlande | 122 | 27 | 22 | 3 | 1 | 1 | 95 | 24 | 65 | 2 | 4 |
| Vietnam | 103 | 30 | 21 | 7 | 0 | 2 | 73 | 13 | 52 | 2 | 6 |
| Autres pays d'Asie | 354 | 151 | 85 | 61 | 4 | 1 | 203 | 89 | 102 | 9 | 3 |

Population par pays de nationalité, sexe, état civil et province - Province de Liège (suite)

| | Hommes | | | | | | Femmes | | | | |
|------------------------------|--------|-------|--------------------|--------|-------|---------------|--------|--------------------|---------|--------|----------------|
| | Total | Total | Céliba - taires | Mariés | Veufs | Divor- cés | Total | Céliba - taires | Mariées | Veuves | Divor- cées |
| Afrique | | | | | | | | | | | |
| Afrique du Sud (Rép.) | 14 | 4 | 2 | 2 | 0 | 0 | 10 | 4 | 5 | 1 | 0 |
| Algérie | 659 | 379 | 152 | 198 | 4 | 25 | 280 | 75 | 154 | 38 | 13 |
| Angola | 346 | 186 | 142 | 42 | 1 | 1 | 160 | 120 | 36 | 4 | 0 |
| Burundi | 116 | 56 | 38 | 18 | 0 | 0 | 60 | 35 | 21 | 3 | 1 |
| Cameroun | 263 | 142 | 102 | 36 | 0 | 4 | 121 | 75 | 41 | 1 | 4 |
| Congo (Rép. dém.) | 1.793 | 946 | 644 | 264 | 14 | 24 | 847 | 578 | 208 | 50 | 11 |
| Côte-d'Ivoire | 166 | 82 | 56 | 24 | 0 | 2 | 84 | 40 | 37 | 3 | 4 |
| Egypte | 28 | 22 | 11 | 11 | 0 | 0 | 6 | 1 | 5 | 0 | 0 |
| Ghana | 190 | 109 | 80 | 26 | 0 | 3 | 81 | 61 | 17 | 1 | 2 |
| Maroc | 6.093 | 3.289 | 1.420 | 1.656 | 16 | 197 | 2.804 | 743 | 1.698 | 244 | 119 |
| Maurice | 116 | 24 | 13 | 8 | 0 | 3 | 92 | 7 | 73 | 5 | 7 |
| Nigeria | 33 | 17 | 13 | 4 | 0 | 0 | 16 | 10 | 5 | 0 | 1 |
| Rwanda | 117 | 56 | 40 | 16 | 0 | 0 | 61 | 39 | 18 | 4 | 0 |
| Sénégal | 70 | 44 | 24 | 19 | 0 | 1 | 26 | 7 | 16 | 0 | 3 |
| Tunisie | 430 | 302 | 122 | 148 | 1 | 31 | 128 | 39 | 79 | 7 | 3 |
| Autres pays d'Afrique | 667 | 374 | 247 | 118 | 2 | 7 | 293 | 123 | 151 | 11 | 8 |
| Amérique | | | | | | | | | | | |
| Brésil | 161 | 41 | 27 | 14 | 0 | 0 | 120 | 54 | 61 | 1 | 4 |
| Canada | 181 | 66 | 40 | 22 | 1 | 3 | 115 | 66 | 45 | 3 | 1 |
| Chili | 45 | 20 | 8 | 8 | 1 | 3 | 25 | 4 | 17 | 1 | 3 |
| Colombie | 28 | 9 | 4 | 4 | 0 | 1 | 19 | 8 | 11 | 0 | 0 |
| Dominicaine (Rép.) | 13 | 3 | 2 | 1 | 0 | 0 | 10 | 3 | 7 | 0 | 0 |
| Etats-Unis d'Amérique | 277 | 130 | 50 | 64 | 5 | 11 | 147 | 69 | 53 | 13 | 12 |
| Pérou | 39 | 16 | 10 | 6 | 0 | 0 | 23 | 8 | 15 | 0 | 0 |
| Autres pays d'Amérique | 189 | 64 | 39 | 24 | 0 | 1 | 125 | 65 | 57 | 0 | 3 |
| Océanie | | | | | | | | | | | |
| Australie | 30 | 9 | 7 | 1 | 0 | 1 | 21 | 20 | 1 | 0 | 0 |
| Autres pays d'Océanie | 4 | 1 | 0 | 1 | 0 | 0 | 3 | 1 | 2 | 0 | 0 |
| Réfugiés | | | | | | | | | | | |
| D'origine indéterminée | 164 | 100 | 61 | 25 | 3 | 11 | 64 | 46 | 13 | 1 | 4 |
| D'origine déterminée | 1.274 | 710 | 430 | 220 | 28 | 32 | 564 | 262 | 164 | 124 | 14 |
| Apatrides ou inconnus | | | | | | | | | | | |
| Apatride | 40 | 34 | 17 | 8 | 0 | 9 | 6 | 4 | 0 | 0 | 2 |
| Inconnu | 27 | 12 | 7 | 4 | 0 | 1 | 15 | 10 | 3 | 2 | 0 |

Population au 1.1.2004

Population par pays de nationalité, sexe, état civil et province - Communauté germanophone

| | Hommes | | | | | | Femmes | | | | |
|--------------------------|--------|--------|--------------------|--------|-------|---------------|--------|--------------------|---------|--------|----------------|
| | Total | Total | Céliba - taires | Mariés | Veufs | Divor- cés | Total | Céliba - taires | Mariées | Veuves | Divor- cées |
| Total | 71.899 | 35.637 | 16.343 | 16.680 | 813 | 1.801 | 36.262 | 13.437 | 16.776 | 3.940 | 2.109 |
| Étrangers | 12.851 | 6.606 | 2.593 | 3.438 | 111 | 464 | 6.245 | 2.244 | 3.111 | 384 | 506 |
| Union européenne | | | | | | | | | | | |
| Belgique | 59.048 | 29.031 | 13.750 | 13.242 | 702 | 1.337 | 30.017 | 11.193 | 13.665 | 3.556 | 1.603 |
| Allemagne | 10.429 | 5.283 | 2.105 | 2.717 | 87 | 374 | 5.146 | 1.876 | 2.513 | 323 | 434 |
| Autriche | 39 | 26 | 9 | 13 | 0 | 4 | 13 | 2 | 8 | 0 | 3 |
| Danemark | 9 | 6 | 2 | 3 | 0 | 1 | 3 | 2 | 1 | 0 | 0 |
| Espagne | 197 | 110 | 40 | 66 | 0 | 4 | 87 | 28 | 52 | 5 | 2 |
| Finlande | 7 | 4 | 3 | 1 | 0 | 0 | 3 | 1 | 2 | 0 | 0 |
| France | 151 | 67 | 38 | 24 | 0 | 5 | 84 | 33 | 38 | 4 | 9 |
| Grèce | 28 | 16 | 7 | 9 | 0 | 0 | 12 | 5 | 7 | 0 | 0 |
| Luxembourg | 204 | 129 | 39 | 76 | 4 | 10 | 75 | 25 | 40 | 4 | 6 |
| Irlande | 1 | 0 | 0 | 0 | 0 | 0 | 1 | 1 | 0 | 0 | 0 |
| Italie | 133 | 90 | 23 | 49 | 3 | 15 | 43 | 18 | 17 | 3 | 5 |
| Pays-Bas | 700 | 407 | 125 | 237 | 14 | 31 | 293 | 73 | 168 | 27 | 25 |
| Portugal | 40 | 28 | 10 | 16 | 0 | 2 | 12 | 3 | 9 | 0 | 0 |
| Grande-Bretagne | 74 | 36 | 14 | 20 | 1 | 1 | 38 | 15 | 19 | 1 | 3 |
| Suède | 8 | 2 | 0 | 1 | 0 | 1 | 6 | 3 | 3 | 0 | 0 |
| Reste de l'Europe | | | | | | | | | | | |
| Bosnie-Herzégovine | 70 | 47 | 18 | 27 | 0 | 2 | 23 | 16 | 7 | 0 | 0 |
| Bulgarie | 12 | 3 | 2 | 1 | 0 | 0 | 9 | 2 | 6 | 0 | 1 |
| Croatie | 40 | 25 | 12 | 13 | 0 | 0 | 15 | 3 | 10 | 2 | 0 |
| Hongrie | 26 | 18 | 6 | 11 | 0 | 1 | 8 | 2 | 6 | 0 | 0 |
| Lettonie | 2 | 0 | 0 | 0 | 0 | 0 | 2 | 1 | 1 | 0 | 0 |
| Lituanie | 3 | 0 | 0 | 0 | 0 | 0 | 3 | 1 | 1 | 1 | 0 |
| Macedoine (A.R.Y.) | 5 | 4 | 2 | 2 | 0 | 0 | 1 | 0 | 1 | 0 | 0 |
| Norvège | 3 | 1 | 1 | 0 | 0 | 0 | 2 | 1 | 0 | 0 | 1 |
| Pologne | 73 | 34 | 13 | 21 | 0 | 0 | 39 | 11 | 25 | 1 | 2 |
| Roumanie | 30 | 18 | 4 | 13 | 0 | 1 | 12 | 4 | 6 | 1 | 1 |
| Russie | 30 | 6 | 5 | 1 | 0 | 0 | 24 | 10 | 10 | 1 | 3 |
| Slovaquie | 2 | 0 | 0 | 0 | 0 | 0 | 2 | 1 | 1 | 0 | 0 |
| Slovénie | 2 | 2 | 1 | 1 | 0 | 0 | 0 | 0 | 0 | 0 | 0 |
| Suisse | 31 | 15 | 5 | 9 | 1 | 0 | 16 | 4 | 10 | 1 | 1 |
| Tchécoslovaquie | 4 | 1 | 0 | 1 | 0 | 0 | 3 | 1 | 2 | 0 | 0 |
| Tchéquie | 16 | 8 | 1 | 6 | 0 | 1 | 8 | 4 | 3 | 0 | 1 |
| Turquie | 32 | 16 | 3 | 12 | 0 | 1 | 16 | 4 | 11 | 0 | 1 |
| Yougoslavie (ex) | 86 | 55 | 37 | 18 | 0 | 0 | 31 | 16 | 14 | 1 | 0 |
| Autres pays d'Europe | 35 | 12 | 8 | 3 | 0 | 1 | 23 | 5 | 16 | 1 | 1 |
| Asie | | | | | | | | | | | |
| Bangladesh | 1 | 1 | 1 | 0 | 0 | 0 | 0 | 0 | 0 | 0 | 0 |
| Chine (Rép. populaire) | 7 | 2 | 0 | 2 | 0 | 0 | 5 | 0 | 5 | 0 | 0 |
| Inde | 9 | 6 | 3 | 2 | 0 | 1 | 3 | 2 | 1 | 0 | 0 |
| Iran | 5 | 3 | 0 | 3 | 0 | 0 | 2 | 0 | 1 | 0 | 1 |
| Israël | 1 | 0 | 0 | 0 | 0 | 0 | 1 | 0 | 1 | 0 | 0 |
| Japon | 1 | 0 | 0 | 0 | 0 | 0 | 1 | 0 | 1 | 0 | 0 |
| Pakistan | 14 | 10 | 1 | 6 | 0 | 3 | 4 | 0 | 4 | 0 | 0 |
| Philippines | 12 | 0 | 0 | 0 | 0 | 0 | 12 | 3 | 9 | 0 | 0 |
| Syrie | 8 | 5 | 3 | 1 | 0 | 1 | 3 | 1 | 2 | 0 | 0 |
| Thaïlande | 13 | 0 | 0 | 0 | 0 | 0 | 13 | 5 | 8 | 0 | 0 |
| Vietnam | 1 | 0 | 0 | 0 | 0 | 0 | 1 | 0 | 1 | 0 | 0 |
| Autres pays d'Asie | 40 | 20 | 11 | 8 | 1 | 0 | 20 | 11 | 9 | 0 | 0 |

Population par pays de nationalité, sexe, état civil et province - Communauté germanophone (suite)

| | Hommes | | | | | | Femmes | | | | |
|------------------------------|--------|-------|--------------------|--------|-------|---------------|--------|--------------------|---------|--------|----------------|
| | Total | Total | Céliba - taires | Mariés | Veufs | Divor- cés | Total | Céliba - taires | Mariées | Veuves | Divor- cées |
| Algérie | 3 | 1 | 0 | 1 | 0 | 0 | 2 | 0 | 2 | 0 | 0 |
| Cameroun | 0 | 0 | | | | | 0 | | | | |
| Congo (Rép. dém.) | 4 | 2 | 0 | 2 | 0 | 0 | 2 | 0 | 1 | 1 | 0 |
| Côte-d'Ivoire | 2 | 0 | 0 | 0 | 0 | 0 | 2 | 0 | 2 | 0 | 0 |
| Egypte | 11 | 9 | 4 | 5 | 0 | 0 | 2 | 1 | 1 | 0 | 0 |
| Ghana | 2 | 0 | 0 | 0 | 0 | 0 | 2 | 1 | 1 | 0 | 0 |
| Maroc | 55 | 28 | 7 | 19 | 0 | 2 | 27 | 2 | 19 | 3 | 3 |
| Maurice | 5 | 1 | 1 | 0 | 0 | 0 | 4 | 0 | 4 | 0 | 0 |
| Sénégal | 1 | 0 | 0 | 0 | 0 | 0 | 1 | 0 | 1 | 0 | 0 |
| Tunisie | 1 | 1 | 0 | 1 | 0 | 0 | 0 | 0 | 0 | 0 | 0 |
| Autres pays d'Afrique | 6 | 1 | 0 | 1 | 0 | 0 | 5 | 1 | 3 | 1 | 0 |
| Amérique | | | | | | | | | | | |
| Brésil | 5 | 0 | 0 | 0 | 0 | 0 | 5 | 1 | 3 | 0 | 1 |
| Canada | 3 | 0 | 0 | 0 | 0 | 0 | 3 | 2 | 1 | 0 | 0 |
| Colombie | 2 | 0 | 0 | 0 | 0 | 0 | 2 | 0 | 2 | 0 | 0 |
| Etats-Unis d'Amérique | 12 | 4 | 0 | 3 | 0 | 1 | 8 | 4 | 2 | 1 | 1 |
| Pérou | 5 | 0 | 0 | 0 | 0 | 0 | 5 | 1 | 4 | 0 | 0 |
| Autres pays d'Amérique | 7 | 1 | 0 | 1 | 0 | 0 | 6 | 1 | 5 | 0 | 0 |
| Océanie | | | | | | | | | | | |
| Australie | 6 | 1 | 1 | 0 | 0 | 0 | 5 | 5 | 0 | 0 | 0 |
| Autres pays d'Océanie | 1 | 0 | 0 | 0 | 0 | 0 | 1 | 0 | 1 | 0 | 0 |
| Réfugiés | | | | | | | | | | | |
| D'origine indéterminée | 51 | 23 | 14 | 8 | 0 | 1 | 28 | 22 | 5 | 0 | 1 |
| D'origine déterminée | 27 | 15 | 11 | 4 | 0 | 0 | 12 | 6 | 4 | 2 | 0 |
| Apatrides ou inconnus | | | | | | | | | | | |
| Apatride | 2 | 2 | 2 | 0 | 0 | 0 | 0 | 0 | 0 | 0 | 0 |
| Inconnu | 6 | 1 | 1 | 0 | 0 | 0 | 5 | 4 | 1 | 0 | 0 |

Population au 1.1.2004

Population par pays de nationalité, sexe, état civil et province - Province de Luxembourg

| | Hommes | | | | | | Femmes | | | | |
|--------------------------|---------|---------|--------------------|--------|-------|---------------|---------|--------------------|---------|--------|----------------|
| | Total | Total | Céliba - taires | Mariés | Veufs | Divor- cés | Total | Céliba - taires | Mariées | Veuves | Divor- cées |
| Total | 254.120 | 125.579 | 60.811 | 54.895 | 3.033 | 6.840 | 128.541 | 51.369 | 54.959 | 14.889 | 7.324 |
| Étrangers | 11.890 | 6.321 | 2.245 | 3.460 | 123 | 493 | 5.569 | 1.857 | 2.912 | 438 | 362 |
| Union européenne | | | | | | | | | | | |
| Belgique | 242.230 | 119.258 | 58.566 | 51.435 | 2.910 | 6.347 | 122.972 | 49.512 | 52.047 | 14.451 | 6.962 |
| Allemagne | 224 | 111 | 32 | 71 | 2 | 6 | 113 | 39 | 59 | 4 | 11 |
| Autriche | 5 | 3 | 1 | 2 | 0 | 0 | 2 | 0 | 2 | 0 | 0 |
| Danemark | 14 | 8 | 3 | 5 | 0 | 0 | 6 | 2 | 4 | 0 | 0 |
| Espagne | 189 | 105 | 31 | 63 | 1 | 10 | 84 | 21 | 53 | 7 | 3 |
| Finlande | 5 | 1 | 0 | 1 | 0 | 0 | 4 | 0 | 3 | 1 | 0 |
| France | 4.968 | 2.592 | 883 | 1.429 | 54 | 226 | 2.376 | 783 | 1.142 | 244 | 207 |
| Grèce | 44 | 22 | 5 | 16 | 0 | 1 | 22 | 8 | 12 | 0 | 2 |
| Luxembourg | 1.339 | 795 | 250 | 446 | 28 | 71 | 544 | 191 | 246 | 60 | 47 |
| Irlande | 14 | 5 | 1 | 4 | 0 | 0 | 9 | 4 | 5 | 0 | 0 |
| Italie | 1.126 | 728 | 197 | 453 | 16 | 62 | 398 | 124 | 210 | 48 | 16 |
| Pays-Bas | 837 | 450 | 156 | 248 | 10 | 36 | 387 | 109 | 233 | 18 | 27 |
| Portugal | 916 | 493 | 209 | 249 | 2 | 33 | 423 | 189 | 213 | 3 | 18 |
| Grande-Bretagne | 178 | 111 | 34 | 61 | 4 | 12 | 67 | 23 | 37 | 3 | 4 |
| Suède | 10 | 4 | 1 | 3 | 0 | 0 | 6 | 3 | 3 | 0 | 0 |
| Reste de l'Europe | | | | | | | | | | | |
| Bosnie-Herzégovine | 22 | 10 | 4 | 6 | 0 | 0 | 12 | 4 | 8 | 0 | 0 |
| Bulgarie | 17 | 6 | 4 | 1 | 0 | 1 | 11 | 3 | 5 | 0 | 3 |
| Croatie | 12 | 6 | 4 | 1 | 0 | 1 | 6 | 2 | 4 | 0 | 0 |
| Hongrie | 17 | 6 | 3 | 2 | 0 | 1 | 11 | 4 | 7 | 0 | 0 |
| Lettonie | 3 | 1 | 1 | 0 | 0 | 0 | 2 | 1 | 1 | 0 | 0 |
| Lituanie | 1 | 0 | 0 | 0 | 0 | 0 | 1 | 0 | 1 | 0 | 0 |
| Macedoine (A.R.Y.) | 4 | 3 | 0 | 1 | 0 | 2 | 1 | 0 | 1 | 0 | 0 |
| Norvège | 1 | 1 | 0 | 1 | 0 | 0 | 0 | 0 | 0 | 0 | 0 |
| Pologne | 93 | 25 | 16 | 9 | 0 | 0 | 68 | 15 | 46 | 6 | 1 |
| Roumanie | 70 | 27 | 11 | 15 | 0 | 1 | 43 | 8 | 29 | 4 | 2 |
| Russie | 71 | 26 | 17 | 9 | 0 | 0 | 45 | 17 | 25 | 2 | 1 |
| Slovaquie | 8 | 3 | 2 | 1 | 0 | 0 | 5 | 3 | 2 | 0 | 0 |
| Slovénie | 2 | 1 | 0 | 1 | 0 | 0 | 1 | 0 | 0 | 1 | 0 |
| Suisse | 25 | 13 | 3 | 9 | 0 | 1 | 12 | 5 | 6 | 0 | 1 |
| Tchécoslovaquie | 2 | 0 | 0 | 0 | 0 | 0 | 2 | 1 | 1 | 0 | 0 |
| Tchéquie | 10 | 2 | 2 | 0 | 0 | 0 | 8 | 4 | 4 | 0 | 0 |
| Turquie | 224 | 100 | 24 | 74 | 1 | 1 | 124 | 23 | 94 | 6 | 1 |
| Yougoslavie (ex) | 98 | 55 | 22 | 31 | 1 | 1 | 43 | 14 | 27 | 2 | 0 |
| Autres pays d'Europe | 100 | 38 | 16 | 21 | 0 | 1 | 62 | 15 | 44 | 1 | 2 |
| Chine (Rép. populaire) | 50 | 24 | 10 | 12 | 0 | 2 | 26 | 6 | 17 | 2 | 1 |
| Inde | 5 | 4 | 0 | 2 | 0 | 2 | 1 | 0 | 1 | 0 | 0 |
| Indonésie | 1 | 0 | 0 | 0 | 0 | 0 | 1 | 0 | 1 | 0 | 0 |
| Iran | 4 | 2 | 0 | 2 | 0 | 0 | 2 | 1 | 1 | 0 | 0 |
| Israël | 0 | 0 | | | | | 0 | | | | |
| Japon | 11 | 6 | 6 | 0 | 0 | 0 | 5 | 1 | 3 | 1 | 0 |
| Liban | 9 | 5 | 2 | 3 | 0 | 0 | 4 | 0 | 3 | 1 | 0 |
| Pakistan | 3 | 3 | 2 | 1 | 0 | 0 | 0 | 0 | 0 | 0 | 0 |
| Philippines | 12 | 2 | 1 | 0 | 1 | 0 | 10 | 1 | 7 | 1 | 1 |
| Syrie | 3 | 1 | 0 | 1 | 0 | 0 | 2 | 0 | 2 | 0 | 0 |
| Thaïlande | 31 | 8 | 8 | 0 | 0 | 0 | 23 | 11 | 11 | 1 | 0 |
| Vietnam | 10 | 2 | 2 | 0 | 0 | 0 | 8 | 1 | 7 | 0 | 0 |
| Autres pays d'Asie | 93 | 47 | 30 | 17 | 0 | 0 | 46 | 19 | 25 | 2 | 0 |

Population par pays de nationalité, sexe, état civil et province - Province de Luxembourg (suite)

| | Hommes | | | | | | | Femmes | | | | |
|------------------------|--------|-------|--------------------|--------|-------|---------------|-------|--------------------|---------|--------|----------------|--|
| | Total | Total | Céliba - taires | Mariés | Veufs | Divor- cés | Total | Céliba - taires | Mariées | Veuves | Divor- cées | |
| Algérie | 82 | 50 | 20 | 29 | 0 | 1 | 32 | 11 | 21 | 0 | 0 | |
| Angola | 12 | 8 | 5 | 3 | 0 | 0 | 4 | 3 | 1 | 0 | 0 | |
| Burundi | 6 | 2 | 2 | 0 | 0 | 0 | 4 | 1 | 3 | 0 | 0 | |
| Cameroun | 36 | 14 | 8 | 5 | 0 | 1 | 22 | 5 | 16 | 1 | 0 | |
| Congo (Rép. dém.) | 80 | 43 | 29 | 13 | 0 | 1 | 37 | 19 | 15 | 2 | 1 | |
| Côte-d'Ivoire | 19 | 11 | 8 | 3 | 0 | 0 | 8 | 1 | 7 | 0 | 0 | |
| Egypte | 1 | 1 | 1 | 0 | 0 | 0 | 0 | 0 | 0 | 0 | 0 | |
| Ghana | 4 | 1 | 1 | 0 | 0 | 0 | 3 | 1 | 2 | 0 | 0 | |
| Maroc | 220 | 97 | 41 | 51 | 0 | 5 | 123 | 31 | 76 | 9 | 7 | |
| Maurice | 48 | 7 | 5 | 2 | 0 | 0 | 41 | 5 | 34 | 1 | 1 | |
| Nigeria | 4 | 3 | 2 | 1 | 0 | 0 | 1 | 0 | 1 | 0 | 0 | |
| Rwanda | 14 | 6 | 3 | 3 | 0 | 0 | 8 | 4 | 3 | 1 | 0 | |
| Sénégal | 23 | 13 | 10 | 2 | 0 | 1 | 10 | 1 | 9 | 0 | 0 | |
| Tunisie | 43 | 30 | 10 | 18 | 0 | 2 | 13 | 3 | 10 | 0 | 0 | |
| Autres pays d'Afrique | 118 | 57 | 38 | 18 | 1 | 0 | 61 | 27 | 30 | 2 | 2 | |
| Amérique | | | | | | | | | | | | |
| Brésil | 39 | 14 | 7 | 6 | 0 | 1 | 25 | 6 | 17 | 0 | 2 | |
| Canada | 33 | 13 | 4 | 5 | 0 | 4 | 20 | 8 | 12 | 0 | 0 | |
| Chili | 3 | 0 | 0 | 0 | 0 | 0 | 3 | 1 | 2 | 0 | 0 | |
| Colombie | 7 | 1 | 1 | 0 | 0 | 0 | 6 | 4 | 2 | 0 | 0 | |
| Dominicaine (Rép.) | 20 | 7 | 5 | 2 | 0 | 0 | 13 | 3 | 9 | 0 | 1 | |
| Etats-Unis d'Amérique | 59 | 29 | 11 | 14 | 1 | 3 | 30 | 13 | 17 | 0 | 0 | |
| Pérou | 15 | 6 | 4 | 2 | 0 | 0 | 9 | 2 | 7 | 0 | 0 | |
| Autres pays d'Amérique | 48 | 19 | 13 | 5 | 0 | 1 | 29 | 20 | 8 | 1 | 0 | |
| Océanie | | | | | | | | | | | | |
| Australie | 9 | 1 | 1 | 0 | 0 | 0 | 8 | 8 | 0 | 0 | 0 | |
| Autres pays d'Océanie | 3 | 1 | 0 | 1 | 0 | 0 | 2 | 2 | 0 | 0 | 0 | |
| Réfugiés | | | | | | | | | | | | |
| D'origine indéterminée | 2 | 2 | 1 | 0 | 0 | 1 | 0 | 0 | 0 | 0 | 0 | |
| D'origine déterminée | 60 | 29 | 22 | 5 | 1 | 1 | 31 | 23 | 5 | 3 | 0 | |
| Inconnu | 1 | 1 | 0 | 1 | 0 | 0 | 0 | 0 | 0 | 0 | 0 | |

Population au 1.1.2004

Population par pays de nationalité, sexe, état civil et province - Province de Namur

| | Hommes | | | | | | Femmes | | | | |
|--------------------------|---------|---------|--------------------|--------|-------|---------------|---------|--------------------|---------|--------|----------------|
| | Total | Total | Céliba - taires | Mariés | Veufs | Divor- cés | Total | Céliba - taires | Mariées | Veuves | Divor- cées |
| Total | 452.856 | 220.431 | 105.430 | 93.343 | 5.800 | 15.858 | 232.425 | 93.172 | 93.424 | 27.868 | 17.961 |
| Étrangers | 18.488 | 9.785 | 3.419 | 5.302 | 252 | 812 | 8.703 | 2.884 | 4.254 | 1.043 | 522 |
| Union européenne | | | | | | | | | | | |
| Belgique | 434.368 | 210.646 | 102.011 | 88.041 | 5.548 | 15.046 | 223.722 | 90.288 | 89.170 | 26.825 | 17.439 |
| Allemagne | 256 | 133 | 39 | 69 | 5 | 20 | 123 | 40 | 57 | 17 | 9 |
| Autriche | 18 | 7 | 1 | 4 | 1 | 1 | 11 | 6 | 5 | 0 | 0 |
| Danemark | 10 | 6 | 3 | 3 | 0 | 0 | 4 | 1 | 3 | 0 | 0 |
| Espagne | 769 | 414 | 128 | 239 | 7 | 40 | 355 | 106 | 184 | 45 | 20 |
| Finlande | 17 | 6 | 5 | 1 | 0 | 0 | 11 | 8 | 2 | 0 | 1 |
| France | 4.946 | 2.404 | 965 | 1.150 | 70 | 219 | 2.542 | 929 | 1.076 | 306 | 231 |
| Grèce | 202 | 114 | 26 | 75 | 3 | 10 | 88 | 21 | 53 | 11 | 3 |
| Luxembourg | 160 | 97 | 28 | 58 | 0 | 11 | 63 | 23 | 23 | 7 | 10 |
| Irlande | 25 | 8 | 3 | 5 | 0 | 0 | 17 | 14 | 3 | 0 | 0 |
| Italie | 6.110 | 3.557 | 819 | 2.267 | 128 | 343 | 2.553 | 531 | 1.400 | 476 | 146 |
| Pays-Bas | 456 | 275 | 73 | 167 | 7 | 28 | 181 | 63 | 93 | 13 | 12 |
| Portugal | 600 | 314 | 127 | 165 | 4 | 18 | 286 | 102 | 156 | 13 | 15 |
| Grande-Bretagne | 247 | 134 | 41 | 73 | 2 | 18 | 113 | 51 | 52 | 4 | 6 |
| Suède | 15 | 7 | 3 | 4 | 0 | 0 | 8 | 5 | 2 | 1 | 0 |
| Reste de l'Europe | | | | | | | | | | | |
| Bosnie-Herzégovine | 6 | 3 | 0 | 3 | 0 | 0 | 3 | 0 | 3 | 0 | 0 |
| Bulgarie | 30 | 10 | 7 | 2 | 0 | 1 | 20 | 9 | 8 | 2 | 1 |
| Chypre | 2 | 2 | 2 | 0 | 0 | 0 | 0 | 0 | 0 | 0 | 0 |
| Croatie | 7 | 3 | 1 | 2 | 0 | 0 | 4 | 2 | 1 | 1 | 0 |
| Estonie | 1 | 1 | 1 | 0 | 0 | 0 | 0 | 0 | 0 | 0 | 0 |
| Hongrie | 34 | 15 | 7 | 5 | 1 | 2 | 19 | 11 | 6 | 2 | 0 |
| Lettonie | 2 | 0 | 0 | 0 | 0 | 0 | 2 | 0 | 1 | 0 | 1 |
| Lituanie | 2 | 0 | 0 | 0 | 0 | 0 | 2 | 1 | 1 | 0 | 0 |
| Macedoine (A.R.Y.) | 94 | 56 | 7 | 44 | 0 | 5 | 38 | 6 | 27 | 4 | 1 |
| Norvège | 6 | 2 | 0 | 2 | 0 | 0 | 4 | 3 | 1 | 0 | 0 |
| Pologne | 157 | 67 | 36 | 24 | 1 | 6 | 90 | 33 | 45 | 10 | 2 |
| Roumanie | 151 | 46 | 24 | 18 | 1 | 3 | 105 | 38 | 59 | 1 | 7 |
| Russie | 86 | 23 | 14 | 7 | 1 | 1 | 63 | 26 | 35 | 0 | 2 |
| Slovaquie | 12 | 2 | 2 | 0 | 0 | 0 | 10 | 5 | 5 | 0 | 0 |
| Slovénie | 4 | 2 | 1 | 1 | 0 | 0 | 2 | 0 | 1 | 1 | 0 |
| Suisse | 78 | 37 | 17 | 15 | 4 | 1 | 41 | 18 | 14 | 7 | 2 |
| Tchécoslovaquie | 5 | 0 | 0 | 0 | 0 | 0 | 5 | 3 | 1 | 1 | 0 |
| Tchéquie | 8 | 0 | 0 | 0 | 0 | 0 | 8 | 2 | 6 | 0 | 0 |
| Turquie | 414 | 213 | 51 | 141 | 9 | 12 | 201 | 42 | 125 | 24 | 10 |
| Yougoslavie (ex) | 222 | 127 | 60 | 63 | 0 | 4 | 95 | 44 | 39 | 12 | 0 |
| Autres pays d'Europe | 117 | 39 | 22 | 16 | 1 | 0 | 78 | 26 | 50 | 0 | 2 |
| Asie | | | | | | | | | | | |
| Bangladesh | 27 | 13 | 6 | 6 | 0 | 1 | 14 | 1 | 12 | 1 | 0 |
| Chine (Rép. populaire) | 223 | 98 | 44 | 49 | 0 | 5 | 125 | 55 | 61 | 3 | 6 |
| Inde | 12 | 6 | 5 | 1 | 0 | 0 | 6 | 4 | 2 | 0 | 0 |
| Indonésie | 5 | 0 | 0 | 0 | 0 | 0 | 5 | 0 | 5 | 0 | 0 |
| Iran | 4 | 3 | 2 | 1 | 0 | 0 | 1 | 0 | 1 | 0 | 0 |
| Israël | 2 | 2 | 0 | 2 | 0 | 0 | 0 | 0 | 0 | 0 | 0 |
| Japon | 15 | 6 | 3 | 3 | 0 | 0 | 9 | 3 | 5 | 0 | 1 |
| Liban | 21 | 14 | 5 | 9 | 0 | 0 | 7 | 5 | 1 | 1 | 0 |
| Pakistan | 18 | 13 | 7 | 4 | 0 | 2 | 5 | 0 | 4 | 1 | 0 |
| Philippines | 18 | 6 | 4 | 2 | 0 | 0 | 12 | 3 | 9 | 0 | 0 |
| Syrie | 14 | 7 | 4 | 3 | 0 | 0 | 7 | 2 | 5 | 0 | 0 |
| Thaïlande | 38 | 11 | 8 | 3 | 0 | 0 | 27 | 9 | 16 | 1 | 1 |
| Vietnam | 42 | 20 | 12 | 8 | 0 | 0 | 22 | 7 | 14 | 0 | 1 |
| Autres pays d'Asie | 144 | 64 | 41 | 23 | 0 | 0 | 80 | 37 | 41 | 1 | 1 |

Population par pays de nationalité, sexe, état civil et province - Province de Namur (suite)

| | Hommes | | | | | | Femmes | | | | |
|------------------------------|--------|-------|--------------------|--------|-------|---------------|--------|--------------------|---------|--------|----------------|
| | Total | Total | Céliba - taires | Mariés | Veufs | Divor- cés | Total | Céliba - taires | Mariées | Veuves | Divor- cées |
| Afrique | | | | | | | | | | | |
| Afrique du Sud (Rép.) | 4 | 2 | 2 | 0 | 0 | 0 | 2 | 2 | 0 | 0 | 0 |
| Algérie | 121 | 84 | 30 | 48 | 2 | 4 | 37 | 7 | 24 | 3 | 3 |
| Angola | 4 | 3 | 3 | 0 | 0 | 0 | 1 | 1 | 0 | 0 | 0 |
| Burundi | 68 | 37 | 25 | 12 | 0 | 0 | 31 | 16 | 15 | 0 | 0 |
| Cameroun | 134 | 69 | 58 | 11 | 0 | 0 | 65 | 41 | 20 | 3 | 1 |
| Congo (Rép. dém.) | 375 | 187 | 131 | 53 | 0 | 3 | 188 | 124 | 45 | 16 | 3 |
| Côte-d'Ivoire | 51 | 35 | 26 | 9 | 0 | 0 | 16 | 9 | 7 | 0 | 0 |
| Egypte | 9 | 7 | 1 | 5 | 0 | 1 | 2 | 1 | 1 | 0 | 0 |
| Ghana | 11 | 4 | 3 | 1 | 0 | 0 | 7 | 4 | 3 | 0 | 0 |
| Maroc | 638 | 350 | 152 | 172 | 4 | 22 | 288 | 70 | 182 | 23 | 13 |
| Maurice | 85 | 16 | 10 | 4 | 0 | 2 | 69 | 9 | 57 | 2 | 1 |
| Nigeria | 12 | 9 | 7 | 2 | 0 | 0 | 3 | 0 | 3 | 0 | 0 |
| Rwanda | 88 | 49 | 33 | 16 | 0 | 0 | 39 | 26 | 9 | 3 | 1 |
| Sénégal | 48 | 28 | 16 | 11 | 0 | 1 | 20 | 8 | 11 | 1 | 0 |
| Tunisie | 98 | 72 | 28 | 35 | 0 | 9 | 26 | 12 | 14 | 0 | 0 |
| Autres pays d'Afrique | 209 | 129 | 65 | 62 | 0 | 2 | 80 | 40 | 36 | 2 | 2 |
| Amérique | | | | | | | | | | | |
| Brésil | 42 | 15 | 10 | 5 | 0 | 0 | 27 | 12 | 15 | 0 | 0 |
| Canada | 82 | 29 | 15 | 12 | 0 | 2 | 53 | 34 | 18 | 1 | 0 |
| Chili | 19 | 8 | 3 | 3 | 0 | 2 | 11 | 5 | 6 | 0 | 0 |
| Colombie | 16 | 6 | 6 | 0 | 0 | 0 | 10 | 7 | 2 | 1 | 0 |
| Dominicaine (Rép.) | 1 | 0 | 0 | 0 | 0 | 0 | 1 | 0 | 1 | 0 | 0 |
| Etats-Unis d'Amérique | 85 | 40 | 13 | 23 | 0 | 4 | 45 | 27 | 13 | 5 | 0 |
| Pérou | 20 | 10 | 6 | 3 | 0 | 1 | 10 | 7 | 3 | 0 | 0 |
| Autres pays d'Amérique | 99 | 50 | 27 | 21 | 1 | 1 | 49 | 29 | 16 | 1 | 3 |
| Océanie | | | | | | | | | | | |
| Australie | 20 | 5 | 3 | 1 | 0 | 1 | 15 | 13 | 1 | 0 | 1 |
| Réfugiés | | | | | | | | | | | |
| D'origine indéterminée | 34 | 14 | 11 | 3 | 0 | 0 | 20 | 15 | 3 | 1 | 1 |
| D'origine déterminée | 228 | 116 | 70 | 40 | 0 | 6 | 112 | 68 | 28 | 14 | 2 |
| Apatrides ou inconnus | | | | | | | | | | | |
| Apatride | 14 | 11 | 6 | 5 | 0 | 0 | 3 | 2 | 1 | 0 | 0 |
| Inconnu | 21 | 13 | 5 | 8 | 0 | 0 | 8 | 0 | 7 | 1 | 0 |

Population étrangère par commune

Population au 1.1.2004

Population étrangère par sexe, état civil - par arrondissement

| | Hommes | | | | | | Femmes | | | | |
|-------------------------------------|---------|---------|--------------------|---------|-------|---------------|---------|--------------------|---------|--------|----------------|
| | Total | Total | Céliba - taires | Mariés | Veufs | Divor- cés | Total | Céliba - taires | Mariées | Veuves | Divor- cées |
| Belgique | 860.287 | 442.639 | 179.862 | 227.156 | 7.734 | 27.887 | 417.648 | 152.764 | 207.236 | 34.643 | 23.005 |
| <i>Rég. de Bruxelles-Capitale</i> | 263.451 | 132.195 | 65.092 | 58.895 | 1.343 | 6.865 | 131.256 | 59.447 | 56.935 | 7.506 | 7.368 |
| <i>Rég. flamande</i> | 288.375 | 150.693 | 60.096 | 78.973 | 2.383 | 9.241 | 137.682 | 49.776 | 72.675 | 8.273 | 6.958 |
| <i>Rég. wallonne</i> | 308.461 | 159.751 | 54.674 | 89.288 | 4.008 | 11.781 | 148.710 | 43.541 | 77.626 | 18.864 | 8.679 |
| <i>Dont C. germanophone</i> | 12.851 | 6.606 | 2.593 | 3.438 | 111 | 464 | 6.245 | 2.244 | 3.111 | 384 | 506 |
| Prov. d'Anvers | 104.698 | 55.840 | 23.317 | 28.292 | 839 | 3.392 | 48.858 | 18.643 | 25.252 | 2.545 | 2.418 |
| Arr. d'Anvers | 74.755 | 40.050 | 17.102 | 20.016 | 586 | 2.346 | 34.705 | 13.686 | 17.539 | 1.818 | 1.662 |
| Arr. de Malines | 9.084 | 4.723 | 2.072 | 2.363 | 52 | 236 | 4.361 | 1.587 | 2.388 | 227 | 159 |
| Arr. de Turnhout | 20.859 | 11.067 | 4.143 | 5.913 | 201 | 810 | 9.792 | 3.370 | 5.325 | 500 | 597 |
| Prov. de Limbourg | 64.444 | 33.246 | 11.245 | 19.035 | 687 | 2.279 | 31.198 | 8.927 | 17.883 | 2.667 | 1.721 |
| Arr. de Hasselt | 21.906 | 11.032 | 3.240 | 6.853 | 252 | 687 | 10.874 | 2.365 | 6.713 | 1.338 | 458 |
| Arr. de Maaseik | 23.249 | 12.166 | 4.251 | 6.773 | 252 | 890 | 11.083 | 3.421 | 6.233 | 716 | 713 |
| Arr. de Tongres | 19.289 | 10.048 | 3.754 | 5.409 | 183 | 702 | 9.241 | 3.141 | 4.937 | 613 | 550 |
| Prov. de Flandre orientale | 36.540 | 19.261 | 7.525 | 10.238 | 266 | 1.232 | 17.279 | 6.030 | 9.384 | 1.049 | 816 |
| Arr. d'Alost | 3.597 | 1.810 | 682 | 958 | 38 | 132 | 1.787 | 635 | 959 | 106 | 87 |
| Arr. de Termonde | 2.788 | 1.398 | 507 | 789 | 11 | 91 | 1.390 | 376 | 851 | 101 | 62 |
| Arr. d'Eeklo | 1.824 | 1.044 | 279 | 616 | 31 | 118 | 780 | 198 | 462 | 65 | 55 |
| Arr. de Gand | 19.289 | 10.161 | 4.229 | 5.196 | 111 | 625 | 9.128 | 3.391 | 4.769 | 551 | 417 |
| Arr. d'Audenarde | 1.852 | 973 | 377 | 514 | 16 | 66 | 879 | 287 | 481 | 61 | 50 |
| Arr. de Saint-Nicolas | 7.190 | 3.875 | 1.451 | 2.165 | 59 | 200 | 3.315 | 1.143 | 1.862 | 165 | 145 |
| Prov. de Brabant flamand | 61.226 | 31.080 | 13.855 | 15.573 | 348 | 1.304 | 30.146 | 12.538 | 15.148 | 1.159 | 1.301 |
| Arr. de Hal-Vilvorde | 39.858 | 20.006 | 8.268 | 10.603 | 254 | 881 | 19.852 | 7.828 | 10.223 | 876 | 925 |
| Arr. de Louvain | 21.368 | 11.074 | 5.587 | 4.970 | 94 | 423 | 10.294 | 4.710 | 4.925 | 283 | 376 |
| Prov. de Flandre occidentale | 21.467 | 11.266 | 4.154 | 5.835 | 243 | 1.034 | 10.201 | 3.638 | 5.008 | 853 | 702 |
| Arr. de Bruges | 5.401 | 2.807 | 1.030 | 1.437 | 65 | 275 | 2.594 | 938 | 1.290 | 191 | 175 |
| Arr. de Dixmude | 260 | 123 | 30 | 79 | 3 | 11 | 137 | 47 | 73 | 9 | 8 |
| Arr. d'Ypres | 2.191 | 1.215 | 419 | 667 | 29 | 100 | 976 | 349 | 457 | 94 | 76 |
| Arr. de Courtrai | 6.339 | 3.341 | 1.289 | 1.749 | 58 | 245 | 2.998 | 1.111 | 1.440 | 267 | 180 |
| Arr. d'Ostende | 3.390 | 1.760 | 658 | 840 | 43 | 219 | 1.630 | 541 | 793 | 146 | 150 |
| Arr. de Roulers | 1.375 | 732 | 274 | 389 | 6 | 63 | 643 | 234 | 340 | 38 | 31 |
| Arr. de Tielt | 778 | 389 | 156 | 197 | 6 | 30 | 389 | 132 | 217 | 21 | 19 |
| Arr. de Furnes | 1.733 | 899 | 298 | 477 | 33 | 91 | 834 | 286 | 398 | 87 | 63 |
| Prov. de Brabant wallon | 30.088 | 15.365 | 6.189 | 8.173 | 239 | 764 | 14.723 | 5.788 | 7.304 | 925 | 706 |
| Arr. de Nivelles | 30.088 | 15.365 | 6.189 | 8.173 | 239 | 764 | 14.723 | 5.788 | 7.304 | 925 | 706 |
| Prov. de Hainaut | 143.842 | 73.999 | 23.635 | 42.734 | 1.978 | 5.652 | 69.843 | 18.419 | 37.342 | 9.947 | 4.135 |
| Arr. d'Ath | 3.658 | 1.962 | 733 | 1.018 | 52 | 159 | 1.696 | 573 | 833 | 188 | 102 |
| Arr. de Charleroi | 55.628 | 29.526 | 8.480 | 17.931 | 806 | 2.309 | 26.102 | 5.750 | 14.797 | 4.123 | 1.432 |
| Arr. de Mons | 30.939 | 15.136 | 5.648 | 7.959 | 415 | 1.114 | 15.803 | 4.617 | 8.167 | 2.077 | 942 |
| Arr. de Mouscron | 11.064 | 5.452 | 1.978 | 2.893 | 126 | 455 | 5.612 | 1.956 | 2.470 | 710 | 476 |
| Arr. de Soignies | 20.394 | 10.474 | 3.238 | 6.376 | 233 | 627 | 9.920 | 2.561 | 5.619 | 1.268 | 472 |
| Arr. de Thuin | 11.666 | 6.123 | 1.433 | 3.962 | 220 | 508 | 5.543 | 1.054 | 3.240 | 965 | 284 |
| Arr. de Tournai | 10.493 | 5.326 | 2.125 | 2.595 | 126 | 480 | 5.167 | 1.908 | 2.216 | 616 | 427 |
| Prov. de Liège | 104.153 | 54.281 | 19.186 | 29.619 | 1.416 | 4.060 | 49.872 | 14.593 | 25.814 | 6.511 | 2.954 |
| Arr. de Huy | 3.852 | 2.132 | 624 | 1.220 | 79 | 209 | 1.720 | 458 | 937 | 220 | 105 |
| Arr. de Liège | 72.842 | 37.961 | 13.241 | 20.855 | 1.062 | 2.803 | 34.881 | 9.607 | 18.097 | 5.269 | 1.908 |
| Arr. de Verviers | 25.606 | 13.212 | 5.046 | 6.962 | 247 | 957 | 12.394 | 4.286 | 6.313 | 915 | 880 |
| Arr. de Waremme | 1.853 | 976 | 275 | 582 | 28 | 91 | 877 | 242 | 467 | 107 | 61 |
| Prov. de Luxembourg | 11.890 | 6.321 | 2.245 | 3.460 | 123 | 493 | 5.569 | 1.857 | 2.912 | 438 | 362 |
| Arr. d'Arlon | 5.210 | 2.877 | 1.044 | 1.578 | 44 | 211 | 2.333 | 835 | 1.187 | 168 | 143 |
| Arr. de Bastogne | 1.263 | 683 | 242 | 368 | 11 | 62 | 580 | 199 | 317 | 35 | 29 |
| Arr. de Marche-en-Famenne | 1.451 | 728 | 282 | 360 | 14 | 72 | 723 | 233 | 379 | 58 | 53 |
| Arr. de Neufchâteau | 1.565 | 768 | 311 | 377 | 24 | 56 | 797 | 271 | 405 | 66 | 55 |
| Arr. de Virton | 2.401 | 1.265 | 366 | 777 | 30 | 92 | 1.136 | 319 | 624 | 111 | 82 |
| Prov. de Namur | 18.488 | 9.785 | 3.419 | 5.302 | 252 | 812 | 8.703 | 2.884 | 4.254 | 1.043 | 522 |
| Arr. de Dinant | 3.053 | 1.579 | 566 | 828 | 44 | 141 | 1.474 | 474 | 739 | 160 | 101 |
| Arr. de Namur | 13.277 | 7.052 | 2.514 | 3.801 | 176 | 561 | 6.225 | 2.129 | 3.007 | 748 | 341 |
| Arr. de Philippeville | 2.158 | 1.154 | 339 | 673 | 32 | 110 | 1.004 | 281 | 508 | 135 | 80 |

Population étrangère par sexe, état civil - par commune

| | Hommes | | | | | | Femmes | | | | |
|-----------------------------------|---------|---------|--------------------|---------|-------|---------------|---------|--------------------|---------|--------|----------------|
| | Total | Total | Céliba - taires | Mariés | Veufs | Divor- cés | Total | Céliba - taires | Mariées | Veuves | Divor- cées |
| Belgique | 860.287 | 442.639 | 179.862 | 227.156 | 7.734 | 27.887 | 417.648 | 152.764 | 207.236 | 34.643 | 23.005 |
| <i>Rég. de Bruxelles-Capitale</i> | 263.451 | 132.195 | 65.092 | 58.895 | 1.343 | 6.865 | 131.256 | 59.447 | 56.935 | 7.506 | 7.368 |
| Anderlecht | 21.379 | 11.131 | 4.872 | 5.445 | 150 | 664 | 10.248 | 3.755 | 5.121 | 742 | 630 |
| Auderghem | 5.595 | 2.727 | 1.347 | 1.258 | 24 | 98 | 2.868 | 1.400 | 1.237 | 96 | 135 |
| Berchem-Sainte-Agathe | 2.538 | 1.261 | 524 | 651 | 14 | 72 | 1.277 | 466 | 614 | 111 | 86 |
| Bruxelles | 40.887 | 21.049 | 10.684 | 8.936 | 219 | 1.210 | 19.838 | 9.142 | 8.440 | 1.183 | 1.073 |
| Etterbeek | 13.499 | 6.358 | 3.541 | 2.471 | 49 | 297 | 7.141 | 4.000 | 2.514 | 278 | 349 |
| Evere | 5.239 | 2.581 | 1.192 | 1.221 | 35 | 133 | 2.658 | 1.127 | 1.186 | 174 | 171 |
| Forest | 12.420 | 6.249 | 3.048 | 2.802 | 66 | 333 | 6.171 | 2.496 | 2.866 | 424 | 385 |
| Ganshoren | 2.304 | 1.118 | 444 | 556 | 20 | 98 | 1.186 | 405 | 580 | 103 | 98 |
| Ixelles | 29.217 | 14.630 | 8.896 | 5.040 | 90 | 604 | 14.587 | 8.632 | 4.728 | 509 | 718 |
| Jette | 6.001 | 2.937 | 1.281 | 1.424 | 34 | 198 | 3.064 | 1.229 | 1.392 | 235 | 208 |
| Koekelberg | 3.542 | 1.781 | 725 | 901 | 24 | 131 | 1.761 | 638 | 880 | 118 | 125 |
| Molenbeek-Saint-Jean | 20.444 | 10.766 | 4.809 | 5.190 | 112 | 655 | 9.678 | 3.504 | 4.898 | 720 | 556 |
| Saint-Gilles | 17.761 | 9.121 | 4.697 | 3.783 | 98 | 543 | 8.640 | 4.035 | 3.610 | 514 | 481 |
| Saint-Josse-ten-Noode | 7.668 | 3.975 | 1.894 | 1.828 | 32 | 221 | 3.693 | 1.483 | 1.729 | 272 | 209 |
| Schaerbeek | 31.052 | 15.644 | 7.072 | 7.619 | 170 | 783 | 15.408 | 6.181 | 7.357 | 1.084 | 786 |
| Uccle | 18.266 | 8.696 | 4.207 | 4.015 | 90 | 384 | 9.570 | 4.429 | 4.080 | 464 | 597 |
| Watermael-Boitsfort | 3.782 | 1.822 | 908 | 822 | 27 | 65 | 1.960 | 948 | 806 | 87 | 119 |
| Woluwe-Saint-Lambert | 11.645 | 5.484 | 2.695 | 2.519 | 44 | 226 | 6.161 | 3.147 | 2.438 | 217 | 359 |
| Woluwe-Saint-Pierre | 10.212 | 4.865 | 2.256 | 2.414 | 45 | 150 | 5.347 | 2.430 | 2.459 | 175 | 283 |
| <i>Rég. flamande</i> | 288.375 | 150.693 | 60.096 | 78.973 | 2.383 | 9.241 | 137.682 | 49.776 | 72.675 | 8.273 | 6.958 |
| Prov. d'Anvers | 104.698 | 55.840 | 23.317 | 28.292 | 839 | 3.392 | 48.858 | 18.643 | 25.252 | 2.545 | 2.418 |
| Arr. d'Anvers | 74.755 | 40.050 | 17.102 | 20.016 | 586 | 2.346 | 34.705 | 13.686 | 17.539 | 1.818 | 1.662 |
| Aartselaar | 303 | 167 | 49 | 107 | 4 | 7 | 136 | 51 | 74 | 7 | 4 |
| Anvers | 52.993 | 28.587 | 13.302 | 13.343 | 354 | 1.588 | 24.406 | 10.311 | 11.876 | 1.151 | 1.068 |
| Boechout | 193 | 112 | 33 | 73 | 1 | 5 | 81 | 24 | 45 | 6 | 6 |
| Boom | 785 | 405 | 159 | 215 | 7 | 24 | 380 | 133 | 202 | 30 | 15 |
| Borsbeek | 376 | 193 | 74 | 100 | 1 | 18 | 183 | 72 | 88 | 11 | 12 |
| Brasschaat | 2.844 | 1.481 | 523 | 852 | 21 | 85 | 1.363 | 439 | 748 | 100 | 76 |
| Brecht | 981 | 556 | 186 | 308 | 15 | 47 | 425 | 168 | 220 | 19 | 18 |
| Edegem | 608 | 314 | 92 | 205 | 4 | 13 | 294 | 108 | 147 | 27 | 12 |
| Essen | 2.692 | 1.452 | 491 | 827 | 30 | 104 | 1.240 | 404 | 690 | 67 | 79 |
| Hemiksem | 182 | 105 | 39 | 54 | 3 | 9 | 77 | 26 | 40 | 4 | 7 |
| Hove | 129 | 73 | 27 | 42 | 1 | 3 | 56 | 14 | 31 | 9 | 2 |
| Kalmthout | 1.746 | 904 | 260 | 568 | 25 | 51 | 842 | 246 | 483 | 63 | 50 |
| Kapellen | 2.116 | 1.085 | 324 | 674 | 26 | 61 | 1.031 | 314 | 601 | 70 | 46 |
| Kontich | 478 | 256 | 80 | 150 | 3 | 23 | 222 | 77 | 126 | 12 | 7 |
| Lint | 87 | 54 | 10 | 39 | 1 | 4 | 33 | 11 | 19 | 1 | 2 |
| Malle | 369 | 181 | 58 | 109 | 3 | 11 | 188 | 60 | 100 | 8 | 20 |
| Mortsel | 697 | 353 | 124 | 201 | 5 | 23 | 344 | 121 | 179 | 20 | 24 |
| Niel | 236 | 123 | 46 | 66 | 1 | 10 | 113 | 39 | 62 | 8 | 4 |
| Ranst | 226 | 126 | 36 | 73 | 1 | 16 | 100 | 28 | 60 | 3 | 9 |
| Rumst | 209 | 113 | 40 | 65 | 3 | 5 | 96 | 32 | 57 | 3 | 4 |
| Schelle | 115 | 64 | 25 | 35 | 3 | 1 | 51 | 14 | 29 | 3 | 5 |
| Schilde | 1.595 | 811 | 268 | 482 | 19 | 42 | 784 | 231 | 464 | 43 | 46 |
| Schoten | 1.623 | 830 | 289 | 477 | 13 | 51 | 793 | 290 | 419 | 49 | 35 |
| Stabroek | 490 | 279 | 89 | 155 | 6 | 29 | 211 | 68 | 104 | 15 | 24 |
| Wijnegem | 210 | 100 | 39 | 54 | 2 | 5 | 110 | 41 | 46 | 11 | 12 |
| Wommelgem | 247 | 139 | 43 | 82 | 6 | 8 | 108 | 37 | 62 | 7 | 2 |
| Wuustwezel | 1.015 | 566 | 202 | 312 | 10 | 42 | 449 | 136 | 250 | 24 | 39 |
| Zandhoven | 211 | 104 | 33 | 57 | 2 | 12 | 107 | 37 | 62 | 7 | 1 |
| Zoersel | 569 | 313 | 88 | 188 | 8 | 29 | 256 | 69 | 139 | 27 | 21 |
| Zwijndrecht | 430 | 204 | 73 | 103 | 8 | 20 | 226 | 85 | 116 | 13 | 12 |
| Arr. de Malines | 9.084 | 4.723 | 2.072 | 2.363 | 52 | 236 | 4.361 | 1.587 | 2.388 | 227 | 159 |
| Berlaar | 102 | 48 | 24 | 23 | 0 | 1 | 54 | 22 | 23 | 3 | 6 |
| Bonheiden | 267 | 129 | 52 | 73 | 1 | 3 | 138 | 50 | 78 | 8 | 2 |
| Bornem | 258 | 137 | 40 | 87 | 3 | 7 | 121 | 31 | 75 | 8 | 7 |
| Duffel | 228 | 120 | 46 | 63 | 3 | 8 | 108 | 42 | 55 | 5 | 6 |
| Heist-op-den-Berg | 363 | 190 | 78 | 97 | 0 | 15 | 173 | 48 | 103 | 9 | 13 |
| Lierre | 986 | 491 | 184 | 273 | 8 | 26 | 495 | 152 | 300 | 23 | 20 |
| Malines | 5.031 | 2.618 | 1.251 | 1.219 | 22 | 126 | 2.413 | 941 | 1.263 | 134 | 75 |

Population au 1.1.2004

Population étrangère par sexe, état civil - par commune (suite)

| | Hommes | | | | | | Femmes | | | | |
|--------------------------|---------------|---------------|--------------------|---------------|------------|---------------|---------------|--------------------|---------------|--------------|----------------|
| | Total | Total | Céliba - taires | Mariés | Veufs | Divor- cés | Total | Céliba - taires | Mariées | Veuves | Divor- cées |
| Nijlen | 203 | 105 | 31 | 66 | 2 | 6 | 98 | 26 | 64 | 3 | 5 |
| Putte | 170 | 86 | 32 | 45 | 2 | 7 | 84 | 32 | 48 | 3 | 1 |
| Puurs | 180 | 97 | 41 | 51 | 2 | 3 | 83 | 33 | 43 | 3 | 4 |
| Sint-Amands | 159 | 78 | 24 | 49 | 1 | 4 | 81 | 21 | 54 | 4 | 2 |
| Sint-Katelijne-Waver | 301 | 173 | 79 | 84 | 1 | 9 | 128 | 47 | 71 | 5 | 5 |
| Willebroek | 836 | 451 | 190 | 233 | 7 | 21 | 385 | 142 | 211 | 19 | 13 |
| Arr. de Turnhout | 20.859 | 11.067 | 4.143 | 5.913 | 201 | 810 | 9.792 | 3.370 | 5.325 | 500 | 597 |
| Arendonk | 1.155 | 623 | 298 | 278 | 7 | 40 | 532 | 229 | 252 | 19 | 32 |
| Baerle-Duc | 918 | 482 | 167 | 268 | 15 | 32 | 436 | 134 | 228 | 35 | 39 |
| Balen | 611 | 288 | 102 | 162 | 1 | 23 | 323 | 127 | 172 | 8 | 16 |
| Beerse | 589 | 323 | 118 | 174 | 6 | 25 | 266 | 93 | 150 | 11 | 12 |
| Dessel | 296 | 151 | 52 | 82 | 3 | 14 | 145 | 57 | 69 | 6 | 13 |
| Geel | 969 | 531 | 262 | 228 | 9 | 32 | 438 | 179 | 222 | 14 | 23 |
| Grobbendonk | 171 | 98 | 28 | 57 | 4 | 9 | 73 | 14 | 45 | 6 | 8 |
| Herentals | 573 | 295 | 113 | 150 | 7 | 25 | 278 | 93 | 161 | 9 | 15 |
| Herenthout | 65 | 33 | 9 | 24 | 0 | 0 | 32 | 10 | 18 | 3 | 1 |
| Herselt | 175 | 74 | 27 | 40 | 1 | 6 | 101 | 33 | 54 | 7 | 7 |
| Hoogstraten | 3.468 | 1.856 | 648 | 1.035 | 33 | 140 | 1.612 | 559 | 884 | 80 | 89 |
| Hulshout | 111 | 57 | 21 | 34 | 0 | 2 | 54 | 20 | 31 | 1 | 2 |
| Kasterlee | 441 | 248 | 83 | 148 | 1 | 16 | 193 | 52 | 122 | 11 | 8 |
| Laakdal | 179 | 86 | 24 | 57 | 3 | 2 | 93 | 37 | 51 | 3 | 2 |
| Lille | 266 | 143 | 42 | 81 | 4 | 16 | 123 | 39 | 64 | 7 | 13 |
| Meerhout | 127 | 64 | 26 | 31 | 2 | 5 | 63 | 24 | 32 | 3 | 4 |
| Merksplas | 379 | 207 | 76 | 113 | 5 | 13 | 172 | 61 | 95 | 3 | 13 |
| Mol | 1.625 | 842 | 346 | 421 | 13 | 62 | 783 | 275 | 433 | 34 | 41 |
| Olen | 171 | 79 | 32 | 41 | 2 | 4 | 92 | 45 | 39 | 3 | 5 |
| Oud-Turnhout | 1.184 | 619 | 190 | 394 | 5 | 30 | 565 | 140 | 356 | 38 | 31 |
| Ravels | 3.163 | 1.673 | 575 | 933 | 45 | 120 | 1.490 | 495 | 817 | 91 | 87 |
| Retie | 512 | 276 | 101 | 149 | 7 | 19 | 236 | 65 | 147 | 7 | 17 |
| Rijkevorsel | 336 | 194 | 68 | 105 | 2 | 19 | 142 | 50 | 80 | 4 | 8 |
| Turnhout | 2.545 | 1.391 | 579 | 669 | 19 | 124 | 1.154 | 410 | 581 | 71 | 92 |
| Vorselaar | 89 | 46 | 15 | 25 | 2 | 4 | 43 | 13 | 27 | 1 | 2 |
| Vosselaar | 415 | 221 | 73 | 129 | 3 | 16 | 194 | 65 | 112 | 11 | 6 |
| Westerlo | 326 | 167 | 68 | 85 | 2 | 12 | 159 | 51 | 83 | 14 | 11 |
| Prov. de Limbourg | 64.444 | 33.246 | 11.245 | 19.035 | 687 | 2.279 | 31.198 | 8.927 | 17.883 | 2.667 | 1.721 |
| Arr. de Hasselt | 21.906 | 11.032 | 3.240 | 6.853 | 252 | 687 | 10.874 | 2.365 | 6.713 | 1.338 | 458 |
| As | 374 | 186 | 50 | 116 | 4 | 16 | 188 | 51 | 114 | 14 | 9 |
| Beringen | 2.184 | 1.083 | 259 | 747 | 22 | 55 | 1.101 | 185 | 753 | 120 | 43 |
| Diepenbeek | 448 | 232 | 93 | 111 | 9 | 19 | 216 | 73 | 117 | 13 | 13 |
| Genk | 9.452 | 4.689 | 1.203 | 3.070 | 131 | 285 | 4.763 | 752 | 3.022 | 803 | 186 |
| Gingelom | 146 | 77 | 38 | 36 | 0 | 3 | 69 | 19 | 46 | 2 | 2 |
| Halen | 133 | 67 | 25 | 38 | 1 | 3 | 66 | 26 | 35 | 2 | 3 |
| Ham | 307 | 157 | 46 | 99 | 5 | 7 | 150 | 48 | 83 | 13 | 6 |
| Hasselt | 2.492 | 1.305 | 526 | 653 | 22 | 104 | 1.187 | 394 | 652 | 83 | 58 |
| Herck-la-Ville | 178 | 103 | 47 | 50 | 2 | 4 | 75 | 22 | 47 | 4 | 2 |
| Heusden-Zolder | 2.182 | 1.058 | 249 | 738 | 22 | 49 | 1.124 | 195 | 737 | 147 | 45 |
| Bourg-Léopold | 629 | 307 | 92 | 185 | 6 | 24 | 322 | 95 | 188 | 28 | 11 |
| Lummen | 252 | 138 | 40 | 84 | 0 | 14 | 114 | 31 | 70 | 8 | 5 |
| Nieuwerkerken | 85 | 52 | 23 | 25 | 0 | 4 | 33 | 20 | 12 | 1 | 0 |
| Opglabbeek | 516 | 277 | 84 | 174 | 6 | 13 | 239 | 55 | 154 | 16 | 14 |
| Saint-Trond | 945 | 509 | 238 | 241 | 9 | 21 | 436 | 160 | 223 | 28 | 25 |
| Tessenderlo | 320 | 158 | 36 | 108 | 3 | 11 | 162 | 45 | 102 | 7 | 8 |
| Zonhoven | 652 | 324 | 91 | 197 | 3 | 33 | 328 | 101 | 189 | 29 | 9 |
| Zutendaal | 611 | 310 | 100 | 181 | 7 | 22 | 301 | 93 | 169 | 20 | 19 |
| Arr. de Maaseik | 23.249 | 12.166 | 4.251 | 6.773 | 252 | 890 | 11.083 | 3.421 | 6.233 | 716 | 713 |
| Bocholt | 1.081 | 580 | 196 | 318 | 14 | 52 | 501 | 172 | 275 | 19 | 35 |
| Bree | 584 | 294 | 113 | 147 | 8 | 26 | 290 | 86 | 163 | 17 | 24 |
| Dilsen-Stokkem | 1.872 | 984 | 348 | 539 | 15 | 82 | 888 | 267 | 492 | 65 | 64 |
| Hamont-Achel | 3.510 | 1.863 | 664 | 1.027 | 46 | 126 | 1.647 | 508 | 919 | 108 | 112 |
| Hechtel-Eksel | 828 | 420 | 139 | 240 | 8 | 33 | 408 | 127 | 226 | 25 | 30 |
| Houthalen-Helchteren | 3.281 | 1.681 | 408 | 1.165 | 35 | 73 | 1.600 | 282 | 1.049 | 205 | 64 |
| Kinrooi | 1.632 | 856 | 350 | 431 | 12 | 63 | 776 | 288 | 405 | 30 | 53 |
| Lommel | 3.632 | 1.924 | 700 | 1.068 | 31 | 125 | 1.708 | 573 | 956 | 79 | 100 |

Population étrangère par sexe, état civil - par commune (suite)

| | Hommes | | | | | | Femmes | | | | |
|-----------------------------------|---------------|---------------|--------------------|---------------|------------|---------------|---------------|--------------------|--------------|--------------|----------------|
| | Total | Total | Céliba - taires | Mariés | Veufs | Divor- cés | Total | Céliba - taires | Mariées | Veuves | Divor- cées |
| Maaseik | 2.519 | 1.343 | 472 | 717 | 37 | 117 | 1.176 | 370 | 649 | 73 | 84 |
| Meeuwen-Gruitrode | 532 | 285 | 130 | 120 | 5 | 30 | 247 | 90 | 129 | 12 | 16 |
| Neerpelt | 2.200 | 1.133 | 403 | 607 | 26 | 97 | 1.067 | 366 | 577 | 52 | 72 |
| Overpelt | 961 | 497 | 203 | 250 | 10 | 34 | 464 | 170 | 237 | 23 | 34 |
| Peer | 617 | 306 | 125 | 144 | 5 | 32 | 311 | 122 | 156 | 8 | 25 |
| Arr. de Tongres | 19.289 | 10.048 | 3.754 | 5.409 | 183 | 702 | 9.241 | 3.141 | 4.937 | 613 | 550 |
| Alken | 156 | 84 | 32 | 40 | 3 | 9 | 72 | 16 | 48 | 5 | 3 |
| Bilzen | 1.450 | 738 | 266 | 395 | 7 | 70 | 712 | 266 | 373 | 29 | 44 |
| Looz | 192 | 98 | 40 | 54 | 0 | 4 | 94 | 29 | 57 | 3 | 5 |
| Heers | 119 | 62 | 31 | 28 | 1 | 2 | 57 | 22 | 28 | 2 | 5 |
| Herstappe | 0 | 0 | 0 | 0 | 0 | 0 | 0 | 0 | 0 | 0 | 0 |
| Hoeselt | 229 | 120 | 34 | 73 | 3 | 10 | 109 | 38 | 61 | 5 | 5 |
| Kortesseem | 118 | 60 | 22 | 32 | 1 | 5 | 58 | 12 | 39 | 3 | 4 |
| Lanaken | 6.041 | 3.181 | 1.372 | 1.527 | 49 | 233 | 2.860 | 1.108 | 1.408 | 148 | 196 |
| Maasmechelen | 6.657 | 3.414 | 995 | 2.137 | 76 | 206 | 3.243 | 789 | 1.969 | 333 | 152 |
| Riemst | 2.411 | 1.221 | 577 | 534 | 18 | 92 | 1.190 | 574 | 499 | 41 | 76 |
| Tongres | 844 | 502 | 181 | 269 | 10 | 42 | 342 | 107 | 183 | 21 | 31 |
| Fourons | 986 | 524 | 191 | 294 | 15 | 24 | 462 | 166 | 247 | 23 | 26 |
| Wellen | 86 | 44 | 13 | 26 | 0 | 5 | 42 | 14 | 25 | 0 | 3 |
| Prov. de Flandre orientale | 36.540 | 19.261 | 7.525 | 10.238 | 266 | 1.232 | 17.279 | 6.030 | 9.384 | 1.049 | 816 |
| Arr. d'Alost | 3.597 | 1.810 | 682 | 958 | 38 | 132 | 1.787 | 635 | 959 | 106 | 87 |
| Alost | 1.588 | 798 | 294 | 432 | 16 | 56 | 790 | 273 | 430 | 51 | 36 |
| Denderleeuw | 247 | 126 | 49 | 61 | 5 | 11 | 121 | 50 | 57 | 9 | 5 |
| Erpe-Mere | 157 | 81 | 30 | 44 | 1 | 6 | 76 | 32 | 36 | 4 | 4 |
| Grammont | 514 | 247 | 115 | 116 | 3 | 13 | 267 | 111 | 129 | 12 | 15 |
| Haaltert | 148 | 65 | 23 | 35 | 2 | 5 | 83 | 23 | 47 | 7 | 6 |
| Herzele | 96 | 58 | 26 | 28 | 1 | 3 | 38 | 14 | 19 | 3 | 2 |
| Lede | 80 | 38 | 14 | 19 | 1 | 4 | 42 | 12 | 28 | 1 | 1 |
| Ninove | 548 | 278 | 95 | 154 | 6 | 23 | 270 | 86 | 153 | 16 | 15 |
| Sint-Lievens-Houtem | 59 | 32 | 11 | 18 | 1 | 2 | 27 | 9 | 15 | 1 | 2 |
| Zottegem | 160 | 87 | 25 | 51 | 2 | 9 | 73 | 25 | 45 | 2 | 1 |
| Arr. de Termonde | 2.788 | 1.398 | 507 | 789 | 11 | 91 | 1.390 | 376 | 851 | 101 | 62 |
| Berlare | 110 | 68 | 20 | 40 | 1 | 7 | 42 | 6 | 32 | 2 | 2 |
| Buggenhout | 103 | 51 | 18 | 30 | 1 | 2 | 52 | 14 | 31 | 4 | 3 |
| Termonde | 632 | 311 | 118 | 168 | 3 | 22 | 321 | 101 | 180 | 22 | 18 |
| Hamme | 375 | 177 | 60 | 105 | 3 | 9 | 198 | 40 | 131 | 16 | 11 |
| Laarne | 93 | 43 | 15 | 22 | 1 | 5 | 50 | 21 | 23 | 5 | 1 |
| Lebbeke | 184 | 93 | 33 | 52 | 0 | 8 | 91 | 26 | 52 | 9 | 4 |
| Waasmunster | 189 | 108 | 39 | 62 | 0 | 7 | 81 | 31 | 43 | 3 | 4 |
| Wetteren | 332 | 165 | 64 | 85 | 0 | 16 | 167 | 45 | 102 | 11 | 9 |
| Wichelen | 86 | 43 | 15 | 25 | 0 | 3 | 43 | 16 | 23 | 1 | 3 |
| Zele | 684 | 339 | 125 | 200 | 2 | 12 | 345 | 76 | 234 | 28 | 7 |
| Arr. d'Eeklo | 1.824 | 1.044 | 279 | 616 | 31 | 118 | 780 | 198 | 462 | 65 | 55 |
| Assenede | 283 | 159 | 48 | 97 | 4 | 10 | 124 | 35 | 77 | 4 | 8 |
| Eeklo | 328 | 187 | 54 | 106 | 6 | 21 | 141 | 35 | 86 | 10 | 10 |
| Kaprijke | 87 | 51 | 14 | 29 | 1 | 7 | 36 | 8 | 25 | 2 | 1 |
| Maldegem | 319 | 177 | 37 | 109 | 5 | 26 | 142 | 34 | 81 | 17 | 10 |
| Sint-Laureins | 200 | 112 | 23 | 85 | 1 | 3 | 88 | 20 | 55 | 8 | 5 |
| Zelzate | 607 | 358 | 103 | 190 | 14 | 51 | 249 | 66 | 138 | 24 | 21 |
| Arr. de Gand | 19.289 | 10.161 | 4.229 | 5.196 | 111 | 625 | 9.128 | 3.391 | 4.769 | 551 | 417 |
| Aalter | 221 | 158 | 100 | 48 | 3 | 7 | 63 | 22 | 37 | 3 | 1 |
| De Pinte | 141 | 74 | 26 | 41 | 2 | 5 | 67 | 21 | 41 | 3 | 2 |
| Deinze | 428 | 223 | 84 | 112 | 3 | 24 | 205 | 76 | 112 | 11 | 6 |
| Destelbergen | 232 | 131 | 32 | 87 | 2 | 10 | 101 | 26 | 64 | 6 | 5 |
| Evergem | 392 | 204 | 55 | 126 | 4 | 19 | 188 | 50 | 112 | 11 | 15 |
| Gavere | 88 | 42 | 14 | 25 | 0 | 3 | 46 | 14 | 26 | 3 | 3 |
| Gand | 15.851 | 8.251 | 3.593 | 4.104 | 74 | 480 | 7.600 | 2.900 | 3.895 | 466 | 339 |
| Knesselare | 77 | 43 | 12 | 25 | 0 | 6 | 34 | 8 | 22 | 1 | 3 |
| Lochristi | 242 | 130 | 46 | 73 | 2 | 9 | 112 | 36 | 63 | 7 | 6 |
| Lovendegem | 127 | 61 | 19 | 39 | 1 | 2 | 66 | 23 | 32 | 7 | 4 |
| Melle | 152 | 77 | 32 | 37 | 2 | 6 | 75 | 33 | 39 | 1 | 2 |
| Merelbeke | 265 | 151 | 49 | 99 | 0 | 3 | 114 | 38 | 60 | 7 | 9 |
| Moerbeke | 172 | 101 | 15 | 76 | 3 | 7 | 71 | 20 | 45 | 3 | 3 |

Population au 1.1.2004

Population étrangère par sexe, état civil - par commune (suite)

| | Hommes | | | | | | Femmes | | | | | |
|---------------------------------|---------------|---------------|--------------------|---------------|------------|---------------|---------------|--------------------|---------------|--------------|----------------|--|
| | Total | Total | Céliba - taires | Mariés | Veufs | Divor- cés | Total | Céliba - taires | Mariées | Veuves | Divor- cées | |
| Nazareth | 115 | 60 | 18 | 36 | 1 | 5 | 55 | 16 | 31 | 5 | 3 | |
| Nevele | 69 | 39 | 13 | 21 | 0 | 5 | 30 | 6 | 20 | 2 | 2 | |
| Oosterzele | 80 | 52 | 19 | 28 | 2 | 3 | 28 | 10 | 17 | 1 | 0 | |
| Sint-Martens-Latem | 196 | 104 | 29 | 63 | 5 | 7 | 92 | 32 | 52 | 4 | 4 | |
| Waarschoot | 66 | 44 | 19 | 20 | 1 | 4 | 22 | 14 | 8 | 0 | 0 | |
| Wachtebeke | 187 | 111 | 21 | 75 | 5 | 10 | 76 | 24 | 44 | 5 | 3 | |
| Zomergem | 57 | 31 | 8 | 21 | 1 | 1 | 26 | 6 | 16 | 1 | 3 | |
| Zulte | 131 | 74 | 25 | 40 | 0 | 9 | 57 | 16 | 33 | 4 | 4 | |
| Arr. d'Audenarde | 1.852 | 973 | 377 | 514 | 16 | 66 | 879 | 287 | 481 | 61 | 50 | |
| Brakel | 99 | 49 | 12 | 31 | 2 | 4 | 50 | 12 | 33 | 2 | 3 | |
| Horebeke | 8 | 3 | 3 | 0 | 0 | 0 | 5 | 1 | 3 | 1 | 0 | |
| Kluisbergen | 63 | 34 | 8 | 20 | 1 | 5 | 29 | 7 | 20 | 0 | 2 | |
| Kruishoutem | 72 | 39 | 18 | 20 | 0 | 1 | 33 | 15 | 16 | 1 | 1 | |
| Lierde | 35 | 18 | 7 | 10 | 0 | 1 | 17 | 7 | 9 | 0 | 1 | |
| Maarkedal | 46 | 22 | 3 | 17 | 1 | 1 | 24 | 7 | 16 | 0 | 1 | |
| Audenarde | 368 | 191 | 91 | 86 | 1 | 13 | 177 | 66 | 93 | 8 | 10 | |
| Renaix | 1.029 | 544 | 208 | 287 | 10 | 39 | 485 | 156 | 255 | 47 | 27 | |
| Wortegem-Petegem | 28 | 11 | 6 | 5 | 0 | 0 | 17 | 5 | 11 | 0 | 1 | |
| Zingem | 51 | 31 | 7 | 22 | 1 | 1 | 20 | 3 | 14 | 1 | 2 | |
| Zwalm | 53 | 31 | 14 | 16 | 0 | 1 | 22 | 8 | 11 | 1 | 2 | |
| Arr. de Saint-Nicolas | 7.190 | 3.875 | 1.451 | 2.165 | 59 | 200 | 3.315 | 1.143 | 1.862 | 165 | 145 | |
| Beveren | 749 | 432 | 145 | 245 | 14 | 28 | 317 | 92 | 181 | 19 | 25 | |
| Kruibeke | 217 | 111 | 40 | 61 | 1 | 9 | 106 | 33 | 60 | 9 | 4 | |
| Lokeren | 1.994 | 1.035 | 451 | 553 | 7 | 24 | 959 | 373 | 529 | 35 | 22 | |
| Sint-Gillis-Waas | 436 | 255 | 59 | 174 | 8 | 14 | 181 | 54 | 107 | 7 | 13 | |
| Saint-Nicolas | 2.380 | 1.283 | 503 | 686 | 17 | 77 | 1.097 | 397 | 600 | 54 | 46 | |
| Stekene | 567 | 343 | 85 | 220 | 5 | 33 | 224 | 41 | 151 | 17 | 15 | |
| Tamise | 847 | 416 | 168 | 226 | 7 | 15 | 431 | 153 | 234 | 24 | 20 | |
| Prov. de Brabant flamand | 61.226 | 31.080 | 13.855 | 15.573 | 348 | 1.304 | 30.146 | 12.538 | 15.148 | 1.159 | 1.301 | |
| Arr. de Hal-Vilvorde | 39.858 | 20.006 | 8.268 | 10.603 | 254 | 881 | 19.852 | 7.828 | 10.223 | 876 | 925 | |
| Affligem | 162 | 74 | 29 | 37 | 2 | 6 | 88 | 28 | 48 | 5 | 7 | |
| Asse | 1.293 | 657 | 295 | 321 | 10 | 31 | 636 | 282 | 297 | 25 | 32 | |
| Beersel | 1.409 | 730 | 316 | 371 | 11 | 32 | 679 | 232 | 367 | 44 | 36 | |
| Biévène | 37 | 22 | 7 | 13 | 0 | 2 | 15 | 5 | 5 | 1 | 4 | |
| Dilbeek | 1.814 | 931 | 340 | 528 | 15 | 48 | 883 | 306 | 463 | 54 | 60 | |
| Drogenbos | 495 | 246 | 110 | 112 | 6 | 18 | 249 | 98 | 128 | 14 | 9 | |
| Gammerages | 80 | 38 | 15 | 18 | 0 | 5 | 42 | 14 | 22 | 2 | 4 | |
| Gooik | 76 | 45 | 19 | 24 | 0 | 2 | 31 | 9 | 18 | 3 | 1 | |
| Grimbergen | 1.792 | 891 | 309 | 504 | 12 | 66 | 901 | 304 | 478 | 68 | 51 | |
| Hal | 1.311 | 661 | 275 | 338 | 8 | 40 | 650 | 237 | 326 | 45 | 42 | |
| Herne | 94 | 53 | 16 | 30 | 3 | 4 | 41 | 17 | 19 | 3 | 2 | |
| Hoeilaart | 1.467 | 724 | 315 | 370 | 7 | 32 | 743 | 323 | 375 | 21 | 24 | |
| Kampenhout | 326 | 162 | 67 | 90 | 1 | 4 | 164 | 56 | 90 | 8 | 10 | |
| Kapelle-op-den-Bos | 112 | 62 | 17 | 37 | 2 | 6 | 50 | 16 | 30 | 1 | 3 | |
| Kraainem | 3.254 | 1.557 | 727 | 781 | 9 | 40 | 1.697 | 786 | 796 | 49 | 66 | |
| Lennik | 124 | 58 | 18 | 36 | 0 | 4 | 66 | 26 | 35 | 0 | 5 | |
| Liedekerke | 163 | 79 | 36 | 35 | 3 | 5 | 84 | 39 | 38 | 2 | 5 | |
| Linkebeek | 434 | 217 | 94 | 110 | 2 | 11 | 217 | 83 | 113 | 9 | 12 | |
| Londerzeel | 219 | 106 | 32 | 62 | 1 | 11 | 113 | 41 | 59 | 7 | 6 | |
| Machelen | 923 | 463 | 157 | 270 | 5 | 31 | 460 | 149 | 271 | 22 | 18 | |
| Meise | 630 | 338 | 108 | 203 | 7 | 20 | 292 | 119 | 144 | 12 | 17 | |
| Merchtem | 256 | 122 | 45 | 68 | 2 | 7 | 134 | 54 | 67 | 6 | 7 | |
| Opwijk | 122 | 58 | 23 | 26 | 2 | 7 | 64 | 25 | 33 | 2 | 4 | |
| Overijse | 4.762 | 2.395 | 1.054 | 1.272 | 19 | 50 | 2.367 | 999 | 1.228 | 63 | 77 | |
| Pepingen | 43 | 20 | 5 | 15 | 0 | 0 | 23 | 11 | 8 | 1 | 3 | |
| Roosdaal | 133 | 76 | 26 | 46 | 1 | 3 | 57 | 22 | 32 | 1 | 2 | |
| Rhode-Saint-Genèse | 2.892 | 1.424 | 657 | 713 | 9 | 45 | 1.468 | 645 | 709 | 42 | 72 | |
| Sint-Pieters-Leeuw | 2.481 | 1.313 | 493 | 720 | 22 | 78 | 1.168 | 408 | 662 | 50 | 48 | |
| Steenokkerzeel | 361 | 177 | 66 | 93 | 4 | 14 | 184 | 61 | 106 | 9 | 8 | |
| Ternat | 238 | 117 | 40 | 66 | 1 | 10 | 121 | 37 | 64 | 5 | 15 | |
| Vilvorde | 3.790 | 1.960 | 723 | 1.104 | 48 | 85 | 1.830 | 575 | 1.045 | 141 | 69 | |
| Wemmel | 1.112 | 551 | 218 | 287 | 10 | 36 | 561 | 212 | 276 | 38 | 35 | |
| Wezembeek-Oppeem | 2.764 | 1.366 | 626 | 693 | 6 | 41 | 1.398 | 617 | 698 | 36 | 47 | |

Population étrangère par sexe, état civil - par commune (suite)

| | Hommes | | | | | | Femmes | | | | |
|-------------------------------------|---------------|---------------|--------------------|--------------|------------|---------------|---------------|--------------------|--------------|------------|----------------|
| | Total | Total | Céliba - taires | Mariés | Veufs | Divor- cés | Total | Céliba - taires | Mariées | Veuves | Divor- cées |
| Zaventem | 4.277 | 2.096 | 926 | 1.076 | 22 | 72 | 2.181 | 936 | 1.061 | 75 | 109 |
| Zemst | 412 | 217 | 64 | 134 | 4 | 15 | 195 | 56 | 112 | 12 | 15 |
| Arr. de Louvain | 21.368 | 11.074 | 5.587 | 4.970 | 94 | 423 | 10.294 | 4.710 | 4.925 | 283 | 376 |
| Aarschot | 320 | 149 | 50 | 86 | 2 | 11 | 171 | 57 | 96 | 8 | 10 |
| Begijnendijk | 87 | 49 | 15 | 30 | 0 | 4 | 38 | 12 | 25 | 0 | 1 |
| Bekkevoort | 59 | 28 | 11 | 11 | 1 | 5 | 31 | 10 | 16 | 1 | 4 |
| Bertem | 553 | 285 | 133 | 144 | 3 | 5 | 268 | 105 | 148 | 7 | 8 |
| Bierbeek | 152 | 80 | 32 | 39 | 1 | 8 | 72 | 31 | 35 | 3 | 3 |
| Boortmeerbeek | 237 | 135 | 47 | 70 | 4 | 14 | 102 | 32 | 60 | 4 | 6 |
| Boutersem | 120 | 61 | 22 | 35 | 1 | 3 | 59 | 23 | 32 | 0 | 4 |
| Diest | 699 | 350 | 156 | 172 | 7 | 15 | 349 | 111 | 211 | 14 | 13 |
| Geetbets | 71 | 29 | 18 | 11 | 0 | 0 | 42 | 18 | 20 | 1 | 3 |
| Glabbeek | 31 | 20 | 13 | 7 | 0 | 0 | 11 | 5 | 4 | 1 | 1 |
| Haacht | 171 | 93 | 31 | 54 | 2 | 6 | 78 | 22 | 49 | 4 | 3 |
| Herent | 388 | 187 | 66 | 108 | 1 | 12 | 201 | 66 | 111 | 9 | 15 |
| Hoegaarden | 74 | 40 | 11 | 22 | 2 | 5 | 34 | 15 | 17 | 0 | 2 |
| Holsbeek | 86 | 44 | 16 | 24 | 1 | 3 | 42 | 17 | 19 | 4 | 2 |
| Huldenberg | 560 | 278 | 103 | 161 | 3 | 11 | 282 | 116 | 145 | 7 | 14 |
| Keerbergen | 793 | 404 | 154 | 228 | 5 | 17 | 389 | 145 | 211 | 15 | 18 |
| Kortenaken | 65 | 26 | 9 | 13 | 1 | 3 | 39 | 11 | 25 | 2 | 1 |
| Kortenberg | 1.267 | 663 | 306 | 325 | 3 | 29 | 604 | 255 | 301 | 13 | 35 |
| Landen | 189 | 104 | 36 | 58 | 2 | 8 | 85 | 24 | 50 | 9 | 2 |
| Louvain | 8.376 | 4.504 | 2.824 | 1.525 | 24 | 131 | 3.872 | 2.230 | 1.467 | 71 | 104 |
| Lintar | 49 | 22 | 8 | 11 | 0 | 3 | 27 | 8 | 16 | 0 | 3 |
| Lubbeek | 197 | 103 | 44 | 51 | 2 | 6 | 94 | 26 | 59 | 2 | 7 |
| Oud-Heverlee | 272 | 138 | 64 | 69 | 1 | 4 | 134 | 58 | 67 | 3 | 6 |
| Rotselaar | 271 | 136 | 48 | 76 | 3 | 9 | 135 | 48 | 80 | 4 | 3 |
| Montaigu-Zichem | 245 | 123 | 46 | 60 | 2 | 15 | 122 | 43 | 68 | 5 | 6 |
| Tervuren | 4.789 | 2.402 | 1.065 | 1.267 | 15 | 55 | 2.387 | 995 | 1.265 | 60 | 67 |
| Tielt-Winge | 108 | 58 | 16 | 35 | 2 | 5 | 50 | 16 | 31 | 1 | 2 |
| Tirlemont | 666 | 308 | 138 | 146 | 3 | 21 | 358 | 138 | 178 | 23 | 19 |
| Tremelo | 390 | 206 | 84 | 108 | 2 | 12 | 184 | 63 | 98 | 10 | 13 |
| Léau | 83 | 49 | 21 | 24 | 1 | 3 | 34 | 10 | 21 | 2 | 1 |
| Prov. de Flandre occidentale | 21.467 | 11.266 | 4.154 | 5.835 | 243 | 1.034 | 10.201 | 3.638 | 5.008 | 853 | 702 |
| Arr. de Bruges | 5.401 | 2.807 | 1.030 | 1.437 | 65 | 275 | 2.594 | 938 | 1.290 | 191 | 175 |
| Beernem | 90 | 53 | 25 | 24 | 0 | 4 | 37 | 11 | 23 | 1 | 2 |
| Blankenberge | 438 | 225 | 72 | 114 | 9 | 30 | 213 | 72 | 102 | 21 | 18 |
| Bruges | 2.827 | 1.456 | 621 | 687 | 24 | 124 | 1.371 | 571 | 639 | 85 | 76 |
| Damme | 124 | 77 | 23 | 46 | 2 | 6 | 47 | 11 | 32 | 1 | 3 |
| Jabbek | 153 | 81 | 22 | 52 | 3 | 4 | 72 | 18 | 44 | 3 | 7 |
| Knokke-Heist | 1.250 | 646 | 172 | 363 | 22 | 89 | 604 | 167 | 304 | 73 | 60 |
| Oostkamp | 163 | 86 | 27 | 51 | 1 | 7 | 77 | 20 | 52 | 3 | 2 |
| Torhout | 158 | 89 | 43 | 40 | 1 | 5 | 69 | 31 | 34 | 1 | 3 |
| Zedelgem | 173 | 80 | 23 | 48 | 3 | 6 | 93 | 31 | 55 | 3 | 4 |
| Zuienkerke | 25 | 14 | 2 | 12 | 0 | 0 | 11 | 6 | 5 | 0 | 0 |
| Arr. de Dixmude | 260 | 123 | 30 | 79 | 3 | 11 | 137 | 47 | 73 | 9 | 8 |
| Dixmude | 103 | 41 | 12 | 25 | 0 | 4 | 62 | 19 | 36 | 3 | 4 |
| Houthulst | 48 | 24 | 3 | 19 | 0 | 2 | 24 | 11 | 13 | 0 | 0 |
| Koekelare | 44 | 19 | 6 | 12 | 1 | 0 | 25 | 9 | 10 | 3 | 3 |
| Kortemark | 36 | 18 | 4 | 10 | 1 | 3 | 18 | 6 | 9 | 3 | 0 |
| Lo-Reninge | 29 | 21 | 5 | 13 | 1 | 2 | 8 | 2 | 5 | 0 | 1 |
| Arr. d'Ypres | 2.191 | 1.215 | 419 | 667 | 29 | 100 | 976 | 349 | 457 | 94 | 76 |
| Heuvelland | 426 | 232 | 97 | 112 | 2 | 21 | 194 | 83 | 77 | 15 | 19 |
| Ypres | 571 | 341 | 129 | 177 | 13 | 22 | 230 | 88 | 103 | 26 | 13 |
| Langemark-Poelkapelle | 55 | 27 | 5 | 18 | 0 | 4 | 28 | 12 | 15 | 1 | 0 |
| Messines | 96 | 42 | 17 | 13 | 1 | 11 | 54 | 29 | 15 | 5 | 5 |
| Poperinge | 352 | 187 | 49 | 115 | 4 | 19 | 165 | 46 | 93 | 16 | 10 |
| Vleteren | 38 | 22 | 12 | 10 | 0 | 0 | 16 | 3 | 13 | 0 | 0 |
| Wervik | 560 | 316 | 94 | 196 | 7 | 19 | 244 | 73 | 117 | 28 | 26 |
| Zonnebeke | 93 | 48 | 16 | 26 | 2 | 4 | 45 | 15 | 24 | 3 | 3 |
| Arr. de Courtrai | 6.339 | 3.341 | 1.289 | 1.749 | 58 | 245 | 2.998 | 1.111 | 1.440 | 267 | 180 |
| Anzegem | 67 | 45 | 10 | 33 | 1 | 1 | 22 | 3 | 16 | 1 | 2 |
| Avelgem | 96 | 46 | 17 | 26 | 1 | 2 | 50 | 13 | 29 | 4 | 4 |

Population au 1.1.2004

Population étrangère par sexe, état civil - par commune (suite)

| | Hommes | | | | | | Femmes | | | | |
|--------------------------------|---------------|---------------|--------------------|--------------|------------|---------------|---------------|--------------------|--------------|------------|----------------|
| | Total | Total | Céliba - taires | Mariés | Veufs | Divor- cés | Total | Céliba - taires | Mariées | Veuves | Divor- cées |
| Deerlijk | 104 | 56 | 13 | 37 | 0 | 6 | 48 | 15 | 27 | 2 | 4 |
| Harelbeke | 352 | 199 | 68 | 114 | 2 | 15 | 153 | 50 | 86 | 8 | 9 |
| Courtrai | 2.604 | 1.367 | 623 | 635 | 21 | 88 | 1.237 | 514 | 598 | 72 | 53 |
| Kuurne | 171 | 102 | 33 | 59 | 1 | 9 | 69 | 20 | 41 | 4 | 4 |
| Lendeledede | 29 | 13 | 4 | 8 | 0 | 1 | 16 | 8 | 7 | 1 | 0 |
| Menin | 1.670 | 866 | 296 | 467 | 23 | 80 | 804 | 286 | 325 | 127 | 66 |
| Espierres-Helchin | 81 | 50 | 22 | 24 | 2 | 2 | 31 | 11 | 13 | 2 | 5 |
| Waregem | 598 | 307 | 112 | 174 | 2 | 19 | 291 | 89 | 168 | 21 | 13 |
| Wevelgem | 396 | 202 | 70 | 113 | 3 | 16 | 194 | 78 | 83 | 17 | 16 |
| Zwevegem | 171 | 88 | 21 | 59 | 2 | 6 | 83 | 24 | 47 | 8 | 4 |
| Arr. d'Ostende | 3.390 | 1.760 | 658 | 840 | 43 | 219 | 1.630 | 541 | 793 | 146 | 150 |
| Bredene | 277 | 131 | 47 | 69 | 3 | 12 | 146 | 49 | 75 | 14 | 8 |
| De Haan | 285 | 143 | 47 | 77 | 6 | 13 | 142 | 42 | 71 | 12 | 17 |
| Gistel | 96 | 51 | 21 | 24 | 1 | 5 | 45 | 17 | 22 | 3 | 3 |
| Ichtegem | 93 | 40 | 11 | 24 | 1 | 4 | 53 | 13 | 30 | 3 | 7 |
| Middelkerke | 330 | 180 | 55 | 91 | 8 | 26 | 150 | 44 | 80 | 18 | 8 |
| Ostende | 2.255 | 1.193 | 471 | 543 | 24 | 155 | 1.062 | 370 | 494 | 95 | 103 |
| Oudenburg | 54 | 22 | 6 | 12 | 0 | 4 | 32 | 6 | 21 | 1 | 4 |
| Arr. de Roulers | 1.375 | 732 | 274 | 389 | 6 | 63 | 643 | 234 | 340 | 38 | 31 |
| Hooglede | 60 | 35 | 11 | 20 | 1 | 3 | 25 | 7 | 15 | 3 | 0 |
| Ingelmunster | 95 | 48 | 21 | 23 | 0 | 4 | 47 | 21 | 22 | 1 | 3 |
| Izegem | 271 | 156 | 55 | 91 | 1 | 9 | 115 | 48 | 59 | 5 | 3 |
| Ledegem | 66 | 23 | 10 | 11 | 0 | 2 | 43 | 20 | 15 | 5 | 3 |
| Lichtervelde | 48 | 22 | 8 | 12 | 1 | 1 | 26 | 5 | 19 | 2 | 0 |
| Moorslede | 54 | 26 | 6 | 18 | 0 | 2 | 28 | 12 | 13 | 1 | 2 |
| Roulers | 741 | 402 | 160 | 201 | 3 | 38 | 339 | 118 | 181 | 21 | 19 |
| Staden | 40 | 20 | 3 | 13 | 0 | 4 | 20 | 3 | 16 | 0 | 1 |
| Arr. de Tielt | 778 | 389 | 156 | 197 | 6 | 30 | 389 | 132 | 217 | 21 | 19 |
| Ardooie | 62 | 30 | 9 | 19 | 1 | 1 | 32 | 4 | 20 | 3 | 5 |
| Dentergem | 66 | 33 | 12 | 18 | 0 | 3 | 33 | 11 | 19 | 1 | 2 |
| Meulebeke | 84 | 38 | 15 | 16 | 1 | 6 | 46 | 16 | 24 | 2 | 4 |
| Oostrozebeke | 76 | 37 | 17 | 18 | 1 | 1 | 39 | 10 | 27 | 1 | 1 |
| Pittem | 35 | 15 | 6 | 9 | 0 | 0 | 20 | 7 | 9 | 2 | 2 |
| Ruiselede | 41 | 22 | 10 | 11 | 0 | 1 | 19 | 10 | 9 | 0 | 0 |
| Tielt | 228 | 116 | 52 | 53 | 2 | 9 | 112 | 49 | 55 | 8 | 0 |
| Wielsbeke | 100 | 52 | 17 | 29 | 1 | 5 | 48 | 11 | 32 | 1 | 4 |
| Wingene | 86 | 46 | 18 | 24 | 0 | 4 | 40 | 14 | 22 | 3 | 1 |
| Arr. de Furnes | 1.733 | 899 | 298 | 477 | 33 | 91 | 834 | 286 | 398 | 87 | 63 |
| Alveringem | 86 | 49 | 20 | 25 | 2 | 2 | 37 | 15 | 13 | 4 | 5 |
| La Panne | 657 | 344 | 120 | 183 | 9 | 32 | 313 | 108 | 146 | 26 | 33 |
| Koksijde | 624 | 317 | 103 | 160 | 14 | 40 | 307 | 111 | 143 | 36 | 17 |
| Nieuport | 208 | 104 | 36 | 52 | 7 | 9 | 104 | 30 | 56 | 12 | 6 |
| Furnes | 158 | 85 | 19 | 57 | 1 | 8 | 73 | 22 | 40 | 9 | 2 |
| <i>Rég. wallonne</i> | 308.461 | 159.751 | 54.674 | 89.288 | 4.008 | 11.781 | 148.710 | 43.541 | 77.626 | 18.864 | 8.679 |
| Prov. de Brabant wallon | 30.088 | 15.365 | 6.189 | 8.173 | 239 | 764 | 14.723 | 5.788 | 7.304 | 925 | 706 |
| Arr. de Nivelles | 30.088 | 15.365 | 6.189 | 8.173 | 239 | 764 | 14.723 | 5.788 | 7.304 | 925 | 706 |
| Beauvechain | 247 | 125 | 43 | 72 | 1 | 9 | 122 | 37 | 70 | 8 | 7 |
| Braine-l'Alleud | 2.706 | 1.394 | 524 | 779 | 17 | 74 | 1.312 | 484 | 664 | 78 | 86 |
| Braine-le-Château | 566 | 296 | 92 | 175 | 6 | 23 | 270 | 75 | 153 | 27 | 15 |
| Chastre | 241 | 121 | 51 | 62 | 1 | 7 | 120 | 53 | 55 | 4 | 8 |
| Chaumont-Gistoux | 555 | 290 | 96 | 164 | 7 | 23 | 265 | 91 | 145 | 15 | 14 |
| Court-Saint-Etienne | 538 | 293 | 86 | 183 | 7 | 17 | 245 | 80 | 132 | 19 | 14 |
| Genappe | 672 | 353 | 115 | 200 | 4 | 34 | 319 | 97 | 170 | 30 | 22 |
| Grez-Doiceau | 701 | 347 | 134 | 194 | 2 | 17 | 354 | 127 | 192 | 21 | 14 |
| Hélécine | 97 | 44 | 18 | 23 | 2 | 1 | 53 | 19 | 29 | 4 | 1 |
| Incourt | 126 | 67 | 20 | 41 | 2 | 4 | 59 | 15 | 36 | 3 | 5 |
| Ittre | 299 | 160 | 49 | 97 | 6 | 8 | 139 | 54 | 61 | 13 | 11 |
| Jodoigne | 408 | 219 | 81 | 116 | 3 | 19 | 189 | 72 | 90 | 9 | 18 |
| La Hulpe | 1.086 | 532 | 240 | 259 | 6 | 27 | 554 | 260 | 261 | 12 | 21 |
| Lasne | 1.808 | 923 | 368 | 506 | 12 | 37 | 885 | 339 | 473 | 30 | 43 |
| Mont-Saint-Guibert | 222 | 118 | 54 | 54 | 1 | 9 | 104 | 44 | 45 | 12 | 3 |
| Nivelles | 1.331 | 683 | 236 | 373 | 21 | 53 | 648 | 240 | 300 | 74 | 34 |

Population étrangère par sexe, état civil - par commune (suite)

| | Hommes | | | | | | Femmes | | | | |
|----------------------------|----------------|---------------|--------------------|---------------|--------------|---------------|---------------|--------------------|---------------|--------------|----------------|
| | Total | Total | Céliba - taires | Mariés | Veufs | Divor- cés | Total | Céliba - taires | Mariées | Veuves | Divor- cées |
| Orp-Jauche | 205 | 114 | 28 | 69 | 3 | 14 | 91 | 32 | 45 | 5 | 9 |
| Ottignies-Louvain-la-Neuve | 3.876 | 1.998 | 1.163 | 769 | 11 | 55 | 1.878 | 1.088 | 671 | 70 | 49 |
| Perwez | 184 | 105 | 27 | 70 | 2 | 6 | 79 | 34 | 38 | 3 | 4 |
| Ramillies | 131 | 66 | 23 | 37 | 0 | 6 | 65 | 28 | 30 | 3 | 4 |
| Rebecq | 829 | 435 | 115 | 268 | 19 | 33 | 394 | 115 | 206 | 59 | 14 |
| Rixensart | 1.961 | 939 | 352 | 530 | 19 | 38 | 1.022 | 397 | 516 | 50 | 59 |
| Tubize | 3.244 | 1.719 | 552 | 1.042 | 41 | 84 | 1.525 | 405 | 892 | 167 | 61 |
| Villers-la-Ville | 338 | 176 | 65 | 94 | 4 | 13 | 162 | 61 | 76 | 15 | 10 |
| Walhain | 176 | 99 | 44 | 50 | 1 | 4 | 77 | 30 | 37 | 4 | 6 |
| Waterloo | 5.454 | 2.715 | 1.227 | 1.399 | 26 | 63 | 2.739 | 1.156 | 1.369 | 117 | 97 |
| Wavre | 2.087 | 1.034 | 386 | 547 | 15 | 86 | 1.053 | 355 | 548 | 73 | 77 |
| Prov. de Hainaut | 143.842 | 73.999 | 23.635 | 42.734 | 1.978 | 5.652 | 69.843 | 18.419 | 37.342 | 9.947 | 4.135 |
| Arr. d'Ath | 3.658 | 1.962 | 733 | 1.018 | 52 | 159 | 1.696 | 573 | 833 | 188 | 102 |
| Ath | 678 | 381 | 136 | 194 | 11 | 40 | 297 | 103 | 148 | 26 | 20 |
| Beloeil | 682 | 415 | 195 | 178 | 10 | 32 | 267 | 122 | 109 | 20 | 16 |
| Bernissart | 1.477 | 761 | 255 | 435 | 20 | 51 | 716 | 205 | 369 | 113 | 29 |
| Brugellette | 176 | 76 | 39 | 33 | 0 | 4 | 100 | 42 | 49 | 4 | 5 |
| Chièvres | 181 | 85 | 25 | 48 | 1 | 11 | 96 | 36 | 46 | 9 | 5 |
| Ellezelles | 118 | 63 | 28 | 27 | 3 | 5 | 55 | 18 | 27 | 3 | 7 |
| Flobecq | 80 | 44 | 18 | 24 | 0 | 2 | 36 | 8 | 19 | 3 | 6 |
| Frasnes-lez-Anvaing | 266 | 137 | 37 | 79 | 7 | 14 | 129 | 39 | 66 | 10 | 14 |
| Arr. de Charleroi | 55.628 | 29.526 | 8.480 | 17.931 | 806 | 2.309 | 26.102 | 5.750 | 14.797 | 4.123 | 1.432 |
| Aiseau-Presles | 1.720 | 877 | 209 | 580 | 36 | 52 | 843 | 157 | 505 | 151 | 30 |
| Chapelle-lez-Herlaimont | 2.723 | 1.391 | 319 | 951 | 45 | 76 | 1.332 | 227 | 800 | 236 | 69 |
| Charleroi | 28.298 | 15.163 | 4.719 | 8.736 | 382 | 1.326 | 13.135 | 3.145 | 7.196 | 2.044 | 750 |
| Châtelet | 5.798 | 3.014 | 816 | 1.897 | 97 | 204 | 2.784 | 549 | 1.588 | 501 | 146 |
| Courcelles | 3.456 | 1.873 | 488 | 1.194 | 51 | 140 | 1.583 | 283 | 977 | 253 | 70 |
| Farciennes | 2.156 | 1.098 | 300 | 725 | 25 | 48 | 1.058 | 222 | 651 | 136 | 49 |
| Fleurus | 2.964 | 1.569 | 436 | 963 | 47 | 123 | 1.395 | 289 | 815 | 210 | 81 |
| Fontaine-l'Evêque | 2.750 | 1.426 | 370 | 910 | 46 | 100 | 1.324 | 256 | 742 | 252 | 74 |
| Gerpinnes | 644 | 386 | 82 | 263 | 10 | 31 | 258 | 52 | 147 | 42 | 17 |
| Les Bons Villers | 335 | 177 | 47 | 102 | 3 | 25 | 158 | 44 | 87 | 18 | 9 |
| Manage | 3.013 | 1.589 | 444 | 994 | 39 | 112 | 1.424 | 319 | 865 | 161 | 79 |
| Montigny-le-Tilleul | 593 | 328 | 72 | 223 | 12 | 21 | 265 | 49 | 136 | 63 | 17 |
| Pont-à-Celles | 591 | 329 | 75 | 214 | 7 | 33 | 262 | 75 | 138 | 29 | 20 |
| Seneffe | 587 | 306 | 103 | 179 | 6 | 18 | 281 | 83 | 150 | 27 | 21 |
| Arr. de Mons | 30.939 | 15.136 | 5.648 | 7.959 | 415 | 1.114 | 15.803 | 4.617 | 8.167 | 2.077 | 942 |
| Boussu | 2.713 | 1.332 | 330 | 849 | 43 | 110 | 1.381 | 312 | 726 | 254 | 89 |
| Colfontaine | 2.537 | 1.240 | 350 | 765 | 28 | 97 | 1.297 | 262 | 712 | 224 | 99 |
| Dour | 1.278 | 668 | 194 | 390 | 19 | 65 | 610 | 146 | 313 | 109 | 42 |
| Frameries | 2.075 | 1.061 | 291 | 631 | 44 | 95 | 1.014 | 238 | 540 | 167 | 69 |
| Hensies | 683 | 309 | 75 | 204 | 6 | 24 | 374 | 60 | 213 | 89 | 12 |
| Honnelles | 263 | 127 | 28 | 84 | 3 | 12 | 136 | 35 | 66 | 26 | 9 |
| Jurbise | 1.110 | 455 | 259 | 176 | 6 | 14 | 655 | 250 | 370 | 15 | 20 |
| Lens | 330 | 135 | 88 | 39 | 3 | 5 | 195 | 83 | 103 | 5 | 4 |
| Mons | 13.209 | 6.461 | 3.077 | 2.787 | 145 | 452 | 6.748 | 2.437 | 3.303 | 632 | 376 |
| Quaregnon | 3.200 | 1.599 | 411 | 1.008 | 53 | 127 | 1.601 | 348 | 913 | 249 | 91 |
| Quévy | 379 | 191 | 57 | 112 | 9 | 13 | 188 | 49 | 99 | 29 | 11 |
| Quiévrain | 867 | 411 | 124 | 242 | 24 | 21 | 456 | 112 | 221 | 89 | 34 |
| Saint-Ghislain | 2.295 | 1.147 | 364 | 672 | 32 | 79 | 1.148 | 285 | 588 | 189 | 86 |
| Arr. de Mouscron | 11.064 | 5.452 | 1.978 | 2.893 | 126 | 455 | 5.612 | 1.956 | 2.470 | 710 | 476 |
| Comines-Warneton | 3.637 | 1.777 | 657 | 951 | 48 | 121 | 1.860 | 644 | 820 | 249 | 147 |
| Mouscron | 7.427 | 3.675 | 1.321 | 1.942 | 78 | 334 | 3.752 | 1.312 | 1.650 | 461 | 329 |
| Arr. de Soignies | 20.394 | 10.474 | 3.238 | 6.376 | 233 | 627 | 9.920 | 2.561 | 5.619 | 1.268 | 472 |
| Braine-le-Comte | 1.289 | 676 | 236 | 378 | 15 | 47 | 613 | 230 | 292 | 50 | 41 |
| Ecaussinnes | 321 | 165 | 53 | 94 | 5 | 13 | 156 | 37 | 87 | 16 | 16 |
| Enghien | 451 | 233 | 86 | 129 | 5 | 13 | 218 | 75 | 114 | 16 | 13 |
| La Louvière | 14.772 | 7.613 | 2.105 | 4.888 | 182 | 438 | 7.159 | 1.541 | 4.227 | 1.068 | 323 |
| Le Roeux | 579 | 300 | 82 | 195 | 5 | 18 | 279 | 72 | 154 | 39 | 14 |
| Lessines | 612 | 324 | 99 | 184 | 4 | 37 | 288 | 94 | 153 | 27 | 14 |
| Silly | 280 | 141 | 48 | 79 | 1 | 13 | 139 | 43 | 83 | 6 | 7 |
| Soignies | 2.090 | 1.022 | 529 | 429 | 16 | 48 | 1.068 | 469 | 509 | 46 | 44 |

Population au 1.1.2004

Population étrangère par sexe, état civil - par commune (suite)

| | Hommes | | | | | | Femmes | | | | |
|------------------------|---------|--------|--------------------|--------|-------|---------------|--------|--------------------|---------|--------|----------------|
| | Total | Total | Céliba - taires | Mariés | Veufs | Divor- cés | Total | Céliba - taires | Mariées | Veuves | Divor- cées |
| Arr. de Thuin | 11.666 | 6.123 | 1.433 | 3.962 | 220 | 508 | 5.543 | 1.054 | 3.240 | 965 | 284 |
| Anderlues | 1.267 | 687 | 157 | 454 | 19 | 57 | 580 | 93 | 342 | 113 | 32 |
| Beaumont | 189 | 99 | 26 | 66 | 1 | 6 | 90 | 22 | 51 | 9 | 8 |
| Binche | 3.653 | 1.966 | 420 | 1.327 | 70 | 149 | 1.687 | 264 | 1.037 | 332 | 54 |
| Chimay | 379 | 182 | 66 | 84 | 10 | 22 | 197 | 60 | 98 | 24 | 15 |
| Erquelinnes | 826 | 400 | 103 | 227 | 29 | 41 | 426 | 93 | 235 | 68 | 30 |
| Estinnes | 371 | 203 | 65 | 114 | 7 | 17 | 168 | 50 | 94 | 15 | 9 |
| Froidchapelle | 89 | 48 | 15 | 23 | 3 | 7 | 41 | 9 | 26 | 3 | 3 |
| Ham-sur-Heure-Nalinnes | 441 | 258 | 43 | 172 | 5 | 38 | 183 | 36 | 105 | 25 | 17 |
| Lobbès | 159 | 77 | 19 | 46 | 3 | 9 | 82 | 19 | 46 | 12 | 5 |
| Merbes-le-Château | 156 | 89 | 18 | 61 | 2 | 8 | 67 | 16 | 37 | 9 | 5 |
| Momignies | 323 | 153 | 23 | 110 | 6 | 14 | 170 | 37 | 84 | 33 | 16 |
| Morlanwelz | 3.137 | 1.614 | 394 | 1.063 | 52 | 105 | 1.523 | 279 | 910 | 270 | 64 |
| Sivry-Rance | 156 | 84 | 23 | 50 | 3 | 8 | 72 | 16 | 38 | 13 | 5 |
| Thuin | 520 | 263 | 61 | 165 | 10 | 27 | 257 | 60 | 137 | 39 | 21 |
| Arr. de Tournai | 10.493 | 5.326 | 2.125 | 2.595 | 126 | 480 | 5.167 | 1.908 | 2.216 | 616 | 427 |
| Antoing | 377 | 191 | 58 | 112 | 2 | 19 | 186 | 75 | 75 | 20 | 16 |
| Brunehaut | 639 | 320 | 99 | 188 | 8 | 25 | 319 | 100 | 149 | 44 | 26 |
| Celles | 202 | 98 | 37 | 55 | 2 | 4 | 104 | 36 | 37 | 23 | 8 |
| Estaimpuis | 1.930 | 955 | 364 | 483 | 30 | 78 | 975 | 314 | 445 | 144 | 72 |
| Leuze-en-Hainaut | 431 | 252 | 110 | 120 | 4 | 18 | 179 | 74 | 77 | 18 | 10 |
| Mont-de-l'Enclus | 65 | 39 | 6 | 26 | 1 | 6 | 26 | 4 | 15 | 7 | 0 |
| Pecq | 308 | 138 | 45 | 76 | 3 | 14 | 170 | 65 | 75 | 17 | 13 |
| Péruwelz | 1.938 | 1.048 | 484 | 461 | 23 | 80 | 890 | 361 | 341 | 99 | 89 |
| Rumes | 291 | 152 | 35 | 100 | 1 | 16 | 139 | 34 | 71 | 20 | 14 |
| Tournai | 4.312 | 2.133 | 887 | 974 | 52 | 220 | 2.179 | 845 | 931 | 224 | 179 |
| Prov. de Liège | 104.153 | 54.281 | 19.186 | 29.619 | 1.416 | 4.060 | 49.872 | 14.593 | 25.814 | 6.511 | 2.954 |
| Arr. de Huy | 3.852 | 2.132 | 624 | 1.220 | 79 | 209 | 1.720 | 458 | 937 | 220 | 105 |
| Amay | 517 | 277 | 69 | 158 | 18 | 32 | 240 | 55 | 134 | 32 | 19 |
| Anthisnes | 118 | 61 | 9 | 39 | 2 | 11 | 57 | 16 | 36 | 3 | 2 |
| Burdinne | 81 | 50 | 16 | 27 | 0 | 7 | 31 | 5 | 20 | 5 | 1 |
| Clavier | 134 | 81 | 27 | 39 | 5 | 10 | 53 | 17 | 29 | 3 | 4 |
| Engis | 394 | 211 | 59 | 121 | 7 | 24 | 183 | 37 | 96 | 37 | 13 |
| Ferrières | 106 | 52 | 19 | 28 | 0 | 5 | 54 | 15 | 33 | 2 | 4 |
| Hamoir | 86 | 46 | 6 | 32 | 2 | 6 | 40 | 10 | 23 | 4 | 3 |
| Héron | 106 | 64 | 29 | 29 | 0 | 6 | 42 | 14 | 24 | 3 | 1 |
| Huy | 1.004 | 520 | 195 | 262 | 18 | 45 | 484 | 171 | 232 | 56 | 25 |
| Marchin | 259 | 152 | 48 | 86 | 6 | 12 | 107 | 21 | 66 | 13 | 7 |
| Modave | 132 | 78 | 17 | 50 | 3 | 8 | 54 | 10 | 29 | 10 | 5 |
| Nandrin | 191 | 112 | 26 | 72 | 4 | 10 | 79 | 14 | 47 | 14 | 4 |
| Ouffet | 50 | 31 | 4 | 19 | 4 | 4 | 19 | 4 | 8 | 3 | 4 |
| Tinlot | 66 | 31 | 7 | 20 | 0 | 4 | 35 | 7 | 23 | 4 | 1 |
| Verlaine | 94 | 61 | 18 | 38 | 0 | 5 | 33 | 10 | 18 | 4 | 1 |
| Villers-Le-Bouillet | 165 | 96 | 23 | 61 | 2 | 10 | 69 | 18 | 33 | 11 | 7 |
| Wanze | 349 | 209 | 52 | 139 | 8 | 10 | 140 | 34 | 86 | 16 | 4 |
| Arr. de Liège | 72.842 | 37.961 | 13.241 | 20.855 | 1.062 | 2.803 | 34.881 | 9.607 | 18.097 | 5.269 | 1.908 |
| Ans | 3.123 | 1.576 | 437 | 1.004 | 37 | 98 | 1.547 | 331 | 886 | 257 | 73 |
| Awans | 379 | 208 | 35 | 153 | 8 | 12 | 171 | 39 | 98 | 22 | 12 |
| Aywaille | 244 | 135 | 53 | 58 | 4 | 20 | 109 | 38 | 54 | 10 | 7 |
| Bassenge | 508 | 262 | 97 | 136 | 6 | 23 | 246 | 87 | 123 | 20 | 16 |
| Beyne-Heusay | 1.329 | 667 | 179 | 422 | 24 | 42 | 662 | 132 | 368 | 131 | 31 |
| Blégny | 560 | 317 | 67 | 212 | 10 | 28 | 243 | 57 | 138 | 34 | 14 |
| Chaufontaine | 910 | 466 | 134 | 268 | 22 | 42 | 444 | 139 | 209 | 62 | 34 |
| Comblain-au-Pont | 282 | 157 | 62 | 83 | 4 | 8 | 125 | 38 | 64 | 16 | 7 |
| Dalhem | 379 | 195 | 59 | 120 | 3 | 13 | 184 | 55 | 102 | 9 | 18 |
| Esneux | 534 | 290 | 108 | 138 | 13 | 31 | 244 | 109 | 95 | 23 | 17 |
| Flémalle | 2.171 | 1.119 | 270 | 715 | 50 | 84 | 1.052 | 186 | 573 | 238 | 55 |
| Fléron | 1.565 | 778 | 186 | 520 | 26 | 46 | 787 | 162 | 450 | 144 | 31 |
| Grâce-Hollogne | 3.771 | 1.924 | 430 | 1.294 | 61 | 139 | 1.847 | 365 | 1.075 | 316 | 91 |
| Herstal | 6.666 | 3.346 | 972 | 2.044 | 103 | 227 | 3.320 | 724 | 1.883 | 516 | 197 |
| Juprelle | 413 | 250 | 56 | 172 | 8 | 14 | 163 | 33 | 110 | 12 | 8 |
| Liège | 29.815 | 15.902 | 7.163 | 7.201 | 334 | 1.204 | 13.913 | 4.966 | 6.523 | 1.632 | 792 |
| Neupré | 483 | 266 | 59 | 175 | 6 | 26 | 217 | 57 | 127 | 26 | 7 |

Population étrangère par sexe, état civil - par commune (suite)

| | Hommes | | | | | | Femmes | | | | |
|-----------------------------|---------------|---------------|--------------------|--------------|------------|---------------|---------------|--------------------|--------------|------------|----------------|
| | Total | Total | Céliba - taires | Mariés | Veufs | Divor- cés | Total | Céliba - taires | Mariées | Veuves | Divor- cées |
| Oupeye | 1.549 | 826 | 212 | 513 | 26 | 75 | 723 | 162 | 396 | 124 | 41 |
| Saint-Nicolas | 5.602 | 2.747 | 700 | 1.797 | 81 | 169 | 2.855 | 584 | 1.644 | 519 | 108 |
| Seraing | 8.990 | 4.657 | 1.409 | 2.707 | 167 | 374 | 4.333 | 918 | 2.252 | 909 | 254 |
| Soumagne | 998 | 538 | 129 | 347 | 23 | 39 | 460 | 98 | 264 | 74 | 24 |
| Sprimont | 445 | 240 | 70 | 138 | 8 | 24 | 205 | 76 | 101 | 16 | 12 |
| Trooz | 550 | 290 | 74 | 181 | 16 | 19 | 260 | 52 | 136 | 60 | 12 |
| Visé | 1.576 | 805 | 280 | 457 | 22 | 46 | 771 | 199 | 426 | 99 | 47 |
| Arr. de Verviers | 25.606 | 13.212 | 5.046 | 6.962 | 247 | 957 | 12.394 | 4.286 | 6.313 | 915 | 880 |
| Aubel | 167 | 100 | 34 | 59 | 2 | 5 | 67 | 22 | 36 | 7 | 2 |
| Baelen | 309 | 177 | 64 | 94 | 4 | 15 | 132 | 35 | 79 | 12 | 6 |
| Dison | 1.169 | 596 | 228 | 312 | 13 | 43 | 573 | 182 | 313 | 47 | 31 |
| Herve | 753 | 397 | 114 | 245 | 9 | 29 | 356 | 93 | 189 | 54 | 20 |
| Jalhay | 171 | 89 | 26 | 51 | 4 | 8 | 82 | 28 | 40 | 6 | 8 |
| Lierneux | 101 | 48 | 18 | 24 | 1 | 5 | 53 | 19 | 28 | 2 | 4 |
| Limbouurg | 233 | 117 | 32 | 71 | 2 | 12 | 116 | 37 | 62 | 10 | 7 |
| Malmedy | 498 | 256 | 86 | 142 | 5 | 23 | 242 | 70 | 129 | 27 | 16 |
| Olné | 130 | 74 | 13 | 54 | 2 | 5 | 56 | 13 | 35 | 6 | 2 |
| Pepinster | 242 | 135 | 39 | 74 | 5 | 17 | 107 | 29 | 60 | 11 | 7 |
| Plombières | 2.155 | 1.100 | 448 | 578 | 13 | 61 | 1.055 | 398 | 529 | 55 | 73 |
| Spa | 416 | 199 | 69 | 107 | 7 | 16 | 217 | 73 | 102 | 25 | 17 |
| Stavelot | 184 | 96 | 25 | 57 | 1 | 13 | 88 | 25 | 48 | 9 | 6 |
| Stoumont | 96 | 48 | 18 | 25 | 1 | 4 | 48 | 17 | 28 | 1 | 2 |
| Theux | 279 | 142 | 33 | 82 | 5 | 22 | 137 | 49 | 65 | 9 | 14 |
| Thimister-Clermont | 152 | 91 | 34 | 46 | 4 | 7 | 61 | 23 | 31 | 1 | 6 |
| Trois-Ponts | 85 | 43 | 13 | 26 | 0 | 4 | 42 | 16 | 20 | 4 | 2 |
| Verviers | 4.830 | 2.510 | 1.023 | 1.264 | 49 | 174 | 2.320 | 770 | 1.221 | 206 | 123 |
| Waimes | 223 | 95 | 31 | 56 | 1 | 7 | 128 | 40 | 66 | 12 | 10 |
| Welkenraedt | 562 | 293 | 105 | 157 | 8 | 23 | 269 | 103 | 121 | 27 | 18 |
| Dont C. germanophone | 12.851 | 6.606 | 2.593 | 3.438 | 111 | 464 | 6.245 | 2.244 | 3.111 | 384 | 506 |
| Amblève | 185 | 92 | 40 | 43 | 0 | 9 | 93 | 32 | 46 | 9 | 6 |
| Bullange | 333 | 146 | 51 | 77 | 2 | 16 | 187 | 66 | 87 | 12 | 22 |
| Burg-Reuland | 271 | 151 | 45 | 91 | 5 | 10 | 120 | 44 | 68 | 4 | 4 |
| Butgenbach | 229 | 130 | 40 | 74 | 4 | 12 | 99 | 21 | 59 | 9 | 10 |
| Eupen | 2.087 | 1.126 | 448 | 560 | 21 | 97 | 961 | 378 | 429 | 64 | 90 |
| La Calamine | 3.357 | 1.695 | 683 | 849 | 35 | 128 | 1.662 | 619 | 797 | 100 | 146 |
| Lontzen | 1.131 | 568 | 235 | 303 | 7 | 23 | 563 | 203 | 284 | 32 | 44 |
| Raeren | 4.801 | 2.455 | 963 | 1.307 | 33 | 152 | 2.346 | 822 | 1.223 | 140 | 161 |
| Saint-Vith | 457 | 243 | 88 | 134 | 4 | 17 | 214 | 59 | 118 | 14 | 23 |
| Arr. de Waremme | 1.853 | 976 | 275 | 582 | 28 | 91 | 877 | 242 | 467 | 107 | 61 |
| Berloz | 37 | 23 | 7 | 12 | 0 | 4 | 14 | 2 | 7 | 1 | 4 |
| Braives | 109 | 57 | 16 | 34 | 2 | 5 | 52 | 14 | 30 | 5 | 3 |
| Crisnée | 73 | 41 | 10 | 30 | 0 | 1 | 32 | 9 | 20 | 1 | 2 |
| Donceel | 96 | 51 | 13 | 34 | 2 | 2 | 45 | 9 | 27 | 7 | 2 |
| Faimes | 76 | 40 | 15 | 19 | 2 | 4 | 36 | 10 | 22 | 2 | 2 |
| Fexhe-le-Haut-Clocher | 112 | 62 | 12 | 42 | 1 | 7 | 50 | 14 | 28 | 6 | 2 |
| Geer | 44 | 23 | 7 | 12 | 0 | 4 | 21 | 4 | 15 | 1 | 1 |
| Hannut | 332 | 165 | 51 | 93 | 8 | 13 | 167 | 71 | 74 | 10 | 12 |
| Lincet | 62 | 31 | 10 | 19 | 1 | 1 | 31 | 10 | 14 | 4 | 3 |
| Oreye | 85 | 47 | 14 | 29 | 0 | 4 | 38 | 9 | 22 | 4 | 3 |
| Remicourt | 116 | 61 | 17 | 36 | 1 | 7 | 55 | 15 | 30 | 6 | 4 |
| Saint-Georges-sur-Meuse | 361 | 200 | 44 | 131 | 7 | 18 | 161 | 35 | 92 | 25 | 9 |
| Waremme | 307 | 155 | 56 | 76 | 3 | 20 | 152 | 38 | 68 | 34 | 12 |
| Wasseiges | 43 | 20 | 3 | 15 | 1 | 1 | 23 | 2 | 18 | 1 | 2 |
| Prov. de Luxembourg | 11.890 | 6.321 | 2.245 | 3.460 | 123 | 493 | 5.569 | 1.857 | 2.912 | 438 | 362 |
| Arr. d'Arlon | 5.210 | 2.877 | 1.044 | 1.578 | 44 | 211 | 2.333 | 835 | 1.187 | 168 | 143 |
| Arlon | 2.045 | 1.109 | 461 | 559 | 10 | 79 | 936 | 379 | 461 | 46 | 50 |
| Attert | 181 | 98 | 36 | 56 | 2 | 4 | 83 | 33 | 44 | 3 | 3 |
| Aubange | 2.190 | 1.204 | 416 | 662 | 25 | 101 | 986 | 321 | 509 | 88 | 68 |
| Martelange | 120 | 65 | 22 | 35 | 2 | 6 | 55 | 21 | 22 | 7 | 5 |
| Messancy | 674 | 401 | 109 | 266 | 5 | 21 | 273 | 81 | 151 | 24 | 17 |
| Arr. de Bastogne | 1.263 | 683 | 242 | 368 | 11 | 62 | 580 | 199 | 317 | 35 | 29 |
| Bastogne | 541 | 299 | 115 | 154 | 4 | 26 | 242 | 95 | 123 | 16 | 8 |
| Bertogne | 31 | 11 | 4 | 6 | 0 | 1 | 20 | 8 | 8 | 1 | 3 |

Population au 1.1.2004

Population étrangère par sexe, état civil - par commune (suite)

| | Hommes | | | | | | Femmes | | | | |
|----------------------------------|---------------|--------------|--------------------|--------------|------------|---------------|--------------|--------------------|--------------|--------------|----------------|
| | Total | Total | Céliba - taires | Mariés | Veufs | Divor- cés | Total | Céliba - taires | Mariées | Veuves | Divor- cées |
| Fauvillers | 60 | 35 | 8 | 23 | 1 | 3 | 25 | 10 | 15 | 0 | 0 |
| Gouvy | 128 | 71 | 35 | 28 | 2 | 6 | 57 | 21 | 30 | 2 | 4 |
| Houffalize | 156 | 80 | 23 | 47 | 1 | 9 | 76 | 27 | 38 | 7 | 4 |
| Sainte-Ode | 40 | 23 | 8 | 12 | 0 | 3 | 17 | 3 | 10 | 3 | 1 |
| Vaux-sur-Sûre | 68 | 38 | 7 | 26 | 1 | 4 | 30 | 10 | 16 | 2 | 2 |
| Vielsalm | 239 | 126 | 42 | 72 | 2 | 10 | 113 | 25 | 77 | 4 | 7 |
| Arr. de Marche-en-Famenne | 1.451 | 728 | 282 | 360 | 14 | 72 | 723 | 233 | 379 | 58 | 53 |
| Durbuy | 358 | 185 | 80 | 85 | 3 | 17 | 173 | 58 | 86 | 14 | 15 |
| Erezée | 69 | 41 | 13 | 22 | 2 | 4 | 28 | 5 | 22 | 1 | 0 |
| Hotton | 92 | 49 | 18 | 21 | 1 | 9 | 43 | 14 | 23 | 2 | 4 |
| La Roche-en-Ardenne | 154 | 77 | 35 | 29 | 0 | 13 | 77 | 28 | 40 | 1 | 8 |
| Manhay | 100 | 53 | 14 | 33 | 2 | 4 | 47 | 11 | 31 | 1 | 4 |
| Marche-en-Famenne | 460 | 213 | 76 | 120 | 4 | 13 | 247 | 81 | 128 | 26 | 12 |
| Nassogne | 97 | 49 | 23 | 20 | 2 | 4 | 48 | 18 | 21 | 5 | 4 |
| Rendeux | 67 | 32 | 14 | 16 | 0 | 2 | 35 | 9 | 18 | 5 | 3 |
| Tenneville | 54 | 29 | 9 | 14 | 0 | 6 | 25 | 9 | 10 | 3 | 3 |
| Arr. de Neufchâteau | 1.565 | 768 | 311 | 377 | 24 | 56 | 797 | 271 | 405 | 66 | 55 |
| Bertrix | 197 | 103 | 36 | 58 | 1 | 8 | 94 | 35 | 47 | 4 | 8 |
| Bouillon | 330 | 158 | 58 | 84 | 6 | 10 | 172 | 57 | 81 | 20 | 14 |
| Daverdisse | 33 | 21 | 5 | 14 | 1 | 1 | 12 | 4 | 6 | 1 | 1 |
| Herbeumont | 53 | 30 | 12 | 13 | 3 | 2 | 23 | 6 | 15 | 0 | 2 |
| Léglise | 114 | 53 | 23 | 23 | 3 | 4 | 61 | 21 | 33 | 3 | 4 |
| Libin | 95 | 44 | 14 | 26 | 2 | 2 | 51 | 15 | 28 | 5 | 3 |
| Libramont-Chevigny | 234 | 122 | 63 | 47 | 1 | 11 | 112 | 43 | 53 | 6 | 10 |
| Neufchâteau | 185 | 91 | 40 | 46 | 0 | 5 | 94 | 25 | 58 | 8 | 3 |
| Paliseul | 117 | 55 | 25 | 23 | 4 | 3 | 62 | 24 | 23 | 9 | 6 |
| Saint-Hubert | 97 | 41 | 18 | 19 | 0 | 4 | 56 | 21 | 30 | 2 | 3 |
| Tellin | 41 | 20 | 8 | 9 | 1 | 2 | 21 | 8 | 13 | 0 | 0 |
| Wellin | 69 | 30 | 9 | 15 | 2 | 4 | 39 | 12 | 18 | 8 | 1 |
| Arr. de Virton | 2.401 | 1.265 | 366 | 777 | 30 | 92 | 1.136 | 319 | 624 | 111 | 82 |
| Chiny | 152 | 78 | 23 | 52 | 1 | 2 | 74 | 17 | 44 | 7 | 6 |
| Etalle | 178 | 105 | 33 | 60 | 3 | 9 | 73 | 24 | 45 | 0 | 4 |
| Florenville | 278 | 136 | 49 | 74 | 7 | 6 | 142 | 38 | 71 | 19 | 14 |
| Habay | 263 | 126 | 45 | 68 | 3 | 10 | 137 | 48 | 71 | 8 | 10 |
| Meix-devant-Virton | 111 | 59 | 22 | 31 | 2 | 4 | 52 | 18 | 28 | 4 | 2 |
| Musson | 359 | 186 | 48 | 123 | 4 | 11 | 173 | 48 | 99 | 16 | 10 |
| Rouvroy | 116 | 60 | 11 | 42 | 2 | 5 | 56 | 12 | 30 | 11 | 3 |
| Saint-Léger | 158 | 91 | 23 | 60 | 2 | 6 | 67 | 23 | 37 | 6 | 1 |
| Tintigny | 101 | 55 | 15 | 36 | 2 | 2 | 46 | 9 | 29 | 5 | 3 |
| Virton | 685 | 369 | 97 | 231 | 4 | 37 | 316 | 82 | 170 | 35 | 29 |
| Prov. de Namur | 18.488 | 9.785 | 3.419 | 5.302 | 252 | 812 | 8.703 | 2.884 | 4.254 | 1.043 | 522 |
| Arr. de Dinant | 3.053 | 1.579 | 566 | 828 | 44 | 141 | 1.474 | 474 | 739 | 160 | 101 |
| Anhée | 198 | 108 | 40 | 55 | 7 | 6 | 90 | 22 | 47 | 15 | 6 |
| Beauraing | 266 | 143 | 30 | 96 | 8 | 9 | 123 | 26 | 65 | 18 | 14 |
| Bièvre | 82 | 41 | 16 | 22 | 0 | 3 | 41 | 10 | 25 | 4 | 2 |
| Ciney | 347 | 186 | 93 | 74 | 4 | 15 | 161 | 73 | 64 | 13 | 11 |
| Dinant | 440 | 227 | 81 | 115 | 2 | 29 | 213 | 58 | 107 | 33 | 15 |
| Gedinne | 145 | 71 | 15 | 47 | 0 | 9 | 74 | 21 | 38 | 9 | 6 |
| Hamois | 99 | 53 | 19 | 31 | 0 | 3 | 46 | 14 | 25 | 3 | 4 |
| Hastière | 279 | 144 | 44 | 84 | 4 | 12 | 135 | 29 | 78 | 23 | 5 |
| Havelange | 99 | 50 | 27 | 17 | 1 | 5 | 49 | 14 | 25 | 6 | 4 |
| Houyet | 123 | 55 | 22 | 28 | 2 | 3 | 68 | 28 | 26 | 6 | 8 |
| Onhayé | 60 | 31 | 6 | 24 | 0 | 1 | 29 | 5 | 20 | 1 | 3 |
| Rochefort | 287 | 152 | 58 | 70 | 10 | 14 | 135 | 53 | 67 | 9 | 6 |
| Somme-Leuze | 142 | 76 | 24 | 41 | 4 | 7 | 66 | 26 | 33 | 4 | 3 |
| Vresse-sur-Semois | 169 | 78 | 31 | 36 | 1 | 10 | 91 | 34 | 45 | 3 | 9 |
| Yvoir | 317 | 164 | 60 | 88 | 1 | 15 | 153 | 61 | 74 | 13 | 5 |
| Arr. de Namur | 13.277 | 7.052 | 2.514 | 3.801 | 176 | 561 | 6.225 | 2.129 | 3.007 | 748 | 341 |
| Andenne | 1.031 | 538 | 169 | 295 | 19 | 55 | 493 | 125 | 250 | 95 | 23 |
| Assesse | 99 | 53 | 11 | 32 | 4 | 6 | 46 | 16 | 25 | 4 | 1 |
| Eghezée | 255 | 140 | 42 | 87 | 2 | 9 | 115 | 37 | 56 | 13 | 9 |
| Fernelmont | 109 | 55 | 19 | 28 | 3 | 5 | 54 | 15 | 30 | 3 | 6 |
| Floreffe | 181 | 107 | 22 | 64 | 11 | 10 | 74 | 12 | 43 | 13 | 6 |

Population étrangère par sexe, état civil - par commune (suite et fin)

| | Hommes | | | | | | Femmes | | | | |
|------------------------------|--------------|--------------|--------------------|------------|-----------|---------------|--------------|--------------------|------------|------------|----------------|
| | Total | Total | Céliba - taires | Mariés | Veufs | Divor- cés | Total | Céliba - taires | Mariées | Veuves | Divor- cées |
| Fosses-la-Ville | 256 | 154 | 33 | 94 | 4 | 23 | 102 | 22 | 54 | 16 | 10 |
| Gembloux | 1.109 | 638 | 319 | 284 | 6 | 29 | 471 | 215 | 203 | 26 | 27 |
| Gesves | 91 | 49 | 13 | 28 | 0 | 8 | 42 | 12 | 24 | 2 | 4 |
| Jemeppe-sur-Sambre | 621 | 340 | 75 | 220 | 10 | 35 | 281 | 49 | 168 | 46 | 18 |
| La Bruyère | 137 | 80 | 26 | 43 | 1 | 10 | 57 | 20 | 22 | 6 | 9 |
| Mettet | 290 | 165 | 38 | 109 | 5 | 13 | 125 | 30 | 67 | 21 | 7 |
| Namur | 5.766 | 2.936 | 1.291 | 1.397 | 45 | 203 | 2.830 | 1.263 | 1.196 | 246 | 125 |
| Ohey | 91 | 47 | 18 | 23 | 2 | 4 | 44 | 14 | 23 | 4 | 3 |
| Profondeville | 287 | 160 | 48 | 92 | 5 | 15 | 127 | 30 | 77 | 14 | 6 |
| Sambreville | 2.644 | 1.416 | 347 | 891 | 55 | 123 | 1.228 | 238 | 684 | 224 | 82 |
| Sombrefe | 310 | 174 | 43 | 114 | 4 | 13 | 136 | 31 | 85 | 15 | 5 |
| Arr. de Philippeville | 2.158 | 1.154 | 339 | 673 | 32 | 110 | 1.004 | 281 | 508 | 135 | 80 |
| Cerfontaine | 106 | 58 | 23 | 31 | 3 | 1 | 48 | 13 | 26 | 3 | 6 |
| Couvin | 503 | 258 | 82 | 142 | 8 | 26 | 245 | 82 | 105 | 35 | 23 |
| Doische | 76 | 39 | 11 | 25 | 0 | 3 | 37 | 8 | 19 | 7 | 3 |
| Florennes | 254 | 140 | 49 | 74 | 2 | 15 | 114 | 27 | 62 | 17 | 8 |
| Philippeville | 265 | 134 | 41 | 72 | 3 | 18 | 131 | 31 | 66 | 24 | 10 |
| Viroinval | 225 | 116 | 33 | 66 | 6 | 11 | 109 | 25 | 50 | 21 | 13 |
| Walcourt | 729 | 409 | 100 | 263 | 10 | 36 | 320 | 95 | 180 | 28 | 17 |

Population au 1.1.2004

Population étrangère par groupe d'âges - par arrondissement - Hommes et femmes

| | Total | Moins de 18 ans | De 18 à 64 ans | 65 ans et plus | Moins de 5 ans | De 5 à 9 ans | De 10 à 14 ans | De 15 à 19 ans | De 20 à 24 ans | De 25 à 29 ans | De 30 à 34 ans |
|-------------------------------------|---------|-----------------|----------------|----------------|----------------|--------------|----------------|----------------|----------------|----------------|----------------|
| Belgique | 860.287 | 126.321 | 634.846 | 99.120 | 34.946 | 34.143 | 35.191 | 38.058 | 58.894 | 80.317 | 93.273 |
| <i>Rég. de Bruxelles-Capitale</i> | 263.451 | 42.666 | 199.995 | 20.790 | 13.171 | 11.572 | 11.139 | 11.851 | 20.669 | 31.272 | 34.437 |
| <i>Rég. flamande</i> | 288.375 | 49.298 | 211.149 | 27.928 | 14.221 | 13.708 | 13.370 | 13.847 | 20.649 | 27.264 | 31.004 |
| <i>Rég. wallonne</i> | 308.461 | 34.357 | 223.702 | 50.402 | 7.554 | 8.863 | 10.682 | 12.360 | 17.576 | 21.781 | 27.832 |
| <i>Dont C. germanophone</i> | 12.851 | 2.606 | 8.821 | 1.424 | 516 | 749 | 866 | 722 | 548 | 498 | 841 |
| Prov. d'Anvers | 104.698 | 19.051 | 75.645 | 10.002 | 5.873 | 5.215 | 4.937 | 5.248 | 7.551 | 10.278 | 11.898 |
| Arr. d'Anvers | 74.755 | 13.683 | 54.190 | 6.882 | 4.316 | 3.735 | 3.446 | 3.789 | 5.767 | 7.828 | 8.771 |
| Arr. de Malines | 9.084 | 1.897 | 6.544 | 643 | 512 | 502 | 533 | 632 | 827 | 1.029 | 1.068 |
| Arr. de Turnhout | 20.859 | 3.471 | 14.911 | 2.477 | 1.045 | 978 | 958 | 827 | 957 | 1.421 | 2.059 |
| Prov. de Limbourg | 64.444 | 8.870 | 47.122 | 8.452 | 2.549 | 2.459 | 2.447 | 2.456 | 3.676 | 4.894 | 6.212 |
| Arr. de Hasselt | 21.906 | 2.123 | 16.296 | 3.487 | 518 | 583 | 604 | 766 | 1.498 | 1.976 | 2.115 |
| Arr. de Maaseik | 23.249 | 3.732 | 16.776 | 2.741 | 1.160 | 1.007 | 1.012 | 893 | 1.024 | 1.503 | 2.265 |
| Arr. de Tongres | 19.289 | 3.015 | 14.050 | 2.224 | 871 | 869 | 831 | 797 | 1.154 | 1.415 | 1.832 |
| Prov. de Flandre orientale | 36.540 | 6.097 | 27.595 | 2.848 | 1.762 | 1.607 | 1.655 | 1.932 | 3.357 | 4.518 | 4.422 |
| Arr. d'Alost | 3.597 | 624 | 2.689 | 284 | 177 | 169 | 182 | 184 | 255 | 389 | 441 |
| Arr. de Termonde | 2.788 | 497 | 2.096 | 195 | 148 | 119 | 137 | 169 | 284 | 336 | 347 |
| Arr. d'Eeklo | 1.824 | 173 | 1.380 | 271 | 41 | 47 | 56 | 53 | 73 | 143 | 165 |
| Arr. de Gand | 19.289 | 3.014 | 14.896 | 1.379 | 896 | 805 | 790 | 973 | 1.984 | 2.752 | 2.480 |
| Arr. d'Audenarde | 1.852 | 344 | 1.358 | 150 | 95 | 86 | 102 | 97 | 118 | 152 | 216 |
| Arr. de Saint-Nicolas | 7.190 | 1.445 | 5.176 | 569 | 405 | 381 | 388 | 456 | 643 | 746 | 773 |
| Prov. de Brabant flamand | 61.226 | 12.078 | 44.903 | 4.245 | 3.097 | 3.539 | 3.456 | 3.324 | 4.466 | 5.377 | 6.162 |
| Arr. de Hal-Vilvorde | 39.858 | 8.157 | 28.574 | 3.127 | 1.925 | 2.426 | 2.412 | 2.303 | 2.296 | 2.596 | 3.568 |
| Arr. de Louvain | 21.368 | 3.921 | 16.329 | 1.118 | 1.172 | 1.113 | 1.044 | 1.021 | 2.170 | 2.781 | 2.594 |
| Prov. de Flandre occidentale | 21.467 | 3.202 | 15.884 | 2.381 | 940 | 888 | 875 | 887 | 1.599 | 2.197 | 2.310 |
| Arr. de Bruges | 5.401 | 595 | 4.138 | 668 | 189 | 149 | 139 | 194 | 432 | 664 | 603 |
| Arr. de Dixmude | 260 | 35 | 193 | 32 | 7 | 11 | 11 | 7 | 14 | 22 | 34 |
| Arr. d'Ypres | 2.191 | 326 | 1.604 | 261 | 86 | 90 | 99 | 93 | 132 | 172 | 198 |
| Arr. de Courtrai | 6.339 | 1.142 | 4.654 | 543 | 339 | 341 | 302 | 294 | 519 | 677 | 701 |
| Arr. d'Ostende | 3.390 | 484 | 2.448 | 458 | 131 | 137 | 142 | 136 | 214 | 288 | 340 |
| Arr. de Roulers | 1.375 | 227 | 1.052 | 96 | 77 | 47 | 67 | 73 | 127 | 161 | 169 |
| Arr. de Tielt | 778 | 179 | 546 | 53 | 55 | 55 | 45 | 35 | 70 | 85 | 103 |
| Arr. de Furnes | 1.733 | 214 | 1.249 | 270 | 56 | 58 | 70 | 55 | 91 | 128 | 162 |
| Prov. de Brabant wallon | 30.088 | 5.156 | 22.213 | 2.719 | 1.273 | 1.502 | 1.506 | 1.448 | 2.011 | 2.222 | 2.877 |
| Arr. de Nivelles | 30.088 | 5.156 | 22.213 | 2.719 | 1.273 | 1.502 | 1.506 | 1.448 | 2.011 | 2.222 | 2.877 |
| Prov. de Hainaut | 143.842 | 14.148 | 104.479 | 25.215 | 2.876 | 3.491 | 4.531 | 5.487 | 7.295 | 9.501 | 12.918 |
| Arr. d'Ath | 3.658 | 426 | 2.734 | 498 | 91 | 99 | 138 | 160 | 213 | 286 | 347 |
| Arr. de Charleroi | 55.628 | 4.089 | 40.740 | 10.799 | 759 | 975 | 1.329 | 1.816 | 2.653 | 3.753 | 5.050 |
| Arr. de Mons | 30.939 | 3.954 | 21.941 | 5.044 | 930 | 1.036 | 1.232 | 1.235 | 1.723 | 2.054 | 2.561 |
| Arr. de Mouscron | 11.064 | 1.787 | 7.745 | 1.532 | 423 | 471 | 548 | 581 | 657 | 786 | 1.096 |
| Arr. de Soignies | 20.394 | 1.899 | 15.150 | 3.345 | 313 | 432 | 667 | 783 | 1.007 | 1.266 | 1.846 |
| Arr. de Thuin | 11.666 | 620 | 8.508 | 2.538 | 103 | 131 | 211 | 283 | 380 | 610 | 1.010 |
| Arr. de Tournai | 10.493 | 1.373 | 7.661 | 1.459 | 257 | 347 | 406 | 629 | 662 | 746 | 1.008 |
| Prov. de Liège | 104.153 | 11.760 | 74.202 | 18.191 | 2.600 | 3.027 | 3.667 | 4.228 | 6.339 | 7.364 | 8.778 |
| Arr. de Huy | 3.852 | 323 | 2.806 | 723 | 72 | 95 | 88 | 131 | 160 | 254 | 352 |
| Arr. de Liège | 72.842 | 6.757 | 51.995 | 14.090 | 1.488 | 1.661 | 2.088 | 2.685 | 4.808 | 5.589 | 6.234 |
| Arr. de Verviers | 25.606 | 4.546 | 17.959 | 3.101 | 1.008 | 1.240 | 1.453 | 1.357 | 1.301 | 1.394 | 1.975 |
| Arr. de Waremme | 1.853 | 134 | 1.442 | 277 | 32 | 31 | 38 | 55 | 70 | 127 | 217 |
| Prov. de Luxembourg | 11.890 | 1.674 | 8.897 | 1.319 | 415 | 451 | 503 | 517 | 698 | 1.015 | 1.361 |
| Arr. d'Arlon | 5.210 | 800 | 3.885 | 525 | 213 | 218 | 243 | 213 | 296 | 488 | 595 |
| Arr. de Bastogne | 1.263 | 160 | 992 | 111 | 39 | 47 | 44 | 62 | 88 | 116 | 129 |
| Arr. de Marche-en-Famenne | 1.451 | 197 | 1.074 | 180 | 60 | 48 | 46 | 73 | 91 | 106 | 155 |
| Arr. de Neufchâteau | 1.565 | 226 | 1.156 | 183 | 60 | 61 | 64 | 66 | 99 | 142 | 213 |
| Arr. de Virton | 2.401 | 291 | 1.790 | 320 | 43 | 77 | 106 | 103 | 124 | 163 | 269 |
| Prov. de Namur | 18.488 | 1.619 | 13.911 | 2.958 | 390 | 392 | 475 | 680 | 1.233 | 1.679 | 1.898 |
| Arr. de Dinant | 3.053 | 374 | 2.173 | 506 | 86 | 92 | 127 | 126 | 130 | 210 | 304 |
| Arr. de Namur | 13.277 | 1.080 | 10.141 | 2.056 | 272 | 265 | 301 | 473 | 1.018 | 1.338 | 1.426 |
| Arr. de Philippeville | 2.158 | 165 | 1.597 | 396 | 32 | 35 | 47 | 81 | 85 | 131 | 168 |

Population au 1.1.2004

| De 35 à 39 ans | De 40 à 44 ans | De 45 à 49 ans | De 50 à 54 ans | De 55 à 59 ans | De 60 à 64 ans | De 65 à 69 ans | De 70 à 74 ans | De 75 à 79 ans | De 80 à 84 ans | De 85 à 89 ans | De 90 à 94 ans | 95 ans et plus | |
|-------------------|-------------------|----------------------|----------------------|-------------------|----------------------|----------------------|----------------------|----------------------|-------------------|----------------------|----------------------|-------------------|-------------------------------------|
| 91.703 | 79.328 | 67.688 | 58.202 | 50.537 | 38.887 | 33.387 | 27.601 | 20.394 | 11.813 | 3.754 | 1.736 | 435 | Belgique |
| 30.086 | 23.201 | 18.121 | 14.935 | 12.583 | 9.624 | 7.824 | 5.894 | 3.699 | 2.088 | 768 | 404 | 113 | <i>Rég. de Bruxelles-Capitale</i> |
| 30.640 | 26.095 | 21.369 | 18.388 | 16.764 | 13.128 | 10.289 | 7.776 | 5.254 | 3.031 | 1.051 | 417 | 110 | <i>Rég. flamande</i> |
| 30.977 | 30.032 | 28.198 | 24.879 | 21.190 | 16.135 | 15.274 | 13.931 | 11.441 | 6.694 | 1.935 | 915 | 212 | <i>Rég. wallonne</i> |
| 1.395 | 1.412 | 1.215 | 1.067 | 856 | 742 | 573 | 352 | 239 | 172 | 62 | 23 | 3 | <i>Dont C. germanophone</i> |
| 11.015 | 8.984 | 6.973 | 5.972 | 5.850 | 4.902 | 3.774 | 2.775 | 1.850 | 985 | 427 | 147 | 44 | Prov. d'Anvers |
| 7.875 | 6.184 | 4.856 | 4.070 | 3.931 | 3.305 | 2.549 | 1.863 | 1.309 | 690 | 316 | 117 | 38 | Arr. d'Anvers |
| 925 | 785 | 557 | 429 | 333 | 309 | 247 | 171 | 112 | 69 | 37 | 6 | 1 | Arr. de Malines |
| 2.215 | 2.015 | 1.560 | 1.473 | 1.586 | 1.288 | 978 | 741 | 429 | 226 | 74 | 24 | 5 | Arr. de Turnhout |
| 6.595 | 6.193 | 5.484 | 4.869 | 4.504 | 3.654 | 3.117 | 2.533 | 1.612 | 829 | 254 | 89 | 18 | Prov. de Limbourg |
| 2.139 | 2.164 | 1.907 | 1.630 | 1.340 | 1.179 | 1.251 | 1.058 | 683 | 349 | 101 | 39 | 6 | Arr. de Hasselt |
| 2.440 | 2.224 | 1.898 | 1.846 | 1.833 | 1.403 | 1.041 | 793 | 499 | 273 | 100 | 28 | 7 | Arr. de Maaseik |
| 2.016 | 1.805 | 1.679 | 1.393 | 1.331 | 1.072 | 825 | 682 | 430 | 207 | 53 | 22 | 5 | Arr. de Tongres |
| 3.931 | 3.011 | 2.357 | 1.973 | 1.757 | 1.410 | 1.066 | 754 | 487 | 368 | 110 | 48 | 15 | Prov. de Flandre orientale |
| 438 | 344 | 244 | 187 | 180 | 123 | 111 | 70 | 51 | 41 | 8 | 3 | 0 | Arr. d'Alost |
| 270 | 217 | 174 | 176 | 121 | 95 | 66 | 56 | 38 | 23 | 6 | 4 | 2 | Arr. de Termonde |
| 231 | 183 | 142 | 155 | 153 | 111 | 84 | 66 | 59 | 40 | 15 | 5 | 2 | Arr. d'Eeklo |
| 2.067 | 1.515 | 1.166 | 936 | 837 | 709 | 526 | 371 | 223 | 174 | 56 | 22 | 7 | Arr. de Gand |
| 223 | 181 | 140 | 119 | 107 | 66 | 51 | 39 | 28 | 18 | 7 | 6 | 1 | Arr. d'Audenarde |
| 702 | 571 | 491 | 400 | 359 | 306 | 228 | 152 | 88 | 72 | 18 | 8 | 3 | Arr. de Saint-Nicolas |
| 6.885 | 6.127 | 5.034 | 4.014 | 3.290 | 2.210 | 1.596 | 1.159 | 822 | 457 | 136 | 61 | 14 | Prov. de Brabant flamand |
| 4.523 | 4.313 | 3.617 | 2.854 | 2.345 | 1.553 | 1.140 | 857 | 630 | 347 | 99 | 43 | 11 | Arr. de Hal-Vilvorde |
| 2.362 | 1.814 | 1.417 | 1.160 | 945 | 657 | 456 | 302 | 192 | 110 | 37 | 18 | 3 | Arr. de Louvain |
| 2.214 | 1.780 | 1.521 | 1.560 | 1.363 | 952 | 736 | 555 | 483 | 392 | 124 | 72 | 19 | Prov. de Flandre occidentale |
| 570 | 457 | 370 | 334 | 351 | 281 | 199 | 153 | 147 | 107 | 34 | 24 | 4 | Arr. de Bruges |
| 31 | 30 | 13 | 21 | 17 | 10 | 9 | 5 | 7 | 7 | 4 | 0 | 0 | Arr. de Dixmude |
| 194 | 144 | 196 | 229 | 190 | 107 | 100 | 58 | 50 | 35 | 11 | 6 | 1 | Arr. d'Ypres |
| 666 | 511 | 456 | 453 | 328 | 209 | 159 | 127 | 101 | 101 | 31 | 19 | 5 | Arr. de Courtrai |
| 353 | 300 | 241 | 252 | 221 | 177 | 137 | 111 | 94 | 75 | 26 | 9 | 6 | Arr. d'Ostende |
| 147 | 128 | 75 | 87 | 79 | 42 | 32 | 23 | 19 | 15 | 3 | 2 | 2 | Arr. de Roulers |
| 88 | 72 | 40 | 30 | 31 | 16 | 18 | 18 | 8 | 8 | 0 | 1 | 0 | Arr. de Tielt |
| 165 | 138 | 130 | 154 | 146 | 110 | 82 | 60 | 57 | 44 | 15 | 11 | 1 | Arr. de Furnes |
| 3.417 | 3.261 | 2.491 | 2.152 | 1.920 | 1.289 | 934 | 718 | 520 | 357 | 125 | 54 | 11 | Prov. de Brabant wallon |
| 3.417 | 3.261 | 2.491 | 2.152 | 1.920 | 1.289 | 934 | 718 | 520 | 357 | 125 | 54 | 11 | Arr. de Nivelles |
| 14.042 | 13.963 | 13.860 | 12.449 | 10.519 | 7.695 | 7.383 | 6.946 | 5.947 | 3.398 | 958 | 467 | 116 | Prov. de Hainaut |
| 374 | 371 | 351 | 319 | 261 | 150 | 133 | 139 | 120 | 75 | 18 | 10 | 3 | Arr. d'Ath |
| 5.409 | 5.473 | 5.480 | 4.796 | 4.134 | 3.202 | 3.275 | 3.041 | 2.559 | 1.367 | 368 | 162 | 27 | Arr. de Charleroi |
| 2.990 | 3.038 | 2.970 | 2.559 | 2.113 | 1.454 | 1.411 | 1.418 | 1.269 | 679 | 167 | 77 | 23 | Arr. de Mons |
| 979 | 892 | 861 | 978 | 802 | 458 | 439 | 401 | 293 | 231 | 101 | 49 | 18 | Arr. de Mouscron |
| 2.072 | 2.135 | 2.061 | 1.790 | 1.481 | 1.196 | 1.029 | 929 | 765 | 460 | 113 | 44 | 5 | Arr. de Soignies |
| 1.141 | 1.186 | 1.218 | 1.116 | 968 | 771 | 739 | 699 | 597 | 337 | 106 | 50 | 10 | Arr. de Thuin |
| 1.077 | 868 | 919 | 891 | 760 | 464 | 357 | 319 | 344 | 249 | 85 | 75 | 30 | Arr. de Tournai |
| 10.189 | 9.985 | 9.348 | 7.927 | 6.764 | 5.746 | 5.691 | 5.083 | 4.023 | 2.347 | 666 | 316 | 65 | Prov. de Liège |
| 388 | 416 | 366 | 328 | 281 | 198 | 217 | 196 | 168 | 100 | 28 | 13 | 1 | Arr. de Huy |
| 6.769 | 6.623 | 6.502 | 5.466 | 4.756 | 4.083 | 4.203 | 4.009 | 3.193 | 1.872 | 507 | 250 | 56 | Arr. de Liège |
| 2.795 | 2.716 | 2.301 | 1.972 | 1.604 | 1.389 | 1.185 | 814 | 594 | 340 | 117 | 44 | 7 | Arr. de Verviers |
| 237 | 230 | 179 | 161 | 123 | 76 | 86 | 64 | 68 | 35 | 14 | 9 | 1 | Arr. de Waremme |
| 1.366 | 1.078 | 948 | 897 | 796 | 526 | 433 | 348 | 274 | 173 | 61 | 21 | 9 | Prov. de Luxembourg |
| 626 | 481 | 422 | 377 | 317 | 196 | 169 | 153 | 112 | 52 | 28 | 8 | 3 | Arr. d'Arlon |
| 144 | 114 | 114 | 107 | 81 | 67 | 35 | 36 | 22 | 13 | 4 | 1 | 0 | Arr. de Bastogne |
| 156 | 132 | 100 | 98 | 123 | 83 | 65 | 42 | 35 | 27 | 8 | 3 | 0 | Arr. de Marche-en-Famenne |
| 179 | 129 | 101 | 111 | 107 | 50 | 56 | 44 | 40 | 29 | 11 | 3 | 0 | Arr. de Neufchâteau |
| 261 | 222 | 211 | 204 | 168 | 130 | 108 | 73 | 65 | 52 | 10 | 6 | 6 | Arr. de Virton |
| 1.963 | 1.745 | 1.551 | 1.454 | 1.191 | 879 | 833 | 836 | 677 | 419 | 125 | 57 | 11 | Prov. de Namur |
| 317 | 286 | 237 | 235 | 214 | 183 | 152 | 130 | 106 | 75 | 29 | 11 | 3 | Arr. de Dinant |
| 1.430 | 1.243 | 1.106 | 966 | 805 | 578 | 568 | 613 | 464 | 294 | 74 | 35 | 8 | Arr. de Namur |
| 216 | 216 | 208 | 253 | 172 | 118 | 113 | 93 | 107 | 50 | 22 | 11 | 0 | Arr. de Philippeville |

Population au 1.1.2004

Population étrangère par groupe d'âges - par commune - Hommes et femmes

| | Total | Moins de 18 ans | De 18 à 64 ans | 65 ans et plus | Moins de 5 ans | De 5 à 9 ans | De 10 à 14 ans | De 15 à 19 ans | De 20 à 24 ans | De 25 à 29 ans | De 30 à 34 ans |
|-----------------------------------|---------|-----------------|----------------|----------------|----------------|--------------|----------------|----------------|----------------|----------------|----------------|
| Belgique | 860.287 | 126.321 | 634.846 | 99.120 | 34.946 | 34.143 | 35.191 | 38.058 | 58.894 | 80.317 | 93.273 |
| <i>Rég. de Bruxelles-Capitale</i> | 263.451 | 42.666 | 199.995 | 20.790 | 13.171 | 11.572 | 11.139 | 11.851 | 20.669 | 31.272 | 34.437 |
| Anderlecht | 21.379 | 3.373 | 15.940 | 2.066 | 1.013 | 855 | 886 | 1.124 | 1.918 | 2.454 | 2.542 |
| Auderghem | 5.595 | 1.169 | 4.081 | 345 | 334 | 374 | 316 | 230 | 364 | 451 | 607 |
| Berchem-Sainte-Agathe | 2.538 | 377 | 1.907 | 254 | 107 | 91 | 126 | 108 | 185 | 272 | 302 |
| Bruxelles | 40.887 | 5.977 | 31.570 | 3.340 | 1.921 | 1.538 | 1.572 | 1.690 | 3.260 | 5.278 | 5.543 |
| Etterbeek | 13.499 | 1.960 | 10.812 | 727 | 716 | 517 | 466 | 499 | 1.157 | 2.006 | 1.985 |
| Evere | 5.239 | 1.039 | 3.798 | 402 | 293 | 278 | 282 | 289 | 364 | 511 | 619 |
| Forest | 12.420 | 1.983 | 9.293 | 1.144 | 621 | 521 | 522 | 573 | 1.017 | 1.418 | 1.560 |
| Ganshoren | 2.304 | 297 | 1.742 | 265 | 80 | 97 | 78 | 72 | 157 | 263 | 291 |
| Ixelles | 29.217 | 3.273 | 24.392 | 1.552 | 1.160 | 888 | 783 | 834 | 2.314 | 4.549 | 4.930 |
| Jette | 6.001 | 877 | 4.551 | 573 | 274 | 229 | 225 | 255 | 531 | 749 | 846 |
| Koekelberg | 3.542 | 543 | 2.694 | 305 | 179 | 144 | 140 | 137 | 296 | 475 | 486 |
| Molenbeek-Saint-Jean | 20.444 | 3.830 | 14.826 | 1.788 | 1.165 | 1.002 | 1.015 | 1.129 | 1.763 | 2.352 | 2.652 |
| Saint-Gilles | 17.761 | 2.707 | 13.540 | 1.514 | 872 | 752 | 682 | 703 | 1.364 | 2.422 | 2.581 |
| Saint-Josse-ten-Noode | 7.668 | 1.251 | 5.850 | 567 | 372 | 328 | 333 | 396 | 736 | 1.034 | 977 |
| Schaerbeek | 31.052 | 4.807 | 23.497 | 2.748 | 1.445 | 1.264 | 1.222 | 1.479 | 2.413 | 3.724 | 4.134 |
| Uccle | 18.266 | 3.969 | 12.808 | 1.489 | 981 | 1.151 | 1.181 | 1.050 | 1.148 | 1.409 | 1.714 |
| Watermael-Boitsfort | 3.782 | 811 | 2.685 | 286 | 252 | 240 | 193 | 209 | 184 | 261 | 369 |
| Woluwe-Saint-Lambert | 11.645 | 2.052 | 8.841 | 752 | 652 | 595 | 505 | 544 | 1.000 | 1.066 | 1.325 |
| Woluwe-Saint-Pierre | 10.212 | 2.371 | 7.168 | 673 | 734 | 708 | 612 | 530 | 498 | 578 | 974 |
| <i>Rég. flamande</i> | 288.375 | 49.298 | 211.149 | 27.928 | 14.221 | 13.708 | 13.370 | 13.847 | 20.649 | 27.264 | 31.004 |
| Prov. d'Anvers | 104.698 | 19.051 | 75.645 | 10.002 | 5.873 | 5.215 | 4.937 | 5.248 | 7.551 | 10.278 | 11.898 |
| Arr. d'Anvers | 74.755 | 13.683 | 54.190 | 6.882 | 4.316 | 3.735 | 3.446 | 3.789 | 5.767 | 7.828 | 8.771 |
| Aartselaar | 303 | 46 | 223 | 34 | 13 | 10 | 11 | 17 | 11 | 16 | 34 |
| Anvers | 52.993 | 10.210 | 38.813 | 3.970 | 3.330 | 2.744 | 2.507 | 2.891 | 4.819 | 6.582 | 6.772 |
| Boechout | 193 | 20 | 155 | 18 | 3 | 7 | 7 | 4 | 14 | 6 | 23 |
| Boom | 785 | 168 | 556 | 61 | 55 | 37 | 44 | 55 | 64 | 79 | 115 |
| Borsbeek | 376 | 81 | 271 | 24 | 25 | 22 | 19 | 21 | 23 | 45 | 39 |
| Brasschaat | 2.844 | 471 | 1.939 | 434 | 127 | 147 | 125 | 124 | 118 | 111 | 242 |
| Brecht | 981 | 175 | 704 | 102 | 48 | 54 | 41 | 43 | 33 | 54 | 85 |
| Edegem | 608 | 81 | 455 | 72 | 32 | 24 | 16 | 14 | 26 | 64 | 59 |
| Essen | 2.692 | 447 | 1.945 | 300 | 139 | 143 | 105 | 100 | 103 | 120 | 238 |
| Hemiksem | 182 | 30 | 134 | 18 | 9 | 6 | 7 | 11 | 9 | 15 | 27 |
| Hove | 129 | 12 | 97 | 20 | 2 | 7 | 2 | 3 | 2 | 7 | 16 |
| Kalmthout | 1.746 | 256 | 1.195 | 295 | 66 | 80 | 76 | 53 | 55 | 78 | 125 |
| Kapellen | 2.116 | 322 | 1.387 | 407 | 65 | 87 | 112 | 93 | 83 | 73 | 142 |
| Kontich | 478 | 80 | 345 | 53 | 28 | 19 | 13 | 25 | 28 | 28 | 45 |
| Lint | 87 | 10 | 72 | 5 | 2 | 3 | 3 | 3 | 2 | 5 | 13 |
| Malle | 369 | 54 | 266 | 49 | 14 | 17 | 15 | 12 | 20 | 21 | 30 |
| Mortsel | 697 | 90 | 511 | 96 | 27 | 24 | 25 | 23 | 46 | 78 | 88 |
| Niel | 236 | 50 | 171 | 15 | 18 | 16 | 11 | 9 | 15 | 23 | 31 |
| Ranst | 226 | 20 | 188 | 18 | 6 | 3 | 6 | 9 | 5 | 17 | 32 |
| Rumst | 209 | 30 | 163 | 16 | 10 | 7 | 9 | 7 | 18 | 23 | 27 |
| Schelle | 115 | 14 | 93 | 8 | 1 | 1 | 7 | 8 | 5 | 11 | 13 |
| Schilde | 1.595 | 288 | 1.048 | 259 | 77 | 83 | 95 | 61 | 65 | 54 | 93 |
| Schoten | 1.623 | 322 | 1.087 | 214 | 100 | 99 | 75 | 75 | 68 | 77 | 137 |
| Stabroek | 490 | 41 | 391 | 58 | 9 | 12 | 13 | 11 | 18 | 48 | 61 |
| Wijnegem | 210 | 34 | 145 | 31 | 8 | 10 | 11 | 7 | 11 | 19 | 26 |
| Wommelgem | 247 | 32 | 192 | 23 | 9 | 7 | 10 | 12 | 11 | 34 | 34 |
| Wuustwezel | 1.015 | 129 | 771 | 115 | 39 | 31 | 37 | 38 | 48 | 60 | 97 |
| Zandhoven | 211 | 23 | 162 | 26 | 7 | 4 | 2 | 16 | 8 | 16 | 29 |
| Zoersel | 569 | 68 | 398 | 103 | 25 | 14 | 16 | 20 | 21 | 22 | 44 |
| Zwijndrecht | 430 | 79 | 313 | 38 | 22 | 17 | 26 | 24 | 18 | 42 | 54 |
| Arr. de Malines | 9.084 | 1.897 | 6.544 | 643 | 512 | 502 | 533 | 632 | 827 | 1.029 | 1.068 |
| Berlaar | 102 | 21 | 74 | 7 | 5 | 7 | 4 | 8 | 5 | 9 | 13 |
| Bonheiden | 267 | 55 | 187 | 25 | 9 | 20 | 16 | 18 | 7 | 12 | 23 |
| Bornem | 258 | 26 | 203 | 29 | 7 | 8 | 9 | 6 | 18 | 28 | 24 |
| Duffel | 228 | 29 | 185 | 14 | 9 | 10 | 9 | 5 | 24 | 31 | 27 |
| Heist-op-den-Berg | 363 | 43 | 294 | 26 | 11 | 15 | 10 | 13 | 30 | 44 | 49 |

Population au 1.1.2004

| De 35 à 39 ans | De 40 à 44 ans | De 45 à 49 ans | De 50 à 54 ans | De 55 à 59 ans | De 60 à 64 ans | De 65 à 69 ans | De 70 à 74 ans | De 75 à 79 ans | De 80 à 84 ans | De 85 à 89 ans | De 90 à 94 ans | 95 ans et plus | |
|----------------|----------------|----------------|----------------|----------------|----------------|----------------|----------------|----------------|----------------|----------------|----------------|----------------|-----------------------------------|
| 91.703 | 79.328 | 67.688 | 58.202 | 50.537 | 38.887 | 33.387 | 27.601 | 20.394 | 11.813 | 3.754 | 1.736 | 435 | Belgique |
| 30.086 | 23.201 | 18.121 | 14.935 | 12.583 | 9.624 | 7.824 | 5.894 | 3.699 | 2.088 | 768 | 404 | 113 | <i>Rég. de Bruxelles-Capitale</i> |
| 2.220 | 1.836 | 1.454 | 1.168 | 992 | 851 | 823 | 628 | 386 | 159 | 48 | 18 | 4 | Anderlecht |
| 696 | 596 | 457 | 362 | 286 | 177 | 113 | 87 | 76 | 42 | 18 | 7 | 2 | Auderghem |
| 317 | 240 | 169 | 150 | 117 | 100 | 91 | 75 | 48 | 23 | 8 | 8 | 1 | Berchem-Sainte-Agathe |
| 4.626 | 3.395 | 2.780 | 2.330 | 2.028 | 1.586 | 1.299 | 988 | 570 | 293 | 118 | 64 | 8 | Bruxelles |
| 1.593 | 1.141 | 899 | 759 | 678 | 356 | 247 | 200 | 134 | 87 | 32 | 21 | 6 | Etterbeek |
| 628 | 477 | 373 | 306 | 231 | 186 | 150 | 118 | 67 | 42 | 15 | 8 | 2 | Evere |
| 1.418 | 1.058 | 822 | 699 | 572 | 475 | 434 | 325 | 199 | 117 | 46 | 21 | 2 | Forest |
| 281 | 195 | 166 | 137 | 124 | 98 | 72 | 79 | 56 | 33 | 18 | 7 | 0 | Ganshoren |
| 3.908 | 2.741 | 1.947 | 1.525 | 1.251 | 835 | 541 | 367 | 275 | 216 | 89 | 42 | 22 | Ixelles |
| 668 | 520 | 378 | 320 | 230 | 203 | 190 | 165 | 119 | 71 | 16 | 9 | 3 | Jette |
| 389 | 302 | 222 | 176 | 164 | 127 | 114 | 88 | 61 | 26 | 8 | 5 | 3 | Koekelberg |
| 2.145 | 1.603 | 1.278 | 984 | 838 | 730 | 773 | 542 | 266 | 136 | 42 | 23 | 6 | Molenbeek-Saint-Jean |
| 1.958 | 1.487 | 1.045 | 887 | 801 | 693 | 625 | 439 | 253 | 130 | 39 | 23 | 5 | Saint-Gilles |
| 829 | 628 | 495 | 352 | 331 | 290 | 237 | 163 | 91 | 49 | 14 | 9 | 4 | Saint-Josse-ten-Noode |
| 3.450 | 2.637 | 2.065 | 1.727 | 1.447 | 1.297 | 1.048 | 820 | 479 | 241 | 99 | 41 | 20 | Schaerbeek |
| 1.855 | 1.754 | 1.542 | 1.277 | 1.023 | 692 | 500 | 362 | 289 | 207 | 68 | 48 | 15 | Uccle |
| 509 | 402 | 307 | 243 | 197 | 130 | 83 | 80 | 52 | 36 | 23 | 11 | 1 | Watermael-Boitsfort |
| 1.430 | 1.142 | 862 | 759 | 628 | 385 | 242 | 203 | 148 | 97 | 37 | 20 | 5 | Woluwe-Saint-Lambert |
| 1.166 | 1.047 | 860 | 774 | 645 | 413 | 242 | 165 | 130 | 83 | 30 | 19 | 4 | Woluwe-Saint-Pierre |
| 30.640 | 26.095 | 21.369 | 18.388 | 16.764 | 13.128 | 10.289 | 7.776 | 5.254 | 3.031 | 1.051 | 417 | 110 | <i>Rég. flamande</i> |
| 11.015 | 8.984 | 6.973 | 5.972 | 5.850 | 4.902 | 3.774 | 2.775 | 1.850 | 985 | 427 | 147 | 44 | Prov. d'Anvers |
| 7.875 | 6.184 | 4.856 | 4.070 | 3.931 | 3.305 | 2.549 | 1.863 | 1.309 | 690 | 316 | 117 | 38 | Arr. d'Anvers |
| 43 | 38 | 24 | 19 | 20 | 13 | 8 | 9 | 10 | 6 | 0 | 1 | 0 | Aartselaar |
| 5.480 | 4.065 | 3.244 | 2.518 | 2.229 | 1.842 | 1.485 | 1.055 | 740 | 398 | 193 | 70 | 29 | Anvers |
| 32 | 25 | 26 | 12 | 8 | 8 | 5 | 7 | 2 | 2 | 1 | 1 | 0 | Boechout |
| 78 | 52 | 46 | 42 | 29 | 28 | 29 | 10 | 16 | 5 | 0 | 1 | 0 | Boom |
| 49 | 34 | 31 | 16 | 14 | 14 | 8 | 4 | 6 | 6 | 0 | 0 | 0 | Borsbeek |
| 283 | 263 | 195 | 204 | 264 | 207 | 155 | 116 | 89 | 49 | 16 | 7 | 2 | Brasschaat |
| 130 | 121 | 88 | 75 | 54 | 53 | 40 | 30 | 24 | 5 | 3 | 0 | 0 | Brecht |
| 93 | 67 | 38 | 40 | 35 | 28 | 22 | 21 | 13 | 11 | 5 | 0 | 0 | Edegem |
| 305 | 266 | 204 | 193 | 270 | 206 | 100 | 91 | 56 | 30 | 15 | 8 | 0 | Essen |
| 24 | 19 | 6 | 14 | 10 | 7 | 5 | 5 | 2 | 6 | 0 | 0 | 0 | Hemiksem |
| 23 | 11 | 13 | 9 | 8 | 6 | 6 | 5 | 2 | 4 | 3 | 0 | 0 | Hove |
| 186 | 160 | 107 | 153 | 151 | 161 | 103 | 83 | 61 | 19 | 19 | 9 | 1 | Kalmthout |
| 188 | 174 | 157 | 164 | 194 | 177 | 146 | 117 | 79 | 33 | 23 | 6 | 3 | Kapellen |
| 62 | 66 | 40 | 29 | 25 | 17 | 21 | 18 | 8 | 4 | 1 | 1 | 0 | Kontich |
| 15 | 6 | 4 | 13 | 7 | 6 | 3 | 2 | 0 | 0 | 0 | 0 | 0 | Lint |
| 36 | 38 | 37 | 25 | 31 | 24 | 23 | 10 | 9 | 4 | 1 | 2 | 0 | Malle |
| 92 | 63 | 49 | 36 | 25 | 25 | 37 | 15 | 24 | 15 | 2 | 3 | 0 | Mortsel |
| 21 | 25 | 18 | 19 | 11 | 4 | 7 | 4 | 2 | 2 | 0 | 0 | 0 | Niel |
| 29 | 25 | 23 | 18 | 22 | 13 | 8 | 5 | 1 | 3 | 0 | 1 | 0 | Ranst |
| 23 | 25 | 13 | 15 | 9 | 7 | 5 | 5 | 0 | 5 | 1 | 0 | 0 | Rumst |
| 17 | 13 | 8 | 11 | 4 | 8 | 3 | 0 | 4 | 1 | 0 | 0 | 0 | Schelle |
| 129 | 143 | 118 | 126 | 161 | 131 | 108 | 67 | 43 | 27 | 10 | 4 | 0 | Schilde |
| 167 | 171 | 116 | 97 | 126 | 101 | 74 | 63 | 51 | 14 | 11 | 1 | 0 | Schoten |
| 56 | 47 | 46 | 48 | 34 | 29 | 32 | 17 | 5 | 4 | 0 | 0 | 0 | Stabroek |
| 23 | 24 | 16 | 8 | 8 | 8 | 7 | 10 | 4 | 8 | 1 | 1 | 0 | Wijnegem |
| 29 | 31 | 12 | 9 | 10 | 16 | 5 | 8 | 4 | 3 | 2 | 0 | 1 | Wommelgem |
| 110 | 105 | 90 | 90 | 76 | 79 | 45 | 28 | 23 | 14 | 4 | 0 | 1 | Wuustwezel |
| 26 | 18 | 14 | 10 | 17 | 18 | 7 | 12 | 6 | 0 | 1 | 0 | 0 | Zandhoven |
| 66 | 43 | 46 | 39 | 57 | 53 | 39 | 38 | 16 | 7 | 2 | 1 | 0 | Zoersel |
| 60 | 46 | 27 | 18 | 22 | 16 | 13 | 8 | 9 | 5 | 2 | 0 | 1 | Zwijndrecht |
| 925 | 785 | 557 | 429 | 333 | 309 | 247 | 171 | 112 | 69 | 37 | 6 | 1 | Arr. de Malines |
| 11 | 17 | 3 | 4 | 5 | 4 | 1 | 1 | 2 | 0 | 2 | 1 | 0 | Berlaar |
| 39 | 34 | 22 | 15 | 14 | 13 | 8 | 5 | 3 | 4 | 5 | 0 | 0 | Bonheiden |
| 34 | 22 | 23 | 18 | 16 | 16 | 9 | 6 | 6 | 4 | 4 | 0 | 0 | Bornem |
| 25 | 26 | 13 | 13 | 14 | 8 | 8 | 2 | 1 | 2 | 0 | 1 | 0 | Duffel |
| 51 | 41 | 24 | 28 | 10 | 11 | 5 | 6 | 7 | 5 | 2 | 1 | 0 | Heist-op-den-Berg |

Population au 1.1.2004

Population étrangère par groupe d'âges - par commune - Hommes et femmes (suite)

| | Total | Moins de 18 ans | De 18 à 64 ans | 65 ans et plus | Moins de 5 ans | De 5 à 9 ans | De 10 à 14 ans | De 15 à 19 ans | De 20 à 24 ans | De 25 à 29 ans | De 30 à 34 ans |
|--------------------------|---------------|-----------------|----------------|----------------|----------------|--------------|----------------|----------------|----------------|----------------|----------------|
| Lierre | 986 | 182 | 737 | 67 | 38 | 61 | 60 | 46 | 93 | 111 | 137 |
| Malines | 5.031 | 1.216 | 3.473 | 342 | 353 | 298 | 328 | 421 | 477 | 569 | 605 |
| Nijlen | 203 | 22 | 168 | 13 | 7 | 6 | 5 | 5 | 10 | 20 | 31 |
| Putte | 170 | 23 | 135 | 12 | 4 | 6 | 9 | 5 | 11 | 17 | 22 |
| Puurs | 180 | 35 | 134 | 11 | 8 | 12 | 11 | 10 | 13 | 24 | 20 |
| Sint-Amands | 159 | 27 | 115 | 17 | 5 | 9 | 7 | 14 | 21 | 12 | 10 |
| Sint-Katelijne-Waver | 301 | 32 | 244 | 25 | 7 | 7 | 12 | 14 | 43 | 42 | 37 |
| Willebroek | 836 | 186 | 595 | 55 | 49 | 43 | 53 | 67 | 75 | 110 | 70 |
| Arr. de Turnhout | 20.859 | 3.471 | 14.911 | 2.477 | 1.045 | 978 | 958 | 827 | 957 | 1.421 | 2.059 |
| Arendonk | 1.155 | 227 | 840 | 88 | 83 | 61 | 57 | 44 | 60 | 111 | 135 |
| Baerle-Duc | 918 | 114 | 672 | 132 | 25 | 36 | 34 | 32 | 40 | 60 | 80 |
| Balen | 611 | 108 | 464 | 39 | 34 | 37 | 26 | 22 | 30 | 45 | 72 |
| Beerse | 589 | 104 | 419 | 66 | 24 | 35 | 28 | 29 | 19 | 28 | 54 |
| Dessel | 296 | 62 | 215 | 19 | 18 | 13 | 24 | 12 | 9 | 17 | 32 |
| Geel | 969 | 193 | 675 | 101 | 45 | 55 | 54 | 61 | 61 | 90 | 108 |
| Grobbendonk | 171 | 17 | 131 | 23 | 3 | 6 | 7 | 1 | 4 | 5 | 24 |
| Herentals | 573 | 87 | 425 | 61 | 26 | 18 | 23 | 32 | 41 | 60 | 69 |
| Herenhouth | 65 | 7 | 53 | 5 | 1 | 2 | 2 | 3 | 9 | 3 | 10 |
| Herselt | 175 | 26 | 133 | 16 | 5 | 10 | 6 | 7 | 8 | 19 | 23 |
| Hoogstraten | 3.468 | 574 | 2.504 | 390 | 221 | 145 | 150 | 109 | 135 | 191 | 300 |
| Hulshout | 111 | 13 | 93 | 5 | 1 | 4 | 7 | 3 | 2 | 19 | 13 |
| Kasterlee | 441 | 77 | 293 | 71 | 14 | 25 | 27 | 16 | 9 | 33 | 35 |
| Laakdal | 179 | 32 | 134 | 13 | 6 | 8 | 11 | 12 | 9 | 19 | 13 |
| Lille | 266 | 28 | 206 | 32 | 3 | 10 | 9 | 9 | 14 | 13 | 31 |
| Meerhout | 127 | 17 | 99 | 11 | 2 | 6 | 6 | 5 | 9 | 7 | 10 |
| Merksplas | 379 | 62 | 288 | 29 | 24 | 12 | 19 | 14 | 14 | 36 | 31 |
| Mol | 1.625 | 307 | 1.170 | 148 | 80 | 99 | 80 | 87 | 88 | 129 | 179 |
| Olen | 171 | 38 | 118 | 15 | 7 | 10 | 12 | 15 | 10 | 15 | 16 |
| Oud-Turnhout | 1.184 | 173 | 751 | 260 | 42 | 62 | 49 | 32 | 40 | 44 | 73 |
| Ravels | 3.163 | 557 | 2.174 | 432 | 189 | 155 | 155 | 102 | 97 | 140 | 282 |
| Retie | 512 | 63 | 386 | 63 | 22 | 17 | 16 | 13 | 21 | 32 | 49 |
| Rijkevorsel | 336 | 55 | 246 | 35 | 14 | 18 | 10 | 18 | 23 | 21 | 38 |
| Turnhout | 2.545 | 390 | 1.825 | 330 | 125 | 93 | 104 | 108 | 164 | 235 | 310 |
| Vorselaar | 89 | 13 | 63 | 13 | 2 | 3 | 4 | 4 | 6 | 1 | 10 |
| Vosselaar | 415 | 76 | 281 | 58 | 24 | 25 | 20 | 15 | 9 | 20 | 26 |
| Westerlo | 326 | 51 | 253 | 22 | 5 | 13 | 18 | 22 | 26 | 28 | 36 |
| Prov. de Limbourg | 64.444 | 8.870 | 47.122 | 8.452 | 2.549 | 2.459 | 2.447 | 2.456 | 3.676 | 4.894 | 6.212 |
| Arr. de Hasselt | 21.906 | 2.123 | 16.296 | 3.487 | 518 | 583 | 604 | 766 | 1.498 | 1.976 | 2.115 |
| As | 374 | 36 | 290 | 48 | 10 | 12 | 7 | 18 | 13 | 19 | 28 |
| Beringen | 2.184 | 228 | 1.673 | 283 | 46 | 70 | 73 | 82 | 190 | 226 | 201 |
| Diepenbeek | 448 | 39 | 379 | 30 | 12 | 11 | 9 | 13 | 40 | 81 | 68 |
| Genk | 9.452 | 587 | 6.888 | 1.977 | 101 | 161 | 184 | 255 | 568 | 679 | 814 |
| Gingelom | 146 | 28 | 114 | 4 | 12 | 9 | 4 | 7 | 7 | 14 | 20 |
| Halen | 133 | 29 | 97 | 7 | 7 | 9 | 9 | 5 | 12 | 19 | 15 |
| Ham | 307 | 48 | 217 | 42 | 15 | 16 | 14 | 8 | 30 | 32 | 23 |
| Hasselt | 2.492 | 319 | 1.908 | 265 | 113 | 69 | 74 | 123 | 223 | 306 | 284 |
| Herck-la-Ville | 178 | 20 | 147 | 11 | 3 | 4 | 1 | 18 | 13 | 25 | 24 |
| Heusden-Zolder | 2.182 | 179 | 1.587 | 416 | 39 | 41 | 47 | 88 | 164 | 195 | 173 |
| Bourg-Léopold | 629 | 112 | 454 | 63 | 21 | 29 | 36 | 37 | 52 | 62 | 57 |
| Lummen | 252 | 29 | 198 | 25 | 8 | 10 | 9 | 4 | 19 | 30 | 37 |
| Nieuwerkerken | 85 | 19 | 63 | 3 | 9 | 4 | 4 | 4 | 3 | 10 | 8 |
| Opglabbeek | 516 | 62 | 409 | 45 | 17 | 15 | 24 | 8 | 19 | 36 | 86 |
| Saint-Trond | 945 | 181 | 685 | 79 | 57 | 51 | 52 | 39 | 59 | 123 | 112 |
| Tessenderlo | 320 | 32 | 252 | 36 | 7 | 7 | 12 | 12 | 36 | 29 | 45 |
| Zonhoven | 652 | 93 | 494 | 65 | 23 | 33 | 23 | 28 | 31 | 59 | 70 |
| Zutendaal | 611 | 82 | 441 | 88 | 18 | 32 | 22 | 17 | 19 | 31 | 50 |
| Arr. de Maaseik | 23.249 | 3.732 | 16.776 | 2.741 | 1.160 | 1.007 | 1.012 | 893 | 1.024 | 1.503 | 2.265 |
| Bocholt | 1.081 | 221 | 777 | 83 | 83 | 68 | 43 | 41 | 20 | 68 | 124 |
| Bree | 584 | 98 | 434 | 52 | 23 | 25 | 33 | 24 | 33 | 47 | 72 |
| Dilsen-Stokkem | 1.872 | 271 | 1.413 | 188 | 70 | 76 | 86 | 77 | 85 | 119 | 210 |
| Hamont-Achel | 3.510 | 587 | 2.371 | 552 | 197 | 154 | 145 | 140 | 139 | 205 | 289 |
| Hechtel-Eksel | 828 | 149 | 567 | 112 | 59 | 26 | 41 | 29 | 27 | 37 | 87 |
| Houthalen-Helchteren | 3.281 | 255 | 2.466 | 560 | 49 | 56 | 91 | 103 | 185 | 250 | 268 |

Population au 1.1.2004

| De 35 à 39 ans | De 40 à 44 ans | De 45 à 49 ans | De 50 à 54 ans | De 55 à 59 ans | De 60 à 64 ans | De 65 à 69 ans | De 70 à 74 ans | De 75 à 79 ans | De 80 à 84 ans | De 85 à 89 ans | De 90 à 94 ans | 95 ans et plus | |
|-------------------|-------------------|-------------------|----------------------|-------------------|----------------------|----------------------|----------------------|-------------------|-------------------|----------------------|-------------------|-------------------|--------------------------|
| 97 | 76 | 68 | 54 | 37 | 41 | 28 | 18 | 13 | 7 | 1 | 0 | 0 | Lierre |
| 454 | 389 | 270 | 214 | 157 | 154 | 143 | 89 | 61 | 34 | 12 | 3 | 0 | Malines |
| 30 | 23 | 23 | 9 | 13 | 8 | 4 | 3 | 1 | 3 | 2 | 0 | 0 | Nijlen |
| 25 | 21 | 15 | 5 | 12 | 6 | 2 | 5 | 5 | 0 | 0 | 0 | 0 | Putte |
| 17 | 25 | 13 | 10 | 4 | 2 | 3 | 4 | 2 | 0 | 2 | 0 | 0 | Puurs |
| 20 | 9 | 14 | 9 | 7 | 5 | 8 | 4 | 3 | 2 | 0 | 0 | 0 | Sint-Amands |
| 34 | 23 | 18 | 18 | 13 | 8 | 9 | 7 | 4 | 1 | 4 | 0 | 0 | Sint-Katelijne-Waver |
| 88 | 79 | 51 | 32 | 31 | 33 | 19 | 21 | 4 | 7 | 3 | 0 | 1 | Willebroek |
| 2.215 | 2.015 | 1.560 | 1.473 | 1.586 | 1.288 | 978 | 741 | 429 | 226 | 74 | 24 | 5 | Arr. de Turnhout |
| 121 | 119 | 75 | 80 | 77 | 44 | 35 | 24 | 17 | 6 | 5 | 1 | 0 | Arendonk |
| 103 | 97 | 63 | 72 | 74 | 70 | 52 | 43 | 19 | 13 | 3 | 2 | 0 | Baerle-Duc |
| 78 | 65 | 52 | 42 | 45 | 24 | 20 | 15 | 2 | 2 | 0 | 0 | 0 | Balen |
| 65 | 58 | 52 | 48 | 37 | 46 | 33 | 13 | 15 | 4 | 0 | 1 | 0 | Beerse |
| 48 | 22 | 23 | 15 | 27 | 17 | 9 | 6 | 3 | 0 | 1 | 0 | 0 | Dessel |
| 95 | 111 | 53 | 52 | 38 | 45 | 40 | 23 | 21 | 9 | 4 | 3 | 1 | Geel |
| 28 | 22 | 8 | 13 | 18 | 9 | 6 | 9 | 6 | 1 | 1 | 0 | 0 | Grobbendonk |
| 62 | 59 | 44 | 31 | 30 | 17 | 16 | 17 | 14 | 7 | 5 | 2 | 0 | Herentals |
| 6 | 5 | 7 | 4 | 5 | 3 | 2 | 2 | 0 | 1 | 0 | 0 | 0 | Herenthout |
| 25 | 17 | 13 | 9 | 9 | 8 | 2 | 9 | 4 | 0 | 0 | 1 | 0 | Herselt |
| 362 | 309 | 269 | 298 | 313 | 276 | 160 | 112 | 65 | 37 | 10 | 5 | 1 | Hoogstraten |
| 14 | 17 | 11 | 7 | 4 | 4 | 1 | 1 | 2 | 1 | 0 | 0 | 0 | Hulshout |
| 38 | 44 | 33 | 29 | 35 | 32 | 32 | 18 | 11 | 5 | 5 | 0 | 0 | Kasterlee |
| 16 | 17 | 23 | 14 | 9 | 9 | 6 | 4 | 0 | 2 | 0 | 0 | 1 | Laakdal |
| 31 | 31 | 25 | 22 | 26 | 10 | 12 | 10 | 4 | 3 | 2 | 1 | 0 | Lille |
| 13 | 17 | 15 | 11 | 10 | 5 | 5 | 5 | 1 | 0 | 0 | 0 | 0 | Meerhout |
| 44 | 39 | 43 | 21 | 30 | 23 | 8 | 11 | 7 | 1 | 1 | 1 | 0 | Merksplas |
| 163 | 175 | 121 | 104 | 99 | 73 | 52 | 54 | 32 | 9 | 1 | 0 | 0 | Mol |
| 14 | 20 | 12 | 5 | 14 | 6 | 3 | 8 | 3 | 0 | 1 | 0 | 0 | Olen |
| 90 | 83 | 64 | 91 | 154 | 100 | 115 | 91 | 30 | 17 | 6 | 1 | 0 | Oud-Turnhout |
| 330 | 297 | 250 | 242 | 269 | 223 | 164 | 134 | 75 | 47 | 6 | 5 | 1 | Ravels |
| 60 | 51 | 36 | 47 | 50 | 35 | 38 | 11 | 12 | 2 | 0 | 0 | 0 | Retie |
| 40 | 33 | 29 | 21 | 21 | 15 | 14 | 9 | 4 | 6 | 2 | 0 | 0 | Rijkevorsel |
| 279 | 206 | 168 | 143 | 140 | 140 | 123 | 89 | 64 | 36 | 17 | 1 | 0 | Turnhout |
| 10 | 16 | 10 | 5 | 2 | 3 | 7 | 2 | 1 | 2 | 1 | 0 | 0 | Vorselaar |
| 51 | 40 | 37 | 29 | 30 | 31 | 19 | 11 | 13 | 12 | 2 | 0 | 1 | Vosselaar |
| 29 | 45 | 24 | 18 | 20 | 20 | 4 | 10 | 4 | 3 | 1 | 0 | 0 | Westerlo |
| 6.595 | 6.193 | 5.484 | 4.869 | 4.504 | 3.654 | 3.117 | 2.533 | 1.612 | 829 | 254 | 89 | 18 | Prov. de Limbourg |
| 2.139 | 2.164 | 1.907 | 1.630 | 1.340 | 1.179 | 1.251 | 1.058 | 683 | 349 | 101 | 39 | 6 | Arr. de Hasselt |
| 41 | 57 | 45 | 35 | 25 | 16 | 14 | 15 | 9 | 6 | 2 | 2 | 0 | As |
| 205 | 193 | 199 | 165 | 134 | 117 | 101 | 75 | 65 | 28 | 9 | 5 | 0 | Beringen |
| 53 | 38 | 37 | 21 | 18 | 17 | 10 | 10 | 7 | 2 | 0 | 1 | 0 | Diepenbeek |
| 828 | 950 | 912 | 777 | 654 | 592 | 701 | 595 | 393 | 208 | 58 | 19 | 3 | Genk |
| 29 | 15 | 9 | 4 | 2 | 10 | 2 | 1 | 1 | 0 | 0 | 0 | 0 | Gingelom |
| 13 | 9 | 14 | 6 | 4 | 4 | 3 | 3 | 1 | 0 | 0 | 0 | 0 | Halen |
| 29 | 23 | 27 | 17 | 16 | 15 | 17 | 10 | 11 | 3 | 1 | 0 | 0 | Ham |
| 253 | 242 | 181 | 151 | 99 | 109 | 84 | 84 | 48 | 34 | 10 | 5 | 0 | Hasselt |
| 18 | 10 | 21 | 15 | 10 | 5 | 2 | 4 | 3 | 0 | 1 | 1 | 0 | Herck-la-Ville |
| 193 | 226 | 179 | 146 | 130 | 145 | 153 | 149 | 72 | 31 | 8 | 1 | 2 | Heusden-Zolder |
| 92 | 51 | 42 | 38 | 23 | 26 | 26 | 18 | 11 | 6 | 1 | 1 | 0 | Bourg-Léopold |
| 22 | 18 | 26 | 23 | 13 | 8 | 13 | 6 | 5 | 1 | 0 | 0 | 0 | Lummen |
| 14 | 11 | 4 | 6 | 3 | 2 | 2 | 0 | 0 | 1 | 0 | 0 | 0 | Nieuwerkerken |
| 71 | 63 | 38 | 32 | 36 | 26 | 16 | 8 | 10 | 9 | 2 | 0 | 0 | Opglabbeek |
| 101 | 85 | 46 | 62 | 53 | 26 | 33 | 21 | 15 | 6 | 2 | 2 | 0 | Saint-Trond |
| 23 | 29 | 19 | 25 | 26 | 14 | 13 | 13 | 8 | 2 | 0 | 0 | 0 | Tessenderlo |
| 85 | 73 | 54 | 51 | 39 | 18 | 23 | 17 | 10 | 8 | 4 | 2 | 1 | Zonhoven |
| 69 | 71 | 54 | 56 | 55 | 29 | 38 | 29 | 14 | 4 | 3 | 0 | 0 | Zutendaal |
| 2.440 | 2.224 | 1.898 | 1.846 | 1.833 | 1.403 | 1.041 | 793 | 499 | 273 | 100 | 28 | 7 | Arr. de Maaseik |
| 131 | 99 | 74 | 89 | 99 | 59 | 37 | 21 | 16 | 6 | 1 | 2 | 0 | Bocholt |
| 64 | 50 | 39 | 50 | 38 | 34 | 18 | 17 | 9 | 5 | 2 | 1 | 0 | Bree |
| 227 | 200 | 159 | 158 | 119 | 98 | 69 | 61 | 32 | 17 | 7 | 2 | 0 | Diisen-Stokkem |
| 302 | 270 | 265 | 262 | 319 | 271 | 198 | 144 | 104 | 62 | 34 | 8 | 2 | Hamont-Achel |
| 85 | 78 | 57 | 61 | 71 | 58 | 54 | 24 | 22 | 9 | 3 | 0 | 0 | Hechtel-Eksel |
| 306 | 376 | 358 | 283 | 206 | 190 | 178 | 180 | 106 | 68 | 18 | 8 | 2 | Houthalen-Helchteren |

Population au 1.1.2004

Population étrangère par groupe d'âges - par commune - Hommes et femmes (suite)

| | Total | Moins de 18 ans | De 18 à 64 ans | 65 ans et plus | Moins de 5 ans | De 5 à 9 ans | De 10 à 14 ans | De 15 à 19 ans | De 20 à 24 ans | De 25 à 29 ans | De 30 à 34 ans |
|-----------------------------------|---------------|-----------------|----------------|----------------|----------------|--------------|----------------|----------------|----------------|----------------|----------------|
| Kinrooi | 1.632 | 355 | 1.175 | 102 | 115 | 106 | 88 | 64 | 55 | 93 | 171 |
| Lommel | 3.632 | 632 | 2.640 | 360 | 197 | 193 | 153 | 145 | 170 | 248 | 322 |
| Maaseik | 2.519 | 350 | 1.859 | 310 | 108 | 85 | 109 | 85 | 129 | 175 | 266 |
| Meeuwen-Gruitrode | 532 | 118 | 377 | 37 | 30 | 32 | 40 | 25 | 22 | 27 | 65 |
| Neerpelt | 2.200 | 395 | 1.559 | 246 | 116 | 105 | 110 | 98 | 90 | 124 | 195 |
| Overpelt | 961 | 180 | 694 | 87 | 73 | 47 | 40 | 36 | 37 | 71 | 123 |
| Peer | 617 | 121 | 444 | 52 | 40 | 34 | 33 | 26 | 32 | 39 | 73 |
| Arr. de Tongres | 19.289 | 3.015 | 14.050 | 2.224 | 871 | 869 | 831 | 797 | 1.154 | 1.415 | 1.832 |
| Alken | 156 | 21 | 118 | 17 | 5 | 7 | 5 | 8 | 15 | 13 | 16 |
| Bilzen | 1.450 | 286 | 1.071 | 93 | 77 | 85 | 87 | 61 | 72 | 117 | 164 |
| Looz | 192 | 31 | 143 | 18 | 4 | 10 | 10 | 13 | 9 | 12 | 17 |
| Heers | 119 | 33 | 80 | 6 | 14 | 7 | 9 | 5 | 4 | 7 | 13 |
| Herstappe | 0 | 0 | 0 | 0 | 0 | 0 | 0 | 0 | 0 | 0 | 0 |
| Hoeselt | 229 | 28 | 181 | 20 | 7 | 4 | 13 | 12 | 13 | 19 | 18 |
| Kortesseme | 118 | 10 | 97 | 11 | 0 | 4 | 2 | 6 | 8 | 13 | 15 |
| Lanaken | 6.041 | 1.084 | 4.282 | 675 | 362 | 307 | 265 | 248 | 416 | 398 | 543 |
| Maasmechelen | 6.657 | 720 | 4.908 | 1.029 | 187 | 207 | 208 | 225 | 331 | 520 | 668 |
| Riemst | 2.411 | 509 | 1.736 | 166 | 139 | 157 | 142 | 142 | 211 | 195 | 191 |
| Tongres | 844 | 111 | 645 | 88 | 29 | 27 | 31 | 37 | 39 | 57 | 85 |
| Fourons | 986 | 176 | 714 | 96 | 45 | 53 | 57 | 38 | 32 | 58 | 87 |
| Wellen | 86 | 6 | 75 | 5 | 2 | 1 | 2 | 2 | 4 | 6 | 15 |
| Prov. de Flandre orientale | 36.540 | 6.097 | 27.595 | 2.848 | 1.762 | 1.607 | 1.655 | 1.932 | 3.357 | 4.518 | 4.422 |
| Arr. d'Alost | 3.597 | 624 | 2.689 | 284 | 177 | 169 | 182 | 184 | 255 | 389 | 441 |
| Alost | 1.588 | 261 | 1.184 | 143 | 69 | 82 | 65 | 93 | 145 | 182 | 193 |
| Denderleeuw | 247 | 48 | 181 | 18 | 8 | 17 | 19 | 11 | 9 | 24 | 39 |
| Erpe-Mere | 157 | 35 | 115 | 7 | 9 | 10 | 12 | 5 | 10 | 15 | 18 |
| Grammont | 514 | 126 | 364 | 24 | 41 | 25 | 41 | 28 | 22 | 44 | 54 |
| Haaltert | 148 | 21 | 115 | 12 | 6 | 6 | 7 | 5 | 11 | 14 | 22 |
| Herzele | 96 | 17 | 70 | 9 | 5 | 4 | 5 | 5 | 3 | 8 | 10 |
| Lede | 80 | 3 | 66 | 11 | 0 | 1 | 1 | 3 | 9 | 7 | 8 |
| Ninove | 548 | 91 | 411 | 46 | 32 | 17 | 27 | 26 | 32 | 70 | 69 |
| Sint-Lievens-Houtem | 59 | 9 | 48 | 2 | 3 | 1 | 3 | 5 | 2 | 8 | 7 |
| Zottegem | 160 | 13 | 135 | 12 | 4 | 6 | 2 | 3 | 12 | 17 | 21 |
| Arr. de Termonde | 2.788 | 497 | 2.096 | 195 | 148 | 119 | 137 | 169 | 284 | 336 | 347 |
| Berlare | 110 | 10 | 93 | 7 | 3 | 2 | 3 | 3 | 4 | 6 | 21 |
| Buggenhout | 103 | 12 | 82 | 9 | 3 | 5 | 2 | 5 | 7 | 17 | 17 |
| Termonde | 632 | 115 | 469 | 48 | 18 | 34 | 37 | 41 | 52 | 73 | 83 |
| Hamme | 375 | 63 | 282 | 30 | 21 | 12 | 16 | 24 | 58 | 48 | 41 |
| Laarne | 93 | 10 | 74 | 9 | 7 | 0 | 0 | 5 | 5 | 11 | 16 |
| Lebbeke | 184 | 25 | 142 | 17 | 13 | 4 | 6 | 9 | 19 | 17 | 32 |
| Waasmunster | 189 | 34 | 143 | 12 | 5 | 10 | 13 | 12 | 16 | 21 | 13 |
| Wetteren | 332 | 52 | 263 | 17 | 10 | 9 | 21 | 22 | 40 | 43 | 41 |
| Wichelen | 86 | 19 | 65 | 2 | 10 | 4 | 2 | 5 | 4 | 10 | 13 |
| Zele | 684 | 157 | 483 | 44 | 58 | 39 | 37 | 43 | 79 | 90 | 70 |
| Arr. d'Eeklo | 1.824 | 173 | 1.380 | 271 | 41 | 47 | 56 | 53 | 73 | 143 | 165 |
| Assenede | 283 | 31 | 215 | 37 | 9 | 8 | 10 | 5 | 10 | 20 | 23 |
| Eeklo | 328 | 32 | 255 | 41 | 9 | 8 | 8 | 12 | 20 | 47 | 35 |
| Kaprijke | 87 | 15 | 65 | 7 | 5 | 4 | 4 | 3 | 3 | 5 | 4 |
| Maldegem | 319 | 19 | 258 | 42 | 7 | 3 | 5 | 11 | 14 | 20 | 36 |
| Sint-Laureins | 200 | 16 | 144 | 40 | 3 | 3 | 8 | 3 | 5 | 11 | 22 |
| Zelzate | 607 | 60 | 443 | 104 | 8 | 21 | 21 | 19 | 21 | 40 | 45 |
| Arr. de Gand | 19.289 | 3.014 | 14.896 | 1.379 | 896 | 805 | 790 | 973 | 1.984 | 2.752 | 2.480 |
| Aalter | 221 | 26 | 181 | 14 | 10 | 9 | 5 | 4 | 21 | 51 | 29 |
| De Pinte | 141 | 28 | 95 | 18 | 10 | 10 | 2 | 8 | 1 | 6 | 15 |
| Deinze | 428 | 63 | 336 | 29 | 21 | 17 | 12 | 24 | 31 | 53 | 62 |
| Destelbergen | 232 | 20 | 195 | 17 | 4 | 6 | 5 | 9 | 19 | 22 | 26 |
| Evergem | 392 | 39 | 309 | 44 | 12 | 12 | 9 | 9 | 19 | 28 | 50 |
| Gavere | 88 | 9 | 73 | 6 | 2 | 3 | 1 | 5 | 5 | 4 | 12 |
| Gand | 15.851 | 2.603 | 12.211 | 1.037 | 762 | 688 | 695 | 861 | 1.812 | 2.405 | 2.044 |
| Knesselare | 77 | 6 | 66 | 5 | 0 | 2 | 3 | 2 | 2 | 8 | 6 |
| Lochristi | 242 | 34 | 181 | 27 | 12 | 7 | 10 | 8 | 10 | 22 | 37 |
| Lovendegem | 127 | 16 | 96 | 15 | 6 | 6 | 0 | 6 | 4 | 12 | 22 |
| Melle | 152 | 26 | 113 | 13 | 10 | 4 | 9 | 6 | 8 | 17 | 21 |

Population au 1.1.2004

| De 35 à 39 ans | De 40 à 44 ans | De 45 à 49 ans | De 50 à 54 ans | De 55 à 59 ans | De 60 à 64 ans | De 65 à 69 ans | De 70 à 74 ans | De 75 à 79 ans | De 80 à 84 ans | De 85 à 89 ans | De 90 à 94 ans | 95 ans et plus | |
|----------------|----------------|----------------|----------------|----------------|----------------|----------------|----------------|----------------|----------------|----------------|----------------|----------------|-----------------------------------|
| 209 | 171 | 147 | 132 | 114 | 65 | 38 | 31 | 14 | 11 | 6 | 1 | 1 | Kinrooi |
| 408 | 358 | 279 | 273 | 317 | 209 | 154 | 94 | 62 | 38 | 5 | 5 | 2 | Lommel |
| 227 | 231 | 202 | 220 | 214 | 158 | 103 | 101 | 66 | 30 | 10 | 0 | 0 | Maaseik |
| 65 | 52 | 40 | 36 | 38 | 23 | 14 | 20 | 0 | 3 | 0 | 0 | 0 | Meeuwen-Gruitrode |
| 225 | 182 | 168 | 175 | 196 | 170 | 113 | 61 | 46 | 17 | 8 | 1 | 0 | Neerpelt |
| 115 | 88 | 66 | 66 | 75 | 37 | 39 | 28 | 13 | 6 | 1 | 0 | 0 | Overpelt |
| 76 | 69 | 44 | 41 | 27 | 31 | 26 | 11 | 9 | 1 | 5 | 0 | 0 | Peer |
| 2.016 | 1.805 | 1.679 | 1.393 | 1.331 | 1.072 | 825 | 682 | 430 | 207 | 53 | 22 | 5 | Arr. de Tongres |
| 20 | 12 | 21 | 8 | 4 | 5 | 2 | 5 | 5 | 3 | 2 | 0 | 0 | Alken |
| 187 | 140 | 119 | 108 | 83 | 57 | 33 | 34 | 18 | 6 | 2 | 0 | 0 | Bilzen |
| 26 | 15 | 18 | 11 | 19 | 10 | 6 | 2 | 4 | 3 | 0 | 2 | 1 | Looz |
| 15 | 20 | 7 | 4 | 3 | 5 | 2 | 2 | 2 | 0 | 0 | 0 | 0 | Heers |
| 0 | 0 | 0 | 0 | 0 | 0 | 0 | 0 | 0 | 0 | 0 | 0 | 0 | Herstappe |
| 29 | 26 | 19 | 18 | 17 | 14 | 9 | 7 | 3 | 1 | 0 | 0 | 0 | Hoeselt |
| 17 | 13 | 11 | 7 | 5 | 6 | 6 | 2 | 1 | 2 | 0 | 0 | 0 | Kortessem |
| 596 | 563 | 423 | 400 | 449 | 396 | 260 | 213 | 129 | 55 | 13 | 3 | 2 | Lanaken |
| 665 | 619 | 651 | 513 | 449 | 385 | 376 | 320 | 201 | 96 | 24 | 11 | 1 | Maasmechelen |
| 261 | 195 | 213 | 165 | 149 | 85 | 69 | 49 | 30 | 13 | 4 | 1 | 0 | Riemst |
| 83 | 86 | 93 | 64 | 74 | 51 | 30 | 19 | 21 | 11 | 3 | 3 | 1 | Tongres |
| 100 | 105 | 96 | 89 | 76 | 54 | 31 | 27 | 15 | 16 | 5 | 2 | 0 | Fourons |
| 17 | 11 | 8 | 6 | 3 | 4 | 1 | 2 | 1 | 1 | 0 | 0 | 0 | Wellen |
| 3.931 | 3.011 | 2.357 | 1.973 | 1.757 | 1.410 | 1.066 | 754 | 487 | 368 | 110 | 48 | 15 | Prov. de Flandre orientale |
| 438 | 344 | 244 | 187 | 180 | 123 | 111 | 70 | 51 | 41 | 8 | 3 | 0 | Arr. d'Alost |
| 173 | 126 | 100 | 79 | 80 | 58 | 55 | 36 | 23 | 23 | 5 | 1 | 0 | Alost |
| 28 | 23 | 13 | 13 | 17 | 8 | 7 | 6 | 2 | 2 | 1 | 0 | 0 | Denderleeuw |
| 21 | 17 | 14 | 7 | 7 | 5 | 3 | 1 | 3 | 0 | 0 | 0 | 0 | Erpe-Mere |
| 67 | 55 | 38 | 27 | 32 | 16 | 11 | 4 | 4 | 3 | 1 | 1 | 0 | Grammont |
| 21 | 24 | 8 | 6 | 5 | 1 | 1 | 5 | 3 | 2 | 0 | 1 | 0 | Haaltert |
| 16 | 10 | 11 | 4 | 4 | 2 | 2 | 0 | 5 | 2 | 0 | 0 | 0 | Herzele |
| 10 | 10 | 9 | 5 | 3 | 3 | 2 | 4 | 3 | 1 | 1 | 0 | 0 | Lede |
| 66 | 59 | 35 | 29 | 18 | 22 | 25 | 9 | 6 | 6 | 0 | 0 | 0 | Ninove |
| 8 | 5 | 2 | 7 | 4 | 2 | 1 | 1 | 0 | 0 | 0 | 0 | 0 | Sint-Lievens-Houtem |
| 28 | 15 | 14 | 10 | 10 | 6 | 4 | 4 | 2 | 2 | 0 | 0 | 0 | Zottegem |
| 270 | 217 | 174 | 176 | 121 | 95 | 66 | 56 | 38 | 23 | 6 | 4 | 2 | Arr. de Termonde |
| 13 | 15 | 10 | 12 | 3 | 8 | 1 | 1 | 1 | 2 | 2 | 0 | 0 | Berlare |
| 5 | 9 | 6 | 8 | 4 | 6 | 0 | 2 | 6 | 1 | 0 | 0 | 0 | Buggenhout |
| 65 | 51 | 40 | 38 | 29 | 23 | 16 | 11 | 11 | 7 | 2 | 0 | 1 | Termonde |
| 35 | 24 | 19 | 24 | 14 | 9 | 13 | 12 | 2 | 2 | 1 | 0 | 0 | Hamme |
| 10 | 7 | 6 | 9 | 3 | 5 | 1 | 3 | 2 | 2 | 0 | 1 | 0 | Laarne |
| 19 | 15 | 11 | 14 | 6 | 2 | 5 | 5 | 3 | 2 | 0 | 1 | 1 | Lebbeke |
| 19 | 18 | 15 | 7 | 15 | 13 | 5 | 1 | 4 | 1 | 0 | 1 | 0 | Waasmunster |
| 41 | 23 | 28 | 21 | 12 | 4 | 5 | 3 | 5 | 3 | 1 | 0 | 0 | Wetteren |
| 11 | 7 | 6 | 3 | 6 | 3 | 1 | 0 | 0 | 1 | 0 | 0 | 0 | Wichelen |
| 52 | 48 | 33 | 40 | 29 | 22 | 19 | 18 | 4 | 2 | 0 | 1 | 0 | Zele |
| 231 | 183 | 142 | 155 | 153 | 111 | 84 | 66 | 59 | 40 | 15 | 5 | 2 | Arr. d'Eeklo |
| 45 | 24 | 19 | 23 | 28 | 22 | 8 | 12 | 4 | 10 | 3 | 0 | 0 | Assenede |
| 35 | 36 | 27 | 25 | 18 | 7 | 11 | 8 | 11 | 5 | 4 | 1 | 1 | Eeklo |
| 17 | 9 | 8 | 10 | 5 | 3 | 1 | 2 | 3 | 1 | 0 | 0 | 0 | Kaprijke |
| 43 | 43 | 25 | 29 | 24 | 17 | 13 | 13 | 10 | 4 | 1 | 1 | 0 | Maldegem |
| 26 | 20 | 21 | 13 | 13 | 12 | 10 | 7 | 10 | 10 | 1 | 2 | 0 | Sint-Laureins |
| 65 | 51 | 42 | 55 | 65 | 50 | 41 | 24 | 21 | 10 | 6 | 1 | 1 | Zelzate |
| 2.067 | 1.515 | 1.166 | 936 | 837 | 709 | 526 | 371 | 223 | 174 | 56 | 22 | 7 | Arr. de Gand |
| 29 | 17 | 12 | 9 | 6 | 5 | 2 | 4 | 4 | 4 | 0 | 0 | 0 | Aalter |
| 15 | 16 | 12 | 8 | 13 | 7 | 3 | 5 | 5 | 4 | 0 | 1 | 0 | De Pinte |
| 50 | 37 | 37 | 22 | 25 | 8 | 6 | 6 | 8 | 3 | 2 | 3 | 1 | Deinze |
| 33 | 23 | 22 | 18 | 13 | 15 | 6 | 5 | 3 | 3 | 0 | 0 | 0 | Destelbergen |
| 57 | 37 | 32 | 20 | 35 | 28 | 17 | 8 | 10 | 9 | 0 | 0 | 0 | Evergem |
| 13 | 12 | 10 | 8 | 3 | 4 | 0 | 1 | 1 | 2 | 1 | 0 | 1 | Gavere |
| 1.607 | 1.176 | 896 | 715 | 616 | 537 | 424 | 292 | 157 | 110 | 39 | 12 | 3 | Gand |
| 18 | 11 | 9 | 5 | 4 | 2 | 1 | 3 | 0 | 1 | 0 | 0 | 0 | Knesselare |
| 18 | 28 | 20 | 17 | 18 | 8 | 4 | 12 | 4 | 3 | 3 | 1 | 0 | Lochristi |
| 15 | 8 | 7 | 11 | 9 | 6 | 2 | 2 | 4 | 5 | 1 | 1 | 0 | Lovendegem |
| 16 | 14 | 11 | 4 | 5 | 14 | 3 | 2 | 1 | 3 | 3 | 1 | 0 | Melle |

Population au 1.1.2004

Population étrangère par groupe d'âges - par commune - Hommes et femmes (suite)

| | Total | Moins de 18 ans | De 18 à 64 ans | 65 ans et plus | Moins de 5 ans | De 5 à 9 ans | De 10 à 14 ans | De 15 à 19 ans | De 20 à 24 ans | De 25 à 29 ans | De 30 à 34 ans |
|---------------------------------|---------------|-----------------|----------------|----------------|----------------|--------------|----------------|----------------|----------------|----------------|----------------|
| Merelbeke | 265 | 37 | 205 | 23 | 11 | 13 | 8 | 8 | 14 | 26 | 32 |
| Moerbeke | 172 | 13 | 126 | 33 | 4 | 3 | 5 | 2 | 2 | 12 | 16 |
| Nazareth | 115 | 18 | 81 | 16 | 6 | 4 | 3 | 5 | 4 | 9 | 11 |
| Nevele | 69 | 7 | 60 | 2 | 5 | 2 | 0 | 0 | 1 | 10 | 9 |
| Oosterzele | 80 | 10 | 64 | 6 | 4 | 4 | 2 | 0 | 5 | 9 | 11 |
| Sint-Martens-Latem | 196 | 13 | 157 | 26 | 2 | 2 | 8 | 2 | 6 | 15 | 29 |
| Waarschoot | 66 | 15 | 49 | 2 | 6 | 6 | 3 | 1 | 1 | 5 | 9 |
| Wachtebeke | 187 | 15 | 145 | 27 | 6 | 6 | 2 | 4 | 7 | 10 | 21 |
| Zomergem | 57 | 5 | 43 | 9 | 1 | 1 | 3 | 0 | 2 | 6 | 5 |
| Zulte | 131 | 11 | 110 | 10 | 2 | 0 | 5 | 9 | 10 | 22 | 13 |
| Arr. d'Audenarde | 1.852 | 344 | 1.358 | 150 | 95 | 86 | 102 | 97 | 118 | 152 | 216 |
| Brakel | 99 | 9 | 79 | 11 | 1 | 2 | 2 | 5 | 3 | 8 | 18 |
| Horebeke | 8 | 1 | 6 | 1 | 0 | 0 | 1 | 0 | 0 | 2 | 2 |
| Kluisbergen | 63 | 9 | 52 | 2 | 2 | 2 | 3 | 2 | 4 | 4 | 10 |
| Kruishoutem | 72 | 15 | 52 | 5 | 3 | 5 | 6 | 4 | 7 | 3 | 6 |
| Lierde | 35 | 10 | 22 | 3 | 2 | 2 | 2 | 4 | 1 | 6 | 5 |
| Maarkedal | 46 | 4 | 35 | 7 | 0 | 1 | 2 | 1 | 0 | 2 | 3 |
| Audenarde | 368 | 73 | 275 | 20 | 16 | 13 | 31 | 23 | 25 | 31 | 42 |
| Renaix | 1.029 | 216 | 722 | 91 | 69 | 60 | 53 | 56 | 72 | 88 | 106 |
| Wortegem-Petegem | 28 | 3 | 25 | 0 | 2 | 0 | 0 | 1 | 0 | 3 | 9 |
| Zingem | 51 | 2 | 45 | 4 | 0 | 1 | 1 | 0 | 4 | 5 | 6 |
| Zwalm | 53 | 2 | 45 | 6 | 0 | 0 | 1 | 1 | 2 | 0 | 9 |
| Arr. de Saint-Nicolas | 7.190 | 1.445 | 5.176 | 569 | 405 | 381 | 388 | 456 | 643 | 746 | 773 |
| Beveren | 749 | 110 | 560 | 79 | 24 | 36 | 31 | 31 | 49 | 69 | 81 |
| Kruikebeke | 217 | 32 | 166 | 19 | 4 | 6 | 7 | 20 | 17 | 25 | 26 |
| Lokeren | 1.994 | 537 | 1.344 | 113 | 146 | 142 | 159 | 158 | 207 | 218 | 178 |
| Sint-Gillis-Waas | 436 | 42 | 339 | 55 | 10 | 11 | 10 | 18 | 23 | 35 | 39 |
| Saint-Nicolas | 2.380 | 479 | 1.739 | 162 | 154 | 115 | 121 | 147 | 256 | 279 | 303 |
| Stekene | 567 | 42 | 435 | 90 | 10 | 10 | 12 | 21 | 24 | 25 | 47 |
| Tamise | 847 | 203 | 593 | 51 | 57 | 61 | 48 | 61 | 67 | 95 | 99 |
| Prov. de Brabant flamand | 61.226 | 12.078 | 44.903 | 4.245 | 3.097 | 3.539 | 3.456 | 3.324 | 4.466 | 5.377 | 6.162 |
| Arr. de Hal-Vilvorde | 39.858 | 8.157 | 28.574 | 3.127 | 1.925 | 2.426 | 2.412 | 2.303 | 2.296 | 2.596 | 3.568 |
| Affligem | 162 | 23 | 124 | 15 | 8 | 6 | 7 | 4 | 9 | 15 | 23 |
| Asse | 1.293 | 258 | 974 | 61 | 74 | 66 | 66 | 96 | 92 | 128 | 146 |
| Beersel | 1.409 | 268 | 1.028 | 113 | 36 | 76 | 89 | 94 | 70 | 66 | 129 |
| Biéville | 37 | 3 | 29 | 5 | 1 | 1 | 1 | 0 | 0 | 3 | 5 |
| Dilbeek | 1.814 | 244 | 1.398 | 172 | 56 | 76 | 60 | 84 | 103 | 139 | 218 |
| Drogenbos | 495 | 82 | 361 | 52 | 20 | 25 | 18 | 29 | 23 | 42 | 57 |
| Gammerages | 80 | 15 | 60 | 5 | 4 | 5 | 2 | 5 | 3 | 5 | 6 |
| Gooik | 76 | 6 | 63 | 7 | 4 | 1 | 1 | 1 | 2 | 5 | 9 |
| Grimbergen | 1.792 | 207 | 1.387 | 198 | 71 | 44 | 54 | 64 | 117 | 163 | 249 |
| Hal | 1.311 | 265 | 945 | 101 | 48 | 78 | 92 | 71 | 84 | 134 | 134 |
| Herne | 94 | 13 | 70 | 11 | 4 | 4 | 2 | 7 | 1 | 8 | 11 |
| Hoeilaart | 1.467 | 378 | 993 | 96 | 90 | 120 | 116 | 92 | 65 | 47 | 100 |
| Kampenhout | 326 | 64 | 236 | 26 | 16 | 19 | 16 | 19 | 12 | 13 | 27 |
| Kapelle-op-den-Bos | 112 | 12 | 91 | 9 | 6 | 2 | 3 | 2 | 6 | 8 | 14 |
| Kraainem | 3.254 | 833 | 2.202 | 219 | 180 | 275 | 250 | 225 | 230 | 129 | 169 |
| Lennik | 124 | 18 | 96 | 10 | 7 | 6 | 3 | 5 | 3 | 7 | 24 |
| Liedekerke | 163 | 34 | 121 | 8 | 7 | 11 | 8 | 11 | 4 | 18 | 25 |
| Linkebeek | 434 | 89 | 307 | 38 | 20 | 31 | 26 | 24 | 15 | 30 | 30 |
| Londerzeel | 219 | 35 | 168 | 16 | 4 | 8 | 15 | 12 | 8 | 17 | 21 |
| Machelen | 923 | 123 | 732 | 68 | 29 | 34 | 33 | 42 | 48 | 96 | 130 |
| Meise | 630 | 85 | 502 | 43 | 20 | 24 | 27 | 23 | 40 | 42 | 77 |
| Merchtem | 256 | 42 | 195 | 19 | 17 | 8 | 10 | 12 | 10 | 25 | 37 |
| Opwijk | 122 | 27 | 91 | 4 | 3 | 10 | 9 | 6 | 6 | 11 | 11 |
| Overijse | 4.762 | 1.273 | 3.170 | 319 | 306 | 369 | 403 | 321 | 205 | 175 | 276 |
| Pepingen | 43 | 4 | 35 | 4 | 1 | 0 | 2 | 3 | 0 | 3 | 6 |
| Roosdaal | 133 | 23 | 107 | 3 | 4 | 5 | 5 | 11 | 5 | 9 | 20 |
| Rhode-Saint-Genèse | 2.892 | 784 | 1.918 | 190 | 171 | 230 | 257 | 189 | 161 | 159 | 177 |
| Sint-Pieters-Leeuw | 2.481 | 364 | 1.901 | 216 | 69 | 96 | 129 | 124 | 181 | 185 | 274 |
| Steenokkerzeel | 361 | 52 | 284 | 25 | 13 | 13 | 14 | 21 | 14 | 25 | 42 |
| Ternat | 238 | 37 | 184 | 17 | 11 | 8 | 12 | 10 | 11 | 17 | 35 |
| Vilvorde | 3.790 | 541 | 2.738 | 511 | 148 | 153 | 133 | 192 | 267 | 334 | 416 |

Population au 1.1.2004

| De 35 à 39 ans | De 40 à 44 ans | De 45 à 49 ans | De 50 à 54 ans | De 55 à 59 ans | De 60 à 64 ans | De 65 à 69 ans | De 70 à 74 ans | De 75 à 79 ans | De 80 à 84 ans | De 85 à 89 ans | De 90 à 94 ans | 95 ans et plus | |
|-------------------|-------------------|-------------------|----------------------|-------------------|----------------------|----------------------|----------------------|-------------------|-------------------|----------------------|-------------------|-------------------|---------------------------------|
| 42 | 27 | 20 | 16 | 15 | 10 | 7 | 4 | 5 | 6 | 1 | 0 | 0 | Merelbeke |
| 18 | 15 | 14 | 25 | 14 | 9 | 15 | 6 | 6 | 5 | 0 | 1 | 0 | Moerbeke |
| 25 | 12 | 10 | 5 | 3 | 2 | 5 | 1 | 4 | 4 | 1 | 1 | 0 | Nazareth |
| 15 | 6 | 7 | 5 | 1 | 6 | 0 | 0 | 0 | 0 | 1 | 0 | 1 | Nevele |
| 12 | 15 | 5 | 2 | 3 | 2 | 3 | 0 | 0 | 2 | 1 | 0 | 0 | Oosterzele |
| 19 | 23 | 11 | 17 | 18 | 18 | 9 | 9 | 3 | 2 | 1 | 1 | 1 | Sint-Martens-Latem |
| 9 | 6 | 4 | 6 | 5 | 3 | 1 | 1 | 0 | 0 | 0 | 0 | 0 | Waarschoot |
| 24 | 16 | 12 | 16 | 21 | 15 | 7 | 7 | 6 | 6 | 1 | 0 | 0 | Wachtebeke |
| 10 | 7 | 6 | 2 | 3 | 2 | 5 | 2 | 0 | 1 | 1 | 0 | 0 | Zomergem |
| 22 | 9 | 9 | 5 | 7 | 8 | 6 | 1 | 2 | 1 | 0 | 0 | 0 | Zulte |
| 223 | 181 | 140 | 119 | 107 | 66 | 51 | 39 | 28 | 18 | 7 | 6 | 1 | Arr. d'Audenarde |
| 15 | 11 | 8 | 10 | 5 | 0 | 2 | 5 | 2 | 1 | 0 | 1 | 0 | Brakel |
| 0 | 1 | 1 | 0 | 0 | 0 | 0 | 0 | 0 | 0 | 1 | 0 | 0 | Horebeke |
| 7 | 7 | 4 | 7 | 5 | 4 | 0 | 0 | 1 | 1 | 0 | 0 | 0 | Kluisbergen |
| 7 | 9 | 8 | 3 | 4 | 2 | 2 | 0 | 0 | 3 | 0 | 0 | 0 | Kruishoutem |
| 3 | 4 | 2 | 1 | 0 | 0 | 3 | 0 | 0 | 0 | 0 | 0 | 0 | Lierde |
| 6 | 5 | 6 | 6 | 3 | 4 | 1 | 3 | 2 | 0 | 0 | 1 | 0 | Maarkedal |
| 49 | 40 | 24 | 20 | 20 | 14 | 9 | 2 | 5 | 2 | 0 | 2 | 0 | Audenarde |
| 115 | 89 | 72 | 57 | 62 | 39 | 29 | 27 | 16 | 11 | 5 | 2 | 1 | Renaix |
| 5 | 3 | 1 | 3 | 1 | 0 | 0 | 0 | 0 | 0 | 0 | 0 | 0 | Wortegem-Petegem |
| 7 | 4 | 7 | 7 | 3 | 2 | 2 | 0 | 1 | 0 | 1 | 0 | 0 | Zingem |
| 9 | 8 | 7 | 5 | 4 | 1 | 3 | 2 | 1 | 0 | 0 | 0 | 0 | Zwalm |
| 702 | 571 | 491 | 400 | 359 | 306 | 228 | 152 | 88 | 72 | 18 | 8 | 3 | Arr. de Saint-Nicolas |
| 83 | 68 | 73 | 55 | 43 | 27 | 20 | 22 | 16 | 14 | 7 | 0 | 0 | Beveren |
| 22 | 12 | 16 | 18 | 11 | 14 | 8 | 5 | 3 | 2 | 0 | 1 | 0 | Kruibeke |
| 177 | 136 | 109 | 94 | 78 | 79 | 58 | 27 | 15 | 11 | 1 | 0 | 1 | Lokeren |
| 50 | 54 | 28 | 33 | 41 | 29 | 22 | 14 | 7 | 9 | 2 | 1 | 0 | Sint-Gillis-Waas |
| 224 | 186 | 147 | 110 | 98 | 78 | 62 | 42 | 27 | 19 | 6 | 5 | 1 | Saint-Nicolas |
| 70 | 58 | 58 | 49 | 47 | 46 | 36 | 31 | 12 | 9 | 1 | 0 | 1 | Stekene |
| 76 | 57 | 60 | 41 | 41 | 33 | 22 | 11 | 8 | 8 | 1 | 1 | 0 | Tamise |
| 6.885 | 6.127 | 5.034 | 4.014 | 3.290 | 2.210 | 1.596 | 1.159 | 822 | 457 | 136 | 61 | 14 | Prov. de Brabant flamand |
| 4.523 | 4.313 | 3.617 | 2.854 | 2.345 | 1.553 | 1.140 | 857 | 630 | 347 | 99 | 43 | 11 | Arr. de Hal-Vilvorde |
| 17 | 18 | 15 | 7 | 10 | 8 | 6 | 1 | 2 | 1 | 4 | 1 | 0 | Affligem |
| 147 | 141 | 112 | 73 | 54 | 37 | 19 | 16 | 16 | 8 | 1 | 1 | 0 | Asse |
| 171 | 191 | 140 | 112 | 72 | 50 | 37 | 33 | 21 | 13 | 4 | 4 | 1 | Beersel |
| 5 | 6 | 0 | 3 | 6 | 1 | 2 | 0 | 2 | 0 | 1 | 0 | 0 | Biéville |
| 243 | 208 | 174 | 120 | 108 | 53 | 47 | 39 | 44 | 29 | 7 | 5 | 1 | Dilbeek |
| 55 | 48 | 49 | 38 | 21 | 18 | 15 | 18 | 12 | 2 | 2 | 2 | 1 | Drogenbos |
| 11 | 11 | 6 | 10 | 1 | 6 | 2 | 1 | 1 | 1 | 0 | 0 | 0 | Gammerages |
| 17 | 12 | 9 | 3 | 5 | 0 | 4 | 1 | 2 | 0 | 0 | 0 | 0 | Gooik |
| 202 | 165 | 154 | 124 | 116 | 71 | 57 | 63 | 43 | 29 | 6 | 0 | 0 | Grimbergen |
| 142 | 128 | 111 | 70 | 65 | 53 | 38 | 20 | 24 | 12 | 5 | 2 | 0 | Hal |
| 10 | 6 | 7 | 9 | 10 | 4 | 5 | 1 | 2 | 3 | 0 | 0 | 0 | Herne |
| 176 | 172 | 141 | 117 | 90 | 45 | 40 | 27 | 18 | 10 | 0 | 1 | 0 | Hoeilaart |
| 49 | 39 | 38 | 23 | 17 | 12 | 10 | 6 | 8 | 2 | 0 | 0 | 0 | Kampenhout |
| 21 | 9 | 11 | 7 | 8 | 6 | 4 | 3 | 1 | 0 | 1 | 0 | 0 | Kapelle-op-den-Bos |
| 296 | 365 | 290 | 266 | 213 | 147 | 74 | 59 | 51 | 31 | 2 | 2 | 0 | Kraainem |
| 17 | 9 | 11 | 7 | 7 | 8 | 4 | 3 | 1 | 0 | 1 | 1 | 0 | Lennik |
| 24 | 20 | 9 | 9 | 4 | 5 | 2 | 4 | 0 | 0 | 1 | 0 | 1 | Liedekerke |
| 62 | 40 | 45 | 25 | 28 | 20 | 6 | 15 | 11 | 2 | 2 | 1 | 1 | Linkebeek |
| 32 | 36 | 21 | 12 | 13 | 4 | 9 | 4 | 2 | 1 | 0 | 0 | 0 | Londerzeel |
| 124 | 91 | 78 | 63 | 47 | 40 | 22 | 31 | 10 | 3 | 1 | 1 | 0 | Machelen |
| 81 | 67 | 61 | 58 | 41 | 26 | 17 | 9 | 11 | 3 | 2 | 1 | 0 | Meise |
| 31 | 29 | 11 | 18 | 19 | 10 | 9 | 6 | 3 | 1 | 0 | 0 | 0 | Merchtem |
| 28 | 12 | 10 | 7 | 4 | 1 | 4 | 0 | 0 | 0 | 0 | 0 | 0 | Opwijk |
| 506 | 523 | 429 | 388 | 308 | 234 | 149 | 77 | 46 | 28 | 11 | 6 | 2 | Overijse |
| 5 | 4 | 4 | 5 | 4 | 2 | 2 | 0 | 1 | 0 | 1 | 0 | 0 | Pepingen |
| 22 | 20 | 12 | 6 | 7 | 4 | 0 | 2 | 0 | 0 | 1 | 0 | 0 | Roosdaal |
| 317 | 287 | 256 | 198 | 185 | 115 | 70 | 47 | 50 | 16 | 7 | 0 | 0 | Rhode-Saint-Genèse |
| 286 | 292 | 230 | 164 | 140 | 95 | 81 | 64 | 40 | 24 | 6 | 1 | 0 | Sint-Pieters-Leeuw |
| 48 | 39 | 49 | 25 | 22 | 11 | 8 | 5 | 4 | 6 | 0 | 2 | 0 | Steenokkerzeel |
| 30 | 28 | 19 | 16 | 13 | 11 | 4 | 5 | 5 | 3 | 0 | 0 | 0 | Ternat |
| 391 | 351 | 324 | 239 | 193 | 138 | 173 | 159 | 105 | 54 | 17 | 2 | 1 | Vilvorde |

Population au 1.1.2004

Population étrangère par groupe d'âges - par commune - Hommes et femmes (suite)

| | Total | Moins de 18 ans | De 18 à 64 ans | 65 ans et plus | Moins de 5 ans | De 5 à 9 ans | De 10 à 14 ans | De 15 à 19 ans | De 20 à 24 ans | De 25 à 29 ans | De 30 à 34 ans |
|-------------------------------------|---------------|-----------------|----------------|----------------|----------------|--------------|----------------|----------------|----------------|----------------|----------------|
| Wemmel | 1.112 | 151 | 845 | 116 | 50 | 40 | 37 | 37 | 71 | 112 | 135 |
| Wezembeek-Oppeem | 2.764 | 788 | 1.809 | 167 | 194 | 274 | 206 | 191 | 142 | 98 | 134 |
| Zaventem | 4.277 | 974 | 3.076 | 227 | 221 | 296 | 298 | 259 | 270 | 298 | 363 |
| Zemst | 412 | 42 | 334 | 36 | 12 | 12 | 8 | 17 | 18 | 30 | 38 |
| Arr. de Louvain | 21.368 | 3.921 | 16.329 | 1.118 | 1.172 | 1.113 | 1.044 | 1.021 | 2.170 | 2.781 | 2.594 |
| Aarschot | 320 | 40 | 250 | 30 | 7 | 13 | 14 | 13 | 17 | 32 | 49 |
| Begijnendijk | 87 | 9 | 72 | 6 | 0 | 2 | 6 | 3 | 9 | 4 | 8 |
| Bekkevoort | 59 | 10 | 46 | 3 | 3 | 3 | 4 | 1 | 3 | 6 | 10 |
| Bertem | 553 | 166 | 373 | 14 | 35 | 58 | 48 | 31 | 32 | 21 | 49 |
| Bierbeek | 152 | 27 | 115 | 10 | 9 | 6 | 4 | 10 | 3 | 11 | 22 |
| Boortmeerbeek | 237 | 33 | 191 | 13 | 9 | 8 | 8 | 15 | 11 | 12 | 29 |
| Boutersem | 120 | 26 | 88 | 6 | 10 | 8 | 6 | 3 | 4 | 11 | 25 |
| Diest | 699 | 138 | 516 | 45 | 37 | 39 | 35 | 46 | 61 | 91 | 72 |
| Geetbets | 71 | 19 | 51 | 1 | 5 | 4 | 8 | 5 | 3 | 6 | 9 |
| Glabbek | 31 | 4 | 25 | 2 | 4 | 0 | 0 | 1 | 0 | 3 | 4 |
| Haacht | 171 | 16 | 144 | 11 | 4 | 6 | 2 | 6 | 8 | 16 | 38 |
| Herent | 388 | 59 | 293 | 36 | 20 | 21 | 10 | 14 | 21 | 44 | 51 |
| Hoegaarden | 74 | 9 | 60 | 5 | 4 | 2 | 2 | 3 | 4 | 8 | 6 |
| Holsbeek | 86 | 13 | 69 | 4 | 6 | 2 | 3 | 2 | 5 | 9 | 10 |
| Huldenberg | 560 | 139 | 388 | 33 | 42 | 40 | 43 | 24 | 17 | 25 | 53 |
| Keerbergen | 793 | 173 | 546 | 74 | 40 | 53 | 46 | 52 | 42 | 40 | 41 |
| Kortenaken | 65 | 13 | 46 | 6 | 3 | 4 | 3 | 3 | 2 | 2 | 13 |
| Kortenberg | 1.267 | 342 | 869 | 56 | 97 | 110 | 95 | 60 | 53 | 65 | 106 |
| Landen | 189 | 19 | 152 | 18 | 3 | 6 | 5 | 6 | 12 | 18 | 29 |
| Louvain | 8.376 | 864 | 7.281 | 231 | 379 | 207 | 173 | 251 | 1.510 | 2.009 | 1.460 |
| Lintar | 49 | 4 | 45 | 0 | 2 | 0 | 2 | 1 | 3 | 9 | 5 |
| Lubbeek | 197 | 28 | 158 | 11 | 8 | 7 | 6 | 10 | 17 | 14 | 23 |
| Oud-Heverlee | 272 | 55 | 203 | 14 | 15 | 10 | 19 | 18 | 13 | 22 | 32 |
| Rotselaar | 271 | 48 | 205 | 18 | 16 | 10 | 13 | 12 | 10 | 17 | 33 |
| Montaigu-Zichem | 245 | 47 | 177 | 21 | 9 | 15 | 14 | 17 | 11 | 26 | 29 |
| Tervuren | 4.789 | 1.363 | 3.058 | 368 | 344 | 407 | 399 | 340 | 222 | 155 | 246 |
| Tielt-Winge | 108 | 14 | 84 | 10 | 8 | 3 | 1 | 3 | 4 | 10 | 15 |
| Tirlemont | 666 | 140 | 494 | 32 | 31 | 35 | 47 | 43 | 57 | 70 | 80 |
| Tremelo | 390 | 87 | 267 | 36 | 14 | 27 | 27 | 28 | 14 | 13 | 32 |
| Léau | 83 | 16 | 63 | 4 | 8 | 7 | 1 | 0 | 2 | 12 | 15 |
| Prov. de Flandre occidentale | 21.467 | 3.202 | 15.884 | 2.381 | 940 | 888 | 875 | 887 | 1.599 | 2.197 | 2.310 |
| Arr. de Bruges | 5.401 | 595 | 4.138 | 668 | 189 | 149 | 139 | 194 | 432 | 664 | 603 |
| Beernem | 90 | 10 | 72 | 8 | 3 | 1 | 3 | 5 | 5 | 11 | 11 |
| Blankenberge | 438 | 47 | 315 | 76 | 10 | 8 | 14 | 20 | 22 | 37 | 42 |
| Bruges | 2.827 | 321 | 2.279 | 227 | 104 | 81 | 71 | 108 | 319 | 447 | 330 |
| Damme | 124 | 11 | 98 | 15 | 1 | 3 | 3 | 9 | 3 | 8 | 12 |
| Jabbeke | 153 | 19 | 119 | 15 | 7 | 5 | 7 | 4 | 10 | 14 | 15 |
| Knokke-Heist | 1.250 | 99 | 869 | 282 | 36 | 29 | 19 | 26 | 44 | 89 | 118 |
| Oostkamp | 163 | 21 | 127 | 15 | 4 | 4 | 9 | 6 | 7 | 18 | 33 |
| Torhout | 158 | 38 | 111 | 9 | 11 | 11 | 6 | 12 | 15 | 15 | 13 |
| Zedelgem | 173 | 26 | 128 | 19 | 12 | 6 | 6 | 4 | 6 | 23 | 27 |
| Zuienkerke | 25 | 3 | 20 | 2 | 1 | 1 | 1 | 0 | 1 | 2 | 2 |
| Arr. de Dixmude | 260 | 35 | 193 | 32 | 7 | 11 | 11 | 7 | 14 | 22 | 34 |
| Dixmude | 103 | 17 | 74 | 12 | 3 | 6 | 5 | 3 | 7 | 8 | 19 |
| Houthulst | 48 | 6 | 35 | 7 | 2 | 1 | 3 | 0 | 5 | 6 | 4 |
| Koekelare | 44 | 7 | 29 | 8 | 1 | 1 | 3 | 3 | 1 | 6 | 3 |
| Kortemark | 36 | 3 | 31 | 2 | 1 | 2 | 0 | 0 | 1 | 0 | 5 |
| Lo-Reninge | 29 | 2 | 24 | 3 | 0 | 1 | 0 | 1 | 0 | 2 | 3 |
| Arr. d'Ypres | 2.191 | 326 | 1.604 | 261 | 86 | 90 | 99 | 93 | 132 | 172 | 198 |
| Heuvelland | 426 | 94 | 292 | 40 | 28 | 26 | 22 | 29 | 22 | 24 | 24 |
| Ypres | 571 | 73 | 435 | 63 | 17 | 15 | 27 | 21 | 48 | 45 | 67 |
| Langemark-Poelkapelle | 55 | 8 | 43 | 4 | 2 | 2 | 4 | 2 | 6 | 1 | 7 |
| Messines | 96 | 18 | 68 | 10 | 3 | 2 | 9 | 8 | 10 | 7 | 3 |
| Poperinge | 352 | 46 | 253 | 53 | 8 | 18 | 13 | 12 | 13 | 27 | 29 |
| Vleteren | 38 | 5 | 31 | 2 | 0 | 0 | 3 | 3 | 3 | 5 | 2 |
| Wervik | 560 | 62 | 415 | 83 | 25 | 22 | 11 | 16 | 26 | 51 | 56 |
| Zonnebeke | 93 | 20 | 67 | 6 | 3 | 5 | 10 | 2 | 4 | 12 | 10 |

Population au 1.1.2004

| De 35 à 39 ans | De 40 à 44 ans | De 45 à 49 ans | De 50 à 54 ans | De 55 à 59 ans | De 60 à 64 ans | De 65 à 69 ans | De 70 à 74 ans | De 75 à 79 ans | De 80 à 84 ans | De 85 à 89 ans | De 90 à 94 ans | 95 ans et plus | |
|-------------------|-------------------|-------------------|----------------------|-------------------|----------------------|----------------------|----------------------|-------------------|-------------------|----------------------|-------------------|-------------------|-------------------------------------|
| 135 | 121 | 93 | 62 | 59 | 44 | 46 | 19 | 21 | 21 | 6 | 3 | 0 | Wemmel |
| 276 | 328 | 247 | 221 | 180 | 106 | 71 | 37 | 32 | 15 | 7 | 3 | 2 | Wezembeek-Oppem |
| 490 | 447 | 401 | 313 | 241 | 153 | 91 | 70 | 33 | 26 | 3 | 3 | 1 | Zaventem |
| 56 | 50 | 50 | 36 | 34 | 15 | 12 | 12 | 8 | 3 | 0 | 1 | 0 | Zemst |
| 2.362 | 1.814 | 1.417 | 1.160 | 945 | 657 | 456 | 302 | 192 | 110 | 37 | 18 | 3 | Arr. de Louvain |
| 39 | 35 | 22 | 23 | 14 | 12 | 11 | 5 | 10 | 3 | 1 | 0 | 0 | Aarschot |
| 12 | 9 | 12 | 6 | 8 | 2 | 1 | 2 | 3 | 0 | 0 | 0 | 0 | Begijnendijk |
| 11 | 5 | 2 | 3 | 3 | 2 | 2 | 0 | 0 | 0 | 0 | 1 | 0 | Bekkevoort |
| 65 | 61 | 46 | 36 | 38 | 19 | 4 | 4 | 3 | 3 | 0 | 0 | 0 | Bertem |
| 23 | 17 | 10 | 9 | 9 | 9 | 4 | 1 | 2 | 0 | 1 | 2 | 0 | Bierbeek |
| 29 | 27 | 21 | 19 | 24 | 12 | 5 | 4 | 2 | 2 | 0 | 0 | 0 | Boortmeerbeek |
| 23 | 10 | 6 | 6 | 1 | 1 | 3 | 1 | 2 | 0 | 0 | 0 | 0 | Boutersem |
| 69 | 67 | 40 | 40 | 31 | 26 | 15 | 11 | 9 | 6 | 3 | 1 | 0 | Diest |
| 8 | 5 | 2 | 10 | 2 | 3 | 0 | 1 | 0 | 0 | 0 | 0 | 0 | Geetbets |
| 9 | 5 | 1 | 1 | 0 | 1 | 1 | 0 | 1 | 0 | 0 | 0 | 0 | Glabbek |
| 28 | 19 | 13 | 8 | 9 | 3 | 4 | 3 | 1 | 2 | 1 | 0 | 0 | Haacht |
| 51 | 42 | 26 | 19 | 20 | 13 | 14 | 8 | 6 | 4 | 2 | 1 | 1 | Herent |
| 10 | 6 | 9 | 8 | 3 | 4 | 1 | 0 | 3 | 0 | 1 | 0 | 0 | Hoegaarden |
| 12 | 7 | 10 | 6 | 6 | 4 | 2 | 0 | 1 | 0 | 1 | 0 | 0 | Holsbeek |
| 53 | 62 | 65 | 40 | 45 | 18 | 15 | 8 | 3 | 4 | 1 | 2 | 0 | Huldenberg |
| 66 | 78 | 58 | 74 | 76 | 53 | 35 | 21 | 7 | 7 | 4 | 0 | 0 | Keerbergen |
| 10 | 6 | 3 | 4 | 4 | 2 | 1 | 2 | 1 | 1 | 0 | 0 | 1 | Kortenaken |
| 166 | 137 | 132 | 85 | 61 | 44 | 31 | 14 | 6 | 5 | 0 | 0 | 0 | Kortenberg |
| 24 | 22 | 8 | 16 | 9 | 13 | 4 | 6 | 5 | 1 | 1 | 0 | 1 | Landen |
| 864 | 493 | 334 | 211 | 151 | 103 | 79 | 64 | 45 | 26 | 10 | 7 | 0 | Louvain |
| 6 | 7 | 6 | 4 | 3 | 1 | 0 | 0 | 0 | 0 | 0 | 0 | 0 | Linter |
| 24 | 19 | 23 | 15 | 11 | 9 | 5 | 2 | 2 | 2 | 0 | 0 | 0 | Lubbeek |
| 32 | 35 | 26 | 14 | 15 | 7 | 9 | 2 | 1 | 2 | 0 | 0 | 0 | Oud-Heverlee |
| 49 | 31 | 19 | 14 | 14 | 15 | 6 | 4 | 2 | 4 | 1 | 1 | 0 | Rotselaar |
| 28 | 24 | 15 | 18 | 11 | 7 | 8 | 5 | 3 | 5 | 0 | 0 | 0 | Montaigu-Zichem |
| 486 | 464 | 417 | 395 | 316 | 230 | 162 | 107 | 62 | 28 | 6 | 3 | 0 | Tervuren |
| 12 | 16 | 5 | 9 | 5 | 7 | 5 | 3 | 1 | 1 | 0 | 0 | 0 | Tielt-Winge |
| 90 | 59 | 43 | 33 | 30 | 16 | 12 | 9 | 7 | 2 | 2 | 0 | 0 | Tirlemont |
| 54 | 37 | 36 | 31 | 24 | 17 | 17 | 13 | 2 | 2 | 2 | 0 | 0 | Tremelo |
| 9 | 9 | 7 | 3 | 2 | 4 | 0 | 2 | 2 | 0 | 0 | 0 | 0 | Léau |
| 2.214 | 1.780 | 1.521 | 1.560 | 1.363 | 952 | 736 | 555 | 483 | 392 | 124 | 72 | 19 | Prov. de Flandre occidentale |
| 570 | 457 | 370 | 334 | 351 | 281 | 199 | 153 | 147 | 107 | 34 | 24 | 4 | Arr. de Bruges |
| 13 | 7 | 3 | 10 | 6 | 4 | 1 | 3 | 3 | 0 | 1 | 0 | 0 | Beernem |
| 34 | 41 | 33 | 37 | 34 | 30 | 23 | 17 | 13 | 19 | 3 | 1 | 0 | Blankenberge |
| 303 | 245 | 189 | 156 | 147 | 100 | 65 | 43 | 55 | 39 | 12 | 9 | 4 | Bruges |
| 19 | 15 | 10 | 10 | 10 | 6 | 4 | 2 | 5 | 2 | 1 | 1 | 0 | Damme |
| 20 | 13 | 12 | 11 | 9 | 11 | 10 | 4 | 0 | 1 | 0 | 0 | 0 | Jabbeke |
| 115 | 94 | 87 | 83 | 117 | 111 | 79 | 72 | 60 | 43 | 15 | 13 | 0 | Knokke-Heist |
| 25 | 14 | 10 | 8 | 7 | 3 | 5 | 4 | 5 | 1 | 0 | 0 | 0 | Oostkamp |
| 21 | 10 | 14 | 9 | 7 | 5 | 4 | 3 | 1 | 0 | 1 | 0 | 0 | Torhout |
| 17 | 15 | 10 | 9 | 9 | 10 | 7 | 5 | 5 | 1 | 1 | 0 | 0 | Zedelgem |
| 3 | 3 | 2 | 1 | 5 | 1 | 1 | 0 | 0 | 1 | 0 | 0 | 0 | Zuienkerke |
| 31 | 30 | 13 | 21 | 17 | 10 | 9 | 5 | 7 | 7 | 4 | 0 | 0 | Arr. de Dixmude |
| 10 | 8 | 4 | 7 | 6 | 5 | 2 | 1 | 4 | 3 | 2 | 0 | 0 | Dixmude |
| 4 | 5 | 1 | 5 | 4 | 1 | 2 | 3 | 0 | 2 | 0 | 0 | 0 | Houthulst |
| 5 | 6 | 3 | 2 | 2 | 0 | 4 | 0 | 2 | 1 | 1 | 0 | 0 | Koekelare |
| 7 | 5 | 2 | 5 | 3 | 3 | 1 | 0 | 1 | 0 | 0 | 0 | 0 | Kortemark |
| 5 | 6 | 3 | 2 | 2 | 1 | 0 | 1 | 0 | 1 | 1 | 0 | 0 | Lo-Reninge |
| 194 | 144 | 196 | 229 | 190 | 107 | 100 | 58 | 50 | 35 | 11 | 6 | 1 | Arr. d'Ypres |
| 39 | 35 | 49 | 38 | 35 | 15 | 18 | 9 | 8 | 1 | 3 | 1 | 0 | Heuvelland |
| 58 | 34 | 41 | 53 | 49 | 33 | 21 | 8 | 17 | 12 | 2 | 2 | 1 | Ypres |
| 4 | 3 | 4 | 7 | 7 | 2 | 4 | 0 | 0 | 0 | 0 | 0 | 0 | Langemark-Poelkapelle |
| 10 | 10 | 6 | 7 | 9 | 2 | 3 | 4 | 1 | 2 | 0 | 0 | 0 | Messines |
| 24 | 28 | 35 | 42 | 38 | 12 | 18 | 10 | 14 | 9 | 2 | 0 | 0 | Poperinge |
| 3 | 2 | 3 | 7 | 2 | 3 | 0 | 0 | 1 | 1 | 0 | 0 | 0 | Vleteren |
| 45 | 28 | 50 | 63 | 46 | 38 | 35 | 27 | 7 | 8 | 3 | 3 | 0 | Wervik |
| 11 | 4 | 8 | 12 | 4 | 2 | 1 | 0 | 2 | 2 | 1 | 0 | 0 | Zonnebeke |

Population au 1.1.2004

Population étrangère par groupe d'âges - par commune - Hommes et femmes (suite)

| | Total | Moins de 18 ans | De 18 à 64 ans | 65 ans et plus | Moins de 5 ans | De 5 à 9 ans | De 10 à 14 ans | De 15 à 19 ans | De 20 à 24 ans | De 25 à 29 ans | De 30 à 34 ans |
|--------------------------------|---------|-----------------|----------------|----------------|----------------|--------------|----------------|----------------|----------------|----------------|----------------|
| Arr. de Courtrai | 6.339 | 1.142 | 4.654 | 543 | 339 | 341 | 302 | 294 | 519 | 677 | 701 |
| Anzegem | 67 | 5 | 55 | 7 | 0 | 1 | 3 | 1 | 2 | 8 | 9 |
| Avelgem | 96 | 13 | 77 | 6 | 3 | 1 | 2 | 8 | 7 | 10 | 9 |
| Deerlijk | 104 | 20 | 80 | 4 | 4 | 6 | 10 | 0 | 6 | 16 | 15 |
| Harelbeke | 352 | 60 | 272 | 20 | 17 | 21 | 13 | 15 | 34 | 46 | 46 |
| Courtrai | 2.604 | 516 | 1.914 | 174 | 173 | 145 | 130 | 129 | 276 | 316 | 297 |
| Kuurne | 171 | 29 | 131 | 11 | 6 | 8 | 9 | 10 | 14 | 15 | 26 |
| Lendeledede | 29 | 2 | 25 | 2 | 1 | 1 | 0 | 0 | 5 | 5 | 6 |
| Menin | 1.670 | 276 | 1.165 | 229 | 78 | 83 | 78 | 64 | 79 | 124 | 157 |
| Espierres-Helchin | 81 | 13 | 57 | 11 | 2 | 5 | 4 | 3 | 4 | 12 | 9 |
| Waregem | 598 | 109 | 452 | 37 | 27 | 40 | 28 | 35 | 61 | 68 | 71 |
| Wevelgem | 396 | 80 | 291 | 25 | 27 | 24 | 17 | 23 | 25 | 41 | 35 |
| Zwevegem | 171 | 19 | 135 | 17 | 1 | 6 | 8 | 6 | 6 | 16 | 21 |
| Arr. d'Ostende | 3.390 | 484 | 2.448 | 458 | 131 | 137 | 142 | 136 | 214 | 288 | 340 |
| Bredene | 277 | 49 | 198 | 30 | 10 | 18 | 16 | 7 | 16 | 22 | 25 |
| De Haan | 285 | 37 | 210 | 38 | 13 | 6 | 12 | 13 | 15 | 15 | 24 |
| Gistel | 96 | 14 | 74 | 8 | 7 | 3 | 2 | 5 | 7 | 15 | 10 |
| Ichtegem | 93 | 9 | 70 | 14 | 2 | 1 | 3 | 4 | 12 | 7 | 5 |
| Middelkerke | 330 | 44 | 226 | 60 | 10 | 11 | 15 | 14 | 17 | 20 | 32 |
| Ostende | 2.255 | 327 | 1.626 | 302 | 88 | 97 | 93 | 92 | 143 | 205 | 239 |
| Oudenburg | 54 | 4 | 44 | 6 | 1 | 1 | 1 | 1 | 4 | 4 | 5 |
| Arr. de Roulers | 1.375 | 227 | 1.052 | 96 | 77 | 47 | 67 | 73 | 127 | 161 | 169 |
| Hooglede | 60 | 8 | 46 | 6 | 1 | 1 | 6 | 1 | 5 | 4 | 6 |
| Ingelmunster | 95 | 15 | 75 | 5 | 7 | 4 | 2 | 4 | 12 | 13 | 8 |
| Izegem | 271 | 60 | 194 | 17 | 21 | 11 | 19 | 18 | 20 | 36 | 35 |
| Ledegem | 66 | 13 | 47 | 6 | 3 | 1 | 5 | 8 | 7 | 4 | 11 |
| Lichtervelde | 48 | 7 | 36 | 5 | 5 | 1 | 1 | 0 | 2 | 11 | 8 |
| Moorslede | 54 | 8 | 36 | 10 | 4 | 2 | 1 | 2 | 1 | 4 | 4 |
| Roulers | 741 | 116 | 580 | 45 | 36 | 27 | 33 | 38 | 77 | 84 | 93 |
| Staden | 40 | 0 | 38 | 2 | 0 | 0 | 0 | 2 | 3 | 5 | 4 |
| Arr. de Tielt | 778 | 179 | 546 | 53 | 55 | 55 | 45 | 35 | 70 | 85 | 103 |
| Ardooie | 62 | 6 | 50 | 6 | 1 | 3 | 1 | 2 | 4 | 7 | 8 |
| Dentergem | 66 | 11 | 54 | 1 | 8 | 1 | 2 | 1 | 3 | 13 | 10 |
| Meulebeke | 84 | 21 | 60 | 3 | 9 | 4 | 5 | 4 | 13 | 7 | 10 |
| Oostrozebeke | 76 | 21 | 53 | 2 | 7 | 2 | 9 | 4 | 8 | 6 | 13 |
| Pittem | 35 | 8 | 23 | 4 | 2 | 5 | 1 | 0 | 1 | 4 | 10 |
| Ruiselede | 41 | 13 | 26 | 2 | 3 | 5 | 4 | 1 | 2 | 3 | 6 |
| Tielt | 228 | 68 | 141 | 19 | 21 | 23 | 14 | 13 | 22 | 18 | 24 |
| Wielsbeke | 100 | 15 | 80 | 5 | 1 | 5 | 6 | 6 | 11 | 16 | 10 |
| Wingene | 86 | 16 | 59 | 11 | 3 | 7 | 3 | 4 | 6 | 11 | 12 |
| Arr. de Furnes | 1.733 | 214 | 1.249 | 270 | 56 | 58 | 70 | 55 | 91 | 128 | 162 |
| Alveringem | 86 | 11 | 66 | 9 | 1 | 4 | 4 | 3 | 4 | 6 | 10 |
| La Panne | 657 | 83 | 488 | 86 | 20 | 22 | 29 | 20 | 34 | 59 | 63 |
| Koksijde | 624 | 77 | 434 | 113 | 22 | 19 | 23 | 23 | 35 | 38 | 59 |
| Nieuport | 208 | 29 | 138 | 41 | 7 | 9 | 10 | 6 | 13 | 15 | 18 |
| Furnes | 158 | 14 | 123 | 21 | 6 | 4 | 4 | 3 | 5 | 10 | 12 |
| <i>Rég. wallonne</i> | 308.461 | 34.357 | 223.702 | 50.402 | 7.554 | 8.863 | 10.682 | 12.360 | 17.576 | 21.781 | 27.832 |
| Prov. de Brabant wallon | 30.088 | 5.156 | 22.213 | 2.719 | 1.273 | 1.502 | 1.506 | 1.448 | 2.011 | 2.222 | 2.877 |
| Arr. de Nivelles | 30.088 | 5.156 | 22.213 | 2.719 | 1.273 | 1.502 | 1.506 | 1.448 | 2.011 | 2.222 | 2.877 |
| Beauvechain | 247 | 26 | 206 | 15 | 3 | 8 | 9 | 11 | 12 | 11 | 30 |
| Braine-l'Alleud | 2.706 | 407 | 2.053 | 246 | 84 | 102 | 138 | 136 | 153 | 209 | 244 |
| Braine-le-Château | 566 | 62 | 429 | 75 | 12 | 18 | 19 | 22 | 31 | 36 | 52 |
| Chastre | 241 | 43 | 177 | 21 | 9 | 12 | 16 | 9 | 20 | 21 | 30 |
| Chaumont-Gistoux | 555 | 67 | 422 | 66 | 15 | 20 | 23 | 18 | 26 | 31 | 56 |
| Court-Saint-Etienne | 538 | 73 | 407 | 58 | 26 | 18 | 19 | 19 | 28 | 51 | 54 |
| Genappe | 672 | 80 | 514 | 78 | 16 | 22 | 27 | 22 | 35 | 40 | 45 |
| Grez-Doiceau | 701 | 120 | 532 | 49 | 34 | 28 | 41 | 27 | 39 | 34 | 85 |
| Hélécine | 97 | 17 | 72 | 8 | 8 | 2 | 4 | 3 | 8 | 3 | 16 |
| Incourt | 126 | 9 | 107 | 10 | 1 | 1 | 7 | 3 | 5 | 7 | 9 |
| Ittre | 299 | 36 | 236 | 27 | 4 | 16 | 10 | 10 | 13 | 10 | 29 |
| Jodoigne | 408 | 42 | 327 | 39 | 19 | 7 | 8 | 16 | 24 | 36 | 50 |
| La Hulpe | 1.086 | 285 | 722 | 79 | 91 | 91 | 62 | 64 | 46 | 33 | 88 |

Population au 1.1.2004

| De 35 à 39 ans | De 40 à 44 ans | De 45 à 49 ans | De 50 à 54 ans | De 55 à 59 ans | De 60 à 64 ans | De 65 à 69 ans | De 70 à 74 ans | De 75 à 79 ans | De 80 à 84 ans | De 85 à 89 ans | De 90 à 94 ans | 95 ans et plus | |
|-------------------|-------------------|-------------------|----------------------|-------------------|----------------------|----------------------|----------------------|-------------------|-------------------|----------------------|-------------------|-------------------|--------------------------------|
| 666 | 511 | 456 | 453 | 328 | 209 | 159 | 127 | 101 | 101 | 31 | 19 | 5 | Arr. de Courtrai |
| 11 | 3 | 9 | 4 | 2 | 7 | 1 | 4 | 2 | 0 | 0 | 0 | 0 | Anzegem |
| 12 | 16 | 7 | 8 | 5 | 2 | 1 | 1 | 2 | 2 | 0 | 0 | 0 | Avelgem |
| 13 | 9 | 7 | 10 | 1 | 3 | 1 | 2 | 0 | 1 | 0 | 0 | 0 | Deerlijk |
| 41 | 40 | 18 | 20 | 13 | 8 | 6 | 4 | 7 | 3 | 0 | 0 | 0 | Harelbeke |
| 293 | 205 | 170 | 134 | 103 | 59 | 55 | 33 | 25 | 44 | 11 | 3 | 3 | Courtrai |
| 16 | 19 | 13 | 12 | 6 | 6 | 4 | 4 | 1 | 2 | 0 | 0 | 0 | Kuurne |
| 3 | 1 | 1 | 1 | 3 | 0 | 1 | 0 | 0 | 1 | 0 | 0 | 0 | Lendeled |
| 149 | 126 | 127 | 166 | 131 | 79 | 63 | 56 | 43 | 35 | 17 | 14 | 1 | Menin |
| 7 | 3 | 7 | 3 | 8 | 3 | 6 | 3 | 1 | 1 | 0 | 0 | 0 | Espierres-Helchin |
| 62 | 44 | 45 | 35 | 22 | 23 | 17 | 11 | 7 | 1 | 0 | 1 | 0 | Waregem |
| 37 | 31 | 35 | 42 | 25 | 9 | 2 | 3 | 10 | 6 | 2 | 1 | 1 | Wevegem |
| 22 | 14 | 17 | 18 | 9 | 10 | 2 | 6 | 3 | 5 | 1 | 0 | 0 | Zwevegem |
| 353 | 300 | 241 | 252 | 221 | 177 | 137 | 111 | 94 | 75 | 26 | 9 | 6 | Arr. d'Ostende |
| 35 | 31 | 23 | 18 | 17 | 9 | 8 | 8 | 7 | 4 | 1 | 1 | 1 | Bredene |
| 23 | 22 | 18 | 23 | 35 | 28 | 13 | 7 | 10 | 3 | 4 | 0 | 1 | De Haan |
| 10 | 9 | 5 | 7 | 3 | 5 | 4 | 2 | 1 | 0 | 1 | 0 | 0 | Gistel |
| 12 | 7 | 8 | 13 | 4 | 1 | 5 | 3 | 3 | 2 | 1 | 0 | 0 | Ichtegem |
| 25 | 32 | 15 | 30 | 27 | 22 | 19 | 15 | 11 | 11 | 2 | 2 | 0 | Middelkerke |
| 238 | 193 | 168 | 158 | 130 | 109 | 85 | 75 | 62 | 54 | 17 | 5 | 4 | Ostende |
| 10 | 6 | 4 | 3 | 5 | 3 | 3 | 1 | 0 | 1 | 0 | 1 | 0 | Oudenburg |
| 147 | 128 | 75 | 87 | 79 | 42 | 32 | 23 | 19 | 15 | 3 | 2 | 2 | Arr. de Roulers |
| 7 | 10 | 3 | 2 | 3 | 5 | 1 | 3 | 1 | 1 | 0 | 0 | 0 | Hooglede |
| 8 | 10 | 6 | 6 | 7 | 3 | 3 | 1 | 1 | 0 | 0 | 0 | 0 | Ingelmunster |
| 23 | 20 | 12 | 19 | 15 | 5 | 4 | 3 | 6 | 4 | 0 | 0 | 0 | Izegem |
| 5 | 4 | 2 | 2 | 6 | 2 | 2 | 1 | 2 | 1 | 0 | 0 | 0 | Ledegem |
| 3 | 4 | 1 | 3 | 3 | 1 | 1 | 1 | 2 | 0 | 1 | 0 | 0 | Lichtervelde |
| 4 | 5 | 6 | 4 | 7 | 0 | 5 | 1 | 1 | 2 | 1 | 0 | 0 | Moorslede |
| 93 | 71 | 41 | 45 | 37 | 21 | 16 | 11 | 6 | 7 | 1 | 2 | 2 | Roulers |
| 4 | 4 | 4 | 6 | 1 | 5 | 0 | 2 | 0 | 0 | 0 | 0 | 0 | Staden |
| 88 | 72 | 40 | 30 | 31 | 16 | 18 | 18 | 8 | 8 | 0 | 1 | 0 | Arr. de Tielt |
| 11 | 8 | 1 | 6 | 4 | 0 | 1 | 3 | 2 | 0 | 0 | 0 | 0 | Ardooie |
| 6 | 7 | 4 | 1 | 6 | 3 | 1 | 0 | 0 | 0 | 0 | 0 | 0 | Dentergem |
| 6 | 6 | 6 | 4 | 5 | 2 | 3 | 0 | 0 | 0 | 0 | 0 | 0 | Meulebeke |
| 8 | 4 | 4 | 4 | 3 | 2 | 0 | 0 | 0 | 2 | 0 | 0 | 0 | Oostrozebeke |
| 2 | 2 | 0 | 2 | 1 | 1 | 2 | 1 | 0 | 0 | 0 | 1 | 0 | Pittem |
| 4 | 7 | 1 | 0 | 1 | 2 | 0 | 0 | 1 | 1 | 0 | 0 | 0 | Ruiselede |
| 29 | 20 | 15 | 6 | 3 | 1 | 5 | 8 | 2 | 4 | 0 | 0 | 0 | Tielt |
| 10 | 13 | 6 | 3 | 5 | 3 | 1 | 2 | 2 | 0 | 0 | 0 | 0 | Wielsbeke |
| 12 | 5 | 3 | 4 | 3 | 2 | 5 | 4 | 1 | 1 | 0 | 0 | 0 | Wingene |
| 165 | 138 | 130 | 154 | 146 | 110 | 82 | 60 | 57 | 44 | 15 | 11 | 1 | Arr. de Furnes |
| 5 | 9 | 7 | 12 | 8 | 4 | 1 | 3 | 2 | 2 | 1 | 0 | 0 | Alveringem |
| 62 | 56 | 59 | 58 | 51 | 38 | 34 | 19 | 18 | 13 | 1 | 1 | 0 | La Panne |
| 61 | 43 | 37 | 51 | 53 | 47 | 22 | 24 | 30 | 25 | 8 | 3 | 1 | Koksijde |
| 22 | 14 | 15 | 13 | 16 | 9 | 18 | 10 | 6 | 3 | 1 | 3 | 0 | Nieuport |
| 15 | 16 | 12 | 20 | 18 | 12 | 7 | 4 | 1 | 1 | 4 | 4 | 0 | Furnes |
| 30.977 | 30.032 | 28.198 | 24.879 | 21.190 | 16.135 | 15.274 | 13.931 | 11.441 | 6.694 | 1.935 | 915 | 212 | <i>Rég. wallonne</i> |
| 3.417 | 3.261 | 2.491 | 2.152 | 1.920 | 1.289 | 934 | 718 | 520 | 357 | 125 | 54 | 11 | Prov. de Brabant wallon |
| 3.417 | 3.261 | 2.491 | 2.152 | 1.920 | 1.289 | 934 | 718 | 520 | 357 | 125 | 54 | 11 | Arr. de Nivelles |
| 33 | 37 | 20 | 29 | 18 | 11 | 6 | 4 | 4 | 1 | 0 | 0 | 0 | Beauvechain |
| 328 | 325 | 228 | 210 | 180 | 123 | 95 | 72 | 37 | 27 | 7 | 7 | 1 | Braine-l'Alleud |
| 67 | 71 | 55 | 42 | 35 | 31 | 31 | 13 | 16 | 10 | 5 | 0 | 0 | Braine-le-Château |
| 26 | 18 | 27 | 12 | 16 | 4 | 11 | 6 | 4 | 0 | 0 | 0 | 0 | Chastre |
| 70 | 71 | 41 | 43 | 43 | 32 | 21 | 20 | 13 | 5 | 5 | 1 | 1 | Chaumont-Gistoux |
| 63 | 58 | 42 | 44 | 35 | 23 | 19 | 15 | 14 | 7 | 2 | 1 | 0 | Court-Saint-Etienne |
| 98 | 73 | 64 | 59 | 55 | 38 | 28 | 20 | 14 | 11 | 3 | 2 | 0 | Genappe |
| 75 | 67 | 76 | 64 | 45 | 37 | 21 | 10 | 4 | 4 | 7 | 3 | 0 | Grez-Doiceau |
| 10 | 13 | 7 | 4 | 6 | 5 | 4 | 2 | 1 | 1 | 0 | 0 | 0 | Hélicine |
| 18 | 22 | 20 | 11 | 9 | 3 | 3 | 2 | 2 | 0 | 1 | 2 | 0 | Incourt |
| 43 | 37 | 29 | 27 | 30 | 14 | 7 | 5 | 4 | 8 | 1 | 1 | 1 | Ittre |
| 44 | 48 | 27 | 47 | 28 | 15 | 11 | 11 | 10 | 5 | 1 | 0 | 1 | Jodoigne |
| 138 | 121 | 85 | 82 | 74 | 32 | 33 | 26 | 5 | 9 | 3 | 2 | 1 | La Hulpe |

Population au 1.1.2004

Population étrangère par groupe d'âges - par commune - Hommes et femmes (suite)

| | Total | Moins de 18 ans | De 18 à 64 ans | 65 ans et plus | Moins de 5 ans | De 5 à 9 ans | De 10 à 14 ans | De 15 à 19 ans | De 20 à 24 ans | De 25 à 29 ans | De 30 à 34 ans |
|----------------------------|----------------|-----------------|----------------|----------------|----------------|--------------|----------------|----------------|----------------|----------------|----------------|
| Lasne | 1.808 | 448 | 1.230 | 130 | 88 | 136 | 153 | 107 | 67 | 65 | 92 |
| Mont-Saint-Guibert | 222 | 26 | 181 | 15 | 8 | 6 | 6 | 13 | 9 | 26 | 38 |
| Nivelles | 1.331 | 158 | 985 | 188 | 57 | 33 | 46 | 43 | 81 | 107 | 138 |
| Orp-Jauche | 205 | 23 | 163 | 19 | 7 | 6 | 6 | 8 | 7 | 12 | 24 |
| Ottignies-Louvain-la-Neuve | 3.876 | 559 | 3.174 | 143 | 197 | 176 | 118 | 137 | 658 | 658 | 576 |
| Perwez | 184 | 21 | 145 | 18 | 4 | 7 | 5 | 10 | 5 | 12 | 25 |
| Ramillies | 131 | 23 | 100 | 8 | 6 | 8 | 5 | 5 | 6 | 4 | 6 |
| Rebecq | 829 | 73 | 577 | 179 | 11 | 22 | 21 | 26 | 23 | 44 | 73 |
| Rixensart | 1.961 | 394 | 1.398 | 169 | 98 | 129 | 110 | 89 | 92 | 101 | 152 |
| Tubize | 3.244 | 290 | 2.477 | 477 | 50 | 62 | 107 | 134 | 188 | 233 | 320 |
| Villers-la-Ville | 338 | 41 | 266 | 31 | 8 | 12 | 13 | 14 | 19 | 20 | 26 |
| Walhain | 176 | 23 | 136 | 17 | 6 | 8 | 4 | 8 | 8 | 14 | 27 |
| Waterloo | 5.454 | 1.516 | 3.586 | 352 | 334 | 474 | 446 | 392 | 274 | 235 | 384 |
| Wavre | 2.087 | 294 | 1.591 | 202 | 77 | 78 | 83 | 102 | 134 | 169 | 208 |
| Prov. de Hainaut | 143.842 | 14.148 | 104.479 | 25.215 | 2.876 | 3.491 | 4.531 | 5.487 | 7.295 | 9.501 | 12.918 |
| Arr. d'Ath | 3.658 | 426 | 2.734 | 498 | 91 | 99 | 138 | 160 | 213 | 286 | 347 |
| Ath | 678 | 87 | 526 | 65 | 27 | 22 | 21 | 27 | 38 | 73 | 86 |
| Beloeil | 682 | 49 | 564 | 69 | 12 | 8 | 16 | 25 | 52 | 68 | 67 |
| Bernissart | 1.477 | 167 | 1.046 | 264 | 23 | 41 | 53 | 76 | 82 | 89 | 129 |
| Brugellette | 176 | 49 | 115 | 12 | 8 | 15 | 20 | 10 | 8 | 13 | 19 |
| Chièvres | 181 | 28 | 129 | 24 | 8 | 6 | 10 | 5 | 7 | 11 | 13 |
| Ellezelles | 118 | 14 | 93 | 11 | 3 | 4 | 6 | 4 | 5 | 8 | 11 |
| Flobecq | 80 | 7 | 64 | 9 | 1 | 0 | 5 | 3 | 6 | 6 | 3 |
| Frasnes-lez-Anvaing | 266 | 25 | 197 | 44 | 9 | 3 | 7 | 10 | 15 | 18 | 19 |
| Arr. de Charleroi | 55.628 | 4.089 | 40.740 | 10.799 | 759 | 975 | 1.329 | 1.816 | 2.653 | 3.753 | 5.050 |
| Aiseau-Prezles | 1.720 | 124 | 1.201 | 395 | 30 | 32 | 35 | 51 | 83 | 98 | 100 |
| Chapelle-lez-Herlaimont | 2.723 | 115 | 1.997 | 611 | 14 | 29 | 42 | 57 | 75 | 165 | 210 |
| Charleroi | 28.298 | 2.343 | 20.666 | 5.289 | 457 | 597 | 735 | 968 | 1.511 | 2.120 | 2.863 |
| Châtelet | 5.798 | 377 | 4.171 | 1.250 | 61 | 67 | 141 | 188 | 256 | 364 | 475 |
| Courcelles | 3.456 | 204 | 2.543 | 709 | 42 | 40 | 57 | 101 | 137 | 199 | 264 |
| Farciennes | 2.156 | 208 | 1.572 | 376 | 30 | 58 | 73 | 96 | 112 | 168 | 175 |
| Fleurus | 2.964 | 169 | 2.233 | 562 | 25 | 30 | 63 | 98 | 143 | 203 | 254 |
| Fontaine-l'Evêque | 2.750 | 166 | 1.981 | 603 | 22 | 32 | 61 | 79 | 112 | 121 | 199 |
| Gerpennes | 644 | 23 | 497 | 124 | 7 | 6 | 2 | 13 | 13 | 26 | 61 |
| Les Bons Villers | 335 | 29 | 247 | 59 | 8 | 7 | 11 | 5 | 8 | 24 | 33 |
| Manage | 3.013 | 215 | 2.277 | 521 | 38 | 46 | 70 | 115 | 145 | 175 | 256 |
| Montigny-le-Tilleul | 593 | 20 | 410 | 163 | 4 | 2 | 9 | 10 | 14 | 27 | 38 |
| Pont-à-Celles | 591 | 40 | 478 | 73 | 7 | 14 | 11 | 18 | 15 | 29 | 61 |
| Seneffe | 587 | 56 | 467 | 64 | 14 | 15 | 19 | 17 | 29 | 34 | 61 |
| Arr. de Mons | 30.939 | 3.954 | 21.941 | 5.044 | 930 | 1.036 | 1.232 | 1.235 | 1.723 | 2.054 | 2.561 |
| Boussu | 2.713 | 156 | 1.947 | 610 | 22 | 25 | 62 | 77 | 83 | 143 | 212 |
| Colfontaine | 2.537 | 167 | 1.883 | 487 | 20 | 42 | 60 | 73 | 109 | 132 | 201 |
| Dour | 1.278 | 81 | 937 | 260 | 16 | 15 | 28 | 38 | 55 | 71 | 119 |
| Frameries | 2.075 | 145 | 1.525 | 405 | 25 | 38 | 47 | 61 | 88 | 134 | 161 |
| Hensies | 683 | 46 | 466 | 171 | 13 | 7 | 15 | 19 | 37 | 35 | 47 |
| Honnelles | 263 | 14 | 197 | 52 | 1 | 3 | 3 | 8 | 8 | 16 | 25 |
| Jurbise | 1.110 | 408 | 650 | 52 | 122 | 140 | 108 | 49 | 30 | 61 | 79 |
| Lens | 330 | 137 | 179 | 14 | 38 | 48 | 38 | 21 | 13 | 13 | 28 |
| Mons | 13.209 | 2.293 | 9.256 | 1.660 | 588 | 604 | 681 | 685 | 996 | 1.055 | 1.157 |
| Quaregnon | 3.200 | 208 | 2.376 | 616 | 32 | 45 | 79 | 83 | 152 | 197 | 261 |
| Quévy | 379 | 24 | 262 | 93 | 4 | 7 | 6 | 9 | 15 | 24 | 36 |
| Quiévrain | 867 | 57 | 629 | 181 | 8 | 10 | 24 | 31 | 58 | 44 | 64 |
| Saint-Ghislain | 2.295 | 218 | 1.634 | 443 | 41 | 52 | 81 | 81 | 79 | 129 | 171 |
| Arr. de Mouscron | 11.064 | 1.787 | 7.745 | 1.532 | 423 | 471 | 548 | 581 | 657 | 786 | 1.096 |
| Comines-Warнетon | 3.637 | 636 | 2.507 | 494 | 151 | 161 | 186 | 210 | 193 | 244 | 327 |
| Mouscron | 7.427 | 1.151 | 5.238 | 1.038 | 272 | 310 | 362 | 371 | 464 | 542 | 769 |
| Arr. de Soignies | 20.394 | 1.899 | 15.150 | 3.345 | 313 | 432 | 667 | 783 | 1.007 | 1.266 | 1.846 |
| Braine-le-Comte | 1.289 | 182 | 982 | 125 | 30 | 39 | 65 | 80 | 80 | 95 | 115 |
| Ecaussinnes | 321 | 31 | 245 | 45 | 4 | 5 | 14 | 11 | 10 | 16 | 29 |
| Enghien | 451 | 55 | 348 | 48 | 19 | 14 | 15 | 12 | 22 | 35 | 59 |
| La Louvière | 14.772 | 1.080 | 10.889 | 2.803 | 150 | 232 | 386 | 509 | 711 | 894 | 1.306 |
| Le Roeulx | 579 | 60 | 430 | 89 | 18 | 14 | 18 | 16 | 27 | 35 | 62 |
| Lessines | 612 | 72 | 468 | 72 | 16 | 24 | 18 | 29 | 21 | 43 | 58 |

Population au 1.1.2004

| De 35 à 39 ans | De 40 à 44 ans | De 45 à 49 ans | De 50 à 54 ans | De 55 à 59 ans | De 60 à 64 ans | De 65 à 69 ans | De 70 à 74 ans | De 75 à 79 ans | De 80 à 84 ans | De 85 à 89 ans | De 90 à 94 ans | 95 ans et plus | |
|-------------------|-------------------|-------------------|----------------------|-------------------|----------------------|----------------------|----------------------|-------------------|-------------------|----------------------|-------------------|-------------------|----------------------------|
| 212 | 244 | 164 | 143 | 131 | 76 | 39 | 32 | 25 | 27 | 3 | 4 | 0 | Lasne |
| 25 | 23 | 18 | 17 | 11 | 7 | 2 | 6 | 2 | 1 | 2 | 1 | 1 | Mont-Saint-Guibert |
| 138 | 137 | 107 | 98 | 100 | 58 | 48 | 45 | 39 | 37 | 16 | 2 | 1 | Nivelles |
| 26 | 24 | 25 | 19 | 15 | 7 | 4 | 4 | 6 | 1 | 4 | 0 | 0 | Orp-Jauche |
| 410 | 311 | 183 | 122 | 101 | 86 | 53 | 37 | 25 | 16 | 9 | 3 | 0 | Ottignies-Louvain-la-Neuve |
| 27 | 28 | 14 | 8 | 10 | 11 | 6 | 3 | 5 | 4 | 0 | 0 | 0 | Perwez |
| 23 | 17 | 8 | 13 | 13 | 9 | 2 | 3 | 1 | 2 | 0 | 0 | 0 | Ramillies |
| 92 | 88 | 67 | 75 | 58 | 50 | 53 | 46 | 35 | 31 | 9 | 5 | 0 | Rebecq |
| 207 | 255 | 180 | 160 | 138 | 81 | 48 | 49 | 32 | 27 | 8 | 5 | 0 | Rixensart |
| 333 | 311 | 289 | 265 | 255 | 220 | 184 | 129 | 100 | 44 | 14 | 4 | 2 | Tubize |
| 40 | 44 | 34 | 28 | 28 | 21 | 10 | 9 | 2 | 7 | 2 | 1 | 0 | Villers-la-Ville |
| 17 | 13 | 20 | 13 | 11 | 10 | 4 | 3 | 4 | 3 | 3 | 0 | 0 | Walhain |
| 607 | 595 | 487 | 357 | 344 | 173 | 123 | 100 | 71 | 40 | 10 | 7 | 1 | Waterloo |
| 247 | 210 | 174 | 160 | 131 | 112 | 68 | 46 | 45 | 29 | 10 | 3 | 1 | Wavre |
| 14.042 | 13.963 | 13.860 | 12.449 | 10.519 | 7.695 | 7.383 | 6.946 | 5.947 | 3.398 | 958 | 467 | 116 | Prov. de Hainaut |
| 374 | 371 | 351 | 319 | 261 | 150 | 133 | 139 | 120 | 75 | 18 | 10 | 3 | Arr. d'Ath |
| 60 | 68 | 65 | 68 | 42 | 16 | 16 | 16 | 12 | 13 | 4 | 3 | 1 | Ath |
| 95 | 76 | 73 | 59 | 38 | 24 | 16 | 24 | 17 | 7 | 2 | 3 | 0 | Beloil |
| 134 | 144 | 141 | 124 | 110 | 67 | 68 | 81 | 58 | 41 | 11 | 3 | 2 | Bernissart |
| 15 | 10 | 22 | 12 | 7 | 5 | 4 | 2 | 4 | 2 | 0 | 0 | 0 | Brugelette |
| 19 | 19 | 17 | 15 | 14 | 13 | 9 | 2 | 8 | 4 | 0 | 1 | 0 | Chièvres |
| 12 | 17 | 8 | 10 | 16 | 3 | 3 | 2 | 5 | 1 | 0 | 0 | 0 | Ellezelles |
| 12 | 7 | 9 | 6 | 10 | 3 | 5 | 0 | 4 | 0 | 0 | 0 | 0 | Flobecq |
| 27 | 30 | 16 | 25 | 24 | 19 | 12 | 12 | 12 | 7 | 1 | 0 | 0 | Frasnes-lez-Anvaing |
| 5.409 | 5.473 | 5.480 | 4.796 | 4.134 | 3.202 | 3.275 | 3.041 | 2.559 | 1.367 | 368 | 162 | 27 | Arr. de Charleroi |
| 165 | 173 | 187 | 150 | 131 | 90 | 108 | 113 | 97 | 57 | 15 | 4 | 1 | Aiseau-Presles |
| 258 | 262 | 302 | 283 | 254 | 161 | 196 | 162 | 157 | 60 | 26 | 9 | 1 | Chapelle-lez-Herlaimont |
| 2.771 | 2.681 | 2.584 | 2.206 | 1.956 | 1.560 | 1.640 | 1.509 | 1.250 | 619 | 175 | 77 | 19 | Charleroi |
| 553 | 561 | 555 | 531 | 436 | 360 | 362 | 344 | 305 | 186 | 36 | 17 | 0 | Châtelet |
| 345 | 386 | 374 | 308 | 285 | 209 | 186 | 199 | 172 | 111 | 28 | 11 | 2 | Courcelles |
| 179 | 206 | 226 | 187 | 130 | 140 | 123 | 114 | 79 | 43 | 14 | 3 | 0 | Farciennes |
| 278 | 326 | 314 | 258 | 225 | 185 | 187 | 162 | 110 | 73 | 20 | 9 | 1 | Fleurus |
| 237 | 253 | 311 | 289 | 241 | 190 | 157 | 167 | 158 | 85 | 19 | 15 | 2 | Fontaine-l'Evêque |
| 69 | 72 | 83 | 71 | 53 | 44 | 37 | 30 | 31 | 15 | 9 | 1 | 1 | Gerpinnes |
| 33 | 34 | 37 | 34 | 25 | 17 | 24 | 15 | 11 | 6 | 0 | 3 | 0 | Les Bons Villers |
| 314 | 323 | 333 | 305 | 234 | 138 | 155 | 158 | 124 | 64 | 12 | 8 | 0 | Manage |
| 73 | 57 | 51 | 49 | 68 | 28 | 52 | 38 | 29 | 30 | 11 | 3 | 0 | Montigny-le-Tilleul |
| 71 | 60 | 66 | 76 | 54 | 36 | 19 | 17 | 23 | 11 | 2 | 1 | 0 | Pont-à-Celles |
| 63 | 79 | 57 | 49 | 42 | 44 | 29 | 13 | 13 | 7 | 1 | 1 | 0 | Seneffe |
| 2.990 | 3.038 | 2.970 | 2.559 | 2.113 | 1.454 | 1.411 | 1.418 | 1.269 | 679 | 167 | 77 | 23 | Arr. de Mons |
| 273 | 319 | 335 | 233 | 192 | 127 | 165 | 169 | 160 | 88 | 15 | 11 | 2 | Boussu |
| 255 | 280 | 300 | 263 | 193 | 122 | 146 | 127 | 121 | 61 | 20 | 9 | 3 | Colfontaine |
| 110 | 125 | 158 | 127 | 90 | 66 | 64 | 78 | 68 | 35 | 10 | 3 | 2 | Dour |
| 205 | 223 | 234 | 187 | 179 | 88 | 115 | 108 | 108 | 55 | 15 | 3 | 1 | Frameries |
| 58 | 69 | 55 | 66 | 42 | 49 | 49 | 45 | 36 | 26 | 5 | 7 | 3 | Hensies |
| 20 | 30 | 24 | 30 | 25 | 18 | 13 | 13 | 10 | 13 | 2 | 0 | 1 | Honnelles |
| 124 | 91 | 77 | 74 | 65 | 38 | 13 | 18 | 15 | 4 | 1 | 1 | 0 | Jurbise |
| 26 | 33 | 19 | 10 | 15 | 14 | 3 | 5 | 4 | 1 | 0 | 1 | 0 | Lens |
| 1.260 | 1.140 | 1.089 | 955 | 779 | 560 | 469 | 466 | 429 | 221 | 50 | 18 | 7 | Mons |
| 315 | 381 | 334 | 275 | 243 | 187 | 181 | 190 | 149 | 70 | 18 | 7 | 1 | Quaregnon |
| 47 | 27 | 34 | 31 | 29 | 17 | 25 | 21 | 29 | 15 | 3 | 0 | 0 | Quévvy |
| 83 | 85 | 71 | 66 | 90 | 52 | 54 | 47 | 34 | 26 | 11 | 9 | 0 | Quiévrain |
| 214 | 235 | 240 | 242 | 171 | 116 | 114 | 131 | 106 | 64 | 17 | 8 | 3 | Saint-Ghislain |
| 979 | 892 | 861 | 978 | 802 | 458 | 439 | 401 | 293 | 231 | 101 | 49 | 18 | Arr. de Mouscron |
| 348 | 328 | 276 | 298 | 256 | 165 | 166 | 113 | 80 | 69 | 41 | 17 | 8 | Comines-Warneton |
| 631 | 564 | 585 | 680 | 546 | 293 | 273 | 288 | 213 | 162 | 60 | 32 | 10 | Mouscron |
| 2.072 | 2.135 | 2.061 | 1.790 | 1.481 | 1.196 | 1.029 | 929 | 765 | 460 | 113 | 44 | 5 | Arr. de Soignies |
| 144 | 132 | 126 | 102 | 87 | 69 | 35 | 48 | 20 | 15 | 6 | 1 | 0 | Braine-le-Comte |
| 48 | 42 | 25 | 27 | 22 | 23 | 16 | 10 | 13 | 4 | 1 | 1 | 0 | Ecaussinnes |
| 45 | 47 | 42 | 38 | 32 | 23 | 12 | 13 | 10 | 11 | 1 | 1 | 0 | Enguien |
| 1.441 | 1.519 | 1.496 | 1.293 | 1.099 | 933 | 867 | 775 | 653 | 375 | 94 | 35 | 4 | La Louvière |
| 57 | 65 | 65 | 45 | 43 | 25 | 19 | 20 | 24 | 18 | 5 | 3 | 0 | Le Roeulx |
| 74 | 79 | 58 | 60 | 39 | 21 | 23 | 21 | 14 | 10 | 3 | 1 | 0 | Lessines |

Population au 1.1.2004

Population étrangère par groupe d'âges - par commune - Hommes et femmes (suite)

| | Total | Moins de 18 ans | De 18 à 64 ans | 65 ans et plus | Moins de 5 ans | De 5 à 9 ans | De 10 à 14 ans | De 15 à 19 ans | De 20 à 24 ans | De 25 à 29 ans | De 30 à 34 ans |
|------------------------|----------------|-----------------|----------------|----------------|----------------|--------------|----------------|----------------|----------------|----------------|----------------|
| Silly | 280 | 45 | 220 | 15 | 13 | 10 | 16 | 10 | 15 | 19 | 29 |
| Soignies | 2.090 | 374 | 1.568 | 148 | 63 | 94 | 135 | 116 | 121 | 129 | 188 |
| Arr. de Thuin | 11.666 | 620 | 8.508 | 2.538 | 103 | 131 | 211 | 283 | 380 | 610 | 1.010 |
| Anderlues | 1.267 | 68 | 915 | 284 | 15 | 10 | 25 | 30 | 35 | 64 | 111 |
| Beaumont | 189 | 16 | 147 | 26 | 5 | 3 | 5 | 7 | 6 | 11 | 22 |
| Binche | 3.653 | 166 | 2.587 | 900 | 21 | 40 | 60 | 72 | 104 | 195 | 299 |
| Chimay | 379 | 40 | 277 | 62 | 11 | 6 | 9 | 20 | 15 | 41 | 37 |
| Erquelinnes | 826 | 53 | 574 | 199 | 3 | 16 | 22 | 16 | 41 | 37 | 64 |
| Estinnes | 371 | 28 | 301 | 42 | 4 | 10 | 9 | 8 | 9 | 22 | 41 |
| Froidchapelle | 89 | 5 | 72 | 12 | 1 | 0 | 4 | 2 | 1 | 7 | 8 |
| Ham-sur-Heure-Nalinnes | 441 | 14 | 343 | 84 | 4 | 2 | 4 | 6 | 5 | 21 | 41 |
| Lobbès | 159 | 6 | 127 | 26 | 1 | 3 | 1 | 3 | 8 | 7 | 10 |
| Merbes-le-Château | 156 | 9 | 128 | 19 | 1 | 4 | 3 | 1 | 6 | 5 | 21 |
| Momignies | 323 | 19 | 229 | 75 | 3 | 2 | 9 | 10 | 7 | 18 | 15 |
| Mortlanwelz | 3.137 | 163 | 2.291 | 683 | 25 | 30 | 53 | 91 | 119 | 145 | 294 |
| Sivry-Rance | 156 | 8 | 119 | 29 | 2 | 2 | 2 | 3 | 6 | 5 | 13 |
| Thuin | 520 | 25 | 398 | 97 | 7 | 3 | 5 | 14 | 18 | 32 | 34 |
| Arr. de Tournai | 10.493 | 1.373 | 7.661 | 1.459 | 257 | 347 | 406 | 629 | 662 | 746 | 1.008 |
| Antoing | 377 | 42 | 293 | 42 | 7 | 16 | 8 | 23 | 29 | 34 | 40 |
| Brunehaut | 639 | 91 | 448 | 100 | 16 | 20 | 26 | 38 | 22 | 38 | 66 |
| Celles | 202 | 23 | 141 | 38 | 4 | 7 | 6 | 15 | 8 | 10 | 22 |
| Estaimpuis | 1.930 | 350 | 1.286 | 294 | 68 | 94 | 110 | 126 | 90 | 85 | 139 |
| Leuze-en-Hainaut | 431 | 41 | 339 | 51 | 10 | 7 | 14 | 19 | 32 | 37 | 61 |
| Mont-de-l'Enclus | 65 | 3 | 52 | 10 | 1 | 0 | 1 | 1 | 3 | 2 | 12 |
| Pecq | 308 | 37 | 224 | 47 | 7 | 13 | 12 | 14 | 15 | 21 | 31 |
| Péruwelz | 1.938 | 241 | 1.442 | 255 | 41 | 53 | 55 | 156 | 149 | 147 | 156 |
| Rumes | 291 | 30 | 227 | 34 | 5 | 8 | 8 | 14 | 9 | 9 | 29 |
| Tournai | 4.312 | 515 | 3.209 | 588 | 98 | 129 | 166 | 223 | 305 | 363 | 452 |
| Prov. de Liège | 104.153 | 11.760 | 74.202 | 18.191 | 2.600 | 3.027 | 3.667 | 4.228 | 6.339 | 7.364 | 8.778 |
| Arr. de Huy | 3.852 | 323 | 2.806 | 723 | 72 | 95 | 88 | 131 | 160 | 254 | 352 |
| Amay | 517 | 35 | 352 | 130 | 4 | 13 | 11 | 13 | 11 | 23 | 43 |
| Anthisnes | 118 | 5 | 93 | 20 | 0 | 3 | 0 | 6 | 2 | 7 | 10 |
| Burdinne | 81 | 5 | 62 | 14 | 2 | 2 | 1 | 0 | 3 | 9 | 8 |
| Clavier | 134 | 20 | 93 | 21 | 2 | 8 | 5 | 8 | 8 | 5 | 10 |
| Engis | 394 | 28 | 242 | 124 | 4 | 11 | 10 | 6 | 12 | 23 | 26 |
| Ferrières | 106 | 11 | 86 | 9 | 0 | 6 | 3 | 4 | 4 | 8 | 13 |
| Hamoir | 86 | 7 | 69 | 10 | 2 | 3 | 1 | 2 | 1 | 6 | 12 |
| Héron | 106 | 9 | 85 | 12 | 2 | 1 | 0 | 9 | 5 | 15 | 8 |
| Huy | 1.004 | 124 | 719 | 161 | 40 | 28 | 32 | 46 | 68 | 92 | 100 |
| Marchin | 259 | 20 | 203 | 36 | 1 | 6 | 6 | 10 | 18 | 12 | 28 |
| Modave | 132 | 7 | 92 | 33 | 0 | 0 | 4 | 5 | 0 | 4 | 13 |
| Nandrin | 191 | 6 | 153 | 32 | 2 | 2 | 2 | 3 | 3 | 8 | 13 |
| Ouffet | 50 | 6 | 35 | 9 | 5 | 1 | 0 | 0 | 2 | 2 | 3 |
| Tinlot | 66 | 5 | 53 | 8 | 0 | 2 | 2 | 2 | 3 | 4 | 8 |
| Verlaine | 94 | 7 | 83 | 4 | 2 | 2 | 1 | 4 | 6 | 5 | 8 |
| Villers-Le-Bouillet | 165 | 9 | 129 | 27 | 2 | 3 | 3 | 3 | 6 | 8 | 19 |
| Wanze | 349 | 19 | 257 | 73 | 4 | 4 | 7 | 10 | 8 | 23 | 30 |
| Arr. de Liège | 72.842 | 6.757 | 51.995 | 14.090 | 1.488 | 1.661 | 2.088 | 2.685 | 4.808 | 5.589 | 6.234 |
| Ans | 3.123 | 235 | 2.275 | 613 | 37 | 56 | 89 | 93 | 155 | 195 | 237 |
| Awans | 379 | 21 | 308 | 50 | 3 | 2 | 9 | 9 | 11 | 21 | 36 |
| Aywaille | 244 | 27 | 197 | 20 | 4 | 7 | 10 | 14 | 18 | 23 | 27 |
| Bassenge | 508 | 73 | 376 | 59 | 29 | 24 | 13 | 13 | 21 | 28 | 41 |
| Beyne-Heusay | 1.329 | 115 | 917 | 297 | 18 | 26 | 45 | 45 | 52 | 78 | 101 |
| Blégny | 560 | 43 | 413 | 104 | 6 | 17 | 10 | 22 | 12 | 22 | 48 |
| Chaudfontaine | 910 | 92 | 620 | 198 | 27 | 24 | 24 | 27 | 33 | 44 | 70 |
| Comblain-au-Pont | 282 | 36 | 197 | 49 | 9 | 10 | 12 | 11 | 9 | 18 | 30 |
| Dalhem | 379 | 52 | 289 | 38 | 6 | 11 | 23 | 19 | 10 | 17 | 32 |
| Esneux | 534 | 44 | 406 | 84 | 17 | 15 | 8 | 15 | 61 | 47 | 43 |
| Flémalle | 2.171 | 101 | 1.409 | 661 | 22 | 20 | 41 | 36 | 73 | 101 | 156 |
| Fléron | 1.565 | 114 | 1.086 | 365 | 25 | 21 | 33 | 53 | 70 | 93 | 106 |
| Grâce-Hollogne | 3.771 | 271 | 2.710 | 790 | 37 | 58 | 93 | 133 | 157 | 190 | 283 |
| Herstal | 6.666 | 530 | 4.732 | 1.404 | 93 | 124 | 178 | 240 | 344 | 379 | 518 |
| Juprelle | 413 | 26 | 339 | 48 | 6 | 7 | 8 | 13 | 13 | 23 | 30 |

Population au 1.1.2004

| De 35 à 39 ans | De 40 à 44 ans | De 45 à 49 ans | De 50 à 54 ans | De 55 à 59 ans | De 60 à 64 ans | De 65 à 69 ans | De 70 à 74 ans | De 75 à 79 ans | De 80 à 84 ans | De 85 à 89 ans | De 90 à 94 ans | 95 ans et plus | |
|-------------------|-------------------|-------------------|----------------------|-------------------|----------------------|----------------------|----------------------|-------------------|-------------------|----------------------|-------------------|-------------------|------------------------|
| 33 | 33 | 27 | 28 | 23 | 9 | 5 | 2 | 3 | 4 | 0 | 0 | 1 | Silly |
| 230 | 218 | 222 | 197 | 136 | 93 | 52 | 40 | 28 | 23 | 3 | 2 | 0 | Soignies |
| 1.141 | 1.186 | 1.218 | 1.116 | 968 | 771 | 739 | 699 | 597 | 337 | 106 | 50 | 10 | Arr. de Thuin |
| 107 | 110 | 128 | 144 | 104 | 100 | 81 | 78 | 57 | 50 | 12 | 2 | 4 | Anderlues |
| 25 | 23 | 16 | 17 | 14 | 9 | 5 | 5 | 6 | 7 | 2 | 1 | 0 | Beaumont |
| 333 | 374 | 370 | 350 | 306 | 229 | 256 | 286 | 194 | 110 | 30 | 20 | 4 | Binche |
| 30 | 18 | 33 | 38 | 37 | 22 | 12 | 5 | 28 | 14 | 1 | 2 | 0 | Chimay |
| 67 | 87 | 78 | 69 | 73 | 54 | 63 | 44 | 54 | 27 | 10 | 1 | 0 | Erquelinnes |
| 52 | 38 | 41 | 41 | 34 | 20 | 14 | 12 | 10 | 5 | 0 | 1 | 0 | Estinnes |
| 7 | 8 | 11 | 10 | 9 | 9 | 6 | 3 | 2 | 1 | 0 | 0 | 0 | Froidchapelle |
| 51 | 57 | 58 | 38 | 36 | 34 | 26 | 18 | 19 | 12 | 4 | 4 | 1 | Ham-sur-Heure-Nalinnes |
| 20 | 14 | 21 | 21 | 14 | 10 | 5 | 6 | 10 | 4 | 1 | 0 | 0 | Lobbès |
| 27 | 20 | 17 | 15 | 12 | 5 | 8 | 3 | 7 | 1 | 0 | 0 | 0 | Merbes-le-Château |
| 34 | 25 | 31 | 30 | 41 | 23 | 18 | 22 | 20 | 7 | 5 | 3 | 0 | Momignies |
| 332 | 332 | 324 | 269 | 225 | 215 | 218 | 180 | 160 | 79 | 32 | 13 | 1 | Morlanwelz |
| 12 | 13 | 24 | 16 | 18 | 11 | 3 | 6 | 7 | 9 | 3 | 1 | 0 | Sivry-Rance |
| 44 | 67 | 66 | 58 | 45 | 30 | 24 | 31 | 23 | 11 | 6 | 2 | 0 | Thuin |
| 1.077 | 868 | 919 | 891 | 760 | 464 | 357 | 319 | 344 | 249 | 85 | 75 | 30 | Arr. de Tournai |
| 31 | 35 | 22 | 35 | 31 | 24 | 15 | 4 | 14 | 7 | 0 | 1 | 1 | Antoing |
| 67 | 51 | 59 | 54 | 45 | 37 | 23 | 34 | 16 | 17 | 5 | 4 | 1 | Brunehaut |
| 21 | 13 | 16 | 19 | 14 | 9 | 3 | 3 | 4 | 17 | 7 | 2 | 2 | Celles |
| 178 | 155 | 172 | 190 | 148 | 81 | 71 | 75 | 63 | 47 | 21 | 13 | 4 | Estaimpuis |
| 48 | 41 | 39 | 24 | 35 | 13 | 11 | 14 | 11 | 6 | 3 | 5 | 1 | Leuze-en-Hainaut |
| 6 | 2 | 9 | 6 | 9 | 3 | 1 | 2 | 6 | 1 | 0 | 0 | 0 | Mont-de-l'Enclus |
| 30 | 20 | 30 | 30 | 24 | 14 | 13 | 13 | 12 | 4 | 2 | 3 | 0 | Pecq |
| 196 | 168 | 184 | 163 | 124 | 91 | 70 | 53 | 68 | 49 | 8 | 4 | 3 | Péruwelz |
| 47 | 21 | 27 | 29 | 32 | 19 | 9 | 8 | 8 | 3 | 5 | 1 | 0 | Rumes |
| 453 | 362 | 361 | 341 | 298 | 173 | 141 | 113 | 142 | 98 | 34 | 42 | 18 | Tournai |
| 10.189 | 9.985 | 9.348 | 7.927 | 6.764 | 5.746 | 5.691 | 5.083 | 4.023 | 2.347 | 666 | 316 | 65 | Prov. de Liège |
| 388 | 416 | 366 | 328 | 281 | 198 | 217 | 196 | 168 | 100 | 28 | 13 | 1 | Arr. de Huy |
| 44 | 55 | 55 | 46 | 36 | 33 | 40 | 38 | 25 | 20 | 3 | 4 | 0 | Amay |
| 12 | 15 | 12 | 16 | 6 | 9 | 6 | 6 | 6 | 1 | 0 | 1 | 0 | Anthismes |
| 9 | 8 | 5 | 7 | 10 | 3 | 5 | 1 | 3 | 2 | 2 | 1 | 0 | Burdinne |
| 10 | 18 | 11 | 14 | 10 | 4 | 5 | 4 | 7 | 2 | 3 | 0 | 0 | Clavier |
| 27 | 41 | 33 | 30 | 29 | 18 | 34 | 40 | 28 | 18 | 2 | 1 | 1 | Engis |
| 11 | 9 | 15 | 9 | 9 | 6 | 5 | 0 | 3 | 1 | 0 | 0 | 0 | Ferrières |
| 4 | 9 | 4 | 14 | 9 | 9 | 4 | 2 | 3 | 1 | 0 | 0 | 0 | Hamoir |
| 9 | 10 | 16 | 6 | 8 | 5 | 5 | 6 | 0 | 1 | 0 | 0 | 0 | Héron |
| 106 | 100 | 68 | 68 | 52 | 43 | 46 | 49 | 33 | 20 | 10 | 3 | 0 | Huy |
| 19 | 27 | 26 | 22 | 27 | 21 | 12 | 10 | 12 | 1 | 1 | 0 | 0 | Marchin |
| 16 | 15 | 10 | 13 | 13 | 6 | 9 | 7 | 13 | 2 | 2 | 0 | 0 | Modave |
| 30 | 27 | 24 | 15 | 19 | 11 | 7 | 10 | 7 | 5 | 1 | 2 | 0 | Nandrin |
| 4 | 5 | 10 | 4 | 3 | 2 | 2 | 2 | 3 | 2 | 0 | 0 | 0 | Ouffet |
| 9 | 7 | 6 | 8 | 7 | 0 | 4 | 0 | 2 | 2 | 0 | 0 | 0 | Tinlot |
| 14 | 10 | 19 | 13 | 4 | 2 | 1 | 0 | 1 | 2 | 0 | 0 | 0 | Verlaine |
| 17 | 20 | 22 | 15 | 12 | 8 | 10 | 7 | 5 | 4 | 1 | 0 | 0 | Villers-Le-Bouillet |
| 47 | 40 | 30 | 28 | 27 | 18 | 22 | 14 | 17 | 16 | 3 | 1 | 0 | Wanze |
| 6.769 | 6.623 | 6.502 | 5.466 | 4.756 | 4.083 | 4.203 | 4.009 | 3.193 | 1.872 | 507 | 250 | 56 | Arr. de Liège |
| 278 | 333 | 315 | 303 | 248 | 171 | 186 | 187 | 124 | 82 | 18 | 12 | 4 | Ans |
| 29 | 54 | 56 | 41 | 35 | 23 | 19 | 12 | 11 | 6 | 2 | 0 | 0 | Awans |
| 26 | 23 | 31 | 22 | 9 | 10 | 5 | 9 | 3 | 3 | 0 | 0 | 0 | Aywaille |
| 61 | 58 | 46 | 48 | 32 | 35 | 29 | 11 | 9 | 6 | 2 | 2 | 0 | Bassenge |
| 122 | 127 | 134 | 124 | 76 | 84 | 91 | 67 | 81 | 39 | 13 | 5 | 1 | Beyne-Heusay |
| 56 | 63 | 60 | 58 | 35 | 47 | 27 | 21 | 30 | 20 | 5 | 1 | 0 | Blégny |
| 98 | 96 | 74 | 76 | 63 | 56 | 49 | 58 | 41 | 32 | 7 | 8 | 3 | Chaudfontaine |
| 25 | 30 | 25 | 20 | 19 | 15 | 15 | 11 | 10 | 11 | 2 | 0 | 0 | Comblain-au-Pont |
| 33 | 47 | 51 | 14 | 36 | 42 | 15 | 11 | 6 | 1 | 4 | 1 | 0 | Dalhem |
| 66 | 43 | 40 | 41 | 30 | 24 | 16 | 21 | 20 | 18 | 6 | 3 | 0 | Esneux |
| 170 | 187 | 180 | 186 | 193 | 145 | 162 | 174 | 157 | 119 | 34 | 11 | 4 | Flémalle |
| 144 | 131 | 135 | 125 | 135 | 129 | 105 | 119 | 68 | 57 | 9 | 7 | 0 | Fléron |
| 351 | 365 | 400 | 365 | 317 | 232 | 233 | 236 | 187 | 92 | 25 | 13 | 4 | Grâce-Hollogne |
| 588 | 670 | 690 | 571 | 479 | 388 | 402 | 410 | 329 | 191 | 48 | 22 | 2 | Herstal |
| 43 | 46 | 60 | 55 | 43 | 18 | 20 | 10 | 10 | 6 | 0 | 2 | 0 | Juprelle |

Population au 1.1.2004

Population étrangère par groupe d'âges - par commune - Hommes et femmes (suite)

| | Total | Moins de 18 ans | De 18 à 64 ans | 65 ans et plus | Moins de 5 ans | De 5 à 9 ans | De 10 à 14 ans | De 15 à 19 ans | De 20 à 24 ans | De 25 à 29 ans | De 30 à 34 ans |
|-----------------------------|---------------|-----------------|----------------|----------------|----------------|--------------|----------------|----------------|----------------|----------------|----------------|
| Liège | 29.815 | 3.425 | 21.883 | 4.507 | 881 | 874 | 982 | 1.245 | 2.862 | 3.120 | 2.954 |
| Neupré | 483 | 39 | 375 | 69 | 7 | 5 | 14 | 23 | 15 | 23 | 32 |
| Oupeye | 1.549 | 96 | 1.138 | 315 | 11 | 28 | 30 | 60 | 63 | 69 | 123 |
| Saint-Nicolas | 5.602 | 414 | 3.855 | 1.333 | 65 | 91 | 133 | 217 | 245 | 360 | 403 |
| Seraing | 8.990 | 677 | 5.966 | 2.347 | 125 | 152 | 232 | 279 | 416 | 512 | 696 |
| Soumagne | 998 | 63 | 757 | 178 | 8 | 23 | 21 | 21 | 35 | 65 | 85 |
| Sprimont | 445 | 34 | 315 | 96 | 3 | 6 | 15 | 16 | 28 | 18 | 32 |
| Trooz | 550 | 32 | 355 | 163 | 7 | 8 | 7 | 13 | 18 | 28 | 31 |
| Visé | 1.576 | 197 | 1.077 | 302 | 42 | 52 | 58 | 68 | 87 | 115 | 120 |
| Arr. de Verviers | 25.606 | 4.546 | 17.959 | 3.101 | 1.008 | 1.240 | 1.453 | 1.357 | 1.301 | 1.394 | 1.975 |
| Aubel | 167 | 20 | 126 | 21 | 6 | 8 | 5 | 2 | 6 | 7 | 13 |
| Baelen | 309 | 33 | 234 | 42 | 7 | 11 | 9 | 13 | 13 | 16 | 25 |
| Dison | 1.169 | 196 | 811 | 162 | 42 | 56 | 56 | 69 | 76 | 99 | 115 |
| Herve | 753 | 69 | 552 | 132 | 16 | 16 | 27 | 24 | 32 | 47 | 68 |
| Jalhay | 171 | 21 | 130 | 20 | 2 | 4 | 10 | 8 | 6 | 7 | 12 |
| Lierneux | 101 | 8 | 78 | 15 | 2 | 1 | 1 | 5 | 4 | 3 | 4 |
| Limbourg | 233 | 26 | 179 | 28 | 4 | 6 | 9 | 11 | 9 | 13 | 24 |
| Malmedy | 498 | 80 | 326 | 92 | 16 | 20 | 35 | 14 | 20 | 33 | 34 |
| Olne | 130 | 9 | 93 | 28 | 4 | 2 | 2 | 4 | 3 | 4 | 5 |
| Pepinster | 242 | 20 | 188 | 34 | 3 | 7 | 5 | 10 | 15 | 24 | 25 |
| Plombières | 2.155 | 434 | 1.519 | 202 | 97 | 131 | 134 | 114 | 81 | 82 | 149 |
| Spa | 416 | 41 | 297 | 78 | 13 | 6 | 12 | 18 | 22 | 37 | 38 |
| Stavelot | 184 | 17 | 147 | 20 | 2 | 5 | 5 | 8 | 2 | 8 | 19 |
| Stoumont | 96 | 10 | 73 | 13 | 1 | 2 | 3 | 5 | 6 | 7 | 10 |
| Theux | 279 | 31 | 206 | 42 | 8 | 5 | 15 | 8 | 6 | 12 | 30 |
| Thimister-Clermont | 152 | 19 | 119 | 14 | 12 | 3 | 1 | 8 | 9 | 4 | 14 |
| Trois-Ponts | 85 | 13 | 58 | 14 | 2 | 3 | 4 | 6 | 2 | 1 | 5 |
| Verviers | 4.830 | 781 | 3.447 | 602 | 225 | 175 | 223 | 274 | 412 | 456 | 478 |
| Waimès | 223 | 24 | 159 | 40 | 3 | 8 | 8 | 7 | 8 | 13 | 19 |
| Welkenraedt | 562 | 88 | 396 | 78 | 27 | 22 | 23 | 27 | 21 | 23 | 47 |
| Dont C. germanophone | 12.851 | 2.606 | 8.821 | 1.424 | 516 | 749 | 866 | 722 | 548 | 498 | 841 |
| Amblève | 185 | 41 | 129 | 15 | 7 | 17 | 10 | 10 | 2 | 10 | 18 |
| Bullange | 333 | 66 | 237 | 30 | 18 | 17 | 20 | 15 | 13 | 14 | 22 |
| Burg-Reuland | 271 | 42 | 195 | 34 | 7 | 16 | 15 | 8 | 17 | 13 | 21 |
| Butgenbach | 229 | 27 | 170 | 32 | 6 | 8 | 7 | 12 | 12 | 16 | 10 |
| Eupen | 2.087 | 365 | 1.495 | 227 | 72 | 109 | 121 | 117 | 101 | 125 | 171 |
| La Calamine | 3.357 | 726 | 2.274 | 357 | 136 | 213 | 222 | 236 | 164 | 109 | 184 |
| Lontzen | 1.131 | 248 | 766 | 117 | 58 | 77 | 80 | 47 | 36 | 28 | 94 |
| Raeren | 4.801 | 1.024 | 3.223 | 554 | 203 | 275 | 362 | 261 | 173 | 142 | 281 |
| Saint-Vith | 457 | 67 | 332 | 58 | 9 | 17 | 29 | 16 | 30 | 41 | 40 |
| Arr. de Waremme | 1.853 | 134 | 1.442 | 277 | 32 | 31 | 38 | 55 | 70 | 127 | 217 |
| Berloz | 37 | 2 | 32 | 3 | 1 | 0 | 1 | 0 | 1 | 1 | 2 |
| Braives | 109 | 4 | 84 | 21 | 0 | 0 | 2 | 3 | 6 | 8 | 12 |
| Crisnée | 73 | 2 | 68 | 3 | 0 | 0 | 1 | 1 | 3 | 2 | 13 |
| Donceel | 96 | 7 | 76 | 13 | 0 | 2 | 2 | 3 | 1 | 4 | 10 |
| Faimes | 76 | 8 | 61 | 7 | 2 | 0 | 6 | 2 | 3 | 6 | 9 |
| Fexhe-le-Haut-Clocher | 112 | 6 | 92 | 14 | 0 | 1 | 4 | 3 | 4 | 5 | 11 |
| Geer | 44 | 1 | 33 | 10 | 0 | 0 | 0 | 1 | 3 | 4 | 4 |
| Hannut | 332 | 44 | 254 | 34 | 14 | 13 | 7 | 19 | 10 | 29 | 56 |
| Lincet | 62 | 2 | 53 | 7 | 1 | 0 | 0 | 2 | 4 | 7 | 11 |
| Oreye | 85 | 10 | 68 | 7 | 7 | 2 | 0 | 3 | 2 | 9 | 10 |
| Remicourt | 116 | 5 | 95 | 16 | 2 | 1 | 2 | 2 | 4 | 3 | 13 |
| Saint-Georges-sur-Meuse | 361 | 22 | 253 | 86 | 3 | 7 | 6 | 7 | 5 | 20 | 30 |
| Waremme | 307 | 18 | 239 | 50 | 2 | 4 | 7 | 7 | 24 | 25 | 31 |
| Wasseiges | 43 | 3 | 34 | 6 | 0 | 1 | 0 | 2 | 0 | 4 | 5 |
| Prov. de Luxembourg | 11.890 | 1.674 | 8.897 | 1.319 | 415 | 451 | 503 | 517 | 698 | 1.015 | 1.361 |
| Arr. d'Arlon | 5.210 | 800 | 3.885 | 525 | 213 | 218 | 243 | 213 | 296 | 488 | 595 |
| Arlon | 2.045 | 301 | 1.616 | 128 | 82 | 83 | 84 | 91 | 130 | 245 | 290 |
| Attert | 181 | 25 | 138 | 18 | 8 | 7 | 6 | 7 | 5 | 17 | 27 |
| Aubange | 2.190 | 367 | 1.541 | 282 | 93 | 103 | 114 | 93 | 128 | 172 | 201 |
| Martelange | 120 | 20 | 82 | 18 | 4 | 5 | 9 | 4 | 5 | 12 | 11 |
| Messancy | 674 | 87 | 508 | 79 | 26 | 20 | 30 | 18 | 28 | 42 | 66 |

Population au 1.1.2004

| De 35 à 39 ans | De 40 à 44 ans | De 45 à 49 ans | De 50 à 54 ans | De 55 à 59 ans | De 60 à 64 ans | De 65 à 69 ans | De 70 à 74 ans | De 75 à 79 ans | De 80 à 84 ans | De 85 à 89 ans | De 90 à 94 ans | 95 ans et plus | |
|-------------------|-------------------|-------------------|----------------------|-------------------|----------------------|----------------------|----------------------|-------------------|-------------------|----------------------|-------------------|-------------------|-----------------------------|
| 2.880 | 2.474 | 2.315 | 1.758 | 1.586 | 1.377 | 1.468 | 1.304 | 954 | 550 | 150 | 61 | 20 | Liège |
| 47 | 54 | 56 | 57 | 49 | 32 | 30 | 14 | 14 | 4 | 2 | 5 | 0 | Neupré |
| 143 | 149 | 181 | 168 | 136 | 73 | 83 | 74 | 84 | 53 | 12 | 7 | 2 | Oupeye |
| 473 | 507 | 550 | 453 | 380 | 392 | 393 | 422 | 301 | 153 | 44 | 17 | 3 | Saint-Nicolas |
| 770 | 806 | 781 | 673 | 632 | 569 | 655 | 637 | 569 | 331 | 92 | 52 | 11 | Seraing |
| 121 | 101 | 101 | 96 | 75 | 68 | 50 | 43 | 51 | 25 | 6 | 3 | 0 | Soumagne |
| 50 | 51 | 45 | 47 | 18 | 20 | 33 | 22 | 16 | 10 | 8 | 7 | 0 | Sprimont |
| 63 | 55 | 51 | 40 | 34 | 32 | 32 | 46 | 50 | 26 | 6 | 3 | 0 | Trooz |
| 132 | 153 | 125 | 125 | 96 | 101 | 85 | 90 | 68 | 37 | 12 | 8 | 2 | Visé |
| 2.795 | 2.716 | 2.301 | 1.972 | 1.604 | 1.389 | 1.185 | 814 | 594 | 340 | 117 | 44 | 7 | Arr. de Verviers |
| 20 | 19 | 21 | 13 | 17 | 9 | 7 | 6 | 2 | 4 | 1 | 0 | 1 | Aubel |
| 37 | 38 | 39 | 28 | 18 | 13 | 15 | 7 | 12 | 4 | 3 | 1 | 0 | Baelen |
| 129 | 105 | 86 | 63 | 53 | 58 | 49 | 51 | 40 | 14 | 6 | 1 | 1 | Dison |
| 85 | 58 | 72 | 70 | 57 | 49 | 35 | 36 | 35 | 17 | 6 | 3 | 0 | Herve |
| 25 | 25 | 15 | 11 | 16 | 10 | 8 | 5 | 6 | 0 | 0 | 0 | 1 | Jalhay |
| 12 | 19 | 10 | 9 | 10 | 6 | 7 | 2 | 4 | 2 | 0 | 0 | 0 | Lierneux |
| 18 | 31 | 27 | 19 | 22 | 12 | 10 | 7 | 8 | 2 | 1 | 0 | 0 | Limbourg |
| 62 | 41 | 40 | 32 | 32 | 27 | 32 | 20 | 19 | 16 | 3 | 2 | 0 | Malmedy |
| 13 | 19 | 18 | 12 | 7 | 9 | 13 | 7 | 3 | 3 | 1 | 1 | 0 | Olné |
| 33 | 21 | 26 | 17 | 13 | 9 | 13 | 7 | 7 | 4 | 1 | 2 | 0 | Pepinster |
| 240 | 261 | 223 | 175 | 136 | 130 | 83 | 55 | 43 | 17 | 4 | 0 | 0 | Plombières |
| 42 | 41 | 27 | 32 | 30 | 20 | 19 | 20 | 24 | 10 | 5 | 0 | 0 | Spa |
| 18 | 27 | 19 | 19 | 22 | 10 | 5 | 7 | 6 | 1 | 1 | 0 | 0 | Stavelot |
| 4 | 14 | 8 | 7 | 11 | 5 | 4 | 2 | 4 | 1 | 2 | 0 | 0 | Stoumont |
| 43 | 33 | 17 | 20 | 26 | 14 | 13 | 9 | 11 | 6 | 2 | 1 | 0 | Theux |
| 18 | 20 | 19 | 17 | 8 | 5 | 4 | 2 | 4 | 4 | 0 | 0 | 0 | Thimister-Clermont |
| 10 | 10 | 12 | 4 | 4 | 8 | 9 | 2 | 3 | 0 | 0 | 0 | 0 | Trois-Ponts |
| 485 | 438 | 342 | 300 | 213 | 207 | 247 | 178 | 106 | 48 | 15 | 7 | 1 | Verviers |
| 28 | 21 | 17 | 15 | 18 | 18 | 12 | 14 | 8 | 4 | 0 | 2 | 0 | Waimes |
| 78 | 63 | 48 | 42 | 35 | 28 | 27 | 25 | 10 | 11 | 4 | 1 | 0 | Welkenraedt |
| 1.395 | 1.412 | 1.215 | 1.067 | 856 | 742 | 573 | 352 | 239 | 172 | 62 | 23 | 3 | Dont C. germanophone |
| 19 | 25 | 12 | 17 | 12 | 11 | 2 | 3 | 7 | 1 | 2 | 0 | 0 | Ambève |
| 52 | 32 | 33 | 28 | 17 | 22 | 13 | 9 | 5 | 1 | 1 | 1 | 0 | Bullange |
| 40 | 35 | 13 | 21 | 15 | 16 | 9 | 15 | 5 | 2 | 3 | 0 | 0 | Burg-Reuland |
| 23 | 27 | 21 | 27 | 13 | 15 | 15 | 6 | 3 | 4 | 3 | 1 | 0 | Butgenbach |
| 246 | 215 | 162 | 171 | 144 | 106 | 89 | 61 | 27 | 35 | 10 | 5 | 0 | Eupen |
| 311 | 354 | 351 | 286 | 221 | 213 | 152 | 85 | 65 | 37 | 14 | 3 | 1 | La Calamine |
| 132 | 134 | 126 | 82 | 64 | 56 | 38 | 30 | 24 | 15 | 5 | 4 | 1 | Lontzen |
| 528 | 543 | 457 | 398 | 342 | 282 | 231 | 134 | 92 | 65 | 22 | 9 | 1 | Raeren |
| 44 | 47 | 40 | 37 | 28 | 21 | 24 | 9 | 11 | 12 | 2 | 0 | 0 | Saint-Vith |
| 237 | 230 | 179 | 161 | 123 | 76 | 86 | 64 | 68 | 35 | 14 | 9 | 1 | Arr. de Waremme |
| 11 | 6 | 5 | 4 | 1 | 1 | 1 | 1 | 0 | 1 | 0 | 0 | 0 | Berloz |
| 8 | 11 | 10 | 13 | 11 | 4 | 8 | 5 | 4 | 2 | 1 | 1 | 0 | Braives |
| 16 | 7 | 11 | 9 | 4 | 3 | 1 | 1 | 1 | 0 | 0 | 0 | 0 | Crisnée |
| 13 | 11 | 8 | 8 | 10 | 11 | 2 | 5 | 5 | 1 | 0 | 0 | 0 | Donceel |
| 7 | 9 | 9 | 8 | 5 | 3 | 2 | 3 | 1 | 0 | 0 | 1 | 0 | Faimes |
| 18 | 16 | 13 | 12 | 9 | 2 | 3 | 3 | 2 | 3 | 2 | 0 | 1 | Fexhe-le-Haut-Clocher |
| 6 | 5 | 5 | 1 | 2 | 3 | 3 | 4 | 2 | 0 | 1 | 0 | 0 | Geer |
| 41 | 31 | 27 | 28 | 8 | 15 | 13 | 5 | 6 | 6 | 3 | 1 | 0 | Hannut |
| 4 | 9 | 8 | 5 | 3 | 1 | 2 | 2 | 2 | 0 | 0 | 1 | 0 | Lincent |
| 10 | 12 | 7 | 7 | 7 | 2 | 4 | 2 | 1 | 0 | 0 | 0 | 0 | Oreye |
| 16 | 17 | 11 | 11 | 14 | 4 | 4 | 2 | 4 | 3 | 1 | 2 | 0 | Remicourt |
| 45 | 51 | 35 | 31 | 21 | 14 | 23 | 22 | 27 | 11 | 2 | 1 | 0 | Saint-Georges-sur-Meuse |
| 39 | 40 | 26 | 21 | 21 | 10 | 17 | 7 | 12 | 8 | 4 | 2 | 0 | Waremme |
| 3 | 5 | 4 | 3 | 7 | 3 | 3 | 2 | 1 | 0 | 0 | 0 | 0 | Wasseiges |
| 1.366 | 1.078 | 948 | 897 | 796 | 526 | 433 | 348 | 274 | 173 | 61 | 21 | 9 | Prov. de Luxembourg |
| 626 | 481 | 422 | 377 | 317 | 196 | 169 | 153 | 112 | 52 | 28 | 8 | 3 | Arr. d'Arlon |
| 261 | 179 | 155 | 136 | 105 | 76 | 41 | 37 | 28 | 8 | 10 | 4 | 0 | Arlon |
| 23 | 18 | 19 | 15 | 6 | 5 | 4 | 10 | 3 | 1 | 0 | 0 | 0 | Attert |
| 250 | 200 | 168 | 153 | 147 | 86 | 90 | 75 | 63 | 37 | 15 | 2 | 0 | Aubange |
| 10 | 15 | 10 | 7 | 5 | 5 | 5 | 6 | 3 | 2 | 0 | 1 | 1 | Martelange |
| 82 | 69 | 70 | 66 | 54 | 24 | 29 | 25 | 15 | 4 | 3 | 1 | 2 | Messancy |

Population au 1.1.2004

Population étrangère par groupe d'âges - par commune - Hommes et femmes (suite)

| | Total | Moins de 18 ans | De 18 à 64 ans | 65 ans et plus | Moins de 5 ans | De 5 à 9 ans | De 10 à 14 ans | De 15 à 19 ans | De 20 à 24 ans | De 25 à 29 ans | De 30 à 34 ans |
|----------------------------------|--------|-----------------|----------------|----------------|----------------|--------------|----------------|----------------|----------------|----------------|----------------|
| Arr. de Bastogne | 1.263 | 160 | 992 | 111 | 39 | 47 | 44 | 62 | 88 | 116 | 129 |
| Bastogne | 541 | 84 | 417 | 40 | 24 | 28 | 22 | 25 | 55 | 70 | 60 |
| Bertogne | 31 | 5 | 25 | 1 | 0 | 1 | 2 | 3 | 0 | 3 | 3 |
| Fauvillers | 60 | 6 | 49 | 5 | 2 | 2 | 2 | 3 | 3 | 4 | 9 |
| Gouvy | 128 | 26 | 93 | 9 | 4 | 9 | 10 | 4 | 5 | 4 | 9 |
| Houffalize | 156 | 12 | 125 | 19 | 3 | 3 | 4 | 2 | 7 | 10 | 16 |
| Sainte-Ode | 40 | 2 | 32 | 6 | 0 | 1 | 0 | 3 | 0 | 2 | 5 |
| Vaux-sur-Sûre | 68 | 5 | 60 | 3 | 3 | 1 | 0 | 3 | 4 | 6 | 5 |
| Vielsalm | 239 | 20 | 191 | 28 | 3 | 2 | 4 | 19 | 14 | 17 | 22 |
| Arr. de Marche-en-Famenne | 1.451 | 197 | 1.074 | 180 | 60 | 48 | 46 | 73 | 91 | 106 | 155 |
| Durbuy | 358 | 38 | 276 | 44 | 15 | 7 | 10 | 11 | 23 | 27 | 44 |
| Erezée | 69 | 5 | 55 | 9 | 2 | 2 | 1 | 0 | 3 | 8 | 4 |
| Hotton | 92 | 9 | 67 | 16 | 2 | 3 | 2 | 5 | 3 | 6 | 11 |
| La Roche-en-Ardenne | 154 | 29 | 118 | 7 | 11 | 5 | 7 | 9 | 14 | 12 | 13 |
| Manhay | 100 | 9 | 73 | 18 | 0 | 2 | 5 | 4 | 3 | 5 | 7 |
| Marche-en-Famenne | 460 | 75 | 337 | 48 | 21 | 20 | 16 | 30 | 36 | 35 | 55 |
| Nassogne | 97 | 9 | 69 | 19 | 1 | 4 | 2 | 2 | 4 | 7 | 13 |
| Rendeux | 67 | 15 | 41 | 11 | 6 | 4 | 1 | 6 | 2 | 2 | 5 |
| Tenneville | 54 | 8 | 38 | 8 | 2 | 1 | 2 | 6 | 3 | 4 | 3 |
| Arr. de Neufchâteau | 1.565 | 226 | 1.156 | 183 | 60 | 61 | 64 | 66 | 99 | 142 | 213 |
| Bertrix | 197 | 18 | 154 | 25 | 4 | 3 | 6 | 12 | 13 | 14 | 32 |
| Bouillon | 330 | 42 | 243 | 45 | 8 | 17 | 12 | 6 | 17 | 23 | 40 |
| Daverdisse | 33 | 3 | 24 | 6 | 0 | 1 | 0 | 2 | 4 | 4 | 2 |
| Herbeumont | 53 | 10 | 31 | 12 | 1 | 4 | 4 | 2 | 4 | 1 | 8 |
| Léglise | 114 | 16 | 86 | 12 | 7 | 5 | 3 | 1 | 4 | 14 | 21 |
| Libin | 95 | 7 | 83 | 5 | 2 | 0 | 1 | 8 | 6 | 9 | 11 |
| Libramont-Chevigny | 234 | 48 | 174 | 12 | 14 | 14 | 12 | 14 | 15 | 35 | 35 |
| Neufchâteau | 185 | 30 | 138 | 17 | 10 | 5 | 12 | 4 | 18 | 19 | 25 |
| Paliseul | 117 | 21 | 77 | 19 | 4 | 5 | 8 | 6 | 7 | 12 | 16 |
| Saint-Hubert | 97 | 14 | 75 | 8 | 2 | 3 | 4 | 8 | 8 | 4 | 13 |
| Tellin | 41 | 6 | 26 | 9 | 4 | 2 | 0 | 0 | 2 | 2 | 5 |
| Wellin | 69 | 11 | 45 | 13 | 4 | 2 | 2 | 3 | 1 | 5 | 5 |
| Arr. de Virton | 2.401 | 291 | 1.790 | 320 | 43 | 77 | 106 | 103 | 124 | 163 | 269 |
| Chiny | 152 | 12 | 122 | 18 | 1 | 2 | 8 | 5 | 7 | 8 | 24 |
| Étalle | 178 | 16 | 152 | 10 | 8 | 3 | 1 | 12 | 10 | 18 | 19 |
| Florenville | 278 | 31 | 204 | 43 | 5 | 5 | 10 | 13 | 15 | 12 | 23 |
| Habay | 263 | 46 | 199 | 18 | 11 | 18 | 14 | 7 | 12 | 22 | 48 |
| Meix-devant-Virton | 111 | 19 | 80 | 12 | 4 | 5 | 7 | 4 | 4 | 11 | 5 |
| Musson | 359 | 48 | 255 | 56 | 2 | 15 | 22 | 15 | 17 | 19 | 38 |
| Rouvroy | 116 | 9 | 85 | 22 | 0 | 2 | 2 | 5 | 4 | 6 | 10 |
| Saint-Léger | 158 | 23 | 113 | 22 | 1 | 6 | 7 | 9 | 8 | 12 | 16 |
| Tintigny | 101 | 7 | 79 | 15 | 1 | 3 | 2 | 1 | 3 | 7 | 18 |
| Virton | 685 | 80 | 501 | 104 | 10 | 18 | 33 | 32 | 44 | 48 | 68 |
| Prov. de Namur | 18.488 | 1.619 | 13.911 | 2.958 | 390 | 392 | 475 | 680 | 1.233 | 1.679 | 1.898 |
| Arr. de Dinant | 3.053 | 374 | 2.173 | 506 | 86 | 92 | 127 | 126 | 130 | 210 | 304 |
| Anhée | 198 | 22 | 131 | 45 | 3 | 4 | 11 | 7 | 4 | 13 | 16 |
| Beauraing | 266 | 23 | 184 | 59 | 3 | 5 | 7 | 11 | 10 | 18 | 20 |
| Bièvre | 82 | 10 | 60 | 12 | 1 | 1 | 4 | 5 | 3 | 1 | 8 |
| Ciney | 347 | 37 | 245 | 65 | 6 | 13 | 10 | 17 | 19 | 20 | 36 |
| Dinant | 440 | 58 | 317 | 65 | 11 | 8 | 24 | 23 | 26 | 32 | 41 |
| Gedinne | 145 | 19 | 104 | 22 | 5 | 4 | 8 | 3 | 3 | 8 | 17 |
| Hamois | 99 | 10 | 77 | 12 | 4 | 3 | 1 | 4 | 6 | 4 | 10 |
| Hastière | 279 | 24 | 215 | 40 | 3 | 6 | 10 | 12 | 8 | 21 | 18 |
| Havelange | 99 | 10 | 81 | 8 | 4 | 1 | 4 | 6 | 4 | 11 | 14 |
| Houyet | 123 | 13 | 88 | 22 | 2 | 4 | 5 | 3 | 5 | 8 | 10 |
| Onhaye | 60 | 4 | 52 | 4 | 1 | 1 | 2 | 0 | 3 | 4 | 10 |
| Rochefort | 287 | 38 | 208 | 41 | 13 | 11 | 9 | 11 | 15 | 33 | 35 |
| Somme-Leuze | 142 | 21 | 88 | 33 | 7 | 2 | 8 | 5 | 6 | 8 | 7 |
| Vresse-sur-Semois | 169 | 25 | 124 | 20 | 3 | 10 | 9 | 8 | 6 | 10 | 17 |
| Yvoir | 317 | 60 | 199 | 58 | 20 | 19 | 15 | 11 | 12 | 19 | 45 |
| Arr. de Namur | 13.277 | 1.080 | 10.141 | 2.056 | 272 | 265 | 301 | 473 | 1.018 | 1.338 | 1.426 |
| Andenne | 1.031 | 105 | 701 | 225 | 25 | 25 | 27 | 43 | 61 | 67 | 68 |
| Assesse | 99 | 12 | 76 | 11 | 6 | 1 | 3 | 2 | 3 | 8 | 17 |

Population au 1.1.2004

| De 35 à 39 ans | De 40 à 44 ans | De 45 à 49 ans | De 50 à 54 ans | De 55 à 59 ans | De 60 à 64 ans | De 65 à 69 ans | De 70 à 74 ans | De 75 à 79 ans | De 80 à 84 ans | De 85 à 89 ans | De 90 à 94 ans | 95 ans et plus | |
|-------------------|-------------------|-------------------|----------------------|-------------------|----------------------|----------------------|----------------------|-------------------|-------------------|----------------------|-------------------|-------------------|----------------------------------|
| 144 | 114 | 114 | 107 | 81 | 67 | 35 | 36 | 22 | 13 | 4 | 1 | 0 | Arr. de Bastogne |
| 56 | 42 | 36 | 36 | 31 | 16 | 12 | 13 | 9 | 5 | 0 | 1 | 0 | Bastogne |
| 2 | 2 | 4 | 4 | 2 | 4 | 1 | 0 | 0 | 0 | 0 | 0 | 0 | Bertogne |
| 3 | 3 | 10 | 4 | 4 | 6 | 1 | 2 | 1 | 1 | 0 | 0 | 0 | Fauvillers |
| 26 | 19 | 9 | 11 | 4 | 5 | 4 | 4 | 1 | 0 | 0 | 0 | 0 | Gouvy |
| 20 | 16 | 14 | 16 | 14 | 12 | 9 | 3 | 3 | 3 | 1 | 0 | 0 | Houffalize |
| 7 | 3 | 4 | 1 | 5 | 3 | 3 | 2 | 0 | 1 | 0 | 0 | 0 | Sainte-Ode |
| 13 | 8 | 5 | 8 | 6 | 3 | 1 | 0 | 2 | 0 | 0 | 0 | 0 | Vaux-sur-Sûre |
| 17 | 21 | 32 | 27 | 15 | 18 | 4 | 12 | 6 | 3 | 3 | 0 | 0 | Vielsalm |
| 156 | 132 | 100 | 98 | 123 | 83 | 65 | 42 | 35 | 27 | 8 | 3 | 0 | Arr. de Marche-en-Famenne |
| 30 | 37 | 27 | 30 | 36 | 17 | 17 | 13 | 5 | 4 | 3 | 2 | 0 | Durbuy |
| 7 | 4 | 7 | 7 | 11 | 4 | 3 | 2 | 0 | 3 | 1 | 0 | 0 | Erezée |
| 9 | 7 | 8 | 6 | 9 | 5 | 5 | 3 | 3 | 4 | 1 | 0 | 0 | Hotton |
| 19 | 13 | 10 | 15 | 15 | 4 | 1 | 3 | 1 | 2 | 0 | 0 | 0 | La Roche-en-Ardenne |
| 9 | 14 | 7 | 4 | 11 | 11 | 8 | 4 | 5 | 1 | 0 | 0 | 0 | Manhay |
| 59 | 32 | 24 | 23 | 27 | 34 | 17 | 9 | 11 | 9 | 2 | 0 | 0 | Marche-en-Famenne |
| 14 | 13 | 7 | 5 | 3 | 3 | 5 | 6 | 5 | 2 | 0 | 1 | 0 | Nassogne |
| 8 | 6 | 5 | 2 | 6 | 3 | 5 | 2 | 2 | 2 | 0 | 0 | 0 | Rendeux |
| 1 | 6 | 5 | 6 | 5 | 2 | 4 | 0 | 3 | 0 | 1 | 0 | 0 | Tenneville |
| 179 | 129 | 101 | 111 | 107 | 50 | 56 | 44 | 40 | 29 | 11 | 3 | 0 | Arr. de Neufchâteau |
| 18 | 20 | 15 | 13 | 17 | 5 | 8 | 5 | 6 | 4 | 2 | 0 | 0 | Bertrix |
| 39 | 28 | 23 | 28 | 28 | 16 | 15 | 10 | 9 | 5 | 5 | 1 | 0 | Bouillon |
| 1 | 4 | 2 | 3 | 2 | 2 | 6 | 0 | 0 | 0 | 0 | 0 | 0 | Daverdisse |
| 4 | 2 | 4 | 1 | 6 | 0 | 2 | 5 | 3 | 1 | 0 | 1 | 0 | Herbeumont |
| 15 | 10 | 6 | 12 | 4 | 0 | 5 | 5 | 1 | 1 | 0 | 0 | 0 | Léglise |
| 9 | 6 | 9 | 9 | 12 | 8 | 0 | 1 | 0 | 4 | 0 | 0 | 0 | Libin |
| 34 | 16 | 11 | 9 | 9 | 4 | 1 | 1 | 6 | 3 | 1 | 0 | 0 | Libramont-Chevigny |
| 24 | 14 | 9 | 12 | 11 | 5 | 3 | 6 | 6 | 2 | 0 | 0 | 0 | Neufchâteau |
| 13 | 8 | 6 | 7 | 4 | 2 | 9 | 3 | 2 | 3 | 2 | 0 | 0 | Paliseul |
| 12 | 12 | 9 | 6 | 6 | 2 | 3 | 3 | 1 | 1 | 0 | 0 | 0 | Saint-Hubert |
| 5 | 2 | 3 | 4 | 1 | 2 | 3 | 2 | 1 | 2 | 0 | 1 | 0 | Tellin |
| 5 | 7 | 4 | 7 | 7 | 4 | 1 | 3 | 5 | 3 | 1 | 0 | 0 | Wellin |
| 261 | 222 | 211 | 204 | 168 | 130 | 108 | 73 | 65 | 52 | 10 | 6 | 6 | Arr. de Virton |
| 14 | 14 | 15 | 23 | 9 | 4 | 2 | 7 | 2 | 6 | 1 | 0 | 0 | Chiny |
| 25 | 22 | 24 | 12 | 8 | 6 | 6 | 1 | 2 | 1 | 0 | 0 | 0 | Etalle |
| 26 | 23 | 27 | 27 | 25 | 24 | 12 | 7 | 8 | 10 | 1 | 3 | 2 | Florenville |
| 35 | 34 | 14 | 17 | 9 | 4 | 3 | 6 | 4 | 3 | 1 | 1 | 0 | Habay |
| 14 | 7 | 9 | 14 | 4 | 11 | 6 | 0 | 3 | 3 | 0 | 0 | 0 | Meix-devant-Virton |
| 39 | 30 | 30 | 23 | 33 | 20 | 18 | 21 | 8 | 6 | 3 | 0 | 0 | Musson |
| 12 | 9 | 11 | 10 | 14 | 9 | 5 | 8 | 6 | 3 | 0 | 0 | 0 | Rouvroy |
| 23 | 13 | 11 | 15 | 11 | 4 | 8 | 2 | 6 | 5 | 0 | 0 | 1 | Saint-Léger |
| 17 | 8 | 7 | 5 | 9 | 5 | 7 | 2 | 1 | 3 | 2 | 0 | 0 | Tintigny |
| 56 | 62 | 63 | 58 | 46 | 43 | 41 | 19 | 25 | 12 | 2 | 2 | 3 | Virton |
| 1.963 | 1.745 | 1.551 | 1.454 | 1.191 | 879 | 833 | 836 | 677 | 419 | 125 | 57 | 11 | Prov. de Namur |
| 317 | 286 | 237 | 235 | 214 | 183 | 152 | 130 | 106 | 75 | 29 | 11 | 3 | Arr. de Dinant |
| 21 | 15 | 13 | 15 | 12 | 19 | 14 | 15 | 4 | 8 | 2 | 2 | 0 | Anhéé |
| 29 | 21 | 23 | 21 | 22 | 17 | 16 | 18 | 16 | 6 | 2 | 1 | 0 | Beauraing |
| 10 | 9 | 10 | 7 | 9 | 2 | 2 | 4 | 2 | 4 | 0 | 0 | 0 | Bièvre |
| 50 | 31 | 37 | 16 | 13 | 14 | 18 | 13 | 15 | 9 | 5 | 3 | 2 | Ciney |
| 39 | 39 | 36 | 32 | 37 | 27 | 18 | 19 | 11 | 10 | 6 | 1 | 0 | Dinant |
| 16 | 14 | 8 | 10 | 12 | 15 | 3 | 5 | 11 | 3 | 0 | 0 | 0 | Gedinne |
| 18 | 9 | 6 | 11 | 6 | 5 | 4 | 7 | 0 | 0 | 1 | 0 | 0 | Hamois |
| 24 | 19 | 21 | 31 | 40 | 26 | 13 | 8 | 8 | 8 | 2 | 0 | 1 | Hastière |
| 10 | 12 | 4 | 10 | 9 | 2 | 3 | 1 | 1 | 2 | 1 | 0 | 0 | Havelange |
| 17 | 20 | 10 | 8 | 3 | 6 | 8 | 1 | 6 | 5 | 1 | 1 | 0 | Houyet |
| 5 | 4 | 5 | 9 | 8 | 4 | 3 | 0 | 0 | 0 | 1 | 0 | 0 | Onhaye |
| 27 | 28 | 23 | 17 | 8 | 16 | 11 | 10 | 9 | 9 | 2 | 0 | 0 | Rochefort |
| 5 | 14 | 12 | 13 | 14 | 8 | 17 | 9 | 3 | 2 | 1 | 1 | 0 | Somme-Leuze |
| 17 | 24 | 13 | 19 | 6 | 7 | 9 | 5 | 2 | 2 | 1 | 1 | 0 | Vresse-sur-Semois |
| 29 | 27 | 16 | 16 | 15 | 15 | 13 | 15 | 18 | 7 | 4 | 1 | 0 | Yvoir |
| 1.430 | 1.243 | 1.106 | 966 | 805 | 578 | 568 | 613 | 464 | 294 | 74 | 35 | 8 | Arr. de Namur |
| 102 | 96 | 82 | 66 | 82 | 62 | 71 | 57 | 55 | 30 | 6 | 6 | 0 | Andenne |
| 8 | 12 | 8 | 10 | 7 | 3 | 4 | 4 | 1 | 2 | 0 | 0 | 0 | Assesse |

Population au 1.1.2004

Population étrangère par groupe d'âges - par commune - Hommes et femmes (suite et fin)

| | Total | Moins de 18 ans | De 18 à 64 ans | 65 ans et plus | Moins de 5 ans | De 5 à 9 ans | De 10 à 14 ans | De 15 à 19 ans | De 20 à 24 ans | De 25 à 29 ans | De 30 à 34 ans |
|------------------------------|--------------|--------------------|-------------------|-------------------|-------------------|-----------------|-------------------|-------------------|-------------------|-------------------|-------------------|
| Eghezée | 255 | 27 | 200 | 28 | 10 | 5 | 6 | 15 | 10 | 16 | 30 |
| Fernelmont | 109 | 11 | 82 | 16 | 4 | 1 | 6 | 2 | 3 | 7 | 8 |
| Floreffe | 181 | 3 | 133 | 45 | 1 | 1 | 0 | 2 | 2 | 17 | 15 |
| Fosses-la-Ville | 256 | 9 | 203 | 44 | 2 | 1 | 3 | 5 | 8 | 10 | 21 |
| Gembloux | 1.109 | 114 | 896 | 99 | 42 | 31 | 22 | 31 | 145 | 161 | 166 |
| Gesves | 91 | 5 | 77 | 9 | 2 | 0 | 3 | 2 | 2 | 6 | 8 |
| Jemeppe-sur-Sambre | 621 | 29 | 485 | 107 | 6 | 6 | 9 | 14 | 18 | 41 | 73 |
| La Bruyère | 137 | 19 | 97 | 21 | 3 | 7 | 8 | 3 | 5 | 8 | 11 |
| Mettet | 290 | 14 | 219 | 57 | 0 | 3 | 5 | 9 | 5 | 13 | 19 |
| Namur | 5.766 | 550 | 4.536 | 680 | 146 | 145 | 145 | 242 | 631 | 826 | 714 |
| Ohey | 91 | 4 | 74 | 13 | 1 | 0 | 1 | 4 | 4 | 3 | 10 |
| Profondeville | 287 | 24 | 222 | 41 | 3 | 8 | 8 | 8 | 10 | 19 | 27 |
| Sambreville | 2.644 | 124 | 1.895 | 625 | 15 | 23 | 51 | 75 | 100 | 127 | 214 |
| Sombrefe | 310 | 30 | 245 | 35 | 6 | 8 | 4 | 16 | 11 | 9 | 25 |
| Arr. de Philippeville | 2.158 | 165 | 1.597 | 396 | 32 | 35 | 47 | 81 | 85 | 131 | 168 |
| Cerfontaine | 106 | 11 | 78 | 17 | 1 | 0 | 7 | 4 | 5 | 7 | 11 |
| Couvin | 503 | 46 | 349 | 108 | 10 | 14 | 11 | 19 | 19 | 29 | 38 |
| Doische | 76 | 0 | 60 | 16 | 0 | 0 | 0 | 3 | 4 | 6 | 6 |
| Florennes | 254 | 30 | 175 | 49 | 10 | 8 | 3 | 11 | 8 | 20 | 17 |
| Philippeville | 265 | 23 | 193 | 49 | 4 | 8 | 6 | 7 | 4 | 20 | 16 |
| Viroinval | 225 | 13 | 175 | 37 | 2 | 1 | 6 | 7 | 12 | 11 | 15 |
| Walcourt | 729 | 42 | 567 | 120 | 5 | 4 | 14 | 30 | 33 | 38 | 65 |

Population au 1.1.2004

| De 35 à 39 ans | De 40 à 44 ans | De 45 à 49 ans | De 50 à 54 ans | De 55 à 59 ans | De 60 à 64 ans | De 65 à 69 ans | De 70 à 74 ans | De 75 à 79 ans | De 80 à 84 ans | De 85 à 89 ans | De 90 à 94 ans | 95 ans et plus | |
|-------------------|-------------------|-------------------|----------------------|-------------------|----------------------|----------------------|----------------------|-------------------|-------------------|----------------------|-------------------|-------------------|------------------------------|
| 27 | 33 | 17 | 29 | 11 | 18 | 9 | 8 | 8 | 1 | 1 | 0 | 1 | Eghezée |
| 14 | 22 | 5 | 5 | 13 | 3 | 2 | 4 | 6 | 3 | 0 | 1 | 0 | Fernelmont |
| 20 | 17 | 17 | 13 | 15 | 16 | 11 | 10 | 15 | 7 | 1 | 1 | 0 | Floreffe |
| 38 | 44 | 33 | 20 | 20 | 7 | 11 | 15 | 12 | 6 | 0 | 0 | 0 | Fosses-la-Ville |
| 140 | 87 | 62 | 58 | 39 | 26 | 24 | 26 | 22 | 21 | 6 | 0 | 0 | Gembloux |
| 17 | 14 | 8 | 7 | 8 | 5 | 4 | 3 | 1 | 0 | 1 | 0 | 0 | Gesves |
| 76 | 59 | 65 | 57 | 58 | 32 | 26 | 35 | 22 | 17 | 4 | 3 | 0 | Jemeppe-sur-Sambre |
| 19 | 14 | 12 | 12 | 11 | 3 | 7 | 5 | 6 | 2 | 0 | 0 | 1 | La Bruyère |
| 40 | 36 | 34 | 38 | 12 | 19 | 16 | 22 | 8 | 6 | 3 | 2 | 0 | Mettet |
| 595 | 455 | 374 | 326 | 275 | 212 | 200 | 211 | 123 | 105 | 27 | 8 | 6 | Namur |
| 18 | 7 | 9 | 7 | 9 | 5 | 4 | 2 | 5 | 1 | 1 | 0 | 0 | Ohey |
| 35 | 28 | 30 | 27 | 23 | 20 | 9 | 11 | 9 | 8 | 2 | 2 | 0 | Profondeville |
| 245 | 280 | 304 | 253 | 202 | 130 | 164 | 192 | 161 | 78 | 19 | 11 | 0 | Sambreville |
| 36 | 39 | 46 | 38 | 20 | 17 | 6 | 8 | 10 | 7 | 3 | 1 | 0 | Sombreffe |
| 216 | 216 | 208 | 253 | 172 | 118 | 113 | 93 | 107 | 50 | 22 | 11 | 0 | Arr. de Philippeville |
| 15 | 8 | 11 | 9 | 9 | 2 | 8 | 3 | 2 | 1 | 2 | 1 | 0 | Cerfontaine |
| 43 | 46 | 40 | 60 | 40 | 26 | 33 | 23 | 27 | 16 | 8 | 1 | 0 | Couvin |
| 11 | 2 | 4 | 9 | 8 | 7 | 4 | 5 | 4 | 1 | 1 | 1 | 0 | Doische |
| 28 | 27 | 31 | 15 | 16 | 11 | 11 | 11 | 14 | 9 | 2 | 2 | 0 | Florennes |
| 21 | 21 | 26 | 35 | 26 | 22 | 13 | 9 | 17 | 3 | 4 | 3 | 0 | Philippeville |
| 17 | 29 | 23 | 29 | 20 | 16 | 10 | 10 | 11 | 4 | 0 | 2 | 0 | Viroinval |
| 81 | 83 | 73 | 96 | 53 | 34 | 34 | 32 | 32 | 16 | 5 | 1 | 0 | Walcourt |

Population au 1.1.2004

Population étrangère par groupe d'âges - par arrondissement - Hommes

| | Total | Moins de 18 ans | De 18 à 64 ans | 65 ans et plus | Moins de 5 ans | De 5 à 9 ans | De 10 à 14 ans | De 15 à 19 ans | De 20 à 24 ans | De 25 à 29 ans | De 30 à 34 ans |
|-------------------------------------|---------|-----------------|----------------|----------------|----------------|--------------|----------------|----------------|----------------|----------------|----------------|
| Belgique | 442.639 | 64.449 | 331.339 | 46.851 | 17.839 | 17.517 | 18.020 | 18.544 | 26.797 | 39.224 | 47.722 |
| <i>Rég. de Bruxelles-Capitale</i> | 132.195 | 21.841 | 100.990 | 9.364 | 6.644 | 5.965 | 5.776 | 5.786 | 9.193 | 15.203 | 17.852 |
| <i>Rég. flamande</i> | 150.693 | 25.093 | 110.927 | 14.673 | 7.336 | 7.011 | 6.782 | 6.679 | 9.364 | 13.182 | 15.550 |
| <i>Rég. wallonne</i> | 159.751 | 17.515 | 119.422 | 22.814 | 3.859 | 4.541 | 5.462 | 6.079 | 8.240 | 10.839 | 14.320 |
| <i>Dont C. germanophone</i> | 6.606 | 1.316 | 4.523 | 767 | 245 | 404 | 429 | 368 | 281 | 251 | 383 |
| Prov. d'Anvers | 55.840 | 9.638 | 40.669 | 5.533 | 3.042 | 2.640 | 2.479 | 2.526 | 3.544 | 5.180 | 6.177 |
| Arr. d'Anvers | 40.050 | 6.925 | 29.350 | 3.775 | 2.237 | 1.888 | 1.746 | 1.797 | 2.684 | 4.019 | 4.633 |
| Arr. de Malines | 4.723 | 963 | 3.430 | 330 | 262 | 258 | 266 | 316 | 405 | 524 | 539 |
| Arr. de Turnhout | 11.067 | 1.750 | 7.889 | 1.428 | 543 | 494 | 467 | 413 | 455 | 637 | 1.005 |
| Prov. de Limbourg | 33.246 | 4.489 | 24.464 | 4.293 | 1.302 | 1.259 | 1.246 | 1.128 | 1.685 | 2.349 | 3.069 |
| Arr. de Hasselt | 11.032 | 1.035 | 8.386 | 1.611 | 268 | 277 | 292 | 332 | 649 | 974 | 1.108 |
| Arr. de Maaseik | 12.166 | 1.935 | 8.732 | 1.499 | 597 | 536 | 535 | 420 | 466 | 678 | 1.070 |
| Arr. de Tongres | 10.048 | 1.519 | 7.346 | 1.183 | 437 | 446 | 419 | 376 | 570 | 697 | 891 |
| Prov. de Flandre orientale | 19.261 | 3.147 | 14.588 | 1.526 | 930 | 825 | 855 | 928 | 1.456 | 2.206 | 2.282 |
| Arr. d'Alost | 1.810 | 301 | 1.349 | 160 | 85 | 89 | 80 | 90 | 104 | 144 | 209 |
| Arr. de Termonde | 1.398 | 285 | 1.018 | 95 | 88 | 68 | 80 | 80 | 101 | 149 | 171 |
| Arr. d'Eeklo | 1.044 | 100 | 779 | 165 | 24 | 24 | 37 | 26 | 26 | 54 | 61 |
| Arr. de Gand | 10.161 | 1.526 | 7.946 | 689 | 474 | 395 | 395 | 476 | 865 | 1.411 | 1.350 |
| Arr. d'Audenarde | 973 | 183 | 721 | 69 | 49 | 49 | 57 | 51 | 53 | 63 | 108 |
| Arr. de Saint-Nicolas | 3.875 | 752 | 2.775 | 348 | 210 | 200 | 206 | 205 | 307 | 385 | 383 |
| Prov. de Brabant flamand | 31.080 | 6.213 | 22.647 | 2.220 | 1.581 | 1.828 | 1.772 | 1.689 | 1.996 | 2.514 | 2.906 |
| Arr. de Hal-Vilvorde | 20.006 | 4.195 | 14.206 | 1.605 | 983 | 1.261 | 1.212 | 1.195 | 1.036 | 1.131 | 1.623 |
| Arr. de Louvain | 11.074 | 2.018 | 8.441 | 615 | 598 | 567 | 560 | 494 | 960 | 1.383 | 1.283 |
| Prov. de Flandre occidentale | 11.266 | 1.606 | 8.559 | 1.101 | 481 | 459 | 430 | 408 | 683 | 933 | 1.116 |
| Arr. de Bruges | 2.807 | 283 | 2.187 | 337 | 93 | 75 | 70 | 83 | 183 | 271 | 285 |
| Arr. de Dixmude | 123 | 16 | 95 | 12 | 4 | 5 | 5 | 2 | 4 | 7 | 13 |
| Arr. d'Ypres | 1.215 | 176 | 929 | 110 | 44 | 50 | 50 | 49 | 62 | 76 | 100 |
| Arr. de Courtrai | 3.341 | 591 | 2.542 | 208 | 186 | 176 | 144 | 144 | 220 | 307 | 355 |
| Arr. d'Ostende | 1.760 | 232 | 1.286 | 242 | 66 | 72 | 64 | 55 | 94 | 115 | 168 |
| Arr. de Roulers | 732 | 115 | 576 | 41 | 33 | 23 | 39 | 36 | 55 | 84 | 78 |
| Arr. de Tielt | 389 | 94 | 271 | 24 | 26 | 31 | 28 | 13 | 25 | 32 | 50 |
| Arr. de Furnes | 899 | 99 | 673 | 127 | 29 | 27 | 30 | 26 | 40 | 41 | 67 |
| Prov. de Brabant wallon | 15.365 | 2.613 | 11.425 | 1.327 | 655 | 742 | 779 | 719 | 887 | 1.032 | 1.382 |
| Arr. de Nivelles | 15.365 | 2.613 | 11.425 | 1.327 | 655 | 742 | 779 | 719 | 887 | 1.032 | 1.382 |
| Prov. de Hainaut | 73.999 | 7.210 | 55.656 | 11.133 | 1.475 | 1.756 | 2.305 | 2.779 | 3.479 | 4.759 | 6.718 |
| Arr. d'Ath | 1.962 | 227 | 1.503 | 232 | 47 | 51 | 72 | 84 | 106 | 113 | 168 |
| Arr. de Charleroi | 29.526 | 2.090 | 22.499 | 4.937 | 387 | 501 | 678 | 892 | 1.298 | 2.041 | 2.819 |
| Arr. de Mons | 15.136 | 1.980 | 10.957 | 2.199 | 467 | 514 | 624 | 618 | 796 | 993 | 1.241 |
| Arr. de Mouscron | 5.452 | 898 | 4.017 | 537 | 221 | 225 | 270 | 307 | 282 | 331 | 517 |
| Arr. de Soignies | 10.474 | 950 | 7.967 | 1.557 | 171 | 206 | 320 | 404 | 487 | 649 | 966 |
| Arr. de Thuin | 6.123 | 312 | 4.649 | 1.162 | 47 | 76 | 108 | 132 | 185 | 295 | 522 |
| Arr. de Tournai | 5.326 | 753 | 4.064 | 509 | 135 | 183 | 233 | 342 | 325 | 337 | 485 |
| Prov. de Liège | 54.281 | 6.016 | 39.921 | 8.344 | 1.330 | 1.596 | 1.876 | 2.027 | 3.062 | 3.767 | 4.563 |
| Arr. de Huy | 2.132 | 174 | 1.592 | 366 | 37 | 53 | 44 | 63 | 76 | 111 | 172 |
| Arr. de Liège | 37.961 | 3.478 | 28.217 | 6.266 | 761 | 874 | 1.087 | 1.287 | 2.326 | 2.908 | 3.355 |
| Arr. de Verviers | 13.212 | 2.301 | 9.326 | 1.585 | 512 | 659 | 728 | 652 | 623 | 686 | 942 |
| Arr. de Waremme | 976 | 63 | 786 | 127 | 20 | 10 | 17 | 25 | 37 | 62 | 94 |
| Prov. de Luxembourg | 6.321 | 870 | 4.794 | 657 | 222 | 238 | 270 | 224 | 295 | 468 | 653 |
| Arr. d'Arlon | 2.877 | 409 | 2.179 | 289 | 106 | 107 | 135 | 95 | 130 | 252 | 312 |
| Arr. de Bastogne | 683 | 87 | 537 | 59 | 22 | 29 | 23 | 24 | 41 | 57 | 54 |
| Arr. de Marche-en-Famenne | 728 | 104 | 535 | 89 | 37 | 28 | 25 | 26 | 35 | 46 | 64 |
| Arr. de Neufchâteau | 768 | 128 | 564 | 76 | 38 | 33 | 37 | 29 | 39 | 53 | 96 |
| Arr. de Virton | 1.265 | 142 | 979 | 144 | 19 | 41 | 50 | 50 | 50 | 60 | 127 |
| Prov. de Namur | 9.785 | 806 | 7.626 | 1.353 | 177 | 209 | 232 | 330 | 517 | 813 | 1.004 |
| Arr. de Dinant | 1.579 | 179 | 1.157 | 243 | 36 | 49 | 59 | 66 | 55 | 82 | 147 |
| Arr. de Namur | 7.052 | 538 | 5.586 | 928 | 123 | 142 | 153 | 219 | 431 | 672 | 774 |
| Arr. de Philippeville | 1.154 | 89 | 883 | 182 | 18 | 18 | 20 | 45 | 31 | 59 | 83 |

Population au 1.1.2004

| De 35 à 39 ans | De 40 à 44 ans | De 45 à 49 ans | De 50 à 54 ans | De 55 à 59 ans | De 60 à 64 ans | De 65 à 69 ans | De 70 à 74 ans | De 75 à 79 ans | De 80 à 84 ans | De 85 à 89 ans | De 90 à 94 ans | 95 ans et plus | |
|----------------|----------------|----------------|----------------|----------------|----------------|----------------|----------------|----------------|----------------|----------------|----------------|----------------|-------------------------------------|
| 48.276 | 42.817 | 37.733 | 32.393 | 28.077 | 20.829 | 17.113 | 13.720 | 9.386 | 4.873 | 1.247 | 426 | 86 | Belgique |
| 16.051 | 12.178 | 9.392 | 7.589 | 6.410 | 4.792 | 3.752 | 2.802 | 1.612 | 837 | 242 | 93 | 26 | <i>Rég. de Bruxelles-Capitale</i> |
| 15.982 | 14.251 | 12.270 | 10.575 | 9.648 | 7.390 | 5.714 | 4.281 | 2.643 | 1.444 | 434 | 125 | 32 | <i>Rég. flamande</i> |
| 16.243 | 16.388 | 16.071 | 14.229 | 12.019 | 8.647 | 7.647 | 6.637 | 5.131 | 2.592 | 571 | 208 | 28 | <i>Rég. wallonne</i> |
| 670 | 692 | 620 | 599 | 490 | 407 | 334 | 215 | 119 | 73 | 19 | 7 | 0 | <i>Dont C. germanophone</i> |
| 5.944 | 5.055 | 4.084 | 3.408 | 3.380 | 2.848 | 2.143 | 1.618 | 1.009 | 510 | 183 | 52 | 18 | Prov. d'Anvers |
| 4.336 | 3.531 | 2.843 | 2.332 | 2.292 | 1.937 | 1.456 | 1.087 | 696 | 344 | 134 | 43 | 15 | Arr. d'Anvers |
| 457 | 415 | 320 | 249 | 198 | 184 | 131 | 85 | 61 | 38 | 11 | 3 | 1 | Arr. de Malines |
| 1.151 | 1.109 | 921 | 827 | 890 | 727 | 556 | 446 | 252 | 128 | 38 | 6 | 2 | Arr. de Turnhout |
| 3.405 | 3.416 | 3.068 | 2.648 | 2.445 | 1.933 | 1.659 | 1.330 | 802 | 376 | 100 | 23 | 3 | Prov. de Limbourg |
| 1.134 | 1.190 | 1.039 | 876 | 706 | 576 | 618 | 515 | 309 | 137 | 23 | 8 | 1 | Arr. de Hasselt |
| 1.256 | 1.218 | 1.090 | 1.019 | 1.001 | 781 | 596 | 437 | 262 | 139 | 54 | 9 | 2 | Arr. de Maaseik |
| 1.015 | 1.008 | 939 | 753 | 738 | 576 | 445 | 378 | 231 | 100 | 23 | 6 | 0 | Arr. de Tongres |
| 2.097 | 1.671 | 1.400 | 1.182 | 1.050 | 853 | 612 | 426 | 235 | 178 | 51 | 18 | 6 | Prov. de Flandre orientale |
| 225 | 187 | 143 | 119 | 110 | 65 | 69 | 37 | 29 | 21 | 3 | 1 | 0 | Arr. d'Alost |
| 119 | 119 | 104 | 99 | 70 | 55 | 37 | 32 | 12 | 7 | 3 | 3 | 1 | Arr. de Termonde |
| 128 | 110 | 102 | 104 | 109 | 74 | 56 | 44 | 30 | 21 | 10 | 2 | 2 | Arr. d'Eeklo |
| 1.139 | 834 | 682 | 546 | 481 | 424 | 279 | 191 | 103 | 84 | 22 | 7 | 3 | Arr. de Gand |
| 118 | 100 | 77 | 68 | 64 | 47 | 28 | 20 | 11 | 7 | 1 | 2 | 0 | Arr. d'Audenarde |
| 368 | 321 | 292 | 246 | 216 | 188 | 143 | 102 | 50 | 38 | 12 | 3 | 0 | Arr. de Saint-Nicolas |
| 3.399 | 3.111 | 2.769 | 2.264 | 1.851 | 1.180 | 877 | 628 | 411 | 219 | 62 | 21 | 2 | Prov. de Brabant flamand |
| 2.139 | 2.130 | 1.967 | 1.596 | 1.311 | 817 | 601 | 465 | 312 | 168 | 47 | 10 | 2 | Arr. de Hal-Vilvorde |
| 1.260 | 981 | 802 | 668 | 540 | 363 | 276 | 163 | 99 | 51 | 15 | 11 | 0 | Arr. de Louvain |
| 1.137 | 998 | 949 | 1.073 | 922 | 576 | 423 | 279 | 186 | 161 | 38 | 11 | 3 | Prov. de Flandre occidentale |
| 292 | 256 | 234 | 217 | 239 | 172 | 126 | 78 | 66 | 46 | 14 | 6 | 1 | Arr. de Bruges |
| 15 | 13 | 9 | 16 | 12 | 6 | 4 | 3 | 3 | 1 | 1 | 0 | 0 | Arr. de Dixmude |
| 104 | 84 | 126 | 162 | 132 | 66 | 57 | 23 | 15 | 11 | 3 | 0 | 1 | Arr. d'Ypres |
| 349 | 308 | 284 | 328 | 221 | 111 | 78 | 62 | 31 | 30 | 5 | 1 | 1 | Arr. de Courtrai |
| 171 | 162 | 136 | 163 | 141 | 111 | 85 | 66 | 41 | 39 | 9 | 2 | 0 | Arr. d'Ostende |
| 79 | 71 | 49 | 65 | 54 | 25 | 19 | 9 | 6 | 6 | 1 | 0 | 0 | Arr. de Roulers |
| 43 | 39 | 28 | 20 | 21 | 9 | 11 | 6 | 3 | 4 | 0 | 0 | 0 | Arr. de Tielt |
| 84 | 65 | 83 | 102 | 102 | 76 | 43 | 32 | 21 | 24 | 5 | 2 | 0 | Arr. de Furnes |
| 1.700 | 1.694 | 1.415 | 1.235 | 1.081 | 717 | 492 | 369 | 252 | 154 | 42 | 17 | 1 | Prov. de Brabant wallon |
| 1.700 | 1.694 | 1.415 | 1.235 | 1.081 | 717 | 492 | 369 | 252 | 154 | 42 | 17 | 1 | Arr. de Nivelles |
| 7.297 | 7.530 | 7.795 | 6.948 | 5.915 | 4.110 | 3.678 | 3.224 | 2.620 | 1.233 | 267 | 94 | 17 | Prov. de Hainaut |
| 212 | 207 | 214 | 192 | 170 | 94 | 68 | 63 | 60 | 34 | 4 | 2 | 1 | Arr. d'Ath |
| 2.957 | 3.068 | 3.149 | 2.694 | 2.372 | 1.733 | 1.625 | 1.450 | 1.174 | 529 | 116 | 37 | 6 | Arr. de Charleroi |
| 1.441 | 1.483 | 1.527 | 1.388 | 1.139 | 706 | 686 | 647 | 551 | 242 | 53 | 17 | 3 | Arr. de Mons |
| 501 | 513 | 494 | 551 | 446 | 257 | 213 | 146 | 92 | 60 | 18 | 7 | 1 | Arr. de Mouscron |
| 1.042 | 1.118 | 1.136 | 965 | 815 | 638 | 516 | 455 | 356 | 176 | 43 | 11 | 0 | Arr. de Soignies |
| 605 | 684 | 698 | 665 | 533 | 411 | 388 | 346 | 267 | 127 | 20 | 12 | 2 | Arr. de Thuin |
| 539 | 457 | 577 | 493 | 440 | 271 | 182 | 117 | 120 | 65 | 13 | 8 | 4 | Arr. de Tournai |
| 5.496 | 5.559 | 5.277 | 4.598 | 3.770 | 3.016 | 2.812 | 2.450 | 1.816 | 963 | 215 | 79 | 9 | Prov. de Liège |
| 213 | 249 | 238 | 224 | 171 | 115 | 125 | 99 | 86 | 44 | 8 | 4 | 0 | Arr. de Huy |
| 3.788 | 3.750 | 3.682 | 3.132 | 2.621 | 2.124 | 2.005 | 1.865 | 1.406 | 759 | 167 | 57 | 7 | Arr. de Liège |
| 1.374 | 1.430 | 1.241 | 1.134 | 910 | 736 | 633 | 457 | 295 | 147 | 35 | 16 | 2 | Arr. de Verviers |
| 121 | 130 | 116 | 108 | 68 | 41 | 49 | 29 | 29 | 13 | 5 | 2 | 0 | Arr. de Waremme |
| 701 | 592 | 608 | 564 | 506 | 323 | 249 | 192 | 122 | 68 | 19 | 6 | 1 | Prov. de Luxembourg |
| 339 | 270 | 277 | 238 | 203 | 124 | 112 | 86 | 56 | 23 | 10 | 2 | 0 | Arr. d'Arlon |
| 78 | 66 | 76 | 61 | 50 | 43 | 15 | 24 | 10 | 9 | 1 | 0 | 0 | Arr. de Bastogne |
| 71 | 66 | 59 | 48 | 81 | 53 | 38 | 24 | 15 | 10 | 2 | 0 | 0 | Arr. de Marche-en-Famenne |
| 85 | 62 | 63 | 73 | 58 | 26 | 25 | 22 | 15 | 10 | 2 | 2 | 0 | Arr. de Neufchâteau |
| 128 | 128 | 133 | 144 | 114 | 77 | 59 | 36 | 26 | 16 | 4 | 2 | 1 | Arr. de Virton |
| 1.049 | 1.013 | 976 | 884 | 747 | 481 | 416 | 402 | 321 | 174 | 28 | 12 | 0 | Prov. de Namur |
| 153 | 157 | 154 | 140 | 134 | 104 | 85 | 69 | 49 | 32 | 7 | 1 | 0 | Arr. de Dinant |
| 796 | 730 | 686 | 586 | 499 | 313 | 269 | 290 | 220 | 123 | 16 | 10 | 0 | Arr. de Namur |
| 100 | 126 | 136 | 158 | 114 | 64 | 62 | 43 | 52 | 19 | 5 | 1 | 0 | Arr. de Philippeville |

Population au 1.1.2004

Population étrangère par groupe d'âges - par commune - Hommes

| | Total | Moins de 18 ans | De 18 à 64 ans | 65 ans et plus | Moins de 5 ans | De 5 à 9 ans | De 10 à 14 ans | De 15 à 19 ans | De 20 à 24 ans | De 25 à 29 ans | De 30 à 34 ans |
|-----------------------------------|---------|-----------------|----------------|----------------|----------------|--------------|----------------|----------------|----------------|----------------|----------------|
| Belgique | 442.639 | 64.449 | 331.339 | 46.851 | 17.839 | 17.517 | 18.020 | 18.544 | 26.797 | 39.224 | 47.722 |
| <i>Rég. de Bruxelles-Capitale</i> | 132.195 | 21.841 | 100.990 | 9.364 | 6.644 | 5.965 | 5.776 | 5.786 | 9.193 | 15.203 | 17.852 |
| Anderlecht | 11.131 | 1.718 | 8.439 | 974 | 512 | 440 | 463 | 539 | 907 | 1.287 | 1.385 |
| Auderghem | 2.727 | 580 | 1.994 | 153 | 172 | 175 | 153 | 123 | 169 | 201 | 303 |
| Berchem-Sainte-Agathe | 1.261 | 191 | 964 | 106 | 51 | 52 | 63 | 51 | 79 | 148 | 159 |
| Bruxelles | 21.049 | 3.100 | 16.387 | 1.562 | 971 | 796 | 825 | 846 | 1.475 | 2.522 | 2.888 |
| Etterbeek | 6.358 | 1.001 | 5.074 | 283 | 369 | 266 | 221 | 254 | 441 | 888 | 934 |
| Evere | 2.581 | 519 | 1.880 | 182 | 140 | 138 | 148 | 137 | 170 | 256 | 318 |
| Forest | 6.249 | 1.005 | 4.724 | 520 | 306 | 271 | 280 | 260 | 510 | 708 | 812 |
| Ganshoren | 1.118 | 158 | 846 | 114 | 38 | 52 | 43 | 38 | 57 | 119 | 149 |
| Ixelles | 14.630 | 1.737 | 12.205 | 688 | 629 | 478 | 411 | 404 | 961 | 2.097 | 2.445 |
| Jette | 2.937 | 428 | 2.258 | 251 | 127 | 117 | 106 | 119 | 218 | 357 | 429 |
| Koekelberg | 1.781 | 269 | 1.375 | 137 | 97 | 72 | 62 | 65 | 123 | 239 | 250 |
| Molenbeek-Saint-Jean | 10.766 | 1.967 | 7.984 | 815 | 586 | 513 | 532 | 554 | 789 | 1.282 | 1.585 |
| Saint-Gilles | 9.121 | 1.422 | 6.976 | 723 | 445 | 401 | 374 | 344 | 633 | 1.187 | 1.374 |
| Saint-Josse-ten-Noode | 3.975 | 680 | 3.050 | 245 | 198 | 193 | 182 | 178 | 316 | 540 | 572 |
| Schaerbeek | 15.644 | 2.363 | 12.019 | 1.262 | 701 | 628 | 617 | 693 | 1.081 | 1.943 | 2.247 |
| Uccle | 8.696 | 2.012 | 6.049 | 635 | 478 | 594 | 617 | 520 | 519 | 615 | 796 |
| Watermael-Boitsfort | 1.822 | 411 | 1.299 | 112 | 124 | 113 | 110 | 108 | 78 | 114 | 161 |
| Woluwe-Saint-Lambert | 5.484 | 1.039 | 4.141 | 304 | 330 | 295 | 246 | 274 | 457 | 477 | 611 |
| Woluwe-Saint-Pierre | 4.865 | 1.241 | 3.326 | 298 | 370 | 371 | 323 | 279 | 210 | 223 | 434 |
| <i>Rég. flamande</i> | 150.693 | 25.093 | 110.927 | 14.673 | 7.336 | 7.011 | 6.782 | 6.679 | 9.364 | 13.182 | 15.550 |
| Prov. d'Anvers | 55.840 | 9.638 | 40.669 | 5.533 | 3.042 | 2.640 | 2.479 | 2.526 | 3.544 | 5.180 | 6.177 |
| Arr. d'Anvers | 40.050 | 6.925 | 29.350 | 3.775 | 2.237 | 1.888 | 1.746 | 1.797 | 2.684 | 4.019 | 4.633 |
| Aartselaar | 167 | 20 | 130 | 17 | 7 | 7 | 3 | 5 | 5 | 6 | 19 |
| Anvers | 28.587 | 5.224 | 21.214 | 2.149 | 1.736 | 1.418 | 1.289 | 1.358 | 2.242 | 3.450 | 3.748 |
| Boechout | 112 | 10 | 92 | 10 | 1 | 3 | 5 | 1 | 8 | 5 | 13 |
| Boom | 405 | 79 | 296 | 30 | 25 | 16 | 26 | 22 | 24 | 45 | 66 |
| Borsbeek | 193 | 40 | 139 | 14 | 13 | 8 | 9 | 12 | 12 | 19 | 16 |
| Brasschaat | 1.481 | 241 | 1.000 | 240 | 72 | 70 | 63 | 60 | 65 | 53 | 115 |
| Brecht | 556 | 87 | 401 | 68 | 27 | 29 | 19 | 17 | 13 | 22 | 41 |
| Edegem | 314 | 31 | 251 | 32 | 11 | 9 | 8 | 4 | 8 | 27 | 22 |
| Essen | 1.452 | 224 | 1.057 | 171 | 75 | 72 | 47 | 57 | 53 | 57 | 108 |
| Hemiksem | 105 | 15 | 78 | 12 | 5 | 2 | 4 | 5 | 5 | 7 | 17 |
| Hove | 73 | 8 | 56 | 9 | 0 | 6 | 2 | 1 | 0 | 3 | 5 |
| Kalmthout | 904 | 131 | 613 | 160 | 42 | 36 | 33 | 30 | 20 | 41 | 51 |
| Kapellen | 1.085 | 155 | 702 | 228 | 27 | 34 | 59 | 52 | 39 | 33 | 56 |
| Kontich | 256 | 37 | 181 | 38 | 12 | 12 | 2 | 11 | 13 | 14 | 19 |
| Lint | 54 | 4 | 46 | 4 | 0 | 2 | 2 | 0 | 1 | 1 | 6 |
| Malle | 181 | 29 | 125 | 27 | 6 | 9 | 9 | 5 | 8 | 6 | 13 |
| Mortsel | 353 | 37 | 264 | 52 | 9 | 11 | 11 | 12 | 14 | 38 | 42 |
| Niel | 123 | 27 | 90 | 6 | 11 | 7 | 7 | 4 | 5 | 9 | 12 |
| Ranst | 126 | 7 | 108 | 11 | 2 | 2 | 2 | 3 | 1 | 5 | 12 |
| Rumst | 113 | 15 | 89 | 9 | 6 | 5 | 2 | 2 | 8 | 12 | 19 |
| Schelle | 64 | 9 | 51 | 4 | 1 | 0 | 5 | 5 | 2 | 4 | 7 |
| Schilde | 811 | 157 | 511 | 143 | 42 | 46 | 49 | 31 | 34 | 21 | 28 |
| Schoten | 830 | 139 | 571 | 120 | 47 | 42 | 30 | 33 | 34 | 33 | 53 |
| Stabroek | 279 | 23 | 220 | 36 | 2 | 6 | 11 | 6 | 9 | 24 | 30 |
| Wijnegem | 100 | 13 | 73 | 14 | 3 | 3 | 5 | 3 | 7 | 5 | 8 |
| Wommelgem | 139 | 13 | 112 | 14 | 4 | 5 | 3 | 5 | 8 | 16 | 15 |
| Wuustwezel | 566 | 70 | 435 | 61 | 23 | 14 | 20 | 21 | 23 | 36 | 45 |
| Zandhoven | 104 | 10 | 79 | 15 | 4 | 1 | 0 | 10 | 5 | 5 | 11 |
| Zoersel | 313 | 36 | 218 | 59 | 14 | 5 | 9 | 12 | 10 | 8 | 18 |
| Zwijndrecht | 204 | 34 | 148 | 22 | 10 | 8 | 12 | 10 | 8 | 14 | 18 |
| Arr. de Malines | 4.723 | 963 | 3.430 | 330 | 262 | 258 | 266 | 316 | 405 | 524 | 539 |
| Berlaar | 48 | 12 | 35 | 1 | 3 | 4 | 2 | 5 | 2 | 4 | 5 |
| Bonheiden | 129 | 25 | 96 | 8 | 6 | 11 | 7 | 5 | 3 | 7 | 9 |
| Bornem | 137 | 12 | 109 | 16 | 3 | 3 | 5 | 3 | 7 | 14 | 12 |
| Duffel | 120 | 16 | 96 | 8 | 5 | 6 | 4 | 2 | 11 | 16 | 11 |
| Heist-op-den-Berg | 190 | 26 | 154 | 10 | 7 | 9 | 4 | 11 | 13 | 22 | 23 |

Population au 1.1.2004

| De 35 à 39 ans | De 40 à 44 ans | De 45 à 49 ans | De 50 à 54 ans | De 55 à 59 ans | De 60 à 64 ans | De 65 à 69 ans | De 70 à 74 ans | De 75 à 79 ans | De 80 à 84 ans | De 85 à 89 ans | De 90 à 94 ans | 95 ans et plus | |
|----------------|----------------|----------------|----------------|----------------|----------------|----------------|----------------|----------------|----------------|----------------|----------------|----------------|-----------------------------------|
| 48.276 | 42.817 | 37.733 | 32.393 | 28.077 | 20.829 | 17.113 | 13.720 | 9.386 | 4.873 | 1.247 | 426 | 86 | Belgique |
| 16.051 | 12.178 | 9.392 | 7.589 | 6.410 | 4.792 | 3.752 | 2.802 | 1.612 | 837 | 242 | 93 | 26 | <i>Rég. de Bruxelles-Capitale</i> |
| 1.270 | 1.017 | 775 | 599 | 529 | 434 | 387 | 312 | 194 | 61 | 13 | 6 | 1 | Anderlecht |
| 342 | 302 | 220 | 182 | 138 | 94 | 47 | 42 | 34 | 23 | 7 | 0 | 0 | Auderghem |
| 157 | 127 | 83 | 82 | 58 | 45 | 39 | 35 | 23 | 3 | 3 | 3 | 0 | Berchem-Sainte-Agathe |
| 2.644 | 1.887 | 1.509 | 1.230 | 1.062 | 832 | 624 | 494 | 267 | 130 | 35 | 11 | 1 | Bruxelles |
| 777 | 563 | 453 | 394 | 343 | 172 | 106 | 85 | 45 | 32 | 10 | 4 | 1 | Etterbeek |
| 305 | 241 | 193 | 151 | 110 | 92 | 73 | 57 | 28 | 14 | 6 | 3 | 1 | Evere |
| 773 | 555 | 408 | 327 | 290 | 229 | 209 | 147 | 87 | 56 | 13 | 8 | 0 | Forest |
| 140 | 103 | 95 | 64 | 63 | 43 | 38 | 37 | 22 | 13 | 2 | 2 | 0 | Ganshoren |
| 2.073 | 1.486 | 1.040 | 830 | 669 | 419 | 297 | 167 | 113 | 71 | 26 | 10 | 4 | Ixelles |
| 341 | 276 | 209 | 172 | 121 | 94 | 91 | 72 | 51 | 32 | 5 | 0 | 0 | Jette |
| 222 | 168 | 124 | 89 | 75 | 58 | 49 | 47 | 27 | 9 | 3 | 2 | 0 | Koekelberg |
| 1.251 | 899 | 690 | 498 | 431 | 341 | 356 | 248 | 129 | 58 | 15 | 8 | 1 | Molenbeek-Saint-Jean |
| 1.061 | 843 | 552 | 445 | 397 | 342 | 327 | 227 | 105 | 52 | 5 | 4 | 3 | Saint-Gilles |
| 480 | 342 | 246 | 187 | 162 | 134 | 113 | 72 | 37 | 17 | 5 | 1 | 0 | Saint-Josse-ten-Node |
| 1.940 | 1.333 | 1.058 | 815 | 695 | 631 | 508 | 398 | 202 | 95 | 36 | 15 | 8 | Schaerbeek |
| 818 | 825 | 777 | 631 | 513 | 358 | 234 | 163 | 115 | 85 | 24 | 10 | 4 | Uccle |
| 243 | 197 | 163 | 115 | 106 | 78 | 33 | 34 | 17 | 20 | 7 | 1 | 0 | Watermael-Boitsfort |
| 681 | 524 | 396 | 387 | 310 | 192 | 109 | 88 | 56 | 35 | 13 | 2 | 1 | Woluwe-Saint-Lambert |
| 533 | 490 | 401 | 391 | 338 | 204 | 112 | 77 | 60 | 31 | 14 | 3 | 1 | Woluwe-Saint-Pierre |
| 15.982 | 14.251 | 12.270 | 10.575 | 9.648 | 7.390 | 5.714 | 4.281 | 2.643 | 1.444 | 434 | 125 | 32 | <i>Rég. flamande</i> |
| 5.944 | 5.055 | 4.084 | 3.408 | 3.380 | 2.848 | 2.143 | 1.618 | 1.009 | 510 | 183 | 52 | 18 | Prov. d'Anvers |
| 4.336 | 3.531 | 2.843 | 2.332 | 2.292 | 1.937 | 1.456 | 1.087 | 696 | 344 | 134 | 43 | 15 | Arr. d'Anvers |
| 19 | 19 | 17 | 14 | 17 | 12 | 4 | 6 | 4 | 3 | 0 | 0 | 0 | Aartselaar |
| 3.149 | 2.332 | 1.888 | 1.434 | 1.315 | 1.079 | 842 | 614 | 377 | 202 | 77 | 26 | 11 | Anvers |
| 20 | 12 | 18 | 9 | 4 | 3 | 4 | 4 | 1 | 0 | 0 | 1 | 0 | Boechout |
| 37 | 28 | 28 | 23 | 17 | 18 | 19 | 3 | 6 | 2 | 0 | 0 | 0 | Boom |
| 21 | 21 | 17 | 11 | 11 | 9 | 5 | 3 | 3 | 3 | 0 | 0 | 0 | Borsbeek |
| 135 | 138 | 108 | 107 | 143 | 112 | 91 | 65 | 52 | 24 | 4 | 4 | 0 | Brasschaat |
| 67 | 75 | 54 | 51 | 39 | 34 | 29 | 19 | 15 | 3 | 2 | 0 | 0 | Brecht |
| 50 | 44 | 29 | 27 | 22 | 21 | 11 | 12 | 4 | 4 | 1 | 0 | 0 | Edegem |
| 149 | 170 | 123 | 110 | 146 | 114 | 61 | 55 | 35 | 13 | 4 | 3 | 0 | Essen |
| 12 | 11 | 4 | 9 | 7 | 5 | 4 | 2 | 2 | 4 | 0 | 0 | 0 | Hemiksem |
| 13 | 9 | 9 | 9 | 5 | 2 | 2 | 3 | 1 | 1 | 2 | 0 | 0 | Hove |
| 94 | 84 | 66 | 79 | 81 | 87 | 58 | 46 | 32 | 11 | 9 | 4 | 0 | Kalmthout |
| 98 | 87 | 77 | 87 | 107 | 101 | 84 | 65 | 45 | 17 | 13 | 2 | 2 | Kapellen |
| 27 | 36 | 28 | 20 | 17 | 7 | 15 | 15 | 4 | 2 | 1 | 1 | 0 | Kontich |
| 14 | 4 | 3 | 8 | 3 | 6 | 2 | 2 | 0 | 0 | 0 | 0 | 0 | Lint |
| 15 | 19 | 20 | 16 | 14 | 14 | 13 | 6 | 7 | 1 | 0 | 0 | 0 | Malle |
| 50 | 32 | 27 | 23 | 16 | 16 | 24 | 8 | 11 | 7 | 1 | 1 | 0 | Mortsel |
| 11 | 16 | 11 | 13 | 8 | 3 | 2 | 3 | 0 | 1 | 0 | 0 | 0 | Niel |
| 17 | 17 | 18 | 12 | 16 | 8 | 5 | 4 | 0 | 2 | 0 | 0 | 0 | Ranst |
| 9 | 11 | 7 | 11 | 7 | 5 | 2 | 4 | 0 | 3 | 0 | 0 | 0 | Rumst |
| 9 | 8 | 4 | 6 | 4 | 5 | 2 | 0 | 2 | 0 | 0 | 0 | 0 | Schelle |
| 51 | 79 | 61 | 66 | 82 | 78 | 50 | 45 | 26 | 14 | 7 | 1 | 0 | Schilde |
| 86 | 95 | 77 | 57 | 63 | 60 | 41 | 36 | 31 | 7 | 5 | 0 | 0 | Schoten |
| 21 | 29 | 26 | 31 | 29 | 19 | 21 | 11 | 2 | 2 | 0 | 0 | 0 | Stabroek |
| 16 | 10 | 11 | 4 | 6 | 5 | 2 | 5 | 3 | 4 | 0 | 0 | 0 | Wijnegem |
| 15 | 19 | 11 | 7 | 6 | 11 | 4 | 4 | 3 | 1 | 1 | 0 | 1 | Wommelgem |
| 59 | 60 | 56 | 51 | 47 | 50 | 24 | 14 | 13 | 7 | 3 | 0 | 0 | Wuustwezel |
| 12 | 12 | 3 | 7 | 10 | 9 | 4 | 7 | 3 | 0 | 1 | 0 | 0 | Zandhoven |
| 37 | 26 | 29 | 19 | 35 | 32 | 24 | 23 | 9 | 2 | 1 | 0 | 0 | Zoersel |
| 23 | 28 | 13 | 11 | 15 | 12 | 7 | 3 | 5 | 4 | 2 | 0 | 1 | Zwijndrecht |
| 457 | 415 | 320 | 249 | 198 | 184 | 131 | 85 | 61 | 38 | 11 | 3 | 1 | Arr. de Malines |
| 4 | 9 | 1 | 2 | 4 | 2 | 0 | 1 | 0 | 0 | 0 | 0 | 0 | Berlaar |
| 13 | 21 | 16 | 8 | 8 | 7 | 5 | 1 | 2 | 0 | 0 | 0 | 0 | Bonheiden |
| 17 | 14 | 12 | 12 | 9 | 10 | 4 | 2 | 5 | 3 | 2 | 0 | 0 | Bornem |
| 12 | 13 | 7 | 6 | 11 | 8 | 4 | 1 | 1 | 1 | 0 | 1 | 0 | Duffel |
| 22 | 19 | 17 | 18 | 6 | 9 | 3 | 2 | 2 | 3 | 0 | 0 | 0 | Heist-op-den-Berg |

Population au 1.1.2004

Population étrangère par groupe d'âges - par commune - Hommes (suite)

| | Total | Moins de 18 ans | De 18 à 64 ans | 65 ans et plus | Moins de 5 ans | De 5 à 9 ans | De 10 à 14 ans | De 15 à 19 ans | De 20 à 24 ans | De 25 à 29 ans | De 30 à 34 ans |
|--------------------------|---------------|-----------------|----------------|----------------|----------------|--------------|----------------|----------------|----------------|----------------|----------------|
| Lierre | 491 | 83 | 368 | 40 | 17 | 33 | 22 | 19 | 44 | 50 | 69 |
| Malines | 2.618 | 624 | 1.820 | 174 | 176 | 154 | 170 | 212 | 233 | 299 | 324 |
| Nijlen | 105 | 9 | 89 | 7 | 1 | 5 | 3 | 1 | 3 | 7 | 14 |
| Putte | 86 | 10 | 70 | 6 | 1 | 2 | 4 | 4 | 6 | 5 | 10 |
| Puurs | 97 | 19 | 72 | 6 | 5 | 4 | 7 | 6 | 5 | 11 | 10 |
| Sint-Amands | 78 | 13 | 55 | 10 | 4 | 2 | 6 | 5 | 9 | 4 | 4 |
| Sint-Katelijne-Waver | 173 | 16 | 143 | 14 | 4 | 5 | 7 | 5 | 29 | 19 | 14 |
| Willebroek | 451 | 98 | 323 | 30 | 30 | 20 | 25 | 38 | 40 | 66 | 34 |
| Arr. de Turnhout | 11.067 | 1.750 | 7.889 | 1.428 | 543 | 494 | 467 | 413 | 455 | 637 | 1.005 |
| Arendonk | 623 | 112 | 460 | 51 | 45 | 33 | 26 | 16 | 30 | 54 | 74 |
| Baerle-Duc | 482 | 58 | 347 | 77 | 10 | 20 | 18 | 16 | 15 | 33 | 42 |
| Balen | 288 | 48 | 215 | 25 | 11 | 20 | 12 | 7 | 8 | 19 | 28 |
| Beerse | 323 | 52 | 230 | 41 | 14 | 17 | 16 | 14 | 10 | 11 | 26 |
| Dessel | 151 | 23 | 115 | 13 | 7 | 8 | 7 | 4 | 7 | 8 | 14 |
| Geel | 531 | 103 | 376 | 52 | 23 | 24 | 32 | 33 | 35 | 48 | 60 |
| Grobbendonk | 98 | 11 | 73 | 14 | 2 | 3 | 5 | 1 | 3 | 0 | 10 |
| Herentals | 295 | 43 | 215 | 37 | 16 | 6 | 11 | 16 | 18 | 19 | 31 |
| Herenthout | 33 | 4 | 26 | 3 | 1 | 0 | 2 | 1 | 2 | 2 | 5 |
| Herselt | 74 | 12 | 56 | 6 | 3 | 6 | 2 | 2 | 5 | 4 | 5 |
| Hoogstraten | 1.856 | 289 | 1.342 | 225 | 116 | 70 | 71 | 57 | 65 | 89 | 131 |
| Hulshout | 57 | 5 | 49 | 3 | 1 | 1 | 3 | 1 | 0 | 8 | 8 |
| Kasterlee | 248 | 49 | 159 | 40 | 8 | 17 | 16 | 9 | 2 | 13 | 17 |
| Laakdal | 86 | 8 | 69 | 9 | 2 | 2 | 3 | 5 | 2 | 5 | 4 |
| Lille | 143 | 11 | 114 | 18 | 1 | 2 | 5 | 4 | 9 | 5 | 12 |
| Meerhout | 64 | 10 | 48 | 6 | 1 | 3 | 5 | 2 | 2 | 5 | 5 |
| Merksplas | 207 | 35 | 152 | 20 | 11 | 9 | 9 | 9 | 7 | 14 | 16 |
| Mol | 842 | 164 | 586 | 92 | 42 | 51 | 45 | 43 | 43 | 47 | 90 |
| Olen | 79 | 14 | 54 | 11 | 2 | 2 | 6 | 6 | 2 | 9 | 4 |
| Oud-Turnhout | 619 | 98 | 386 | 135 | 25 | 40 | 21 | 20 | 22 | 17 | 42 |
| Ravels | 1.673 | 284 | 1.130 | 259 | 108 | 77 | 71 | 47 | 44 | 74 | 135 |
| Retie | 276 | 36 | 198 | 42 | 13 | 11 | 8 | 6 | 12 | 15 | 21 |
| Rijkevorsel | 194 | 24 | 146 | 24 | 5 | 9 | 4 | 10 | 16 | 9 | 19 |
| Turnhout | 1.391 | 185 | 1.029 | 177 | 61 | 43 | 47 | 58 | 81 | 111 | 179 |
| Vorselaar | 46 | 8 | 31 | 7 | 2 | 1 | 2 | 3 | 3 | 0 | 2 |
| Vosselaar | 221 | 36 | 153 | 32 | 12 | 12 | 9 | 8 | 3 | 9 | 8 |
| Westerlo | 167 | 28 | 130 | 9 | 1 | 7 | 11 | 15 | 9 | 9 | 17 |
| Prov. de Limbourg | 33.246 | 4.489 | 24.464 | 4.293 | 1.302 | 1.259 | 1.246 | 1.128 | 1.685 | 2.349 | 3.069 |
| Arr. de Hasselt | 11.032 | 1.035 | 8.386 | 1.611 | 268 | 277 | 292 | 332 | 649 | 974 | 1.108 |
| As | 186 | 12 | 150 | 24 | 2 | 5 | 1 | 6 | 4 | 9 | 14 |
| Beringen | 1.083 | 123 | 830 | 130 | 24 | 36 | 43 | 36 | 85 | 115 | 104 |
| Diepenbeek | 232 | 14 | 205 | 13 | 6 | 1 | 3 | 6 | 14 | 43 | 40 |
| Genk | 4.689 | 301 | 3.517 | 871 | 58 | 83 | 89 | 114 | 256 | 345 | 442 |
| Gingelom | 77 | 18 | 59 | 0 | 8 | 6 | 2 | 5 | 3 | 5 | 8 |
| Halen | 67 | 16 | 47 | 4 | 5 | 3 | 7 | 2 | 4 | 8 | 5 |
| Ham | 157 | 20 | 112 | 25 | 8 | 6 | 5 | 3 | 14 | 14 | 14 |
| Hasselt | 1.305 | 151 | 1.023 | 131 | 60 | 26 | 38 | 46 | 93 | 153 | 149 |
| Herck-la-Ville | 103 | 10 | 88 | 5 | 2 | 2 | 0 | 10 | 8 | 12 | 12 |
| Heusden-Zolder | 1.058 | 84 | 773 | 201 | 19 | 21 | 21 | 39 | 66 | 101 | 91 |
| Bourg-Léopold | 307 | 50 | 228 | 29 | 10 | 13 | 17 | 13 | 29 | 31 | 25 |
| Lummen | 138 | 14 | 109 | 15 | 5 | 5 | 2 | 4 | 10 | 13 | 19 |
| Nieuwerkerken | 52 | 9 | 42 | 1 | 7 | 1 | 1 | 1 | 2 | 3 | 4 |
| Opglabbeek | 277 | 31 | 222 | 24 | 10 | 7 | 12 | 4 | 5 | 16 | 49 |
| Saint-Trond | 509 | 90 | 373 | 46 | 28 | 28 | 26 | 14 | 24 | 54 | 56 |
| Tessenderlo | 158 | 13 | 125 | 20 | 2 | 2 | 5 | 6 | 15 | 10 | 19 |
| Zonhoven | 324 | 37 | 260 | 27 | 6 | 16 | 9 | 13 | 12 | 26 | 35 |
| Zutendaal | 310 | 42 | 223 | 45 | 8 | 16 | 11 | 10 | 5 | 16 | 22 |
| Arr. de Maaseik | 12.166 | 1.935 | 8.732 | 1.499 | 597 | 536 | 535 | 420 | 466 | 678 | 1.070 |
| Bocholt | 580 | 111 | 417 | 52 | 37 | 35 | 24 | 24 | 11 | 28 | 43 |
| Bree | 294 | 53 | 210 | 31 | 12 | 17 | 15 | 15 | 13 | 19 | 27 |
| Dilsen-Stokkem | 984 | 149 | 737 | 98 | 34 | 44 | 51 | 38 | 32 | 60 | 101 |
| Hamont-Achel | 1.863 | 304 | 1.242 | 317 | 104 | 82 | 78 | 63 | 80 | 91 | 146 |
| Hechtel-Eksel | 420 | 75 | 280 | 65 | 32 | 14 | 19 | 12 | 14 | 18 | 30 |
| Houthalen-Helchteren | 1.681 | 124 | 1.290 | 267 | 25 | 28 | 42 | 50 | 73 | 113 | 136 |

Population au 1.1.2004

| De 35 à 39 ans | De 40 à 44 ans | De 45 à 49 ans | De 50 à 54 ans | De 55 à 59 ans | De 60 à 64 ans | De 65 à 69 ans | De 70 à 74 ans | De 75 à 79 ans | De 80 à 84 ans | De 85 à 89 ans | De 90 à 94 ans | 95 ans et plus | |
|-------------------|-------------------|----------------------|----------------------|-------------------|----------------------|----------------------|----------------------|----------------------|-------------------|----------------------|----------------------|-------------------|--------------------------|
| 42 | 38 | 36 | 33 | 22 | 26 | 18 | 8 | 9 | 5 | 0 | 0 | 0 | Lierre |
| 234 | 205 | 149 | 117 | 83 | 88 | 69 | 47 | 32 | 19 | 5 | 2 | 0 | Malines |
| 15 | 10 | 14 | 7 | 12 | 6 | 3 | 2 | 0 | 2 | 0 | 0 | 0 | Nijlen |
| 15 | 12 | 7 | 3 | 8 | 3 | 2 | 1 | 3 | 0 | 0 | 0 | 0 | Putte |
| 9 | 15 | 8 | 7 | 2 | 2 | 2 | 2 | 1 | 0 | 1 | 0 | 0 | Puurs |
| 9 | 6 | 9 | 5 | 3 | 2 | 4 | 2 | 2 | 2 | 0 | 0 | 0 | Sint-Amands |
| 23 | 12 | 15 | 14 | 8 | 4 | 5 | 5 | 3 | 0 | 1 | 0 | 0 | Sint-Katelijne-Waver |
| 42 | 41 | 29 | 17 | 22 | 17 | 12 | 11 | 1 | 3 | 2 | 0 | 1 | Willebroek |
| 1.151 | 1.109 | 921 | 827 | 890 | 727 | 556 | 446 | 252 | 128 | 38 | 6 | 2 | Arr. de Turnhout |
| 74 | 60 | 44 | 47 | 42 | 27 | 20 | 17 | 10 | 3 | 1 | 0 | 0 | Arendonk |
| 50 | 52 | 33 | 37 | 38 | 41 | 34 | 20 | 13 | 7 | 2 | 1 | 0 | Baerle-Duc |
| 39 | 28 | 28 | 23 | 27 | 13 | 12 | 10 | 2 | 1 | 0 | 0 | 0 | Balen |
| 36 | 31 | 28 | 32 | 20 | 27 | 20 | 8 | 10 | 2 | 0 | 1 | 0 | Beerse |
| 23 | 14 | 12 | 7 | 16 | 11 | 8 | 3 | 2 | 0 | 0 | 0 | 0 | Dessel |
| 51 | 56 | 33 | 33 | 23 | 28 | 20 | 11 | 11 | 6 | 3 | 0 | 1 | Geel |
| 16 | 14 | 7 | 6 | 12 | 5 | 5 | 5 | 3 | 1 | 0 | 0 | 0 | Grobbendonk |
| 26 | 38 | 25 | 20 | 18 | 14 | 11 | 12 | 7 | 6 | 1 | 0 | 0 | Herentals |
| 3 | 3 | 4 | 3 | 2 | 2 | 2 | 1 | 0 | 0 | 0 | 0 | 0 | Herenthout |
| 10 | 7 | 9 | 6 | 4 | 5 | 0 | 5 | 1 | 0 | 0 | 0 | 0 | Herselt |
| 201 | 174 | 167 | 162 | 169 | 159 | 87 | 71 | 37 | 24 | 6 | 0 | 0 | Hoogstraten |
| 6 | 12 | 5 | 3 | 3 | 3 | 0 | 1 | 1 | 1 | 0 | 0 | 0 | Hulshout |
| 20 | 23 | 22 | 23 | 19 | 19 | 19 | 10 | 4 | 4 | 3 | 0 | 0 | Kasterlee |
| 7 | 9 | 15 | 12 | 5 | 6 | 5 | 3 | 0 | 0 | 0 | 0 | 1 | Laakdal |
| 15 | 18 | 15 | 14 | 19 | 6 | 7 | 7 | 1 | 2 | 1 | 0 | 0 | Lille |
| 7 | 8 | 7 | 5 | 5 | 3 | 2 | 3 | 1 | 0 | 0 | 0 | 0 | Meerhout |
| 22 | 18 | 28 | 11 | 16 | 17 | 4 | 10 | 4 | 1 | 0 | 1 | 0 | Merksplas |
| 78 | 96 | 65 | 59 | 58 | 33 | 34 | 33 | 18 | 6 | 1 | 0 | 0 | Mol |
| 5 | 9 | 7 | 3 | 10 | 3 | 3 | 6 | 2 | 0 | 0 | 0 | 0 | Olen |
| 41 | 41 | 37 | 44 | 80 | 54 | 53 | 57 | 15 | 7 | 3 | 0 | 0 | Oud-Turnhout |
| 162 | 166 | 143 | 121 | 143 | 123 | 92 | 80 | 53 | 29 | 3 | 2 | 0 | Ravels |
| 31 | 30 | 13 | 26 | 29 | 19 | 25 | 7 | 9 | 1 | 0 | 0 | 0 | Retie |
| 23 | 23 | 20 | 11 | 15 | 6 | 9 | 6 | 4 | 3 | 2 | 0 | 0 | Rijkevorsel |
| 166 | 122 | 109 | 82 | 85 | 70 | 67 | 48 | 35 | 16 | 10 | 1 | 0 | Turnhout |
| 3 | 9 | 7 | 2 | 2 | 3 | 3 | 1 | 1 | 1 | 1 | 0 | 0 | Vorselaar |
| 23 | 23 | 26 | 22 | 18 | 16 | 11 | 7 | 6 | 7 | 1 | 0 | 0 | Vosselaar |
| 13 | 25 | 12 | 13 | 12 | 14 | 3 | 4 | 2 | 0 | 0 | 0 | 0 | Westerlo |
| 3.405 | 3.416 | 3.068 | 2.648 | 2.445 | 1.933 | 1.659 | 1.330 | 802 | 376 | 100 | 23 | 3 | Prov. de Limbourg |
| 1.134 | 1.190 | 1.039 | 876 | 706 | 576 | 618 | 515 | 309 | 137 | 23 | 8 | 1 | Arr. de Hasselt |
| 25 | 24 | 23 | 23 | 16 | 10 | 6 | 10 | 4 | 3 | 0 | 1 | 0 | As |
| 97 | 106 | 94 | 87 | 64 | 62 | 48 | 34 | 27 | 17 | 2 | 2 | 0 | Beringen |
| 23 | 25 | 23 | 14 | 10 | 11 | 4 | 4 | 4 | 0 | 0 | 1 | 0 | Diepenbeek |
| 452 | 516 | 485 | 375 | 326 | 277 | 343 | 275 | 163 | 73 | 13 | 3 | 1 | Genk |
| 15 | 12 | 4 | 2 | 1 | 6 | 0 | 0 | 0 | 0 | 0 | 0 | 0 | Gingelom |
| 4 | 4 | 12 | 2 | 4 | 3 | 1 | 2 | 1 | 0 | 0 | 0 | 0 | Halen |
| 13 | 12 | 17 | 10 | 11 | 5 | 10 | 6 | 7 | 2 | 0 | 0 | 0 | Ham |
| 135 | 145 | 108 | 97 | 64 | 60 | 49 | 42 | 24 | 15 | 1 | 0 | 0 | Hasselt |
| 11 | 9 | 13 | 10 | 6 | 3 | 1 | 1 | 2 | 0 | 1 | 0 | 0 | Herck-la-Ville |
| 106 | 113 | 93 | 79 | 50 | 58 | 70 | 80 | 36 | 12 | 3 | 0 | 0 | Heusden-Zolder |
| 39 | 25 | 25 | 24 | 16 | 11 | 13 | 9 | 5 | 2 | 0 | 0 | 0 | Bourg-Léopold |
| 6 | 12 | 19 | 15 | 8 | 5 | 8 | 4 | 2 | 1 | 0 | 0 | 0 | Lummen |
| 13 | 8 | 3 | 4 | 3 | 1 | 1 | 0 | 0 | 0 | 0 | 0 | 0 | Nieuwerkerken |
| 43 | 30 | 29 | 17 | 18 | 13 | 10 | 4 | 6 | 3 | 1 | 0 | 0 | Opglabbeek |
| 59 | 57 | 28 | 35 | 40 | 14 | 19 | 11 | 11 | 3 | 1 | 1 | 0 | Saint-Trond |
| 15 | 15 | 11 | 14 | 15 | 9 | 5 | 11 | 4 | 0 | 0 | 0 | 0 | Tessenderlo |
| 43 | 42 | 27 | 36 | 20 | 12 | 9 | 9 | 6 | 3 | 0 | 0 | 0 | Zonhoven |
| 35 | 35 | 25 | 32 | 34 | 16 | 21 | 13 | 7 | 3 | 1 | 0 | 0 | Zutendaal |
| 1.256 | 1.218 | 1.090 | 1.019 | 1.001 | 781 | 596 | 437 | 262 | 139 | 54 | 9 | 2 | Arr. de Maaseik |
| 76 | 56 | 45 | 55 | 59 | 35 | 23 | 14 | 10 | 4 | 1 | 0 | 0 | Bocholt |
| 29 | 26 | 17 | 30 | 23 | 20 | 11 | 8 | 6 | 4 | 2 | 0 | 0 | Bree |
| 119 | 111 | 83 | 86 | 72 | 55 | 38 | 31 | 20 | 6 | 3 | 0 | 0 | Dilsen-Stokkem |
| 150 | 146 | 160 | 125 | 174 | 147 | 121 | 84 | 55 | 32 | 20 | 4 | 1 | Hamont-Achel |
| 38 | 40 | 36 | 34 | 35 | 33 | 37 | 14 | 9 | 3 | 2 | 0 | 0 | Hechtel-Eksel |
| 168 | 202 | 205 | 171 | 99 | 102 | 90 | 85 | 53 | 29 | 9 | 1 | 0 | Houthalen-Helchteren |

Population au 1.1.2004

Population étrangère par groupe d'âges - par commune - Hommes (suite)

| | Total | Moins de 18 ans | De 18 à 64 ans | 65 ans et plus | Moins de 5 ans | De 5 à 9 ans | De 10 à 14 ans | De 15 à 19 ans | De 20 à 24 ans | De 25 à 29 ans | De 30 à 34 ans |
|-----------------------------------|---------------|-----------------|----------------|----------------|----------------|--------------|----------------|----------------|----------------|----------------|----------------|
| Kinrooi | 856 | 179 | 623 | 54 | 65 | 50 | 43 | 28 | 29 | 41 | 78 |
| Lommel | 1.924 | 332 | 1.388 | 204 | 93 | 107 | 82 | 73 | 75 | 120 | 161 |
| Maaseik | 1.343 | 190 | 985 | 168 | 54 | 44 | 69 | 39 | 67 | 86 | 127 |
| Meeuwen-Gruitrode | 285 | 72 | 188 | 25 | 19 | 17 | 25 | 18 | 7 | 13 | 30 |
| Neerpelt | 1.133 | 192 | 805 | 136 | 62 | 56 | 46 | 45 | 44 | 46 | 99 |
| Overpelt | 497 | 93 | 356 | 48 | 43 | 20 | 22 | 12 | 11 | 26 | 63 |
| Peer | 306 | 61 | 211 | 34 | 17 | 22 | 19 | 3 | 10 | 17 | 29 |
| Arr. de Tongres | 10.048 | 1.519 | 7.346 | 1.183 | 437 | 446 | 419 | 376 | 570 | 697 | 891 |
| Alken | 84 | 15 | 58 | 11 | 3 | 6 | 2 | 4 | 6 | 5 | 6 |
| Bilzen | 738 | 137 | 551 | 50 | 36 | 39 | 44 | 27 | 22 | 54 | 68 |
| Looz | 98 | 14 | 76 | 8 | 2 | 5 | 3 | 9 | 6 | 6 | 6 |
| Heers | 62 | 16 | 44 | 2 | 5 | 5 | 5 | 2 | 3 | 1 | 5 |
| Herstappe | 0 | 0 | 0 | 0 | 0 | 0 | 0 | 0 | 0 | 0 | 0 |
| Hoeselt | 120 | 15 | 94 | 11 | 6 | 2 | 7 | 3 | 2 | 8 | 8 |
| Kortesseem | 60 | 7 | 47 | 6 | 0 | 2 | 1 | 4 | 2 | 4 | 8 |
| Lanaken | 3.181 | 560 | 2.257 | 364 | 185 | 155 | 148 | 121 | 230 | 205 | 272 |
| Maasmechelen | 3.414 | 366 | 2.538 | 510 | 96 | 106 | 99 | 105 | 158 | 268 | 339 |
| Riemst | 1.221 | 231 | 882 | 108 | 61 | 83 | 62 | 63 | 106 | 92 | 85 |
| Tongres | 502 | 66 | 385 | 51 | 16 | 15 | 21 | 20 | 20 | 27 | 44 |
| Fourons | 524 | 91 | 374 | 59 | 27 | 28 | 26 | 18 | 13 | 23 | 45 |
| Wellen | 44 | 1 | 40 | 3 | 0 | 0 | 1 | 0 | 2 | 4 | 5 |
| Prov. de Flandre orientale | 19.261 | 3.147 | 14.588 | 1.526 | 930 | 825 | 855 | 928 | 1.456 | 2.206 | 2.282 |
| Arr. d'Alost | 1.810 | 301 | 1.349 | 160 | 85 | 89 | 80 | 90 | 104 | 144 | 209 |
| Alost | 798 | 132 | 588 | 78 | 36 | 42 | 29 | 46 | 64 | 69 | 98 |
| Denderleeuw | 126 | 22 | 93 | 11 | 3 | 10 | 7 | 6 | 4 | 9 | 20 |
| Erpe-Mere | 81 | 15 | 63 | 3 | 3 | 7 | 4 | 1 | 2 | 6 | 8 |
| Grammont | 247 | 59 | 175 | 13 | 23 | 12 | 16 | 13 | 10 | 11 | 18 |
| Haaltert | 65 | 10 | 51 | 4 | 4 | 3 | 3 | 2 | 3 | 1 | 5 |
| Herzele | 58 | 11 | 40 | 7 | 2 | 4 | 3 | 2 | 2 | 4 | 5 |
| Lede | 38 | 3 | 29 | 6 | 0 | 1 | 1 | 3 | 3 | 0 | 2 |
| Ninove | 278 | 41 | 208 | 29 | 12 | 9 | 13 | 13 | 12 | 33 | 39 |
| Sint-Lievens-Houtem | 32 | 3 | 28 | 1 | 1 | 0 | 2 | 2 | 0 | 5 | 3 |
| Zottegem | 87 | 5 | 74 | 8 | 1 | 1 | 2 | 2 | 4 | 6 | 11 |
| Arr. de Termonde | 1.398 | 285 | 1.018 | 95 | 88 | 68 | 80 | 80 | 101 | 149 | 171 |
| Berlare | 68 | 9 | 55 | 4 | 2 | 2 | 3 | 2 | 2 | 0 | 10 |
| Buggenhout | 51 | 9 | 39 | 3 | 3 | 4 | 1 | 2 | 2 | 6 | 8 |
| Termonde | 311 | 62 | 225 | 24 | 10 | 21 | 21 | 15 | 14 | 35 | 38 |
| Hamme | 177 | 38 | 124 | 15 | 13 | 5 | 10 | 15 | 23 | 22 | 19 |
| Laarne | 43 | 2 | 36 | 5 | 1 | 0 | 0 | 2 | 4 | 4 | 6 |
| Lebbeke | 93 | 11 | 77 | 5 | 7 | 1 | 2 | 3 | 5 | 7 | 16 |
| Waasmunster | 108 | 19 | 80 | 9 | 4 | 4 | 9 | 5 | 7 | 9 | 8 |
| Wetteren | 165 | 30 | 128 | 7 | 4 | 5 | 14 | 11 | 15 | 22 | 24 |
| Wichelen | 43 | 10 | 32 | 1 | 6 | 2 | 2 | 1 | 2 | 2 | 6 |
| Zele | 339 | 95 | 222 | 22 | 38 | 24 | 18 | 24 | 27 | 42 | 36 |
| Arr. d'Eeklo | 1.044 | 100 | 779 | 165 | 24 | 24 | 37 | 26 | 26 | 54 | 61 |
| Assenede | 159 | 18 | 115 | 26 | 3 | 6 | 6 | 4 | 2 | 5 | 8 |
| Eeklo | 187 | 20 | 142 | 25 | 7 | 6 | 5 | 4 | 9 | 17 | 14 |
| Kaprijke | 51 | 10 | 38 | 3 | 3 | 2 | 4 | 2 | 1 | 1 | 1 |
| Maldegem | 177 | 11 | 143 | 23 | 3 | 0 | 5 | 5 | 4 | 10 | 11 |
| Sint-Laureins | 112 | 11 | 80 | 21 | 3 | 1 | 6 | 2 | 1 | 5 | 9 |
| Zelzate | 358 | 30 | 261 | 67 | 5 | 9 | 11 | 9 | 9 | 16 | 18 |
| Arr. de Gand | 10.161 | 1.526 | 7.946 | 689 | 474 | 395 | 395 | 476 | 865 | 1.411 | 1.350 |
| Aalter | 158 | 10 | 139 | 9 | 2 | 4 | 4 | 2 | 21 | 41 | 19 |
| De Pinte | 74 | 16 | 46 | 12 | 7 | 5 | 1 | 4 | 0 | 2 | 8 |
| Deinze | 223 | 26 | 186 | 11 | 11 | 4 | 6 | 15 | 12 | 19 | 32 |
| Destelbergen | 131 | 10 | 110 | 11 | 2 | 1 | 3 | 7 | 9 | 11 | 7 |
| Evergem | 204 | 22 | 157 | 25 | 6 | 8 | 5 | 3 | 6 | 9 | 15 |
| Gavere | 42 | 3 | 37 | 2 | 1 | 1 | 0 | 2 | 3 | 0 | 5 |
| Gand | 8.251 | 1.318 | 6.438 | 495 | 403 | 338 | 344 | 416 | 782 | 1.262 | 1.138 |
| Knesselare | 43 | 2 | 38 | 3 | 0 | 0 | 1 | 2 | 0 | 2 | 4 |
| Lochristi | 130 | 22 | 96 | 12 | 8 | 5 | 6 | 5 | 4 | 5 | 17 |
| Lovendegem | 61 | 8 | 47 | 6 | 4 | 3 | 0 | 2 | 1 | 3 | 9 |
| Melle | 77 | 13 | 57 | 7 | 7 | 2 | 3 | 2 | 3 | 5 | 11 |

Population au 1.1.2004

| De 35 à 39 ans | De 40 à 44 ans | De 45 à 49 ans | De 50 à 54 ans | De 55 à 59 ans | De 60 à 64 ans | De 65 à 69 ans | De 70 à 74 ans | De 75 à 79 ans | De 80 à 84 ans | De 85 à 89 ans | De 90 à 94 ans | 95 ans et plus | |
|-------------------|-------------------|----------------------|----------------------|-------------------|----------------------|----------------------|----------------------|----------------------|-------------------|----------------------|----------------------|-------------------|-----------------------------------|
| 108 | 92 | 83 | 73 | 69 | 43 | 20 | 16 | 9 | 7 | 2 | 0 | 0 | Kinrooi |
| 218 | 197 | 154 | 154 | 171 | 115 | 91 | 53 | 31 | 22 | 3 | 3 | 1 | Lommel |
| 117 | 130 | 114 | 115 | 122 | 91 | 49 | 57 | 37 | 19 | 6 | 0 | 0 | Maaseik |
| 25 | 27 | 23 | 22 | 23 | 11 | 11 | 13 | 0 | 1 | 0 | 0 | 0 | Meeuwen-Gruitrode |
| 107 | 107 | 103 | 96 | 94 | 92 | 66 | 35 | 23 | 8 | 3 | 1 | 0 | Neerpelt |
| 62 | 48 | 42 | 33 | 44 | 23 | 21 | 19 | 5 | 3 | 0 | 0 | 0 | Overpelt |
| 39 | 36 | 25 | 25 | 16 | 14 | 18 | 8 | 4 | 1 | 3 | 0 | 0 | Peer |
| 1.015 | 1.008 | 939 | 753 | 738 | 576 | 445 | 378 | 231 | 100 | 23 | 6 | 0 | Arr. de Tongres |
| 12 | 7 | 15 | 4 | 1 | 2 | 2 | 3 | 4 | 1 | 1 | 0 | 0 | Alken |
| 92 | 83 | 73 | 69 | 52 | 29 | 16 | 22 | 10 | 2 | 0 | 0 | 0 | Bilzen |
| 8 | 12 | 9 | 7 | 12 | 5 | 4 | 2 | 1 | 1 | 0 | 0 | 0 | Looz |
| 8 | 11 | 4 | 4 | 3 | 4 | 0 | 1 | 1 | 0 | 0 | 0 | 0 | Heers |
| 0 | 0 | 0 | 0 | 0 | 0 | 0 | 0 | 0 | 0 | 0 | 0 | 0 | Herstappe |
| 12 | 15 | 16 | 8 | 14 | 8 | 6 | 3 | 2 | 0 | 0 | 0 | 0 | Hoeselt |
| 8 | 8 | 7 | 4 | 2 | 4 | 2 | 2 | 1 | 1 | 0 | 0 | 0 | Kortesseem |
| 299 | 304 | 238 | 196 | 250 | 214 | 131 | 129 | 70 | 28 | 6 | 0 | 0 | Lanaken |
| 343 | 352 | 346 | 274 | 229 | 189 | 198 | 164 | 101 | 37 | 7 | 3 | 0 | Maasmechelen |
| 130 | 100 | 111 | 94 | 80 | 46 | 47 | 27 | 21 | 10 | 3 | 0 | 0 | Riemst |
| 46 | 53 | 60 | 42 | 49 | 38 | 17 | 10 | 13 | 7 | 2 | 2 | 0 | Tongres |
| 48 | 56 | 55 | 46 | 45 | 35 | 21 | 14 | 7 | 12 | 4 | 1 | 0 | Fourons |
| 9 | 7 | 5 | 5 | 1 | 2 | 1 | 1 | 0 | 1 | 0 | 0 | 0 | Wellen |
| 2.097 | 1.671 | 1.400 | 1.182 | 1.050 | 853 | 612 | 426 | 235 | 178 | 51 | 18 | 6 | Prov. de Flandre orientale |
| 225 | 187 | 143 | 119 | 110 | 65 | 69 | 37 | 29 | 21 | 3 | 1 | 0 | Arr. d'Alost |
| 91 | 68 | 52 | 51 | 47 | 27 | 34 | 18 | 14 | 10 | 2 | 0 | 0 | Alost |
| 17 | 8 | 9 | 9 | 7 | 6 | 4 | 4 | 1 | 1 | 1 | 0 | 0 | Denderleeuw |
| 11 | 11 | 14 | 4 | 5 | 2 | 1 | 1 | 1 | 0 | 0 | 0 | 0 | Erpe-Mere |
| 28 | 34 | 21 | 17 | 20 | 11 | 6 | 2 | 3 | 1 | 0 | 1 | 0 | Grammont |
| 11 | 16 | 7 | 2 | 4 | 0 | 1 | 1 | 1 | 1 | 0 | 0 | 0 | Haaltert |
| 10 | 5 | 7 | 3 | 3 | 1 | 2 | 0 | 4 | 1 | 0 | 0 | 0 | Herzele |
| 4 | 5 | 7 | 3 | 1 | 2 | 1 | 2 | 2 | 1 | 0 | 0 | 0 | Lede |
| 33 | 28 | 14 | 19 | 11 | 13 | 16 | 7 | 2 | 4 | 0 | 0 | 0 | Ninove |
| 6 | 3 | 2 | 3 | 3 | 1 | 1 | 0 | 0 | 0 | 0 | 0 | 0 | Sint-Lievens-Houtem |
| 14 | 9 | 10 | 8 | 9 | 2 | 3 | 2 | 1 | 2 | 0 | 0 | 0 | Zottegem |
| 119 | 119 | 104 | 99 | 70 | 55 | 37 | 32 | 12 | 7 | 3 | 3 | 1 | Arr. de Termonde |
| 5 | 11 | 9 | 10 | 2 | 6 | 1 | 1 | 1 | 0 | 1 | 0 | 0 | Berlare |
| 4 | 3 | 3 | 6 | 2 | 4 | 0 | 1 | 2 | 0 | 0 | 0 | 0 | Buggenhout |
| 30 | 24 | 22 | 26 | 15 | 16 | 8 | 7 | 3 | 4 | 1 | 0 | 1 | Termonde |
| 10 | 14 | 10 | 11 | 7 | 3 | 7 | 6 | 0 | 2 | 0 | 0 | 0 | Hamme |
| 3 | 3 | 4 | 5 | 3 | 3 | 1 | 2 | 1 | 0 | 0 | 1 | 0 | Laarne |
| 14 | 11 | 10 | 7 | 3 | 2 | 1 | 2 | 1 | 0 | 0 | 1 | 0 | Lebbeke |
| 10 | 12 | 9 | 3 | 12 | 7 | 5 | 1 | 2 | 0 | 0 | 1 | 0 | Waasmunster |
| 13 | 13 | 16 | 12 | 7 | 2 | 3 | 1 | 1 | 1 | 1 | 0 | 0 | Wetteren |
| 5 | 5 | 4 | 1 | 4 | 2 | 1 | 0 | 0 | 0 | 0 | 0 | 0 | Wichelen |
| 25 | 23 | 17 | 18 | 15 | 10 | 10 | 11 | 1 | 0 | 0 | 0 | 0 | Zele |
| 128 | 110 | 102 | 104 | 109 | 74 | 56 | 44 | 30 | 21 | 10 | 2 | 2 | Arr. d'Eeklo |
| 19 | 15 | 16 | 15 | 19 | 15 | 6 | 9 | 3 | 6 | 2 | 0 | 0 | Assenede |
| 22 | 25 | 20 | 15 | 12 | 6 | 8 | 5 | 5 | 3 | 3 | 0 | 1 | Eeklo |
| 13 | 4 | 4 | 8 | 3 | 2 | 1 | 2 | 0 | 0 | 0 | 0 | 0 | Kaprijke |
| 26 | 26 | 17 | 19 | 18 | 10 | 8 | 7 | 6 | 1 | 0 | 1 | 0 | Maldegem |
| 10 | 17 | 15 | 8 | 9 | 5 | 4 | 5 | 6 | 5 | 1 | 0 | 0 | Sint-Laureins |
| 38 | 23 | 30 | 39 | 48 | 36 | 29 | 16 | 10 | 6 | 4 | 1 | 1 | Zelzate |
| 1.139 | 834 | 682 | 546 | 481 | 424 | 279 | 191 | 103 | 84 | 22 | 7 | 3 | Arr. de Gand |
| 21 | 8 | 11 | 7 | 5 | 4 | 1 | 3 | 3 | 2 | 0 | 0 | 0 | Aalter |
| 7 | 7 | 8 | 2 | 8 | 3 | 1 | 5 | 2 | 3 | 0 | 1 | 0 | De Pinte |
| 24 | 23 | 25 | 17 | 19 | 5 | 3 | 2 | 4 | 0 | 1 | 1 | 0 | Deinze |
| 19 | 14 | 14 | 12 | 11 | 10 | 4 | 3 | 2 | 2 | 0 | 0 | 0 | Destelbergen |
| 25 | 23 | 21 | 13 | 27 | 18 | 9 | 4 | 6 | 6 | 0 | 0 | 0 | Evergem |
| 4 | 6 | 7 | 6 | 2 | 3 | 0 | 1 | 0 | 0 | 0 | 0 | 1 | Gavere |
| 911 | 639 | 493 | 394 | 322 | 314 | 213 | 143 | 67 | 52 | 14 | 4 | 2 | Gand |
| 8 | 6 | 8 | 3 | 4 | 2 | 0 | 3 | 0 | 0 | 0 | 0 | 0 | Knesselare |
| 11 | 15 | 10 | 15 | 12 | 5 | 4 | 5 | 1 | 2 | 0 | 0 | 0 | Lochristi |
| 9 | 6 | 5 | 4 | 6 | 3 | 1 | 0 | 3 | 2 | 0 | 0 | 0 | Lovendegem |
| 8 | 9 | 4 | 3 | 5 | 8 | 2 | 1 | 1 | 1 | 2 | 0 | 0 | Melle |

Population au 1.1.2004

Population étrangère par groupe d'âges - par commune - Hommes (suite)

| | Total | Moins de 18 ans | De 18 à 64 ans | 65 ans et plus | Moins de 5 ans | De 5 à 9 ans | De 10 à 14 ans | De 15 à 19 ans | De 20 à 24 ans | De 25 à 29 ans | De 30 à 34 ans |
|---------------------------------|---------------|-----------------|----------------|----------------|----------------|--------------|----------------|----------------|----------------|----------------|----------------|
| Merelbeke | 151 | 16 | 123 | 12 | 5 | 7 | 2 | 3 | 7 | 12 | 22 |
| Moerbeke | 101 | 7 | 71 | 23 | 2 | 1 | 3 | 2 | 1 | 3 | 6 |
| Nazareth | 60 | 10 | 41 | 9 | 2 | 4 | 2 | 2 | 3 | 1 | 7 |
| Nevele | 39 | 5 | 34 | 0 | 3 | 2 | 0 | 0 | 1 | 5 | 4 |
| Oosterzele | 52 | 7 | 40 | 5 | 3 | 2 | 2 | 0 | 4 | 5 | 8 |
| Sint-Martens-Latem | 104 | 6 | 83 | 15 | 1 | 1 | 4 | 1 | 3 | 6 | 12 |
| Waarschoot | 44 | 7 | 35 | 2 | 3 | 3 | 1 | 0 | 0 | 3 | 6 |
| Wachtebeke | 111 | 9 | 85 | 17 | 4 | 3 | 2 | 2 | 3 | 1 | 8 |
| Zomergem | 31 | 3 | 21 | 7 | 0 | 1 | 2 | 0 | 0 | 2 | 4 |
| Zulte | 74 | 6 | 62 | 6 | 0 | 0 | 4 | 6 | 2 | 14 | 8 |
| Arr. d'Audenarde | 973 | 183 | 721 | 69 | 49 | 49 | 57 | 51 | 53 | 63 | 108 |
| Brakel | 49 | 6 | 35 | 8 | 1 | 1 | 1 | 4 | 0 | 2 | 7 |
| Horebeke | 3 | 1 | 2 | 0 | 0 | 0 | 1 | 0 | 0 | 0 | 1 |
| Kluisbergen | 34 | 5 | 28 | 1 | 1 | 1 | 3 | 0 | 2 | 0 | 4 |
| Kruishoutem | 39 | 6 | 31 | 2 | 1 | 2 | 3 | 2 | 5 | 1 | 2 |
| Lierde | 18 | 5 | 11 | 2 | 0 | 2 | 1 | 2 | 0 | 2 | 2 |
| Maarkedal | 22 | 1 | 18 | 3 | 0 | 0 | 1 | 0 | 0 | 1 | 2 |
| Audenarde | 191 | 39 | 144 | 8 | 4 | 10 | 18 | 14 | 12 | 15 | 22 |
| Renaix | 544 | 116 | 389 | 39 | 42 | 32 | 27 | 28 | 31 | 39 | 57 |
| Wortegem-Petegem | 11 | 1 | 10 | 0 | 0 | 0 | 0 | 1 | 0 | 0 | 3 |
| Zingem | 31 | 2 | 27 | 2 | 0 | 1 | 1 | 0 | 3 | 3 | 4 |
| Zwalm | 31 | 1 | 26 | 4 | 0 | 0 | 1 | 0 | 0 | 0 | 4 |
| Arr. de Saint-Nicolas | 3.875 | 752 | 2.775 | 348 | 210 | 200 | 206 | 205 | 307 | 385 | 383 |
| Beveren | 432 | 65 | 314 | 53 | 12 | 25 | 15 | 16 | 24 | 32 | 33 |
| Kruikebeke | 111 | 14 | 85 | 12 | 1 | 2 | 2 | 11 | 9 | 11 | 14 |
| Lokeren | 1.035 | 275 | 698 | 62 | 76 | 76 | 87 | 63 | 102 | 117 | 93 |
| Sint-Gillis-Waas | 255 | 20 | 194 | 41 | 5 | 7 | 5 | 5 | 11 | 17 | 15 |
| Saint-Nicolas | 1.283 | 249 | 943 | 91 | 81 | 54 | 66 | 71 | 119 | 150 | 164 |
| Stekene | 343 | 28 | 258 | 57 | 7 | 5 | 9 | 12 | 12 | 11 | 19 |
| Tamise | 416 | 101 | 283 | 32 | 28 | 31 | 22 | 27 | 30 | 47 | 45 |
| Prov. de Brabant flamand | 31.080 | 6.213 | 22.647 | 2.220 | 1.581 | 1.828 | 1.772 | 1.689 | 1.996 | 2.514 | 2.906 |
| Arr. de Hal-Vilvorde | 20.006 | 4.195 | 14.206 | 1.605 | 983 | 1.261 | 1.212 | 1.195 | 1.036 | 1.131 | 1.623 |
| Affligem | 74 | 12 | 54 | 8 | 4 | 5 | 3 | 2 | 2 | 3 | 9 |
| Asse | 657 | 128 | 494 | 35 | 32 | 39 | 31 | 47 | 38 | 45 | 73 |
| Beersel | 730 | 158 | 514 | 58 | 23 | 42 | 56 | 56 | 38 | 31 | 49 |
| Biéville | 22 | 2 | 18 | 2 | 1 | 1 | 0 | 0 | 0 | 2 | 3 |
| Dilbeek | 931 | 135 | 709 | 87 | 31 | 41 | 33 | 43 | 42 | 57 | 91 |
| Drogenbos | 246 | 42 | 178 | 26 | 9 | 15 | 10 | 15 | 11 | 15 | 33 |
| Gammerages | 38 | 8 | 27 | 3 | 2 | 2 | 1 | 4 | 2 | 1 | 0 |
| Gooik | 45 | 4 | 38 | 3 | 3 | 0 | 1 | 1 | 1 | 2 | 3 |
| Grimbergen | 891 | 89 | 709 | 93 | 33 | 22 | 21 | 31 | 38 | 70 | 123 |
| Hal | 661 | 134 | 476 | 51 | 22 | 39 | 48 | 36 | 42 | 63 | 61 |
| Herne | 53 | 5 | 41 | 7 | 2 | 1 | 0 | 4 | 0 | 5 | 2 |
| Hoeilaart | 724 | 198 | 474 | 52 | 39 | 64 | 65 | 46 | 28 | 15 | 40 |
| Kampenhout | 162 | 37 | 114 | 11 | 9 | 14 | 8 | 8 | 5 | 1 | 15 |
| Kapelle-op-den-Bos | 62 | 6 | 50 | 6 | 5 | 0 | 0 | 1 | 2 | 5 | 5 |
| Kraainem | 1.557 | 419 | 1.025 | 113 | 94 | 134 | 124 | 120 | 114 | 62 | 64 |
| Lennik | 58 | 9 | 44 | 5 | 3 | 3 | 2 | 3 | 0 | 1 | 7 |
| Liedekerke | 79 | 15 | 57 | 7 | 4 | 4 | 4 | 4 | 3 | 6 | 10 |
| Linkebeek | 217 | 50 | 148 | 19 | 10 | 19 | 16 | 10 | 6 | 12 | 14 |
| Londerzeel | 106 | 16 | 85 | 5 | 1 | 6 | 5 | 6 | 2 | 6 | 6 |
| Machelen | 463 | 56 | 372 | 35 | 16 | 16 | 15 | 15 | 20 | 49 | 71 |
| Meise | 338 | 35 | 277 | 26 | 7 | 12 | 12 | 7 | 20 | 17 | 39 |
| Merchtem | 122 | 19 | 93 | 10 | 9 | 3 | 3 | 7 | 4 | 6 | 22 |
| Opwijk | 58 | 14 | 42 | 2 | 1 | 5 | 6 | 2 | 1 | 2 | 4 |
| Overijse | 2.395 | 664 | 1.555 | 176 | 154 | 207 | 196 | 176 | 91 | 73 | 112 |
| Pepingen | 20 | 1 | 18 | 1 | 1 | 0 | 0 | 1 | 0 | 2 | 1 |
| Roosdaal | 76 | 12 | 62 | 2 | 2 | 2 | 3 | 7 | 2 | 4 | 12 |
| Rhode-Saint-Genèse | 1.424 | 399 | 917 | 108 | 91 | 114 | 128 | 98 | 81 | 80 | 75 |
| Sint-Pieters-Leeuw | 1.313 | 186 | 1.010 | 117 | 34 | 43 | 70 | 66 | 86 | 98 | 143 |
| Steenokkerzeel | 177 | 25 | 141 | 11 | 8 | 3 | 9 | 8 | 6 | 12 | 17 |
| Ternat | 117 | 19 | 90 | 8 | 6 | 4 | 5 | 4 | 3 | 5 | 14 |
| Vilvorde | 1.960 | 289 | 1.431 | 240 | 75 | 87 | 67 | 101 | 132 | 152 | 220 |

Population au 1.1.2004

| De 35 à 39 ans | De 40 à 44 ans | De 45 à 49 ans | De 50 à 54 ans | De 55 à 59 ans | De 60 à 64 ans | De 65 à 69 ans | De 70 à 74 ans | De 75 à 79 ans | De 80 à 84 ans | De 85 à 89 ans | De 90 à 94 ans | 95 ans et plus | |
|----------------|----------------|----------------|----------------|----------------|----------------|----------------|----------------|----------------|----------------|----------------|----------------|----------------|---------------------------------|
| 19 | 16 | 16 | 12 | 11 | 7 | 4 | 2 | 3 | 2 | 1 | 0 | 0 | Merelbeke |
| 8 | 8 | 11 | 18 | 10 | 5 | 11 | 5 | 4 | 2 | 0 | 1 | 0 | Moerbeke |
| 12 | 6 | 6 | 3 | 2 | 1 | 3 | 0 | 2 | 3 | 1 | 0 | 0 | Nazareth |
| 8 | 3 | 7 | 3 | 0 | 3 | 0 | 0 | 0 | 0 | 0 | 0 | 0 | Nevele |
| 4 | 9 | 4 | 2 | 2 | 2 | 3 | 0 | 0 | 2 | 0 | 0 | 0 | Oosterzele |
| 5 | 13 | 8 | 13 | 10 | 12 | 5 | 6 | 1 | 2 | 1 | 0 | 0 | Sint-Martens-Latem |
| 7 | 4 | 3 | 5 | 5 | 2 | 1 | 1 | 0 | 0 | 0 | 0 | 0 | Waarschoot |
| 16 | 11 | 10 | 8 | 14 | 12 | 6 | 5 | 3 | 2 | 1 | 0 | 0 | Wachtebeke |
| 2 | 4 | 4 | 2 | 2 | 1 | 4 | 2 | 0 | 0 | 1 | 0 | 0 | Zomergem |
| 11 | 4 | 7 | 4 | 4 | 4 | 4 | 0 | 1 | 1 | 0 | 0 | 0 | Zulte |
| 118 | 100 | 77 | 68 | 64 | 47 | 28 | 20 | 11 | 7 | 1 | 2 | 0 | Arr. d'Audenarde |
| 4 | 4 | 6 | 8 | 3 | 0 | 2 | 3 | 2 | 0 | 0 | 1 | 0 | Brakel |
| 0 | 0 | 1 | 0 | 0 | 0 | 0 | 0 | 0 | 0 | 0 | 0 | 0 | Horebeke |
| 3 | 6 | 3 | 4 | 4 | 2 | 0 | 0 | 0 | 1 | 0 | 0 | 0 | Kluisbergen |
| 5 | 5 | 4 | 2 | 3 | 2 | 0 | 0 | 0 | 2 | 0 | 0 | 0 | Kruishoutem |
| 3 | 3 | 1 | 0 | 0 | 0 | 2 | 0 | 0 | 0 | 0 | 0 | 0 | Lierde |
| 3 | 1 | 5 | 2 | 2 | 2 | 1 | 2 | 0 | 0 | 0 | 0 | 0 | Maarkedal |
| 27 | 20 | 14 | 8 | 9 | 10 | 6 | 1 | 1 | 0 | 0 | 0 | 0 | Audenarde |
| 61 | 52 | 34 | 36 | 38 | 28 | 14 | 13 | 7 | 4 | 0 | 1 | 0 | Renaix |
| 3 | 1 | 1 | 1 | 1 | 0 | 0 | 0 | 0 | 0 | 0 | 0 | 0 | Wortegem-Petegem |
| 3 | 3 | 3 | 4 | 2 | 2 | 1 | 0 | 0 | 0 | 1 | 0 | 0 | Zingem |
| 6 | 5 | 5 | 3 | 2 | 1 | 2 | 1 | 1 | 0 | 0 | 0 | 0 | Zwalm |
| 368 | 321 | 292 | 246 | 216 | 188 | 143 | 102 | 50 | 38 | 12 | 3 | 0 | Arr. de Saint-Nicolas |
| 40 | 40 | 57 | 42 | 27 | 16 | 12 | 17 | 9 | 9 | 6 | 0 | 0 | Beveren |
| 6 | 5 | 7 | 12 | 9 | 10 | 6 | 4 | 1 | 1 | 0 | 0 | 0 | Kruikeke |
| 86 | 78 | 57 | 52 | 40 | 46 | 32 | 19 | 6 | 5 | 0 | 0 | 0 | Lokeren |
| 30 | 28 | 20 | 23 | 27 | 21 | 17 | 13 | 5 | 4 | 2 | 0 | 0 | Sint-Gillis-Waas |
| 127 | 108 | 85 | 59 | 57 | 51 | 37 | 23 | 17 | 8 | 3 | 3 | 0 | Saint-Nicolas |
| 38 | 37 | 36 | 40 | 32 | 28 | 23 | 20 | 9 | 4 | 1 | 0 | 0 | Stekene |
| 41 | 25 | 30 | 18 | 24 | 16 | 16 | 6 | 3 | 7 | 0 | 0 | 0 | Tamise |
| 3.399 | 3.111 | 2.769 | 2.264 | 1.851 | 1.180 | 877 | 628 | 411 | 219 | 62 | 21 | 2 | Prov. de Brabant flamand |
| 2.139 | 2.130 | 1.967 | 1.596 | 1.311 | 817 | 601 | 465 | 312 | 168 | 47 | 10 | 2 | Arr. de Hal-Vilvorde |
| 6 | 9 | 9 | 3 | 5 | 6 | 4 | 1 | 1 | 1 | 1 | 0 | 0 | Affligem |
| 72 | 77 | 69 | 44 | 33 | 22 | 10 | 10 | 8 | 6 | 0 | 1 | 0 | Asse |
| 72 | 89 | 84 | 66 | 39 | 27 | 22 | 18 | 9 | 6 | 2 | 1 | 0 | Beersel |
| 3 | 3 | 0 | 1 | 5 | 1 | 1 | 0 | 1 | 0 | 0 | 0 | 0 | Biévéne |
| 120 | 103 | 116 | 72 | 65 | 30 | 29 | 15 | 23 | 13 | 5 | 2 | 0 | Dilbeek |
| 21 | 23 | 21 | 26 | 11 | 10 | 6 | 8 | 9 | 1 | 1 | 1 | 0 | Drogenbos |
| 3 | 5 | 4 | 7 | 0 | 4 | 1 | 1 | 0 | 1 | 0 | 0 | 0 | Gammerages |
| 11 | 6 | 7 | 2 | 5 | 0 | 3 | 0 | 0 | 0 | 0 | 0 | 0 | Gooik |
| 108 | 85 | 85 | 74 | 65 | 43 | 27 | 31 | 25 | 9 | 1 | 0 | 0 | Grimbergen |
| 72 | 64 | 62 | 39 | 34 | 28 | 19 | 11 | 13 | 5 | 3 | 0 | 0 | Hal |
| 4 | 5 | 6 | 7 | 7 | 3 | 2 | 1 | 1 | 3 | 0 | 0 | 0 | Herne |
| 77 | 86 | 74 | 65 | 50 | 23 | 22 | 13 | 11 | 6 | 0 | 0 | 0 | Hoeilaart |
| 23 | 21 | 15 | 16 | 11 | 5 | 6 | 2 | 2 | 1 | 0 | 0 | 0 | Kampenhout |
| 13 | 5 | 6 | 4 | 5 | 5 | 2 | 2 | 1 | 0 | 1 | 0 | 0 | Kapelle-op-den-Bos |
| 120 | 157 | 138 | 132 | 112 | 73 | 36 | 37 | 26 | 14 | 0 | 0 | 0 | Kraainem |
| 5 | 5 | 9 | 3 | 5 | 7 | 3 | 1 | 1 | 0 | 0 | 0 | 0 | Lennik |
| 10 | 7 | 4 | 8 | 3 | 5 | 2 | 4 | 0 | 0 | 0 | 0 | 1 | Liedekerke |
| 29 | 18 | 21 | 15 | 15 | 13 | 3 | 6 | 8 | 1 | 0 | 1 | 0 | Linkebeek |
| 11 | 23 | 14 | 10 | 9 | 2 | 3 | 2 | 0 | 0 | 0 | 0 | 0 | Londerzeel |
| 62 | 48 | 41 | 32 | 22 | 21 | 13 | 17 | 3 | 2 | 0 | 0 | 0 | Machelen |
| 39 | 39 | 40 | 39 | 24 | 17 | 10 | 4 | 9 | 2 | 1 | 0 | 0 | Meise |
| 11 | 13 | 8 | 11 | 11 | 4 | 7 | 2 | 1 | 0 | 0 | 0 | 0 | Merchtem |
| 13 | 8 | 5 | 6 | 2 | 1 | 2 | 0 | 0 | 0 | 0 | 0 | 0 | Opwijk |
| 245 | 252 | 213 | 207 | 173 | 120 | 81 | 49 | 22 | 17 | 6 | 1 | 0 | Overijse |
| 2 | 3 | 2 | 2 | 3 | 2 | 0 | 0 | 0 | 0 | 1 | 0 | 0 | Pepingen |
| 7 | 14 | 8 | 5 | 5 | 3 | 0 | 1 | 0 | 0 | 1 | 0 | 0 | Roosdaal |
| 140 | 127 | 131 | 94 | 104 | 53 | 46 | 25 | 26 | 7 | 4 | 0 | 0 | Rhode-Saint-Genèse |
| 131 | 155 | 140 | 103 | 78 | 49 | 40 | 39 | 21 | 15 | 2 | 0 | 0 | Sint-Pieters-Leeuw |
| 20 | 19 | 23 | 19 | 14 | 8 | 3 | 3 | 1 | 4 | 0 | 0 | 0 | Steenokkerzeel |
| 10 | 18 | 12 | 13 | 9 | 6 | 2 | 2 | 2 | 2 | 0 | 0 | 0 | Ternat |
| 221 | 175 | 186 | 120 | 112 | 72 | 85 | 80 | 44 | 23 | 8 | 0 | 0 | Vilvorde |

Population au 1.1.2004

Population étrangère par groupe d'âges - par commune - Hommes (suite)

| | Total | Moins de 18 ans | De 18 à 64 ans | 65 ans et plus | Moins de 5 ans | De 5 à 9 ans | De 10 à 14 ans | De 15 à 19 ans | De 20 à 24 ans | De 25 à 29 ans | De 30 à 34 ans |
|-------------------------------------|---------------|-----------------|----------------|----------------|----------------|--------------|----------------|----------------|----------------|----------------|----------------|
| Wemmel | 551 | 74 | 419 | 58 | 21 | 22 | 17 | 20 | 31 | 56 | 65 |
| Wezembeek-Oppem | 1.366 | 406 | 875 | 85 | 110 | 138 | 95 | 95 | 65 | 45 | 56 |
| Zaventem | 2.096 | 507 | 1.478 | 111 | 115 | 146 | 155 | 141 | 115 | 117 | 152 |
| Zemst | 217 | 22 | 171 | 24 | 6 | 8 | 3 | 10 | 5 | 11 | 12 |
| Arr. de Louvain | 11.074 | 2.018 | 8.441 | 615 | 598 | 567 | 560 | 494 | 960 | 1.383 | 1.283 |
| Aarschot | 149 | 15 | 119 | 15 | 2 | 7 | 3 | 6 | 6 | 9 | 19 |
| Begijnendijk | 49 | 4 | 41 | 4 | 0 | 0 | 4 | 2 | 5 | 1 | 6 |
| Bekkevoort | 28 | 4 | 22 | 2 | 1 | 2 | 1 | 1 | 1 | 3 | 1 |
| Bertem | 285 | 95 | 184 | 6 | 19 | 30 | 32 | 18 | 14 | 8 | 22 |
| Bierbeek | 80 | 10 | 64 | 6 | 4 | 1 | 1 | 5 | 1 | 6 | 10 |
| Boortmeerbeek | 135 | 17 | 110 | 8 | 6 | 3 | 6 | 6 | 6 | 4 | 14 |
| Boutersem | 61 | 13 | 45 | 3 | 6 | 4 | 2 | 1 | 2 | 8 | 10 |
| Diest | 350 | 74 | 249 | 27 | 20 | 19 | 25 | 22 | 23 | 48 | 24 |
| Geetbets | 29 | 7 | 21 | 1 | 4 | 2 | 1 | 1 | 1 | 3 | 5 |
| Glabbek | 20 | 2 | 17 | 1 | 2 | 0 | 0 | 0 | 0 | 1 | 2 |
| Haacht | 93 | 9 | 78 | 6 | 2 | 4 | 1 | 2 | 5 | 7 | 13 |
| Herent | 187 | 30 | 140 | 17 | 11 | 11 | 4 | 7 | 7 | 17 | 16 |
| Hoegaarden | 40 | 3 | 33 | 4 | 1 | 1 | 1 | 0 | 1 | 4 | 2 |
| Holsbeek | 44 | 6 | 37 | 1 | 2 | 0 | 3 | 1 | 3 | 5 | 5 |
| Huldenberg | 278 | 67 | 196 | 15 | 20 | 21 | 21 | 9 | 7 | 9 | 25 |
| Keerbergen | 404 | 82 | 281 | 41 | 19 | 26 | 24 | 23 | 20 | 17 | 15 |
| Kortenaken | 26 | 6 | 18 | 2 | 1 | 3 | 2 | 0 | 1 | 1 | 1 |
| Kortenberg | 663 | 179 | 451 | 33 | 56 | 59 | 46 | 27 | 26 | 31 | 49 |
| Landen | 104 | 13 | 83 | 8 | 2 | 5 | 3 | 3 | 7 | 6 | 10 |
| Louvain | 4.504 | 444 | 3.939 | 121 | 193 | 103 | 91 | 116 | 665 | 1.067 | 828 |
| Lintar | 22 | 3 | 19 | 0 | 2 | 0 | 1 | 0 | 0 | 5 | 0 |
| Lubbeek | 103 | 18 | 80 | 5 | 6 | 4 | 4 | 6 | 10 | 3 | 10 |
| Oud-Heverlee | 138 | 27 | 101 | 10 | 8 | 3 | 12 | 7 | 6 | 9 | 13 |
| Rotselaar | 136 | 26 | 99 | 11 | 8 | 7 | 6 | 8 | 3 | 3 | 15 |
| Montaigu-Zichem | 123 | 24 | 85 | 14 | 4 | 6 | 8 | 10 | 5 | 6 | 11 |
| Tervuren | 2.402 | 717 | 1.477 | 208 | 175 | 213 | 214 | 178 | 102 | 69 | 107 |
| Tielt-Winge | 58 | 6 | 46 | 6 | 3 | 2 | 0 | 1 | 1 | 3 | 7 |
| Tirlemont | 308 | 65 | 226 | 17 | 10 | 16 | 28 | 17 | 21 | 21 | 27 |
| Tremelo | 206 | 42 | 143 | 21 | 5 | 12 | 15 | 17 | 11 | 4 | 8 |
| Léau | 49 | 10 | 37 | 2 | 6 | 3 | 1 | 0 | 0 | 5 | 8 |
| Prov. de Flandre occidentale | 11.266 | 1.606 | 8.559 | 1.101 | 481 | 459 | 430 | 408 | 683 | 933 | 1.116 |
| Arr. de Bruges | 2.807 | 283 | 2.187 | 337 | 93 | 75 | 70 | 83 | 183 | 271 | 285 |
| Beernem | 53 | 6 | 41 | 6 | 2 | 1 | 1 | 3 | 2 | 4 | 7 |
| Blankenberge | 225 | 16 | 170 | 39 | 5 | 3 | 3 | 7 | 11 | 14 | 15 |
| Bruges | 1.456 | 159 | 1.192 | 105 | 53 | 43 | 37 | 47 | 133 | 191 | 160 |
| Damme | 77 | 7 | 60 | 10 | 1 | 3 | 1 | 5 | 3 | 1 | 8 |
| Jabbeke | 81 | 9 | 63 | 9 | 3 | 3 | 3 | 2 | 2 | 7 | 7 |
| Knokke-Heist | 646 | 47 | 458 | 141 | 14 | 18 | 11 | 8 | 16 | 31 | 59 |
| Oostkamp | 86 | 10 | 66 | 10 | 1 | 1 | 6 | 4 | 4 | 7 | 13 |
| Torhout | 89 | 18 | 64 | 7 | 9 | 1 | 5 | 4 | 7 | 10 | 5 |
| Zedelgem | 80 | 10 | 62 | 8 | 5 | 2 | 2 | 3 | 4 | 6 | 10 |
| Zuienkerke | 14 | 1 | 11 | 2 | 0 | 0 | 1 | 0 | 1 | 0 | 1 |
| Arr. de Dixmude | 123 | 16 | 95 | 12 | 4 | 5 | 5 | 2 | 4 | 7 | 13 |
| Dixmude | 41 | 8 | 30 | 3 | 1 | 3 | 3 | 1 | 2 | 2 | 6 |
| Houthulst | 24 | 1 | 19 | 4 | 1 | 0 | 0 | 0 | 2 | 2 | 0 |
| Koekelare | 19 | 4 | 12 | 3 | 1 | 1 | 2 | 0 | 0 | 2 | 1 |
| Kortemark | 18 | 1 | 17 | 0 | 1 | 0 | 0 | 0 | 0 | 0 | 4 |
| Lo-Reninge | 21 | 2 | 17 | 2 | 0 | 1 | 0 | 1 | 0 | 1 | 2 |
| Arr. d'Ypres | 1.215 | 176 | 929 | 110 | 44 | 50 | 50 | 49 | 62 | 76 | 100 |
| Heuvelland | 232 | 53 | 164 | 15 | 14 | 16 | 14 | 14 | 11 | 13 | 11 |
| Ypres | 341 | 46 | 268 | 27 | 11 | 9 | 14 | 17 | 22 | 16 | 41 |
| Langemark-Poelkapelle | 27 | 2 | 23 | 2 | 1 | 1 | 0 | 0 | 2 | 0 | 2 |
| Messines | 42 | 7 | 32 | 3 | 1 | 1 | 3 | 2 | 5 | 3 | 2 |
| Poperinge | 187 | 21 | 143 | 23 | 3 | 6 | 7 | 6 | 4 | 11 | 9 |
| Vleteren | 22 | 4 | 17 | 1 | 0 | 0 | 2 | 3 | 3 | 2 | 0 |
| Wervik | 316 | 31 | 247 | 38 | 12 | 13 | 5 | 6 | 12 | 31 | 31 |
| Zonnebeke | 48 | 12 | 35 | 1 | 2 | 4 | 5 | 1 | 3 | 0 | 4 |

Population au 1.1.2004

| De 35 à 39 ans | De 40 à 44 ans | De 45 à 49 ans | De 50 à 54 ans | De 55 à 59 ans | De 60 à 64 ans | De 65 à 69 ans | De 70 à 74 ans | De 75 à 79 ans | De 80 à 84 ans | De 85 à 89 ans | De 90 à 94 ans | 95 ans et plus | |
|----------------|----------------|----------------|----------------|----------------|----------------|----------------|----------------|----------------|----------------|----------------|----------------|----------------|-------------------------------------|
| 58 | 65 | 52 | 37 | 31 | 18 | 29 | 11 | 7 | 7 | 4 | 0 | 0 | Wemmel |
| 128 | 153 | 128 | 118 | 99 | 51 | 32 | 23 | 18 | 6 | 4 | 2 | 0 | Wezembeek-Opdem |
| 244 | 225 | 199 | 174 | 123 | 79 | 41 | 37 | 15 | 14 | 2 | 1 | 1 | Zaventem |
| 28 | 25 | 35 | 22 | 22 | 6 | 9 | 9 | 4 | 2 | 0 | 0 | 0 | Zemst |
| 1.260 | 981 | 802 | 668 | 540 | 363 | 276 | 163 | 99 | 51 | 15 | 11 | 0 | Arr. de Louvain |
| 19 | 19 | 15 | 16 | 4 | 9 | 8 | 2 | 4 | 1 | 0 | 0 | 0 | Aarschot |
| 3 | 4 | 8 | 4 | 7 | 1 | 1 | 1 | 2 | 0 | 0 | 0 | 0 | Begijnendijk |
| 5 | 3 | 1 | 2 | 3 | 2 | 2 | 0 | 0 | 0 | 0 | 0 | 0 | Bekkevoort |
| 32 | 29 | 25 | 15 | 24 | 11 | 2 | 2 | 1 | 1 | 0 | 0 | 0 | Bertem |
| 11 | 14 | 3 | 7 | 7 | 4 | 4 | 0 | 1 | 0 | 0 | 1 | 0 | Bierbeek |
| 17 | 14 | 16 | 12 | 16 | 7 | 4 | 2 | 1 | 1 | 0 | 0 | 0 | Boortmeerbeek |
| 12 | 6 | 3 | 4 | 0 | 0 | 1 | 1 | 1 | 0 | 0 | 0 | 0 | Boutersem |
| 33 | 33 | 23 | 20 | 23 | 10 | 10 | 6 | 5 | 3 | 2 | 1 | 0 | Diest |
| 1 | 2 | 0 | 6 | 0 | 2 | 0 | 1 | 0 | 0 | 0 | 0 | 0 | Geetbets |
| 8 | 4 | 1 | 0 | 0 | 1 | 1 | 0 | 0 | 0 | 0 | 0 | 0 | Glabbek |
| 15 | 13 | 9 | 6 | 8 | 2 | 2 | 2 | 0 | 2 | 0 | 0 | 0 | Haacht |
| 28 | 25 | 16 | 12 | 11 | 5 | 9 | 3 | 2 | 1 | 1 | 1 | 0 | Herent |
| 6 | 2 | 7 | 7 | 2 | 2 | 1 | 0 | 3 | 0 | 0 | 0 | 0 | Hoegaarden |
| 6 | 2 | 6 | 3 | 4 | 3 | 1 | 0 | 0 | 0 | 0 | 0 | 0 | Holsbeek |
| 23 | 29 | 39 | 25 | 25 | 10 | 5 | 6 | 3 | 0 | 0 | 1 | 0 | Huldenberg |
| 33 | 45 | 31 | 38 | 40 | 32 | 21 | 11 | 3 | 4 | 2 | 0 | 0 | Keerbergen |
| 4 | 4 | 1 | 3 | 1 | 2 | 0 | 1 | 1 | 0 | 0 | 0 | 0 | Kortenaken |
| 83 | 76 | 69 | 50 | 37 | 21 | 18 | 8 | 5 | 2 | 0 | 0 | 0 | Kortenberg |
| 12 | 15 | 6 | 11 | 9 | 7 | 2 | 4 | 1 | 0 | 1 | 0 | 0 | Landen |
| 519 | 307 | 214 | 133 | 86 | 61 | 48 | 35 | 20 | 12 | 3 | 3 | 0 | Louvain |
| 2 | 3 | 4 | 2 | 2 | 1 | 0 | 0 | 0 | 0 | 0 | 0 | 0 | Linter |
| 12 | 10 | 12 | 6 | 10 | 5 | 2 | 1 | 0 | 2 | 0 | 0 | 0 | Lubbeek |
| 18 | 17 | 13 | 8 | 10 | 4 | 8 | 1 | 0 | 1 | 0 | 0 | 0 | Oud-Heverlee |
| 23 | 17 | 12 | 7 | 10 | 6 | 5 | 2 | 1 | 1 | 1 | 1 | 0 | Rotselaar |
| 11 | 11 | 8 | 15 | 10 | 4 | 7 | 3 | 1 | 3 | 0 | 0 | 0 | Montaigu-Zichem |
| 235 | 218 | 204 | 205 | 149 | 125 | 93 | 55 | 38 | 15 | 4 | 3 | 0 | Tervuren |
| 5 | 9 | 4 | 6 | 5 | 6 | 4 | 2 | 0 | 0 | 0 | 0 | 0 | Tielt-Winge |
| 46 | 30 | 27 | 22 | 18 | 8 | 6 | 6 | 3 | 2 | 0 | 0 | 0 | Tirlemont |
| 30 | 15 | 21 | 20 | 18 | 9 | 11 | 7 | 2 | 0 | 1 | 0 | 0 | Tremelo |
| 8 | 5 | 4 | 3 | 1 | 3 | 0 | 1 | 1 | 0 | 0 | 0 | 0 | Léau |
| 1.137 | 998 | 949 | 1.073 | 922 | 576 | 423 | 279 | 186 | 161 | 38 | 11 | 3 | Prov. de Flandre occidentale |
| 292 | 256 | 234 | 217 | 239 | 172 | 126 | 78 | 66 | 46 | 14 | 6 | 1 | Arr. de Bruges |
| 9 | 3 | 1 | 7 | 5 | 2 | 1 | 2 | 2 | 0 | 1 | 0 | 0 | Beernem |
| 15 | 20 | 18 | 27 | 24 | 24 | 13 | 13 | 4 | 8 | 1 | 0 | 0 | Blankenberge |
| 165 | 145 | 119 | 101 | 101 | 56 | 41 | 21 | 23 | 11 | 6 | 2 | 1 | Bruges |
| 10 | 9 | 7 | 7 | 8 | 4 | 3 | 1 | 4 | 1 | 0 | 1 | 0 | Damme |
| 8 | 9 | 10 | 6 | 7 | 5 | 7 | 1 | 0 | 1 | 0 | 0 | 0 | Jabbeke |
| 50 | 52 | 55 | 51 | 71 | 69 | 47 | 34 | 27 | 24 | 6 | 3 | 0 | Knokke-Heist |
| 13 | 6 | 8 | 6 | 5 | 2 | 5 | 2 | 3 | 0 | 0 | 0 | 0 | Oostkamp |
| 10 | 4 | 10 | 7 | 7 | 3 | 4 | 2 | 1 | 0 | 0 | 0 | 0 | Torhout |
| 10 | 6 | 5 | 5 | 7 | 7 | 4 | 2 | 2 | 0 | 0 | 0 | 0 | Zedelgem |
| 2 | 2 | 1 | 0 | 4 | 0 | 1 | 0 | 0 | 1 | 0 | 0 | 0 | Zuienkerke |
| 15 | 13 | 9 | 16 | 12 | 6 | 4 | 3 | 3 | 1 | 1 | 0 | 0 | Arr. de Dixmude |
| 2 | 3 | 3 | 5 | 4 | 3 | 1 | 0 | 2 | 0 | 0 | 0 | 0 | Dixmude |
| 2 | 2 | 1 | 5 | 4 | 1 | 1 | 2 | 0 | 1 | 0 | 0 | 0 | Houthulst |
| 2 | 2 | 2 | 2 | 1 | 0 | 2 | 0 | 1 | 0 | 0 | 0 | 0 | Koekelare |
| 5 | 2 | 1 | 2 | 2 | 1 | 0 | 0 | 0 | 0 | 0 | 0 | 0 | Kortemark |
| 4 | 4 | 2 | 2 | 1 | 1 | 0 | 1 | 0 | 0 | 1 | 0 | 0 | Lo-Reninge |
| 104 | 84 | 126 | 162 | 132 | 66 | 57 | 23 | 15 | 11 | 3 | 0 | 1 | Arr. d'Ypres |
| 19 | 17 | 32 | 24 | 21 | 11 | 9 | 4 | 2 | 0 | 0 | 0 | 0 | Heuvelland |
| 30 | 28 | 25 | 45 | 37 | 19 | 13 | 5 | 5 | 2 | 1 | 0 | 1 | Ypres |
| 3 | 1 | 2 | 7 | 5 | 1 | 2 | 0 | 0 | 0 | 0 | 0 | 0 | Langemark-Poelkapelle |
| 6 | 4 | 3 | 2 | 7 | 0 | 2 | 1 | 0 | 0 | 0 | 0 | 0 | Messines |
| 10 | 16 | 26 | 29 | 29 | 8 | 10 | 2 | 5 | 5 | 1 | 0 | 0 | Poperinge |
| 1 | 1 | 2 | 4 | 2 | 1 | 0 | 0 | 0 | 1 | 0 | 0 | 0 | Vleteren |
| 30 | 14 | 31 | 41 | 28 | 24 | 21 | 11 | 2 | 3 | 1 | 0 | 0 | Wervik |
| 5 | 3 | 5 | 10 | 3 | 2 | 0 | 0 | 1 | 0 | 0 | 0 | 0 | Zonnebeke |

Population au 1.1.2004

Population étrangère par groupe d'âges - par commune - Hommes (suite)

| | Total | Moins de 18 ans | De 18 à 64 ans | 65 ans et plus | Moins de 5 ans | De 5 à 9 ans | De 10 à 14 ans | De 15 à 19 ans | De 20 à 24 ans | De 25 à 29 ans | De 30 à 34 ans |
|--------------------------------|--------------|-----------------|----------------|----------------|----------------|--------------|----------------|----------------|----------------|----------------|----------------|
| Arr. de Courtrai | 3.341 | 591 | 2.542 | 208 | 186 | 176 | 144 | 144 | 220 | 307 | 355 |
| Anzegem | 45 | 5 | 35 | 5 | 0 | 1 | 3 | 1 | 2 | 3 | 4 |
| Avelgem | 46 | 9 | 34 | 3 | 3 | 1 | 0 | 5 | 1 | 1 | 5 |
| Deerlijk | 56 | 9 | 44 | 3 | 3 | 3 | 3 | 0 | 4 | 6 | 9 |
| Harelbeke | 199 | 32 | 153 | 14 | 8 | 10 | 10 | 5 | 19 | 21 | 25 |
| Courtrai | 1.367 | 269 | 1.028 | 70 | 97 | 70 | 61 | 70 | 116 | 158 | 153 |
| Kuurne | 102 | 15 | 82 | 5 | 4 | 4 | 4 | 5 | 9 | 8 | 19 |
| Lendelede | 13 | 1 | 11 | 1 | 0 | 1 | 0 | 0 | 1 | 4 | 2 |
| Menin | 866 | 143 | 650 | 73 | 47 | 47 | 35 | 27 | 30 | 48 | 74 |
| Espierres-Helchin | 50 | 8 | 34 | 8 | 1 | 3 | 4 | 1 | 2 | 6 | 6 |
| Waregem | 307 | 55 | 239 | 13 | 12 | 21 | 13 | 18 | 28 | 29 | 37 |
| Wevelgem | 202 | 40 | 155 | 7 | 11 | 13 | 8 | 11 | 7 | 16 | 12 |
| Zwevegem | 88 | 5 | 77 | 6 | 0 | 2 | 3 | 1 | 1 | 7 | 9 |
| Arr. d'Ostende | 1.760 | 232 | 1.286 | 242 | 66 | 72 | 64 | 55 | 94 | 115 | 168 |
| Bredene | 131 | 24 | 93 | 14 | 5 | 10 | 6 | 4 | 7 | 9 | 9 |
| De Haan | 143 | 17 | 105 | 21 | 8 | 2 | 6 | 2 | 9 | 4 | 7 |
| Gistel | 51 | 6 | 40 | 5 | 3 | 0 | 2 | 2 | 5 | 6 | 4 |
| Ichtegem | 40 | 5 | 30 | 5 | 2 | 1 | 2 | 0 | 2 | 3 | 1 |
| Middelkerke | 180 | 24 | 120 | 36 | 7 | 5 | 8 | 5 | 8 | 6 | 18 |
| Ostende | 1.193 | 153 | 883 | 157 | 40 | 53 | 40 | 41 | 63 | 87 | 127 |
| Oudenburg | 22 | 3 | 15 | 4 | 1 | 1 | 0 | 1 | 0 | 0 | 2 |
| Arr. de Roulers | 732 | 115 | 576 | 41 | 33 | 23 | 39 | 36 | 55 | 84 | 78 |
| Hooglede | 35 | 6 | 26 | 3 | 0 | 1 | 5 | 0 | 3 | 3 | 3 |
| Ingelmunster | 48 | 7 | 38 | 3 | 4 | 1 | 1 | 2 | 4 | 7 | 4 |
| Izegem | 156 | 30 | 116 | 10 | 8 | 5 | 12 | 11 | 8 | 23 | 18 |
| Ledegem | 23 | 5 | 17 | 1 | 1 | 1 | 1 | 3 | 2 | 0 | 3 |
| Lichtervelde | 22 | 5 | 15 | 2 | 3 | 1 | 1 | 0 | 0 | 3 | 0 |
| Moorslede | 26 | 2 | 20 | 4 | 1 | 0 | 0 | 2 | 1 | 2 | 2 |
| Roulers | 402 | 60 | 325 | 17 | 16 | 14 | 19 | 18 | 36 | 43 | 47 |
| Staden | 20 | 0 | 19 | 1 | 0 | 0 | 0 | 0 | 1 | 3 | 1 |
| Arr. de Tielt | 389 | 94 | 271 | 24 | 26 | 31 | 28 | 13 | 25 | 32 | 50 |
| Ardoois | 30 | 4 | 24 | 2 | 0 | 3 | 1 | 1 | 2 | 2 | 4 |
| Dentergem | 33 | 3 | 29 | 1 | 1 | 0 | 2 | 1 | 0 | 7 | 5 |
| Meulebeke | 38 | 11 | 25 | 2 | 6 | 2 | 2 | 1 | 4 | 4 | 3 |
| Oostrozebeke | 37 | 13 | 23 | 1 | 5 | 2 | 4 | 2 | 1 | 1 | 5 |
| Pittem | 15 | 5 | 8 | 2 | 2 | 3 | 0 | 0 | 0 | 0 | 4 |
| Ruiselede | 22 | 7 | 14 | 1 | 2 | 2 | 3 | 0 | 1 | 0 | 3 |
| Tielt | 116 | 32 | 75 | 9 | 8 | 12 | 9 | 4 | 11 | 8 | 13 |
| Wielsbeke | 52 | 11 | 40 | 1 | 1 | 3 | 5 | 3 | 2 | 6 | 6 |
| Wingene | 46 | 8 | 33 | 5 | 1 | 4 | 2 | 1 | 4 | 4 | 7 |
| Arr. de Furnes | 899 | 99 | 673 | 127 | 29 | 27 | 30 | 26 | 40 | 41 | 67 |
| Alveringem | 49 | 4 | 40 | 5 | 1 | 2 | 1 | 0 | 2 | 2 | 4 |
| La Panne | 344 | 38 | 267 | 39 | 11 | 13 | 9 | 11 | 15 | 18 | 30 |
| Koksijde | 317 | 38 | 226 | 53 | 11 | 8 | 14 | 9 | 15 | 14 | 20 |
| Nieuport | 104 | 14 | 67 | 23 | 4 | 2 | 5 | 5 | 6 | 4 | 7 |
| Furnes | 85 | 5 | 73 | 7 | 2 | 2 | 1 | 1 | 2 | 3 | 6 |
| Rég. wallonne | 159.751 | 17.515 | 119.422 | 22.814 | 3.859 | 4.541 | 5.462 | 6.079 | 8.240 | 10.839 | 14.320 |
| Prov. de Brabant wallon | 15.365 | 2.613 | 11.425 | 1.327 | 655 | 742 | 779 | 719 | 887 | 1.032 | 1.382 |
| Arr. de Nivelles | 15.365 | 2.613 | 11.425 | 1.327 | 655 | 742 | 779 | 719 | 887 | 1.032 | 1.382 |
| Beauvechain | 125 | 15 | 103 | 7 | 2 | 6 | 4 | 5 | 7 | 3 | 11 |
| Braine-l'Alleud | 1.394 | 200 | 1.068 | 126 | 47 | 48 | 65 | 63 | 80 | 98 | 123 |
| Braine-le-Château | 296 | 38 | 222 | 36 | 7 | 11 | 11 | 13 | 10 | 15 | 20 |
| Chastre | 121 | 19 | 91 | 11 | 3 | 6 | 8 | 5 | 12 | 10 | 11 |
| Chaumont-Gistoux | 290 | 36 | 221 | 33 | 9 | 9 | 13 | 11 | 6 | 13 | 25 |
| Court-Saint-Etienne | 293 | 37 | 225 | 31 | 13 | 9 | 11 | 9 | 11 | 27 | 27 |
| Genappe | 353 | 45 | 272 | 36 | 11 | 16 | 14 | 7 | 19 | 18 | 19 |
| Grez-Doiceau | 347 | 60 | 263 | 24 | 15 | 17 | 23 | 10 | 18 | 10 | 34 |
| Hélécine | 44 | 6 | 34 | 4 | 3 | 0 | 1 | 2 | 3 | 1 | 8 |
| Incourt | 67 | 2 | 60 | 5 | 1 | 0 | 1 | 3 | 2 | 4 | 6 |
| Ittre | 160 | 19 | 129 | 12 | 3 | 6 | 8 | 4 | 3 | 3 | 15 |
| Jodoigne | 219 | 24 | 176 | 19 | 13 | 3 | 5 | 9 | 10 | 12 | 26 |
| La Hulpe | 532 | 145 | 347 | 40 | 47 | 45 | 34 | 31 | 22 | 17 | 35 |

Population au 1.1.2004

| De 35 à 39 ans | De 40 à 44 ans | De 45 à 49 ans | De 50 à 54 ans | De 55 à 59 ans | De 60 à 64 ans | De 65 à 69 ans | De 70 à 74 ans | De 75 à 79 ans | De 80 à 84 ans | De 85 à 89 ans | De 90 à 94 ans | 95 ans et plus | |
|----------------|----------------|----------------|----------------|----------------|----------------|----------------|----------------|----------------|----------------|----------------|----------------|----------------|--------------------------------|
| 349 | 308 | 284 | 328 | 221 | 111 | 78 | 62 | 31 | 30 | 5 | 1 | 1 | Arr. de Courtrai |
| 7 | 3 | 8 | 4 | 1 | 3 | 0 | 4 | 1 | 0 | 0 | 0 | 0 | Anzegem |
| 5 | 6 | 4 | 6 | 5 | 1 | 1 | 1 | 0 | 1 | 0 | 0 | 0 | Avelgem |
| 5 | 4 | 6 | 8 | 1 | 1 | 1 | 2 | 0 | 0 | 0 | 0 | 0 | Deerlijk |
| 23 | 25 | 8 | 16 | 10 | 5 | 3 | 4 | 4 | 3 | 0 | 0 | 0 | Harelbeke |
| 151 | 127 | 101 | 87 | 72 | 34 | 30 | 12 | 9 | 16 | 3 | 0 | 0 | Courtrai |
| 10 | 12 | 10 | 6 | 3 | 3 | 2 | 2 | 1 | 0 | 0 | 0 | 0 | Kuurne |
| 1 | 1 | 0 | 1 | 1 | 0 | 1 | 0 | 0 | 0 | 0 | 0 | 0 | Lendelede |
| 72 | 82 | 90 | 125 | 79 | 37 | 27 | 29 | 8 | 6 | 1 | 1 | 1 | Menin |
| 5 | 1 | 4 | 2 | 5 | 2 | 4 | 2 | 1 | 1 | 0 | 0 | 0 | Espierres-Helchin |
| 32 | 25 | 23 | 25 | 20 | 11 | 7 | 2 | 4 | 0 | 0 | 0 | 0 | Waregem |
| 23 | 16 | 20 | 34 | 19 | 5 | 1 | 2 | 2 | 1 | 1 | 0 | 0 | Wevelgem |
| 15 | 6 | 10 | 14 | 5 | 9 | 1 | 2 | 1 | 2 | 0 | 0 | 0 | Zwevegem |
| 171 | 162 | 136 | 163 | 141 | 111 | 85 | 66 | 41 | 39 | 9 | 2 | 0 | Arr. d'Ostende |
| 13 | 16 | 11 | 15 | 7 | 5 | 5 | 5 | 2 | 1 | 0 | 1 | 0 | Bredene |
| 11 | 14 | 8 | 16 | 17 | 18 | 10 | 4 | 3 | 2 | 2 | 0 | 0 | De Haan |
| 5 | 6 | 2 | 5 | 3 | 3 | 3 | 1 | 1 | 0 | 0 | 0 | 0 | Gistel |
| 3 | 4 | 4 | 10 | 3 | 0 | 2 | 0 | 1 | 1 | 1 | 0 | 0 | Ichtegem |
| 12 | 16 | 5 | 24 | 19 | 11 | 12 | 8 | 8 | 7 | 1 | 0 | 0 | Middelkerke |
| 124 | 104 | 105 | 91 | 90 | 71 | 51 | 47 | 26 | 27 | 5 | 1 | 0 | Ostende |
| 3 | 2 | 1 | 2 | 2 | 3 | 2 | 1 | 0 | 1 | 0 | 0 | 0 | Oudenburg |
| 79 | 71 | 49 | 65 | 54 | 25 | 19 | 9 | 6 | 6 | 1 | 0 | 0 | Arr. de Roulers |
| 5 | 2 | 3 | 2 | 3 | 2 | 1 | 2 | 0 | 0 | 0 | 0 | 0 | Hooglede |
| 4 | 6 | 4 | 4 | 3 | 1 | 2 | 0 | 1 | 0 | 0 | 0 | 0 | Ingelmunster |
| 13 | 11 | 8 | 16 | 11 | 2 | 3 | 2 | 2 | 3 | 0 | 0 | 0 | Izegem |
| 2 | 2 | 1 | 1 | 4 | 1 | 0 | 0 | 1 | 0 | 0 | 0 | 0 | Ledegem |
| 2 | 3 | 1 | 3 | 2 | 1 | 0 | 0 | 1 | 0 | 1 | 0 | 0 | Lichtervelde |
| 1 | 4 | 4 | 2 | 3 | 0 | 3 | 0 | 0 | 1 | 0 | 0 | 0 | Moorslede |
| 50 | 41 | 27 | 32 | 27 | 15 | 10 | 4 | 1 | 2 | 0 | 0 | 0 | Roulers |
| 2 | 2 | 1 | 5 | 1 | 3 | 0 | 1 | 0 | 0 | 0 | 0 | 0 | Staden |
| 43 | 39 | 28 | 20 | 21 | 9 | 11 | 6 | 3 | 4 | 0 | 0 | 0 | Arr. de Tielt |
| 4 | 5 | 0 | 4 | 2 | 0 | 1 | 0 | 1 | 0 | 0 | 0 | 0 | Ardoie |
| 3 | 4 | 3 | 1 | 3 | 2 | 1 | 0 | 0 | 0 | 0 | 0 | 0 | Dentergem |
| 2 | 3 | 3 | 3 | 3 | 0 | 2 | 0 | 0 | 0 | 0 | 0 | 0 | Meulebeke |
| 4 | 2 | 3 | 3 | 3 | 1 | 0 | 0 | 0 | 1 | 0 | 0 | 0 | Oostrozebeke |
| 1 | 2 | 0 | 0 | 1 | 0 | 1 | 1 | 0 | 0 | 0 | 0 | 0 | Pittem |
| 2 | 4 | 1 | 0 | 1 | 2 | 0 | 0 | 0 | 1 | 0 | 0 | 0 | Ruiselede |
| 13 | 8 | 13 | 5 | 2 | 1 | 3 | 3 | 1 | 2 | 0 | 0 | 0 | Tielt |
| 6 | 8 | 4 | 2 | 3 | 2 | 0 | 0 | 1 | 0 | 0 | 0 | 0 | Wielsbeke |
| 8 | 3 | 1 | 2 | 3 | 1 | 3 | 2 | 0 | 0 | 0 | 0 | 0 | Wingene |
| 84 | 65 | 83 | 102 | 102 | 76 | 43 | 32 | 21 | 24 | 5 | 2 | 0 | Arr. de Furnes |
| 2 | 6 | 6 | 9 | 6 | 3 | 1 | 2 | 0 | 1 | 1 | 0 | 0 | Alveringem |
| 35 | 21 | 36 | 44 | 35 | 27 | 16 | 9 | 6 | 8 | 0 | 0 | 0 | La Panne |
| 31 | 21 | 22 | 30 | 38 | 31 | 12 | 11 | 12 | 13 | 4 | 1 | 0 | Koksijde |
| 8 | 7 | 11 | 5 | 11 | 6 | 9 | 8 | 3 | 2 | 0 | 1 | 0 | Nieuport |
| 8 | 10 | 8 | 14 | 12 | 9 | 5 | 2 | 0 | 0 | 0 | 0 | 0 | Furnes |
| 16.243 | 16.388 | 16.071 | 14.229 | 12.019 | 8.647 | 7.647 | 6.637 | 5.131 | 2.592 | 571 | 208 | 28 | <i>Rég. wallonne</i> |
| 1.700 | 1.694 | 1.415 | 1.235 | 1.081 | 717 | 492 | 369 | 252 | 154 | 42 | 17 | 1 | Prov. de Brabant wallon |
| 1.700 | 1.694 | 1.415 | 1.235 | 1.081 | 717 | 492 | 369 | 252 | 154 | 42 | 17 | 1 | Arr. de Nivelles |
| 13 | 16 | 13 | 21 | 15 | 2 | 2 | 2 | 2 | 1 | 0 | 0 | 0 | Beauvechain |
| 158 | 168 | 132 | 118 | 104 | 64 | 53 | 37 | 17 | 15 | 3 | 1 | 0 | Braine-l'Alleud |
| 33 | 36 | 35 | 26 | 26 | 17 | 18 | 4 | 11 | 3 | 0 | 0 | 0 | Braine-le-Château |
| 10 | 11 | 12 | 8 | 12 | 2 | 5 | 3 | 3 | 0 | 0 | 0 | 0 | Chastre |
| 35 | 45 | 22 | 24 | 23 | 22 | 11 | 10 | 7 | 2 | 2 | 1 | 0 | Chaumont-Gistoux |
| 32 | 35 | 27 | 25 | 24 | 12 | 10 | 7 | 7 | 5 | 1 | 1 | 0 | Court-Saint-Etienne |
| 42 | 39 | 43 | 41 | 28 | 20 | 16 | 10 | 4 | 4 | 1 | 1 | 0 | Genappe |
| 35 | 33 | 47 | 34 | 22 | 25 | 10 | 9 | 2 | 0 | 3 | 0 | 0 | Grez-Doiceau |
| 5 | 6 | 3 | 2 | 3 | 3 | 2 | 1 | 0 | 1 | 0 | 0 | 0 | Hélicine |
| 8 | 12 | 11 | 7 | 5 | 2 | 2 | 1 | 0 | 0 | 1 | 1 | 0 | Incourt |
| 18 | 20 | 20 | 18 | 21 | 9 | 4 | 3 | 1 | 2 | 0 | 1 | 1 | Ittre |
| 23 | 29 | 17 | 27 | 18 | 8 | 4 | 8 | 4 | 3 | 0 | 0 | 0 | Jodoigne |
| 56 | 57 | 51 | 43 | 32 | 22 | 17 | 15 | 3 | 4 | 1 | 0 | 0 | La Hulpe |

Population au 1.1.2004

Population étrangère par groupe d'âges - par commune - Hommes (suite)

| | Total | Moins de 18 ans | De 18 à 64 ans | 65 ans et plus | Moins de 5 ans | De 5 à 9 ans | De 10 à 14 ans | De 15 à 19 ans | De 20 à 24 ans | De 25 à 29 ans | De 30 à 34 ans |
|----------------------------|---------------|-----------------|----------------|----------------|----------------|--------------|----------------|----------------|----------------|----------------|----------------|
| Lasne | 923 | 243 | 609 | 71 | 45 | 65 | 82 | 66 | 28 | 26 | 36 |
| Mont-Saint-Guibert | 118 | 12 | 101 | 5 | 7 | 2 | 2 | 5 | 2 | 14 | 19 |
| Nivelles | 683 | 69 | 527 | 87 | 22 | 14 | 20 | 23 | 37 | 49 | 69 |
| Orp-Jauche | 114 | 11 | 91 | 12 | 5 | 3 | 0 | 4 | 4 | 3 | 11 |
| Ottignies-Louvain-la-Neuve | 1.998 | 285 | 1.651 | 62 | 106 | 86 | 67 | 54 | 269 | 326 | 325 |
| Perwez | 105 | 10 | 85 | 10 | 1 | 4 | 3 | 6 | 0 | 8 | 12 |
| Ramillies | 66 | 9 | 52 | 5 | 2 | 3 | 2 | 2 | 2 | 1 | 0 |
| Rebecq | 435 | 34 | 308 | 93 | 5 | 11 | 10 | 11 | 14 | 14 | 34 |
| Rixensart | 939 | 184 | 677 | 78 | 40 | 61 | 54 | 46 | 37 | 41 | 62 |
| Tubize | 1.719 | 151 | 1.334 | 234 | 21 | 29 | 64 | 69 | 98 | 112 | 167 |
| Villers-la-Ville | 176 | 18 | 142 | 16 | 3 | 4 | 8 | 8 | 9 | 6 | 10 |
| Walhain | 99 | 15 | 75 | 9 | 3 | 5 | 3 | 5 | 2 | 6 | 14 |
| Waterloo | 2.715 | 775 | 1.767 | 173 | 176 | 245 | 224 | 196 | 123 | 123 | 164 |
| Wavre | 1.034 | 151 | 795 | 88 | 45 | 34 | 42 | 52 | 59 | 72 | 99 |
| Prov. de Hainaut | 73.999 | 7.210 | 55.656 | 11.133 | 1.475 | 1.756 | 2.305 | 2.779 | 3.479 | 4.759 | 6.718 |
| Arr. d'Ath | 1.962 | 227 | 1.503 | 232 | 47 | 51 | 72 | 84 | 106 | 113 | 168 |
| Ath | 381 | 53 | 300 | 28 | 17 | 15 | 10 | 14 | 19 | 36 | 45 |
| Beloeil | 415 | 25 | 349 | 41 | 4 | 3 | 9 | 12 | 29 | 23 | 42 |
| Bernissart | 761 | 84 | 557 | 120 | 13 | 17 | 28 | 40 | 42 | 44 | 60 |
| Brugellette | 76 | 27 | 46 | 3 | 2 | 10 | 11 | 5 | 4 | 1 | 5 |
| Chièvres | 85 | 10 | 65 | 10 | 4 | 1 | 4 | 2 | 2 | 2 | 3 |
| Ellezelles | 63 | 11 | 47 | 5 | 1 | 4 | 5 | 2 | 3 | 1 | 4 |
| Flobecq | 44 | 4 | 37 | 3 | 0 | 0 | 3 | 3 | 3 | 2 | 1 |
| Frasnes-lez-Anvaing | 137 | 13 | 102 | 22 | 6 | 1 | 2 | 6 | 4 | 4 | 8 |
| Arr. de Charleroi | 29.526 | 2.090 | 22.499 | 4.937 | 387 | 501 | 678 | 892 | 1.298 | 2.041 | 2.819 |
| Aiseau-Prezles | 877 | 62 | 642 | 173 | 18 | 13 | 17 | 27 | 31 | 52 | 51 |
| Chapelle-lez-Herlaimont | 1.391 | 64 | 1.060 | 267 | 11 | 14 | 25 | 27 | 36 | 99 | 112 |
| Charleroi | 15.163 | 1.200 | 11.541 | 2.422 | 232 | 318 | 372 | 465 | 763 | 1.173 | 1.633 |
| Châtelet | 3.014 | 210 | 2.247 | 557 | 32 | 39 | 81 | 90 | 121 | 191 | 265 |
| Courcelles | 1.873 | 110 | 1.444 | 319 | 24 | 19 | 34 | 49 | 73 | 108 | 140 |
| Farciennes | 1.098 | 99 | 817 | 182 | 18 | 23 | 37 | 47 | 48 | 95 | 94 |
| Fleurus | 1.569 | 84 | 1.223 | 262 | 10 | 18 | 33 | 47 | 74 | 106 | 137 |
| Fontaine-l'Évêque | 1.426 | 83 | 1.087 | 256 | 12 | 13 | 25 | 48 | 60 | 57 | 113 |
| Gerpennes | 386 | 10 | 307 | 69 | 1 | 1 | 2 | 9 | 5 | 14 | 31 |
| Les Bons Villers | 177 | 18 | 133 | 26 | 6 | 4 | 6 | 3 | 2 | 12 | 17 |
| Manage | 1.589 | 104 | 1.223 | 262 | 15 | 21 | 34 | 58 | 60 | 92 | 143 |
| Montigny-le-Tilleul | 328 | 9 | 250 | 69 | 1 | 1 | 4 | 4 | 6 | 18 | 22 |
| Pont-à-Celles | 329 | 14 | 277 | 38 | 2 | 7 | 3 | 7 | 5 | 10 | 35 |
| Seneffe | 306 | 23 | 248 | 35 | 5 | 10 | 5 | 11 | 14 | 14 | 26 |
| Arr. de Mons | 15.136 | 1.980 | 10.957 | 2.199 | 467 | 514 | 624 | 618 | 796 | 993 | 1.241 |
| Boussu | 1.332 | 65 | 1.014 | 253 | 9 | 14 | 24 | 32 | 35 | 66 | 111 |
| Colfontaine | 1.240 | 87 | 955 | 198 | 8 | 24 | 34 | 31 | 51 | 63 | 100 |
| Dour | 668 | 34 | 527 | 107 | 9 | 4 | 12 | 18 | 25 | 33 | 61 |
| Frameries | 1.061 | 74 | 814 | 173 | 15 | 17 | 21 | 27 | 49 | 68 | 84 |
| Hensies | 309 | 19 | 221 | 69 | 4 | 3 | 7 | 10 | 15 | 18 | 20 |
| Honnelles | 127 | 7 | 103 | 17 | 0 | 2 | 2 | 3 | 2 | 9 | 10 |
| Jurbise | 455 | 200 | 229 | 26 | 55 | 70 | 58 | 24 | 12 | 10 | 19 |
| Lens | 135 | 68 | 59 | 8 | 16 | 26 | 19 | 11 | 4 | 2 | 7 |
| Mons | 6.461 | 1.178 | 4.529 | 754 | 307 | 305 | 354 | 359 | 476 | 529 | 575 |
| Quaregnon | 1.599 | 90 | 1.225 | 284 | 20 | 16 | 30 | 39 | 71 | 103 | 127 |
| Quévry | 191 | 14 | 133 | 44 | 1 | 3 | 4 | 8 | 4 | 12 | 13 |
| Quiévrain | 411 | 34 | 301 | 76 | 6 | 5 | 12 | 19 | 18 | 14 | 29 |
| Saint-Ghislain | 1.147 | 110 | 847 | 190 | 17 | 25 | 47 | 37 | 34 | 66 | 85 |
| Arr. de Mouscron | 5.452 | 898 | 4.017 | 537 | 221 | 225 | 270 | 307 | 282 | 331 | 517 |
| Comines-Warneton | 1.777 | 323 | 1.292 | 162 | 91 | 72 | 88 | 106 | 83 | 111 | 163 |
| Mouscron | 3.675 | 575 | 2.725 | 375 | 130 | 153 | 182 | 201 | 199 | 220 | 354 |
| Arr. de Soignies | 10.474 | 950 | 7.967 | 1.557 | 171 | 206 | 320 | 404 | 487 | 649 | 966 |
| Braine-le-Comte | 676 | 90 | 524 | 62 | 16 | 20 | 30 | 41 | 37 | 46 | 54 |
| Ecaussinnes | 165 | 18 | 121 | 26 | 3 | 2 | 8 | 6 | 3 | 8 | 13 |
| Enghien | 233 | 27 | 183 | 23 | 9 | 6 | 9 | 7 | 11 | 10 | 26 |
| La Louvière | 7.613 | 555 | 5.768 | 1.290 | 83 | 108 | 194 | 268 | 352 | 478 | 718 |
| Le Roeulx | 300 | 31 | 226 | 43 | 12 | 6 | 7 | 8 | 7 | 15 | 38 |
| Lessines | 324 | 29 | 260 | 35 | 7 | 13 | 5 | 11 | 9 | 20 | 26 |

Population au 1.1.2004

| De 35 à 39 ans | De 40 à 44 ans | De 45 à 49 ans | De 50 à 54 ans | De 55 à 59 ans | De 60 à 64 ans | De 65 à 69 ans | De 70 à 74 ans | De 75 à 79 ans | De 80 à 84 ans | De 85 à 89 ans | De 90 à 94 ans | 95 ans et plus | |
|-------------------|-------------------|----------------------|----------------------|-------------------|----------------------|----------------------|----------------------|----------------------|-------------------|----------------------|----------------------|-------------------|----------------------------|
| 100 | 114 | 94 | 81 | 75 | 40 | 26 | 17 | 11 | 14 | 1 | 2 | 0 | Lasne |
| 13 | 14 | 11 | 14 | 7 | 3 | 1 | 3 | 0 | 0 | 1 | 0 | 0 | Mont-Saint-Guibert |
| 74 | 79 | 64 | 53 | 56 | 36 | 26 | 20 | 21 | 15 | 4 | 1 | 0 | Nivelles |
| 14 | 14 | 17 | 13 | 11 | 3 | 3 | 3 | 3 | 0 | 3 | 0 | 0 | Orp-Jauche |
| 254 | 162 | 107 | 74 | 60 | 46 | 25 | 19 | 9 | 6 | 2 | 1 | 0 | Ottignies-Louvain-la-Neuve |
| 16 | 17 | 8 | 7 | 8 | 5 | 5 | 1 | 2 | 2 | 0 | 0 | 0 | Perwez |
| 10 | 10 | 4 | 11 | 9 | 5 | 1 | 2 | 1 | 1 | 0 | 0 | 0 | Ramillies |
| 45 | 52 | 38 | 50 | 32 | 26 | 37 | 22 | 19 | 11 | 4 | 0 | 0 | Rebecq |
| 98 | 113 | 98 | 86 | 77 | 48 | 19 | 29 | 15 | 12 | 1 | 2 | 0 | Rixensart |
| 185 | 167 | 161 | 150 | 134 | 128 | 95 | 59 | 57 | 17 | 4 | 2 | 0 | Tubize |
| 21 | 27 | 16 | 18 | 15 | 15 | 7 | 4 | 1 | 3 | 1 | 0 | 0 | Villers-la-Ville |
| 8 | 6 | 14 | 10 | 8 | 6 | 3 | 3 | 1 | 2 | 0 | 0 | 0 | Walhain |
| 280 | 303 | 249 | 187 | 186 | 86 | 57 | 61 | 33 | 16 | 4 | 2 | 0 | Waterloo |
| 114 | 109 | 101 | 87 | 70 | 62 | 33 | 16 | 18 | 15 | 5 | 1 | 0 | Wavre |
| 7.297 | 7.530 | 7.795 | 6.948 | 5.915 | 4.110 | 3.678 | 3.224 | 2.620 | 1.233 | 267 | 94 | 17 | Prov. de Hainaut |
| 212 | 207 | 214 | 192 | 170 | 94 | 68 | 63 | 60 | 34 | 4 | 2 | 1 | Arr. d'Ath |
| 35 | 38 | 42 | 39 | 33 | 10 | 7 | 6 | 7 | 6 | 1 | 1 | 0 | Ath |
| 59 | 55 | 55 | 39 | 28 | 16 | 8 | 16 | 10 | 6 | 1 | 0 | 0 | Beloeil |
| 72 | 76 | 78 | 71 | 62 | 38 | 37 | 33 | 30 | 16 | 2 | 1 | 1 | Bernissart |
| 5 | 5 | 10 | 7 | 4 | 4 | 2 | 0 | 1 | 0 | 0 | 0 | 0 | Brugelette |
| 10 | 9 | 12 | 9 | 8 | 9 | 3 | 2 | 3 | 2 | 0 | 0 | 0 | Chièvres |
| 4 | 8 | 5 | 7 | 13 | 1 | 2 | 1 | 2 | 0 | 0 | 0 | 0 | Ellezelles |
| 7 | 4 | 3 | 4 | 8 | 3 | 1 | 0 | 2 | 0 | 0 | 0 | 0 | Flobecq |
| 20 | 12 | 9 | 16 | 14 | 13 | 8 | 5 | 5 | 4 | 0 | 0 | 0 | Frasnes-lez-Anvaing |
| 2.957 | 3.068 | 3.149 | 2.694 | 2.372 | 1.733 | 1.625 | 1.450 | 1.174 | 529 | 116 | 37 | 6 | Arr. de Charleroi |
| 83 | 97 | 103 | 87 | 75 | 50 | 53 | 45 | 42 | 25 | 8 | 0 | 0 | Aiseau-Presles |
| 137 | 149 | 161 | 140 | 127 | 86 | 94 | 72 | 62 | 26 | 8 | 4 | 1 | Chapelle-lez-Herlaimont |
| 1.557 | 1.535 | 1.504 | 1.237 | 1.106 | 846 | 819 | 707 | 586 | 229 | 57 | 20 | 4 | Charleroi |
| 291 | 308 | 303 | 287 | 253 | 196 | 170 | 161 | 150 | 64 | 9 | 3 | 0 | Châtelet |
| 193 | 214 | 233 | 185 | 165 | 117 | 93 | 94 | 74 | 46 | 8 | 3 | 1 | Courcelles |
| 86 | 103 | 121 | 106 | 68 | 70 | 67 | 54 | 42 | 17 | 2 | 0 | 0 | Farciennes |
| 157 | 170 | 191 | 140 | 126 | 98 | 87 | 94 | 43 | 28 | 7 | 3 | 0 | Fleurus |
| 130 | 139 | 173 | 161 | 140 | 99 | 77 | 82 | 57 | 35 | 5 | 0 | 0 | Fontaine-l'Évêque |
| 39 | 45 | 59 | 46 | 41 | 24 | 23 | 17 | 20 | 5 | 4 | 0 | 0 | Gerpennes |
| 15 | 19 | 23 | 20 | 11 | 13 | 11 | 7 | 6 | 1 | 0 | 1 | 0 | Les Bons Villers |
| 160 | 176 | 175 | 175 | 149 | 69 | 79 | 81 | 60 | 34 | 6 | 2 | 0 | Manage |
| 38 | 35 | 33 | 34 | 45 | 18 | 22 | 21 | 14 | 11 | 1 | 0 | 0 | Montigny-le-Tilleul |
| 34 | 35 | 38 | 51 | 42 | 22 | 12 | 8 | 11 | 6 | 1 | 0 | 0 | Pont-à-Celles |
| 37 | 43 | 32 | 25 | 24 | 25 | 18 | 7 | 7 | 2 | 0 | 1 | 0 | Seneffe |
| 1.441 | 1.483 | 1.527 | 1.388 | 1.139 | 706 | 686 | 647 | 551 | 242 | 53 | 17 | 3 | Arr. de Mons |
| 143 | 159 | 192 | 134 | 103 | 57 | 82 | 74 | 61 | 29 | 6 | 1 | 0 | Boussu |
| 138 | 125 | 151 | 154 | 103 | 60 | 73 | 52 | 41 | 25 | 5 | 2 | 0 | Colfontaine |
| 66 | 73 | 94 | 79 | 51 | 36 | 34 | 34 | 25 | 11 | 2 | 0 | 1 | Dour |
| 112 | 117 | 125 | 106 | 102 | 45 | 48 | 44 | 57 | 19 | 3 | 1 | 1 | Frameries |
| 28 | 36 | 30 | 37 | 18 | 14 | 28 | 17 | 11 | 13 | 0 | 0 | 0 | Hensies |
| 8 | 18 | 14 | 20 | 15 | 7 | 6 | 4 | 4 | 3 | 0 | 0 | 0 | Honnelles |
| 32 | 27 | 32 | 32 | 36 | 22 | 7 | 9 | 8 | 2 | 0 | 0 | 0 | Jurbise |
| 5 | 10 | 8 | 3 | 8 | 8 | 2 | 3 | 2 | 1 | 0 | 0 | 0 | Lens |
| 580 | 536 | 517 | 481 | 412 | 276 | 225 | 228 | 202 | 74 | 17 | 7 | 1 | Mons |
| 158 | 201 | 185 | 151 | 124 | 90 | 83 | 87 | 73 | 31 | 8 | 2 | 0 | Quaregnon |
| 19 | 11 | 22 | 22 | 16 | 12 | 14 | 11 | 12 | 6 | 1 | 0 | 0 | Quévy |
| 40 | 47 | 42 | 30 | 49 | 24 | 23 | 25 | 11 | 10 | 5 | 2 | 0 | Quiévrain |
| 112 | 123 | 115 | 139 | 102 | 55 | 61 | 59 | 44 | 18 | 6 | 2 | 0 | Saint-Ghislain |
| 501 | 513 | 494 | 551 | 446 | 257 | 213 | 146 | 92 | 60 | 18 | 7 | 1 | Arr. de Mouscron |
| 172 | 186 | 159 | 156 | 129 | 99 | 73 | 41 | 20 | 17 | 8 | 2 | 1 | Comines-Warneton |
| 329 | 327 | 335 | 395 | 317 | 158 | 140 | 105 | 72 | 43 | 10 | 5 | 0 | Mouscron |
| 1.042 | 1.118 | 1.136 | 965 | 815 | 638 | 516 | 455 | 356 | 176 | 43 | 11 | 0 | Arr. de Soignies |
| 74 | 63 | 75 | 63 | 54 | 41 | 20 | 22 | 13 | 5 | 2 | 0 | 0 | Braine-le-Comte |
| 22 | 24 | 12 | 16 | 10 | 12 | 7 | 10 | 8 | 0 | 1 | 0 | 0 | Ecaussinnes |
| 21 | 28 | 25 | 24 | 24 | 10 | 7 | 7 | 5 | 4 | 0 | 0 | 0 | Enghien |
| 741 | 815 | 823 | 670 | 589 | 484 | 426 | 374 | 296 | 147 | 36 | 11 | 0 | La Louvière |
| 28 | 35 | 41 | 25 | 22 | 13 | 12 | 11 | 11 | 6 | 3 | 0 | 0 | Le Roeulx |
| 37 | 40 | 36 | 46 | 25 | 14 | 15 | 10 | 8 | 2 | 0 | 0 | 0 | Lessines |

Population au 1.1.2004

Population étrangère par groupe d'âges - par commune - Hommes (suite)

| | Total | Moins de 18 ans | De 18 à 64 ans | 65 ans et plus | Moins de 5 ans | De 5 à 9 ans | De 10 à 14 ans | De 15 à 19 ans | De 20 à 24 ans | De 25 à 29 ans | De 30 à 34 ans |
|------------------------|---------------|-----------------|----------------|----------------|----------------|--------------|----------------|----------------|----------------|----------------|----------------|
| Silly | 141 | 24 | 111 | 6 | 8 | 2 | 12 | 5 | 7 | 6 | 10 |
| Soignies | 1.022 | 176 | 774 | 72 | 33 | 49 | 55 | 58 | 61 | 66 | 81 |
| Arr. de Thuin | 6.123 | 312 | 4.649 | 1.162 | 47 | 76 | 108 | 132 | 185 | 295 | 522 |
| Anderlues | 687 | 32 | 529 | 126 | 9 | 5 | 11 | 13 | 20 | 32 | 62 |
| Beaumont | 99 | 8 | 79 | 12 | 2 | 0 | 3 | 4 | 4 | 6 | 9 |
| Binche | 1.966 | 92 | 1.463 | 411 | 10 | 28 | 33 | 32 | 60 | 111 | 171 |
| Chimay | 182 | 17 | 134 | 31 | 6 | 4 | 3 | 8 | 3 | 15 | 20 |
| Erquelinnes | 400 | 26 | 277 | 97 | 1 | 11 | 9 | 7 | 13 | 14 | 26 |
| Estinnes | 203 | 12 | 170 | 21 | 1 | 3 | 7 | 4 | 4 | 7 | 18 |
| Froidchapelle | 48 | 3 | 36 | 9 | 1 | 0 | 2 | 1 | 0 | 1 | 2 |
| Ham-sur-Heure-Nalinnes | 258 | 4 | 212 | 42 | 1 | 0 | 2 | 3 | 1 | 9 | 19 |
| Lobbès | 77 | 3 | 62 | 12 | 0 | 2 | 1 | 0 | 5 | 4 | 5 |
| Merbes-le-Château | 89 | 6 | 74 | 9 | 0 | 4 | 2 | 0 | 2 | 1 | 10 |
| Momignies | 153 | 9 | 112 | 32 | 2 | 2 | 4 | 4 | 1 | 3 | 5 |
| Mortlanwelz | 1.614 | 89 | 1.220 | 305 | 10 | 15 | 29 | 52 | 63 | 78 | 160 |
| Sivry-Rance | 84 | 2 | 70 | 12 | 1 | 1 | 0 | 0 | 2 | 3 | 5 |
| Thuin | 263 | 9 | 211 | 43 | 3 | 1 | 2 | 4 | 7 | 11 | 10 |
| Arr. de Tournai | 5.326 | 753 | 4.064 | 509 | 135 | 183 | 233 | 342 | 325 | 337 | 485 |
| Antoing | 191 | 19 | 155 | 17 | 5 | 6 | 3 | 8 | 18 | 11 | 20 |
| Brunehaut | 320 | 45 | 238 | 37 | 7 | 12 | 15 | 15 | 7 | 19 | 31 |
| Celles | 98 | 15 | 76 | 7 | 3 | 6 | 4 | 4 | 5 | 3 | 10 |
| Estaimpuis | 955 | 198 | 660 | 97 | 43 | 49 | 68 | 63 | 50 | 29 | 72 |
| Leuze-en-Hainaut | 252 | 24 | 203 | 25 | 6 | 4 | 8 | 10 | 14 | 17 | 42 |
| Mont-de-l'Enclus | 39 | 3 | 33 | 3 | 1 | 0 | 1 | 1 | 0 | 1 | 8 |
| Pecq | 138 | 18 | 107 | 13 | 3 | 5 | 7 | 7 | 6 | 11 | 9 |
| Péruwelz | 1.048 | 141 | 794 | 113 | 11 | 29 | 35 | 110 | 88 | 76 | 71 |
| Rumes | 152 | 12 | 130 | 10 | 0 | 4 | 3 | 8 | 4 | 2 | 17 |
| Tournai | 2.133 | 278 | 1.668 | 187 | 56 | 68 | 89 | 116 | 133 | 168 | 205 |
| Prov. de Liège | 54.281 | 6.016 | 39.921 | 8.344 | 1.330 | 1.596 | 1.876 | 2.027 | 3.062 | 3.767 | 4.563 |
| Arr. de Huy | 2.132 | 174 | 1.592 | 366 | 37 | 53 | 44 | 63 | 76 | 111 | 172 |
| Amay | 277 | 20 | 189 | 68 | 3 | 6 | 7 | 6 | 5 | 9 | 20 |
| Anthisnes | 61 | 2 | 46 | 13 | 0 | 1 | 0 | 1 | 0 | 2 | 4 |
| Burdinne | 50 | 4 | 40 | 6 | 2 | 2 | 0 | 0 | 2 | 5 | 5 |
| Clavier | 81 | 14 | 53 | 14 | 1 | 7 | 4 | 5 | 3 | 5 | 1 |
| Engis | 211 | 15 | 139 | 57 | 3 | 8 | 2 | 5 | 6 | 11 | 12 |
| Ferrières | 52 | 6 | 42 | 4 | 0 | 3 | 1 | 3 | 1 | 3 | 5 |
| Hamoir | 46 | 2 | 39 | 5 | 1 | 0 | 1 | 0 | 0 | 1 | 6 |
| Héron | 64 | 7 | 48 | 9 | 2 | 0 | 0 | 5 | 3 | 9 | 5 |
| Huy | 520 | 60 | 388 | 72 | 17 | 15 | 15 | 22 | 30 | 38 | 49 |
| Marchin | 152 | 13 | 118 | 21 | 0 | 4 | 2 | 7 | 11 | 6 | 14 |
| Modave | 78 | 3 | 57 | 18 | 0 | 0 | 2 | 1 | 0 | 3 | 8 |
| Nandrín | 112 | 4 | 94 | 14 | 1 | 2 | 1 | 1 | 2 | 3 | 7 |
| Ouffet | 31 | 2 | 23 | 6 | 2 | 0 | 0 | 0 | 2 | 1 | 1 |
| Tinlot | 31 | 2 | 26 | 3 | 0 | 0 | 2 | 0 | 0 | 2 | 5 |
| Verlaine | 61 | 5 | 55 | 1 | 2 | 2 | 0 | 3 | 3 | 1 | 4 |
| Villers-Le-Bouillet | 96 | 2 | 79 | 15 | 0 | 0 | 1 | 2 | 4 | 4 | 10 |
| Wanze | 209 | 13 | 156 | 40 | 3 | 3 | 6 | 2 | 4 | 8 | 16 |
| Arr. de Liège | 37.961 | 3.478 | 28.217 | 6.266 | 761 | 874 | 1.087 | 1.287 | 2.326 | 2.908 | 3.355 |
| Ans | 1.576 | 133 | 1.190 | 253 | 19 | 33 | 54 | 46 | 76 | 92 | 116 |
| Awans | 208 | 9 | 176 | 23 | 3 | 0 | 5 | 2 | 4 | 6 | 18 |
| Aywaille | 135 | 15 | 110 | 10 | 2 | 4 | 5 | 8 | 10 | 9 | 10 |
| Bassenge | 262 | 38 | 192 | 32 | 15 | 16 | 4 | 3 | 6 | 12 | 16 |
| Beyne-Heusay | 667 | 60 | 484 | 123 | 10 | 15 | 23 | 19 | 26 | 42 | 49 |
| Blégny | 317 | 21 | 244 | 52 | 2 | 11 | 4 | 6 | 7 | 7 | 27 |
| Chaudfontaine | 466 | 40 | 332 | 94 | 13 | 14 | 8 | 10 | 13 | 13 | 39 |
| Comblain-au-Pont | 157 | 19 | 120 | 18 | 4 | 6 | 8 | 2 | 6 | 10 | 16 |
| Dalhem | 195 | 25 | 150 | 20 | 2 | 4 | 13 | 10 | 4 | 8 | 13 |
| Esneux | 290 | 25 | 220 | 45 | 9 | 10 | 5 | 4 | 27 | 18 | 19 |
| Flémalle | 1.119 | 54 | 774 | 291 | 10 | 11 | 22 | 22 | 25 | 51 | 75 |
| Fléron | 778 | 53 | 562 | 163 | 9 | 11 | 17 | 25 | 32 | 42 | 54 |
| Grâce-Hollogne | 1.924 | 129 | 1.452 | 343 | 21 | 29 | 45 | 63 | 77 | 95 | 135 |
| Herstal | 3.346 | 295 | 2.448 | 603 | 52 | 66 | 107 | 121 | 160 | 184 | 268 |
| Juprelle | 250 | 15 | 207 | 28 | 3 | 5 | 5 | 10 | 7 | 11 | 18 |

Population au 1.1.2004

| De 35 à 39 ans | De 40 à 44 ans | De 45 à 49 ans | De 50 à 54 ans | De 55 à 59 ans | De 60 à 64 ans | De 65 à 69 ans | De 70 à 74 ans | De 75 à 79 ans | De 80 à 84 ans | De 85 à 89 ans | De 90 à 94 ans | 95 ans et plus | |
|-------------------|-------------------|----------------------|----------------------|-------------------|----------------------|----------------------|----------------------|----------------------|-------------------|----------------------|----------------------|-------------------|------------------------|
| 13 | 18 | 17 | 14 | 17 | 6 | 4 | 0 | 1 | 1 | 0 | 0 | 0 | Silly |
| 106 | 95 | 107 | 107 | 74 | 58 | 25 | 21 | 14 | 11 | 1 | 0 | 0 | Soignies |
| 605 | 684 | 698 | 665 | 533 | 411 | 388 | 346 | 267 | 127 | 20 | 12 | 2 | Arr. de Thuin |
| 66 | 62 | 73 | 87 | 59 | 62 | 43 | 40 | 25 | 17 | 1 | 0 | 0 | Anderlues |
| 11 | 15 | 6 | 13 | 8 | 6 | 4 | 2 | 3 | 3 | 0 | 0 | 0 | Beaumont |
| 191 | 221 | 214 | 199 | 159 | 126 | 129 | 135 | 86 | 50 | 5 | 5 | 1 | Binche |
| 13 | 15 | 22 | 20 | 15 | 7 | 9 | 2 | 13 | 5 | 1 | 1 | 0 | Chimay |
| 27 | 47 | 41 | 46 | 38 | 23 | 34 | 25 | 21 | 13 | 4 | 0 | 0 | Erquelinnes |
| 33 | 23 | 30 | 23 | 17 | 12 | 8 | 4 | 6 | 3 | 0 | 0 | 0 | Estinnes |
| 4 | 3 | 8 | 8 | 5 | 4 | 5 | 3 | 0 | 1 | 0 | 0 | 0 | Froidchapelle |
| 32 | 35 | 40 | 28 | 25 | 21 | 17 | 9 | 10 | 5 | 0 | 1 | 0 | Ham-sur-Heure-Nalinnes |
| 9 | 7 | 9 | 9 | 8 | 6 | 4 | 4 | 3 | 1 | 0 | 0 | 0 | Lobbès |
| 15 | 14 | 10 | 6 | 11 | 5 | 3 | 2 | 4 | 0 | 0 | 0 | 0 | Merbes-le-Château |
| 13 | 11 | 18 | 22 | 21 | 15 | 11 | 12 | 6 | 2 | 1 | 0 | 0 | Momignies |
| 162 | 183 | 174 | 161 | 122 | 100 | 106 | 90 | 75 | 23 | 6 | 4 | 1 | Morlanwelz |
| 4 | 8 | 19 | 12 | 12 | 5 | 1 | 3 | 4 | 3 | 0 | 1 | 0 | Sivry-Rance |
| 25 | 40 | 34 | 31 | 33 | 19 | 14 | 15 | 11 | 1 | 2 | 0 | 0 | Thuin |
| 539 | 457 | 577 | 493 | 440 | 271 | 182 | 117 | 120 | 65 | 13 | 8 | 4 | Arr. de Tournai |
| 13 | 18 | 13 | 26 | 20 | 13 | 8 | 2 | 5 | 2 | 0 | 0 | 0 | Antoing |
| 32 | 33 | 36 | 29 | 28 | 19 | 12 | 14 | 6 | 4 | 1 | 0 | 0 | Brunehaut |
| 11 | 7 | 12 | 10 | 9 | 7 | 1 | 1 | 0 | 5 | 0 | 0 | 0 | Celles |
| 85 | 74 | 104 | 103 | 79 | 39 | 33 | 23 | 22 | 14 | 3 | 1 | 1 | Estaimpuis |
| 28 | 21 | 32 | 14 | 23 | 8 | 8 | 9 | 7 | 1 | 0 | 0 | 0 | Leuze-en-Hainaut |
| 5 | 2 | 4 | 5 | 7 | 1 | 1 | 0 | 2 | 0 | 0 | 0 | 0 | Mont-de-l'Enclus |
| 11 | 10 | 19 | 15 | 17 | 5 | 6 | 3 | 3 | 0 | 0 | 1 | 0 | Pecq |
| 104 | 88 | 116 | 89 | 65 | 53 | 42 | 26 | 30 | 12 | 2 | 0 | 1 | Péruwelz |
| 30 | 10 | 18 | 14 | 18 | 14 | 4 | 3 | 3 | 0 | 0 | 0 | 0 | Rumes |
| 220 | 194 | 223 | 188 | 174 | 112 | 67 | 36 | 42 | 27 | 7 | 6 | 2 | Tournai |
| 5.496 | 5.559 | 5.277 | 4.598 | 3.770 | 3.016 | 2.812 | 2.450 | 1.816 | 963 | 215 | 79 | 9 | Prov. de Liège |
| 213 | 249 | 238 | 224 | 171 | 115 | 125 | 99 | 86 | 44 | 8 | 4 | 0 | Arr. de Huy |
| 19 | 29 | 35 | 27 | 22 | 21 | 26 | 17 | 15 | 10 | 0 | 0 | 0 | Amay |
| 5 | 9 | 4 | 12 | 5 | 5 | 3 | 4 | 5 | 1 | 0 | 0 | 0 | Anthisnes |
| 7 | 6 | 3 | 4 | 6 | 2 | 2 | 1 | 0 | 2 | 0 | 1 | 0 | Burdinne |
| 5 | 10 | 8 | 10 | 8 | 0 | 4 | 3 | 4 | 1 | 2 | 0 | 0 | Clavier |
| 16 | 23 | 24 | 20 | 15 | 9 | 16 | 21 | 12 | 7 | 0 | 1 | 0 | Engis |
| 7 | 5 | 8 | 5 | 4 | 3 | 2 | 0 | 1 | 1 | 0 | 0 | 0 | Ferrières |
| 3 | 5 | 2 | 10 | 6 | 6 | 1 | 1 | 2 | 1 | 0 | 0 | 0 | Hamoir |
| 4 | 7 | 7 | 6 | 5 | 2 | 3 | 6 | 0 | 0 | 0 | 0 | 0 | Héron |
| 59 | 54 | 47 | 49 | 26 | 27 | 28 | 19 | 15 | 6 | 4 | 0 | 0 | Huy |
| 13 | 17 | 16 | 13 | 17 | 11 | 6 | 6 | 9 | 0 | 0 | 0 | 0 | Marchin |
| 7 | 12 | 7 | 9 | 8 | 3 | 6 | 4 | 7 | 1 | 0 | 0 | 0 | Modave |
| 18 | 19 | 15 | 12 | 11 | 6 | 5 | 6 | 1 | 1 | 0 | 1 | 0 | Nandrin |
| 2 | 4 | 6 | 4 | 2 | 1 | 2 | 1 | 2 | 1 | 0 | 0 | 0 | Ouffet |
| 1 | 5 | 5 | 3 | 5 | 0 | 2 | 0 | 0 | 1 | 0 | 0 | 0 | Tinlot |
| 11 | 5 | 13 | 12 | 3 | 1 | 0 | 0 | 0 | 1 | 0 | 0 | 0 | Verlaine |
| 8 | 13 | 16 | 8 | 10 | 5 | 7 | 3 | 3 | 2 | 0 | 0 | 0 | Villers-Le-Bouillet |
| 28 | 26 | 22 | 20 | 18 | 13 | 12 | 7 | 10 | 8 | 2 | 1 | 0 | Wanze |
| 3.788 | 3.750 | 3.682 | 3.132 | 2.621 | 2.124 | 2.005 | 1.865 | 1.406 | 759 | 167 | 57 | 7 | Arr. de Liège |
| 149 | 170 | 160 | 174 | 144 | 90 | 79 | 88 | 50 | 26 | 8 | 2 | 0 | Ans |
| 18 | 31 | 30 | 25 | 27 | 16 | 10 | 6 | 5 | 2 | 0 | 0 | 0 | Awans |
| 13 | 13 | 22 | 17 | 5 | 7 | 2 | 3 | 3 | 2 | 0 | 0 | 0 | Aywaille |
| 28 | 38 | 27 | 28 | 18 | 19 | 18 | 7 | 4 | 1 | 1 | 1 | 0 | Bassenge |
| 54 | 67 | 76 | 76 | 43 | 44 | 32 | 35 | 38 | 14 | 2 | 2 | 0 | Beyne-Heusay |
| 33 | 38 | 40 | 41 | 22 | 27 | 18 | 10 | 16 | 7 | 1 | 0 | 0 | Blégny |
| 47 | 56 | 46 | 54 | 30 | 29 | 26 | 31 | 20 | 14 | 2 | 1 | 0 | Chaufontaine |
| 13 | 22 | 18 | 10 | 15 | 9 | 5 | 4 | 3 | 6 | 0 | 0 | 0 | Comblain-au-Pont |
| 13 | 30 | 28 | 9 | 12 | 29 | 7 | 6 | 5 | 0 | 2 | 0 | 0 | Dalhem |
| 36 | 26 | 28 | 31 | 16 | 16 | 11 | 13 | 11 | 7 | 2 | 1 | 0 | Esneux |
| 90 | 116 | 105 | 123 | 105 | 73 | 79 | 76 | 66 | 50 | 17 | 2 | 1 | Flémalle |
| 79 | 64 | 76 | 69 | 75 | 62 | 54 | 57 | 30 | 20 | 2 | 0 | 0 | Fléron |
| 188 | 203 | 224 | 199 | 176 | 126 | 108 | 108 | 78 | 38 | 9 | 2 | 0 | Grâce-Hollogne |
| 295 | 354 | 359 | 317 | 252 | 208 | 181 | 177 | 150 | 77 | 11 | 7 | 0 | Herstal |
| 22 | 28 | 36 | 34 | 27 | 16 | 13 | 6 | 6 | 2 | 0 | 1 | 0 | Juprelle |

Population au 1.1.2004

Population étrangère par groupe d'âges - par commune - Hommes (suite)

| | Total | Moins de 18 ans | De 18 à 64 ans | 65 ans et plus | Moins de 5 ans | De 5 à 9 ans | De 10 à 14 ans | De 15 à 19 ans | De 20 à 24 ans | De 25 à 29 ans | De 30 à 34 ans |
|-----------------------------|---------------|-----------------|----------------|----------------|----------------|--------------|----------------|----------------|----------------|----------------|----------------|
| Liège | 15.902 | 1.792 | 12.052 | 2.058 | 458 | 465 | 506 | 617 | 1.410 | 1.677 | 1.669 |
| Neupré | 266 | 16 | 209 | 41 | 2 | 2 | 7 | 7 | 7 | 13 | 9 |
| Oupeye | 826 | 49 | 641 | 136 | 3 | 16 | 15 | 30 | 28 | 29 | 60 |
| Saint-Nicolas | 2.747 | 185 | 1.985 | 577 | 33 | 41 | 50 | 105 | 116 | 199 | 214 |
| Seraing | 4.657 | 344 | 3.301 | 1.012 | 62 | 71 | 129 | 126 | 208 | 278 | 390 |
| Soumagne | 538 | 32 | 425 | 81 | 6 | 11 | 11 | 7 | 19 | 29 | 46 |
| Sprimont | 240 | 18 | 179 | 43 | 1 | 5 | 9 | 6 | 10 | 6 | 19 |
| Trooz | 290 | 14 | 204 | 72 | 3 | 2 | 2 | 10 | 10 | 11 | 13 |
| Visé | 805 | 97 | 560 | 148 | 19 | 26 | 33 | 28 | 38 | 66 | 62 |
| Arr. de Verviers | 13.212 | 2.301 | 9.326 | 1.585 | 512 | 659 | 728 | 652 | 623 | 686 | 942 |
| Aubel | 100 | 16 | 73 | 11 | 4 | 7 | 4 | 1 | 1 | 2 | 10 |
| Baelen | 177 | 22 | 133 | 22 | 3 | 9 | 5 | 9 | 10 | 7 | 12 |
| Dison | 596 | 94 | 419 | 83 | 24 | 28 | 25 | 31 | 35 | 48 | 53 |
| Herve | 397 | 40 | 293 | 64 | 9 | 11 | 16 | 8 | 13 | 21 | 34 |
| Jalhay | 89 | 10 | 67 | 12 | 1 | 1 | 5 | 5 | 2 | 3 | 5 |
| Lierneux | 48 | 4 | 35 | 9 | 2 | 0 | 0 | 3 | 2 | 1 | 2 |
| Limbourg | 117 | 10 | 92 | 15 | 2 | 2 | 4 | 3 | 3 | 3 | 12 |
| Malmedy | 256 | 43 | 163 | 50 | 10 | 12 | 15 | 9 | 8 | 17 | 21 |
| Olné | 74 | 4 | 53 | 17 | 1 | 0 | 2 | 1 | 1 | 3 | 0 |
| Pepinster | 135 | 11 | 103 | 21 | 1 | 4 | 4 | 4 | 7 | 8 | 11 |
| Plombières | 1.100 | 218 | 770 | 112 | 51 | 68 | 63 | 62 | 39 | 36 | 65 |
| Spa | 199 | 16 | 148 | 35 | 4 | 3 | 7 | 6 | 10 | 13 | 23 |
| Stavelot | 96 | 10 | 79 | 7 | 2 | 2 | 4 | 3 | 0 | 2 | 8 |
| Stoumont | 48 | 6 | 35 | 7 | 0 | 2 | 2 | 3 | 2 | 4 | 4 |
| Theux | 142 | 13 | 107 | 22 | 2 | 3 | 8 | 1 | 1 | 4 | 13 |
| Thimister-Clermont | 91 | 9 | 72 | 10 | 8 | 0 | 0 | 4 | 3 | 2 | 4 |
| Trois-Ponts | 43 | 6 | 29 | 8 | 1 | 1 | 2 | 3 | 1 | 1 | 2 |
| Verviers | 2.510 | 401 | 1.855 | 254 | 124 | 89 | 121 | 115 | 192 | 248 | 248 |
| Waimés | 95 | 9 | 68 | 18 | 3 | 2 | 3 | 1 | 2 | 3 | 9 |
| Welkenraedt | 293 | 43 | 209 | 41 | 15 | 11 | 9 | 12 | 10 | 9 | 23 |
| Dont C. germanophone | 6.606 | 1.316 | 4.523 | 767 | 245 | 404 | 429 | 368 | 281 | 251 | 383 |
| Amblève | 92 | 20 | 66 | 6 | 4 | 9 | 4 | 6 | 1 | 3 | 6 |
| Bullange | 146 | 22 | 109 | 15 | 6 | 6 | 9 | 3 | 3 | 7 | 9 |
| Burg-Reuland | 151 | 18 | 107 | 26 | 1 | 8 | 7 | 4 | 6 | 5 | 13 |
| Butgenbach | 130 | 14 | 100 | 16 | 2 | 4 | 6 | 5 | 8 | 10 | 6 |
| Eupen | 1.126 | 188 | 806 | 132 | 34 | 61 | 63 | 55 | 54 | 63 | 87 |
| La Calamine | 1.695 | 377 | 1.128 | 190 | 57 | 115 | 123 | 125 | 84 | 50 | 80 |
| Lontzen | 568 | 128 | 380 | 60 | 28 | 41 | 40 | 26 | 17 | 14 | 41 |
| Raeren | 2.455 | 514 | 1.653 | 288 | 110 | 151 | 161 | 135 | 93 | 75 | 127 |
| Saint-Vith | 243 | 35 | 174 | 34 | 3 | 9 | 16 | 9 | 15 | 24 | 14 |
| Arr. de Waremme | 976 | 63 | 786 | 127 | 20 | 10 | 17 | 25 | 37 | 62 | 94 |
| Berloz | 23 | 0 | 21 | 2 | 0 | 0 | 0 | 0 | 1 | 1 | 1 |
| Braives | 57 | 2 | 45 | 10 | 0 | 0 | 1 | 1 | 5 | 2 | 4 |
| Crisnée | 41 | 0 | 40 | 1 | 0 | 0 | 0 | 0 | 2 | 2 | 6 |
| Donceel | 51 | 4 | 43 | 4 | 0 | 1 | 1 | 2 | 1 | 2 | 2 |
| Faimes | 40 | 4 | 33 | 3 | 2 | 0 | 2 | 2 | 2 | 2 | 3 |
| Fexhe-le-Haut-Clocher | 62 | 4 | 51 | 7 | 0 | 1 | 2 | 2 | 1 | 3 | 3 |
| Geer | 23 | 0 | 17 | 6 | 0 | 0 | 0 | 0 | 0 | 2 | 2 |
| Hannut | 165 | 22 | 123 | 20 | 8 | 3 | 3 | 11 | 3 | 10 | 26 |
| Lincent | 31 | 2 | 26 | 3 | 1 | 0 | 0 | 1 | 3 | 2 | 6 |
| Oreye | 47 | 6 | 38 | 3 | 5 | 1 | 0 | 1 | 2 | 4 | 5 |
| Remicourt | 61 | 2 | 54 | 5 | 1 | 0 | 1 | 1 | 0 | 1 | 6 |
| Saint-Georges-sur-Meuse | 200 | 9 | 146 | 45 | 1 | 3 | 3 | 2 | 4 | 11 | 15 |
| Waremme | 155 | 7 | 133 | 15 | 2 | 1 | 4 | 1 | 13 | 18 | 14 |
| Wasseiges | 20 | 1 | 16 | 3 | 0 | 0 | 0 | 1 | 0 | 2 | 1 |
| Prov. de Luxembourg | 6.321 | 870 | 4.794 | 657 | 222 | 238 | 270 | 224 | 295 | 468 | 653 |
| Arr. d'Arlon | 2.877 | 409 | 2.179 | 289 | 106 | 107 | 135 | 95 | 130 | 252 | 312 |
| Arlon | 1.109 | 144 | 895 | 70 | 38 | 42 | 42 | 39 | 51 | 138 | 152 |
| Attert | 98 | 15 | 71 | 12 | 4 | 5 | 3 | 3 | 3 | 8 | 9 |
| Aubange | 1.204 | 194 | 854 | 156 | 45 | 53 | 67 | 42 | 60 | 82 | 105 |
| Martelange | 65 | 10 | 46 | 9 | 3 | 0 | 6 | 2 | 2 | 7 | 6 |
| Messancy | 401 | 46 | 313 | 42 | 16 | 7 | 17 | 9 | 14 | 17 | 40 |

Population au 1.1.2004

| De 35 à 39 ans | De 40 à 44 ans | De 45 à 49 ans | De 50 à 54 ans | De 55 à 59 ans | De 60 à 64 ans | De 65 à 69 ans | De 70 à 74 ans | De 75 à 79 ans | De 80 à 84 ans | De 85 à 89 ans | De 90 à 94 ans | 95 ans et plus | |
|-------------------|-------------------|----------------------|----------------------|-------------------|----------------------|----------------------|----------------------|----------------------|-------------------|----------------------|----------------------|-------------------|-----------------------------|
| 1.702 | 1.428 | 1.347 | 1.008 | 862 | 695 | 723 | 618 | 413 | 227 | 58 | 15 | 4 | Liège |
| 30 | 31 | 36 | 31 | 31 | 19 | 18 | 10 | 9 | 2 | 1 | 1 | 0 | Neupré |
| 88 | 83 | 95 | 107 | 88 | 48 | 40 | 33 | 39 | 17 | 5 | 2 | 0 | Oupeye |
| 248 | 261 | 292 | 230 | 198 | 183 | 181 | 194 | 132 | 57 | 10 | 3 | 0 | Saint-Nicolas |
| 452 | 481 | 441 | 377 | 342 | 288 | 296 | 294 | 241 | 140 | 28 | 11 | 2 | Seraing |
| 58 | 60 | 62 | 65 | 45 | 38 | 29 | 18 | 24 | 9 | 1 | 0 | 0 | Soumagne |
| 27 | 32 | 27 | 33 | 11 | 11 | 16 | 8 | 9 | 6 | 3 | 1 | 0 | Sprimont |
| 40 | 34 | 33 | 22 | 20 | 18 | 17 | 18 | 20 | 15 | 0 | 2 | 0 | Trooz |
| 65 | 84 | 74 | 52 | 57 | 53 | 42 | 45 | 34 | 20 | 4 | 3 | 0 | Visé |
| 1.374 | 1.430 | 1.241 | 1.134 | 910 | 736 | 633 | 457 | 295 | 147 | 35 | 16 | 2 | Arr. de Viérs |
| 12 | 13 | 14 | 8 | 8 | 5 | 4 | 3 | 1 | 2 | 0 | 0 | 1 | Aubel |
| 20 | 17 | 26 | 19 | 12 | 6 | 8 | 5 | 7 | 1 | 1 | 0 | 0 | Baelen |
| 65 | 66 | 48 | 43 | 23 | 24 | 27 | 29 | 22 | 3 | 2 | 0 | 0 | Dison |
| 46 | 37 | 42 | 45 | 26 | 25 | 20 | 20 | 12 | 9 | 0 | 3 | 0 | Herve |
| 12 | 16 | 7 | 7 | 9 | 4 | 4 | 5 | 2 | 0 | 0 | 0 | 1 | Jalhay |
| 5 | 9 | 6 | 5 | 2 | 2 | 4 | 1 | 3 | 1 | 0 | 0 | 0 | Lierneux |
| 4 | 18 | 16 | 12 | 17 | 6 | 7 | 2 | 6 | 0 | 0 | 0 | 0 | Limbourg |
| 25 | 21 | 21 | 18 | 16 | 13 | 21 | 13 | 8 | 5 | 3 | 0 | 0 | Malmedy |
| 8 | 12 | 13 | 8 | 5 | 3 | 9 | 3 | 2 | 3 | 0 | 0 | 0 | Olné |
| 18 | 12 | 17 | 14 | 8 | 6 | 8 | 5 | 4 | 3 | 0 | 1 | 0 | Pepinster |
| 115 | 127 | 123 | 91 | 80 | 68 | 47 | 31 | 23 | 9 | 2 | 0 | 0 | Plombières |
| 21 | 18 | 14 | 20 | 18 | 7 | 10 | 8 | 13 | 3 | 1 | 0 | 0 | Spa |
| 11 | 14 | 13 | 12 | 13 | 5 | 2 | 3 | 2 | 0 | 0 | 0 | 0 | Stavelot |
| 1 | 7 | 4 | 4 | 5 | 3 | 3 | 2 | 1 | 0 | 1 | 0 | 0 | Stoumont |
| 14 | 25 | 10 | 14 | 16 | 9 | 6 | 5 | 6 | 4 | 0 | 1 | 0 | Theux |
| 14 | 12 | 14 | 11 | 5 | 4 | 2 | 2 | 2 | 4 | 0 | 0 | 0 | Thimister-Clermont |
| 4 | 4 | 8 | 3 | 2 | 3 | 5 | 2 | 1 | 0 | 0 | 0 | 0 | Trois-Ponts |
| 257 | 266 | 190 | 168 | 125 | 113 | 89 | 86 | 52 | 19 | 6 | 2 | 0 | Verviers |
| 11 | 10 | 8 | 7 | 8 | 10 | 5 | 5 | 4 | 2 | 0 | 2 | 0 | Waimes |
| 41 | 34 | 27 | 26 | 22 | 13 | 18 | 12 | 5 | 6 | 0 | 0 | 0 | Welkenraedt |
| 670 | 692 | 620 | 599 | 490 | 407 | 334 | 215 | 119 | 73 | 19 | 7 | 0 | Dont C. germanophone |
| 11 | 13 | 3 | 12 | 8 | 6 | 0 | 1 | 4 | 1 | 0 | 0 | 0 | Ambiève |
| 22 | 11 | 17 | 16 | 9 | 13 | 7 | 4 | 3 | 1 | 0 | 0 | 0 | Bullange |
| 17 | 20 | 12 | 15 | 8 | 9 | 3 | 15 | 4 | 2 | 2 | 0 | 0 | Burg-Reuland |
| 6 | 16 | 12 | 21 | 8 | 10 | 9 | 3 | 1 | 3 | 0 | 0 | 0 | Butgenbach |
| 118 | 109 | 95 | 92 | 100 | 63 | 61 | 40 | 14 | 13 | 3 | 1 | 0 | Eupen |
| 157 | 155 | 177 | 157 | 117 | 108 | 89 | 50 | 29 | 15 | 4 | 3 | 0 | La Calamine |
| 59 | 62 | 70 | 47 | 31 | 32 | 24 | 18 | 12 | 3 | 2 | 1 | 0 | Lontzen |
| 255 | 283 | 214 | 215 | 192 | 156 | 125 | 80 | 45 | 28 | 8 | 2 | 0 | Raeren |
| 25 | 23 | 20 | 24 | 17 | 10 | 16 | 4 | 7 | 7 | 0 | 0 | 0 | Saint-Vith |
| 121 | 130 | 116 | 108 | 68 | 41 | 49 | 29 | 29 | 13 | 5 | 2 | 0 | Arr. de Waremme |
| 8 | 4 | 3 | 2 | 1 | 0 | 1 | 0 | 0 | 1 | 0 | 0 | 0 | Berloz |
| 7 | 6 | 6 | 7 | 6 | 2 | 3 | 2 | 2 | 1 | 1 | 1 | 0 | Braives |
| 8 | 5 | 5 | 7 | 3 | 2 | 1 | 0 | 0 | 0 | 0 | 0 | 0 | Crisnée |
| 8 | 9 | 4 | 6 | 5 | 6 | 0 | 2 | 2 | 0 | 0 | 0 | 0 | Donceel |
| 4 | 7 | 6 | 4 | 1 | 2 | 1 | 1 | 1 | 0 | 0 | 0 | 0 | Faimés |
| 11 | 8 | 8 | 9 | 6 | 1 | 3 | 1 | 2 | 1 | 0 | 0 | 0 | Fexhe-le-Haut-Clocher |
| 3 | 3 | 4 | 1 | 0 | 2 | 3 | 1 | 2 | 0 | 0 | 0 | 0 | Geer |
| 17 | 20 | 16 | 19 | 3 | 6 | 9 | 2 | 3 | 3 | 2 | 1 | 0 | Hannut |
| 0 | 6 | 4 | 2 | 3 | 0 | 2 | 1 | 0 | 0 | 0 | 0 | 0 | Lincent |
| 5 | 6 | 5 | 6 | 4 | 0 | 3 | 0 | 0 | 0 | 0 | 0 | 0 | Oreye |
| 10 | 10 | 6 | 8 | 8 | 4 | 1 | 1 | 2 | 1 | 0 | 0 | 0 | Remicourt |
| 22 | 25 | 28 | 21 | 12 | 8 | 13 | 14 | 12 | 5 | 1 | 0 | 0 | Saint-Georges-sur-Meuse |
| 18 | 18 | 17 | 15 | 13 | 6 | 7 | 4 | 2 | 1 | 1 | 0 | 0 | Waremme |
| 0 | 3 | 4 | 1 | 3 | 2 | 2 | 0 | 1 | 0 | 0 | 0 | 0 | Wasseiges |
| 701 | 592 | 608 | 564 | 506 | 323 | 249 | 192 | 122 | 68 | 19 | 6 | 1 | Prov. de Luxembourg |
| 339 | 270 | 277 | 238 | 203 | 124 | 112 | 86 | 56 | 23 | 10 | 2 | 0 | Arr. d'Arlon |
| 152 | 102 | 97 | 81 | 61 | 44 | 29 | 18 | 15 | 2 | 6 | 0 | 0 | Arlon |
| 9 | 9 | 15 | 11 | 4 | 3 | 3 | 7 | 1 | 1 | 0 | 0 | 0 | Attert |
| 131 | 108 | 105 | 96 | 98 | 56 | 58 | 44 | 32 | 18 | 3 | 1 | 0 | Aubange |
| 4 | 7 | 8 | 4 | 4 | 3 | 2 | 3 | 2 | 1 | 0 | 1 | 0 | Martelange |
| 43 | 44 | 52 | 46 | 36 | 18 | 20 | 14 | 6 | 1 | 1 | 0 | 0 | Messancy |

Population au 1.1.2004

Population étrangère par groupe d'âges - par commune - Hommes (suite)

| | Total | Moins de 18 ans | De 18 à 64 ans | 65 ans et plus | Moins de 5 ans | De 5 à 9 ans | De 10 à 14 ans | De 15 à 19 ans | De 20 à 24 ans | De 25 à 29 ans | De 30 à 34 ans |
|----------------------------------|-------|-----------------|----------------|----------------|----------------|--------------|----------------|----------------|----------------|----------------|----------------|
| Arr. de Bastogne | 683 | 87 | 537 | 59 | 22 | 29 | 23 | 24 | 41 | 57 | 54 |
| Bastogne | 299 | 46 | 236 | 17 | 15 | 18 | 12 | 7 | 27 | 38 | 28 |
| Bertogne | 11 | 0 | 10 | 1 | 0 | 0 | 0 | 0 | 0 | 1 | 0 |
| Fauvillers | 35 | 5 | 27 | 3 | 2 | 1 | 2 | 0 | 1 | 1 | 5 |
| Gouvy | 71 | 17 | 46 | 8 | 1 | 7 | 6 | 3 | 3 | 3 | 5 |
| Houffalize | 80 | 4 | 65 | 11 | 1 | 1 | 1 | 1 | 4 | 5 | 6 |
| Sainte-Ode | 23 | 2 | 18 | 3 | 0 | 1 | 0 | 3 | 0 | 1 | 1 |
| Vaux-sur-Sûre | 38 | 1 | 35 | 2 | 1 | 0 | 0 | 0 | 1 | 2 | 1 |
| Vielsalm | 126 | 12 | 100 | 14 | 2 | 1 | 2 | 10 | 5 | 6 | 8 |
| Arr. de Marche-en-Famenne | 728 | 104 | 535 | 89 | 37 | 28 | 25 | 26 | 35 | 46 | 64 |
| Durbuy | 185 | 16 | 147 | 22 | 8 | 3 | 3 | 3 | 11 | 16 | 24 |
| Erezée | 41 | 3 | 31 | 7 | 1 | 1 | 1 | 0 | 3 | 1 | 3 |
| Hotton | 49 | 5 | 36 | 8 | 2 | 3 | 0 | 2 | 1 | 2 | 4 |
| La Roche-en-Ardenne | 77 | 17 | 56 | 4 | 8 | 3 | 4 | 4 | 3 | 5 | 5 |
| Manhay | 53 | 6 | 37 | 10 | 0 | 2 | 4 | 1 | 1 | 0 | 2 |
| Marche-en-Famenne | 213 | 38 | 156 | 19 | 14 | 10 | 9 | 8 | 13 | 15 | 18 |
| Nassogne | 49 | 6 | 34 | 9 | 0 | 3 | 2 | 1 | 1 | 3 | 6 |
| Rendeux | 32 | 9 | 16 | 7 | 3 | 2 | 1 | 3 | 1 | 2 | 1 |
| Tenneville | 29 | 4 | 22 | 3 | 1 | 1 | 1 | 4 | 1 | 2 | 1 |
| Arr. de Neufchâteau | 768 | 128 | 564 | 76 | 38 | 33 | 37 | 29 | 39 | 53 | 96 |
| Bertrix | 103 | 12 | 83 | 8 | 4 | 2 | 4 | 4 | 2 | 8 | 18 |
| Bouillon | 158 | 23 | 116 | 19 | 5 | 9 | 7 | 2 | 8 | 10 | 19 |
| Daverdisse | 21 | 2 | 15 | 4 | 0 | 1 | 0 | 1 | 1 | 2 | 2 |
| Herbeumont | 30 | 7 | 16 | 7 | 1 | 2 | 3 | 1 | 2 | 1 | 4 |
| Léglise | 53 | 8 | 38 | 7 | 3 | 5 | 0 | 0 | 2 | 4 | 11 |
| Libin | 44 | 2 | 39 | 3 | 1 | 0 | 0 | 2 | 3 | 4 | 3 |
| Libramont-Chevigny | 122 | 28 | 90 | 4 | 7 | 7 | 8 | 10 | 8 | 11 | 15 |
| Neufchâteau | 91 | 19 | 66 | 6 | 7 | 2 | 9 | 1 | 6 | 6 | 12 |
| Paliseul | 55 | 13 | 34 | 8 | 2 | 2 | 6 | 4 | 2 | 4 | 6 |
| Saint-Hubert | 41 | 6 | 31 | 4 | 1 | 2 | 0 | 4 | 3 | 2 | 3 |
| Tellin | 20 | 3 | 13 | 4 | 3 | 0 | 0 | 0 | 1 | 0 | 2 |
| Wellin | 30 | 5 | 23 | 2 | 4 | 1 | 0 | 0 | 1 | 1 | 1 |
| Arr. de Virton | 1.265 | 142 | 979 | 144 | 19 | 41 | 50 | 50 | 50 | 60 | 127 |
| Chiny | 78 | 5 | 67 | 6 | 0 | 1 | 3 | 3 | 4 | 0 | 7 |
| Étalle | 105 | 10 | 91 | 4 | 4 | 3 | 1 | 6 | 5 | 6 | 12 |
| Florenville | 136 | 14 | 107 | 15 | 1 | 2 | 6 | 7 | 5 | 5 | 9 |
| Habay | 126 | 21 | 95 | 10 | 5 | 12 | 4 | 1 | 5 | 6 | 21 |
| Meix-devant-Virton | 59 | 12 | 40 | 7 | 4 | 2 | 3 | 4 | 1 | 2 | 1 |
| Musson | 186 | 20 | 134 | 32 | 1 | 5 | 11 | 5 | 9 | 6 | 19 |
| Rouvroy | 60 | 4 | 48 | 8 | 0 | 1 | 1 | 2 | 1 | 2 | 7 |
| Saint-Léger | 91 | 10 | 70 | 11 | 0 | 3 | 3 | 4 | 5 | 5 | 7 |
| Tintigny | 55 | 3 | 46 | 6 | 1 | 1 | 1 | 0 | 1 | 4 | 10 |
| Virton | 369 | 43 | 281 | 45 | 3 | 11 | 17 | 18 | 14 | 24 | 34 |
| Prov. de Namur | 9.785 | 806 | 7.626 | 1.353 | 177 | 209 | 232 | 330 | 517 | 813 | 1.004 |
| Arr. de Dinant | 1.579 | 179 | 1.157 | 243 | 36 | 49 | 59 | 66 | 55 | 82 | 147 |
| Anhée | 108 | 13 | 73 | 22 | 3 | 0 | 7 | 3 | 3 | 6 | 10 |
| Beauraing | 143 | 14 | 97 | 32 | 2 | 3 | 3 | 7 | 5 | 7 | 8 |
| Bièvre | 41 | 5 | 32 | 4 | 0 | 1 | 2 | 2 | 1 | 1 | 3 |
| Ciney | 186 | 16 | 142 | 28 | 1 | 8 | 4 | 11 | 8 | 11 | 18 |
| Dinant | 227 | 35 | 171 | 21 | 5 | 4 | 18 | 12 | 11 | 12 | 19 |
| Gedinne | 71 | 5 | 59 | 7 | 1 | 1 | 1 | 3 | 1 | 4 | 8 |
| Hamois | 53 | 6 | 42 | 5 | 3 | 2 | 0 | 2 | 3 | 3 | 4 |
| Hastière | 144 | 14 | 114 | 16 | 2 | 4 | 5 | 7 | 1 | 10 | 7 |
| Havelange | 50 | 6 | 40 | 4 | 3 | 1 | 1 | 4 | 2 | 3 | 8 |
| Houyet | 55 | 5 | 40 | 10 | 0 | 3 | 2 | 0 | 3 | 1 | 5 |
| Onhaye | 31 | 2 | 26 | 3 | 1 | 0 | 1 | 0 | 0 | 1 | 6 |
| Rochefort | 152 | 16 | 112 | 24 | 6 | 5 | 4 | 4 | 7 | 9 | 15 |
| Somme-Leuze | 76 | 7 | 49 | 20 | 2 | 1 | 2 | 3 | 2 | 4 | 6 |
| Vresse-sur-Semois | 78 | 9 | 58 | 11 | 0 | 5 | 3 | 3 | 2 | 4 | 9 |
| Yvoir | 164 | 26 | 102 | 36 | 7 | 11 | 6 | 5 | 6 | 6 | 21 |
| Arr. de Namur | 7.052 | 538 | 5.586 | 928 | 123 | 142 | 153 | 219 | 431 | 672 | 774 |
| Andenne | 538 | 51 | 381 | 106 | 10 | 16 | 13 | 21 | 28 | 26 | 33 |
| Assesse | 53 | 6 | 40 | 7 | 3 | 1 | 1 | 1 | 0 | 5 | 6 |

Population au 1.1.2004

| De 35 à 39 ans | De 40 à 44 ans | De 45 à 49 ans | De 50 à 54 ans | De 55 à 59 ans | De 60 à 64 ans | De 65 à 69 ans | De 70 à 74 ans | De 75 à 79 ans | De 80 à 84 ans | De 85 à 89 ans | De 90 à 94 ans | 95 ans et plus | |
|-------------------|-------------------|----------------------|----------------------|-------------------|----------------------|----------------------|----------------------|----------------------|-------------------|----------------------|----------------------|-------------------|----------------------------------|
| 78 | 66 | 76 | 61 | 50 | 43 | 15 | 24 | 10 | 9 | 1 | 0 | 0 | Arr. de Bastogne |
| 33 | 24 | 25 | 26 | 19 | 10 | 2 | 7 | 4 | 4 | 0 | 0 | 0 | Bastogne |
| 1 | 1 | 3 | 3 | 0 | 1 | 1 | 0 | 0 | 0 | 0 | 0 | 0 | Bertogne |
| 3 | 2 | 4 | 3 | 4 | 4 | 1 | 1 | 0 | 1 | 0 | 0 | 0 | Fauvillers |
| 11 | 8 | 6 | 6 | 1 | 3 | 3 | 4 | 1 | 0 | 0 | 0 | 0 | Gouvy |
| 7 | 9 | 11 | 6 | 11 | 6 | 4 | 3 | 2 | 2 | 0 | 0 | 0 | Houffalize |
| 2 | 2 | 3 | 0 | 5 | 2 | 2 | 0 | 0 | 1 | 0 | 0 | 0 | Sainte-Ode |
| 9 | 7 | 3 | 6 | 3 | 3 | 1 | 0 | 1 | 0 | 0 | 0 | 0 | Vaux-sur-Sûre |
| 12 | 13 | 21 | 11 | 7 | 14 | 1 | 9 | 2 | 1 | 1 | 0 | 0 | Vielsalm |
| 71 | 66 | 59 | 48 | 81 | 53 | 38 | 24 | 15 | 10 | 2 | 0 | 0 | Arr. de Marche-en-Famenne |
| 16 | 17 | 16 | 15 | 21 | 10 | 9 | 8 | 4 | 0 | 1 | 0 | 0 | Durbuy |
| 3 | 1 | 4 | 5 | 9 | 2 | 2 | 1 | 0 | 3 | 1 | 0 | 0 | Erezée |
| 4 | 6 | 4 | 2 | 7 | 4 | 3 | 3 | 1 | 1 | 0 | 0 | 0 | Hotton |
| 9 | 7 | 3 | 8 | 10 | 4 | 1 | 1 | 1 | 1 | 0 | 0 | 0 | La Roche-en-Ardenne |
| 4 | 7 | 5 | 2 | 6 | 9 | 6 | 0 | 3 | 1 | 0 | 0 | 0 | Manhay |
| 27 | 14 | 14 | 12 | 20 | 20 | 10 | 6 | 2 | 1 | 0 | 0 | 0 | Marche-en-Famenne |
| 6 | 7 | 6 | 1 | 3 | 1 | 2 | 3 | 3 | 1 | 0 | 0 | 0 | Nassogne |
| 2 | 3 | 4 | 0 | 2 | 1 | 2 | 2 | 1 | 2 | 0 | 0 | 0 | Rendeux |
| 0 | 4 | 3 | 3 | 3 | 2 | 3 | 0 | 0 | 0 | 0 | 0 | 0 | Tenneville |
| 85 | 62 | 63 | 73 | 58 | 26 | 25 | 22 | 15 | 10 | 2 | 2 | 0 | Arr. de Neufchâteau |
| 10 | 12 | 9 | 7 | 11 | 4 | 4 | 2 | 1 | 0 | 1 | 0 | 0 | Bertrix |
| 18 | 13 | 12 | 16 | 13 | 7 | 6 | 7 | 2 | 3 | 1 | 0 | 0 | Bouillon |
| 1 | 3 | 2 | 1 | 2 | 1 | 4 | 0 | 0 | 0 | 0 | 0 | 0 | Daverdisse |
| 1 | 0 | 3 | 1 | 4 | 0 | 2 | 1 | 3 | 0 | 0 | 1 | 0 | Herbeumont |
| 5 | 3 | 3 | 7 | 3 | 0 | 2 | 4 | 1 | 0 | 0 | 0 | 0 | Léglise |
| 3 | 3 | 6 | 6 | 7 | 3 | 0 | 0 | 0 | 3 | 0 | 0 | 0 | Libin |
| 22 | 8 | 10 | 5 | 5 | 2 | 0 | 1 | 2 | 1 | 0 | 0 | 0 | Libramont-Chevigny |
| 12 | 7 | 7 | 9 | 5 | 2 | 1 | 3 | 2 | 0 | 0 | 0 | 0 | Neufchâteau |
| 5 | 3 | 3 | 7 | 2 | 1 | 3 | 2 | 2 | 1 | 0 | 0 | 0 | Paliseul |
| 5 | 5 | 3 | 5 | 3 | 1 | 2 | 1 | 1 | 0 | 0 | 0 | 0 | Saint-Hubert |
| 2 | 1 | 2 | 3 | 0 | 2 | 1 | 1 | 0 | 1 | 0 | 1 | 0 | Tellin |
| 1 | 4 | 3 | 6 | 3 | 3 | 0 | 0 | 1 | 1 | 0 | 0 | 0 | Wellin |
| 128 | 128 | 133 | 144 | 114 | 77 | 59 | 36 | 26 | 16 | 4 | 2 | 1 | Arr. de Virton |
| 10 | 10 | 6 | 18 | 8 | 2 | 1 | 2 | 1 | 2 | 0 | 0 | 0 | Chiny |
| 12 | 14 | 17 | 9 | 7 | 5 | 3 | 1 | 0 | 0 | 0 | 0 | 0 | Etalle |
| 13 | 11 | 18 | 17 | 12 | 15 | 5 | 2 | 4 | 2 | 1 | 0 | 1 | Florenville |
| 16 | 21 | 9 | 9 | 4 | 3 | 3 | 4 | 1 | 1 | 0 | 1 | 0 | Habay |
| 6 | 5 | 6 | 12 | 1 | 5 | 4 | 0 | 1 | 2 | 0 | 0 | 0 | Meix-devant-Virton |
| 16 | 17 | 17 | 17 | 20 | 11 | 11 | 13 | 5 | 2 | 1 | 0 | 0 | Musson |
| 4 | 6 | 6 | 5 | 10 | 7 | 2 | 2 | 3 | 1 | 0 | 0 | 0 | Rouvroy |
| 13 | 6 | 9 | 14 | 8 | 3 | 5 | 1 | 2 | 3 | 0 | 0 | 0 | Saint-Léger |
| 8 | 5 | 5 | 3 | 6 | 4 | 3 | 1 | 1 | 0 | 1 | 0 | 0 | Tintigny |
| 30 | 33 | 40 | 40 | 38 | 22 | 22 | 10 | 8 | 3 | 1 | 1 | 0 | Virton |
| 1.049 | 1.013 | 976 | 884 | 747 | 481 | 416 | 402 | 321 | 174 | 28 | 12 | 0 | Prov. de Namur |
| 153 | 157 | 154 | 140 | 134 | 104 | 85 | 69 | 49 | 32 | 7 | 1 | 0 | Arr. de Dinant |
| 13 | 7 | 8 | 5 | 8 | 13 | 8 | 10 | 1 | 3 | 0 | 0 | 0 | Anhée |
| 11 | 13 | 17 | 13 | 15 | 7 | 11 | 9 | 9 | 3 | 0 | 0 | 0 | Beauraing |
| 4 | 3 | 9 | 4 | 6 | 1 | 1 | 2 | 1 | 0 | 0 | 0 | 0 | Bièvre |
| 28 | 18 | 22 | 12 | 9 | 8 | 9 | 7 | 6 | 5 | 1 | 0 | 0 | Ciney |
| 19 | 25 | 22 | 18 | 21 | 20 | 7 | 5 | 5 | 2 | 2 | 0 | 0 | Dinant |
| 6 | 8 | 6 | 5 | 9 | 11 | 1 | 2 | 3 | 1 | 0 | 0 | 0 | Gedinne |
| 8 | 4 | 4 | 9 | 4 | 2 | 1 | 4 | 0 | 0 | 0 | 0 | 0 | Hamois |
| 9 | 10 | 14 | 18 | 27 | 14 | 7 | 3 | 3 | 3 | 0 | 0 | 0 | Hastière |
| 6 | 6 | 3 | 6 | 2 | 1 | 1 | 1 | 1 | 1 | 0 | 0 | 0 | Havelange |
| 6 | 9 | 6 | 7 | 3 | 0 | 5 | 1 | 2 | 1 | 1 | 0 | 0 | Houyet |
| 1 | 2 | 2 | 7 | 5 | 2 | 2 | 0 | 0 | 0 | 1 | 0 | 0 | Onhaye |
| 17 | 15 | 17 | 9 | 7 | 13 | 8 | 6 | 3 | 7 | 0 | 0 | 0 | Rochefort |
| 2 | 11 | 5 | 6 | 7 | 5 | 11 | 7 | 1 | 0 | 0 | 1 | 0 | Somme-Leuze |
| 9 | 9 | 7 | 11 | 3 | 2 | 5 | 4 | 1 | 1 | 0 | 0 | 0 | Vresse-sur-Semois |
| 14 | 17 | 12 | 10 | 8 | 5 | 8 | 8 | 13 | 5 | 2 | 0 | 0 | Yvoir |
| 796 | 730 | 686 | 586 | 499 | 313 | 269 | 290 | 220 | 123 | 16 | 10 | 0 | Arr. de Namur |
| 58 | 59 | 48 | 43 | 45 | 32 | 39 | 29 | 25 | 10 | 1 | 2 | 0 | Andenne |
| 2 | 8 | 5 | 7 | 5 | 2 | 2 | 2 | 1 | 2 | 0 | 0 | 0 | Assesse |

Population au 1.1.2004

Population étrangère par groupe d'âges - par commune - Hommes (suite et fin)

| | Total | Moins de 18 ans | De 18 à 64 ans | 65 ans et plus | Moins de 5 ans | De 5 à 9 ans | De 10 à 14 ans | De 15 à 19 ans | De 20 à 24 ans | De 25 à 29 ans | De 30 à 34 ans |
|------------------------------|--------------|--------------------|-------------------|-------------------|-------------------|-----------------|-------------------|-------------------|-------------------|-------------------|-------------------|
| Eghezée | 140 | 16 | 109 | 15 | 5 | 3 | 3 | 12 | 4 | 2 | 11 |
| Fernelmont | 55 | 5 | 42 | 8 | 0 | 1 | 4 | 0 | 1 | 3 | 2 |
| Floreffe | 107 | 2 | 81 | 24 | 1 | 1 | 0 | 0 | 1 | 5 | 8 |
| Fosses-la-Ville | 154 | 4 | 131 | 19 | 0 | 0 | 3 | 2 | 5 | 4 | 13 |
| Gembloux | 638 | 65 | 522 | 51 | 21 | 24 | 9 | 15 | 68 | 85 | 105 |
| Gesves | 49 | 2 | 42 | 5 | 2 | 0 | 0 | 0 | 1 | 4 | 4 |
| Jemeppe-sur-Sambre | 340 | 16 | 277 | 47 | 2 | 5 | 5 | 7 | 6 | 17 | 33 |
| La Bruyère | 80 | 12 | 59 | 9 | 1 | 3 | 7 | 1 | 3 | 4 | 9 |
| Mettet | 165 | 10 | 130 | 25 | 0 | 1 | 5 | 4 | 1 | 6 | 10 |
| Namur | 2.936 | 265 | 2.377 | 294 | 72 | 71 | 68 | 107 | 248 | 426 | 393 |
| Ohey | 47 | 1 | 38 | 8 | 0 | 0 | 1 | 0 | 3 | 0 | 4 |
| Profondeville | 160 | 15 | 129 | 16 | 3 | 6 | 5 | 2 | 5 | 11 | 13 |
| Sambreville | 1.416 | 55 | 1.082 | 279 | 1 | 8 | 27 | 38 | 50 | 70 | 113 |
| Sombrefe | 174 | 13 | 146 | 15 | 2 | 2 | 2 | 9 | 7 | 4 | 17 |
| Arr. de Philippeville | 1.154 | 89 | 883 | 182 | 18 | 18 | 20 | 45 | 31 | 59 | 83 |
| Cerfontaine | 58 | 7 | 43 | 8 | 1 | 0 | 4 | 2 | 1 | 3 | 8 |
| Couvin | 258 | 25 | 186 | 47 | 8 | 8 | 4 | 5 | 4 | 13 | 18 |
| Doische | 39 | 0 | 30 | 9 | 0 | 0 | 0 | 2 | 3 | 1 | 4 |
| Florennes | 140 | 18 | 99 | 23 | 4 | 3 | 2 | 9 | 2 | 11 | 7 |
| Philippeville | 134 | 11 | 102 | 21 | 0 | 4 | 3 | 5 | 1 | 7 | 5 |
| Viroinval | 116 | 5 | 96 | 15 | 2 | 1 | 0 | 4 | 5 | 7 | 8 |
| Walcourt | 409 | 23 | 327 | 59 | 3 | 2 | 7 | 18 | 15 | 17 | 33 |

Population au 1.1.2004

| De 35 à 39 ans | De 40 à 44 ans | De 45 à 49 ans | De 50 à 54 ans | De 55 à 59 ans | De 60 à 64 ans | De 65 à 69 ans | De 70 à 74 ans | De 75 à 79 ans | De 80 à 84 ans | De 85 à 89 ans | De 90 à 94 ans | 95 ans et plus | |
|-------------------|-------------------|----------------------|----------------------|-------------------|----------------------|----------------------|----------------------|----------------------|-------------------|----------------------|----------------------|-------------------|------------------------------|
| 13 | 20 | 12 | 19 | 8 | 13 | 4 | 5 | 6 | 0 | 0 | 0 | 0 | Eghezée |
| 8 | 10 | 4 | 4 | 8 | 2 | 1 | 2 | 3 | 2 | 0 | 0 | 0 | Fernelmont |
| 11 | 13 | 11 | 9 | 13 | 10 | 6 | 4 | 9 | 4 | 0 | 1 | 0 | Floreffe |
| 23 | 29 | 23 | 14 | 13 | 6 | 8 | 7 | 2 | 2 | 0 | 0 | 0 | Fosses-la-Ville |
| 89 | 58 | 42 | 34 | 22 | 15 | 11 | 15 | 12 | 11 | 2 | 0 | 0 | Gembloux |
| 8 | 7 | 3 | 5 | 7 | 3 | 3 | 2 | 0 | 0 | 0 | 0 | 0 | Gesves |
| 48 | 32 | 43 | 38 | 36 | 21 | 11 | 15 | 14 | 5 | 2 | 0 | 0 | Jemeppe-sur-Sambre |
| 11 | 6 | 8 | 8 | 7 | 3 | 3 | 3 | 3 | 0 | 0 | 0 | 0 | La Bruyère |
| 24 | 24 | 24 | 24 | 7 | 10 | 8 | 9 | 4 | 4 | 0 | 0 | 0 | Mettet |
| 330 | 250 | 222 | 180 | 168 | 107 | 93 | 102 | 52 | 39 | 6 | 2 | 0 | Namur |
| 7 | 6 | 5 | 4 | 7 | 2 | 3 | 2 | 2 | 1 | 0 | 0 | 0 | Ohey |
| 18 | 17 | 20 | 16 | 17 | 11 | 4 | 5 | 4 | 2 | 0 | 1 | 0 | Profondeville |
| 132 | 171 | 185 | 153 | 123 | 66 | 70 | 84 | 80 | 38 | 4 | 3 | 0 | Sambreville |
| 14 | 20 | 31 | 28 | 13 | 10 | 3 | 4 | 3 | 3 | 1 | 1 | 0 | Sombreffe |
| 100 | 126 | 136 | 158 | 114 | 64 | 62 | 43 | 52 | 19 | 5 | 1 | 0 | Arr. de Philippeville |
| 7 | 4 | 7 | 5 | 7 | 1 | 2 | 2 | 2 | 1 | 1 | 0 | 0 | Cerfontaine |
| 19 | 28 | 26 | 39 | 27 | 12 | 19 | 9 | 14 | 2 | 3 | 0 | 0 | Couvin |
| 4 | 0 | 3 | 7 | 4 | 2 | 3 | 3 | 2 | 1 | 0 | 0 | 0 | Doische |
| 13 | 15 | 24 | 10 | 9 | 8 | 9 | 1 | 8 | 5 | 0 | 0 | 0 | Florennes |
| 9 | 13 | 13 | 25 | 18 | 10 | 6 | 5 | 9 | 0 | 1 | 0 | 0 | Philippeville |
| 8 | 18 | 14 | 11 | 12 | 11 | 7 | 4 | 4 | 0 | 0 | 0 | 0 | Viroinval |
| 40 | 48 | 49 | 61 | 37 | 20 | 16 | 19 | 13 | 10 | 0 | 1 | 0 | Walcourt |

Population au 1.1.2004

Population étrangère par groupe d'âges - par arrondissement - Femmes

| | Total | Moins de 18 ans | De 18 à 64 ans | 65 ans et plus | Moins de 5 ans | De 5 à 9 ans | De 10 à 14 ans | De 15 à 19 ans | De 20 à 24 ans | De 25 à 29 ans | De 30 à 34 ans |
|-------------------------------------|---------|-----------------|----------------|----------------|----------------|--------------|----------------|----------------|----------------|----------------|----------------|
| Belgique | 417.648 | 61.872 | 303.507 | 52.269 | 17.107 | 16.626 | 17.171 | 19.514 | 32.097 | 41.093 | 45.551 |
| <i>Rég. de Bruxelles-Capitale</i> | 131.256 | 20.825 | 99.005 | 11.426 | 6.527 | 5.607 | 5.363 | 6.065 | 11.476 | 16.069 | 16.585 |
| <i>Rég. flamande</i> | 137.682 | 24.205 | 100.222 | 13.255 | 6.885 | 6.697 | 6.588 | 7.168 | 11.285 | 14.082 | 15.454 |
| <i>Rég. wallonne</i> | 148.710 | 16.842 | 104.280 | 27.588 | 3.695 | 4.322 | 5.220 | 6.281 | 9.336 | 10.942 | 13.512 |
| <i>Dont C. germanophone</i> | 6.245 | 1.290 | 4.298 | 657 | 271 | 345 | 437 | 354 | 267 | 247 | 458 |
| Prov. d'Anvers | 48.858 | 9.413 | 34.976 | 4.469 | 2.831 | 2.575 | 2.458 | 2.722 | 4.007 | 5.098 | 5.721 |
| Arr. d'Anvers | 34.705 | 6.758 | 24.840 | 3.107 | 2.079 | 1.847 | 1.700 | 1.992 | 3.083 | 3.809 | 4.138 |
| Arr. de Malines | 4.361 | 934 | 3.114 | 313 | 250 | 244 | 267 | 316 | 422 | 505 | 529 |
| Arr. de Turnhout | 9.792 | 1.721 | 7.022 | 1.049 | 502 | 484 | 491 | 414 | 502 | 784 | 1.054 |
| Prov. de Limbourg | 31.198 | 4.381 | 22.658 | 4.159 | 1.247 | 1.200 | 1.201 | 1.328 | 1.991 | 2.545 | 3.143 |
| Arr. de Hasselt | 10.874 | 1.088 | 7.910 | 1.876 | 250 | 306 | 312 | 434 | 849 | 1.002 | 1.007 |
| Arr. de Maaseik | 11.083 | 1.797 | 8.044 | 1.242 | 563 | 471 | 477 | 473 | 558 | 825 | 1.195 |
| Arr. de Tongres | 9.241 | 1.496 | 6.704 | 1.041 | 434 | 423 | 412 | 421 | 584 | 718 | 941 |
| Prov. de Flandre orientale | 17.279 | 2.950 | 13.007 | 1.322 | 832 | 782 | 800 | 1.004 | 1.901 | 2.312 | 2.140 |
| Arr. d'Alost | 1.787 | 323 | 1.340 | 124 | 92 | 80 | 102 | 94 | 151 | 245 | 232 |
| Arr. de Termonde | 1.390 | 212 | 1.078 | 100 | 60 | 51 | 57 | 89 | 183 | 187 | 176 |
| Arr. d'Eeklo | 780 | 73 | 601 | 106 | 17 | 23 | 19 | 27 | 47 | 89 | 104 |
| Arr. de Gand | 9.128 | 1.488 | 6.950 | 690 | 422 | 410 | 395 | 497 | 1.119 | 1.341 | 1.130 |
| Arr. d'Audenarde | 879 | 161 | 637 | 81 | 46 | 37 | 45 | 46 | 65 | 89 | 108 |
| Arr. de Saint-Nicolas | 3.315 | 693 | 2.401 | 221 | 195 | 181 | 182 | 251 | 336 | 361 | 390 |
| Prov. de Brabant flamand | 30.146 | 5.865 | 22.256 | 2.025 | 1.516 | 1.711 | 1.684 | 1.635 | 2.470 | 2.863 | 3.256 |
| Arr. de Hal-Vilvorde | 19.852 | 3.962 | 14.368 | 1.522 | 942 | 1.165 | 1.200 | 1.108 | 1.260 | 1.465 | 1.945 |
| Arr. de Louvain | 10.294 | 1.903 | 7.888 | 503 | 574 | 546 | 484 | 527 | 1.210 | 1.398 | 1.311 |
| Prov. de Flandre occidentale | 10.201 | 1.596 | 7.325 | 1.280 | 459 | 429 | 445 | 479 | 916 | 1.264 | 1.194 |
| Arr. de Bruges | 2.594 | 312 | 1.951 | 331 | 96 | 74 | 69 | 111 | 249 | 393 | 318 |
| Arr. de Dixmude | 137 | 19 | 98 | 20 | 3 | 6 | 6 | 5 | 10 | 15 | 21 |
| Arr. d'Ypres | 976 | 150 | 675 | 151 | 42 | 40 | 49 | 44 | 70 | 96 | 98 |
| Arr. de Courtrai | 2.998 | 551 | 2.112 | 335 | 153 | 165 | 158 | 150 | 299 | 370 | 346 |
| Arr. d'Ostende | 1.630 | 252 | 1.162 | 216 | 65 | 65 | 78 | 81 | 120 | 173 | 172 |
| Arr. de Roulers | 643 | 112 | 476 | 55 | 44 | 24 | 28 | 37 | 72 | 77 | 91 |
| Arr. de Tielt | 389 | 85 | 275 | 29 | 29 | 24 | 17 | 22 | 45 | 53 | 53 |
| Arr. de Furnes | 834 | 115 | 576 | 143 | 27 | 31 | 40 | 29 | 51 | 87 | 95 |
| Prov. de Brabant wallon | 14.723 | 2.543 | 10.788 | 1.392 | 618 | 760 | 727 | 729 | 1.124 | 1.190 | 1.495 |
| Arr. de Nivelles | 14.723 | 2.543 | 10.788 | 1.392 | 618 | 760 | 727 | 729 | 1.124 | 1.190 | 1.495 |
| Prov. de Hainaut | 69.843 | 6.938 | 48.823 | 14.082 | 1.401 | 1.735 | 2.226 | 2.708 | 3.816 | 4.742 | 6.200 |
| Arr. d'Ath | 1.696 | 199 | 1.231 | 266 | 44 | 48 | 66 | 76 | 107 | 173 | 179 |
| Arr. de Charleroi | 26.102 | 1.999 | 18.241 | 5.862 | 372 | 474 | 651 | 924 | 1.355 | 1.712 | 2.231 |
| Arr. de Mons | 15.803 | 1.974 | 10.984 | 2.845 | 463 | 522 | 608 | 617 | 927 | 1.061 | 1.320 |
| Arr. de Mouscron | 5.612 | 889 | 3.728 | 995 | 202 | 246 | 278 | 274 | 375 | 455 | 579 |
| Arr. de Soignies | 9.920 | 949 | 7.183 | 1.788 | 142 | 226 | 347 | 379 | 520 | 617 | 880 |
| Arr. de Thuin | 5.543 | 308 | 3.859 | 1.376 | 56 | 55 | 103 | 151 | 195 | 315 | 488 |
| Arr. de Tournai | 5.167 | 620 | 3.597 | 950 | 122 | 164 | 173 | 287 | 337 | 409 | 523 |
| Prov. de Liège | 49.872 | 5.744 | 34.281 | 9.847 | 1.270 | 1.431 | 1.791 | 2.201 | 3.277 | 3.597 | 4.215 |
| Arr. de Huy | 1.720 | 149 | 1.214 | 357 | 35 | 42 | 44 | 68 | 84 | 143 | 180 |
| Arr. de Liège | 34.881 | 3.279 | 23.778 | 7.824 | 727 | 787 | 1.001 | 1.398 | 2.482 | 2.681 | 2.879 |
| Arr. de Verviers | 12.394 | 2.245 | 8.633 | 1.516 | 496 | 581 | 725 | 705 | 678 | 708 | 1.033 |
| Arr. de Waremme | 877 | 71 | 656 | 150 | 12 | 21 | 21 | 30 | 33 | 65 | 123 |
| Prov. de Luxembourg | 5.569 | 804 | 4.103 | 662 | 193 | 213 | 233 | 293 | 403 | 547 | 708 |
| Arr. d'Arlon | 2.333 | 391 | 1.706 | 236 | 107 | 111 | 108 | 118 | 166 | 236 | 283 |
| Arr. de Bastogne | 580 | 73 | 455 | 52 | 17 | 18 | 21 | 38 | 47 | 59 | 75 |
| Arr. de Marche-en-Famenne | 723 | 93 | 539 | 91 | 23 | 20 | 21 | 47 | 56 | 60 | 91 |
| Arr. de Neufchâteau | 797 | 98 | 592 | 107 | 22 | 28 | 27 | 37 | 60 | 89 | 117 |
| Arr. de Virton | 1.136 | 149 | 811 | 176 | 24 | 36 | 56 | 53 | 74 | 103 | 142 |
| Prov. de Namur | 8.703 | 813 | 6.285 | 1.605 | 213 | 183 | 243 | 350 | 716 | 866 | 894 |
| Arr. de Dinant | 1.474 | 195 | 1.016 | 263 | 50 | 43 | 68 | 60 | 75 | 128 | 157 |
| Arr. de Namur | 6.225 | 542 | 4.555 | 1.128 | 149 | 123 | 148 | 254 | 587 | 666 | 652 |
| Arr. de Philippeville | 1.004 | 76 | 714 | 214 | 14 | 17 | 27 | 36 | 54 | 72 | 85 |

Population au 1.1.2004

| De 35 à 39 ans | De 40 à 44 ans | De 45 à 49 ans | De 50 à 54 ans | De 55 à 59 ans | De 60 à 64 ans | De 65 à 69 ans | De 70 à 74 ans | De 75 à 79 ans | De 80 à 84 ans | De 85 à 89 ans | De 90 à 94 ans | 95 ans et plus | |
|-------------------|-------------------|-------------------|----------------------|-------------------|----------------------|----------------------|----------------------|----------------------|-------------------|----------------------|-------------------|-------------------|-------------------------------------|
| 43.427 | 36.511 | 29.955 | 25.809 | 22.460 | 18.058 | 16.274 | 13.881 | 11.008 | 6.940 | 2.507 | 1.310 | 349 | Belgique |
| 14.035 | 11.023 | 8.729 | 7.346 | 6.173 | 4.832 | 4.072 | 3.092 | 2.087 | 1.251 | 526 | 311 | 87 | <i>Rég. de Bruxelles-Capitale</i> |
| 14.658 | 11.844 | 9.099 | 7.813 | 7.116 | 5.738 | 4.575 | 3.495 | 2.611 | 1.587 | 617 | 292 | 78 | <i>Rég. flamande</i> |
| 14.734 | 13.644 | 12.127 | 10.650 | 9.171 | 7.488 | 7.627 | 7.294 | 6.310 | 4.102 | 1.364 | 707 | 184 | <i>Rég. wallonne</i> |
| 725 | 720 | 595 | 468 | 366 | 335 | 239 | 137 | 120 | 99 | 43 | 16 | 3 | <i>Dont C. germanophone</i> |
| 5.071 | 3.929 | 2.889 | 2.564 | 2.470 | 2.054 | 1.631 | 1.157 | 841 | 475 | 244 | 95 | 26 | Prov. d'Anvers |
| 3.539 | 2.653 | 2.013 | 1.738 | 1.639 | 1.368 | 1.093 | 776 | 613 | 346 | 182 | 74 | 23 | Arr. d'Anvers |
| 468 | 370 | 237 | 180 | 135 | 125 | 116 | 86 | 51 | 31 | 26 | 3 | 0 | Arr. de Malines |
| 1.064 | 906 | 639 | 646 | 696 | 561 | 422 | 295 | 177 | 98 | 36 | 18 | 3 | Arr. de Turnhout |
| 3.190 | 2.777 | 2.416 | 2.221 | 2.059 | 1.721 | 1.458 | 1.203 | 810 | 453 | 154 | 66 | 15 | Prov. de Limbourg |
| 1.005 | 974 | 868 | 754 | 634 | 603 | 633 | 543 | 374 | 212 | 78 | 31 | 5 | Arr. de Hasselt |
| 1.184 | 1.006 | 808 | 827 | 832 | 622 | 445 | 356 | 237 | 134 | 46 | 19 | 5 | Arr. de Maaseik |
| 1.001 | 797 | 740 | 640 | 593 | 496 | 380 | 304 | 199 | 107 | 30 | 16 | 5 | Arr. de Tongres |
| 1.834 | 1.340 | 957 | 791 | 707 | 557 | 454 | 328 | 252 | 190 | 59 | 30 | 9 | Prov. de Flandre orientale |
| 213 | 157 | 101 | 68 | 70 | 58 | 42 | 33 | 22 | 20 | 5 | 2 | 0 | Arr. d'Alost |
| 151 | 98 | 70 | 77 | 51 | 40 | 29 | 24 | 26 | 16 | 3 | 1 | 1 | Arr. de Termonde |
| 103 | 73 | 40 | 51 | 44 | 37 | 28 | 22 | 29 | 19 | 5 | 3 | 0 | Arr. d'Eeklo |
| 928 | 681 | 484 | 390 | 356 | 285 | 247 | 180 | 120 | 90 | 34 | 15 | 4 | Arr. de Gand |
| 105 | 81 | 63 | 51 | 43 | 19 | 23 | 19 | 17 | 11 | 6 | 4 | 1 | Arr. d'Audenarde |
| 334 | 250 | 199 | 154 | 143 | 118 | 85 | 50 | 38 | 34 | 6 | 5 | 3 | Arr. de Saint-Nicolas |
| 3.486 | 3.016 | 2.265 | 1.750 | 1.439 | 1.030 | 719 | 531 | 411 | 238 | 74 | 40 | 12 | Prov. de Brabant flamand |
| 2.384 | 2.183 | 1.650 | 1.258 | 1.034 | 736 | 539 | 392 | 318 | 179 | 52 | 33 | 9 | Arr. de Hal-Vilvorde |
| 1.102 | 833 | 615 | 492 | 405 | 294 | 180 | 139 | 93 | 59 | 22 | 7 | 3 | Arr. de Louvain |
| 1.077 | 782 | 572 | 487 | 441 | 376 | 313 | 276 | 297 | 231 | 86 | 61 | 16 | Prov. de Flandre occidentale |
| 278 | 201 | 136 | 117 | 112 | 109 | 73 | 75 | 81 | 61 | 20 | 18 | 3 | Arr. de Bruges |
| 16 | 17 | 4 | 5 | 5 | 4 | 5 | 2 | 4 | 6 | 3 | 0 | 0 | Arr. de Dixmude |
| 90 | 60 | 70 | 67 | 58 | 41 | 43 | 35 | 35 | 24 | 8 | 6 | 0 | Arr. d'Ypres |
| 317 | 203 | 172 | 125 | 107 | 98 | 81 | 65 | 70 | 71 | 26 | 18 | 4 | Arr. de Courtrai |
| 182 | 138 | 105 | 89 | 80 | 66 | 52 | 45 | 53 | 36 | 17 | 7 | 6 | Arr. d'Ostende |
| 68 | 57 | 26 | 22 | 25 | 17 | 13 | 14 | 13 | 9 | 2 | 2 | 2 | Arr. de Roulers |
| 45 | 33 | 12 | 10 | 10 | 7 | 7 | 12 | 5 | 4 | 0 | 1 | 0 | Arr. de Tielt |
| 81 | 73 | 47 | 52 | 44 | 34 | 39 | 28 | 36 | 20 | 10 | 9 | 1 | Arr. de Furnes |
| 1.717 | 1.567 | 1.076 | 917 | 839 | 572 | 442 | 349 | 268 | 203 | 83 | 37 | 10 | Prov. de Brabant wallon |
| 1.717 | 1.567 | 1.076 | 917 | 839 | 572 | 442 | 349 | 268 | 203 | 83 | 37 | 10 | Arr. de Nivelles |
| 6.745 | 6.433 | 6.065 | 5.501 | 4.604 | 3.585 | 3.705 | 3.722 | 3.327 | 2.165 | 691 | 373 | 99 | Prov. de Hainaut |
| 162 | 164 | 137 | 127 | 91 | 56 | 65 | 76 | 60 | 41 | 14 | 8 | 2 | Arr. d'Ath |
| 2.452 | 2.405 | 2.331 | 2.102 | 1.762 | 1.469 | 1.650 | 1.591 | 1.385 | 838 | 252 | 125 | 21 | Arr. de Charleroi |
| 1.549 | 1.555 | 1.443 | 1.171 | 974 | 748 | 725 | 771 | 718 | 437 | 114 | 60 | 20 | Arr. de Mons |
| 478 | 379 | 367 | 427 | 356 | 201 | 226 | 255 | 201 | 171 | 83 | 42 | 17 | Arr. de Mouscron |
| 1.030 | 1.017 | 925 | 825 | 666 | 558 | 513 | 474 | 409 | 284 | 70 | 33 | 5 | Arr. de Soignies |
| 536 | 502 | 520 | 451 | 435 | 360 | 351 | 353 | 330 | 210 | 86 | 38 | 8 | Arr. de Thuin |
| 538 | 411 | 342 | 398 | 320 | 193 | 175 | 202 | 224 | 184 | 72 | 67 | 26 | Arr. de Tournai |
| 4.693 | 4.426 | 4.071 | 3.329 | 2.994 | 2.730 | 2.879 | 2.633 | 2.207 | 1.384 | 451 | 237 | 56 | Prov. de Liège |
| 175 | 167 | 128 | 104 | 110 | 83 | 92 | 97 | 82 | 56 | 20 | 9 | 1 | Arr. de Huy |
| 2.981 | 2.873 | 2.820 | 2.334 | 2.135 | 1.959 | 2.198 | 2.144 | 1.787 | 1.113 | 340 | 193 | 49 | Arr. de Liège |
| 1.421 | 1.286 | 1.060 | 838 | 694 | 653 | 552 | 357 | 299 | 193 | 82 | 28 | 5 | Arr. de Verviers |
| 116 | 100 | 63 | 53 | 55 | 35 | 37 | 35 | 39 | 22 | 9 | 7 | 1 | Arr. de Waremme |
| 665 | 486 | 340 | 333 | 290 | 203 | 184 | 156 | 152 | 105 | 42 | 15 | 8 | Prov. de Luxembourg |
| 287 | 211 | 145 | 139 | 114 | 72 | 57 | 67 | 56 | 29 | 18 | 6 | 3 | Arr. d'Arlon |
| 66 | 48 | 38 | 46 | 31 | 24 | 20 | 12 | 12 | 4 | 3 | 1 | 0 | Arr. de Bastogne |
| 85 | 66 | 41 | 50 | 42 | 30 | 27 | 18 | 20 | 17 | 6 | 3 | 0 | Arr. de Marche-en-Famenne |
| 94 | 67 | 38 | 38 | 49 | 24 | 31 | 22 | 25 | 19 | 9 | 1 | 0 | Arr. de Neufchâteau |
| 133 | 94 | 78 | 60 | 54 | 53 | 49 | 37 | 39 | 36 | 6 | 4 | 5 | Arr. de Virton |
| 914 | 732 | 575 | 570 | 444 | 398 | 417 | 434 | 356 | 245 | 97 | 45 | 11 | Prov. de Namur |
| 164 | 129 | 83 | 95 | 80 | 79 | 67 | 61 | 57 | 43 | 22 | 10 | 3 | Arr. de Dinant |
| 634 | 513 | 420 | 380 | 306 | 265 | 299 | 323 | 244 | 171 | 58 | 25 | 8 | Arr. de Namur |
| 116 | 90 | 72 | 95 | 58 | 54 | 51 | 50 | 55 | 31 | 17 | 10 | 0 | Arr. de Philippeville |

Population au 1.1.2004

Population étrangère par groupe d'âges - par commune - Femmes

| | Total | Moins de 18 ans | De 18 à 64 ans | 65 ans et plus | Moins de 5 ans | De 5 à 9 ans | De 10 à 14 ans | De 15 à 19 ans | De 20 à 24 ans | De 25 à 29 ans | De 30 à 34 ans |
|-----------------------------------|---------|-----------------|----------------|----------------|----------------|--------------|----------------|----------------|----------------|----------------|----------------|
| Belgique | 417.648 | 61.872 | 303.507 | 52.269 | 17.107 | 16.626 | 17.171 | 19.514 | 32.097 | 41.093 | 45.551 |
| <i>Rég. de Bruxelles-Capitale</i> | 131.256 | 20.825 | 99.005 | 11.426 | 6.527 | 5.607 | 5.363 | 6.065 | 11.476 | 16.069 | 16.585 |
| Anderlecht | 10.248 | 1.655 | 7.501 | 1.092 | 501 | 415 | 423 | 585 | 1.011 | 1.167 | 1.157 |
| Auderghem | 2.868 | 589 | 2.087 | 192 | 162 | 199 | 163 | 107 | 195 | 250 | 304 |
| Berchem-Sainte-Agathe | 1.277 | 186 | 943 | 148 | 56 | 39 | 63 | 57 | 106 | 124 | 143 |
| Bruxelles | 19.838 | 2.877 | 15.183 | 1.778 | 950 | 742 | 747 | 844 | 1.785 | 2.756 | 2.655 |
| Etterbeek | 7.141 | 959 | 5.738 | 444 | 347 | 251 | 245 | 245 | 716 | 1.118 | 1.051 |
| Evere | 2.658 | 520 | 1.918 | 220 | 153 | 140 | 134 | 152 | 194 | 255 | 301 |
| Forest | 6.171 | 978 | 4.569 | 624 | 315 | 250 | 242 | 313 | 507 | 710 | 748 |
| Ganshoren | 1.186 | 139 | 896 | 151 | 42 | 45 | 35 | 34 | 100 | 144 | 142 |
| Ixelles | 14.587 | 1.536 | 12.187 | 864 | 531 | 410 | 372 | 430 | 1.353 | 2.452 | 2.485 |
| Jette | 3.064 | 449 | 2.293 | 322 | 147 | 112 | 119 | 136 | 313 | 392 | 417 |
| Koekelberg | 1.761 | 274 | 1.319 | 168 | 82 | 72 | 78 | 72 | 173 | 236 | 236 |
| Molenbeek-Saint-Jean | 9.678 | 1.863 | 6.842 | 973 | 579 | 489 | 483 | 575 | 974 | 1.070 | 1.067 |
| Saint-Gilles | 8.640 | 1.285 | 6.564 | 791 | 427 | 351 | 308 | 359 | 731 | 1.235 | 1.207 |
| Saint-Josse-ten-Noode | 3.693 | 571 | 2.800 | 322 | 174 | 135 | 151 | 218 | 420 | 494 | 405 |
| Schaerbeek | 15.408 | 2.444 | 11.478 | 1.486 | 744 | 636 | 605 | 786 | 1.332 | 1.781 | 1.887 |
| Uccle | 9.570 | 1.957 | 6.759 | 854 | 503 | 557 | 564 | 530 | 629 | 794 | 918 |
| Watermael-Boitsfort | 1.960 | 400 | 1.386 | 174 | 128 | 127 | 83 | 101 | 106 | 147 | 208 |
| Woluwe-Saint-Lambert | 6.161 | 1.013 | 4.700 | 448 | 322 | 300 | 259 | 270 | 543 | 589 | 714 |
| Woluwe-Saint-Pierre | 5.347 | 1.130 | 3.842 | 375 | 364 | 337 | 289 | 251 | 288 | 355 | 540 |
| <i>Rég. flamande</i> | 137.682 | 24.205 | 100.222 | 13.255 | 6.885 | 6.697 | 6.588 | 7.168 | 11.285 | 14.082 | 15.454 |
| Prov. d'Anvers | 48.858 | 9.413 | 34.976 | 4.469 | 2.831 | 2.575 | 2.458 | 2.722 | 4.007 | 5.098 | 5.721 |
| Arr. d'Anvers | 34.705 | 6.758 | 24.840 | 3.107 | 2.079 | 1.847 | 1.700 | 1.992 | 3.083 | 3.809 | 4.138 |
| Aartselaar | 136 | 26 | 93 | 17 | 6 | 3 | 8 | 12 | 6 | 10 | 15 |
| Anvers | 24.406 | 4.986 | 17.599 | 1.821 | 1.594 | 1.326 | 1.218 | 1.533 | 2.577 | 3.132 | 3.024 |
| Boechout | 81 | 10 | 63 | 8 | 2 | 4 | 2 | 3 | 6 | 1 | 10 |
| Boom | 380 | 89 | 260 | 31 | 30 | 21 | 18 | 33 | 40 | 34 | 49 |
| Borsbeek | 183 | 41 | 132 | 10 | 12 | 14 | 10 | 9 | 11 | 26 | 23 |
| Brasschaat | 1.363 | 230 | 939 | 194 | 55 | 77 | 62 | 64 | 53 | 58 | 127 |
| Brecht | 425 | 88 | 303 | 34 | 21 | 25 | 22 | 26 | 20 | 32 | 44 |
| Edegem | 294 | 50 | 204 | 40 | 21 | 15 | 8 | 10 | 18 | 37 | 37 |
| Essen | 1.240 | 223 | 888 | 129 | 64 | 71 | 58 | 43 | 50 | 63 | 130 |
| Hemiksem | 77 | 15 | 56 | 6 | 4 | 4 | 3 | 6 | 4 | 8 | 10 |
| Hove | 56 | 4 | 41 | 11 | 2 | 1 | 0 | 2 | 2 | 4 | 11 |
| Kalmthout | 842 | 125 | 582 | 135 | 24 | 44 | 43 | 23 | 35 | 37 | 74 |
| Kapellen | 1.031 | 167 | 685 | 179 | 38 | 53 | 53 | 41 | 44 | 40 | 86 |
| Kontich | 222 | 43 | 164 | 15 | 16 | 7 | 11 | 14 | 15 | 14 | 26 |
| Lint | 33 | 6 | 26 | 1 | 2 | 1 | 1 | 3 | 1 | 4 | 7 |
| Malle | 188 | 25 | 141 | 22 | 8 | 8 | 6 | 7 | 12 | 15 | 17 |
| Mortsel | 344 | 53 | 247 | 44 | 18 | 13 | 14 | 11 | 32 | 40 | 46 |
| Niel | 113 | 23 | 81 | 9 | 7 | 9 | 4 | 5 | 10 | 14 | 19 |
| Ranst | 100 | 13 | 80 | 7 | 4 | 1 | 4 | 6 | 4 | 12 | 20 |
| Rumst | 96 | 15 | 74 | 7 | 4 | 2 | 7 | 5 | 10 | 11 | 8 |
| Schelle | 51 | 5 | 42 | 4 | 0 | 1 | 2 | 3 | 3 | 7 | 6 |
| Schilde | 784 | 131 | 537 | 116 | 35 | 37 | 46 | 30 | 31 | 33 | 65 |
| Schoten | 793 | 183 | 516 | 94 | 53 | 57 | 45 | 42 | 34 | 44 | 84 |
| Stabroek | 211 | 18 | 171 | 22 | 7 | 6 | 2 | 5 | 9 | 24 | 31 |
| Wijnegem | 110 | 21 | 72 | 17 | 5 | 7 | 6 | 4 | 4 | 14 | 18 |
| Wommelgem | 108 | 19 | 80 | 9 | 5 | 2 | 7 | 7 | 3 | 18 | 19 |
| Wuustwezel | 449 | 59 | 336 | 54 | 16 | 17 | 17 | 17 | 25 | 24 | 52 |
| Zandhoven | 107 | 13 | 83 | 11 | 3 | 3 | 2 | 6 | 3 | 11 | 18 |
| Zoersel | 256 | 32 | 180 | 44 | 11 | 9 | 7 | 8 | 11 | 14 | 26 |
| Zwijndrecht | 226 | 45 | 165 | 16 | 12 | 9 | 14 | 14 | 10 | 28 | 36 |
| Arr. de Malines | 4.361 | 934 | 3.114 | 313 | 250 | 244 | 267 | 316 | 422 | 505 | 529 |
| Berlaar | 54 | 9 | 39 | 6 | 2 | 3 | 2 | 3 | 3 | 5 | 8 |
| Bonheiden | 138 | 30 | 91 | 17 | 3 | 9 | 9 | 13 | 4 | 5 | 14 |
| Bornem | 121 | 14 | 94 | 13 | 4 | 5 | 4 | 3 | 11 | 14 | 12 |
| Duffel | 108 | 13 | 89 | 6 | 4 | 4 | 5 | 3 | 13 | 15 | 16 |
| Heist-op-den-Berg | 173 | 17 | 140 | 16 | 4 | 6 | 6 | 2 | 17 | 22 | 26 |

| De 35 à 39 ans | De 40 à 44 ans | De 45 à 49 ans | De 50 à 54 ans | De 55 à 59 ans | De 60 à 64 ans | De 65 à 69 ans | De 70 à 74 ans | De 75 à 79 ans | De 80 à 84 ans | De 85 à 89 ans | De 90 à 94 ans | 95 ans et plus | |
|----------------|----------------|----------------|----------------|----------------|----------------|----------------|----------------|----------------|----------------|----------------|----------------|----------------|-----------------------------------|
| 43.427 | 36.511 | 29.955 | 25.809 | 22.460 | 18.058 | 16.274 | 13.881 | 11.008 | 6.940 | 2.507 | 1.310 | 349 | Belgique |
| 14.035 | 11.023 | 8.729 | 7.346 | 6.173 | 4.832 | 4.072 | 3.092 | 2.087 | 1.251 | 526 | 311 | 87 | <i>Rég. de Bruxelles-Capitale</i> |
| 950 | 819 | 679 | 569 | 463 | 417 | 436 | 316 | 192 | 98 | 35 | 12 | 3 | Anderlecht |
| 354 | 294 | 237 | 180 | 148 | 83 | 66 | 45 | 42 | 19 | 11 | 7 | 2 | Auderghem |
| 160 | 113 | 86 | 68 | 59 | 55 | 52 | 40 | 25 | 20 | 5 | 5 | 1 | Berchem-Sainte-Agathe |
| 1.982 | 1.508 | 1.271 | 1.100 | 966 | 754 | 675 | 494 | 303 | 163 | 83 | 53 | 7 | Bruxelles |
| 816 | 578 | 446 | 365 | 335 | 184 | 141 | 115 | 89 | 55 | 22 | 17 | 5 | Etterbeek |
| 323 | 236 | 180 | 155 | 121 | 94 | 77 | 61 | 39 | 28 | 9 | 5 | 1 | Evere |
| 645 | 503 | 414 | 372 | 282 | 246 | 225 | 178 | 112 | 61 | 33 | 13 | 2 | Forest |
| 141 | 92 | 71 | 73 | 61 | 55 | 34 | 42 | 34 | 20 | 16 | 5 | 0 | Ganshoren |
| 1.835 | 1.255 | 907 | 695 | 582 | 416 | 244 | 200 | 162 | 145 | 63 | 32 | 18 | Ixelles |
| 327 | 244 | 169 | 148 | 109 | 109 | 99 | 93 | 68 | 39 | 11 | 9 | 3 | Jette |
| 167 | 134 | 98 | 87 | 89 | 69 | 65 | 41 | 34 | 17 | 5 | 3 | 3 | Koekelberg |
| 894 | 704 | 588 | 486 | 407 | 389 | 417 | 294 | 137 | 78 | 27 | 15 | 5 | Molenbeek-Saint-Jean |
| 897 | 644 | 493 | 442 | 404 | 351 | 298 | 212 | 148 | 78 | 34 | 19 | 2 | Saint-Gilles |
| 349 | 286 | 249 | 165 | 169 | 156 | 124 | 91 | 54 | 32 | 9 | 8 | 4 | Saint-Josse-ten-Noode |
| 1.510 | 1.304 | 1.007 | 912 | 752 | 666 | 540 | 422 | 277 | 146 | 63 | 26 | 12 | Schaerbeek |
| 1.037 | 929 | 765 | 646 | 510 | 334 | 266 | 199 | 174 | 122 | 44 | 38 | 11 | Uccle |
| 266 | 205 | 144 | 128 | 91 | 52 | 50 | 46 | 35 | 16 | 16 | 10 | 1 | Watermael-Boitsfort |
| 749 | 618 | 466 | 372 | 318 | 193 | 133 | 115 | 92 | 62 | 24 | 18 | 4 | Woluwe-Saint-Lambert |
| 633 | 557 | 459 | 383 | 307 | 209 | 130 | 88 | 70 | 52 | 16 | 16 | 3 | Woluwe-Saint-Pierre |
| 14.658 | 11.844 | 9.099 | 7.813 | 7.116 | 5.738 | 4.575 | 3.495 | 2.611 | 1.587 | 617 | 292 | 78 | <i>Rég. flamande</i> |
| 5.071 | 3.929 | 2.889 | 2.564 | 2.470 | 2.054 | 1.631 | 1.157 | 841 | 475 | 244 | 95 | 26 | Prov. d'Anvers |
| 3.539 | 2.653 | 2.013 | 1.738 | 1.639 | 1.368 | 1.093 | 776 | 613 | 346 | 182 | 74 | 23 | Arr. d'Anvers |
| 24 | 19 | 7 | 5 | 3 | 1 | 4 | 3 | 6 | 3 | 0 | 1 | 0 | Aartselaar |
| 2.331 | 1.733 | 1.356 | 1.084 | 914 | 763 | 643 | 441 | 363 | 196 | 116 | 44 | 18 | Anvers |
| 12 | 13 | 8 | 3 | 4 | 5 | 1 | 3 | 1 | 2 | 1 | 0 | 0 | Boechout |
| 41 | 24 | 18 | 19 | 12 | 10 | 10 | 7 | 10 | 3 | 0 | 1 | 0 | Boom |
| 28 | 13 | 14 | 5 | 3 | 5 | 3 | 1 | 3 | 3 | 0 | 0 | 0 | Borsbeek |
| 148 | 125 | 87 | 97 | 121 | 95 | 64 | 51 | 37 | 25 | 12 | 3 | 2 | Brasschaat |
| 63 | 46 | 34 | 24 | 15 | 19 | 11 | 11 | 9 | 2 | 1 | 0 | 0 | Brecht |
| 43 | 23 | 9 | 13 | 13 | 7 | 11 | 9 | 9 | 7 | 4 | 0 | 0 | Edegem |
| 156 | 96 | 81 | 83 | 124 | 92 | 39 | 36 | 21 | 17 | 11 | 5 | 0 | Essen |
| 12 | 8 | 2 | 5 | 3 | 2 | 1 | 3 | 0 | 2 | 0 | 0 | 0 | Hemiksem |
| 10 | 2 | 4 | 0 | 3 | 4 | 4 | 2 | 1 | 3 | 1 | 0 | 0 | Hove |
| 92 | 76 | 41 | 74 | 70 | 74 | 45 | 37 | 29 | 8 | 10 | 5 | 1 | Kalmthout |
| 90 | 87 | 80 | 77 | 87 | 76 | 62 | 52 | 34 | 16 | 10 | 4 | 1 | Kapellen |
| 35 | 30 | 12 | 9 | 8 | 10 | 6 | 3 | 4 | 2 | 0 | 0 | 0 | Kontich |
| 1 | 2 | 1 | 5 | 4 | 0 | 1 | 0 | 0 | 0 | 0 | 0 | 0 | Lint |
| 21 | 19 | 17 | 9 | 17 | 10 | 10 | 4 | 2 | 3 | 1 | 2 | 0 | Malle |
| 42 | 31 | 22 | 13 | 9 | 9 | 13 | 7 | 13 | 8 | 1 | 2 | 0 | Mortsel |
| 10 | 9 | 7 | 6 | 3 | 1 | 5 | 1 | 2 | 1 | 0 | 0 | 0 | Niel |
| 12 | 8 | 5 | 6 | 6 | 5 | 3 | 1 | 1 | 1 | 0 | 1 | 0 | Ranst |
| 14 | 14 | 6 | 4 | 2 | 2 | 3 | 1 | 0 | 2 | 1 | 0 | 0 | Rumst |
| 8 | 5 | 4 | 5 | 0 | 3 | 1 | 0 | 2 | 1 | 0 | 0 | 0 | Schelle |
| 78 | 64 | 57 | 60 | 79 | 53 | 58 | 22 | 17 | 13 | 3 | 3 | 0 | Schilde |
| 81 | 76 | 39 | 40 | 63 | 41 | 33 | 27 | 20 | 7 | 6 | 1 | 0 | Schoten |
| 35 | 18 | 20 | 17 | 5 | 10 | 11 | 6 | 3 | 2 | 0 | 0 | 0 | Stabroek |
| 7 | 14 | 5 | 4 | 2 | 3 | 5 | 5 | 1 | 4 | 1 | 1 | 0 | Wijnegem |
| 14 | 12 | 1 | 2 | 4 | 5 | 1 | 4 | 1 | 2 | 1 | 0 | 0 | Wommelgem |
| 51 | 45 | 34 | 39 | 29 | 29 | 21 | 14 | 10 | 7 | 1 | 0 | 1 | Wuustwezel |
| 14 | 6 | 11 | 3 | 7 | 9 | 3 | 5 | 3 | 0 | 0 | 0 | 0 | Zandhoven |
| 29 | 17 | 17 | 20 | 22 | 21 | 15 | 15 | 7 | 5 | 1 | 1 | 0 | Zoersel |
| 37 | 18 | 14 | 7 | 7 | 4 | 6 | 5 | 4 | 1 | 0 | 0 | 0 | Zwijndrecht |
| 468 | 370 | 237 | 180 | 135 | 125 | 116 | 86 | 51 | 31 | 26 | 3 | 0 | Arr. de Malines |
| 7 | 8 | 2 | 2 | 1 | 2 | 1 | 0 | 2 | 0 | 2 | 1 | 0 | Berlaar |
| 26 | 13 | 6 | 7 | 6 | 6 | 3 | 4 | 1 | 4 | 5 | 0 | 0 | Bonheiden |
| 17 | 8 | 11 | 6 | 7 | 6 | 5 | 4 | 1 | 1 | 2 | 0 | 0 | Bornem |
| 13 | 13 | 6 | 7 | 3 | 0 | 4 | 1 | 0 | 1 | 0 | 0 | 0 | Duffel |
| 29 | 22 | 7 | 10 | 4 | 2 | 2 | 4 | 5 | 2 | 2 | 1 | 0 | Heist-op-den-Berg |

Population au 1.1.2004

Population étrangère par groupe d'âges - par commune - Femmes (suite)

| | Total | Moins de 18 ans | De 18 à 64 ans | 65 ans et plus | Moins de 5 ans | De 5 à 9 ans | De 10 à 14 ans | De 15 à 19 ans | De 20 à 24 ans | De 25 à 29 ans | De 30 à 34 ans |
|--------------------------|---------------|-----------------|----------------|----------------|----------------|--------------|----------------|----------------|----------------|----------------|----------------|
| Lierre | 495 | 99 | 369 | 27 | 21 | 28 | 38 | 27 | 49 | 61 | 68 |
| Malines | 2.413 | 592 | 1.653 | 168 | 177 | 144 | 158 | 209 | 244 | 270 | 281 |
| Nijlen | 98 | 13 | 79 | 6 | 6 | 1 | 2 | 4 | 7 | 13 | 17 |
| Putte | 84 | 13 | 65 | 6 | 3 | 4 | 5 | 1 | 5 | 12 | 12 |
| Puurs | 83 | 16 | 62 | 5 | 3 | 8 | 4 | 4 | 8 | 13 | 10 |
| Sint-Amands | 81 | 14 | 60 | 7 | 1 | 7 | 1 | 9 | 12 | 8 | 6 |
| Sint-Katelijne-Waver | 128 | 16 | 101 | 11 | 3 | 2 | 5 | 9 | 14 | 23 | 23 |
| Willebroek | 385 | 88 | 272 | 25 | 19 | 23 | 28 | 29 | 35 | 44 | 36 |
| Arr. de Turnhout | 9.792 | 1.721 | 7.022 | 1.049 | 502 | 484 | 491 | 414 | 502 | 784 | 1.054 |
| Arendonk | 532 | 115 | 380 | 37 | 38 | 28 | 31 | 28 | 30 | 57 | 61 |
| Baerle-Duc | 436 | 56 | 325 | 55 | 15 | 16 | 16 | 16 | 25 | 27 | 38 |
| Balen | 323 | 60 | 249 | 14 | 23 | 17 | 14 | 15 | 22 | 26 | 44 |
| Beerse | 266 | 52 | 189 | 25 | 10 | 18 | 12 | 15 | 9 | 17 | 28 |
| Dessel | 145 | 39 | 100 | 6 | 11 | 5 | 17 | 8 | 2 | 9 | 18 |
| Geel | 438 | 90 | 299 | 49 | 22 | 31 | 22 | 28 | 26 | 42 | 48 |
| Grobbendonk | 73 | 6 | 58 | 9 | 1 | 3 | 2 | 0 | 1 | 5 | 14 |
| Herentals | 278 | 44 | 210 | 24 | 10 | 12 | 12 | 16 | 23 | 41 | 38 |
| Herenthout | 32 | 3 | 27 | 2 | 0 | 2 | 0 | 2 | 7 | 1 | 5 |
| Herselt | 101 | 14 | 77 | 10 | 2 | 4 | 4 | 5 | 3 | 15 | 18 |
| Hoogstraten | 1.612 | 285 | 1.162 | 165 | 105 | 75 | 79 | 52 | 70 | 102 | 169 |
| Hulshout | 54 | 8 | 44 | 2 | 0 | 3 | 4 | 2 | 2 | 11 | 5 |
| Kasterlee | 193 | 28 | 134 | 31 | 6 | 8 | 11 | 7 | 7 | 20 | 18 |
| Laakdal | 93 | 24 | 65 | 4 | 4 | 6 | 8 | 7 | 7 | 14 | 9 |
| Lille | 123 | 17 | 92 | 14 | 2 | 8 | 4 | 5 | 5 | 8 | 19 |
| Meerhout | 63 | 7 | 51 | 5 | 1 | 3 | 1 | 3 | 7 | 2 | 5 |
| Merksplas | 172 | 27 | 136 | 9 | 13 | 3 | 10 | 5 | 7 | 22 | 15 |
| Mol | 783 | 143 | 584 | 56 | 38 | 48 | 35 | 44 | 45 | 82 | 89 |
| Olen | 92 | 24 | 64 | 4 | 5 | 8 | 6 | 9 | 8 | 6 | 12 |
| Oud-Turnhout | 565 | 75 | 365 | 125 | 17 | 22 | 28 | 12 | 18 | 27 | 31 |
| Ravels | 1.490 | 273 | 1.044 | 173 | 81 | 78 | 84 | 55 | 53 | 66 | 147 |
| Retie | 236 | 27 | 188 | 21 | 9 | 6 | 8 | 7 | 9 | 17 | 28 |
| Rijkevorsel | 142 | 31 | 100 | 11 | 9 | 9 | 6 | 8 | 7 | 12 | 19 |
| Turnhout | 1.154 | 205 | 796 | 153 | 64 | 50 | 57 | 50 | 83 | 124 | 131 |
| Vorselaar | 43 | 5 | 32 | 6 | 0 | 2 | 2 | 1 | 3 | 1 | 8 |
| Vosselaar | 194 | 40 | 128 | 26 | 12 | 13 | 11 | 7 | 6 | 11 | 18 |
| Westerlo | 159 | 23 | 123 | 13 | 4 | 6 | 7 | 7 | 17 | 19 | 19 |
| Prov. de Limbourg | 31.198 | 4.381 | 22.658 | 4.159 | 1.247 | 1.200 | 1.201 | 1.328 | 1.991 | 2.545 | 3.143 |
| Arr. de Hasselt | 10.874 | 1.088 | 7.910 | 1.876 | 250 | 306 | 312 | 434 | 849 | 1.002 | 1.007 |
| As | 188 | 24 | 140 | 24 | 8 | 7 | 6 | 12 | 9 | 10 | 14 |
| Beringen | 1.101 | 105 | 843 | 153 | 22 | 34 | 30 | 46 | 105 | 111 | 97 |
| Diepenbeek | 216 | 25 | 174 | 17 | 6 | 10 | 6 | 7 | 26 | 38 | 28 |
| Genk | 4.763 | 286 | 3.371 | 1.106 | 43 | 78 | 95 | 141 | 312 | 334 | 372 |
| Gingelom | 69 | 10 | 55 | 4 | 4 | 3 | 2 | 2 | 4 | 9 | 12 |
| Halen | 66 | 13 | 50 | 3 | 2 | 6 | 2 | 3 | 8 | 11 | 10 |
| Ham | 150 | 28 | 105 | 17 | 7 | 10 | 9 | 5 | 16 | 18 | 9 |
| Hasselt | 1.187 | 168 | 885 | 134 | 53 | 43 | 36 | 77 | 130 | 153 | 135 |
| Herck-la-Ville | 75 | 10 | 59 | 6 | 1 | 2 | 1 | 8 | 5 | 13 | 12 |
| Heusden-Zolder | 1.124 | 95 | 814 | 215 | 20 | 20 | 26 | 49 | 98 | 94 | 82 |
| Bourg-Léopold | 322 | 62 | 226 | 34 | 11 | 16 | 19 | 24 | 23 | 31 | 32 |
| Lummen | 114 | 15 | 89 | 10 | 3 | 5 | 7 | 0 | 9 | 17 | 18 |
| Nieuwerkerken | 33 | 10 | 21 | 2 | 2 | 3 | 3 | 3 | 1 | 7 | 4 |
| Opglabbeek | 239 | 31 | 187 | 21 | 7 | 8 | 12 | 4 | 14 | 20 | 37 |
| Saint-Trond | 436 | 91 | 312 | 33 | 29 | 23 | 26 | 25 | 35 | 69 | 56 |
| Tessenderlo | 162 | 19 | 127 | 16 | 5 | 5 | 7 | 6 | 21 | 19 | 26 |
| Zonhoven | 328 | 56 | 234 | 38 | 17 | 17 | 14 | 15 | 19 | 33 | 35 |
| Zutendaal | 301 | 40 | 218 | 43 | 10 | 16 | 11 | 7 | 14 | 15 | 28 |
| Arr. de Maaseik | 11.083 | 1.797 | 8.044 | 1.242 | 563 | 471 | 477 | 473 | 558 | 825 | 1.195 |
| Bocholt | 501 | 110 | 360 | 31 | 46 | 33 | 19 | 17 | 9 | 40 | 81 |
| Bree | 290 | 45 | 224 | 21 | 11 | 8 | 18 | 9 | 20 | 28 | 45 |
| Dilsen-Stokkem | 888 | 122 | 676 | 90 | 36 | 32 | 35 | 39 | 53 | 59 | 109 |
| Hamont-Achel | 1.647 | 283 | 1.129 | 235 | 93 | 72 | 67 | 77 | 59 | 114 | 143 |
| Hechtel-Eksel | 408 | 74 | 287 | 47 | 27 | 12 | 22 | 17 | 13 | 19 | 57 |
| Houthalen-Helchteren | 1.600 | 131 | 1.176 | 293 | 24 | 28 | 49 | 53 | 112 | 137 | 132 |

Population au 1.1.2004

| De 35 à 39 ans | De 40 à 44 ans | De 45 à 49 ans | De 50 à 54 ans | De 55 à 59 ans | De 60 à 64 ans | De 65 à 69 ans | De 70 à 74 ans | De 75 à 79 ans | De 80 à 84 ans | De 85 à 89 ans | De 90 à 94 ans | 95 ans et plus | |
|-------------------|-------------------|-------------------|----------------------|-------------------|----------------------|----------------------|----------------------|----------------------|-------------------|----------------------|-------------------|-------------------|--------------------------|
| 55 | 38 | 32 | 21 | 15 | 15 | 10 | 10 | 4 | 2 | 1 | 0 | 0 | Lierre |
| 220 | 184 | 121 | 97 | 74 | 66 | 74 | 42 | 29 | 15 | 7 | 1 | 0 | Malines |
| 15 | 13 | 9 | 2 | 1 | 2 | 1 | 1 | 1 | 1 | 2 | 0 | 0 | Nijlen |
| 10 | 9 | 8 | 2 | 4 | 3 | 0 | 4 | 2 | 0 | 0 | 0 | 0 | Putte |
| 8 | 10 | 5 | 3 | 2 | 0 | 1 | 2 | 1 | 0 | 1 | 0 | 0 | Puurs |
| 11 | 3 | 5 | 4 | 4 | 3 | 4 | 2 | 1 | 0 | 0 | 0 | 0 | Sint-Amands |
| 11 | 11 | 3 | 4 | 5 | 4 | 4 | 2 | 1 | 1 | 3 | 0 | 0 | Sint-Katelijne-Waver |
| 46 | 38 | 22 | 15 | 9 | 16 | 7 | 10 | 3 | 4 | 1 | 0 | 0 | Willebroek |
| 1.064 | 906 | 639 | 646 | 696 | 561 | 422 | 295 | 177 | 98 | 36 | 18 | 3 | Arr. de Turnhout |
| 47 | 59 | 31 | 33 | 35 | 17 | 15 | 7 | 7 | 3 | 4 | 1 | 0 | Arendonk |
| 53 | 45 | 30 | 35 | 36 | 29 | 18 | 23 | 6 | 6 | 1 | 1 | 0 | Baerle-Duc |
| 39 | 37 | 24 | 19 | 18 | 11 | 8 | 5 | 0 | 1 | 0 | 0 | 0 | Balen |
| 29 | 27 | 24 | 16 | 17 | 19 | 13 | 5 | 5 | 2 | 0 | 0 | 0 | Beerse |
| 25 | 8 | 11 | 8 | 11 | 6 | 1 | 3 | 1 | 0 | 1 | 0 | 0 | Dessel |
| 44 | 55 | 20 | 19 | 15 | 17 | 20 | 12 | 10 | 3 | 1 | 3 | 0 | Geel |
| 12 | 8 | 1 | 7 | 6 | 4 | 1 | 4 | 3 | 0 | 1 | 0 | 0 | Grobbendonk |
| 36 | 21 | 19 | 11 | 12 | 3 | 5 | 5 | 7 | 1 | 4 | 2 | 0 | Herentals |
| 3 | 2 | 3 | 1 | 3 | 1 | 0 | 1 | 0 | 1 | 0 | 0 | 0 | Herenthout |
| 15 | 10 | 4 | 3 | 5 | 3 | 2 | 4 | 3 | 0 | 0 | 1 | 0 | Herselt |
| 161 | 135 | 102 | 136 | 144 | 117 | 73 | 41 | 28 | 13 | 4 | 5 | 1 | Hoogstraten |
| 8 | 5 | 6 | 4 | 1 | 1 | 1 | 0 | 1 | 0 | 0 | 0 | 0 | Hulshout |
| 18 | 21 | 11 | 6 | 16 | 13 | 13 | 8 | 7 | 1 | 2 | 0 | 0 | Kasterlee |
| 9 | 8 | 8 | 2 | 4 | 3 | 1 | 1 | 0 | 2 | 0 | 0 | 0 | Laakdal |
| 16 | 13 | 10 | 8 | 7 | 4 | 5 | 3 | 3 | 1 | 1 | 1 | 0 | Lille |
| 6 | 9 | 8 | 6 | 5 | 2 | 3 | 2 | 0 | 0 | 0 | 0 | 0 | Meerhout |
| 22 | 21 | 15 | 10 | 14 | 6 | 4 | 1 | 3 | 0 | 1 | 0 | 0 | Merksplas |
| 85 | 79 | 56 | 45 | 41 | 40 | 18 | 21 | 14 | 3 | 0 | 0 | 0 | Mol |
| 9 | 11 | 5 | 2 | 4 | 3 | 0 | 2 | 1 | 0 | 1 | 0 | 0 | Olen |
| 49 | 42 | 27 | 47 | 74 | 46 | 62 | 34 | 15 | 10 | 3 | 1 | 0 | Oud-Turnhout |
| 168 | 131 | 107 | 121 | 126 | 100 | 72 | 54 | 22 | 18 | 3 | 3 | 1 | Ravels |
| 29 | 21 | 23 | 21 | 21 | 16 | 13 | 4 | 3 | 1 | 0 | 0 | 0 | Retie |
| 17 | 10 | 9 | 10 | 6 | 9 | 5 | 3 | 0 | 3 | 0 | 0 | 0 | Rijkevorsel |
| 113 | 84 | 59 | 61 | 55 | 70 | 56 | 41 | 29 | 20 | 7 | 0 | 0 | Turnhout |
| 7 | 7 | 3 | 3 | 0 | 0 | 4 | 1 | 0 | 1 | 0 | 0 | 0 | Vorselaar |
| 28 | 17 | 11 | 7 | 12 | 15 | 8 | 4 | 7 | 5 | 1 | 0 | 1 | Vosselaar |
| 16 | 20 | 12 | 5 | 8 | 6 | 1 | 6 | 2 | 3 | 1 | 0 | 0 | Westerlo |
| 3.190 | 2.777 | 2.416 | 2.221 | 2.059 | 1.721 | 1.458 | 1.203 | 810 | 453 | 154 | 66 | 15 | Prov. de Limbourg |
| 1.005 | 974 | 868 | 754 | 634 | 603 | 633 | 543 | 374 | 212 | 78 | 31 | 5 | Arr. de Hasselt |
| 16 | 33 | 22 | 12 | 9 | 6 | 8 | 5 | 5 | 3 | 2 | 1 | 0 | As |
| 108 | 87 | 105 | 78 | 70 | 55 | 53 | 41 | 38 | 11 | 7 | 3 | 0 | Beringen |
| 30 | 13 | 14 | 7 | 8 | 6 | 6 | 6 | 3 | 2 | 0 | 0 | 0 | Diepenbeek |
| 376 | 434 | 427 | 402 | 328 | 315 | 358 | 320 | 230 | 135 | 45 | 16 | 2 | Genk |
| 14 | 3 | 5 | 2 | 1 | 4 | 2 | 1 | 1 | 0 | 0 | 0 | 0 | Gingelom |
| 9 | 5 | 2 | 4 | 0 | 1 | 2 | 1 | 0 | 0 | 0 | 0 | 0 | Halen |
| 16 | 11 | 10 | 7 | 5 | 10 | 7 | 4 | 4 | 1 | 1 | 0 | 0 | Ham |
| 118 | 97 | 73 | 54 | 35 | 49 | 35 | 42 | 24 | 19 | 9 | 5 | 0 | Hasselt |
| 7 | 1 | 8 | 5 | 4 | 2 | 1 | 3 | 1 | 0 | 0 | 1 | 0 | Herck-la-Ville |
| 87 | 113 | 86 | 67 | 80 | 87 | 83 | 69 | 36 | 19 | 5 | 1 | 2 | Heusden-Zolder |
| 53 | 26 | 17 | 14 | 7 | 15 | 13 | 9 | 6 | 4 | 1 | 1 | 0 | Bourg-Léopold |
| 16 | 6 | 7 | 8 | 5 | 3 | 5 | 2 | 3 | 0 | 0 | 0 | 0 | Lummen |
| 1 | 3 | 1 | 2 | 0 | 1 | 1 | 0 | 0 | 1 | 0 | 0 | 0 | Nieuwerkerken |
| 28 | 33 | 9 | 15 | 18 | 13 | 6 | 4 | 4 | 6 | 1 | 0 | 0 | Opglabbeek |
| 42 | 28 | 18 | 27 | 13 | 12 | 14 | 10 | 4 | 3 | 1 | 1 | 0 | Saint-Trond |
| 8 | 14 | 8 | 11 | 11 | 5 | 8 | 2 | 4 | 2 | 0 | 0 | 0 | Tessenderlo |
| 42 | 31 | 27 | 15 | 19 | 6 | 14 | 8 | 4 | 5 | 4 | 2 | 1 | Zonhoven |
| 34 | 36 | 29 | 24 | 21 | 13 | 17 | 16 | 7 | 1 | 2 | 0 | 0 | Zutendaal |
| 1.184 | 1.006 | 808 | 827 | 832 | 622 | 445 | 356 | 237 | 134 | 46 | 19 | 5 | Arr. de Maaseik |
| 55 | 43 | 29 | 34 | 40 | 24 | 14 | 7 | 6 | 2 | 0 | 2 | 0 | Bocholt |
| 35 | 24 | 22 | 20 | 15 | 14 | 7 | 9 | 3 | 1 | 0 | 1 | 0 | Bree |
| 108 | 89 | 76 | 72 | 47 | 43 | 31 | 30 | 12 | 11 | 4 | 2 | 0 | Dilsen-Stokkem |
| 152 | 124 | 105 | 137 | 145 | 124 | 77 | 60 | 49 | 30 | 14 | 4 | 1 | Hamont-Achel |
| 47 | 38 | 21 | 27 | 36 | 25 | 17 | 10 | 13 | 6 | 1 | 0 | 0 | Hechtel-Eksel |
| 138 | 174 | 153 | 112 | 107 | 88 | 88 | 95 | 53 | 39 | 9 | 7 | 2 | Houthalen-Helchteren |

Population au 1.1.2004

Population étrangère par groupe d'âges - par commune - Femmes (suite)

| | Total | Moins de 18 ans | De 18 à 64 ans | 65 ans et plus | Moins de 5 ans | De 5 à 9 ans | De 10 à 14 ans | De 15 à 19 ans | De 20 à 24 ans | De 25 à 29 ans | De 30 à 34 ans |
|-----------------------------------|---------------|-----------------|----------------|----------------|----------------|--------------|----------------|----------------|----------------|----------------|----------------|
| Kinrooi | 776 | 176 | 552 | 48 | 50 | 56 | 45 | 36 | 26 | 52 | 93 |
| Lommel | 1.708 | 300 | 1.252 | 156 | 104 | 86 | 71 | 72 | 95 | 128 | 161 |
| Maaseik | 1.176 | 160 | 874 | 142 | 54 | 41 | 40 | 46 | 62 | 89 | 139 |
| Meeuwen-Gruitrode | 247 | 46 | 189 | 12 | 11 | 15 | 15 | 7 | 15 | 14 | 35 |
| Neerpelt | 1.067 | 203 | 754 | 110 | 54 | 49 | 64 | 53 | 46 | 78 | 96 |
| Overpelt | 464 | 87 | 338 | 39 | 30 | 27 | 18 | 24 | 26 | 45 | 60 |
| Peer | 311 | 60 | 233 | 18 | 23 | 12 | 14 | 23 | 22 | 22 | 44 |
| Arr. de Tongres | 9.241 | 1.496 | 6.704 | 1.041 | 434 | 423 | 412 | 421 | 584 | 718 | 941 |
| Alken | 72 | 6 | 60 | 6 | 2 | 1 | 3 | 4 | 9 | 8 | 10 |
| Bilzen | 712 | 149 | 520 | 43 | 41 | 46 | 43 | 34 | 50 | 63 | 96 |
| Looz | 94 | 17 | 67 | 10 | 2 | 5 | 7 | 4 | 3 | 6 | 11 |
| Heers | 57 | 17 | 36 | 4 | 9 | 2 | 4 | 3 | 1 | 6 | 8 |
| Herstappe | 0 | 0 | 0 | 0 | 0 | 0 | 0 | 0 | 0 | 0 | 0 |
| Hoeselt | 109 | 13 | 87 | 9 | 1 | 2 | 6 | 9 | 11 | 11 | 10 |
| Kortesseem | 58 | 3 | 50 | 5 | 0 | 2 | 1 | 2 | 6 | 9 | 7 |
| Lanaken | 2.860 | 524 | 2.025 | 311 | 177 | 152 | 117 | 127 | 186 | 193 | 271 |
| Maasmechelen | 3.243 | 354 | 2.370 | 519 | 91 | 101 | 109 | 120 | 173 | 252 | 329 |
| Riemst | 1.190 | 278 | 854 | 58 | 78 | 74 | 80 | 79 | 105 | 103 | 106 |
| Tongres | 342 | 45 | 260 | 37 | 13 | 12 | 10 | 17 | 19 | 30 | 41 |
| Fourons | 462 | 85 | 340 | 37 | 18 | 25 | 31 | 20 | 19 | 35 | 42 |
| Wellen | 42 | 5 | 35 | 2 | 2 | 1 | 1 | 2 | 2 | 2 | 10 |
| Prov. de Flandre orientale | 17.279 | 2.950 | 13.007 | 1.322 | 832 | 782 | 800 | 1.004 | 1.901 | 2.312 | 2.140 |
| Arr. d'Alost | 1.787 | 323 | 1.340 | 124 | 92 | 80 | 102 | 94 | 151 | 245 | 232 |
| Alost | 790 | 129 | 596 | 65 | 33 | 40 | 36 | 47 | 81 | 113 | 95 |
| Denderleeuw | 121 | 26 | 88 | 7 | 5 | 7 | 12 | 5 | 5 | 15 | 19 |
| Erpe-Mere | 76 | 20 | 52 | 4 | 6 | 3 | 8 | 4 | 8 | 9 | 10 |
| Grammont | 267 | 67 | 189 | 11 | 18 | 13 | 25 | 15 | 12 | 33 | 36 |
| Haaltert | 83 | 11 | 64 | 8 | 2 | 3 | 4 | 3 | 8 | 13 | 17 |
| Herzele | 38 | 6 | 30 | 2 | 3 | 0 | 2 | 3 | 1 | 4 | 5 |
| Lede | 42 | 0 | 37 | 5 | 0 | 0 | 0 | 0 | 6 | 7 | 6 |
| Ninove | 270 | 50 | 203 | 17 | 20 | 8 | 14 | 13 | 20 | 37 | 30 |
| Sint-Lievens-Houtem | 27 | 6 | 20 | 1 | 2 | 1 | 1 | 3 | 2 | 3 | 4 |
| Zottegem | 73 | 8 | 61 | 4 | 3 | 5 | 0 | 1 | 8 | 11 | 10 |
| Arr. de Termonde | 1.390 | 212 | 1.078 | 100 | 60 | 51 | 57 | 89 | 183 | 187 | 176 |
| Berlare | 42 | 1 | 38 | 3 | 1 | 0 | 0 | 1 | 2 | 6 | 11 |
| Buggenhout | 52 | 3 | 43 | 6 | 0 | 1 | 1 | 3 | 5 | 11 | 9 |
| Termonde | 321 | 53 | 244 | 24 | 8 | 13 | 16 | 26 | 38 | 38 | 45 |
| Hamme | 198 | 25 | 158 | 15 | 8 | 7 | 6 | 9 | 35 | 26 | 22 |
| Laarne | 50 | 8 | 38 | 4 | 6 | 0 | 0 | 3 | 1 | 7 | 10 |
| Lebbeke | 91 | 14 | 65 | 12 | 6 | 3 | 4 | 6 | 14 | 10 | 16 |
| Waasmunster | 81 | 15 | 63 | 3 | 1 | 6 | 4 | 7 | 9 | 12 | 5 |
| Wetteren | 167 | 22 | 135 | 10 | 6 | 4 | 7 | 11 | 25 | 21 | 17 |
| Wichelen | 43 | 9 | 33 | 1 | 4 | 2 | 0 | 4 | 2 | 8 | 7 |
| Zele | 345 | 62 | 261 | 22 | 20 | 15 | 19 | 19 | 52 | 48 | 34 |
| Arr. d'Eeklo | 780 | 73 | 601 | 106 | 17 | 23 | 19 | 27 | 47 | 89 | 104 |
| Assenede | 124 | 13 | 100 | 11 | 6 | 2 | 4 | 1 | 8 | 15 | 15 |
| Eeklo | 141 | 12 | 113 | 16 | 2 | 2 | 3 | 8 | 11 | 30 | 21 |
| Kaprijke | 36 | 5 | 27 | 4 | 2 | 2 | 0 | 1 | 2 | 4 | 3 |
| Maldegem | 142 | 8 | 115 | 19 | 4 | 3 | 0 | 6 | 10 | 10 | 25 |
| Sint-Laureins | 88 | 5 | 64 | 19 | 0 | 2 | 2 | 1 | 4 | 6 | 13 |
| Zelzate | 249 | 30 | 182 | 37 | 3 | 12 | 10 | 10 | 12 | 24 | 27 |
| Arr. de Gand | 9.128 | 1.488 | 6.950 | 690 | 422 | 410 | 395 | 497 | 1.119 | 1.341 | 1.130 |
| Aalter | 63 | 16 | 42 | 5 | 8 | 5 | 1 | 2 | 0 | 10 | 10 |
| De Pinte | 67 | 12 | 49 | 6 | 3 | 5 | 1 | 4 | 1 | 4 | 7 |
| Deinze | 205 | 37 | 150 | 18 | 10 | 13 | 6 | 9 | 19 | 34 | 30 |
| Destelbergen | 101 | 10 | 85 | 6 | 2 | 5 | 2 | 2 | 10 | 11 | 19 |
| Evergem | 188 | 17 | 152 | 19 | 6 | 4 | 4 | 6 | 13 | 19 | 35 |
| Gavere | 46 | 6 | 36 | 4 | 1 | 2 | 1 | 3 | 2 | 4 | 7 |
| Gand | 7.600 | 1.285 | 5.773 | 542 | 359 | 350 | 351 | 445 | 1.030 | 1.143 | 906 |
| Knesselare | 34 | 4 | 28 | 2 | 0 | 2 | 2 | 0 | 2 | 6 | 2 |
| Lochristi | 112 | 12 | 85 | 15 | 4 | 2 | 4 | 3 | 6 | 17 | 20 |
| Lovendegem | 66 | 8 | 49 | 9 | 2 | 3 | 0 | 4 | 3 | 9 | 13 |
| Melle | 75 | 13 | 56 | 6 | 3 | 2 | 6 | 4 | 5 | 12 | 10 |

Population au 1.1.2004

| De 35 à 39 ans | De 40 à 44 ans | De 45 à 49 ans | De 50 à 54 ans | De 55 à 59 ans | De 60 à 64 ans | De 65 à 69 ans | De 70 à 74 ans | De 75 à 79 ans | De 80 à 84 ans | De 85 à 89 ans | De 90 à 94 ans | 95 ans et plus | |
|----------------|----------------|----------------|----------------|----------------|----------------|----------------|----------------|----------------|----------------|----------------|----------------|----------------|-----------------------------------|
| 101 | 79 | 64 | 59 | 45 | 22 | 18 | 15 | 5 | 4 | 4 | 1 | 1 | Kinrooi |
| 190 | 161 | 125 | 119 | 146 | 94 | 63 | 41 | 31 | 16 | 2 | 2 | 1 | Lommel |
| 110 | 101 | 88 | 105 | 92 | 67 | 54 | 44 | 29 | 11 | 4 | 0 | 0 | Maaseik |
| 40 | 25 | 17 | 14 | 15 | 12 | 3 | 7 | 0 | 2 | 0 | 0 | 0 | Meeuwen-Gruitrode |
| 118 | 75 | 65 | 79 | 102 | 78 | 47 | 26 | 23 | 9 | 5 | 0 | 0 | Neerpelt |
| 53 | 40 | 24 | 33 | 31 | 14 | 18 | 9 | 8 | 3 | 1 | 0 | 0 | Overpelt |
| 37 | 33 | 19 | 16 | 11 | 17 | 8 | 3 | 5 | 0 | 2 | 0 | 0 | Peer |
| 1.001 | 797 | 740 | 640 | 593 | 496 | 380 | 304 | 199 | 107 | 30 | 16 | 5 | Arr. de Tongres |
| 8 | 5 | 6 | 4 | 3 | 3 | 0 | 2 | 1 | 2 | 1 | 0 | 0 | Alken |
| 95 | 57 | 46 | 39 | 31 | 28 | 17 | 12 | 8 | 4 | 2 | 0 | 0 | Bilzen |
| 18 | 3 | 9 | 4 | 7 | 5 | 2 | 0 | 3 | 2 | 0 | 2 | 1 | Looz |
| 7 | 9 | 3 | 0 | 0 | 1 | 2 | 1 | 1 | 0 | 0 | 0 | 0 | Heers |
| 0 | 0 | 0 | 0 | 0 | 0 | 0 | 0 | 0 | 0 | 0 | 0 | 0 | Herstappe |
| 17 | 11 | 3 | 10 | 3 | 6 | 3 | 4 | 1 | 1 | 0 | 0 | 0 | Hoeselt |
| 9 | 5 | 4 | 3 | 3 | 2 | 4 | 0 | 0 | 1 | 0 | 0 | 0 | Kortessem |
| 297 | 259 | 185 | 204 | 199 | 182 | 129 | 84 | 59 | 27 | 7 | 3 | 2 | Lanaken |
| 322 | 267 | 305 | 239 | 220 | 196 | 178 | 156 | 100 | 59 | 17 | 8 | 1 | Maasmechelen |
| 131 | 95 | 102 | 71 | 69 | 39 | 22 | 22 | 9 | 3 | 1 | 1 | 0 | Riemst |
| 37 | 33 | 33 | 22 | 25 | 13 | 13 | 9 | 8 | 4 | 1 | 1 | 1 | Tongres |
| 52 | 49 | 41 | 43 | 31 | 19 | 10 | 13 | 8 | 4 | 1 | 1 | 0 | Fourons |
| 8 | 4 | 3 | 1 | 2 | 2 | 0 | 1 | 1 | 0 | 0 | 0 | 0 | Wellen |
| 1.834 | 1.340 | 957 | 791 | 707 | 557 | 454 | 328 | 252 | 190 | 59 | 30 | 9 | Prov. de Flandre orientale |
| 213 | 157 | 101 | 68 | 70 | 58 | 42 | 33 | 22 | 20 | 5 | 2 | 0 | Arr. d'Alost |
| 82 | 58 | 48 | 28 | 33 | 31 | 21 | 18 | 9 | 13 | 3 | 1 | 0 | Alost |
| 11 | 15 | 4 | 4 | 10 | 2 | 3 | 2 | 1 | 1 | 0 | 0 | 0 | Denderleeuw |
| 10 | 6 | 0 | 3 | 2 | 3 | 2 | 0 | 2 | 0 | 0 | 0 | 0 | Erpe-Mere |
| 39 | 21 | 17 | 10 | 12 | 5 | 5 | 2 | 1 | 2 | 1 | 0 | 0 | Grammont |
| 10 | 8 | 1 | 4 | 1 | 1 | 0 | 4 | 2 | 1 | 0 | 1 | 0 | Haaltert |
| 6 | 5 | 4 | 1 | 1 | 1 | 0 | 0 | 1 | 1 | 0 | 0 | 0 | Herzele |
| 6 | 5 | 2 | 2 | 2 | 1 | 1 | 2 | 1 | 0 | 1 | 0 | 0 | Lede |
| 33 | 31 | 21 | 10 | 7 | 9 | 9 | 2 | 4 | 2 | 0 | 0 | 0 | Ninove |
| 2 | 2 | 0 | 4 | 1 | 1 | 0 | 1 | 0 | 0 | 0 | 0 | 0 | Sint-Lievens-Houtem |
| 14 | 6 | 4 | 2 | 1 | 4 | 1 | 2 | 1 | 0 | 0 | 0 | 0 | Zottegem |
| 151 | 98 | 70 | 77 | 51 | 40 | 29 | 24 | 26 | 16 | 3 | 1 | 1 | Arr. de Termonde |
| 8 | 4 | 1 | 2 | 1 | 2 | 0 | 0 | 0 | 2 | 1 | 0 | 0 | Berlare |
| 1 | 6 | 3 | 2 | 2 | 2 | 0 | 1 | 4 | 1 | 0 | 0 | 0 | Buggenhout |
| 35 | 27 | 18 | 12 | 14 | 7 | 8 | 4 | 8 | 3 | 1 | 0 | 0 | Termonde |
| 25 | 10 | 9 | 13 | 7 | 6 | 6 | 6 | 2 | 0 | 1 | 0 | 0 | Hamme |
| 7 | 4 | 2 | 4 | 0 | 2 | 0 | 1 | 1 | 2 | 0 | 0 | 0 | Laarne |
| 5 | 4 | 1 | 7 | 3 | 0 | 4 | 3 | 2 | 2 | 0 | 0 | 1 | Lebbeke |
| 9 | 6 | 6 | 4 | 3 | 6 | 0 | 0 | 2 | 1 | 0 | 0 | 0 | Waasmunster |
| 28 | 10 | 12 | 9 | 5 | 2 | 2 | 2 | 4 | 2 | 0 | 0 | 0 | Wetteren |
| 6 | 2 | 2 | 2 | 2 | 1 | 0 | 0 | 0 | 1 | 0 | 0 | 0 | Wichelen |
| 27 | 25 | 16 | 22 | 14 | 12 | 9 | 7 | 3 | 2 | 0 | 1 | 0 | Zele |
| 103 | 73 | 40 | 51 | 44 | 37 | 28 | 22 | 29 | 19 | 5 | 3 | 0 | Arr. d'Eeklo |
| 26 | 9 | 3 | 8 | 9 | 7 | 2 | 3 | 1 | 4 | 1 | 0 | 0 | Assenede |
| 13 | 11 | 7 | 10 | 6 | 1 | 3 | 3 | 6 | 2 | 1 | 1 | 0 | Eeklo |
| 4 | 5 | 4 | 2 | 2 | 1 | 0 | 0 | 3 | 1 | 0 | 0 | 0 | Kaprijke |
| 17 | 17 | 8 | 10 | 6 | 7 | 5 | 6 | 4 | 3 | 1 | 0 | 0 | Maldegem |
| 16 | 3 | 6 | 5 | 4 | 7 | 6 | 2 | 4 | 5 | 0 | 2 | 0 | Sint-Laureins |
| 27 | 28 | 12 | 16 | 17 | 14 | 12 | 8 | 11 | 4 | 2 | 0 | 0 | Zelzate |
| 928 | 681 | 484 | 390 | 356 | 285 | 247 | 180 | 120 | 90 | 34 | 15 | 4 | Arr. de Gand |
| 8 | 9 | 1 | 2 | 1 | 1 | 1 | 1 | 1 | 2 | 0 | 0 | 0 | Aalter |
| 8 | 9 | 4 | 6 | 5 | 4 | 2 | 0 | 3 | 1 | 0 | 0 | 0 | De Pinte |
| 26 | 14 | 12 | 5 | 6 | 3 | 3 | 4 | 4 | 3 | 1 | 2 | 1 | Deinze |
| 14 | 9 | 8 | 6 | 2 | 5 | 2 | 2 | 1 | 1 | 0 | 0 | 0 | Destelbergen |
| 32 | 14 | 11 | 7 | 8 | 10 | 8 | 4 | 4 | 3 | 0 | 0 | 0 | Evergem |
| 9 | 6 | 3 | 2 | 1 | 1 | 0 | 0 | 1 | 2 | 1 | 0 | 0 | Gavere |
| 696 | 537 | 403 | 321 | 294 | 223 | 211 | 149 | 90 | 58 | 25 | 8 | 1 | Gand |
| 10 | 5 | 1 | 2 | 0 | 0 | 1 | 0 | 0 | 1 | 0 | 0 | 0 | Knesselare |
| 7 | 13 | 10 | 2 | 6 | 3 | 0 | 7 | 3 | 1 | 3 | 1 | 0 | Lochristi |
| 6 | 2 | 2 | 7 | 3 | 3 | 1 | 2 | 1 | 3 | 1 | 1 | 0 | Lovendegem |
| 8 | 5 | 7 | 1 | 0 | 6 | 1 | 1 | 0 | 2 | 1 | 1 | 0 | Melle |

Population au 1.1.2004

Population étrangère par groupe d'âges - par commune - Femmes (suite)

| | Total | Moins de 18 ans | De 18 à 64 ans | 65 ans et plus | Moins de 5 ans | De 5 à 9 ans | De 10 à 14 ans | De 15 à 19 ans | De 20 à 24 ans | De 25 à 29 ans | De 30 à 34 ans |
|---------------------------------|---------------|-----------------|----------------|----------------|----------------|--------------|----------------|----------------|----------------|----------------|----------------|
| Merelbeke | 114 | 21 | 82 | 11 | 6 | 6 | 6 | 5 | 7 | 14 | 10 |
| Moerbeke | 71 | 6 | 55 | 10 | 2 | 2 | 2 | 0 | 1 | 9 | 10 |
| Nazareth | 55 | 8 | 40 | 7 | 4 | 0 | 1 | 3 | 1 | 8 | 4 |
| Nevele | 30 | 2 | 26 | 2 | 2 | 0 | 0 | 0 | 0 | 5 | 5 |
| Oosterzele | 28 | 3 | 24 | 1 | 1 | 2 | 0 | 0 | 1 | 4 | 3 |
| Sint-Martens-Latem | 92 | 7 | 74 | 11 | 1 | 1 | 4 | 1 | 3 | 9 | 17 |
| Waarschoot | 22 | 8 | 14 | 0 | 3 | 3 | 2 | 1 | 1 | 2 | 3 |
| Wachtebeke | 76 | 6 | 60 | 10 | 2 | 3 | 0 | 2 | 4 | 9 | 13 |
| Zomergem | 26 | 2 | 22 | 2 | 1 | 0 | 1 | 0 | 2 | 4 | 1 |
| Zulte | 57 | 5 | 48 | 4 | 2 | 0 | 1 | 3 | 8 | 8 | 5 |
| Arr. d'Audenarde | 879 | 161 | 637 | 81 | 46 | 37 | 45 | 46 | 65 | 89 | 108 |
| Brakel | 50 | 3 | 44 | 3 | 0 | 1 | 1 | 1 | 3 | 6 | 11 |
| Horebeke | 5 | 0 | 4 | 1 | 0 | 0 | 0 | 0 | 0 | 2 | 1 |
| Kluisbergen | 29 | 4 | 24 | 1 | 1 | 1 | 0 | 2 | 2 | 4 | 6 |
| Kruishoutem | 33 | 9 | 21 | 3 | 2 | 3 | 3 | 2 | 2 | 2 | 4 |
| Lierde | 17 | 5 | 11 | 1 | 2 | 0 | 1 | 2 | 1 | 4 | 3 |
| Maarkedal | 24 | 3 | 17 | 4 | 0 | 1 | 1 | 1 | 0 | 1 | 1 |
| Audenarde | 177 | 34 | 131 | 12 | 12 | 3 | 13 | 9 | 13 | 16 | 20 |
| Renaix | 485 | 100 | 333 | 52 | 27 | 28 | 26 | 28 | 41 | 49 | 49 |
| Wortegem-Petegem | 17 | 2 | 15 | 0 | 2 | 0 | 0 | 0 | 0 | 3 | 6 |
| Zingem | 20 | 0 | 18 | 2 | 0 | 0 | 0 | 0 | 1 | 2 | 2 |
| Zwalm | 22 | 1 | 19 | 2 | 0 | 0 | 0 | 1 | 2 | 0 | 5 |
| Arr. de Saint-Nicolas | 3.315 | 693 | 2.401 | 221 | 195 | 181 | 182 | 251 | 336 | 361 | 390 |
| Beveren | 317 | 45 | 246 | 26 | 12 | 11 | 16 | 15 | 25 | 37 | 48 |
| Kruikebeke | 106 | 18 | 81 | 7 | 3 | 4 | 5 | 9 | 8 | 14 | 12 |
| Lokeren | 959 | 262 | 646 | 51 | 70 | 66 | 72 | 95 | 105 | 101 | 85 |
| Sint-Gillis-Waas | 181 | 22 | 145 | 14 | 5 | 4 | 5 | 13 | 12 | 18 | 24 |
| Saint-Nicolas | 1.097 | 230 | 796 | 71 | 73 | 61 | 55 | 76 | 137 | 129 | 139 |
| Stekene | 224 | 14 | 177 | 33 | 3 | 5 | 3 | 9 | 12 | 14 | 28 |
| Tamise | 431 | 102 | 310 | 19 | 29 | 30 | 26 | 34 | 37 | 48 | 54 |
| Prov. de Brabant flamand | 30.146 | 5.865 | 22.256 | 2.025 | 1.516 | 1.711 | 1.684 | 1.635 | 2.470 | 2.863 | 3.256 |
| Arr. de Hal-Vilvorde | 19.852 | 3.962 | 14.368 | 1.522 | 942 | 1.165 | 1.200 | 1.108 | 1.260 | 1.465 | 1.945 |
| Affligem | 88 | 11 | 70 | 7 | 4 | 1 | 4 | 2 | 7 | 12 | 14 |
| Asse | 636 | 130 | 480 | 26 | 42 | 27 | 35 | 49 | 54 | 83 | 73 |
| Beersel | 679 | 110 | 514 | 55 | 13 | 34 | 33 | 38 | 32 | 35 | 80 |
| Biéville | 15 | 1 | 11 | 3 | 0 | 0 | 1 | 0 | 0 | 1 | 2 |
| Dilbeek | 883 | 109 | 689 | 85 | 25 | 35 | 27 | 41 | 61 | 82 | 127 |
| Drogenbos | 249 | 40 | 183 | 26 | 11 | 10 | 8 | 14 | 12 | 27 | 24 |
| Gammerages | 42 | 7 | 33 | 2 | 2 | 3 | 1 | 1 | 1 | 4 | 6 |
| Gooik | 31 | 2 | 25 | 4 | 1 | 1 | 0 | 0 | 1 | 3 | 6 |
| Grimbergen | 901 | 118 | 678 | 105 | 38 | 22 | 33 | 33 | 79 | 93 | 126 |
| Hal | 650 | 131 | 469 | 50 | 26 | 39 | 44 | 35 | 42 | 71 | 73 |
| Herne | 41 | 8 | 29 | 4 | 2 | 3 | 2 | 3 | 1 | 3 | 9 |
| Hoeilaart | 743 | 180 | 519 | 44 | 51 | 56 | 51 | 46 | 37 | 32 | 60 |
| Kampenhout | 164 | 27 | 122 | 15 | 7 | 5 | 8 | 11 | 7 | 12 | 12 |
| Kapelle-op-den-Bos | 50 | 6 | 41 | 3 | 1 | 2 | 3 | 1 | 4 | 3 | 9 |
| Kraainem | 1.697 | 414 | 1.177 | 106 | 86 | 141 | 126 | 105 | 116 | 67 | 105 |
| Lennik | 66 | 9 | 52 | 5 | 4 | 3 | 1 | 2 | 3 | 6 | 17 |
| Liedekerke | 84 | 19 | 64 | 1 | 3 | 7 | 4 | 7 | 1 | 12 | 15 |
| Linkebeek | 217 | 39 | 159 | 19 | 10 | 12 | 10 | 14 | 9 | 18 | 16 |
| Londerzeel | 113 | 19 | 83 | 11 | 3 | 2 | 10 | 6 | 6 | 11 | 15 |
| Machelen | 460 | 67 | 360 | 33 | 13 | 18 | 18 | 27 | 28 | 47 | 59 |
| Meise | 292 | 50 | 225 | 17 | 13 | 12 | 15 | 16 | 20 | 25 | 38 |
| Merchtem | 134 | 23 | 102 | 9 | 8 | 5 | 7 | 5 | 6 | 19 | 15 |
| Opwijk | 64 | 13 | 49 | 2 | 2 | 5 | 3 | 4 | 5 | 9 | 7 |
| Overijse | 2.367 | 609 | 1.615 | 143 | 152 | 162 | 207 | 145 | 114 | 102 | 164 |
| Pepingen | 23 | 3 | 17 | 3 | 0 | 0 | 2 | 2 | 0 | 1 | 5 |
| Roosdaal | 57 | 11 | 45 | 1 | 2 | 3 | 2 | 4 | 3 | 5 | 8 |
| Rhode-Saint-Genèse | 1.468 | 385 | 1.001 | 82 | 80 | 116 | 129 | 91 | 80 | 79 | 102 |
| Sint-Pieters-Leeuw | 1.168 | 178 | 891 | 99 | 35 | 53 | 59 | 58 | 95 | 87 | 131 |
| Steenokkerzeel | 184 | 27 | 143 | 14 | 5 | 10 | 5 | 13 | 8 | 13 | 25 |
| Ternat | 121 | 18 | 94 | 9 | 5 | 4 | 7 | 6 | 8 | 12 | 21 |
| Vilvorde | 1.830 | 252 | 1.307 | 271 | 73 | 66 | 66 | 91 | 135 | 182 | 196 |

Population au 1.1.2004

| De 35 à 39 ans | De 40 à 44 ans | De 45 à 49 ans | De 50 à 54 ans | De 55 à 59 ans | De 60 à 64 ans | De 65 à 69 ans | De 70 à 74 ans | De 75 à 79 ans | De 80 à 84 ans | De 85 à 89 ans | De 90 à 94 ans | 95 ans et plus | |
|-------------------|-------------------|-------------------|----------------------|-------------------|----------------------|----------------------|----------------------|----------------------|-------------------|----------------------|-------------------|-------------------|---------------------------------|
| 23 | 11 | 4 | 4 | 4 | 3 | 3 | 2 | 2 | 4 | 0 | 0 | 0 | Merelbeke |
| 10 | 7 | 3 | 7 | 4 | 4 | 4 | 1 | 2 | 3 | 0 | 0 | 0 | Moerbeke |
| 13 | 6 | 4 | 2 | 1 | 1 | 2 | 1 | 2 | 1 | 0 | 1 | 0 | Nazareth |
| 7 | 3 | 0 | 2 | 1 | 3 | 0 | 0 | 0 | 0 | 1 | 0 | 1 | Nevele |
| 8 | 6 | 1 | 0 | 1 | 0 | 0 | 0 | 0 | 0 | 1 | 0 | 0 | Oosterzele |
| 14 | 10 | 3 | 4 | 8 | 6 | 4 | 3 | 2 | 0 | 0 | 1 | 1 | Sint-Martens-Latem |
| 2 | 2 | 1 | 1 | 0 | 1 | 0 | 0 | 0 | 0 | 0 | 0 | 0 | Waarschoot |
| 8 | 5 | 2 | 8 | 7 | 3 | 1 | 2 | 3 | 4 | 0 | 0 | 0 | Wachtebeke |
| 8 | 3 | 2 | 0 | 1 | 1 | 1 | 0 | 0 | 1 | 0 | 0 | 0 | Zomergem |
| 11 | 5 | 2 | 1 | 3 | 4 | 2 | 1 | 1 | 0 | 0 | 0 | 0 | Zulte |
| 105 | 81 | 63 | 51 | 43 | 19 | 23 | 19 | 17 | 11 | 6 | 4 | 1 | Arr. d'Audenarde |
| 11 | 7 | 2 | 2 | 2 | 0 | 0 | 2 | 0 | 1 | 0 | 0 | 0 | Brakel |
| 0 | 1 | 0 | 0 | 0 | 0 | 0 | 0 | 0 | 0 | 1 | 0 | 0 | Horebeke |
| 4 | 1 | 1 | 3 | 1 | 2 | 0 | 0 | 1 | 0 | 0 | 0 | 0 | Kluisbergen |
| 2 | 4 | 4 | 1 | 1 | 0 | 2 | 0 | 0 | 1 | 0 | 0 | 0 | Kruishoutem |
| 0 | 1 | 1 | 1 | 0 | 0 | 1 | 0 | 0 | 0 | 0 | 0 | 0 | Lierde |
| 3 | 4 | 1 | 4 | 1 | 2 | 0 | 1 | 2 | 0 | 0 | 1 | 0 | Maarkedal |
| 22 | 20 | 10 | 12 | 11 | 4 | 3 | 1 | 4 | 2 | 0 | 2 | 0 | Audenarde |
| 54 | 37 | 38 | 21 | 24 | 11 | 15 | 14 | 9 | 7 | 5 | 1 | 1 | Renaix |
| 2 | 2 | 0 | 2 | 0 | 0 | 0 | 0 | 0 | 0 | 0 | 0 | 0 | Wortegem-Petegem |
| 4 | 1 | 4 | 3 | 1 | 0 | 1 | 0 | 1 | 0 | 0 | 0 | 0 | Zingem |
| 3 | 3 | 2 | 2 | 2 | 0 | 1 | 1 | 0 | 0 | 0 | 0 | 0 | Zwalm |
| 334 | 250 | 199 | 154 | 143 | 118 | 85 | 50 | 38 | 34 | 6 | 5 | 3 | Arr. de Saint-Nicolas |
| 43 | 28 | 16 | 13 | 16 | 11 | 8 | 5 | 7 | 5 | 1 | 0 | 0 | Beveren |
| 16 | 7 | 9 | 6 | 2 | 4 | 2 | 1 | 2 | 1 | 0 | 1 | 0 | Kruikeke |
| 91 | 58 | 52 | 42 | 38 | 33 | 26 | 8 | 9 | 6 | 1 | 0 | 1 | Lokeren |
| 20 | 26 | 8 | 10 | 14 | 8 | 5 | 1 | 2 | 5 | 0 | 1 | 0 | Sint-Gillis-Waas |
| 97 | 78 | 62 | 51 | 41 | 27 | 25 | 19 | 10 | 11 | 3 | 2 | 1 | Saint-Nicolas |
| 32 | 21 | 22 | 9 | 15 | 18 | 13 | 11 | 3 | 5 | 0 | 0 | 1 | Stekene |
| 35 | 32 | 30 | 23 | 17 | 17 | 6 | 5 | 5 | 1 | 1 | 1 | 0 | Tamise |
| 3.486 | 3.016 | 2.265 | 1.750 | 1.439 | 1.030 | 719 | 531 | 411 | 238 | 74 | 40 | 12 | Prov. de Brabant flamand |
| 2.384 | 2.183 | 1.650 | 1.258 | 1.034 | 736 | 539 | 392 | 318 | 179 | 52 | 33 | 9 | Arr. de Hal-Vilvorde |
| 11 | 9 | 6 | 4 | 5 | 2 | 2 | 0 | 1 | 0 | 3 | 1 | 0 | Affligem |
| 75 | 64 | 43 | 29 | 21 | 15 | 9 | 6 | 8 | 2 | 1 | 0 | 0 | Asse |
| 99 | 102 | 56 | 46 | 33 | 23 | 15 | 15 | 12 | 7 | 2 | 3 | 1 | Beersel |
| 2 | 3 | 0 | 2 | 1 | 0 | 1 | 0 | 1 | 0 | 1 | 0 | 0 | Biévène |
| 123 | 105 | 58 | 48 | 43 | 23 | 18 | 24 | 21 | 16 | 2 | 3 | 1 | Dilbeek |
| 34 | 25 | 28 | 12 | 10 | 8 | 9 | 10 | 3 | 1 | 1 | 1 | 1 | Drogenbos |
| 8 | 6 | 2 | 3 | 1 | 2 | 1 | 0 | 1 | 0 | 0 | 0 | 0 | Gammerages |
| 6 | 6 | 2 | 1 | 0 | 0 | 1 | 1 | 2 | 0 | 0 | 0 | 0 | Gooik |
| 94 | 80 | 69 | 50 | 51 | 28 | 30 | 32 | 18 | 20 | 5 | 0 | 0 | Grimbergen |
| 70 | 64 | 49 | 31 | 31 | 25 | 19 | 9 | 11 | 7 | 2 | 2 | 0 | Hal |
| 6 | 1 | 1 | 2 | 3 | 1 | 3 | 0 | 1 | 0 | 0 | 0 | 0 | Herne |
| 99 | 86 | 67 | 52 | 40 | 22 | 18 | 14 | 7 | 4 | 0 | 1 | 0 | Hoeilaart |
| 26 | 18 | 23 | 7 | 6 | 7 | 4 | 4 | 6 | 1 | 0 | 0 | 0 | Kampenhout |
| 8 | 4 | 5 | 3 | 3 | 1 | 2 | 1 | 0 | 0 | 0 | 0 | 0 | Kapelle-op-den-Bos |
| 176 | 208 | 152 | 134 | 101 | 74 | 38 | 22 | 25 | 17 | 2 | 2 | 0 | Kraainem |
| 12 | 4 | 2 | 4 | 2 | 1 | 1 | 2 | 0 | 0 | 1 | 1 | 0 | Lennik |
| 14 | 13 | 5 | 1 | 1 | 0 | 0 | 0 | 0 | 0 | 1 | 0 | 0 | Liedekerke |
| 33 | 22 | 24 | 10 | 13 | 7 | 3 | 9 | 3 | 1 | 2 | 0 | 1 | Linkebeek |
| 21 | 13 | 7 | 2 | 4 | 2 | 6 | 2 | 2 | 1 | 0 | 0 | 0 | Londerzeel |
| 62 | 43 | 37 | 31 | 25 | 19 | 9 | 14 | 7 | 1 | 1 | 1 | 0 | Machelen |
| 42 | 28 | 21 | 19 | 17 | 9 | 7 | 5 | 2 | 1 | 1 | 1 | 0 | Meise |
| 20 | 16 | 3 | 7 | 8 | 6 | 2 | 4 | 2 | 1 | 0 | 0 | 0 | Merchtem |
| 15 | 4 | 5 | 1 | 2 | 0 | 2 | 0 | 0 | 0 | 0 | 0 | 0 | Opwijk |
| 261 | 271 | 216 | 181 | 135 | 114 | 68 | 28 | 24 | 11 | 5 | 5 | 2 | Overijse |
| 3 | 1 | 2 | 3 | 1 | 0 | 2 | 0 | 1 | 0 | 0 | 0 | 0 | Pepingen |
| 15 | 6 | 4 | 1 | 2 | 1 | 0 | 1 | 0 | 0 | 0 | 0 | 0 | Roosdaal |
| 177 | 160 | 125 | 104 | 81 | 62 | 24 | 22 | 24 | 9 | 3 | 0 | 0 | Rhode-Saint-Genèse |
| 155 | 137 | 90 | 61 | 62 | 46 | 41 | 25 | 19 | 9 | 4 | 1 | 0 | Sint-Pieters-Leeuw |
| 28 | 20 | 26 | 6 | 8 | 3 | 5 | 2 | 3 | 2 | 0 | 2 | 0 | Steenokkerzeel |
| 20 | 10 | 7 | 3 | 4 | 5 | 2 | 3 | 3 | 1 | 0 | 0 | 0 | Termaat |
| 170 | 176 | 138 | 119 | 81 | 66 | 88 | 79 | 61 | 31 | 9 | 2 | 1 | Vilvorde |

Population au 1.1.2004

Population étrangère par groupe d'âges - par commune - Femmes (suite)

| | Total | Moins de 18 ans | De 18 à 64 ans | 65 ans et plus | Moins de 5 ans | De 5 à 9 ans | De 10 à 14 ans | De 15 à 19 ans | De 20 à 24 ans | De 25 à 29 ans | De 30 à 34 ans |
|-------------------------------------|---------------|-----------------|----------------|----------------|----------------|--------------|----------------|----------------|----------------|----------------|----------------|
| Wemmel | 561 | 77 | 426 | 58 | 29 | 18 | 20 | 17 | 40 | 56 | 70 |
| Wezembeek-Oppeem | 1.398 | 382 | 934 | 82 | 84 | 136 | 111 | 96 | 77 | 53 | 78 |
| Zaventem | 2.181 | 467 | 1.598 | 116 | 106 | 150 | 143 | 118 | 155 | 181 | 211 |
| Zemst | 195 | 20 | 163 | 12 | 6 | 4 | 5 | 7 | 13 | 19 | 26 |
| Arr. de Louvain | 10.294 | 1.903 | 7.888 | 503 | 574 | 546 | 484 | 527 | 1.210 | 1.398 | 1.311 |
| Aarschot | 171 | 25 | 131 | 15 | 5 | 6 | 11 | 7 | 11 | 23 | 30 |
| Begijnendijk | 38 | 5 | 31 | 2 | 0 | 2 | 2 | 1 | 4 | 3 | 2 |
| Bekkevoort | 31 | 6 | 24 | 1 | 2 | 1 | 3 | 0 | 2 | 3 | 9 |
| Bertem | 268 | 71 | 189 | 8 | 16 | 28 | 16 | 13 | 18 | 13 | 27 |
| Bierbeek | 72 | 17 | 51 | 4 | 5 | 5 | 3 | 5 | 2 | 5 | 12 |
| Boortmeerbeek | 102 | 16 | 81 | 5 | 3 | 5 | 2 | 9 | 5 | 8 | 15 |
| Boutersem | 59 | 13 | 43 | 3 | 4 | 4 | 4 | 2 | 2 | 3 | 15 |
| Diest | 349 | 64 | 267 | 18 | 17 | 20 | 10 | 24 | 38 | 43 | 48 |
| Geetbets | 42 | 12 | 30 | 0 | 1 | 2 | 7 | 4 | 2 | 3 | 4 |
| Glabbek | 11 | 2 | 8 | 1 | 2 | 0 | 0 | 1 | 0 | 2 | 2 |
| Haacht | 78 | 7 | 66 | 5 | 2 | 2 | 1 | 4 | 3 | 9 | 25 |
| Herent | 201 | 29 | 153 | 19 | 9 | 10 | 6 | 7 | 14 | 27 | 35 |
| Hoegaarden | 34 | 6 | 27 | 1 | 3 | 1 | 1 | 3 | 3 | 4 | 4 |
| Holsbeek | 42 | 7 | 32 | 3 | 4 | 2 | 0 | 1 | 2 | 4 | 5 |
| Huldenberg | 282 | 72 | 192 | 18 | 22 | 19 | 22 | 15 | 10 | 16 | 28 |
| Keerbergen | 389 | 91 | 265 | 33 | 21 | 27 | 22 | 29 | 22 | 23 | 26 |
| Kortenaken | 39 | 7 | 28 | 4 | 2 | 1 | 1 | 3 | 1 | 1 | 12 |
| Kortenberg | 604 | 163 | 418 | 23 | 41 | 51 | 49 | 33 | 27 | 34 | 57 |
| Landen | 85 | 6 | 69 | 10 | 1 | 1 | 2 | 3 | 5 | 12 | 19 |
| Louvain | 3.872 | 420 | 3.342 | 110 | 186 | 104 | 82 | 135 | 845 | 942 | 632 |
| Lintier | 27 | 1 | 26 | 0 | 0 | 0 | 1 | 1 | 3 | 4 | 5 |
| Lubbeek | 94 | 10 | 78 | 6 | 2 | 3 | 2 | 4 | 7 | 11 | 13 |
| Oud-Heverlee | 134 | 28 | 102 | 4 | 7 | 7 | 7 | 11 | 7 | 13 | 19 |
| Rotselaar | 135 | 22 | 106 | 7 | 8 | 3 | 7 | 4 | 7 | 14 | 18 |
| Montaigu-Zichem | 122 | 23 | 92 | 7 | 5 | 9 | 6 | 7 | 6 | 20 | 18 |
| Tervuren | 2.387 | 646 | 1.581 | 160 | 169 | 194 | 185 | 162 | 120 | 86 | 139 |
| Tielt-Winge | 50 | 8 | 38 | 4 | 5 | 1 | 1 | 2 | 3 | 7 | 8 |
| Tirlemont | 358 | 75 | 268 | 15 | 21 | 19 | 19 | 26 | 36 | 49 | 53 |
| Tremelo | 184 | 45 | 124 | 15 | 9 | 15 | 12 | 11 | 3 | 9 | 24 |
| Léau | 34 | 6 | 26 | 2 | 2 | 4 | 0 | 0 | 2 | 7 | 7 |
| Prov. de Flandre occidentale | 10.201 | 1.596 | 7.325 | 1.280 | 459 | 429 | 445 | 479 | 916 | 1.264 | 1.194 |
| Arr. de Bruges | 2.594 | 312 | 1.951 | 331 | 96 | 74 | 69 | 111 | 249 | 393 | 318 |
| Beernem | 37 | 4 | 31 | 2 | 1 | 0 | 2 | 2 | 3 | 7 | 4 |
| Blankenberge | 213 | 31 | 145 | 37 | 5 | 5 | 11 | 13 | 11 | 23 | 27 |
| Bruges | 1.371 | 162 | 1.087 | 122 | 51 | 38 | 34 | 61 | 186 | 256 | 170 |
| Damme | 47 | 4 | 38 | 5 | 0 | 0 | 2 | 4 | 0 | 7 | 4 |
| Jabbeke | 72 | 10 | 56 | 6 | 4 | 2 | 4 | 2 | 8 | 7 | 8 |
| Knokke-Heist | 604 | 52 | 411 | 141 | 22 | 11 | 8 | 18 | 28 | 58 | 59 |
| Oostkamp | 77 | 11 | 61 | 5 | 3 | 3 | 3 | 2 | 3 | 11 | 20 |
| Torhout | 69 | 20 | 47 | 2 | 2 | 10 | 1 | 8 | 8 | 5 | 8 |
| Zedelgem | 93 | 16 | 66 | 11 | 7 | 4 | 4 | 1 | 2 | 17 | 17 |
| Zuienkerke | 11 | 2 | 9 | 0 | 1 | 1 | 0 | 0 | 0 | 2 | 1 |
| Arr. de Dixmude | 137 | 19 | 98 | 20 | 3 | 6 | 6 | 5 | 10 | 15 | 21 |
| Dixmude | 62 | 9 | 44 | 9 | 2 | 3 | 2 | 2 | 5 | 6 | 13 |
| Houthulst | 24 | 5 | 16 | 3 | 1 | 1 | 3 | 0 | 3 | 4 | 4 |
| Koekelare | 25 | 3 | 17 | 5 | 0 | 0 | 1 | 3 | 1 | 4 | 2 |
| Kortemark | 18 | 2 | 14 | 2 | 0 | 2 | 0 | 0 | 1 | 0 | 1 |
| Lo-Reninge | 8 | 0 | 7 | 1 | 0 | 0 | 0 | 0 | 0 | 1 | 1 |
| Arr. d'Ypres | 976 | 150 | 675 | 151 | 42 | 40 | 49 | 44 | 70 | 96 | 98 |
| Heuvelland | 194 | 41 | 128 | 25 | 14 | 10 | 8 | 15 | 11 | 11 | 13 |
| Ypres | 230 | 27 | 167 | 36 | 6 | 6 | 13 | 4 | 26 | 29 | 26 |
| Langemark-Poelkapelle | 28 | 6 | 20 | 2 | 1 | 1 | 4 | 2 | 4 | 1 | 5 |
| Messines | 54 | 11 | 36 | 7 | 2 | 1 | 6 | 6 | 5 | 4 | 1 |
| Poperinge | 165 | 25 | 110 | 30 | 5 | 12 | 6 | 6 | 9 | 16 | 20 |
| Vleteren | 16 | 1 | 14 | 1 | 0 | 0 | 1 | 0 | 0 | 3 | 2 |
| Wervik | 244 | 31 | 168 | 45 | 13 | 9 | 6 | 10 | 14 | 20 | 25 |
| Zonnebeke | 45 | 8 | 32 | 5 | 1 | 1 | 5 | 1 | 1 | 12 | 6 |

Population au 1.1.2004

| De 35 à 39 ans | De 40 à 44 ans | De 45 à 49 ans | De 50 à 54 ans | De 55 à 59 ans | De 60 à 64 ans | De 65 à 69 ans | De 70 à 74 ans | De 75 à 79 ans | De 80 à 84 ans | De 85 à 89 ans | De 90 à 94 ans | 95 ans et plus | |
|-------------------|-------------------|-------------------|----------------------|-------------------|----------------------|----------------------|----------------------|----------------------|-------------------|----------------------|-------------------|-------------------|-------------------------------------|
| 77 | 56 | 41 | 25 | 28 | 26 | 17 | 8 | 14 | 14 | 2 | 3 | 0 | Wemmel |
| 148 | 175 | 119 | 103 | 81 | 55 | 39 | 14 | 14 | 9 | 3 | 1 | 2 | Wezembeek-Oppem |
| 246 | 222 | 202 | 139 | 118 | 74 | 50 | 33 | 18 | 12 | 1 | 2 | 0 | Zaventem |
| 28 | 25 | 15 | 14 | 12 | 9 | 3 | 3 | 4 | 1 | 0 | 1 | 0 | Zemst |
| 1.102 | 833 | 615 | 492 | 405 | 294 | 180 | 139 | 93 | 59 | 22 | 7 | 3 | Arr. de Louvain |
| 20 | 16 | 7 | 7 | 10 | 3 | 3 | 3 | 6 | 2 | 1 | 0 | 0 | Aarschot |
| 9 | 5 | 4 | 2 | 1 | 1 | 0 | 1 | 1 | 0 | 0 | 0 | 0 | Begijnendijk |
| 6 | 2 | 1 | 1 | 0 | 0 | 0 | 0 | 0 | 0 | 0 | 1 | 0 | Bekkevoort |
| 33 | 32 | 21 | 21 | 14 | 8 | 2 | 2 | 2 | 2 | 0 | 0 | 0 | Bertem |
| 12 | 3 | 7 | 2 | 2 | 5 | 0 | 1 | 1 | 0 | 1 | 1 | 0 | Bierbeek |
| 12 | 13 | 5 | 7 | 8 | 5 | 1 | 2 | 1 | 1 | 0 | 0 | 0 | Boortmeerbeek |
| 11 | 4 | 3 | 2 | 1 | 1 | 2 | 0 | 1 | 0 | 0 | 0 | 0 | Boutersem |
| 36 | 34 | 17 | 20 | 8 | 16 | 5 | 5 | 4 | 3 | 1 | 0 | 0 | Diest |
| 7 | 3 | 2 | 4 | 2 | 1 | 0 | 0 | 0 | 0 | 0 | 0 | 0 | Geetbets |
| 1 | 1 | 0 | 1 | 0 | 0 | 0 | 0 | 1 | 0 | 0 | 0 | 0 | Glabbeek |
| 13 | 6 | 4 | 2 | 1 | 1 | 2 | 1 | 1 | 0 | 1 | 0 | 0 | Haacht |
| 23 | 17 | 10 | 7 | 9 | 8 | 5 | 5 | 4 | 3 | 1 | 0 | 1 | Herent |
| 4 | 4 | 2 | 1 | 1 | 2 | 0 | 0 | 0 | 0 | 1 | 0 | 0 | Hoegaarden |
| 6 | 5 | 4 | 3 | 2 | 1 | 1 | 0 | 1 | 0 | 1 | 0 | 0 | Holsbeek |
| 30 | 33 | 26 | 15 | 20 | 8 | 10 | 2 | 0 | 4 | 1 | 1 | 0 | Huldenberg |
| 33 | 33 | 27 | 36 | 36 | 21 | 14 | 10 | 4 | 3 | 2 | 0 | 0 | Keerbergen |
| 6 | 2 | 2 | 1 | 3 | 0 | 1 | 1 | 0 | 1 | 0 | 0 | 1 | Kortenaken |
| 83 | 61 | 63 | 35 | 24 | 23 | 13 | 6 | 1 | 3 | 0 | 0 | 0 | Kortenberg |
| 12 | 7 | 2 | 5 | 0 | 6 | 2 | 2 | 4 | 1 | 0 | 0 | 1 | Landen |
| 345 | 186 | 120 | 78 | 65 | 42 | 31 | 29 | 25 | 14 | 7 | 4 | 0 | Louvain |
| 4 | 4 | 2 | 2 | 1 | 0 | 0 | 0 | 0 | 0 | 0 | 0 | 0 | Linter |
| 12 | 9 | 11 | 9 | 1 | 4 | 3 | 1 | 2 | 0 | 0 | 0 | 0 | Lubbeek |
| 14 | 18 | 13 | 6 | 5 | 3 | 1 | 1 | 1 | 1 | 0 | 0 | 0 | Oud-Heverlee |
| 26 | 14 | 7 | 7 | 4 | 9 | 1 | 2 | 1 | 3 | 0 | 0 | 0 | Rotselaar |
| 17 | 13 | 7 | 3 | 1 | 3 | 1 | 2 | 2 | 2 | 0 | 0 | 0 | Montaigu-Zichem |
| 251 | 246 | 213 | 190 | 167 | 105 | 69 | 52 | 24 | 13 | 2 | 0 | 0 | Tervuren |
| 7 | 7 | 1 | 3 | 0 | 1 | 1 | 1 | 1 | 1 | 0 | 0 | 0 | Tielt-Winge |
| 44 | 29 | 16 | 11 | 12 | 8 | 6 | 3 | 4 | 0 | 2 | 0 | 0 | Tirlemont |
| 24 | 22 | 15 | 11 | 6 | 8 | 6 | 6 | 0 | 2 | 1 | 0 | 0 | Tremelo |
| 1 | 4 | 3 | 0 | 1 | 1 | 0 | 1 | 1 | 0 | 0 | 0 | 0 | Léau |
| 1.077 | 782 | 572 | 487 | 441 | 376 | 313 | 276 | 297 | 231 | 86 | 61 | 16 | Prov. de Flandre occidentale |
| 278 | 201 | 136 | 117 | 112 | 109 | 73 | 75 | 81 | 61 | 20 | 18 | 3 | Arr. de Bruges |
| 4 | 4 | 2 | 3 | 1 | 2 | 0 | 1 | 1 | 0 | 0 | 0 | 0 | Beernem |
| 19 | 21 | 15 | 10 | 10 | 6 | 10 | 4 | 9 | 11 | 2 | 1 | 0 | Blankenberge |
| 138 | 100 | 70 | 55 | 46 | 44 | 24 | 22 | 32 | 28 | 6 | 7 | 3 | Bruges |
| 9 | 6 | 3 | 3 | 2 | 2 | 1 | 1 | 1 | 1 | 1 | 0 | 0 | Damme |
| 12 | 4 | 2 | 5 | 2 | 6 | 3 | 3 | 0 | 0 | 0 | 0 | 0 | Jabbeke |
| 65 | 42 | 32 | 32 | 46 | 42 | 32 | 38 | 33 | 19 | 9 | 10 | 0 | Knokke-Heist |
| 12 | 8 | 2 | 2 | 2 | 1 | 0 | 2 | 2 | 1 | 0 | 0 | 0 | Oostkamp |
| 11 | 6 | 4 | 2 | 0 | 2 | 0 | 1 | 0 | 0 | 1 | 0 | 0 | Torhout |
| 7 | 9 | 5 | 4 | 2 | 3 | 3 | 3 | 3 | 1 | 1 | 0 | 0 | Zedelgem |
| 1 | 1 | 1 | 1 | 1 | 1 | 0 | 0 | 0 | 0 | 0 | 0 | 0 | Zuienkerke |
| 16 | 17 | 4 | 5 | 5 | 4 | 5 | 2 | 4 | 6 | 3 | 0 | 0 | Arr. de Dixmude |
| 8 | 5 | 1 | 2 | 2 | 2 | 1 | 1 | 2 | 3 | 2 | 0 | 0 | Dixmude |
| 2 | 3 | 0 | 0 | 0 | 0 | 1 | 1 | 0 | 1 | 0 | 0 | 0 | Houthulst |
| 3 | 4 | 1 | 0 | 1 | 0 | 2 | 0 | 1 | 1 | 1 | 0 | 0 | Koekelare |
| 2 | 3 | 1 | 3 | 1 | 2 | 1 | 0 | 1 | 0 | 0 | 0 | 0 | Kortemark |
| 1 | 2 | 1 | 0 | 1 | 0 | 0 | 0 | 0 | 1 | 0 | 0 | 0 | Lo-Reninge |
| 90 | 60 | 70 | 67 | 58 | 41 | 43 | 35 | 35 | 24 | 8 | 6 | 0 | Arr. d'Ypres |
| 20 | 18 | 17 | 14 | 14 | 4 | 9 | 5 | 6 | 1 | 3 | 1 | 0 | Heuvelland |
| 28 | 6 | 16 | 8 | 12 | 14 | 8 | 3 | 12 | 10 | 1 | 2 | 0 | Ypres |
| 1 | 2 | 2 | 0 | 2 | 1 | 2 | 0 | 0 | 0 | 0 | 0 | 0 | Langemark-Poelkapelle |
| 4 | 6 | 3 | 5 | 2 | 2 | 1 | 3 | 1 | 2 | 0 | 0 | 0 | Messines |
| 14 | 12 | 9 | 13 | 9 | 4 | 8 | 8 | 9 | 4 | 1 | 0 | 0 | Poperinge |
| 2 | 1 | 1 | 3 | 0 | 2 | 0 | 0 | 1 | 0 | 0 | 0 | 0 | Vleteren |
| 15 | 14 | 19 | 22 | 18 | 14 | 14 | 16 | 5 | 5 | 2 | 3 | 0 | Wervik |
| 6 | 1 | 3 | 2 | 1 | 0 | 1 | 0 | 1 | 2 | 1 | 0 | 0 | Zonnebeke |

Population au 1.1.2004

Population étrangère par groupe d'âges - par commune - Femmes (suite)

| | Total | Moins de 18 ans | De 18 à 64 ans | 65 ans et plus | Moins de 5 ans | De 5 à 9 ans | De 10 à 14 ans | De 15 à 19 ans | De 20 à 24 ans | De 25 à 29 ans | De 30 à 34 ans |
|--------------------------------|--------------|-----------------|----------------|----------------|----------------|--------------|----------------|----------------|----------------|----------------|----------------|
| Arr. de Courtrai | 2.998 | 551 | 2.112 | 335 | 153 | 165 | 158 | 150 | 299 | 370 | 346 |
| Anzegem | 22 | 0 | 20 | 2 | 0 | 0 | 0 | 0 | 0 | 5 | 5 |
| Avelgem | 50 | 4 | 43 | 3 | 0 | 0 | 2 | 3 | 6 | 9 | 4 |
| Deerlijk | 48 | 11 | 36 | 1 | 1 | 3 | 7 | 0 | 2 | 10 | 6 |
| Harelbeke | 153 | 28 | 119 | 6 | 9 | 11 | 3 | 10 | 15 | 25 | 21 |
| Courtrai | 1.237 | 247 | 886 | 104 | 76 | 75 | 69 | 59 | 160 | 158 | 144 |
| Kuurne | 69 | 14 | 49 | 6 | 2 | 4 | 5 | 5 | 5 | 7 | 7 |
| Lendeledede | 16 | 1 | 14 | 1 | 1 | 0 | 0 | 0 | 4 | 1 | 4 |
| Menin | 804 | 133 | 515 | 156 | 31 | 36 | 43 | 37 | 49 | 76 | 83 |
| Espierres-Helchin | 31 | 5 | 23 | 3 | 1 | 2 | 0 | 2 | 2 | 6 | 3 |
| Waregem | 291 | 54 | 213 | 24 | 15 | 19 | 15 | 17 | 33 | 39 | 34 |
| Wevelgem | 194 | 40 | 136 | 18 | 16 | 11 | 9 | 12 | 18 | 25 | 23 |
| Zwevegem | 83 | 14 | 58 | 11 | 1 | 4 | 5 | 5 | 5 | 9 | 12 |
| Arr. d'Ostende | 1.630 | 252 | 1.162 | 216 | 65 | 65 | 78 | 81 | 120 | 173 | 172 |
| Bredene | 146 | 25 | 105 | 16 | 5 | 8 | 10 | 3 | 9 | 13 | 16 |
| De Haan | 142 | 20 | 105 | 17 | 5 | 4 | 6 | 11 | 6 | 11 | 17 |
| Gistel | 45 | 8 | 34 | 3 | 4 | 3 | 0 | 3 | 2 | 9 | 6 |
| Ichtegem | 53 | 4 | 40 | 9 | 0 | 0 | 1 | 4 | 10 | 4 | 4 |
| Middelkerke | 150 | 20 | 106 | 24 | 3 | 6 | 7 | 9 | 9 | 14 | 14 |
| Ostende | 1.062 | 174 | 743 | 145 | 48 | 44 | 53 | 51 | 80 | 118 | 112 |
| Oudenburg | 32 | 1 | 29 | 2 | 0 | 0 | 1 | 0 | 4 | 4 | 3 |
| Arr. de Roulers | 643 | 112 | 476 | 55 | 44 | 24 | 28 | 37 | 72 | 77 | 91 |
| Hooglede | 25 | 2 | 20 | 3 | 1 | 0 | 1 | 1 | 2 | 1 | 3 |
| Ingelmunster | 47 | 8 | 37 | 2 | 3 | 3 | 1 | 2 | 8 | 6 | 4 |
| Izegem | 115 | 30 | 78 | 7 | 13 | 6 | 7 | 7 | 12 | 13 | 17 |
| Ledegem | 43 | 8 | 30 | 5 | 2 | 0 | 4 | 5 | 5 | 4 | 8 |
| Lichtervelde | 26 | 2 | 21 | 3 | 2 | 0 | 0 | 0 | 2 | 8 | 8 |
| Moorslede | 28 | 6 | 16 | 6 | 3 | 2 | 1 | 0 | 0 | 2 | 2 |
| Roulers | 339 | 56 | 255 | 28 | 20 | 13 | 14 | 20 | 41 | 41 | 46 |
| Staden | 20 | 0 | 19 | 1 | 0 | 0 | 0 | 2 | 2 | 2 | 3 |
| Arr. de Tielt | 389 | 85 | 275 | 29 | 29 | 24 | 17 | 22 | 45 | 53 | 53 |
| Ardoois | 32 | 2 | 26 | 4 | 1 | 0 | 0 | 1 | 2 | 5 | 4 |
| Dentergem | 33 | 8 | 25 | 0 | 7 | 1 | 0 | 0 | 3 | 6 | 5 |
| Meulebeke | 46 | 10 | 35 | 1 | 3 | 2 | 3 | 3 | 9 | 3 | 7 |
| Oostrozebeke | 39 | 8 | 30 | 1 | 2 | 0 | 5 | 2 | 7 | 5 | 8 |
| Pittem | 20 | 3 | 15 | 2 | 0 | 2 | 1 | 0 | 1 | 4 | 6 |
| Ruiselede | 19 | 6 | 12 | 1 | 1 | 3 | 1 | 1 | 1 | 3 | 3 |
| Tielt | 112 | 36 | 66 | 10 | 13 | 11 | 5 | 9 | 11 | 10 | 11 |
| Wielsbeke | 48 | 4 | 40 | 4 | 0 | 2 | 1 | 3 | 9 | 10 | 4 |
| Wingene | 40 | 8 | 26 | 6 | 2 | 3 | 1 | 3 | 2 | 7 | 5 |
| Arr. de Furnes | 834 | 115 | 576 | 143 | 27 | 31 | 40 | 29 | 51 | 87 | 95 |
| Alveringem | 37 | 7 | 26 | 4 | 0 | 2 | 3 | 3 | 2 | 4 | 6 |
| La Panne | 313 | 45 | 221 | 47 | 9 | 9 | 20 | 9 | 19 | 41 | 33 |
| Koksijde | 307 | 39 | 208 | 60 | 11 | 11 | 9 | 14 | 20 | 24 | 39 |
| Nieuport | 104 | 15 | 71 | 18 | 3 | 7 | 5 | 1 | 7 | 11 | 11 |
| Furnes | 73 | 9 | 50 | 14 | 4 | 2 | 3 | 2 | 3 | 7 | 6 |
| Rég. wallonne | 148.710 | 16.842 | 104.280 | 27.588 | 3.695 | 4.322 | 5.220 | 6.281 | 9.336 | 10.942 | 13.512 |
| Prov. de Brabant wallon | 14.723 | 2.543 | 10.788 | 1.392 | 618 | 760 | 727 | 729 | 1.124 | 1.190 | 1.495 |
| Arr. de Nivelles | 14.723 | 2.543 | 10.788 | 1.392 | 618 | 760 | 727 | 729 | 1.124 | 1.190 | 1.495 |
| Beauvechain | 122 | 11 | 103 | 8 | 1 | 2 | 5 | 6 | 5 | 8 | 19 |
| Braine-l'Alleud | 1.312 | 207 | 985 | 120 | 37 | 54 | 73 | 73 | 73 | 111 | 121 |
| Braine-le-Château | 270 | 24 | 207 | 39 | 5 | 7 | 8 | 9 | 21 | 21 | 32 |
| Chastre | 120 | 24 | 86 | 10 | 6 | 6 | 8 | 4 | 8 | 11 | 19 |
| Chaumont-Gistoux | 265 | 31 | 201 | 33 | 6 | 11 | 10 | 7 | 20 | 18 | 31 |
| Court-Saint-Etienne | 245 | 36 | 182 | 27 | 13 | 9 | 8 | 10 | 17 | 24 | 27 |
| Genappe | 319 | 35 | 242 | 42 | 5 | 6 | 13 | 15 | 16 | 22 | 26 |
| Grez-Doiceau | 354 | 60 | 269 | 25 | 19 | 11 | 18 | 17 | 21 | 24 | 51 |
| Hélécine | 53 | 11 | 38 | 4 | 5 | 2 | 3 | 1 | 5 | 2 | 8 |
| Incourt | 59 | 7 | 47 | 5 | 0 | 1 | 6 | 0 | 3 | 3 | 3 |
| Ittre | 139 | 17 | 107 | 15 | 1 | 10 | 2 | 6 | 10 | 7 | 14 |
| Jodoigne | 189 | 18 | 151 | 20 | 6 | 4 | 3 | 7 | 14 | 24 | 24 |
| La Hulpe | 554 | 140 | 375 | 39 | 44 | 46 | 28 | 33 | 24 | 16 | 53 |

Population au 1.1.2004

| De 35 à 39 ans | De 40 à 44 ans | De 45 à 49 ans | De 50 à 54 ans | De 55 à 59 ans | De 60 à 64 ans | De 65 à 69 ans | De 70 à 74 ans | De 75 à 79 ans | De 80 à 84 ans | De 85 à 89 ans | De 90 à 94 ans | 95 ans et plus | |
|-------------------|-------------------|-------------------|----------------------|-------------------|----------------------|----------------------|----------------------|----------------------|-------------------|----------------------|-------------------|-------------------|--------------------------------|
| 317 | 203 | 172 | 125 | 107 | 98 | 81 | 65 | 70 | 71 | 26 | 18 | 4 | Arr. de Courtrai |
| 4 | 0 | 1 | 0 | 1 | 4 | 1 | 0 | 1 | 0 | 0 | 0 | 0 | Anzegem |
| 7 | 10 | 3 | 2 | 0 | 1 | 0 | 0 | 2 | 1 | 0 | 0 | 0 | Avelgem |
| 8 | 5 | 1 | 2 | 0 | 2 | 0 | 0 | 0 | 1 | 0 | 0 | 0 | Deerlijk |
| 18 | 15 | 10 | 4 | 3 | 3 | 3 | 0 | 3 | 0 | 0 | 0 | 0 | Harelbeke |
| 142 | 78 | 69 | 47 | 31 | 25 | 25 | 21 | 16 | 28 | 8 | 3 | 3 | Courtrai |
| 6 | 7 | 3 | 6 | 3 | 3 | 2 | 2 | 0 | 2 | 0 | 0 | 0 | Kuurne |
| 2 | 0 | 1 | 0 | 2 | 0 | 0 | 0 | 0 | 1 | 0 | 0 | 0 | Lendeledede |
| 77 | 44 | 37 | 41 | 52 | 42 | 36 | 27 | 35 | 29 | 16 | 13 | 0 | Menin |
| 2 | 2 | 3 | 1 | 3 | 1 | 2 | 1 | 0 | 0 | 0 | 0 | 0 | Espierres-Helchin |
| 30 | 19 | 22 | 10 | 2 | 12 | 10 | 9 | 3 | 1 | 0 | 1 | 0 | Waregem |
| 14 | 15 | 15 | 8 | 6 | 4 | 1 | 1 | 8 | 5 | 1 | 1 | 1 | Wevelgem |
| 7 | 8 | 7 | 4 | 4 | 1 | 1 | 4 | 2 | 3 | 1 | 0 | 0 | Zwevegem |
| 182 | 138 | 105 | 89 | 80 | 66 | 52 | 45 | 53 | 36 | 17 | 7 | 6 | Arr. d'Ostende |
| 22 | 15 | 12 | 3 | 10 | 4 | 3 | 3 | 5 | 3 | 1 | 0 | 1 | Bredene |
| 12 | 8 | 10 | 7 | 18 | 10 | 3 | 3 | 7 | 1 | 2 | 0 | 1 | De Haan |
| 5 | 3 | 3 | 2 | 0 | 2 | 1 | 1 | 0 | 0 | 1 | 0 | 0 | Gistel |
| 9 | 3 | 4 | 3 | 1 | 1 | 3 | 3 | 2 | 1 | 0 | 0 | 0 | Ichtegem |
| 13 | 16 | 10 | 6 | 8 | 11 | 7 | 7 | 3 | 4 | 1 | 2 | 0 | Middelkerke |
| 114 | 89 | 63 | 67 | 40 | 38 | 34 | 28 | 36 | 27 | 12 | 4 | 4 | Ostende |
| 7 | 4 | 3 | 1 | 3 | 0 | 1 | 0 | 0 | 0 | 0 | 1 | 0 | Oudenburg |
| 68 | 57 | 26 | 22 | 25 | 17 | 13 | 14 | 13 | 9 | 2 | 2 | 2 | Arr. de Roulers |
| 2 | 8 | 0 | 0 | 0 | 3 | 0 | 1 | 1 | 1 | 0 | 0 | 0 | Hooglede |
| 4 | 4 | 2 | 2 | 4 | 2 | 1 | 1 | 0 | 0 | 0 | 0 | 0 | Ingelmunster |
| 10 | 9 | 4 | 3 | 4 | 3 | 1 | 1 | 4 | 1 | 0 | 0 | 0 | Izegem |
| 3 | 2 | 1 | 1 | 2 | 1 | 2 | 1 | 1 | 1 | 0 | 0 | 0 | Ledegem |
| 1 | 1 | 0 | 0 | 1 | 0 | 1 | 1 | 1 | 0 | 0 | 0 | 0 | Lichtervelde |
| 3 | 1 | 2 | 2 | 4 | 0 | 2 | 1 | 1 | 1 | 1 | 0 | 0 | Moorslede |
| 43 | 30 | 14 | 13 | 10 | 6 | 6 | 7 | 5 | 5 | 1 | 2 | 2 | Roulers |
| 2 | 2 | 3 | 1 | 0 | 2 | 0 | 1 | 0 | 0 | 0 | 0 | 0 | Staden |
| 45 | 33 | 12 | 10 | 10 | 7 | 7 | 12 | 5 | 4 | 0 | 1 | 0 | Arr. de Tielt |
| 7 | 3 | 1 | 2 | 2 | 0 | 0 | 3 | 1 | 0 | 0 | 0 | 0 | Ardooie |
| 3 | 3 | 1 | 0 | 3 | 1 | 0 | 0 | 0 | 0 | 0 | 0 | 0 | Dentergem |
| 4 | 3 | 3 | 1 | 2 | 2 | 1 | 0 | 0 | 0 | 0 | 0 | 0 | Meulebeke |
| 4 | 2 | 1 | 1 | 0 | 1 | 0 | 0 | 0 | 1 | 0 | 0 | 0 | Oostrozebeke |
| 1 | 0 | 0 | 2 | 0 | 1 | 1 | 0 | 0 | 0 | 0 | 1 | 0 | Pittem |
| 2 | 3 | 0 | 0 | 0 | 0 | 0 | 0 | 1 | 0 | 0 | 0 | 0 | Ruiselede |
| 16 | 12 | 2 | 1 | 1 | 0 | 2 | 5 | 1 | 2 | 0 | 0 | 0 | Tielt |
| 4 | 5 | 2 | 1 | 2 | 1 | 1 | 2 | 1 | 0 | 0 | 0 | 0 | Wielsbeke |
| 4 | 2 | 2 | 2 | 0 | 1 | 2 | 2 | 1 | 1 | 0 | 0 | 0 | Wingene |
| 81 | 73 | 47 | 52 | 44 | 34 | 39 | 28 | 36 | 20 | 10 | 9 | 1 | Arr. de Furnes |
| 3 | 3 | 1 | 3 | 2 | 1 | 0 | 1 | 2 | 1 | 0 | 0 | 0 | Alveringem |
| 27 | 35 | 23 | 14 | 16 | 11 | 18 | 10 | 12 | 5 | 1 | 1 | 0 | La Panne |
| 30 | 22 | 15 | 21 | 15 | 16 | 10 | 13 | 18 | 12 | 4 | 2 | 1 | Koksijde |
| 14 | 7 | 4 | 8 | 5 | 3 | 9 | 2 | 3 | 1 | 1 | 2 | 0 | Nieuport |
| 7 | 6 | 4 | 6 | 6 | 3 | 2 | 2 | 1 | 1 | 4 | 4 | 0 | Furnes |
| 14.734 | 13.644 | 12.127 | 10.650 | 9.171 | 7.488 | 7.627 | 7.294 | 6.310 | 4.102 | 1.364 | 707 | 184 | <i>Rég. wallonne</i> |
| 1.717 | 1.567 | 1.076 | 917 | 839 | 572 | 442 | 349 | 268 | 203 | 83 | 37 | 10 | Prov. de Brabant wallon |
| 1.717 | 1.567 | 1.076 | 917 | 839 | 572 | 442 | 349 | 268 | 203 | 83 | 37 | 10 | Arr. de Nivelles |
| 20 | 21 | 7 | 8 | 3 | 9 | 4 | 2 | 2 | 0 | 0 | 0 | 0 | Beauvechain |
| 170 | 157 | 96 | 92 | 76 | 59 | 42 | 35 | 20 | 12 | 4 | 6 | 1 | Braine-l'Alleud |
| 34 | 35 | 20 | 16 | 9 | 14 | 13 | 9 | 5 | 7 | 5 | 0 | 0 | Braine-le-Château |
| 16 | 7 | 15 | 4 | 4 | 2 | 6 | 3 | 1 | 0 | 0 | 0 | 0 | Chastre |
| 35 | 26 | 19 | 19 | 20 | 10 | 10 | 10 | 6 | 3 | 3 | 0 | 1 | Chaumont-Gistoux |
| 31 | 23 | 15 | 19 | 11 | 11 | 9 | 8 | 7 | 2 | 1 | 0 | 0 | Court-Saint-Etienne |
| 56 | 34 | 21 | 18 | 27 | 18 | 12 | 10 | 10 | 7 | 2 | 1 | 0 | Genappe |
| 40 | 34 | 29 | 30 | 23 | 12 | 11 | 1 | 2 | 4 | 4 | 3 | 0 | Grez-Doiceau |
| 5 | 7 | 4 | 2 | 3 | 2 | 2 | 1 | 1 | 0 | 0 | 0 | 0 | Hélicine |
| 10 | 10 | 9 | 4 | 4 | 1 | 1 | 1 | 2 | 0 | 0 | 1 | 0 | Incourt |
| 25 | 17 | 9 | 9 | 9 | 5 | 3 | 2 | 3 | 6 | 1 | 0 | 0 | Ittre |
| 21 | 19 | 10 | 20 | 10 | 7 | 7 | 3 | 6 | 2 | 1 | 0 | 1 | Jodoigne |
| 82 | 64 | 34 | 39 | 42 | 10 | 16 | 11 | 2 | 5 | 2 | 2 | 1 | La Hulpe |

Population au 1.1.2004

Population étrangère par groupe d'âges - par commune - Femmes (suite)

| | Total | Moins de 18 ans | De 18 à 64 ans | 65 ans et plus | Moins de 5 ans | De 5 à 9 ans | De 10 à 14 ans | De 15 à 19 ans | De 20 à 24 ans | De 25 à 29 ans | De 30 à 34 ans |
|----------------------------|---------------|-----------------|----------------|----------------|----------------|--------------|----------------|----------------|----------------|----------------|----------------|
| Lasne | 885 | 205 | 621 | 59 | 43 | 71 | 71 | 41 | 39 | 39 | 56 |
| Mont-Saint-Guibert | 104 | 14 | 80 | 10 | 1 | 4 | 4 | 8 | 7 | 12 | 19 |
| Nivelles | 648 | 89 | 458 | 101 | 35 | 19 | 26 | 20 | 44 | 58 | 69 |
| Orp-Jauche | 91 | 12 | 72 | 7 | 2 | 3 | 6 | 4 | 3 | 9 | 13 |
| Ottignies-Louvain-la-Neuve | 1.878 | 274 | 1.523 | 81 | 91 | 90 | 51 | 83 | 389 | 332 | 251 |
| Perwez | 79 | 11 | 60 | 8 | 3 | 3 | 2 | 4 | 5 | 4 | 13 |
| Ramillies | 65 | 14 | 48 | 3 | 4 | 5 | 3 | 3 | 4 | 3 | 6 |
| Rebecq | 394 | 39 | 269 | 86 | 6 | 11 | 11 | 15 | 9 | 30 | 39 |
| Rixensart | 1.022 | 210 | 721 | 91 | 58 | 68 | 56 | 43 | 55 | 60 | 90 |
| Tubize | 1.525 | 139 | 1.143 | 243 | 29 | 33 | 43 | 65 | 90 | 121 | 153 |
| Villers-la-Ville | 162 | 23 | 124 | 15 | 5 | 8 | 5 | 6 | 10 | 14 | 16 |
| Walhain | 77 | 8 | 61 | 8 | 3 | 3 | 1 | 3 | 6 | 8 | 13 |
| Waterloo | 2.739 | 741 | 1.819 | 179 | 158 | 229 | 222 | 196 | 151 | 112 | 220 |
| Wavre | 1.053 | 143 | 796 | 114 | 32 | 44 | 41 | 50 | 75 | 97 | 109 |
| Prov. de Hainaut | 69.843 | 6.938 | 48.823 | 14.082 | 1.401 | 1.735 | 2.226 | 2.708 | 3.816 | 4.742 | 6.200 |
| Arr. d'Ath | 1.696 | 199 | 1.231 | 266 | 44 | 48 | 66 | 76 | 107 | 173 | 179 |
| Ath | 297 | 34 | 226 | 37 | 10 | 7 | 11 | 13 | 19 | 37 | 41 |
| Beloeil | 267 | 24 | 215 | 28 | 8 | 5 | 7 | 13 | 23 | 45 | 25 |
| Bernissart | 716 | 83 | 489 | 144 | 10 | 24 | 25 | 36 | 40 | 45 | 69 |
| Brugellette | 100 | 22 | 69 | 9 | 6 | 5 | 9 | 5 | 4 | 12 | 14 |
| Chièvres | 96 | 18 | 64 | 14 | 4 | 5 | 6 | 3 | 5 | 9 | 10 |
| Ellezelles | 55 | 3 | 46 | 6 | 2 | 0 | 1 | 2 | 2 | 7 | 7 |
| Flobecq | 36 | 3 | 27 | 6 | 1 | 0 | 2 | 0 | 3 | 4 | 2 |
| Frasnes-lez-Anvaing | 129 | 12 | 95 | 22 | 3 | 2 | 5 | 4 | 11 | 14 | 11 |
| Arr. de Charleroi | 26.102 | 1.999 | 18.241 | 5.862 | 372 | 474 | 651 | 924 | 1.355 | 1.712 | 2.231 |
| Aiseau-Prezles | 843 | 62 | 559 | 222 | 12 | 19 | 18 | 24 | 52 | 46 | 49 |
| Chapelle-lez-Herlaimont | 1.332 | 51 | 937 | 344 | 3 | 15 | 17 | 30 | 39 | 66 | 98 |
| Charleroi | 13.135 | 1.143 | 9.125 | 2.867 | 225 | 279 | 363 | 503 | 748 | 947 | 1.230 |
| Châtelet | 2.784 | 167 | 1.924 | 693 | 29 | 28 | 60 | 98 | 135 | 173 | 210 |
| Courcelles | 1.583 | 94 | 1.099 | 390 | 18 | 21 | 23 | 52 | 64 | 91 | 124 |
| Farciennes | 1.058 | 109 | 755 | 194 | 12 | 35 | 36 | 49 | 64 | 73 | 81 |
| Fleurus | 1.395 | 85 | 1.010 | 300 | 15 | 12 | 30 | 51 | 69 | 97 | 117 |
| Fontaine-l'Évêque | 1.324 | 83 | 894 | 347 | 10 | 19 | 36 | 31 | 52 | 64 | 86 |
| Gerpennes | 258 | 13 | 190 | 55 | 6 | 5 | 0 | 4 | 8 | 12 | 30 |
| Les Bons Villers | 158 | 11 | 114 | 33 | 2 | 3 | 5 | 2 | 6 | 12 | 16 |
| Manage | 1.424 | 111 | 1.054 | 259 | 23 | 25 | 36 | 57 | 85 | 83 | 113 |
| Montigny-le-Tilleul | 265 | 11 | 160 | 94 | 3 | 1 | 5 | 6 | 8 | 9 | 16 |
| Pont-à-Celles | 262 | 26 | 201 | 35 | 5 | 7 | 8 | 11 | 10 | 19 | 26 |
| Seneffe | 281 | 33 | 219 | 29 | 9 | 5 | 14 | 6 | 15 | 20 | 35 |
| Arr. de Mons | 15.803 | 1.974 | 10.984 | 2.845 | 463 | 522 | 608 | 617 | 927 | 1.061 | 1.320 |
| Boussu | 1.381 | 91 | 933 | 357 | 13 | 11 | 38 | 45 | 48 | 77 | 101 |
| Colfontaine | 1.297 | 80 | 928 | 289 | 12 | 18 | 26 | 42 | 58 | 69 | 101 |
| Dour | 610 | 47 | 410 | 153 | 7 | 11 | 16 | 20 | 30 | 38 | 58 |
| Frameries | 1.014 | 71 | 711 | 232 | 10 | 21 | 26 | 34 | 39 | 66 | 77 |
| Hensies | 374 | 27 | 245 | 102 | 9 | 4 | 8 | 9 | 22 | 17 | 27 |
| Honnelles | 136 | 7 | 94 | 35 | 1 | 1 | 1 | 5 | 6 | 7 | 15 |
| Jurbise | 655 | 208 | 421 | 26 | 67 | 70 | 50 | 25 | 18 | 51 | 60 |
| Lens | 195 | 69 | 120 | 6 | 22 | 22 | 19 | 10 | 9 | 11 | 21 |
| Mons | 6.748 | 1.115 | 4.727 | 906 | 281 | 299 | 327 | 326 | 520 | 526 | 582 |
| Quaregnon | 1.601 | 118 | 1.151 | 332 | 12 | 29 | 49 | 44 | 81 | 94 | 134 |
| Quévy | 188 | 10 | 129 | 49 | 3 | 4 | 2 | 1 | 11 | 12 | 23 |
| Quiévrain | 456 | 23 | 328 | 105 | 2 | 5 | 12 | 12 | 40 | 30 | 35 |
| Saint-Ghislain | 1.148 | 108 | 787 | 253 | 24 | 27 | 34 | 44 | 45 | 63 | 86 |
| Arr. de Mouscron | 5.612 | 889 | 3.728 | 995 | 202 | 246 | 278 | 274 | 375 | 455 | 579 |
| Comines-Warнетon | 1.860 | 313 | 1.215 | 332 | 60 | 89 | 98 | 104 | 110 | 133 | 164 |
| Mouscron | 3.752 | 576 | 2.513 | 663 | 142 | 157 | 180 | 170 | 265 | 322 | 415 |
| Arr. de Soignies | 9.920 | 949 | 7.183 | 1.788 | 142 | 226 | 347 | 379 | 520 | 617 | 880 |
| Braine-le-Comte | 613 | 92 | 458 | 63 | 14 | 19 | 35 | 39 | 43 | 49 | 61 |
| Ecaussinnes | 156 | 13 | 124 | 19 | 1 | 3 | 6 | 5 | 7 | 8 | 16 |
| Enghien | 218 | 28 | 165 | 25 | 10 | 8 | 6 | 5 | 11 | 25 | 33 |
| La Louvière | 7.159 | 525 | 5.121 | 1.513 | 67 | 124 | 192 | 241 | 359 | 416 | 588 |
| Le Roeulx | 279 | 29 | 204 | 46 | 6 | 8 | 11 | 8 | 20 | 20 | 24 |
| Lessines | 288 | 43 | 208 | 37 | 9 | 11 | 13 | 18 | 12 | 23 | 32 |

Population au 1.1.2004

| De 35 à 39 ans | De 40 à 44 ans | De 45 à 49 ans | De 50 à 54 ans | De 55 à 59 ans | De 60 à 64 ans | De 65 à 69 ans | De 70 à 74 ans | De 75 à 79 ans | De 80 à 84 ans | De 85 à 89 ans | De 90 à 94 ans | 95 ans et plus | |
|-------------------|-------------------|-------------------|----------------------|-------------------|----------------------|----------------------|----------------------|----------------------|-------------------|----------------------|-------------------|-------------------|----------------------------|
| 112 | 130 | 70 | 62 | 56 | 36 | 13 | 15 | 14 | 13 | 2 | 2 | 0 | Lasne |
| 12 | 9 | 7 | 3 | 4 | 4 | 1 | 3 | 2 | 1 | 1 | 1 | 1 | Mont-Saint-Guibert |
| 64 | 58 | 43 | 45 | 44 | 22 | 22 | 25 | 18 | 22 | 12 | 1 | 1 | Nivelles |
| 12 | 10 | 8 | 6 | 4 | 4 | 1 | 1 | 3 | 1 | 1 | 0 | 0 | Orp-Jauche |
| 156 | 149 | 76 | 48 | 41 | 40 | 28 | 18 | 16 | 10 | 7 | 2 | 0 | Ottignies-Louvain-la-Neuve |
| 11 | 11 | 6 | 1 | 2 | 6 | 1 | 2 | 3 | 2 | 0 | 0 | 0 | Perwez |
| 13 | 7 | 4 | 2 | 4 | 4 | 1 | 1 | 0 | 1 | 0 | 0 | 0 | Ramillies |
| 47 | 36 | 29 | 25 | 26 | 24 | 16 | 24 | 16 | 20 | 5 | 5 | 0 | Rebecq |
| 109 | 142 | 82 | 74 | 61 | 33 | 29 | 20 | 17 | 15 | 7 | 3 | 0 | Rixensart |
| 148 | 144 | 128 | 115 | 121 | 92 | 89 | 70 | 43 | 27 | 10 | 2 | 2 | Tubize |
| 19 | 17 | 18 | 10 | 13 | 6 | 3 | 5 | 1 | 4 | 1 | 1 | 0 | Villers-la-Ville |
| 9 | 7 | 6 | 3 | 3 | 4 | 1 | 0 | 3 | 1 | 3 | 0 | 0 | Walhain |
| 327 | 292 | 238 | 170 | 158 | 87 | 66 | 39 | 38 | 24 | 6 | 5 | 1 | Waterloo |
| 133 | 101 | 73 | 73 | 61 | 50 | 35 | 30 | 27 | 14 | 5 | 2 | 1 | Wavre |
| 6.745 | 6.433 | 6.065 | 5.501 | 4.604 | 3.585 | 3.705 | 3.722 | 3.327 | 2.165 | 691 | 373 | 99 | Prov. de Hainaut |
| 162 | 164 | 137 | 127 | 91 | 56 | 65 | 76 | 60 | 41 | 14 | 8 | 2 | Arr. d'Ath |
| 25 | 30 | 23 | 29 | 9 | 6 | 9 | 10 | 5 | 7 | 3 | 2 | 1 | Ath |
| 36 | 21 | 18 | 20 | 10 | 8 | 8 | 8 | 7 | 1 | 1 | 3 | 0 | Beloeil |
| 62 | 68 | 63 | 53 | 48 | 29 | 31 | 48 | 28 | 25 | 9 | 2 | 1 | Bernissart |
| 10 | 5 | 12 | 5 | 3 | 1 | 2 | 2 | 3 | 2 | 0 | 0 | 0 | Brugelette |
| 9 | 10 | 5 | 6 | 6 | 4 | 6 | 0 | 5 | 2 | 0 | 1 | 0 | Chièvres |
| 8 | 9 | 3 | 3 | 3 | 2 | 1 | 1 | 3 | 1 | 0 | 0 | 0 | Ellezelles |
| 5 | 3 | 6 | 2 | 2 | 0 | 4 | 0 | 2 | 0 | 0 | 0 | 0 | Flobecq |
| 7 | 18 | 7 | 9 | 10 | 6 | 4 | 7 | 7 | 3 | 1 | 0 | 0 | Frasnes-lez-Anvaing |
| 2.452 | 2.405 | 2.331 | 2.102 | 1.762 | 1.469 | 1.650 | 1.591 | 1.385 | 838 | 252 | 125 | 21 | Arr. de Charleroi |
| 82 | 76 | 84 | 63 | 56 | 40 | 55 | 68 | 55 | 32 | 7 | 4 | 1 | Aiseau-Presles |
| 121 | 113 | 141 | 143 | 127 | 75 | 102 | 90 | 95 | 34 | 18 | 5 | 0 | Chapelle-lez-Herlaimont |
| 1.214 | 1.146 | 1.080 | 969 | 850 | 714 | 821 | 802 | 664 | 390 | 118 | 57 | 15 | Charleroi |
| 262 | 253 | 252 | 244 | 183 | 164 | 192 | 183 | 155 | 122 | 27 | 14 | 0 | Châtelet |
| 152 | 172 | 141 | 123 | 120 | 92 | 93 | 105 | 98 | 65 | 20 | 8 | 1 | Courcelles |
| 93 | 103 | 105 | 81 | 62 | 70 | 56 | 60 | 37 | 26 | 12 | 3 | 0 | Farciennes |
| 121 | 156 | 123 | 118 | 99 | 87 | 100 | 68 | 67 | 45 | 13 | 6 | 1 | Fleurus |
| 107 | 114 | 138 | 128 | 101 | 91 | 80 | 85 | 101 | 50 | 14 | 15 | 2 | Fontaine-l'Evêque |
| 30 | 27 | 24 | 25 | 12 | 20 | 14 | 13 | 11 | 10 | 5 | 1 | 1 | Gerpennes |
| 18 | 15 | 14 | 14 | 14 | 4 | 13 | 8 | 5 | 5 | 0 | 2 | 0 | Les Bons Villers |
| 154 | 147 | 158 | 130 | 85 | 69 | 76 | 77 | 64 | 30 | 6 | 6 | 0 | Manage |
| 35 | 22 | 18 | 15 | 23 | 10 | 30 | 17 | 15 | 19 | 10 | 3 | 0 | Montigny-le-Tilleul |
| 37 | 25 | 28 | 25 | 12 | 14 | 7 | 9 | 12 | 5 | 1 | 1 | 0 | Pont-à-Celles |
| 26 | 36 | 25 | 24 | 18 | 19 | 11 | 6 | 6 | 5 | 1 | 0 | 0 | Seneffe |
| 1.549 | 1.555 | 1.443 | 1.171 | 974 | 748 | 725 | 771 | 718 | 437 | 114 | 60 | 20 | Arr. de Mons |
| 130 | 160 | 143 | 99 | 89 | 70 | 83 | 95 | 99 | 59 | 9 | 10 | 2 | Boussu |
| 117 | 155 | 149 | 109 | 90 | 62 | 73 | 75 | 80 | 36 | 15 | 7 | 3 | Colfontaine |
| 44 | 52 | 64 | 48 | 39 | 30 | 30 | 44 | 43 | 24 | 8 | 3 | 1 | Dour |
| 93 | 106 | 109 | 81 | 77 | 43 | 67 | 64 | 51 | 36 | 12 | 2 | 0 | Frameries |
| 30 | 33 | 25 | 29 | 24 | 35 | 21 | 28 | 25 | 13 | 5 | 7 | 3 | Hensies |
| 12 | 12 | 10 | 10 | 10 | 11 | 7 | 9 | 6 | 10 | 2 | 0 | 1 | Honnelles |
| 92 | 64 | 45 | 42 | 29 | 16 | 6 | 9 | 7 | 2 | 1 | 1 | 0 | Jurbise |
| 21 | 23 | 11 | 7 | 7 | 6 | 1 | 2 | 2 | 0 | 0 | 1 | 0 | Lens |
| 680 | 604 | 572 | 474 | 367 | 284 | 244 | 238 | 227 | 147 | 33 | 11 | 6 | Mons |
| 157 | 180 | 149 | 124 | 119 | 97 | 98 | 103 | 76 | 39 | 10 | 5 | 1 | Quaregnon |
| 28 | 16 | 12 | 9 | 13 | 5 | 11 | 10 | 17 | 9 | 2 | 0 | 0 | Quévy |
| 43 | 38 | 29 | 36 | 41 | 28 | 31 | 22 | 23 | 16 | 6 | 7 | 0 | Quiévrain |
| 102 | 112 | 125 | 103 | 69 | 61 | 53 | 72 | 62 | 46 | 11 | 6 | 3 | Saint-Ghislain |
| 478 | 379 | 367 | 427 | 356 | 201 | 226 | 255 | 201 | 171 | 83 | 42 | 17 | Arr. de Mouscron |
| 176 | 142 | 117 | 142 | 127 | 66 | 93 | 72 | 60 | 52 | 33 | 15 | 7 | Comines-Warnton |
| 302 | 237 | 250 | 285 | 229 | 135 | 133 | 183 | 141 | 119 | 50 | 27 | 10 | Mouscron |
| 1.030 | 1.017 | 925 | 825 | 666 | 558 | 513 | 474 | 409 | 284 | 70 | 33 | 5 | Arr. de Soignies |
| 70 | 69 | 51 | 39 | 33 | 28 | 15 | 26 | 7 | 10 | 4 | 1 | 0 | Braine-le-Comte |
| 26 | 18 | 13 | 11 | 12 | 11 | 9 | 0 | 5 | 4 | 0 | 1 | 0 | Ecaussinnes |
| 24 | 19 | 17 | 14 | 8 | 13 | 5 | 6 | 5 | 7 | 1 | 1 | 0 | Enguien |
| 700 | 704 | 673 | 623 | 510 | 449 | 441 | 401 | 357 | 228 | 58 | 24 | 4 | La Louvière |
| 29 | 30 | 24 | 20 | 21 | 12 | 7 | 9 | 13 | 12 | 2 | 3 | 0 | Le Roeulx |
| 37 | 39 | 22 | 14 | 14 | 7 | 8 | 11 | 6 | 8 | 3 | 1 | 0 | Lessines |

Population au 1.1.2004

Population étrangère par groupe d'âges - par commune - Femmes (suite)

| | Total | Moins de 18 ans | De 18 à 64 ans | 65 ans et plus | Moins de 5 ans | De 5 à 9 ans | De 10 à 14 ans | De 15 à 19 ans | De 20 à 24 ans | De 25 à 29 ans | De 30 à 34 ans |
|------------------------|---------------|-----------------|----------------|----------------|----------------|--------------|----------------|----------------|----------------|----------------|----------------|
| Silly | 139 | 21 | 109 | 9 | 5 | 8 | 4 | 5 | 8 | 13 | 19 |
| Soignies | 1.068 | 198 | 794 | 76 | 30 | 45 | 80 | 58 | 60 | 63 | 107 |
| Arr. de Thuin | 5.543 | 308 | 3.859 | 1.376 | 56 | 55 | 103 | 151 | 195 | 315 | 488 |
| Anderlues | 580 | 36 | 386 | 158 | 6 | 5 | 14 | 17 | 15 | 32 | 49 |
| Beaumont | 90 | 8 | 68 | 14 | 3 | 3 | 2 | 3 | 2 | 5 | 13 |
| Binche | 1.687 | 74 | 1.124 | 489 | 11 | 12 | 27 | 40 | 44 | 84 | 128 |
| Chimay | 197 | 23 | 143 | 31 | 5 | 2 | 6 | 12 | 12 | 26 | 17 |
| Erquelinnes | 426 | 27 | 297 | 102 | 2 | 5 | 13 | 9 | 28 | 23 | 38 |
| Estinnes | 168 | 16 | 131 | 21 | 3 | 7 | 2 | 4 | 5 | 15 | 23 |
| Froidchapelle | 41 | 2 | 36 | 3 | 0 | 0 | 2 | 1 | 1 | 6 | 6 |
| Ham-sur-Heure-Nalinnes | 183 | 10 | 131 | 42 | 3 | 2 | 2 | 3 | 4 | 12 | 22 |
| Lobbès | 82 | 3 | 65 | 14 | 1 | 1 | 0 | 3 | 3 | 3 | 5 |
| Merbes-le-Château | 67 | 3 | 54 | 10 | 1 | 0 | 1 | 1 | 4 | 4 | 11 |
| Momignies | 170 | 10 | 117 | 43 | 1 | 0 | 5 | 6 | 6 | 15 | 10 |
| Mortlanwelz | 1.523 | 74 | 1.071 | 378 | 15 | 15 | 24 | 39 | 56 | 67 | 134 |
| Sivry-Rance | 72 | 6 | 49 | 17 | 1 | 1 | 2 | 3 | 4 | 2 | 8 |
| Thuin | 257 | 16 | 187 | 54 | 4 | 2 | 3 | 10 | 11 | 21 | 24 |
| Arr. de Tournai | 5.167 | 620 | 3.597 | 950 | 122 | 164 | 173 | 287 | 337 | 409 | 523 |
| Antoing | 186 | 23 | 138 | 25 | 2 | 10 | 5 | 15 | 11 | 23 | 20 |
| Brunehaut | 319 | 46 | 210 | 63 | 9 | 8 | 11 | 23 | 15 | 19 | 35 |
| Celles | 104 | 8 | 65 | 31 | 1 | 1 | 2 | 11 | 3 | 7 | 12 |
| Estaimpuis | 975 | 152 | 626 | 197 | 25 | 45 | 42 | 63 | 40 | 56 | 67 |
| Leuze-en-Hainaut | 179 | 17 | 136 | 26 | 4 | 3 | 6 | 9 | 18 | 20 | 19 |
| Mont-de-l'Enclus | 26 | 0 | 19 | 7 | 0 | 0 | 0 | 0 | 3 | 1 | 4 |
| Pecq | 170 | 19 | 117 | 34 | 4 | 8 | 5 | 7 | 9 | 10 | 22 |
| Péruwelz | 890 | 100 | 648 | 142 | 30 | 24 | 20 | 46 | 61 | 71 | 85 |
| Rumes | 139 | 18 | 97 | 24 | 5 | 4 | 5 | 6 | 5 | 7 | 12 |
| Tournai | 2.179 | 237 | 1.541 | 401 | 42 | 61 | 77 | 107 | 172 | 195 | 247 |
| Prov. de Liège | 49.872 | 5.744 | 34.281 | 9.847 | 1.270 | 1.431 | 1.791 | 2.201 | 3.277 | 3.597 | 4.215 |
| Arr. de Huy | 1.720 | 149 | 1.214 | 357 | 35 | 42 | 44 | 68 | 84 | 143 | 180 |
| Amay | 240 | 15 | 163 | 62 | 1 | 7 | 4 | 7 | 6 | 14 | 23 |
| Anthisnes | 57 | 3 | 47 | 7 | 0 | 2 | 0 | 5 | 2 | 5 | 6 |
| Burdinne | 31 | 1 | 22 | 8 | 0 | 0 | 1 | 0 | 1 | 4 | 3 |
| Clavier | 53 | 6 | 40 | 7 | 1 | 1 | 1 | 3 | 5 | 0 | 9 |
| Engis | 183 | 13 | 103 | 67 | 1 | 3 | 8 | 1 | 6 | 12 | 14 |
| Ferrières | 54 | 5 | 44 | 5 | 0 | 3 | 2 | 1 | 3 | 5 | 8 |
| Hamoir | 40 | 5 | 30 | 5 | 1 | 3 | 0 | 2 | 1 | 5 | 6 |
| Héron | 42 | 2 | 37 | 3 | 0 | 1 | 0 | 4 | 2 | 6 | 3 |
| Huy | 484 | 64 | 331 | 89 | 23 | 13 | 17 | 24 | 38 | 54 | 51 |
| Marchin | 107 | 7 | 85 | 15 | 1 | 2 | 4 | 3 | 7 | 6 | 14 |
| Modave | 54 | 4 | 35 | 15 | 0 | 0 | 2 | 4 | 0 | 1 | 5 |
| Nandrin | 79 | 2 | 59 | 18 | 1 | 0 | 1 | 2 | 1 | 5 | 6 |
| Ouffet | 19 | 4 | 12 | 3 | 3 | 1 | 0 | 0 | 0 | 1 | 2 |
| Tinlot | 35 | 3 | 27 | 5 | 0 | 2 | 0 | 2 | 3 | 2 | 3 |
| Verlaine | 33 | 2 | 28 | 3 | 0 | 0 | 1 | 1 | 3 | 4 | 4 |
| Villers-Le-Bouillet | 69 | 7 | 50 | 12 | 2 | 3 | 2 | 1 | 2 | 4 | 9 |
| Wanze | 140 | 6 | 101 | 33 | 1 | 1 | 1 | 8 | 4 | 15 | 14 |
| Arr. de Liège | 34.881 | 3.279 | 23.778 | 7.824 | 727 | 787 | 1.001 | 1.398 | 2.482 | 2.681 | 2.879 |
| Ans | 1.547 | 102 | 1.085 | 360 | 18 | 23 | 35 | 47 | 79 | 103 | 121 |
| Awans | 171 | 12 | 132 | 27 | 0 | 2 | 4 | 7 | 7 | 15 | 18 |
| Aywaille | 109 | 12 | 87 | 10 | 2 | 3 | 5 | 6 | 8 | 14 | 17 |
| Bassenge | 246 | 35 | 184 | 27 | 14 | 8 | 9 | 10 | 15 | 16 | 25 |
| Beyne-Heusay | 662 | 55 | 433 | 174 | 8 | 11 | 22 | 26 | 26 | 36 | 52 |
| Blégny | 243 | 22 | 169 | 52 | 4 | 6 | 6 | 16 | 5 | 15 | 21 |
| Chaufontaine | 444 | 52 | 288 | 104 | 14 | 10 | 16 | 17 | 20 | 31 | 31 |
| Comblain-au-Pont | 125 | 17 | 77 | 31 | 5 | 4 | 4 | 9 | 3 | 8 | 14 |
| Dalhem | 184 | 27 | 139 | 18 | 4 | 7 | 10 | 9 | 6 | 9 | 19 |
| Esneux | 244 | 19 | 186 | 39 | 8 | 5 | 3 | 11 | 34 | 29 | 24 |
| Flémalle | 1.052 | 47 | 635 | 370 | 12 | 9 | 19 | 14 | 48 | 50 | 81 |
| Fléron | 787 | 61 | 524 | 202 | 16 | 10 | 16 | 28 | 38 | 51 | 52 |
| Grâce-Hollogne | 1.847 | 142 | 1.258 | 447 | 16 | 29 | 48 | 70 | 80 | 95 | 148 |
| Herstal | 3.320 | 235 | 2.284 | 801 | 41 | 58 | 71 | 119 | 184 | 195 | 250 |
| Juprelle | 163 | 11 | 132 | 20 | 3 | 2 | 3 | 3 | 6 | 12 | 12 |

Population au 1.1.2004

| De 35 à 39 ans | De 40 à 44 ans | De 45 à 49 ans | De 50 à 54 ans | De 55 à 59 ans | De 60 à 64 ans | De 65 à 69 ans | De 70 à 74 ans | De 75 à 79 ans | De 80 à 84 ans | De 85 à 89 ans | De 90 à 94 ans | 95 ans et plus | |
|-------------------|-------------------|-------------------|----------------------|-------------------|----------------------|----------------------|----------------------|----------------------|-------------------|----------------------|-------------------|-------------------|------------------------|
| 20 | 15 | 10 | 14 | 6 | 3 | 1 | 2 | 2 | 3 | 0 | 0 | 1 | Silly |
| 124 | 123 | 115 | 90 | 62 | 35 | 27 | 19 | 14 | 12 | 2 | 2 | 0 | Soignies |
| 536 | 502 | 520 | 451 | 435 | 360 | 351 | 353 | 330 | 210 | 86 | 38 | 8 | Arr. de Thuin |
| 41 | 48 | 55 | 57 | 45 | 38 | 38 | 38 | 32 | 33 | 11 | 2 | 4 | Anderlues |
| 14 | 8 | 10 | 4 | 6 | 3 | 1 | 3 | 3 | 4 | 2 | 1 | 0 | Beaumont |
| 142 | 153 | 156 | 151 | 147 | 103 | 127 | 151 | 108 | 60 | 25 | 15 | 3 | Binche |
| 17 | 3 | 11 | 18 | 22 | 15 | 3 | 3 | 15 | 9 | 0 | 1 | 0 | Chimay |
| 40 | 40 | 37 | 23 | 35 | 31 | 29 | 19 | 33 | 14 | 6 | 1 | 0 | Erquelinnes |
| 19 | 15 | 11 | 18 | 17 | 8 | 6 | 8 | 4 | 2 | 0 | 1 | 0 | Estinnes |
| 3 | 5 | 3 | 2 | 4 | 5 | 1 | 0 | 2 | 0 | 0 | 0 | 0 | Froidchapelle |
| 19 | 22 | 18 | 10 | 11 | 13 | 9 | 9 | 9 | 7 | 4 | 3 | 1 | Ham-sur-Heure-Nalinnes |
| 11 | 7 | 12 | 12 | 6 | 4 | 1 | 2 | 7 | 3 | 1 | 0 | 0 | Lobbès |
| 12 | 6 | 7 | 9 | 1 | 0 | 5 | 1 | 3 | 1 | 0 | 0 | 0 | Merbes-le-Château |
| 21 | 14 | 13 | 8 | 20 | 8 | 7 | 10 | 14 | 5 | 4 | 3 | 0 | Momignies |
| 170 | 149 | 150 | 108 | 103 | 115 | 112 | 90 | 85 | 56 | 26 | 9 | 0 | Mortlanwelz |
| 8 | 5 | 5 | 4 | 6 | 6 | 2 | 3 | 3 | 6 | 3 | 0 | 0 | Sivry-Rance |
| 19 | 27 | 32 | 27 | 12 | 11 | 10 | 16 | 12 | 10 | 4 | 2 | 0 | Thuin |
| 538 | 411 | 342 | 398 | 320 | 193 | 175 | 202 | 224 | 184 | 72 | 67 | 26 | Arr. de Tournai |
| 18 | 17 | 9 | 9 | 11 | 11 | 7 | 2 | 9 | 5 | 0 | 1 | 1 | Antoing |
| 35 | 18 | 23 | 25 | 17 | 18 | 11 | 20 | 10 | 13 | 4 | 4 | 1 | Brunehaut |
| 10 | 6 | 4 | 9 | 5 | 2 | 2 | 2 | 4 | 12 | 7 | 2 | 2 | Celles |
| 93 | 81 | 68 | 87 | 69 | 42 | 38 | 52 | 41 | 33 | 18 | 12 | 3 | Estaimpuis |
| 20 | 20 | 7 | 10 | 12 | 5 | 3 | 5 | 4 | 5 | 3 | 5 | 1 | Leuze-en-Hainaut |
| 1 | 0 | 5 | 1 | 2 | 2 | 0 | 2 | 4 | 1 | 0 | 0 | 0 | Mont-de-l'Enclus |
| 19 | 10 | 11 | 15 | 7 | 9 | 7 | 10 | 9 | 4 | 2 | 2 | 0 | Pecq |
| 92 | 80 | 68 | 74 | 59 | 38 | 28 | 27 | 38 | 37 | 6 | 4 | 2 | Péruwelz |
| 17 | 11 | 9 | 15 | 14 | 5 | 5 | 5 | 5 | 3 | 5 | 1 | 0 | Rumes |
| 233 | 168 | 138 | 153 | 124 | 61 | 74 | 77 | 100 | 71 | 27 | 36 | 16 | Tournai |
| 4.693 | 4.426 | 4.071 | 3.329 | 2.994 | 2.730 | 2.879 | 2.633 | 2.207 | 1.384 | 451 | 237 | 56 | Prov. de Liège |
| 175 | 167 | 128 | 104 | 110 | 83 | 92 | 97 | 82 | 56 | 20 | 9 | 1 | Arr. de Huy |
| 25 | 26 | 20 | 19 | 14 | 12 | 14 | 21 | 10 | 10 | 3 | 4 | 0 | Amay |
| 7 | 6 | 8 | 4 | 1 | 4 | 3 | 2 | 1 | 0 | 0 | 1 | 0 | Anthisnes |
| 2 | 2 | 2 | 3 | 4 | 1 | 3 | 0 | 3 | 0 | 2 | 0 | 0 | Burdinne |
| 5 | 8 | 3 | 4 | 2 | 4 | 1 | 1 | 3 | 1 | 1 | 0 | 0 | Clavier |
| 11 | 18 | 9 | 10 | 14 | 9 | 18 | 19 | 16 | 11 | 2 | 0 | 1 | Engis |
| 4 | 4 | 7 | 4 | 5 | 3 | 3 | 0 | 2 | 0 | 0 | 0 | 0 | Ferrières |
| 1 | 4 | 2 | 4 | 3 | 3 | 3 | 1 | 1 | 0 | 0 | 0 | 0 | Hamoir |
| 5 | 3 | 9 | 0 | 3 | 3 | 2 | 0 | 0 | 1 | 0 | 0 | 0 | Héron |
| 47 | 46 | 21 | 19 | 26 | 16 | 18 | 30 | 18 | 14 | 6 | 3 | 0 | Huy |
| 6 | 10 | 10 | 9 | 10 | 10 | 6 | 4 | 3 | 1 | 1 | 0 | 0 | Marchin |
| 9 | 3 | 3 | 4 | 5 | 3 | 3 | 3 | 6 | 1 | 2 | 0 | 0 | Modave |
| 12 | 8 | 9 | 3 | 8 | 5 | 2 | 4 | 6 | 4 | 1 | 1 | 0 | Nandrin |
| 2 | 1 | 4 | 0 | 1 | 1 | 0 | 1 | 1 | 1 | 0 | 0 | 0 | Ouffet |
| 8 | 2 | 1 | 5 | 2 | 0 | 2 | 0 | 2 | 1 | 0 | 0 | 0 | Tinlot |
| 3 | 5 | 6 | 1 | 1 | 1 | 1 | 0 | 1 | 1 | 0 | 0 | 0 | Verlaine |
| 9 | 7 | 6 | 7 | 2 | 3 | 3 | 4 | 2 | 2 | 1 | 0 | 0 | Villers-Le-Bouillet |
| 19 | 14 | 8 | 8 | 9 | 5 | 10 | 7 | 7 | 8 | 1 | 0 | 0 | Wanze |
| 2.981 | 2.873 | 2.820 | 2.334 | 2.135 | 1.959 | 2.198 | 2.144 | 1.787 | 1.113 | 340 | 193 | 49 | Arr. de Liège |
| 129 | 163 | 155 | 129 | 104 | 81 | 107 | 99 | 74 | 56 | 10 | 10 | 4 | Ans |
| 11 | 23 | 26 | 16 | 8 | 7 | 9 | 6 | 6 | 4 | 2 | 0 | 0 | Awans |
| 13 | 10 | 9 | 5 | 4 | 3 | 3 | 6 | 0 | 1 | 0 | 0 | 0 | Aywaille |
| 33 | 20 | 19 | 20 | 14 | 16 | 11 | 4 | 5 | 5 | 1 | 1 | 0 | Bassenge |
| 68 | 60 | 58 | 48 | 33 | 40 | 59 | 32 | 43 | 25 | 11 | 3 | 1 | Beyne-Heusay |
| 23 | 25 | 20 | 17 | 13 | 20 | 9 | 11 | 14 | 13 | 4 | 1 | 0 | Blégny |
| 51 | 40 | 28 | 22 | 33 | 27 | 23 | 27 | 21 | 18 | 5 | 7 | 3 | Chaufontaine |
| 12 | 8 | 7 | 10 | 4 | 6 | 10 | 7 | 7 | 5 | 2 | 0 | 0 | Comblain-au-Pont |
| 20 | 17 | 23 | 5 | 24 | 13 | 8 | 5 | 1 | 1 | 2 | 1 | 0 | Dalhem |
| 30 | 17 | 12 | 10 | 14 | 8 | 5 | 8 | 9 | 11 | 4 | 2 | 0 | Esneux |
| 80 | 71 | 75 | 63 | 88 | 72 | 83 | 98 | 91 | 69 | 17 | 9 | 3 | Flémalle |
| 65 | 67 | 59 | 56 | 60 | 67 | 51 | 62 | 38 | 37 | 7 | 7 | 0 | Fléron |
| 163 | 162 | 176 | 166 | 141 | 106 | 125 | 128 | 109 | 54 | 16 | 11 | 4 | Grâce-Hollogne |
| 293 | 316 | 331 | 254 | 227 | 180 | 221 | 233 | 179 | 114 | 37 | 15 | 2 | Herstal |
| 21 | 18 | 24 | 21 | 16 | 2 | 7 | 4 | 4 | 4 | 0 | 1 | 0 | Juprelle |

Population au 1.1.2004

Population étrangère par groupe d'âges - par commune - Femmes (suite)

| | Total | Moins de 18 ans | De 18 à 64 ans | 65 ans et plus | Moins de 5 ans | De 5 à 9 ans | De 10 à 14 ans | De 15 à 19 ans | De 20 à 24 ans | De 25 à 29 ans | De 30 à 34 ans |
|-----------------------------|---------------|-----------------|----------------|----------------|----------------|--------------|----------------|----------------|----------------|----------------|----------------|
| Liège | 13.913 | 1.633 | 9.831 | 2.449 | 423 | 409 | 476 | 628 | 1.452 | 1.443 | 1.285 |
| Neupré | 217 | 23 | 166 | 28 | 5 | 3 | 7 | 16 | 8 | 10 | 23 |
| Oupeye | 723 | 47 | 497 | 179 | 8 | 12 | 15 | 30 | 35 | 40 | 63 |
| Saint-Nicolas | 2.855 | 229 | 1.870 | 756 | 32 | 50 | 83 | 112 | 129 | 161 | 189 |
| Seraing | 4.333 | 333 | 2.665 | 1.335 | 63 | 81 | 103 | 153 | 208 | 234 | 306 |
| Soumagne | 460 | 31 | 332 | 97 | 2 | 12 | 10 | 14 | 16 | 36 | 39 |
| Sprimont | 205 | 16 | 136 | 53 | 2 | 1 | 6 | 10 | 18 | 12 | 13 |
| Trooz | 260 | 18 | 151 | 91 | 4 | 6 | 5 | 3 | 8 | 17 | 18 |
| Visé | 771 | 100 | 517 | 154 | 23 | 26 | 25 | 40 | 49 | 49 | 58 |
| Arr. de Verviers | 12.394 | 2.245 | 8.633 | 1.516 | 496 | 581 | 725 | 705 | 678 | 708 | 1.033 |
| Aubel | 67 | 4 | 53 | 10 | 2 | 1 | 1 | 1 | 5 | 5 | 3 |
| Baelen | 132 | 11 | 101 | 20 | 4 | 2 | 4 | 4 | 3 | 9 | 13 |
| Dison | 573 | 102 | 392 | 79 | 18 | 28 | 31 | 38 | 41 | 51 | 62 |
| Herve | 356 | 29 | 259 | 68 | 7 | 5 | 11 | 16 | 19 | 26 | 34 |
| Jalhay | 82 | 11 | 63 | 8 | 1 | 3 | 5 | 3 | 4 | 4 | 7 |
| Lierneux | 53 | 4 | 43 | 6 | 0 | 1 | 1 | 2 | 2 | 2 | 2 |
| Limbourg | 116 | 16 | 87 | 13 | 2 | 4 | 5 | 8 | 6 | 10 | 12 |
| Malmedy | 242 | 37 | 163 | 42 | 6 | 8 | 20 | 5 | 12 | 16 | 13 |
| Olne | 56 | 5 | 40 | 11 | 3 | 2 | 0 | 3 | 2 | 1 | 5 |
| Pepinster | 107 | 9 | 85 | 13 | 2 | 3 | 1 | 6 | 8 | 16 | 14 |
| Plombières | 1.055 | 216 | 749 | 90 | 46 | 63 | 71 | 52 | 42 | 46 | 84 |
| Spa | 217 | 25 | 149 | 43 | 9 | 3 | 5 | 12 | 12 | 24 | 15 |
| Stavelot | 88 | 7 | 68 | 13 | 0 | 3 | 1 | 5 | 2 | 6 | 11 |
| Stoumont | 48 | 4 | 38 | 6 | 1 | 0 | 1 | 2 | 4 | 3 | 6 |
| Theux | 137 | 18 | 99 | 20 | 6 | 2 | 7 | 7 | 5 | 8 | 17 |
| Thimister-Clermont | 61 | 10 | 47 | 4 | 4 | 3 | 1 | 4 | 6 | 2 | 10 |
| Trois-Ponts | 42 | 7 | 29 | 6 | 1 | 2 | 2 | 3 | 1 | 0 | 3 |
| Verviers | 2.320 | 380 | 1.592 | 348 | 101 | 86 | 102 | 159 | 220 | 208 | 230 |
| Waimès | 128 | 15 | 91 | 22 | 0 | 6 | 5 | 6 | 6 | 10 | 10 |
| Welkenraedt | 269 | 45 | 187 | 37 | 12 | 11 | 14 | 15 | 11 | 14 | 24 |
| Dont C. germanophone | 6.245 | 1.290 | 4.298 | 657 | 271 | 345 | 437 | 354 | 267 | 247 | 458 |
| Amblève | 93 | 21 | 63 | 9 | 3 | 8 | 6 | 4 | 1 | 7 | 12 |
| Bullange | 187 | 44 | 128 | 15 | 12 | 11 | 11 | 12 | 10 | 7 | 13 |
| Burg-Reuland | 120 | 24 | 88 | 8 | 6 | 8 | 8 | 4 | 11 | 8 | 8 |
| Butgenbach | 99 | 13 | 70 | 16 | 4 | 4 | 1 | 7 | 4 | 6 | 4 |
| Eupen | 961 | 177 | 689 | 95 | 38 | 48 | 58 | 62 | 47 | 62 | 84 |
| La Calamine | 1.662 | 349 | 1.146 | 167 | 79 | 98 | 99 | 111 | 80 | 59 | 104 |
| Lontzen | 563 | 120 | 386 | 57 | 30 | 36 | 40 | 21 | 19 | 14 | 53 |
| Raeren | 2.346 | 510 | 1.570 | 266 | 93 | 124 | 201 | 126 | 80 | 67 | 154 |
| Saint-Vith | 214 | 32 | 158 | 24 | 6 | 8 | 13 | 7 | 15 | 17 | 26 |
| Arr. de Waremme | 877 | 71 | 656 | 150 | 12 | 21 | 21 | 30 | 33 | 65 | 123 |
| Berloz | 14 | 2 | 11 | 1 | 1 | 0 | 1 | 0 | 0 | 0 | 1 |
| Braives | 52 | 2 | 39 | 11 | 0 | 0 | 1 | 2 | 1 | 6 | 8 |
| Crisnée | 32 | 2 | 28 | 2 | 0 | 0 | 1 | 1 | 1 | 0 | 7 |
| Donceel | 45 | 3 | 33 | 9 | 0 | 1 | 1 | 1 | 0 | 2 | 8 |
| Faimes | 36 | 4 | 28 | 4 | 0 | 0 | 4 | 0 | 1 | 4 | 6 |
| Fexhe-le-Haut-Clocher | 50 | 2 | 41 | 7 | 0 | 0 | 2 | 1 | 3 | 2 | 8 |
| Geer | 21 | 1 | 16 | 4 | 0 | 0 | 0 | 1 | 3 | 2 | 2 |
| Hannut | 167 | 22 | 131 | 14 | 6 | 10 | 4 | 8 | 7 | 19 | 30 |
| Lincet | 31 | 0 | 27 | 4 | 0 | 0 | 0 | 1 | 1 | 5 | 5 |
| Oreye | 38 | 4 | 30 | 4 | 2 | 1 | 0 | 2 | 0 | 5 | 5 |
| Remicourt | 55 | 3 | 41 | 11 | 1 | 1 | 1 | 1 | 4 | 2 | 7 |
| Saint-Georges-sur-Meuse | 161 | 13 | 107 | 41 | 2 | 4 | 3 | 5 | 1 | 9 | 15 |
| Waremme | 152 | 11 | 106 | 35 | 0 | 3 | 3 | 6 | 11 | 7 | 17 |
| Wasseiges | 23 | 2 | 18 | 3 | 0 | 1 | 0 | 1 | 0 | 2 | 4 |
| Prov. de Luxembourg | 5.569 | 804 | 4.103 | 662 | 193 | 213 | 233 | 293 | 403 | 547 | 708 |
| Arr. d'Arlon | 2.333 | 391 | 1.706 | 236 | 107 | 111 | 108 | 118 | 166 | 236 | 283 |
| Arlon | 936 | 157 | 721 | 58 | 44 | 41 | 42 | 52 | 79 | 107 | 138 |
| Attert | 83 | 10 | 67 | 6 | 4 | 2 | 3 | 4 | 2 | 9 | 18 |
| Aubange | 986 | 173 | 687 | 126 | 48 | 50 | 47 | 51 | 68 | 90 | 96 |
| Martelange | 55 | 10 | 36 | 9 | 1 | 5 | 3 | 2 | 3 | 5 | 5 |
| Messancy | 273 | 41 | 195 | 37 | 10 | 13 | 13 | 9 | 14 | 25 | 26 |

Population au 1.1.2004

| De 35 à 39 ans | De 40 à 44 ans | De 45 à 49 ans | De 50 à 54 ans | De 55 à 59 ans | De 60 à 64 ans | De 65 à 69 ans | De 70 à 74 ans | De 75 à 79 ans | De 80 à 84 ans | De 85 à 89 ans | De 90 à 94 ans | 95 ans et plus | |
|-------------------|-------------------|-------------------|----------------------|-------------------|----------------------|----------------------|----------------------|----------------------|-------------------|----------------------|-------------------|-------------------|-----------------------------|
| 1.178 | 1.046 | 968 | 750 | 724 | 682 | 745 | 686 | 541 | 323 | 92 | 46 | 16 | Liège |
| 17 | 23 | 20 | 26 | 18 | 13 | 12 | 4 | 5 | 2 | 1 | 4 | 0 | Neupré |
| 55 | 66 | 86 | 61 | 48 | 25 | 43 | 41 | 45 | 36 | 7 | 5 | 2 | Oupeye |
| 225 | 246 | 258 | 223 | 182 | 209 | 212 | 228 | 169 | 96 | 34 | 14 | 3 | Saint-Nicolas |
| 318 | 325 | 340 | 296 | 290 | 281 | 359 | 343 | 328 | 191 | 64 | 41 | 9 | Seraing |
| 63 | 41 | 39 | 31 | 30 | 30 | 21 | 25 | 27 | 16 | 5 | 3 | 0 | Soumagne |
| 23 | 19 | 18 | 14 | 7 | 9 | 17 | 14 | 7 | 4 | 5 | 6 | 0 | Sprimont |
| 23 | 21 | 18 | 18 | 14 | 14 | 15 | 28 | 30 | 11 | 6 | 1 | 0 | Trooz |
| 67 | 69 | 51 | 73 | 39 | 48 | 43 | 45 | 34 | 17 | 8 | 5 | 2 | Visé |
| 1.421 | 1.286 | 1.060 | 838 | 694 | 653 | 552 | 357 | 299 | 193 | 82 | 28 | 5 | Arr. de Verviers |
| 8 | 6 | 7 | 5 | 9 | 4 | 3 | 3 | 1 | 2 | 1 | 0 | 0 | Aubel |
| 17 | 21 | 13 | 9 | 6 | 7 | 7 | 2 | 5 | 3 | 2 | 1 | 0 | Baelen |
| 64 | 39 | 38 | 20 | 30 | 34 | 22 | 22 | 18 | 11 | 4 | 1 | 1 | Dison |
| 39 | 21 | 30 | 25 | 31 | 24 | 15 | 16 | 23 | 8 | 6 | 0 | 0 | Herve |
| 13 | 9 | 8 | 4 | 7 | 6 | 4 | 0 | 4 | 0 | 0 | 0 | 0 | Jalhay |
| 7 | 10 | 4 | 4 | 8 | 4 | 3 | 1 | 1 | 1 | 0 | 0 | 0 | Lierneux |
| 14 | 13 | 11 | 7 | 5 | 6 | 3 | 5 | 2 | 2 | 1 | 0 | 0 | Limbourg |
| 37 | 20 | 19 | 14 | 16 | 14 | 11 | 7 | 11 | 11 | 0 | 2 | 0 | Malmedy |
| 5 | 7 | 5 | 4 | 2 | 6 | 4 | 4 | 1 | 0 | 1 | 1 | 0 | Olné |
| 15 | 9 | 9 | 3 | 5 | 3 | 5 | 2 | 3 | 1 | 1 | 1 | 0 | Pepinster |
| 125 | 134 | 100 | 84 | 56 | 62 | 36 | 24 | 20 | 8 | 2 | 0 | 0 | Plombières |
| 21 | 23 | 13 | 12 | 12 | 13 | 9 | 12 | 11 | 7 | 4 | 0 | 0 | Spa |
| 7 | 13 | 6 | 7 | 9 | 5 | 3 | 4 | 4 | 1 | 1 | 0 | 0 | Stavelot |
| 3 | 7 | 4 | 3 | 6 | 2 | 1 | 0 | 3 | 1 | 1 | 0 | 0 | Stoumont |
| 29 | 8 | 7 | 6 | 10 | 5 | 7 | 4 | 5 | 2 | 2 | 0 | 0 | Theux |
| 4 | 8 | 5 | 6 | 3 | 1 | 2 | 0 | 2 | 0 | 0 | 0 | 0 | Thimister-Clermont |
| 6 | 6 | 4 | 1 | 2 | 5 | 4 | 0 | 2 | 0 | 0 | 0 | 0 | Trois-Ponts |
| 228 | 172 | 152 | 132 | 88 | 94 | 158 | 92 | 54 | 29 | 9 | 5 | 1 | Verviers |
| 17 | 11 | 9 | 8 | 10 | 8 | 7 | 9 | 4 | 2 | 0 | 0 | 0 | Waimes |
| 37 | 29 | 21 | 16 | 13 | 15 | 9 | 13 | 5 | 5 | 4 | 1 | 0 | Welkenraedt |
| 725 | 720 | 595 | 468 | 366 | 335 | 239 | 137 | 120 | 99 | 43 | 16 | 3 | Dont C. germanophone |
| 8 | 12 | 9 | 5 | 4 | 5 | 2 | 2 | 3 | 0 | 2 | 0 | 0 | Amblève |
| 30 | 21 | 16 | 12 | 8 | 9 | 6 | 5 | 2 | 0 | 1 | 1 | 0 | Bullange |
| 23 | 15 | 1 | 6 | 7 | 7 | 6 | 0 | 1 | 0 | 1 | 0 | 0 | Burg-Reuland |
| 17 | 11 | 9 | 6 | 5 | 5 | 6 | 3 | 2 | 1 | 3 | 1 | 0 | Butgenbach |
| 128 | 106 | 67 | 79 | 44 | 43 | 28 | 21 | 13 | 22 | 7 | 4 | 0 | Eupen |
| 154 | 199 | 174 | 129 | 104 | 105 | 63 | 35 | 36 | 22 | 10 | 0 | 1 | La Calamine |
| 73 | 72 | 56 | 35 | 33 | 24 | 14 | 12 | 12 | 12 | 3 | 3 | 1 | Lontzen |
| 273 | 260 | 243 | 183 | 150 | 126 | 106 | 54 | 47 | 37 | 14 | 7 | 1 | Raeren |
| 19 | 24 | 20 | 13 | 11 | 11 | 8 | 5 | 4 | 5 | 2 | 0 | 0 | Saint-Vith |
| 116 | 100 | 63 | 53 | 55 | 35 | 37 | 35 | 39 | 22 | 9 | 7 | 1 | Arr. de Waremme |
| 3 | 2 | 2 | 2 | 0 | 1 | 0 | 1 | 0 | 0 | 0 | 0 | 0 | Berloz |
| 1 | 5 | 4 | 6 | 5 | 2 | 5 | 3 | 2 | 1 | 0 | 0 | 0 | Braives |
| 8 | 2 | 6 | 2 | 1 | 1 | 0 | 1 | 1 | 0 | 0 | 0 | 0 | Crisnée |
| 5 | 2 | 4 | 2 | 5 | 5 | 2 | 3 | 3 | 1 | 0 | 0 | 0 | Donceel |
| 3 | 2 | 3 | 4 | 4 | 1 | 1 | 2 | 0 | 0 | 0 | 1 | 0 | Faimes |
| 7 | 8 | 5 | 3 | 3 | 1 | 0 | 2 | 0 | 2 | 2 | 0 | 1 | Fexhe-le-Haut-Clocher |
| 3 | 2 | 1 | 0 | 2 | 1 | 0 | 3 | 0 | 0 | 1 | 0 | 0 | Geer |
| 24 | 11 | 11 | 9 | 5 | 9 | 4 | 3 | 3 | 3 | 1 | 0 | 0 | Hannut |
| 4 | 3 | 4 | 3 | 0 | 1 | 0 | 1 | 2 | 0 | 0 | 1 | 0 | Lincent |
| 5 | 6 | 2 | 1 | 3 | 2 | 1 | 2 | 1 | 0 | 0 | 0 | 0 | Oreye |
| 6 | 7 | 5 | 3 | 6 | 0 | 3 | 1 | 2 | 2 | 1 | 2 | 0 | Remicourt |
| 23 | 26 | 7 | 10 | 9 | 6 | 10 | 8 | 15 | 6 | 1 | 1 | 0 | Saint-Georges-sur-Meuse |
| 21 | 22 | 9 | 6 | 8 | 4 | 10 | 3 | 10 | 7 | 3 | 2 | 0 | Waremme |
| 3 | 2 | 0 | 2 | 4 | 1 | 1 | 2 | 0 | 0 | 0 | 0 | 0 | Wasseiges |
| 665 | 486 | 340 | 333 | 290 | 203 | 184 | 156 | 152 | 105 | 42 | 15 | 8 | Prov. de Luxembourg |
| 287 | 211 | 145 | 139 | 114 | 72 | 57 | 67 | 56 | 29 | 18 | 6 | 3 | Arr. d'Arlon |
| 109 | 77 | 58 | 55 | 44 | 32 | 12 | 19 | 13 | 6 | 4 | 4 | 0 | Arlon |
| 14 | 9 | 4 | 4 | 2 | 2 | 1 | 3 | 2 | 0 | 0 | 0 | 0 | Attert |
| 119 | 92 | 63 | 57 | 49 | 30 | 32 | 31 | 31 | 19 | 12 | 1 | 0 | Aubange |
| 6 | 8 | 2 | 3 | 1 | 2 | 3 | 3 | 1 | 1 | 0 | 0 | 1 | Martelange |
| 39 | 25 | 18 | 20 | 18 | 6 | 9 | 11 | 9 | 3 | 2 | 1 | 2 | Messancy |

Population au 1.1.2004

Population étrangère par groupe d'âges - par commune - Femmes (suite)

| | Total | Moins de 18 ans | De 18 à 64 ans | 65 ans et plus | Moins de 5 ans | De 5 à 9 ans | De 10 à 14 ans | De 15 à 19 ans | De 20 à 24 ans | De 25 à 29 ans | De 30 à 34 ans |
|----------------------------------|-------|-----------------|----------------|----------------|----------------|--------------|----------------|----------------|----------------|----------------|----------------|
| Arr. de Bastogne | 580 | 73 | 455 | 52 | 17 | 18 | 21 | 38 | 47 | 59 | 75 |
| Bastogne | 242 | 38 | 181 | 23 | 9 | 10 | 10 | 18 | 28 | 32 | 32 |
| Bertogne | 20 | 5 | 15 | 0 | 0 | 1 | 2 | 3 | 0 | 2 | 3 |
| Fauvillers | 25 | 1 | 22 | 2 | 0 | 1 | 0 | 3 | 2 | 3 | 4 |
| Gouvy | 57 | 9 | 47 | 1 | 3 | 2 | 4 | 1 | 2 | 1 | 4 |
| Houffalize | 76 | 8 | 60 | 8 | 2 | 2 | 3 | 1 | 3 | 5 | 10 |
| Sainte-Ode | 17 | 0 | 14 | 3 | 0 | 0 | 0 | 0 | 0 | 1 | 4 |
| Vaux-sur-Sûre | 30 | 4 | 25 | 1 | 2 | 1 | 0 | 3 | 3 | 4 | 4 |
| Vielsalm | 113 | 8 | 91 | 14 | 1 | 1 | 2 | 9 | 9 | 11 | 14 |
| Arr. de Marche-en-Famenne | 723 | 93 | 539 | 91 | 23 | 20 | 21 | 47 | 56 | 60 | 91 |
| Durbuy | 173 | 22 | 129 | 22 | 7 | 4 | 7 | 8 | 12 | 11 | 20 |
| Erezée | 28 | 2 | 24 | 2 | 1 | 1 | 0 | 0 | 0 | 7 | 1 |
| Hotton | 43 | 4 | 31 | 8 | 0 | 0 | 2 | 3 | 2 | 4 | 7 |
| La Roche-en-Ardenne | 77 | 12 | 62 | 3 | 3 | 2 | 3 | 5 | 11 | 7 | 8 |
| Manhay | 47 | 3 | 36 | 8 | 0 | 0 | 1 | 3 | 2 | 5 | 5 |
| Marche-en-Famenne | 247 | 37 | 181 | 29 | 7 | 10 | 7 | 22 | 23 | 20 | 37 |
| Nassogne | 48 | 3 | 35 | 10 | 1 | 1 | 0 | 1 | 3 | 4 | 7 |
| Rendeux | 35 | 6 | 25 | 4 | 3 | 2 | 0 | 3 | 1 | 0 | 4 |
| Tenneville | 25 | 4 | 16 | 5 | 1 | 0 | 1 | 2 | 2 | 2 | 2 |
| Arr. de Neufchâteau | 797 | 98 | 592 | 107 | 22 | 28 | 27 | 37 | 60 | 89 | 117 |
| Bertrix | 94 | 6 | 71 | 17 | 0 | 1 | 2 | 8 | 11 | 6 | 14 |
| Bouillon | 172 | 19 | 127 | 26 | 3 | 8 | 5 | 4 | 9 | 13 | 21 |
| Daverdisse | 12 | 1 | 9 | 2 | 0 | 0 | 0 | 1 | 3 | 2 | 0 |
| Herbeumont | 23 | 3 | 15 | 5 | 0 | 2 | 1 | 1 | 2 | 0 | 4 |
| Léglise | 61 | 8 | 48 | 5 | 4 | 0 | 3 | 1 | 2 | 10 | 10 |
| Libin | 51 | 5 | 44 | 2 | 1 | 0 | 1 | 6 | 3 | 5 | 8 |
| Libramont-Chevigny | 112 | 20 | 84 | 8 | 7 | 7 | 4 | 4 | 7 | 24 | 20 |
| Neufchâteau | 94 | 11 | 72 | 11 | 3 | 3 | 3 | 3 | 12 | 13 | 13 |
| Paliseul | 62 | 8 | 43 | 11 | 2 | 3 | 2 | 2 | 5 | 8 | 10 |
| Saint-Hubert | 56 | 8 | 44 | 4 | 1 | 1 | 4 | 4 | 5 | 2 | 10 |
| Tellin | 21 | 3 | 13 | 5 | 1 | 2 | 0 | 0 | 1 | 2 | 3 |
| Wellin | 39 | 6 | 22 | 11 | 0 | 1 | 2 | 3 | 0 | 4 | 4 |
| Arr. de Virton | 1.136 | 149 | 811 | 176 | 24 | 36 | 56 | 53 | 74 | 103 | 142 |
| Chiny | 74 | 7 | 55 | 12 | 1 | 1 | 5 | 2 | 3 | 8 | 17 |
| Étalle | 73 | 6 | 61 | 6 | 4 | 0 | 0 | 6 | 5 | 12 | 7 |
| Florenville | 142 | 17 | 97 | 28 | 4 | 3 | 4 | 6 | 10 | 7 | 14 |
| Habay | 137 | 25 | 104 | 8 | 6 | 6 | 10 | 6 | 7 | 16 | 27 |
| Meix-devant-Virton | 52 | 7 | 40 | 5 | 0 | 3 | 4 | 0 | 3 | 9 | 4 |
| Musson | 173 | 28 | 121 | 24 | 1 | 10 | 11 | 10 | 8 | 13 | 19 |
| Rouvroy | 56 | 5 | 37 | 14 | 0 | 1 | 1 | 3 | 3 | 4 | 3 |
| Saint-Léger | 67 | 13 | 43 | 11 | 1 | 3 | 4 | 5 | 3 | 7 | 9 |
| Tintigny | 46 | 4 | 33 | 9 | 0 | 2 | 1 | 1 | 2 | 3 | 8 |
| Virton | 316 | 37 | 220 | 59 | 7 | 7 | 16 | 14 | 30 | 24 | 34 |
| Prov. de Namur | 8.703 | 813 | 6.285 | 1.605 | 213 | 183 | 243 | 350 | 716 | 866 | 894 |
| Arr. de Dinant | 1.474 | 195 | 1.016 | 263 | 50 | 43 | 68 | 60 | 75 | 128 | 157 |
| Anhée | 90 | 9 | 58 | 23 | 0 | 4 | 4 | 4 | 1 | 7 | 6 |
| Beauraing | 123 | 9 | 87 | 27 | 1 | 2 | 4 | 4 | 5 | 11 | 12 |
| Bièvre | 41 | 5 | 28 | 8 | 1 | 0 | 2 | 3 | 2 | 0 | 5 |
| Ciney | 161 | 21 | 103 | 37 | 5 | 5 | 6 | 6 | 11 | 9 | 18 |
| Dinant | 213 | 23 | 146 | 44 | 6 | 4 | 6 | 11 | 15 | 20 | 22 |
| Gedinne | 74 | 14 | 45 | 15 | 4 | 3 | 7 | 0 | 2 | 4 | 9 |
| Hamois | 46 | 4 | 35 | 7 | 1 | 1 | 1 | 2 | 3 | 1 | 6 |
| Hastière | 135 | 10 | 101 | 24 | 1 | 2 | 5 | 5 | 7 | 11 | 11 |
| Havelange | 49 | 4 | 41 | 4 | 1 | 0 | 3 | 2 | 2 | 8 | 6 |
| Houyet | 68 | 8 | 48 | 12 | 2 | 1 | 3 | 3 | 2 | 7 | 5 |
| Onhaye | 29 | 2 | 26 | 1 | 0 | 1 | 1 | 0 | 3 | 3 | 4 |
| Rochefort | 135 | 22 | 96 | 17 | 7 | 6 | 5 | 7 | 8 | 24 | 20 |
| Somme-Leuze | 66 | 14 | 39 | 13 | 5 | 1 | 6 | 2 | 4 | 4 | 1 |
| Vresse-sur-Semois | 91 | 16 | 66 | 9 | 3 | 5 | 6 | 5 | 4 | 6 | 8 |
| Yvoir | 153 | 34 | 97 | 22 | 13 | 8 | 9 | 6 | 6 | 13 | 24 |
| Arr. de Namur | 6.225 | 542 | 4.555 | 1.128 | 149 | 123 | 148 | 254 | 587 | 666 | 652 |
| Andenne | 493 | 54 | 320 | 119 | 15 | 9 | 14 | 22 | 33 | 41 | 35 |
| Assesse | 46 | 6 | 36 | 4 | 3 | 0 | 2 | 1 | 3 | 3 | 11 |

Population au 1.1.2004

| De 35 à 39 ans | De 40 à 44 ans | De 45 à 49 ans | De 50 à 54 ans | De 55 à 59 ans | De 60 à 64 ans | De 65 à 69 ans | De 70 à 74 ans | De 75 à 79 ans | De 80 à 84 ans | De 85 à 89 ans | De 90 à 94 ans | 95 ans et plus | |
|-------------------|-------------------|-------------------|----------------------|-------------------|----------------------|----------------------|----------------------|----------------------|-------------------|----------------------|-------------------|-------------------|----------------------------------|
| 66 | 48 | 38 | 46 | 31 | 24 | 20 | 12 | 12 | 4 | 3 | 1 | 0 | Arr. de Bastogne |
| 23 | 18 | 11 | 10 | 12 | 6 | 10 | 6 | 5 | 1 | 0 | 1 | 0 | Bastogne |
| 1 | 1 | 1 | 1 | 2 | 3 | 0 | 0 | 0 | 0 | 0 | 0 | 0 | Bertogne |
| 0 | 1 | 6 | 1 | 0 | 2 | 0 | 1 | 1 | 0 | 0 | 0 | 0 | Fauvillers |
| 15 | 11 | 3 | 5 | 3 | 2 | 1 | 0 | 0 | 0 | 0 | 0 | 0 | Gouvy |
| 13 | 7 | 3 | 10 | 3 | 6 | 5 | 0 | 1 | 1 | 1 | 0 | 0 | Houffalize |
| 5 | 1 | 1 | 1 | 0 | 1 | 1 | 2 | 0 | 0 | 0 | 0 | 0 | Sainte-Ode |
| 4 | 1 | 2 | 2 | 3 | 0 | 0 | 0 | 1 | 0 | 0 | 0 | 0 | Vaux-sur-Sûre |
| 5 | 8 | 11 | 16 | 8 | 4 | 3 | 3 | 4 | 2 | 2 | 0 | 0 | Vielsalm |
| 85 | 66 | 41 | 50 | 42 | 30 | 27 | 18 | 20 | 17 | 6 | 3 | 0 | Arr. de Marche-en-Famenne |
| 14 | 20 | 11 | 15 | 15 | 7 | 8 | 5 | 1 | 4 | 2 | 2 | 0 | Durbuy |
| 4 | 3 | 3 | 2 | 2 | 2 | 1 | 1 | 0 | 0 | 0 | 0 | 0 | Erezée |
| 5 | 1 | 4 | 4 | 2 | 1 | 2 | 0 | 2 | 3 | 1 | 0 | 0 | Hotton |
| 10 | 6 | 7 | 7 | 5 | 0 | 0 | 2 | 0 | 1 | 0 | 0 | 0 | La Roche-en-Ardenne |
| 5 | 7 | 2 | 2 | 5 | 2 | 2 | 4 | 2 | 0 | 0 | 0 | 0 | Manhay |
| 32 | 18 | 10 | 11 | 7 | 14 | 7 | 3 | 9 | 8 | 2 | 0 | 0 | Marche-en-Famenne |
| 8 | 6 | 1 | 4 | 0 | 2 | 3 | 3 | 2 | 1 | 0 | 1 | 0 | Nassogne |
| 6 | 3 | 1 | 2 | 4 | 2 | 3 | 0 | 1 | 0 | 0 | 0 | 0 | Rendeux |
| 1 | 2 | 2 | 3 | 2 | 0 | 1 | 0 | 3 | 0 | 1 | 0 | 0 | Tenneville |
| 94 | 67 | 38 | 38 | 49 | 24 | 31 | 22 | 25 | 19 | 9 | 1 | 0 | Arr. de Neufchâteau |
| 8 | 8 | 6 | 6 | 6 | 1 | 4 | 3 | 5 | 4 | 1 | 0 | 0 | Bertrix |
| 21 | 15 | 11 | 12 | 15 | 9 | 9 | 3 | 7 | 2 | 4 | 1 | 0 | Bouillon |
| 0 | 1 | 0 | 2 | 0 | 1 | 2 | 0 | 0 | 0 | 0 | 0 | 0 | Daverdisse |
| 3 | 2 | 1 | 0 | 2 | 0 | 0 | 4 | 0 | 1 | 0 | 0 | 0 | Herbeumont |
| 10 | 7 | 3 | 5 | 1 | 0 | 3 | 1 | 0 | 1 | 0 | 0 | 0 | Léglise |
| 6 | 3 | 3 | 3 | 5 | 5 | 0 | 1 | 0 | 1 | 0 | 0 | 0 | Libin |
| 12 | 8 | 1 | 4 | 4 | 2 | 1 | 0 | 4 | 2 | 1 | 0 | 0 | Libramont-Chevigny |
| 12 | 7 | 2 | 3 | 6 | 3 | 2 | 3 | 4 | 2 | 0 | 0 | 0 | Neufchâteau |
| 8 | 5 | 3 | 0 | 2 | 1 | 6 | 1 | 0 | 2 | 2 | 0 | 0 | Paliseul |
| 7 | 7 | 6 | 1 | 3 | 1 | 1 | 2 | 0 | 1 | 0 | 0 | 0 | Saint-Hubert |
| 3 | 1 | 1 | 1 | 1 | 0 | 2 | 1 | 1 | 1 | 0 | 0 | 0 | Tellin |
| 4 | 3 | 1 | 1 | 4 | 1 | 1 | 3 | 4 | 2 | 1 | 0 | 0 | Wellin |
| 133 | 94 | 78 | 60 | 54 | 53 | 49 | 37 | 39 | 36 | 6 | 4 | 5 | Arr. de Virton |
| 4 | 4 | 9 | 5 | 1 | 2 | 1 | 5 | 1 | 4 | 1 | 0 | 0 | Chiny |
| 13 | 8 | 7 | 3 | 1 | 1 | 3 | 0 | 2 | 1 | 0 | 0 | 0 | Etalle |
| 13 | 12 | 9 | 10 | 13 | 9 | 7 | 5 | 4 | 8 | 0 | 3 | 1 | Florenville |
| 19 | 13 | 5 | 8 | 5 | 1 | 0 | 2 | 3 | 2 | 1 | 0 | 0 | Habay |
| 8 | 2 | 3 | 2 | 3 | 6 | 2 | 0 | 2 | 1 | 0 | 0 | 0 | Meix-devant-Virton |
| 23 | 13 | 13 | 6 | 13 | 9 | 7 | 8 | 3 | 4 | 2 | 0 | 0 | Musson |
| 8 | 3 | 5 | 5 | 4 | 2 | 3 | 6 | 3 | 2 | 0 | 0 | 0 | Rouvroy |
| 10 | 7 | 2 | 1 | 3 | 1 | 3 | 1 | 4 | 2 | 0 | 0 | 1 | Saint-Léger |
| 9 | 3 | 2 | 2 | 3 | 1 | 4 | 1 | 0 | 3 | 1 | 0 | 0 | Tintigny |
| 26 | 29 | 23 | 18 | 8 | 21 | 19 | 9 | 17 | 9 | 1 | 1 | 3 | Virton |
| 914 | 732 | 575 | 570 | 444 | 398 | 417 | 434 | 356 | 245 | 97 | 45 | 11 | Prov. de Namur |
| 164 | 129 | 83 | 95 | 80 | 79 | 67 | 61 | 57 | 43 | 22 | 10 | 3 | Arr. de Dinant |
| 8 | 8 | 5 | 10 | 4 | 6 | 6 | 5 | 3 | 5 | 2 | 2 | 0 | Anhéé |
| 18 | 8 | 6 | 8 | 7 | 10 | 5 | 9 | 7 | 3 | 2 | 1 | 0 | Beauraing |
| 6 | 6 | 1 | 3 | 3 | 1 | 1 | 2 | 1 | 4 | 0 | 0 | 0 | Bièvre |
| 22 | 13 | 15 | 4 | 4 | 6 | 9 | 6 | 9 | 4 | 4 | 3 | 2 | Ciney |
| 20 | 14 | 14 | 14 | 16 | 7 | 11 | 14 | 6 | 8 | 4 | 1 | 0 | Dinant |
| 10 | 6 | 2 | 5 | 3 | 4 | 2 | 3 | 8 | 2 | 0 | 0 | 0 | Gedinne |
| 10 | 5 | 2 | 2 | 2 | 3 | 3 | 3 | 0 | 0 | 1 | 0 | 0 | Hamois |
| 15 | 9 | 7 | 13 | 13 | 12 | 6 | 5 | 5 | 5 | 2 | 0 | 1 | Hastière |
| 4 | 6 | 1 | 4 | 7 | 1 | 2 | 0 | 0 | 1 | 1 | 0 | 0 | Havelange |
| 11 | 11 | 4 | 1 | 0 | 6 | 3 | 0 | 4 | 4 | 0 | 1 | 0 | Houyet |
| 4 | 2 | 3 | 2 | 3 | 2 | 1 | 0 | 0 | 0 | 0 | 0 | 0 | Onhaye |
| 10 | 13 | 6 | 8 | 1 | 3 | 3 | 4 | 6 | 2 | 2 | 0 | 0 | Rochefort |
| 3 | 3 | 7 | 7 | 7 | 3 | 6 | 2 | 2 | 2 | 1 | 0 | 0 | Somme-Leuze |
| 8 | 15 | 6 | 8 | 3 | 5 | 4 | 1 | 1 | 1 | 1 | 1 | 0 | Vresse-sur-Semois |
| 15 | 10 | 4 | 6 | 7 | 10 | 5 | 7 | 5 | 2 | 2 | 1 | 0 | Yvoir |
| 634 | 513 | 420 | 380 | 306 | 265 | 299 | 323 | 244 | 171 | 58 | 25 | 8 | Arr. de Namur |
| 44 | 37 | 34 | 23 | 37 | 30 | 32 | 28 | 30 | 20 | 5 | 4 | 0 | Andenne |
| 6 | 4 | 3 | 3 | 2 | 1 | 2 | 2 | 0 | 0 | 0 | 0 | 0 | Assesse |

Population au 1.1.2004

Population étrangère par groupe d'âges - par commune - Femmes (suite et fin)

| | Total | Moins de 18 ans | De 18 à 64 ans | 65 ans et plus | Moins de 5 ans | De 5 à 9 ans | De 10 à 14 ans | De 15 à 19 ans | De 20 à 24 ans | De 25 à 29 ans | De 30 à 34 ans |
|------------------------------|--------------|-----------------|----------------|----------------|----------------|--------------|----------------|----------------|----------------|----------------|----------------|
| Eghezée | 115 | 11 | 91 | 13 | 5 | 2 | 3 | 3 | 6 | 14 | 19 |
| Fernelmont | 54 | 6 | 40 | 8 | 4 | 0 | 2 | 2 | 2 | 4 | 6 |
| Floreffe | 74 | 1 | 52 | 21 | 0 | 0 | 0 | 2 | 1 | 12 | 7 |
| Fosses-la-Ville | 102 | 5 | 72 | 25 | 2 | 1 | 0 | 3 | 3 | 6 | 8 |
| Gembloux | 471 | 49 | 374 | 48 | 21 | 7 | 13 | 16 | 77 | 76 | 61 |
| Gesves | 42 | 3 | 35 | 4 | 0 | 0 | 3 | 2 | 1 | 2 | 4 |
| Jemeppe-sur-Sambre | 281 | 13 | 208 | 60 | 4 | 1 | 4 | 7 | 12 | 24 | 40 |
| La Bruyère | 57 | 7 | 38 | 12 | 2 | 4 | 1 | 2 | 2 | 4 | 2 |
| Mettet | 125 | 4 | 89 | 32 | 0 | 2 | 0 | 5 | 4 | 7 | 9 |
| Namur | 2.830 | 285 | 2.159 | 386 | 74 | 74 | 77 | 135 | 383 | 400 | 321 |
| Ohey | 44 | 3 | 36 | 5 | 1 | 0 | 0 | 4 | 1 | 3 | 6 |
| Profondeville | 127 | 9 | 93 | 25 | 0 | 2 | 3 | 6 | 5 | 8 | 14 |
| Sambreville | 1.228 | 69 | 813 | 346 | 14 | 15 | 24 | 37 | 50 | 57 | 101 |
| Sombreffe | 136 | 17 | 99 | 20 | 4 | 6 | 2 | 7 | 4 | 5 | 8 |
| Arr. de Philippeville | 1.004 | 76 | 714 | 214 | 14 | 17 | 27 | 36 | 54 | 72 | 85 |
| Cerfontaine | 48 | 4 | 35 | 9 | 0 | 0 | 3 | 2 | 4 | 4 | 3 |
| Couvin | 245 | 21 | 163 | 61 | 2 | 6 | 7 | 14 | 15 | 16 | 20 |
| Doische | 37 | 0 | 30 | 7 | 0 | 0 | 0 | 1 | 1 | 5 | 2 |
| Florennes | 114 | 12 | 76 | 26 | 6 | 5 | 1 | 2 | 6 | 9 | 10 |
| Philippeville | 131 | 12 | 91 | 28 | 4 | 4 | 3 | 2 | 3 | 13 | 11 |
| Viroinval | 109 | 8 | 79 | 22 | 0 | 0 | 6 | 3 | 7 | 4 | 7 |
| Walcourt | 320 | 19 | 240 | 61 | 2 | 2 | 7 | 12 | 18 | 21 | 32 |

Population au 1.1.2004

| De 35 à 39 ans | De 40 à 44 ans | De 45 à 49 ans | De 50 à 54 ans | De 55 à 59 ans | De 60 à 64 ans | De 65 à 69 ans | De 70 à 74 ans | De 75 à 79 ans | De 80 à 84 ans | De 85 à 89 ans | De 90 à 94 ans | 95 ans et plus | |
|-------------------|-------------------|-------------------|----------------------|-------------------|----------------------|----------------------|----------------------|----------------------|-------------------|----------------------|-------------------|-------------------|------------------------------|
| 14 | 13 | 5 | 10 | 3 | 5 | 5 | 3 | 2 | 1 | 1 | 0 | 1 | Eghezée |
| 6 | 12 | 1 | 1 | 5 | 1 | 1 | 2 | 3 | 1 | 0 | 1 | 0 | Fernelmont |
| 9 | 4 | 6 | 4 | 2 | 6 | 5 | 6 | 6 | 3 | 1 | 0 | 0 | Floreffe |
| 15 | 15 | 10 | 6 | 7 | 1 | 3 | 8 | 10 | 4 | 0 | 0 | 0 | Fosses-la-Ville |
| 51 | 29 | 20 | 24 | 17 | 11 | 13 | 11 | 10 | 10 | 4 | 0 | 0 | Gembloux |
| 9 | 7 | 5 | 2 | 1 | 2 | 1 | 1 | 1 | 0 | 1 | 0 | 0 | Gesves |
| 28 | 27 | 22 | 19 | 22 | 11 | 15 | 20 | 8 | 12 | 2 | 3 | 0 | Jemeppe-sur-Sambre |
| 8 | 8 | 4 | 4 | 4 | 0 | 4 | 2 | 3 | 2 | 0 | 0 | 1 | La Bruyère |
| 16 | 12 | 10 | 14 | 5 | 9 | 8 | 13 | 4 | 2 | 3 | 2 | 0 | Mettet |
| 265 | 205 | 152 | 146 | 107 | 105 | 107 | 109 | 71 | 66 | 21 | 6 | 6 | Namur |
| 11 | 1 | 4 | 3 | 2 | 3 | 1 | 0 | 3 | 0 | 1 | 0 | 0 | Ohey |
| 17 | 11 | 10 | 11 | 6 | 9 | 5 | 6 | 5 | 6 | 2 | 1 | 0 | Profondeville |
| 113 | 109 | 119 | 100 | 79 | 64 | 94 | 108 | 81 | 40 | 15 | 8 | 0 | Sambreville |
| 22 | 19 | 15 | 10 | 7 | 7 | 3 | 4 | 7 | 4 | 2 | 0 | 0 | Sombreffe |
| 116 | 90 | 72 | 95 | 58 | 54 | 51 | 50 | 55 | 31 | 17 | 10 | 0 | Arr. de Philippeville |
| 8 | 4 | 4 | 4 | 2 | 1 | 6 | 1 | 0 | 0 | 1 | 1 | 0 | Cerfontaine |
| 24 | 18 | 14 | 21 | 13 | 14 | 14 | 14 | 13 | 14 | 5 | 1 | 0 | Couvin |
| 7 | 2 | 1 | 2 | 4 | 5 | 1 | 2 | 2 | 0 | 1 | 1 | 0 | Doische |
| 15 | 12 | 7 | 5 | 7 | 3 | 2 | 10 | 6 | 4 | 2 | 2 | 0 | Florennes |
| 12 | 8 | 13 | 10 | 8 | 12 | 7 | 4 | 8 | 3 | 3 | 3 | 0 | Philippeville |
| 9 | 11 | 9 | 18 | 8 | 5 | 3 | 6 | 7 | 4 | 0 | 2 | 0 | Viroinval |
| 41 | 35 | 24 | 35 | 16 | 14 | 18 | 13 | 19 | 6 | 5 | 0 | 0 | Walcourt |

**Population étrangère par sexe,
état civil et âge
- Par province**

Population au 1.1.2004

Population étrangère par sexe, état civil et âge - par province

Belgique

| | Hommes | | | | | | Femmes | | | | |
|-----------------|---------|---------|--------------------|---------|-------|---------------|---------|--------------------|---------|--------|----------------|
| | Total | Total | Céliba - taires | Mariés | Veufs | Divor- cés | Total | Céliba - taires | Mariées | Veuves | Divor- cées |
| Total | 860.287 | 442.639 | 179.862 | 227.156 | 7.734 | 27.887 | 417.648 | 152.764 | 207.236 | 34.643 | 23.005 |
| Moins de 5 ans | 34.946 | 17.839 | 17.839 | 0 | 0 | 0 | 17.107 | 17.107 | 0 | 0 | 0 |
| De 5 à 9 ans | 34.143 | 17.517 | 17.517 | 0 | 0 | 0 | 16.626 | 16.626 | 0 | 0 | 0 |
| De 10 à 14 ans | 35.191 | 18.020 | 18.020 | 0 | 0 | 0 | 17.171 | 17.171 | 0 | 0 | 0 |
| De 15 à 19 ans | 38.058 | 18.544 | 18.428 | 116 | 0 | 0 | 19.514 | 18.178 | 1.331 | 1 | 4 |
| De 20 à 24 ans | 58.894 | 26.797 | 22.460 | 4.222 | 2 | 113 | 32.097 | 20.900 | 10.941 | 26 | 230 |
| De 25 à 29 ans | 80.317 | 39.224 | 23.798 | 14.604 | 21 | 801 | 41.093 | 19.159 | 20.783 | 99 | 1.052 |
| De 30 à 34 ans | 93.273 | 47.722 | 21.372 | 24.172 | 53 | 2.125 | 45.551 | 14.850 | 28.067 | 248 | 2.386 |
| De 35 à 39 ans | 91.703 | 48.276 | 15.500 | 29.124 | 94 | 3.558 | 43.427 | 10.027 | 29.448 | 410 | 3.542 |
| De 40 à 44 ans | 79.328 | 42.817 | 9.857 | 28.431 | 176 | 4.353 | 36.511 | 6.429 | 25.845 | 606 | 3.631 |
| De 45 à 49 ans | 67.688 | 37.733 | 5.741 | 26.962 | 287 | 4.743 | 29.955 | 3.886 | 21.898 | 906 | 3.265 |
| De 50 à 54 ans | 58.202 | 32.393 | 3.214 | 24.426 | 447 | 4.306 | 25.809 | 2.635 | 18.891 | 1.502 | 2.781 |
| De 55 à 59 ans | 50.537 | 28.077 | 2.154 | 22.008 | 598 | 3.317 | 22.460 | 1.627 | 16.334 | 2.274 | 2.225 |
| De 60 à 64 ans | 38.887 | 20.829 | 1.331 | 16.909 | 642 | 1.947 | 18.058 | 1.051 | 12.358 | 3.251 | 1.398 |
| De 65 à 69 ans | 33.387 | 17.113 | 943 | 14.024 | 881 | 1.265 | 16.274 | 844 | 9.616 | 4.796 | 1.018 |
| De 70 à 74 ans | 27.601 | 13.720 | 732 | 11.067 | 1.212 | 709 | 13.881 | 719 | 6.481 | 5.999 | 682 |
| De 75 à 79 ans | 20.394 | 9.386 | 566 | 7.001 | 1.413 | 406 | 11.008 | 611 | 3.561 | 6.399 | 437 |
| De 80 à 84 ans | 11.813 | 4.873 | 280 | 3.202 | 1.194 | 197 | 6.940 | 480 | 1.370 | 4.846 | 244 |
| De 85 à 89 ans | 3.754 | 1.247 | 80 | 683 | 449 | 35 | 2.507 | 261 | 237 | 1.941 | 68 |
| De 90 à 94 ans | 1.736 | 426 | 21 | 183 | 214 | 8 | 1.310 | 154 | 63 | 1.059 | 34 |
| De 95 à 99 ans | 366 | 76 | 7 | 18 | 47 | 4 | 290 | 44 | 9 | 232 | 5 |
| 100 ans et plus | 69 | 10 | 2 | 4 | 4 | 0 | 59 | 5 | 3 | 48 | 3 |
| 1 an | 7.046 | 3.566 | 3.566 | 0 | 0 | 0 | 3.480 | 3.480 | 0 | 0 | 0 |
| 2 ans | 6.947 | 3.563 | 3.563 | 0 | 0 | 0 | 3.384 | 3.384 | 0 | 0 | 0 |
| 3 ans | 6.941 | 3.522 | 3.522 | 0 | 0 | 0 | 3.419 | 3.419 | 0 | 0 | 0 |
| 4 ans | 6.691 | 3.394 | 3.394 | 0 | 0 | 0 | 3.297 | 3.297 | 0 | 0 | 0 |
| 5 ans | 6.753 | 3.364 | 3.364 | 0 | 0 | 0 | 3.389 | 3.389 | 0 | 0 | 0 |
| 6 ans | 6.846 | 3.523 | 3.523 | 0 | 0 | 0 | 3.323 | 3.323 | 0 | 0 | 0 |
| 7 ans | 6.735 | 3.398 | 3.398 | 0 | 0 | 0 | 3.337 | 3.337 | 0 | 0 | 0 |
| 8 ans | 6.842 | 3.590 | 3.590 | 0 | 0 | 0 | 3.252 | 3.252 | 0 | 0 | 0 |
| 9 ans | 6.967 | 3.642 | 3.642 | 0 | 0 | 0 | 3.325 | 3.325 | 0 | 0 | 0 |
| 10 ans | 6.994 | 3.565 | 3.565 | 0 | 0 | 0 | 3.429 | 3.429 | 0 | 0 | 0 |
| 11 ans | 7.057 | 3.662 | 3.662 | 0 | 0 | 0 | 3.395 | 3.395 | 0 | 0 | 0 |
| 12 ans | 6.998 | 3.591 | 3.591 | 0 | 0 | 0 | 3.407 | 3.407 | 0 | 0 | 0 |
| 13 ans | 7.108 | 3.633 | 3.633 | 0 | 0 | 0 | 3.475 | 3.475 | 0 | 0 | 0 |
| 14 ans | 7.034 | 3.569 | 3.569 | 0 | 0 | 0 | 3.465 | 3.465 | 0 | 0 | 0 |
| 15 ans | 7.203 | 3.652 | 3.652 | 0 | 0 | 0 | 3.551 | 3.547 | 4 | 0 | 0 |
| 16 ans | 7.282 | 3.672 | 3.672 | 0 | 0 | 0 | 3.610 | 3.592 | 18 | 0 | 0 |
| 17 ans | 7.556 | 3.749 | 3.749 | 0 | 0 | 0 | 3.807 | 3.703 | 104 | 0 | 0 |
| 18 ans | 7.770 | 3.671 | 3.654 | 17 | 0 | 0 | 4.099 | 3.684 | 413 | 0 | 2 |
| 19 ans | 8.247 | 3.800 | 3.701 | 99 | 0 | 0 | 4.447 | 3.652 | 792 | 1 | 2 |
| 20 ans | 9.127 | 4.156 | 3.922 | 233 | 0 | 1 | 4.971 | 3.717 | 1.237 | 3 | 14 |
| 21 ans | 10.713 | 4.894 | 4.433 | 456 | 0 | 5 | 5.819 | 4.097 | 1.689 | 6 | 27 |
| 22 ans | 11.838 | 5.314 | 4.524 | 769 | 1 | 20 | 6.524 | 4.229 | 2.254 | 5 | 36 |
| 23 ans | 13.249 | 5.946 | 4.784 | 1.130 | 1 | 31 | 7.303 | 4.533 | 2.702 | 4 | 64 |
| 24 ans | 13.967 | 6.487 | 4.797 | 1.634 | 0 | 56 | 7.480 | 4.324 | 3.059 | 8 | 89 |
| 25 ans | 15.010 | 7.089 | 4.864 | 2.125 | 1 | 99 | 7.921 | 4.249 | 3.539 | 12 | 121 |
| 26 ans | 15.451 | 7.409 | 4.803 | 2.498 | 3 | 105 | 8.042 | 4.053 | 3.801 | 17 | 171 |
| 27 ans | 16.011 | 7.820 | 4.825 | 2.837 | 7 | 151 | 8.191 | 3.838 | 4.133 | 17 | 203 |
| 28 ans | 16.316 | 8.074 | 4.602 | 3.271 | 2 | 199 | 8.242 | 3.565 | 4.394 | 25 | 258 |
| 29 ans | 17.529 | 8.832 | 4.704 | 3.873 | 8 | 247 | 8.697 | 3.454 | 4.916 | 28 | 299 |
| 30 ans | 17.971 | 9.159 | 4.746 | 4.111 | 7 | 295 | 8.812 | 3.405 | 5.017 | 28 | 362 |
| 31 ans | 18.696 | 9.532 | 4.494 | 4.634 | 12 | 392 | 9.164 | 3.165 | 5.551 | 38 | 410 |
| 32 ans | 18.624 | 9.479 | 4.291 | 4.794 | 4 | 390 | 9.145 | 2.947 | 5.651 | 42 | 505 |
| 33 ans | 19.085 | 9.786 | 4.105 | 5.180 | 13 | 488 | 9.299 | 2.806 | 5.907 | 68 | 518 |
| 34 ans | 18.897 | 9.766 | 3.736 | 5.453 | 17 | 560 | 9.131 | 2.527 | 5.941 | 72 | 591 |
| 35 ans | 18.620 | 9.636 | 3.499 | 5.536 | 11 | 590 | 8.984 | 2.341 | 5.964 | 54 | 625 |
| 36 ans | 17.951 | 9.373 | 3.178 | 5.549 | 17 | 629 | 8.578 | 2.068 | 5.780 | 57 | 673 |
| 37 ans | 18.821 | 9.951 | 3.071 | 6.097 | 23 | 760 | 8.870 | 1.999 | 6.041 | 90 | 740 |

| | Hommes | | | | | | Femmes | | | | |
|--------|--------|-------|--------------------|--------|-------|---------------|--------|--------------------|---------|--------|----------------|
| | Total | Total | Céliba - taires | Mariés | Veufs | Divor- cés | Total | Céliba - taires | Mariées | Veuves | Divor- cées |
| 38 ans | 18.331 | 9.762 | 2.975 | 5.975 | 19 | 793 | 8.569 | 1.829 | 5.878 | 106 | 756 |
| 39 ans | 17.980 | 9.554 | 2.777 | 5.967 | 24 | 786 | 8.426 | 1.790 | 5.785 | 103 | 748 |
| 40 ans | 16.831 | 8.979 | 2.381 | 5.747 | 36 | 815 | 7.852 | 1.590 | 5.412 | 101 | 749 |
| 41 ans | 16.327 | 8.807 | 2.150 | 5.815 | 23 | 819 | 7.520 | 1.357 | 5.346 | 99 | 718 |
| 42 ans | 15.669 | 8.445 | 1.910 | 5.622 | 30 | 883 | 7.224 | 1.298 | 5.080 | 119 | 727 |
| 43 ans | 15.747 | 8.611 | 1.880 | 5.786 | 49 | 896 | 7.136 | 1.177 | 5.079 | 137 | 743 |
| 44 ans | 14.754 | 7.975 | 1.536 | 5.461 | 38 | 940 | 6.779 | 1.007 | 4.928 | 150 | 694 |
| 45 ans | 14.320 | 8.040 | 1.488 | 5.551 | 50 | 951 | 6.280 | 867 | 4.606 | 155 | 652 |
| 46 ans | 13.684 | 7.556 | 1.232 | 5.322 | 49 | 953 | 6.128 | 860 | 4.428 | 164 | 676 |
| 47 ans | 13.747 | 7.685 | 1.132 | 5.533 | 43 | 977 | 6.062 | 794 | 4.399 | 192 | 677 |
| 48 ans | 13.233 | 7.399 | 1.022 | 5.346 | 68 | 963 | 5.834 | 681 | 4.297 | 193 | 663 |
| 49 ans | 12.704 | 7.053 | 867 | 5.210 | 77 | 899 | 5.651 | 684 | 4.168 | 202 | 597 |
| 50 ans | 11.972 | 6.684 | 781 | 4.926 | 81 | 896 | 5.288 | 587 | 3.867 | 260 | 574 |
| 51 ans | 11.999 | 6.676 | 693 | 5.008 | 77 | 898 | 5.323 | 596 | 3.867 | 285 | 575 |
| 52 ans | 11.311 | 6.298 | 621 | 4.735 | 85 | 857 | 5.013 | 493 | 3.697 | 269 | 554 |
| 53 ans | 11.666 | 6.423 | 573 | 4.885 | 105 | 860 | 5.243 | 513 | 3.871 | 318 | 541 |
| 54 ans | 11.254 | 6.312 | 546 | 4.872 | 99 | 795 | 4.942 | 446 | 3.589 | 370 | 537 |
| 55 ans | 11.358 | 6.309 | 536 | 4.922 | 111 | 740 | 5.049 | 393 | 3.696 | 424 | 536 |
| 56 ans | 11.009 | 6.174 | 471 | 4.813 | 124 | 766 | 4.835 | 352 | 3.569 | 407 | 507 |
| 57 ans | 10.437 | 5.914 | 475 | 4.574 | 141 | 724 | 4.523 | 354 | 3.315 | 424 | 430 |
| 58 ans | 8.836 | 4.858 | 333 | 3.900 | 97 | 528 | 3.978 | 260 | 2.850 | 493 | 375 |
| 59 ans | 8.897 | 4.822 | 339 | 3.799 | 125 | 559 | 4.075 | 268 | 2.904 | 526 | 377 |
| 60 ans | 8.138 | 4.446 | 306 | 3.561 | 109 | 470 | 3.692 | 214 | 2.646 | 495 | 337 |
| 61 ans | 7.759 | 4.179 | 291 | 3.364 | 119 | 405 | 3.580 | 244 | 2.498 | 570 | 268 |
| 62 ans | 7.159 | 3.880 | 259 | 3.123 | 116 | 382 | 3.279 | 195 | 2.262 | 578 | 244 |
| 63 ans | 8.260 | 4.309 | 251 | 3.533 | 144 | 381 | 3.951 | 191 | 2.669 | 813 | 278 |
| 64 ans | 7.571 | 4.015 | 224 | 3.328 | 154 | 309 | 3.556 | 207 | 2.283 | 795 | 271 |
| 65 ans | 7.358 | 3.807 | 229 | 3.083 | 165 | 330 | 3.551 | 187 | 2.228 | 876 | 260 |
| 66 ans | 6.770 | 3.563 | 188 | 2.971 | 169 | 235 | 3.207 | 177 | 1.943 | 859 | 228 |
| 67 ans | 6.607 | 3.384 | 184 | 2.763 | 167 | 270 | 3.223 | 160 | 1.910 | 958 | 195 |
| 68 ans | 6.429 | 3.269 | 177 | 2.683 | 183 | 226 | 3.160 | 155 | 1.824 | 997 | 184 |
| 69 ans | 6.223 | 3.090 | 165 | 2.524 | 197 | 204 | 3.133 | 165 | 1.711 | 1.106 | 151 |
| 70 ans | 5.967 | 2.984 | 156 | 2.452 | 227 | 149 | 2.983 | 157 | 1.588 | 1.096 | 142 |
| 71 ans | 5.735 | 2.913 | 144 | 2.374 | 219 | 176 | 2.822 | 142 | 1.427 | 1.097 | 156 |
| 72 ans | 5.297 | 2.632 | 149 | 2.111 | 242 | 130 | 2.665 | 145 | 1.246 | 1.137 | 137 |
| 73 ans | 5.663 | 2.741 | 152 | 2.184 | 261 | 144 | 2.922 | 146 | 1.243 | 1.400 | 133 |
| 74 ans | 4.939 | 2.450 | 131 | 1.946 | 263 | 110 | 2.489 | 129 | 977 | 1.269 | 114 |
| 75 ans | 4.614 | 2.179 | 136 | 1.687 | 252 | 104 | 2.435 | 117 | 965 | 1.247 | 106 |
| 76 ans | 4.360 | 2.061 | 119 | 1.577 | 262 | 103 | 2.299 | 122 | 797 | 1.299 | 81 |
| 77 ans | 4.154 | 1.899 | 101 | 1.403 | 314 | 81 | 2.255 | 129 | 719 | 1.322 | 85 |
| 78 ans | 3.801 | 1.707 | 125 | 1.234 | 285 | 63 | 2.094 | 128 | 602 | 1.272 | 92 |
| 79 ans | 3.465 | 1.540 | 85 | 1.100 | 300 | 55 | 1.925 | 115 | 478 | 1.259 | 73 |
| 80 ans | 3.208 | 1.390 | 79 | 937 | 306 | 68 | 1.818 | 117 | 431 | 1.207 | 63 |
| 81 ans | 2.795 | 1.207 | 70 | 801 | 285 | 51 | 1.588 | 98 | 332 | 1.100 | 58 |
| 82 ans | 2.366 | 989 | 52 | 659 | 248 | 30 | 1.377 | 106 | 288 | 941 | 42 |
| 83 ans | 2.150 | 800 | 45 | 509 | 213 | 33 | 1.350 | 107 | 201 | 990 | 52 |
| 84 ans | 1.294 | 487 | 34 | 296 | 142 | 15 | 807 | 52 | 118 | 608 | 29 |
| 85 ans | 886 | 335 | 14 | 192 | 118 | 11 | 551 | 63 | 60 | 408 | 20 |
| 86 ans | 780 | 269 | 18 | 160 | 85 | 6 | 511 | 58 | 59 | 381 | 13 |
| 87 ans | 686 | 233 | 20 | 134 | 75 | 4 | 453 | 40 | 39 | 361 | 13 |
| 88 ans | 727 | 215 | 18 | 106 | 87 | 4 | 512 | 47 | 49 | 406 | 10 |
| 89 ans | 675 | 195 | 10 | 91 | 84 | 10 | 480 | 53 | 30 | 385 | 12 |
| 90 ans | 540 | 145 | 6 | 66 | 71 | 2 | 395 | 50 | 26 | 308 | 11 |
| 91 ans | 439 | 122 | 5 | 54 | 60 | 3 | 317 | 32 | 19 | 258 | 8 |
| 92 ans | 322 | 75 | 6 | 32 | 37 | 0 | 247 | 31 | 10 | 199 | 7 |
| 93 ans | 249 | 54 | 2 | 22 | 27 | 3 | 195 | 22 | 3 | 167 | 3 |
| 94 ans | 186 | 30 | 2 | 9 | 19 | 0 | 156 | 19 | 5 | 127 | 5 |
| 95 ans | 159 | 39 | 3 | 10 | 25 | 1 | 120 | 12 | 6 | 100 | 2 |
| 96 ans | 78 | 15 | 3 | 4 | 8 | 0 | 63 | 7 | 0 | 54 | 2 |
| 97 ans | 53 | 8 | 0 | 1 | 6 | 1 | 45 | 10 | 1 | 33 | 1 |
| 98 ans | 45 | 8 | 0 | 1 | 5 | 2 | 37 | 9 | 1 | 27 | 0 |
| 99 ans | 31 | 6 | 1 | 2 | 3 | 0 | 25 | 6 | 1 | 18 | 0 |

Population au 1.1.2004

Population étrangère par sexe, état civil et âge - par province (suite)

Région de Bruxelles-Capitale

| | Hommes | | | | | | Femmes | | | | |
|-----------------|---------|---------|--------------------|--------|-------|---------------|---------|--------------------|---------|--------|----------------|
| | Total | Total | Céliba - taires | Mariés | Veufs | Divor- cés | Total | Céliba - taires | Mariées | Veuves | Divor- cées |
| Total | 263.451 | 132.195 | 65.092 | 58.895 | 1.343 | 6.865 | 131.256 | 59.447 | 56.935 | 7.506 | 7.368 |
| Moins de 5 ans | 13.171 | 6.644 | 6.644 | 0 | 0 | 0 | 6.527 | 6.527 | 0 | 0 | 0 |
| De 5 à 9 ans | 11.572 | 5.965 | 5.965 | 0 | 0 | 0 | 5.607 | 5.607 | 0 | 0 | 0 |
| De 10 à 14 ans | 11.139 | 5.776 | 5.776 | 0 | 0 | 0 | 5.363 | 5.363 | 0 | 0 | 0 |
| De 15 à 19 ans | 11.851 | 5.786 | 5.763 | 23 | 0 | 0 | 6.065 | 5.628 | 433 | 1 | 3 |
| De 20 à 24 ans | 20.669 | 9.193 | 7.873 | 1.275 | 1 | 44 | 11.476 | 7.648 | 3.709 | 7 | 112 |
| De 25 à 29 ans | 31.272 | 15.203 | 9.829 | 5.018 | 4 | 352 | 16.069 | 8.869 | 6.743 | 34 | 423 |
| De 30 à 34 ans | 34.437 | 17.852 | 8.803 | 8.233 | 16 | 800 | 16.585 | 6.990 | 8.761 | 76 | 758 |
| De 35 à 39 ans | 30.086 | 16.051 | 6.086 | 8.928 | 30 | 1.007 | 14.035 | 4.692 | 8.235 | 120 | 988 |
| De 40 à 44 ans | 23.201 | 12.178 | 3.615 | 7.487 | 60 | 1.016 | 11.023 | 2.821 | 6.969 | 173 | 1.060 |
| De 45 à 49 ans | 18.121 | 9.392 | 1.912 | 6.444 | 65 | 971 | 8.729 | 1.727 | 5.779 | 250 | 973 |
| De 50 à 54 ans | 14.935 | 7.589 | 1.075 | 5.533 | 82 | 899 | 7.346 | 1.168 | 4.862 | 425 | 891 |
| De 55 à 59 ans | 12.583 | 6.410 | 690 | 4.857 | 108 | 755 | 6.173 | 794 | 4.011 | 598 | 770 |
| De 60 à 64 ans | 9.624 | 4.792 | 441 | 3.780 | 120 | 451 | 4.832 | 490 | 2.983 | 881 | 478 |
| De 65 à 69 ans | 7.824 | 3.752 | 284 | 3.024 | 164 | 280 | 4.072 | 340 | 2.178 | 1.176 | 378 |
| De 70 à 74 ans | 5.894 | 2.802 | 149 | 2.284 | 219 | 150 | 3.092 | 294 | 1.310 | 1.248 | 240 |
| De 75 à 79 ans | 3.699 | 1.612 | 92 | 1.234 | 200 | 86 | 2.087 | 202 | 629 | 1.089 | 167 |
| De 80 à 84 ans | 2.088 | 837 | 67 | 572 | 156 | 42 | 1.251 | 159 | 259 | 753 | 80 |
| De 85 à 89 ans | 768 | 242 | 19 | 147 | 68 | 8 | 526 | 71 | 49 | 381 | 25 |
| De 90 à 94 ans | 404 | 93 | 7 | 47 | 36 | 3 | 311 | 42 | 20 | 231 | 18 |
| De 95 à 99 ans | 88 | 21 | 1 | 7 | 12 | 1 | 67 | 15 | 4 | 46 | 2 |
| 100 ans et plus | 25 | 5 | 1 | 2 | 2 | 0 | 20 | 0 | 1 | 17 | 2 |
| 1 an | 2.686 | 1.312 | 1.312 | 0 | 0 | 0 | 1.374 | 1.374 | 0 | 0 | 0 |
| 2 ans | 2.675 | 1.341 | 1.341 | 0 | 0 | 0 | 1.334 | 1.334 | 0 | 0 | 0 |
| 3 ans | 2.454 | 1.250 | 1.250 | 0 | 0 | 0 | 1.204 | 1.204 | 0 | 0 | 0 |
| 4 ans | 2.355 | 1.201 | 1.201 | 0 | 0 | 0 | 1.154 | 1.154 | 0 | 0 | 0 |
| 5 ans | 2.380 | 1.173 | 1.173 | 0 | 0 | 0 | 1.207 | 1.207 | 0 | 0 | 0 |
| 6 ans | 2.301 | 1.225 | 1.225 | 0 | 0 | 0 | 1.076 | 1.076 | 0 | 0 | 0 |
| 7 ans | 2.303 | 1.173 | 1.173 | 0 | 0 | 0 | 1.130 | 1.130 | 0 | 0 | 0 |
| 8 ans | 2.336 | 1.224 | 1.224 | 0 | 0 | 0 | 1.112 | 1.112 | 0 | 0 | 0 |
| 9 ans | 2.252 | 1.170 | 1.170 | 0 | 0 | 0 | 1.082 | 1.082 | 0 | 0 | 0 |
| 10 ans | 2.326 | 1.212 | 1.212 | 0 | 0 | 0 | 1.114 | 1.114 | 0 | 0 | 0 |
| 11 ans | 2.264 | 1.196 | 1.196 | 0 | 0 | 0 | 1.068 | 1.068 | 0 | 0 | 0 |
| 12 ans | 2.121 | 1.098 | 1.098 | 0 | 0 | 0 | 1.023 | 1.023 | 0 | 0 | 0 |
| 13 ans | 2.227 | 1.124 | 1.124 | 0 | 0 | 0 | 1.103 | 1.103 | 0 | 0 | 0 |
| 14 ans | 2.201 | 1.146 | 1.146 | 0 | 0 | 0 | 1.055 | 1.055 | 0 | 0 | 0 |
| 15 ans | 2.252 | 1.174 | 1.174 | 0 | 0 | 0 | 1.078 | 1.076 | 2 | 0 | 0 |
| 16 ans | 2.240 | 1.134 | 1.134 | 0 | 0 | 0 | 1.106 | 1.097 | 9 | 0 | 0 |
| 17 ans | 2.292 | 1.148 | 1.148 | 0 | 0 | 0 | 1.144 | 1.114 | 30 | 0 | 0 |
| 18 ans | 2.365 | 1.123 | 1.121 | 2 | 0 | 0 | 1.242 | 1.113 | 127 | 0 | 2 |
| 19 ans | 2.702 | 1.207 | 1.186 | 21 | 0 | 0 | 1.495 | 1.228 | 265 | 1 | 1 |
| 20 ans | 3.050 | 1.355 | 1.294 | 60 | 0 | 1 | 1.695 | 1.252 | 434 | 1 | 8 |
| 21 ans | 3.694 | 1.662 | 1.542 | 119 | 0 | 1 | 2.032 | 1.412 | 603 | 1 | 16 |
| 22 ans | 4.133 | 1.820 | 1.588 | 225 | 1 | 6 | 2.313 | 1.533 | 762 | 2 | 16 |
| 23 ans | 4.700 | 2.053 | 1.697 | 345 | 0 | 11 | 2.647 | 1.705 | 909 | 0 | 33 |
| 24 ans | 5.092 | 2.303 | 1.752 | 526 | 0 | 25 | 2.789 | 1.746 | 1.001 | 3 | 39 |
| 25 ans | 5.644 | 2.593 | 1.875 | 675 | 0 | 43 | 3.051 | 1.860 | 1.126 | 6 | 59 |
| 26 ans | 5.997 | 2.880 | 1.961 | 870 | 0 | 49 | 3.117 | 1.799 | 1.235 | 2 | 81 |
| 27 ans | 6.362 | 3.093 | 2.046 | 972 | 3 | 72 | 3.269 | 1.841 | 1.349 | 7 | 72 |
| 28 ans | 6.426 | 3.171 | 1.950 | 1.141 | 0 | 80 | 3.255 | 1.683 | 1.456 | 9 | 107 |
| 29 ans | 6.843 | 3.466 | 1.997 | 1.360 | 1 | 108 | 3.377 | 1.686 | 1.577 | 10 | 104 |
| 30 ans | 6.908 | 3.535 | 1.985 | 1.445 | 3 | 102 | 3.373 | 1.604 | 1.635 | 9 | 125 |
| 31 ans | 6.967 | 3.550 | 1.829 | 1.556 | 5 | 160 | 3.417 | 1.509 | 1.759 | 9 | 140 |
| 32 ans | 6.899 | 3.541 | 1.757 | 1.616 | 1 | 167 | 3.358 | 1.379 | 1.801 | 11 | 167 |
| 33 ans | 6.958 | 3.721 | 1.708 | 1.825 | 4 | 184 | 3.237 | 1.288 | 1.789 | 21 | 139 |
| 34 ans | 6.705 | 3.505 | 1.524 | 1.791 | 3 | 187 | 3.200 | 1.210 | 1.777 | 26 | 187 |
| 35 ans | 6.486 | 3.452 | 1.402 | 1.872 | 4 | 174 | 3.034 | 1.114 | 1.713 | 18 | 189 |
| 36 ans | 6.176 | 3.304 | 1.319 | 1.797 | 2 | 186 | 2.872 | 988 | 1.678 | 16 | 190 |
| 37 ans | 5.926 | 3.194 | 1.151 | 1.832 | 13 | 198 | 2.732 | 898 | 1.605 | 29 | 200 |

| | Hommes | | | | | | Femmes | | | | |
|--------|--------|-------|--------------------|--------|-------|---------------|--------|--------------------|---------|--------|----------------|
| | Total | Total | Céliba - taires | Mariés | Veufs | Divor- cés | Total | Céliba - taires | Mariées | Veuves | Divor- cées |
| 38 ans | 5.893 | 3.141 | 1.141 | 1.776 | 3 | 221 | 2.752 | 854 | 1.655 | 30 | 213 |
| 39 ans | 5.605 | 2.960 | 1.073 | 1.651 | 8 | 228 | 2.645 | 838 | 1.584 | 27 | 196 |
| 40 ans | 5.064 | 2.651 | 885 | 1.542 | 14 | 210 | 2.413 | 685 | 1.495 | 28 | 205 |
| 41 ans | 4.937 | 2.629 | 802 | 1.633 | 10 | 184 | 2.308 | 601 | 1.469 | 24 | 214 |
| 42 ans | 4.580 | 2.446 | 698 | 1.524 | 6 | 218 | 2.134 | 558 | 1.333 | 31 | 212 |
| 43 ans | 4.486 | 2.319 | 657 | 1.460 | 16 | 186 | 2.167 | 522 | 1.381 | 43 | 221 |
| 44 ans | 4.134 | 2.133 | 573 | 1.328 | 14 | 218 | 2.001 | 455 | 1.291 | 47 | 208 |
| 45 ans | 3.870 | 2.069 | 499 | 1.354 | 10 | 206 | 1.801 | 389 | 1.194 | 41 | 177 |
| 46 ans | 3.718 | 1.881 | 411 | 1.268 | 10 | 192 | 1.837 | 383 | 1.196 | 54 | 204 |
| 47 ans | 3.673 | 1.913 | 386 | 1.320 | 9 | 198 | 1.760 | 342 | 1.170 | 50 | 198 |
| 48 ans | 3.569 | 1.875 | 328 | 1.317 | 19 | 211 | 1.694 | 314 | 1.123 | 49 | 208 |
| 49 ans | 3.291 | 1.654 | 288 | 1.185 | 17 | 164 | 1.637 | 299 | 1.096 | 56 | 186 |
| 50 ans | 3.123 | 1.596 | 273 | 1.122 | 14 | 187 | 1.527 | 251 | 1.010 | 73 | 193 |
| 51 ans | 3.216 | 1.626 | 250 | 1.178 | 17 | 181 | 1.590 | 264 | 1.051 | 84 | 191 |
| 52 ans | 2.780 | 1.400 | 187 | 1.025 | 15 | 173 | 1.380 | 226 | 903 | 73 | 178 |
| 53 ans | 3.060 | 1.560 | 189 | 1.134 | 19 | 218 | 1.500 | 231 | 1.008 | 88 | 173 |
| 54 ans | 2.756 | 1.407 | 176 | 1.074 | 17 | 140 | 1.349 | 196 | 890 | 107 | 156 |
| 55 ans | 2.820 | 1.469 | 181 | 1.114 | 15 | 159 | 1.351 | 188 | 898 | 97 | 168 |
| 56 ans | 2.718 | 1.399 | 147 | 1.042 | 23 | 187 | 1.319 | 167 | 867 | 100 | 185 |
| 57 ans | 2.550 | 1.288 | 146 | 964 | 21 | 157 | 1.262 | 173 | 833 | 121 | 135 |
| 58 ans | 2.240 | 1.123 | 116 | 865 | 18 | 124 | 1.117 | 126 | 728 | 131 | 132 |
| 59 ans | 2.255 | 1.131 | 100 | 872 | 31 | 128 | 1.124 | 140 | 685 | 149 | 150 |
| 60 ans | 2.051 | 1.040 | 109 | 795 | 16 | 120 | 1.011 | 108 | 651 | 138 | 114 |
| 61 ans | 1.972 | 1.007 | 95 | 799 | 25 | 88 | 965 | 122 | 605 | 157 | 81 |
| 62 ans | 1.683 | 839 | 83 | 641 | 25 | 90 | 844 | 89 | 524 | 154 | 77 |
| 63 ans | 2.075 | 999 | 76 | 816 | 23 | 84 | 1.076 | 91 | 672 | 215 | 98 |
| 64 ans | 1.843 | 907 | 78 | 729 | 31 | 69 | 936 | 80 | 531 | 217 | 108 |
| 65 ans | 1.783 | 902 | 74 | 717 | 24 | 87 | 881 | 71 | 505 | 219 | 86 |
| 66 ans | 1.578 | 787 | 56 | 646 | 34 | 51 | 791 | 70 | 432 | 206 | 83 |
| 67 ans | 1.571 | 733 | 52 | 596 | 32 | 53 | 838 | 63 | 451 | 238 | 86 |
| 68 ans | 1.494 | 674 | 54 | 543 | 32 | 45 | 820 | 70 | 433 | 242 | 75 |
| 69 ans | 1.398 | 656 | 48 | 522 | 42 | 44 | 742 | 66 | 357 | 271 | 48 |
| 70 ans | 1.259 | 611 | 27 | 513 | 42 | 29 | 648 | 62 | 318 | 223 | 45 |
| 71 ans | 1.292 | 628 | 35 | 507 | 45 | 41 | 664 | 55 | 302 | 247 | 60 |
| 72 ans | 1.091 | 503 | 27 | 414 | 40 | 22 | 588 | 65 | 249 | 226 | 48 |
| 73 ans | 1.283 | 582 | 35 | 472 | 47 | 28 | 701 | 62 | 259 | 327 | 53 |
| 74 ans | 969 | 478 | 25 | 378 | 45 | 30 | 491 | 50 | 182 | 225 | 34 |
| 75 ans | 943 | 412 | 25 | 321 | 44 | 22 | 531 | 50 | 189 | 252 | 40 |
| 76 ans | 792 | 355 | 22 | 274 | 35 | 24 | 437 | 40 | 137 | 232 | 28 |
| 77 ans | 732 | 334 | 12 | 263 | 42 | 17 | 398 | 33 | 109 | 221 | 35 |
| 78 ans | 647 | 271 | 21 | 203 | 37 | 10 | 376 | 41 | 111 | 189 | 35 |
| 79 ans | 585 | 240 | 12 | 173 | 42 | 13 | 345 | 38 | 83 | 195 | 29 |
| 80 ans | 532 | 216 | 12 | 157 | 35 | 12 | 316 | 38 | 77 | 180 | 21 |
| 81 ans | 483 | 215 | 22 | 126 | 55 | 12 | 268 | 33 | 60 | 160 | 15 |
| 82 ans | 424 | 189 | 13 | 144 | 28 | 4 | 235 | 36 | 52 | 133 | 14 |
| 83 ans | 404 | 129 | 10 | 86 | 21 | 12 | 275 | 38 | 41 | 180 | 16 |
| 84 ans | 245 | 88 | 10 | 59 | 17 | 2 | 157 | 14 | 29 | 100 | 14 |
| 85 ans | 195 | 71 | 2 | 47 | 17 | 5 | 124 | 20 | 12 | 84 | 8 |
| 86 ans | 179 | 58 | 4 | 35 | 18 | 1 | 121 | 16 | 9 | 89 | 7 |
| 87 ans | 123 | 36 | 4 | 24 | 8 | 0 | 87 | 6 | 11 | 66 | 4 |
| 88 ans | 134 | 40 | 7 | 19 | 12 | 2 | 94 | 13 | 6 | 74 | 1 |
| 89 ans | 137 | 37 | 2 | 22 | 13 | 0 | 100 | 16 | 11 | 68 | 5 |
| 90 ans | 110 | 23 | 2 | 15 | 6 | 0 | 87 | 13 | 8 | 61 | 5 |
| 91 ans | 108 | 33 | 3 | 16 | 12 | 2 | 75 | 9 | 7 | 54 | 5 |
| 92 ans | 67 | 15 | 1 | 8 | 6 | 0 | 52 | 7 | 2 | 39 | 4 |
| 93 ans | 71 | 14 | 0 | 6 | 7 | 1 | 57 | 7 | 0 | 47 | 3 |
| 94 ans | 48 | 8 | 1 | 2 | 5 | 0 | 40 | 6 | 3 | 30 | 1 |
| 95 ans | 38 | 9 | 0 | 3 | 5 | 1 | 29 | 4 | 2 | 23 | 0 |
| 96 ans | 17 | 5 | 1 | 1 | 3 | 0 | 12 | 2 | 0 | 9 | 1 |
| 97 ans | 14 | 3 | 0 | 1 | 2 | 0 | 11 | 3 | 1 | 6 | 1 |
| 98 ans | 10 | 1 | 0 | 0 | 1 | 0 | 9 | 4 | 1 | 4 | 0 |
| 99 ans | 9 | 3 | 0 | 2 | 1 | 0 | 6 | 2 | 0 | 4 | 0 |

Population au 1.1.2004

Population étrangère par sexe, état civil et âge - par province (suite)

Région flamande

| | Hommes | | | | | | Femmes | | | | |
|-----------------|---------|---------|--------------------|--------|-------|---------------|---------|--------------------|---------|--------|----------------|
| | Total | Total | Céliba - taires | Mariés | Veufs | Divor- cés | Total | Céliba - taires | Mariées | Veuves | Divor- cées |
| Total | 288.375 | 150.693 | 60.096 | 78.973 | 2.383 | 9.241 | 137.682 | 49.776 | 72.675 | 8.273 | 6.958 |
| Moins de 5 ans | 14.221 | 7.336 | 7.336 | 0 | 0 | 0 | 6.885 | 6.885 | 0 | 0 | 0 |
| De 5 à 9 ans | 13.708 | 7.011 | 7.011 | 0 | 0 | 0 | 6.697 | 6.697 | 0 | 0 | 0 |
| De 10 à 14 ans | 13.370 | 6.782 | 6.782 | 0 | 0 | 0 | 6.588 | 6.588 | 0 | 0 | 0 |
| De 15 à 19 ans | 13.847 | 6.679 | 6.608 | 71 | 0 | 0 | 7.168 | 6.537 | 630 | 0 | 1 |
| De 20 à 24 ans | 20.649 | 9.364 | 7.374 | 1.942 | 1 | 47 | 11.285 | 6.583 | 4.620 | 11 | 71 |
| De 25 à 29 ans | 27.264 | 13.182 | 7.232 | 5.665 | 9 | 276 | 14.082 | 5.412 | 8.283 | 43 | 344 |
| De 30 à 34 ans | 31.004 | 15.550 | 6.170 | 8.723 | 16 | 641 | 15.454 | 3.906 | 10.682 | 88 | 778 |
| De 35 à 39 ans | 30.640 | 15.982 | 4.310 | 10.435 | 30 | 1.207 | 14.658 | 2.510 | 10.839 | 129 | 1.180 |
| De 40 à 44 ans | 26.095 | 14.251 | 2.781 | 10.012 | 47 | 1.411 | 11.844 | 1.588 | 8.996 | 179 | 1.081 |
| De 45 à 49 ans | 21.369 | 12.270 | 1.650 | 9.078 | 91 | 1.451 | 9.099 | 885 | 7.046 | 252 | 916 |
| De 50 à 54 ans | 18.388 | 10.575 | 911 | 8.132 | 142 | 1.390 | 7.813 | 619 | 5.959 | 441 | 794 |
| De 55 à 59 ans | 16.764 | 9.648 | 696 | 7.606 | 196 | 1.150 | 7.116 | 382 | 5.389 | 636 | 709 |
| De 60 à 64 ans | 13.128 | 7.390 | 419 | 6.025 | 210 | 736 | 5.738 | 274 | 4.176 | 862 | 426 |
| De 65 à 69 ans | 10.289 | 5.714 | 287 | 4.679 | 299 | 449 | 4.575 | 246 | 2.848 | 1.185 | 296 |
| De 70 à 74 ans | 7.776 | 4.281 | 241 | 3.426 | 348 | 266 | 3.495 | 208 | 1.799 | 1.307 | 181 |
| De 75 à 79 ans | 5.254 | 2.643 | 167 | 1.943 | 396 | 137 | 2.611 | 181 | 947 | 1.379 | 104 |
| De 80 à 84 ans | 3.031 | 1.444 | 71 | 942 | 366 | 65 | 1.587 | 133 | 371 | 1.028 | 55 |
| De 85 à 89 ans | 1.051 | 434 | 36 | 225 | 160 | 13 | 617 | 89 | 68 | 445 | 15 |
| De 90 à 94 ans | 417 | 125 | 9 | 62 | 53 | 1 | 292 | 42 | 18 | 226 | 6 |
| De 95 à 99 ans | 91 | 28 | 4 | 5 | 18 | 1 | 63 | 10 | 3 | 49 | 1 |
| 100 ans et plus | 19 | 4 | 1 | 2 | 1 | 0 | 15 | 1 | 1 | 13 | 0 |
| 1 an | 2.864 | 1.479 | 1.479 | 0 | 0 | 0 | 1.385 | 1.385 | 0 | 0 | 0 |
| 2 ans | 2.788 | 1.477 | 1.477 | 0 | 0 | 0 | 1.311 | 1.311 | 0 | 0 | 0 |
| 3 ans | 2.900 | 1.459 | 1.459 | 0 | 0 | 0 | 1.441 | 1.441 | 0 | 0 | 0 |
| 4 ans | 2.743 | 1.402 | 1.402 | 0 | 0 | 0 | 1.341 | 1.341 | 0 | 0 | 0 |
| 5 ans | 2.759 | 1.391 | 1.391 | 0 | 0 | 0 | 1.368 | 1.368 | 0 | 0 | 0 |
| 6 ans | 2.808 | 1.412 | 1.412 | 0 | 0 | 0 | 1.396 | 1.396 | 0 | 0 | 0 |
| 7 ans | 2.655 | 1.298 | 1.298 | 0 | 0 | 0 | 1.357 | 1.357 | 0 | 0 | 0 |
| 8 ans | 2.707 | 1.420 | 1.420 | 0 | 0 | 0 | 1.287 | 1.287 | 0 | 0 | 0 |
| 9 ans | 2.779 | 1.490 | 1.490 | 0 | 0 | 0 | 1.289 | 1.289 | 0 | 0 | 0 |
| 10 ans | 2.685 | 1.343 | 1.343 | 0 | 0 | 0 | 1.342 | 1.342 | 0 | 0 | 0 |
| 11 ans | 2.672 | 1.363 | 1.363 | 0 | 0 | 0 | 1.309 | 1.309 | 0 | 0 | 0 |
| 12 ans | 2.755 | 1.413 | 1.413 | 0 | 0 | 0 | 1.342 | 1.342 | 0 | 0 | 0 |
| 13 ans | 2.672 | 1.363 | 1.363 | 0 | 0 | 0 | 1.309 | 1.309 | 0 | 0 | 0 |
| 14 ans | 2.586 | 1.300 | 1.300 | 0 | 0 | 0 | 1.286 | 1.286 | 0 | 0 | 0 |
| 15 ans | 2.657 | 1.342 | 1.342 | 0 | 0 | 0 | 1.315 | 1.314 | 1 | 0 | 0 |
| 16 ans | 2.657 | 1.307 | 1.307 | 0 | 0 | 0 | 1.350 | 1.344 | 6 | 0 | 0 |
| 17 ans | 2.685 | 1.315 | 1.315 | 0 | 0 | 0 | 1.370 | 1.320 | 50 | 0 | 0 |
| 18 ans | 2.891 | 1.341 | 1.330 | 11 | 0 | 0 | 1.550 | 1.346 | 204 | 0 | 0 |
| 19 ans | 2.957 | 1.374 | 1.314 | 60 | 0 | 0 | 1.583 | 1.213 | 369 | 0 | 1 |
| 20 ans | 3.268 | 1.438 | 1.311 | 127 | 0 | 0 | 1.830 | 1.281 | 544 | 1 | 4 |
| 21 ans | 3.737 | 1.713 | 1.487 | 222 | 0 | 4 | 2.024 | 1.297 | 717 | 2 | 8 |
| 22 ans | 4.167 | 1.865 | 1.472 | 382 | 0 | 11 | 2.302 | 1.317 | 971 | 2 | 12 |
| 23 ans | 4.671 | 2.100 | 1.575 | 508 | 1 | 16 | 2.571 | 1.413 | 1.134 | 4 | 20 |
| 24 ans | 4.806 | 2.248 | 1.529 | 703 | 0 | 16 | 2.558 | 1.275 | 1.254 | 2 | 27 |
| 25 ans | 5.231 | 2.461 | 1.540 | 883 | 0 | 38 | 2.770 | 1.250 | 1.475 | 5 | 40 |
| 26 ans | 5.312 | 2.536 | 1.505 | 991 | 2 | 38 | 2.776 | 1.178 | 1.531 | 13 | 54 |
| 27 ans | 5.440 | 2.580 | 1.426 | 1.103 | 2 | 49 | 2.860 | 1.100 | 1.683 | 7 | 70 |
| 28 ans | 5.514 | 2.697 | 1.380 | 1.246 | 1 | 70 | 2.817 | 978 | 1.755 | 8 | 76 |
| 29 ans | 5.767 | 2.908 | 1.381 | 1.442 | 4 | 81 | 2.859 | 906 | 1.839 | 10 | 104 |
| 30 ans | 5.775 | 2.892 | 1.325 | 1.473 | 1 | 93 | 2.883 | 892 | 1.874 | 11 | 106 |
| 31 ans | 6.207 | 3.124 | 1.347 | 1.666 | 1 | 110 | 3.083 | 797 | 2.130 | 15 | 141 |
| 32 ans | 6.177 | 3.065 | 1.222 | 1.724 | 2 | 117 | 3.112 | 774 | 2.155 | 19 | 164 |
| 33 ans | 6.494 | 3.206 | 1.192 | 1.863 | 6 | 145 | 3.288 | 792 | 2.304 | 20 | 172 |
| 34 ans | 6.351 | 3.263 | 1.084 | 1.997 | 6 | 176 | 3.088 | 651 | 2.219 | 23 | 195 |
| 35 ans | 6.225 | 3.200 | 1.018 | 1.984 | 4 | 194 | 3.025 | 593 | 2.225 | 15 | 192 |
| 36 ans | 5.944 | 2.993 | 842 | 1.899 | 7 | 245 | 2.951 | 515 | 2.186 | 16 | 234 |
| 37 ans | 6.365 | 3.334 | 866 | 2.209 | 5 | 254 | 3.031 | 499 | 2.248 | 30 | 254 |

| | Hommes | | | | | | Femmes | | | | |
|--------|--------|-------|--------------------|--------|-------|---------------|--------|--------------------|---------|--------|----------------|
| | Total | Total | Céliba - taires | Mariés | Veufs | Divor- cés | Total | Céliba - taires | Mariées | Veuves | Divor- cées |
| 38 ans | 6.028 | 3.164 | 794 | 2.111 | 6 | 253 | 2.864 | 475 | 2.104 | 31 | 254 |
| 39 ans | 6.078 | 3.291 | 790 | 2.232 | 8 | 261 | 2.787 | 428 | 2.076 | 37 | 246 |
| 40 ans | 5.578 | 3.032 | 691 | 2.068 | 11 | 262 | 2.546 | 395 | 1.902 | 35 | 214 |
| 41 ans | 5.489 | 2.974 | 582 | 2.109 | 3 | 280 | 2.515 | 326 | 1.929 | 33 | 227 |
| 42 ans | 5.124 | 2.832 | 557 | 1.996 | 13 | 266 | 2.292 | 315 | 1.737 | 29 | 211 |
| 43 ans | 5.114 | 2.799 | 527 | 1.962 | 9 | 301 | 2.315 | 311 | 1.738 | 36 | 230 |
| 44 ans | 4.790 | 2.614 | 424 | 1.877 | 11 | 302 | 2.176 | 241 | 1.690 | 46 | 199 |
| 45 ans | 4.612 | 2.667 | 416 | 1.932 | 18 | 301 | 1.945 | 181 | 1.559 | 37 | 168 |
| 46 ans | 4.349 | 2.471 | 352 | 1.844 | 13 | 262 | 1.878 | 191 | 1.437 | 52 | 198 |
| 47 ans | 4.304 | 2.459 | 335 | 1.814 | 17 | 293 | 1.845 | 187 | 1.416 | 57 | 185 |
| 48 ans | 4.117 | 2.374 | 307 | 1.751 | 21 | 295 | 1.743 | 157 | 1.343 | 53 | 190 |
| 49 ans | 3.987 | 2.299 | 240 | 1.737 | 22 | 300 | 1.688 | 169 | 1.291 | 53 | 175 |
| 50 ans | 3.709 | 2.105 | 208 | 1.608 | 27 | 262 | 1.604 | 141 | 1.227 | 77 | 159 |
| 51 ans | 3.722 | 2.141 | 186 | 1.642 | 25 | 288 | 1.581 | 138 | 1.220 | 72 | 151 |
| 52 ans | 3.590 | 2.092 | 195 | 1.595 | 25 | 277 | 1.498 | 109 | 1.153 | 88 | 148 |
| 53 ans | 3.597 | 2.048 | 161 | 1.579 | 28 | 280 | 1.549 | 115 | 1.182 | 94 | 158 |
| 54 ans | 3.770 | 2.189 | 161 | 1.708 | 37 | 283 | 1.581 | 116 | 1.177 | 110 | 178 |
| 55 ans | 3.628 | 2.090 | 152 | 1.651 | 34 | 253 | 1.538 | 81 | 1.185 | 113 | 159 |
| 56 ans | 3.589 | 2.061 | 158 | 1.623 | 41 | 239 | 1.528 | 87 | 1.164 | 119 | 158 |
| 57 ans | 3.500 | 2.092 | 161 | 1.632 | 47 | 252 | 1.408 | 88 | 1.066 | 116 | 138 |
| 58 ans | 3.008 | 1.726 | 113 | 1.384 | 30 | 199 | 1.282 | 63 | 938 | 143 | 138 |
| 59 ans | 3.039 | 1.679 | 112 | 1.316 | 44 | 207 | 1.360 | 63 | 1.036 | 145 | 116 |
| 60 ans | 2.866 | 1.634 | 89 | 1.324 | 40 | 181 | 1.232 | 58 | 932 | 136 | 106 |
| 61 ans | 2.658 | 1.490 | 98 | 1.203 | 39 | 150 | 1.168 | 65 | 856 | 168 | 79 |
| 62 ans | 2.489 | 1.419 | 84 | 1.134 | 43 | 158 | 1.070 | 51 | 789 | 150 | 80 |
| 63 ans | 2.723 | 1.458 | 88 | 1.194 | 45 | 131 | 1.265 | 48 | 886 | 243 | 88 |
| 64 ans | 2.392 | 1.389 | 60 | 1.170 | 43 | 116 | 1.003 | 52 | 713 | 165 | 73 |
| 65 ans | 2.352 | 1.330 | 75 | 1.070 | 64 | 121 | 1.022 | 57 | 662 | 223 | 80 |
| 66 ans | 2.132 | 1.173 | 53 | 977 | 60 | 83 | 959 | 49 | 602 | 234 | 74 |
| 67 ans | 2.057 | 1.128 | 57 | 919 | 54 | 98 | 929 | 55 | 569 | 253 | 52 |
| 68 ans | 1.892 | 1.087 | 56 | 897 | 56 | 78 | 805 | 36 | 492 | 230 | 47 |
| 69 ans | 1.856 | 996 | 46 | 816 | 65 | 69 | 860 | 49 | 523 | 245 | 43 |
| 70 ans | 1.818 | 1.010 | 61 | 825 | 76 | 48 | 808 | 56 | 474 | 233 | 45 |
| 71 ans | 1.624 | 899 | 33 | 744 | 57 | 65 | 725 | 41 | 398 | 246 | 40 |
| 72 ans | 1.485 | 859 | 56 | 678 | 71 | 54 | 626 | 27 | 333 | 235 | 31 |
| 73 ans | 1.548 | 807 | 47 | 623 | 83 | 54 | 741 | 45 | 354 | 309 | 33 |
| 74 ans | 1.301 | 706 | 44 | 556 | 61 | 45 | 595 | 39 | 240 | 284 | 32 |
| 75 ans | 1.249 | 646 | 40 | 498 | 73 | 35 | 603 | 29 | 255 | 292 | 27 |
| 76 ans | 1.100 | 559 | 30 | 427 | 69 | 33 | 541 | 46 | 212 | 263 | 20 |
| 77 ans | 1.045 | 504 | 31 | 366 | 84 | 23 | 541 | 42 | 189 | 288 | 22 |
| 78 ans | 978 | 499 | 39 | 347 | 88 | 25 | 479 | 31 | 155 | 273 | 20 |
| 79 ans | 882 | 435 | 27 | 305 | 82 | 21 | 447 | 33 | 136 | 263 | 15 |
| 80 ans | 832 | 399 | 22 | 261 | 92 | 24 | 433 | 35 | 109 | 277 | 12 |
| 81 ans | 693 | 341 | 17 | 223 | 87 | 14 | 352 | 26 | 90 | 224 | 12 |
| 82 ans | 619 | 286 | 12 | 201 | 61 | 12 | 333 | 31 | 85 | 205 | 12 |
| 83 ans | 549 | 255 | 12 | 158 | 79 | 6 | 294 | 27 | 59 | 194 | 14 |
| 84 ans | 338 | 163 | 8 | 99 | 47 | 9 | 175 | 14 | 28 | 128 | 5 |
| 85 ans | 276 | 125 | 9 | 73 | 41 | 2 | 151 | 19 | 17 | 112 | 3 |
| 86 ans | 221 | 95 | 9 | 51 | 32 | 3 | 126 | 14 | 23 | 87 | 2 |
| 87 ans | 194 | 82 | 9 | 41 | 30 | 2 | 112 | 19 | 9 | 82 | 2 |
| 88 ans | 187 | 71 | 3 | 39 | 28 | 1 | 116 | 18 | 17 | 76 | 5 |
| 89 ans | 173 | 61 | 6 | 21 | 29 | 5 | 112 | 19 | 2 | 88 | 3 |
| 90 ans | 135 | 44 | 3 | 24 | 16 | 1 | 91 | 16 | 7 | 66 | 2 |
| 91 ans | 101 | 26 | 1 | 13 | 12 | 0 | 75 | 8 | 4 | 62 | 1 |
| 92 ans | 80 | 26 | 3 | 11 | 12 | 0 | 54 | 11 | 2 | 40 | 1 |
| 93 ans | 58 | 18 | 2 | 10 | 6 | 0 | 40 | 4 | 3 | 33 | 0 |
| 94 ans | 43 | 11 | 0 | 4 | 7 | 0 | 32 | 3 | 2 | 25 | 2 |
| 95 ans | 34 | 13 | 1 | 3 | 9 | 0 | 21 | 2 | 2 | 16 | 1 |
| 96 ans | 21 | 6 | 2 | 1 | 3 | 0 | 15 | 2 | 0 | 13 | 0 |
| 97 ans | 13 | 3 | 0 | 0 | 3 | 0 | 10 | 4 | 0 | 6 | 0 |
| 98 ans | 15 | 3 | 0 | 1 | 1 | 1 | 12 | 1 | 0 | 11 | 0 |
| 99 ans | 8 | 3 | 1 | 0 | 2 | 0 | 5 | 1 | 1 | 3 | 0 |

Population au 1.1.2004

Population étrangère par sexe, état civil et âge - par province (suite)

Province d'Anvers

| | Hommes | | | | | | Femmes | | | | |
|-----------------|---------|--------|--------------------|--------|-------|---------------|--------|--------------------|---------|--------|----------------|
| | Total | Total | Céliba - taires | Mariés | Veufs | Divor- cés | Total | Céliba - taires | Mariées | Veuves | Divor- cées |
| Total | 104.698 | 55.840 | 23.317 | 28.292 | 839 | 3.392 | 48.858 | 18.643 | 25.252 | 2.545 | 2.418 |
| Moins de 5 ans | 5.873 | 3.042 | 3.042 | 0 | 0 | 0 | 2.831 | 2.831 | 0 | 0 | 0 |
| De 5 à 9 ans | 5.215 | 2.640 | 2.640 | 0 | 0 | 0 | 2.575 | 2.575 | 0 | 0 | 0 |
| De 10 à 14 ans | 4.937 | 2.479 | 2.479 | 0 | 0 | 0 | 2.458 | 2.458 | 0 | 0 | 0 |
| De 15 à 19 ans | 5.248 | 2.526 | 2.502 | 24 | 0 | 0 | 2.722 | 2.455 | 267 | 0 | 0 |
| De 20 à 24 ans | 7.551 | 3.544 | 2.765 | 766 | 1 | 12 | 4.007 | 2.170 | 1.803 | 5 | 29 |
| De 25 à 29 ans | 10.278 | 5.180 | 2.717 | 2.350 | 1 | 112 | 5.098 | 1.894 | 3.056 | 18 | 130 |
| De 30 à 34 ans | 11.898 | 6.177 | 2.490 | 3.433 | 3 | 251 | 5.721 | 1.548 | 3.858 | 35 | 280 |
| De 35 à 39 ans | 11.015 | 5.944 | 1.711 | 3.804 | 11 | 418 | 5.071 | 978 | 3.619 | 37 | 437 |
| De 40 à 44 ans | 8.984 | 5.055 | 1.122 | 3.429 | 20 | 484 | 3.929 | 588 | 2.920 | 58 | 363 |
| De 45 à 49 ans | 6.973 | 4.084 | 685 | 2.890 | 30 | 479 | 2.889 | 329 | 2.191 | 80 | 289 |
| De 50 à 54 ans | 5.972 | 3.408 | 363 | 2.498 | 37 | 510 | 2.564 | 226 | 1.939 | 140 | 259 |
| De 55 à 59 ans | 5.850 | 3.380 | 277 | 2.602 | 69 | 432 | 2.470 | 131 | 1.908 | 192 | 239 |
| De 60 à 64 ans | 4.902 | 2.848 | 199 | 2.277 | 76 | 296 | 2.054 | 81 | 1.545 | 280 | 148 |
| De 65 à 69 ans | 3.774 | 2.143 | 131 | 1.715 | 117 | 180 | 1.631 | 108 | 1.037 | 377 | 109 |
| De 70 à 74 ans | 2.775 | 1.618 | 89 | 1.297 | 119 | 113 | 1.157 | 91 | 641 | 353 | 72 |
| De 75 à 79 ans | 1.850 | 1.009 | 64 | 753 | 128 | 64 | 841 | 77 | 309 | 419 | 36 |
| De 80 à 84 ans | 985 | 510 | 23 | 331 | 124 | 32 | 475 | 46 | 121 | 288 | 20 |
| De 85 à 89 ans | 427 | 183 | 13 | 94 | 69 | 7 | 244 | 41 | 28 | 171 | 4 |
| De 90 à 94 ans | 147 | 52 | 2 | 26 | 23 | 1 | 95 | 14 | 8 | 71 | 2 |
| De 95 à 99 ans | 36 | 17 | 3 | 3 | 10 | 1 | 19 | 2 | 2 | 14 | 1 |
| 100 ans et plus | 8 | 1 | 0 | 0 | 1 | 0 | 7 | 0 | 0 | 7 | 0 |
| 1 an | 1.160 | 611 | 611 | 0 | 0 | 0 | 549 | 549 | 0 | 0 | 0 |
| 2 ans | 1.146 | 594 | 594 | 0 | 0 | 0 | 552 | 552 | 0 | 0 | 0 |
| 3 ans | 1.176 | 578 | 578 | 0 | 0 | 0 | 598 | 598 | 0 | 0 | 0 |
| 4 ans | 1.099 | 580 | 580 | 0 | 0 | 0 | 519 | 519 | 0 | 0 | 0 |
| 5 ans | 1.063 | 534 | 534 | 0 | 0 | 0 | 529 | 529 | 0 | 0 | 0 |
| 6 ans | 1.101 | 549 | 549 | 0 | 0 | 0 | 552 | 552 | 0 | 0 | 0 |
| 7 ans | 1.009 | 496 | 496 | 0 | 0 | 0 | 513 | 513 | 0 | 0 | 0 |
| 8 ans | 1.008 | 532 | 532 | 0 | 0 | 0 | 476 | 476 | 0 | 0 | 0 |
| 9 ans | 1.034 | 529 | 529 | 0 | 0 | 0 | 505 | 505 | 0 | 0 | 0 |
| 10 ans | 1.018 | 498 | 498 | 0 | 0 | 0 | 520 | 520 | 0 | 0 | 0 |
| 11 ans | 995 | 508 | 508 | 0 | 0 | 0 | 487 | 487 | 0 | 0 | 0 |
| 12 ans | 995 | 522 | 522 | 0 | 0 | 0 | 473 | 473 | 0 | 0 | 0 |
| 13 ans | 981 | 493 | 493 | 0 | 0 | 0 | 488 | 488 | 0 | 0 | 0 |
| 14 ans | 948 | 458 | 458 | 0 | 0 | 0 | 490 | 490 | 0 | 0 | 0 |
| 15 ans | 1.001 | 499 | 499 | 0 | 0 | 0 | 502 | 501 | 1 | 0 | 0 |
| 16 ans | 997 | 494 | 494 | 0 | 0 | 0 | 503 | 500 | 3 | 0 | 0 |
| 17 ans | 1.028 | 484 | 484 | 0 | 0 | 0 | 544 | 526 | 18 | 0 | 0 |
| 18 ans | 1.099 | 527 | 524 | 3 | 0 | 0 | 572 | 496 | 76 | 0 | 0 |
| 19 ans | 1.123 | 522 | 501 | 21 | 0 | 0 | 601 | 432 | 169 | 0 | 0 |
| 20 ans | 1.249 | 562 | 519 | 43 | 0 | 0 | 687 | 460 | 225 | 0 | 2 |
| 21 ans | 1.383 | 657 | 570 | 87 | 0 | 0 | 726 | 449 | 271 | 2 | 4 |
| 22 ans | 1.514 | 709 | 556 | 150 | 0 | 3 | 805 | 417 | 381 | 0 | 7 |
| 23 ans | 1.666 | 773 | 559 | 209 | 1 | 4 | 893 | 448 | 435 | 3 | 7 |
| 24 ans | 1.739 | 843 | 561 | 277 | 0 | 5 | 896 | 396 | 491 | 0 | 9 |
| 25 ans | 1.951 | 932 | 550 | 368 | 0 | 14 | 1.019 | 427 | 573 | 2 | 17 |
| 26 ans | 1.944 | 927 | 530 | 378 | 0 | 19 | 1.017 | 408 | 593 | 5 | 11 |
| 27 ans | 2.072 | 1.050 | 553 | 470 | 0 | 27 | 1.022 | 380 | 610 | 4 | 28 |
| 28 ans | 2.090 | 1.073 | 523 | 529 | 0 | 21 | 1.017 | 341 | 643 | 5 | 28 |
| 29 ans | 2.221 | 1.198 | 561 | 605 | 1 | 31 | 1.023 | 338 | 637 | 2 | 46 |
| 30 ans | 2.181 | 1.129 | 506 | 585 | 0 | 38 | 1.052 | 352 | 657 | 2 | 41 |
| 31 ans | 2.406 | 1.244 | 536 | 663 | 1 | 44 | 1.162 | 328 | 781 | 6 | 47 |
| 32 ans | 2.356 | 1.232 | 494 | 687 | 1 | 50 | 1.124 | 300 | 759 | 9 | 56 |
| 33 ans | 2.549 | 1.298 | 499 | 745 | 1 | 53 | 1.251 | 324 | 851 | 8 | 68 |
| 34 ans | 2.406 | 1.274 | 455 | 753 | 0 | 66 | 1.132 | 244 | 810 | 10 | 68 |
| 35 ans | 2.368 | 1.201 | 384 | 744 | 2 | 71 | 1.167 | 270 | 813 | 5 | 79 |
| 36 ans | 2.128 | 1.115 | 341 | 686 | 4 | 84 | 1.013 | 182 | 728 | 4 | 99 |
| 37 ans | 2.220 | 1.255 | 338 | 823 | 2 | 92 | 965 | 185 | 690 | 8 | 82 |

| | Hommes | | | | | | Femmes | | | | |
|--------|--------|-------|--------------------|--------|-------|---------------|--------|--------------------|---------|--------|----------------|
| | Total | Total | Céliba - taires | Mariés | Veufs | Divor- cés | Total | Céliba - taires | Mariées | Veuves | Divor- cées |
| 38 ans | 2.150 | 1.176 | 322 | 769 | 2 | 83 | 974 | 188 | 686 | 7 | 93 |
| 39 ans | 2.149 | 1.197 | 326 | 782 | 1 | 88 | 952 | 153 | 702 | 13 | 84 |
| 40 ans | 1.950 | 1.095 | 264 | 730 | 5 | 96 | 855 | 140 | 637 | 10 | 68 |
| 41 ans | 1.916 | 1.088 | 247 | 743 | 2 | 96 | 828 | 129 | 610 | 13 | 76 |
| 42 ans | 1.765 | 969 | 217 | 672 | 3 | 77 | 796 | 126 | 592 | 9 | 69 |
| 43 ans | 1.710 | 963 | 217 | 629 | 7 | 110 | 747 | 111 | 544 | 13 | 79 |
| 44 ans | 1.643 | 940 | 177 | 655 | 3 | 105 | 703 | 82 | 537 | 13 | 71 |
| 45 ans | 1.572 | 930 | 175 | 648 | 6 | 101 | 642 | 68 | 505 | 14 | 55 |
| 46 ans | 1.395 | 804 | 140 | 586 | 5 | 73 | 591 | 84 | 432 | 15 | 60 |
| 47 ans | 1.378 | 831 | 145 | 581 | 7 | 98 | 547 | 68 | 420 | 14 | 45 |
| 48 ans | 1.308 | 755 | 127 | 521 | 4 | 103 | 553 | 51 | 426 | 18 | 58 |
| 49 ans | 1.320 | 764 | 98 | 554 | 8 | 104 | 556 | 58 | 408 | 19 | 71 |
| 50 ans | 1.146 | 664 | 76 | 474 | 5 | 109 | 482 | 49 | 362 | 25 | 46 |
| 51 ans | 1.210 | 714 | 75 | 526 | 10 | 103 | 496 | 43 | 388 | 22 | 43 |
| 52 ans | 1.186 | 666 | 75 | 493 | 4 | 94 | 520 | 38 | 391 | 34 | 57 |
| 53 ans | 1.200 | 668 | 73 | 485 | 10 | 100 | 532 | 51 | 402 | 28 | 51 |
| 54 ans | 1.230 | 696 | 64 | 520 | 8 | 104 | 534 | 45 | 396 | 31 | 62 |
| 55 ans | 1.161 | 644 | 57 | 479 | 12 | 96 | 517 | 27 | 409 | 34 | 47 |
| 56 ans | 1.233 | 705 | 64 | 534 | 13 | 94 | 528 | 29 | 400 | 37 | 62 |
| 57 ans | 1.263 | 766 | 63 | 590 | 17 | 96 | 497 | 31 | 392 | 30 | 44 |
| 58 ans | 1.044 | 609 | 47 | 490 | 6 | 66 | 435 | 20 | 324 | 48 | 43 |
| 59 ans | 1.149 | 656 | 46 | 509 | 21 | 80 | 493 | 24 | 383 | 43 | 43 |
| 60 ans | 1.076 | 619 | 40 | 485 | 16 | 78 | 457 | 18 | 358 | 43 | 38 |
| 61 ans | 1.021 | 603 | 46 | 470 | 13 | 74 | 418 | 19 | 312 | 60 | 27 |
| 62 ans | 977 | 572 | 37 | 463 | 16 | 56 | 405 | 19 | 304 | 58 | 24 |
| 63 ans | 959 | 544 | 44 | 438 | 14 | 48 | 415 | 16 | 293 | 77 | 29 |
| 64 ans | 869 | 510 | 32 | 421 | 17 | 40 | 359 | 9 | 278 | 42 | 30 |
| 65 ans | 881 | 517 | 34 | 397 | 28 | 58 | 364 | 22 | 249 | 64 | 29 |
| 66 ans | 792 | 461 | 25 | 378 | 23 | 35 | 331 | 19 | 216 | 67 | 29 |
| 67 ans | 747 | 416 | 26 | 332 | 21 | 37 | 331 | 24 | 208 | 84 | 15 |
| 68 ans | 691 | 405 | 26 | 335 | 20 | 24 | 286 | 15 | 182 | 72 | 17 |
| 69 ans | 663 | 344 | 20 | 273 | 25 | 26 | 319 | 28 | 182 | 90 | 19 |
| 70 ans | 614 | 347 | 19 | 280 | 25 | 23 | 267 | 25 | 166 | 56 | 20 |
| 71 ans | 579 | 352 | 15 | 284 | 25 | 28 | 227 | 19 | 128 | 66 | 14 |
| 72 ans | 568 | 346 | 20 | 289 | 16 | 21 | 222 | 15 | 136 | 57 | 14 |
| 73 ans | 567 | 313 | 23 | 244 | 26 | 20 | 254 | 20 | 128 | 95 | 11 |
| 74 ans | 447 | 260 | 12 | 200 | 27 | 21 | 187 | 12 | 83 | 79 | 13 |
| 75 ans | 448 | 238 | 18 | 187 | 19 | 14 | 210 | 11 | 82 | 107 | 10 |
| 76 ans | 391 | 224 | 17 | 172 | 20 | 15 | 167 | 17 | 70 | 69 | 11 |
| 77 ans | 353 | 188 | 11 | 135 | 30 | 12 | 165 | 15 | 59 | 87 | 4 |
| 78 ans | 339 | 192 | 11 | 135 | 34 | 12 | 147 | 15 | 49 | 78 | 5 |
| 79 ans | 319 | 167 | 7 | 124 | 25 | 11 | 152 | 19 | 49 | 78 | 6 |
| 80 ans | 260 | 132 | 7 | 90 | 24 | 11 | 128 | 13 | 33 | 78 | 4 |
| 81 ans | 229 | 128 | 3 | 87 | 30 | 8 | 101 | 10 | 28 | 60 | 3 |
| 82 ans | 198 | 101 | 7 | 64 | 23 | 7 | 97 | 11 | 28 | 52 | 6 |
| 83 ans | 193 | 95 | 5 | 52 | 35 | 3 | 98 | 9 | 23 | 61 | 5 |
| 84 ans | 105 | 54 | 1 | 38 | 12 | 3 | 51 | 3 | 9 | 37 | 2 |
| 85 ans | 124 | 53 | 3 | 31 | 18 | 1 | 71 | 13 | 10 | 46 | 2 |
| 86 ans | 93 | 40 | 4 | 22 | 13 | 1 | 53 | 7 | 9 | 37 | 0 |
| 87 ans | 77 | 33 | 3 | 16 | 12 | 2 | 44 | 10 | 3 | 31 | 0 |
| 88 ans | 65 | 29 | 0 | 17 | 12 | 0 | 36 | 4 | 4 | 26 | 2 |
| 89 ans | 68 | 28 | 3 | 8 | 14 | 3 | 40 | 7 | 2 | 31 | 0 |
| 90 ans | 48 | 18 | 1 | 10 | 6 | 1 | 30 | 5 | 3 | 21 | 1 |
| 91 ans | 33 | 11 | 0 | 5 | 6 | 0 | 22 | 2 | 1 | 19 | 0 |
| 92 ans | 26 | 9 | 0 | 5 | 4 | 0 | 17 | 3 | 1 | 13 | 0 |
| 93 ans | 20 | 7 | 1 | 4 | 2 | 0 | 13 | 2 | 2 | 9 | 0 |
| 94 ans | 20 | 7 | 0 | 2 | 5 | 0 | 13 | 2 | 1 | 9 | 1 |
| 95 ans | 12 | 6 | 1 | 1 | 4 | 0 | 6 | 1 | 1 | 3 | 1 |
| 96 ans | 8 | 3 | 1 | 1 | 1 | 0 | 5 | 0 | 0 | 5 | 0 |
| 97 ans | 5 | 3 | 0 | 0 | 3 | 0 | 2 | 1 | 0 | 1 | 0 |
| 98 ans | 7 | 3 | 0 | 1 | 1 | 1 | 4 | 0 | 0 | 4 | 0 |
| 99 ans | 4 | 2 | 1 | 0 | 1 | 0 | 2 | 0 | 1 | 1 | 0 |

Population au 1.1.2004

Population étrangère par sexe, état civil et âge - par province (suite)

Province de Limbourg

| | Hommes | | | | | | Femmes | | | | |
|-----------------|--------|--------|--------------------|--------|-------|---------------|--------|--------------------|---------|--------|----------------|
| | Total | Total | Céliba - taires | Mariés | Veufs | Divor- cés | Total | Céliba - taires | Mariées | Veuves | Divor- cées |
| Total | 64.444 | 33.246 | 11.245 | 19.035 | 687 | 2.279 | 31.198 | 8.927 | 17.883 | 2.667 | 1.721 |
| Moins de 5 ans | 2.549 | 1.302 | 1.302 | 0 | 0 | 0 | 1.247 | 1.247 | 0 | 0 | 0 |
| De 5 à 9 ans | 2.459 | 1.259 | 1.259 | 0 | 0 | 0 | 1.200 | 1.200 | 0 | 0 | 0 |
| De 10 à 14 ans | 2.447 | 1.246 | 1.246 | 0 | 0 | 0 | 1.201 | 1.201 | 0 | 0 | 0 |
| De 15 à 19 ans | 2.456 | 1.128 | 1.118 | 10 | 0 | 0 | 1.328 | 1.187 | 141 | 0 | 0 |
| De 20 à 24 ans | 3.676 | 1.685 | 1.316 | 365 | 0 | 4 | 1.991 | 1.096 | 883 | 2 | 10 |
| De 25 à 29 ans | 4.894 | 2.349 | 1.296 | 1.012 | 3 | 38 | 2.545 | 957 | 1.517 | 9 | 62 |
| De 30 à 34 ans | 6.212 | 3.069 | 1.251 | 1.692 | 3 | 123 | 3.143 | 759 | 2.176 | 19 | 189 |
| De 35 à 39 ans | 6.595 | 3.405 | 889 | 2.222 | 3 | 291 | 3.190 | 468 | 2.425 | 28 | 269 |
| De 40 à 44 ans | 6.193 | 3.416 | 595 | 2.418 | 9 | 394 | 2.777 | 306 | 2.135 | 42 | 294 |
| De 45 à 49 ans | 5.484 | 3.068 | 359 | 2.291 | 28 | 390 | 2.416 | 166 | 1.915 | 68 | 267 |
| De 50 à 54 ans | 4.869 | 2.648 | 189 | 2.052 | 40 | 367 | 2.221 | 107 | 1.753 | 140 | 221 |
| De 55 à 59 ans | 4.504 | 2.445 | 133 | 1.969 | 54 | 289 | 2.059 | 52 | 1.623 | 214 | 170 |
| De 60 à 64 ans | 3.654 | 1.933 | 77 | 1.621 | 55 | 180 | 1.721 | 49 | 1.284 | 287 | 101 |
| De 65 à 69 ans | 3.117 | 1.659 | 67 | 1.397 | 91 | 104 | 1.458 | 25 | 975 | 388 | 70 |
| De 70 à 74 ans | 2.533 | 1.330 | 70 | 1.097 | 103 | 60 | 1.203 | 38 | 631 | 494 | 40 |
| De 75 à 79 ans | 1.612 | 802 | 52 | 583 | 141 | 26 | 810 | 25 | 310 | 457 | 18 |
| De 80 à 84 ans | 829 | 376 | 15 | 247 | 103 | 11 | 453 | 23 | 96 | 328 | 6 |
| De 85 à 89 ans | 254 | 100 | 10 | 46 | 42 | 2 | 154 | 11 | 13 | 127 | 3 |
| De 90 à 94 ans | 89 | 23 | 1 | 11 | 11 | 0 | 66 | 6 | 6 | 53 | 1 |
| De 95 à 99 ans | 15 | 2 | 0 | 1 | 1 | 0 | 13 | 4 | 0 | 9 | 0 |
| 100 ans et plus | 3 | 1 | 0 | 1 | 0 | 0 | 2 | 0 | 0 | 2 | 0 |
| 1 an | 541 | 275 | 275 | 0 | 0 | 0 | 266 | 266 | 0 | 0 | 0 |
| 2 ans | 475 | 257 | 257 | 0 | 0 | 0 | 218 | 218 | 0 | 0 | 0 |
| 3 ans | 512 | 264 | 264 | 0 | 0 | 0 | 248 | 248 | 0 | 0 | 0 |
| 4 ans | 495 | 243 | 243 | 0 | 0 | 0 | 252 | 252 | 0 | 0 | 0 |
| 5 ans | 509 | 247 | 247 | 0 | 0 | 0 | 262 | 262 | 0 | 0 | 0 |
| 6 ans | 523 | 264 | 264 | 0 | 0 | 0 | 259 | 259 | 0 | 0 | 0 |
| 7 ans | 482 | 240 | 240 | 0 | 0 | 0 | 242 | 242 | 0 | 0 | 0 |
| 8 ans | 467 | 256 | 256 | 0 | 0 | 0 | 211 | 211 | 0 | 0 | 0 |
| 9 ans | 478 | 252 | 252 | 0 | 0 | 0 | 226 | 226 | 0 | 0 | 0 |
| 10 ans | 481 | 243 | 243 | 0 | 0 | 0 | 238 | 238 | 0 | 0 | 0 |
| 11 ans | 476 | 243 | 243 | 0 | 0 | 0 | 233 | 233 | 0 | 0 | 0 |
| 12 ans | 533 | 259 | 259 | 0 | 0 | 0 | 274 | 274 | 0 | 0 | 0 |
| 13 ans | 473 | 251 | 251 | 0 | 0 | 0 | 222 | 222 | 0 | 0 | 0 |
| 14 ans | 484 | 250 | 250 | 0 | 0 | 0 | 234 | 234 | 0 | 0 | 0 |
| 15 ans | 451 | 231 | 231 | 0 | 0 | 0 | 220 | 220 | 0 | 0 | 0 |
| 16 ans | 507 | 228 | 228 | 0 | 0 | 0 | 279 | 279 | 0 | 0 | 0 |
| 17 ans | 457 | 223 | 223 | 0 | 0 | 0 | 234 | 219 | 15 | 0 | 0 |
| 18 ans | 526 | 230 | 228 | 2 | 0 | 0 | 296 | 238 | 58 | 0 | 0 |
| 19 ans | 515 | 216 | 208 | 8 | 0 | 0 | 299 | 231 | 68 | 0 | 0 |
| 20 ans | 562 | 255 | 230 | 25 | 0 | 0 | 307 | 203 | 104 | 0 | 0 |
| 21 ans | 632 | 275 | 240 | 34 | 0 | 1 | 357 | 215 | 140 | 0 | 2 |
| 22 ans | 762 | 349 | 276 | 71 | 0 | 2 | 413 | 232 | 180 | 0 | 1 |
| 23 ans | 879 | 405 | 308 | 97 | 0 | 0 | 474 | 242 | 230 | 0 | 2 |
| 24 ans | 841 | 401 | 262 | 138 | 0 | 1 | 440 | 204 | 229 | 2 | 5 |
| 25 ans | 923 | 435 | 264 | 164 | 0 | 7 | 488 | 209 | 273 | 2 | 4 |
| 26 ans | 914 | 473 | 288 | 179 | 1 | 5 | 441 | 176 | 250 | 3 | 12 |
| 27 ans | 985 | 442 | 250 | 186 | 0 | 6 | 543 | 205 | 327 | 0 | 11 |
| 28 ans | 983 | 468 | 254 | 205 | 1 | 8 | 515 | 184 | 312 | 2 | 17 |
| 29 ans | 1.089 | 531 | 240 | 278 | 1 | 12 | 558 | 183 | 355 | 2 | 18 |
| 30 ans | 1.102 | 538 | 263 | 259 | 1 | 15 | 564 | 169 | 371 | 2 | 22 |
| 31 ans | 1.239 | 621 | 281 | 315 | 0 | 25 | 618 | 138 | 442 | 3 | 35 |
| 32 ans | 1.207 | 574 | 235 | 317 | 0 | 22 | 633 | 154 | 432 | 5 | 42 |
| 33 ans | 1.352 | 668 | 248 | 392 | 1 | 27 | 684 | 163 | 479 | 4 | 38 |
| 34 ans | 1.312 | 668 | 224 | 409 | 1 | 34 | 644 | 135 | 452 | 5 | 52 |
| 35 ans | 1.292 | 664 | 215 | 412 | 0 | 37 | 628 | 109 | 476 | 0 | 43 |
| 36 ans | 1.281 | 624 | 168 | 400 | 1 | 55 | 657 | 101 | 508 | 4 | 44 |
| 37 ans | 1.372 | 713 | 189 | 468 | 0 | 56 | 659 | 86 | 495 | 5 | 73 |

| | Hommes | | | | | | Femmes | | | | |
|--------|--------|-------|--------------------|--------|-------|---------------|--------|--------------------|---------|--------|----------------|
| | Total | Total | Céliba - taires | Mariés | Veufs | Divor- cés | Total | Céliba - taires | Mariées | Veuves | Divor- cées |
| 38 ans | 1.334 | 693 | 161 | 453 | 2 | 77 | 641 | 84 | 496 | 9 | 52 |
| 39 ans | 1.316 | 711 | 156 | 489 | 0 | 66 | 605 | 88 | 450 | 10 | 57 |
| 40 ans | 1.279 | 683 | 141 | 468 | 1 | 73 | 596 | 76 | 449 | 11 | 60 |
| 41 ans | 1.214 | 651 | 113 | 471 | 0 | 67 | 563 | 54 | 447 | 6 | 56 |
| 42 ans | 1.252 | 719 | 119 | 509 | 5 | 86 | 533 | 60 | 405 | 9 | 59 |
| 43 ans | 1.246 | 710 | 116 | 496 | 2 | 96 | 536 | 63 | 408 | 6 | 59 |
| 44 ans | 1.202 | 653 | 106 | 474 | 1 | 72 | 549 | 53 | 426 | 10 | 60 |
| 45 ans | 1.127 | 640 | 88 | 458 | 6 | 88 | 487 | 36 | 395 | 9 | 47 |
| 46 ans | 1.131 | 613 | 80 | 458 | 1 | 74 | 518 | 40 | 393 | 17 | 68 |
| 47 ans | 1.120 | 614 | 77 | 460 | 4 | 73 | 506 | 27 | 400 | 16 | 63 |
| 48 ans | 1.098 | 626 | 69 | 473 | 11 | 73 | 472 | 30 | 383 | 11 | 48 |
| 49 ans | 1.008 | 575 | 45 | 442 | 6 | 82 | 433 | 33 | 344 | 15 | 41 |
| 50 ans | 1.004 | 524 | 39 | 415 | 10 | 60 | 480 | 25 | 378 | 24 | 53 |
| 51 ans | 978 | 534 | 42 | 406 | 6 | 80 | 444 | 23 | 356 | 25 | 40 |
| 52 ans | 929 | 526 | 43 | 407 | 9 | 67 | 403 | 20 | 320 | 23 | 40 |
| 53 ans | 962 | 515 | 24 | 400 | 8 | 83 | 447 | 18 | 361 | 30 | 38 |
| 54 ans | 996 | 549 | 41 | 424 | 7 | 77 | 447 | 21 | 338 | 38 | 50 |
| 55 ans | 1.026 | 582 | 36 | 472 | 8 | 66 | 444 | 11 | 351 | 34 | 48 |
| 56 ans | 930 | 507 | 30 | 413 | 14 | 50 | 423 | 14 | 340 | 38 | 31 |
| 57 ans | 928 | 496 | 28 | 399 | 10 | 59 | 432 | 12 | 329 | 50 | 41 |
| 58 ans | 840 | 464 | 24 | 376 | 9 | 55 | 376 | 9 | 293 | 46 | 28 |
| 59 ans | 780 | 396 | 15 | 309 | 13 | 59 | 384 | 6 | 310 | 46 | 22 |
| 60 ans | 759 | 412 | 22 | 348 | 8 | 34 | 347 | 7 | 271 | 44 | 25 |
| 61 ans | 725 | 371 | 19 | 303 | 11 | 38 | 354 | 13 | 268 | 58 | 15 |
| 62 ans | 670 | 366 | 18 | 294 | 12 | 42 | 304 | 8 | 229 | 43 | 24 |
| 63 ans | 807 | 390 | 10 | 332 | 12 | 36 | 417 | 12 | 305 | 80 | 20 |
| 64 ans | 693 | 394 | 8 | 344 | 12 | 30 | 299 | 9 | 211 | 62 | 17 |
| 65 ans | 658 | 347 | 16 | 290 | 21 | 20 | 311 | 6 | 207 | 77 | 21 |
| 66 ans | 665 | 348 | 12 | 296 | 22 | 18 | 317 | 6 | 212 | 82 | 17 |
| 67 ans | 622 | 331 | 12 | 275 | 20 | 24 | 291 | 4 | 190 | 82 | 15 |
| 68 ans | 565 | 308 | 14 | 260 | 10 | 24 | 257 | 5 | 170 | 73 | 9 |
| 69 ans | 607 | 325 | 13 | 276 | 18 | 18 | 282 | 4 | 196 | 74 | 8 |
| 70 ans | 627 | 337 | 16 | 282 | 28 | 11 | 290 | 11 | 172 | 98 | 9 |
| 71 ans | 524 | 274 | 8 | 240 | 13 | 13 | 250 | 5 | 151 | 81 | 13 |
| 72 ans | 457 | 252 | 15 | 200 | 24 | 13 | 205 | 5 | 89 | 108 | 3 |
| 73 ans | 487 | 241 | 10 | 200 | 21 | 10 | 246 | 9 | 130 | 99 | 8 |
| 74 ans | 438 | 226 | 21 | 175 | 17 | 13 | 212 | 8 | 89 | 108 | 7 |
| 75 ans | 413 | 208 | 11 | 167 | 23 | 7 | 205 | 7 | 93 | 100 | 5 |
| 76 ans | 328 | 144 | 5 | 111 | 23 | 5 | 184 | 6 | 73 | 100 | 5 |
| 77 ans | 313 | 158 | 12 | 114 | 28 | 4 | 155 | 4 | 64 | 84 | 3 |
| 78 ans | 300 | 157 | 12 | 106 | 32 | 7 | 143 | 4 | 46 | 90 | 3 |
| 79 ans | 258 | 135 | 12 | 85 | 35 | 3 | 123 | 4 | 34 | 83 | 2 |
| 80 ans | 237 | 107 | 5 | 70 | 29 | 3 | 130 | 7 | 31 | 91 | 1 |
| 81 ans | 185 | 78 | 5 | 45 | 26 | 2 | 107 | 4 | 25 | 75 | 3 |
| 82 ans | 174 | 79 | 2 | 63 | 12 | 2 | 95 | 9 | 17 | 68 | 1 |
| 83 ans | 133 | 68 | 2 | 46 | 18 | 2 | 65 | 0 | 17 | 48 | 0 |
| 84 ans | 100 | 44 | 1 | 23 | 18 | 2 | 56 | 3 | 6 | 46 | 1 |
| 85 ans | 65 | 27 | 1 | 13 | 13 | 0 | 38 | 2 | 4 | 32 | 0 |
| 86 ans | 50 | 22 | 3 | 11 | 6 | 2 | 28 | 2 | 4 | 21 | 1 |
| 87 ans | 55 | 21 | 2 | 10 | 9 | 0 | 34 | 3 | 1 | 30 | 0 |
| 88 ans | 47 | 16 | 3 | 7 | 6 | 0 | 31 | 2 | 4 | 23 | 2 |
| 89 ans | 37 | 14 | 1 | 5 | 8 | 0 | 23 | 2 | 0 | 21 | 0 |
| 90 ans | 29 | 9 | 0 | 4 | 5 | 0 | 20 | 2 | 2 | 15 | 1 |
| 91 ans | 23 | 5 | 0 | 5 | 0 | 0 | 18 | 0 | 1 | 17 | 0 |
| 92 ans | 19 | 6 | 0 | 2 | 4 | 0 | 13 | 4 | 1 | 8 | 0 |
| 93 ans | 13 | 2 | 1 | 0 | 1 | 0 | 11 | 0 | 1 | 10 | 0 |
| 94 ans | 5 | 1 | 0 | 0 | 1 | 0 | 4 | 0 | 1 | 3 | 0 |
| 95 ans | 6 | 1 | 0 | 1 | 0 | 0 | 5 | 0 | 0 | 5 | 0 |
| 96 ans | 5 | 1 | 0 | 0 | 1 | 0 | 4 | 1 | 0 | 3 | 0 |
| 97 ans | 3 | 0 | 0 | 0 | 0 | 0 | 3 | 3 | 0 | 0 | 0 |
| 98 ans | 1 | 0 | 0 | 0 | 0 | 0 | 1 | 0 | 0 | 1 | 0 |
| 99 ans | 0 | 0 | 0 | 0 | 0 | 0 | 0 | 0 | 0 | 0 | 0 |

Population au 1.1.2004

Population étrangère par sexe, état civil et âge - par province (suite)

Province de Flandre orientale

| | Hommes | | | | | | Femmes | | | | |
|-----------------|--------|--------|--------------------|--------|-------|---------------|--------|--------------------|---------|--------|----------------|
| | Total | Total | Céliba - taires | Mariés | Veufs | Divor- cés | Total | Céliba - taires | Mariées | Veuves | Divor- cées |
| Total | 36.540 | 19.261 | 7.525 | 10.238 | 266 | 1.232 | 17.279 | 6.030 | 9.384 | 1.049 | 816 |
| Moins de 5 ans | 1.762 | 930 | 930 | 0 | 0 | 0 | 832 | 832 | 0 | 0 | 0 |
| De 5 à 9 ans | 1.607 | 825 | 825 | 0 | 0 | 0 | 782 | 782 | 0 | 0 | 0 |
| De 10 à 14 ans | 1.655 | 855 | 855 | 0 | 0 | 0 | 800 | 800 | 0 | 0 | 0 |
| De 15 à 19 ans | 1.932 | 928 | 900 | 28 | 0 | 0 | 1.004 | 843 | 161 | 0 | 0 |
| De 20 à 24 ans | 3.357 | 1.456 | 918 | 519 | 0 | 19 | 1.901 | 826 | 1.057 | 3 | 15 |
| De 25 à 29 ans | 4.518 | 2.206 | 965 | 1.162 | 4 | 75 | 2.312 | 709 | 1.528 | 6 | 69 |
| De 30 à 34 ans | 4.422 | 2.282 | 774 | 1.401 | 2 | 105 | 2.140 | 453 | 1.569 | 12 | 106 |
| De 35 à 39 ans | 3.931 | 2.097 | 526 | 1.383 | 5 | 183 | 1.834 | 257 | 1.397 | 27 | 153 |
| De 40 à 44 ans | 3.011 | 1.671 | 325 | 1.143 | 7 | 196 | 1.340 | 176 | 1.021 | 22 | 121 |
| De 45 à 49 ans | 2.357 | 1.400 | 180 | 1.018 | 11 | 191 | 957 | 87 | 732 | 37 | 101 |
| De 50 à 54 ans | 1.973 | 1.182 | 105 | 903 | 20 | 154 | 791 | 68 | 580 | 69 | 74 |
| De 55 à 59 ans | 1.757 | 1.050 | 85 | 812 | 23 | 130 | 707 | 46 | 504 | 89 | 68 |
| De 60 à 64 ans | 1.410 | 853 | 53 | 690 | 16 | 94 | 557 | 35 | 356 | 124 | 42 |
| De 65 à 69 ans | 1.066 | 612 | 27 | 507 | 36 | 42 | 454 | 36 | 225 | 163 | 30 |
| De 70 à 74 ans | 754 | 426 | 24 | 335 | 43 | 24 | 328 | 15 | 127 | 167 | 19 |
| De 75 à 79 ans | 487 | 235 | 15 | 178 | 31 | 11 | 252 | 18 | 81 | 143 | 10 |
| De 80 à 84 ans | 368 | 178 | 13 | 118 | 42 | 5 | 190 | 26 | 36 | 120 | 8 |
| De 85 à 89 ans | 110 | 51 | 3 | 29 | 16 | 3 | 59 | 10 | 8 | 41 | 0 |
| De 90 à 94 ans | 48 | 18 | 1 | 10 | 7 | 0 | 30 | 9 | 1 | 20 | 0 |
| De 95 à 99 ans | 13 | 5 | 1 | 1 | 3 | 0 | 8 | 2 | 0 | 6 | 0 |
| 100 ans et plus | 2 | 1 | 0 | 1 | 0 | 0 | 1 | 0 | 1 | 0 | 0 |
| 1 an | 357 | 198 | 198 | 0 | 0 | 0 | 159 | 159 | 0 | 0 | 0 |
| 2 ans | 351 | 187 | 187 | 0 | 0 | 0 | 164 | 164 | 0 | 0 | 0 |
| 3 ans | 359 | 186 | 186 | 0 | 0 | 0 | 173 | 173 | 0 | 0 | 0 |
| 4 ans | 322 | 161 | 161 | 0 | 0 | 0 | 161 | 161 | 0 | 0 | 0 |
| 5 ans | 316 | 169 | 169 | 0 | 0 | 0 | 147 | 147 | 0 | 0 | 0 |
| 6 ans | 327 | 168 | 168 | 0 | 0 | 0 | 159 | 159 | 0 | 0 | 0 |
| 7 ans | 300 | 144 | 144 | 0 | 0 | 0 | 156 | 156 | 0 | 0 | 0 |
| 8 ans | 321 | 162 | 162 | 0 | 0 | 0 | 159 | 159 | 0 | 0 | 0 |
| 9 ans | 343 | 182 | 182 | 0 | 0 | 0 | 161 | 161 | 0 | 0 | 0 |
| 10 ans | 340 | 185 | 185 | 0 | 0 | 0 | 155 | 155 | 0 | 0 | 0 |
| 11 ans | 330 | 167 | 167 | 0 | 0 | 0 | 163 | 163 | 0 | 0 | 0 |
| 12 ans | 328 | 168 | 168 | 0 | 0 | 0 | 160 | 160 | 0 | 0 | 0 |
| 13 ans | 317 | 160 | 160 | 0 | 0 | 0 | 157 | 157 | 0 | 0 | 0 |
| 14 ans | 340 | 175 | 175 | 0 | 0 | 0 | 165 | 165 | 0 | 0 | 0 |
| 15 ans | 352 | 176 | 176 | 0 | 0 | 0 | 176 | 176 | 0 | 0 | 0 |
| 16 ans | 324 | 168 | 168 | 0 | 0 | 0 | 156 | 155 | 1 | 0 | 0 |
| 17 ans | 397 | 193 | 193 | 0 | 0 | 0 | 204 | 189 | 15 | 0 | 0 |
| 18 ans | 422 | 189 | 185 | 4 | 0 | 0 | 233 | 182 | 51 | 0 | 0 |
| 19 ans | 437 | 202 | 178 | 24 | 0 | 0 | 235 | 141 | 94 | 0 | 0 |
| 20 ans | 471 | 194 | 146 | 48 | 0 | 0 | 277 | 152 | 124 | 0 | 1 |
| 21 ans | 594 | 256 | 187 | 67 | 0 | 2 | 338 | 160 | 176 | 0 | 2 |
| 22 ans | 674 | 273 | 163 | 105 | 0 | 5 | 401 | 171 | 227 | 2 | 1 |
| 23 ans | 793 | 337 | 205 | 126 | 0 | 6 | 456 | 175 | 275 | 1 | 5 |
| 24 ans | 825 | 396 | 217 | 173 | 0 | 6 | 429 | 168 | 255 | 0 | 6 |
| 25 ans | 934 | 447 | 231 | 207 | 0 | 9 | 487 | 187 | 291 | 1 | 8 |
| 26 ans | 925 | 448 | 206 | 231 | 0 | 11 | 477 | 164 | 299 | 1 | 13 |
| 27 ans | 848 | 390 | 160 | 219 | 2 | 9 | 458 | 133 | 310 | 2 | 13 |
| 28 ans | 884 | 453 | 186 | 246 | 0 | 21 | 431 | 120 | 293 | 0 | 18 |
| 29 ans | 927 | 468 | 182 | 259 | 2 | 25 | 459 | 105 | 335 | 2 | 17 |
| 30 ans | 886 | 475 | 185 | 277 | 0 | 13 | 411 | 101 | 296 | 2 | 12 |
| 31 ans | 930 | 463 | 157 | 288 | 0 | 18 | 467 | 103 | 336 | 1 | 27 |
| 32 ans | 884 | 458 | 151 | 288 | 0 | 19 | 426 | 85 | 317 | 2 | 22 |
| 33 ans | 857 | 443 | 145 | 271 | 0 | 27 | 414 | 87 | 303 | 2 | 22 |
| 34 ans | 865 | 443 | 136 | 277 | 2 | 28 | 422 | 77 | 317 | 5 | 23 |
| 35 ans | 831 | 462 | 145 | 282 | 0 | 35 | 369 | 56 | 279 | 4 | 30 |
| 36 ans | 763 | 394 | 96 | 262 | 1 | 35 | 369 | 49 | 288 | 3 | 29 |
| 37 ans | 843 | 433 | 92 | 293 | 1 | 47 | 410 | 57 | 313 | 8 | 32 |

| | Hommes | | | | | | Femmes | | | | |
|--------|--------|-------|--------------------|--------|-------|---------------|--------|--------------------|---------|--------|----------------|
| | Total | Total | Céliba - taires | Mariés | Veufs | Divor- cés | Total | Céliba - taires | Mariées | Veuves | Divor- cées |
| 38 ans | 755 | 395 | 97 | 269 | 1 | 28 | 360 | 48 | 271 | 7 | 34 |
| 39 ans | 739 | 413 | 96 | 277 | 2 | 38 | 326 | 47 | 246 | 5 | 28 |
| 40 ans | 652 | 363 | 76 | 244 | 3 | 40 | 289 | 46 | 214 | 2 | 27 |
| 41 ans | 630 | 358 | 70 | 241 | 1 | 46 | 272 | 27 | 207 | 5 | 33 |
| 42 ans | 586 | 339 | 73 | 225 | 2 | 39 | 247 | 37 | 186 | 3 | 21 |
| 43 ans | 615 | 325 | 58 | 235 | 0 | 32 | 290 | 34 | 227 | 8 | 21 |
| 44 ans | 528 | 286 | 48 | 198 | 1 | 39 | 242 | 32 | 187 | 4 | 19 |
| 45 ans | 517 | 304 | 48 | 212 | 3 | 41 | 213 | 20 | 169 | 4 | 20 |
| 46 ans | 477 | 292 | 39 | 210 | 3 | 40 | 185 | 18 | 142 | 7 | 18 |
| 47 ans | 466 | 279 | 37 | 212 | 0 | 30 | 187 | 17 | 133 | 10 | 27 |
| 48 ans | 457 | 276 | 34 | 199 | 2 | 41 | 181 | 16 | 135 | 10 | 20 |
| 49 ans | 440 | 249 | 22 | 185 | 3 | 39 | 191 | 16 | 153 | 6 | 16 |
| 50 ans | 393 | 237 | 30 | 181 | 3 | 23 | 156 | 23 | 106 | 10 | 17 |
| 51 ans | 410 | 233 | 22 | 184 | 0 | 27 | 177 | 18 | 135 | 10 | 14 |
| 52 ans | 381 | 226 | 20 | 161 | 5 | 40 | 155 | 9 | 115 | 19 | 12 |
| 53 ans | 386 | 244 | 19 | 196 | 5 | 24 | 142 | 9 | 100 | 17 | 16 |
| 54 ans | 403 | 242 | 14 | 181 | 7 | 40 | 161 | 9 | 124 | 13 | 15 |
| 55 ans | 373 | 220 | 18 | 169 | 3 | 30 | 153 | 7 | 113 | 19 | 14 |
| 56 ans | 349 | 212 | 17 | 166 | 5 | 24 | 137 | 12 | 96 | 14 | 15 |
| 57 ans | 357 | 224 | 20 | 169 | 6 | 29 | 133 | 9 | 97 | 15 | 12 |
| 58 ans | 346 | 203 | 16 | 151 | 7 | 29 | 143 | 8 | 102 | 20 | 13 |
| 59 ans | 332 | 191 | 14 | 157 | 2 | 18 | 141 | 10 | 96 | 21 | 14 |
| 60 ans | 324 | 200 | 10 | 156 | 2 | 32 | 124 | 7 | 84 | 23 | 10 |
| 61 ans | 285 | 170 | 11 | 149 | 3 | 7 | 115 | 11 | 72 | 21 | 11 |
| 62 ans | 240 | 145 | 9 | 121 | 4 | 11 | 95 | 5 | 64 | 18 | 8 |
| 63 ans | 312 | 174 | 14 | 136 | 3 | 21 | 138 | 5 | 92 | 33 | 8 |
| 64 ans | 249 | 164 | 9 | 128 | 4 | 23 | 85 | 7 | 44 | 29 | 5 |
| 65 ans | 265 | 150 | 7 | 129 | 6 | 8 | 115 | 10 | 52 | 40 | 13 |
| 66 ans | 210 | 120 | 6 | 98 | 5 | 11 | 90 | 6 | 43 | 38 | 3 |
| 67 ans | 214 | 121 | 5 | 99 | 10 | 7 | 93 | 9 | 48 | 31 | 5 |
| 68 ans | 204 | 118 | 6 | 93 | 10 | 9 | 86 | 7 | 44 | 28 | 7 |
| 69 ans | 173 | 103 | 3 | 88 | 5 | 7 | 70 | 4 | 38 | 26 | 2 |
| 70 ans | 207 | 130 | 10 | 106 | 11 | 3 | 77 | 4 | 34 | 33 | 6 |
| 71 ans | 166 | 91 | 3 | 75 | 8 | 5 | 75 | 6 | 27 | 39 | 3 |
| 72 ans | 129 | 68 | 5 | 44 | 12 | 7 | 61 | 1 | 31 | 26 | 3 |
| 73 ans | 138 | 68 | 3 | 52 | 6 | 7 | 70 | 2 | 23 | 40 | 5 |
| 74 ans | 114 | 69 | 3 | 58 | 6 | 2 | 45 | 2 | 12 | 29 | 2 |
| 75 ans | 107 | 57 | 3 | 44 | 9 | 1 | 50 | 1 | 20 | 26 | 3 |
| 76 ans | 106 | 54 | 1 | 44 | 3 | 6 | 52 | 10 | 17 | 25 | 0 |
| 77 ans | 100 | 44 | 3 | 34 | 7 | 0 | 56 | 4 | 16 | 33 | 3 |
| 78 ans | 89 | 42 | 4 | 28 | 8 | 2 | 47 | 2 | 14 | 28 | 3 |
| 79 ans | 85 | 38 | 4 | 28 | 4 | 2 | 47 | 1 | 14 | 31 | 1 |
| 80 ans | 108 | 57 | 5 | 38 | 14 | 0 | 51 | 6 | 14 | 29 | 2 |
| 81 ans | 79 | 39 | 3 | 26 | 9 | 1 | 40 | 5 | 6 | 25 | 4 |
| 82 ans | 79 | 34 | 2 | 24 | 7 | 1 | 45 | 5 | 8 | 32 | 0 |
| 83 ans | 62 | 29 | 1 | 20 | 8 | 0 | 33 | 5 | 5 | 22 | 1 |
| 84 ans | 40 | 19 | 2 | 10 | 4 | 3 | 21 | 5 | 3 | 12 | 1 |
| 85 ans | 30 | 16 | 1 | 10 | 4 | 1 | 14 | 0 | 1 | 13 | 0 |
| 86 ans | 21 | 10 | 1 | 6 | 3 | 0 | 11 | 1 | 2 | 8 | 0 |
| 87 ans | 20 | 8 | 1 | 5 | 2 | 0 | 12 | 4 | 2 | 6 | 0 |
| 88 ans | 19 | 11 | 0 | 5 | 6 | 0 | 8 | 2 | 3 | 3 | 0 |
| 89 ans | 20 | 6 | 0 | 3 | 1 | 2 | 14 | 3 | 0 | 11 | 0 |
| 90 ans | 15 | 6 | 0 | 2 | 4 | 0 | 9 | 3 | 1 | 5 | 0 |
| 91 ans | 10 | 2 | 0 | 1 | 1 | 0 | 8 | 3 | 0 | 5 | 0 |
| 92 ans | 14 | 6 | 1 | 3 | 2 | 0 | 8 | 2 | 0 | 6 | 0 |
| 93 ans | 6 | 3 | 0 | 3 | 0 | 0 | 3 | 0 | 0 | 3 | 0 |
| 94 ans | 3 | 1 | 0 | 1 | 0 | 0 | 2 | 1 | 0 | 1 | 0 |
| 95 ans | 9 | 4 | 0 | 1 | 3 | 0 | 5 | 1 | 0 | 4 | 0 |
| 96 ans | 2 | 1 | 1 | 0 | 0 | 0 | 1 | 1 | 0 | 0 | 0 |
| 97 ans | 0 | 0 | 0 | 0 | 0 | 0 | 0 | 0 | 0 | 0 | 0 |
| 98 ans | 2 | 0 | 0 | 0 | 0 | 0 | 2 | 0 | 0 | 2 | 0 |
| 99 ans | 0 | 0 | 0 | 0 | 0 | 0 | 0 | 0 | 0 | 0 | 0 |

Population au 1.1.2004

Population étrangère par sexe, état civil et âge - par province (suite)

Province de Brabant flamand

| | Hommes | | | | | | Femmes | | | | |
|-----------------|--------|--------|--------------------|--------|-------|---------------|--------|--------------------|---------|--------|----------------|
| | Total | Total | Céliba - taires | Mariés | Veufs | Divor- cés | Total | Céliba - taires | Mariées | Veuves | Divor- cées |
| Total | 61.226 | 31.080 | 13.855 | 15.573 | 348 | 1.304 | 30.146 | 12.538 | 15.148 | 1.159 | 1.301 |
| Moins de 5 ans | 3.097 | 1.581 | 1.581 | 0 | 0 | 0 | 1.516 | 1.516 | 0 | 0 | 0 |
| De 5 à 9 ans | 3.539 | 1.828 | 1.828 | 0 | 0 | 0 | 1.711 | 1.711 | 0 | 0 | 0 |
| De 10 à 14 ans | 3.456 | 1.772 | 1.772 | 0 | 0 | 0 | 1.684 | 1.684 | 0 | 0 | 0 |
| De 15 à 19 ans | 3.324 | 1.689 | 1.682 | 7 | 0 | 0 | 1.635 | 1.597 | 37 | 0 | 1 |
| De 20 à 24 ans | 4.466 | 1.996 | 1.845 | 147 | 0 | 4 | 2.470 | 1.941 | 520 | 1 | 8 |
| De 25 à 29 ans | 5.377 | 2.514 | 1.764 | 727 | 1 | 22 | 2.863 | 1.410 | 1.401 | 7 | 45 |
| De 30 à 34 ans | 6.162 | 2.906 | 1.234 | 1.574 | 5 | 93 | 3.256 | 904 | 2.219 | 12 | 121 |
| De 35 à 39 ans | 6.885 | 3.399 | 867 | 2.333 | 5 | 194 | 3.486 | 624 | 2.630 | 22 | 210 |
| De 40 à 44 ans | 6.127 | 3.111 | 531 | 2.367 | 7 | 206 | 3.016 | 397 | 2.363 | 34 | 222 |
| De 45 à 49 ans | 5.034 | 2.769 | 305 | 2.206 | 13 | 245 | 2.265 | 236 | 1.824 | 37 | 168 |
| De 50 à 54 ans | 4.014 | 2.264 | 160 | 1.897 | 23 | 184 | 1.750 | 167 | 1.361 | 62 | 160 |
| De 55 à 59 ans | 3.290 | 1.851 | 111 | 1.551 | 29 | 160 | 1.439 | 108 | 1.077 | 97 | 157 |
| De 60 à 64 ans | 2.210 | 1.180 | 53 | 1.009 | 33 | 85 | 1.030 | 83 | 740 | 110 | 97 |
| De 65 à 69 ans | 1.596 | 877 | 38 | 746 | 36 | 57 | 719 | 45 | 451 | 168 | 55 |
| De 70 à 74 ans | 1.159 | 628 | 34 | 512 | 56 | 26 | 531 | 41 | 282 | 179 | 29 |
| De 75 à 79 ans | 822 | 411 | 25 | 304 | 59 | 23 | 411 | 35 | 163 | 199 | 14 |
| De 80 à 84 ans | 457 | 219 | 16 | 144 | 54 | 5 | 238 | 19 | 69 | 140 | 10 |
| De 85 à 89 ans | 136 | 62 | 5 | 39 | 18 | 0 | 74 | 11 | 9 | 51 | 3 |
| De 90 à 94 ans | 61 | 21 | 4 | 10 | 7 | 0 | 40 | 8 | 1 | 30 | 1 |
| De 95 à 99 ans | 12 | 2 | 0 | 0 | 2 | 0 | 10 | 1 | 1 | 8 | 0 |
| 100 ans et plus | 2 | 0 | 0 | 0 | 0 | 0 | 2 | 0 | 0 | 2 | 0 |
| 1 an | 605 | 299 | 299 | 0 | 0 | 0 | 306 | 306 | 0 | 0 | 0 |
| 2 ans | 626 | 336 | 336 | 0 | 0 | 0 | 290 | 290 | 0 | 0 | 0 |
| 3 ans | 665 | 331 | 331 | 0 | 0 | 0 | 334 | 334 | 0 | 0 | 0 |
| 4 ans | 652 | 333 | 333 | 0 | 0 | 0 | 319 | 319 | 0 | 0 | 0 |
| 5 ans | 702 | 362 | 362 | 0 | 0 | 0 | 340 | 340 | 0 | 0 | 0 |
| 6 ans | 689 | 345 | 345 | 0 | 0 | 0 | 344 | 344 | 0 | 0 | 0 |
| 7 ans | 692 | 331 | 331 | 0 | 0 | 0 | 361 | 361 | 0 | 0 | 0 |
| 8 ans | 722 | 372 | 372 | 0 | 0 | 0 | 350 | 350 | 0 | 0 | 0 |
| 9 ans | 734 | 418 | 418 | 0 | 0 | 0 | 316 | 316 | 0 | 0 | 0 |
| 10 ans | 682 | 343 | 343 | 0 | 0 | 0 | 339 | 339 | 0 | 0 | 0 |
| 11 ans | 671 | 339 | 339 | 0 | 0 | 0 | 332 | 332 | 0 | 0 | 0 |
| 12 ans | 718 | 378 | 378 | 0 | 0 | 0 | 340 | 340 | 0 | 0 | 0 |
| 13 ans | 735 | 378 | 378 | 0 | 0 | 0 | 357 | 357 | 0 | 0 | 0 |
| 14 ans | 650 | 334 | 334 | 0 | 0 | 0 | 316 | 316 | 0 | 0 | 0 |
| 15 ans | 702 | 367 | 367 | 0 | 0 | 0 | 335 | 335 | 0 | 0 | 0 |
| 16 ans | 659 | 334 | 334 | 0 | 0 | 0 | 325 | 323 | 2 | 0 | 0 |
| 17 ans | 625 | 331 | 331 | 0 | 0 | 0 | 294 | 293 | 1 | 0 | 0 |
| 18 ans | 658 | 310 | 308 | 2 | 0 | 0 | 348 | 335 | 13 | 0 | 0 |
| 19 ans | 680 | 347 | 342 | 5 | 0 | 0 | 333 | 311 | 21 | 0 | 1 |
| 20 ans | 756 | 332 | 326 | 6 | 0 | 0 | 424 | 373 | 49 | 1 | 1 |
| 21 ans | 876 | 395 | 381 | 14 | 0 | 0 | 481 | 394 | 87 | 0 | 0 |
| 22 ans | 893 | 399 | 373 | 25 | 0 | 1 | 494 | 392 | 102 | 0 | 0 |
| 23 ans | 959 | 436 | 390 | 44 | 0 | 2 | 523 | 410 | 111 | 0 | 2 |
| 24 ans | 982 | 434 | 375 | 58 | 0 | 1 | 548 | 372 | 171 | 0 | 5 |
| 25 ans | 1.008 | 469 | 385 | 82 | 0 | 2 | 539 | 330 | 205 | 0 | 4 |
| 26 ans | 1.074 | 506 | 381 | 122 | 1 | 2 | 568 | 329 | 230 | 2 | 7 |
| 27 ans | 1.099 | 529 | 373 | 153 | 0 | 3 | 570 | 292 | 268 | 1 | 9 |
| 28 ans | 1.104 | 496 | 317 | 171 | 0 | 8 | 608 | 250 | 349 | 0 | 9 |
| 29 ans | 1.092 | 514 | 308 | 199 | 0 | 7 | 578 | 209 | 349 | 4 | 16 |
| 30 ans | 1.180 | 539 | 280 | 239 | 0 | 20 | 641 | 221 | 399 | 5 | 16 |
| 31 ans | 1.184 | 568 | 275 | 279 | 0 | 14 | 616 | 182 | 413 | 2 | 19 |
| 32 ans | 1.267 | 583 | 252 | 316 | 1 | 14 | 684 | 183 | 472 | 1 | 28 |
| 33 ans | 1.237 | 571 | 218 | 330 | 3 | 20 | 666 | 165 | 470 | 3 | 28 |
| 34 ans | 1.294 | 645 | 209 | 410 | 1 | 25 | 649 | 153 | 465 | 1 | 30 |
| 35 ans | 1.292 | 651 | 212 | 412 | 0 | 27 | 641 | 125 | 493 | 3 | 20 |
| 36 ans | 1.359 | 657 | 177 | 436 | 1 | 43 | 702 | 153 | 511 | 2 | 36 |
| 37 ans | 1.465 | 704 | 183 | 487 | 0 | 34 | 761 | 129 | 580 | 4 | 48 |

| | Hommes | | | | | | Femmes | | | | |
|--------|--------|-------|--------------------|--------|-------|---------------|--------|--------------------|---------|--------|----------------|
| | Total | Total | Céliba - taires | Mariés | Veufs | Divor- cés | Total | Céliba - taires | Mariées | Veuves | Divor- cées |
| 38 ans | 1.319 | 647 | 137 | 464 | 1 | 45 | 672 | 114 | 498 | 7 | 53 |
| 39 ans | 1.450 | 740 | 158 | 534 | 3 | 45 | 710 | 103 | 548 | 6 | 53 |
| 40 ans | 1.347 | 680 | 154 | 490 | 2 | 34 | 667 | 112 | 499 | 9 | 47 |
| 41 ans | 1.312 | 653 | 107 | 496 | 0 | 50 | 659 | 86 | 522 | 4 | 47 |
| 42 ans | 1.196 | 617 | 106 | 475 | 1 | 35 | 579 | 67 | 460 | 3 | 49 |
| 43 ans | 1.166 | 596 | 92 | 470 | 0 | 34 | 570 | 78 | 438 | 5 | 49 |
| 44 ans | 1.106 | 565 | 72 | 436 | 4 | 53 | 541 | 54 | 444 | 13 | 30 |
| 45 ans | 1.078 | 586 | 66 | 470 | 2 | 48 | 492 | 46 | 409 | 6 | 31 |
| 46 ans | 1.059 | 587 | 74 | 463 | 3 | 47 | 472 | 38 | 395 | 7 | 32 |
| 47 ans | 1.043 | 564 | 60 | 439 | 4 | 61 | 479 | 58 | 370 | 12 | 39 |
| 48 ans | 960 | 533 | 55 | 429 | 2 | 47 | 427 | 44 | 334 | 6 | 43 |
| 49 ans | 894 | 499 | 50 | 405 | 2 | 42 | 395 | 50 | 316 | 6 | 23 |
| 50 ans | 867 | 474 | 47 | 390 | 4 | 33 | 393 | 33 | 316 | 13 | 31 |
| 51 ans | 804 | 450 | 29 | 378 | 4 | 39 | 354 | 41 | 271 | 9 | 33 |
| 52 ans | 797 | 460 | 32 | 386 | 3 | 39 | 337 | 33 | 264 | 10 | 30 |
| 53 ans | 732 | 412 | 25 | 348 | 2 | 37 | 320 | 27 | 250 | 11 | 32 |
| 54 ans | 814 | 468 | 27 | 395 | 10 | 36 | 346 | 33 | 260 | 19 | 34 |
| 55 ans | 744 | 422 | 23 | 358 | 6 | 35 | 322 | 27 | 246 | 19 | 30 |
| 56 ans | 787 | 461 | 32 | 385 | 6 | 38 | 326 | 22 | 257 | 16 | 31 |
| 57 ans | 657 | 400 | 30 | 324 | 9 | 37 | 257 | 26 | 190 | 14 | 27 |
| 58 ans | 548 | 285 | 8 | 248 | 6 | 23 | 263 | 20 | 182 | 21 | 40 |
| 59 ans | 554 | 283 | 18 | 236 | 2 | 27 | 271 | 13 | 202 | 27 | 29 |
| 60 ans | 503 | 263 | 11 | 227 | 7 | 18 | 240 | 20 | 171 | 19 | 30 |
| 61 ans | 442 | 236 | 14 | 204 | 3 | 15 | 206 | 17 | 150 | 25 | 14 |
| 62 ans | 418 | 222 | 7 | 178 | 7 | 30 | 196 | 17 | 142 | 20 | 17 |
| 63 ans | 457 | 251 | 13 | 216 | 9 | 13 | 206 | 12 | 144 | 29 | 21 |
| 64 ans | 390 | 208 | 8 | 184 | 7 | 9 | 182 | 17 | 133 | 17 | 15 |
| 65 ans | 382 | 216 | 11 | 180 | 7 | 18 | 166 | 12 | 112 | 32 | 10 |
| 66 ans | 323 | 166 | 6 | 144 | 8 | 8 | 157 | 13 | 93 | 32 | 19 |
| 67 ans | 327 | 175 | 9 | 151 | 3 | 12 | 152 | 10 | 95 | 36 | 11 |
| 68 ans | 285 | 165 | 7 | 143 | 8 | 7 | 120 | 4 | 69 | 40 | 7 |
| 69 ans | 279 | 155 | 5 | 128 | 10 | 12 | 124 | 6 | 82 | 28 | 8 |
| 70 ans | 253 | 136 | 10 | 112 | 6 | 8 | 117 | 9 | 76 | 26 | 6 |
| 71 ans | 243 | 125 | 3 | 110 | 9 | 3 | 118 | 6 | 69 | 38 | 5 |
| 72 ans | 220 | 130 | 9 | 104 | 13 | 4 | 90 | 4 | 57 | 25 | 4 |
| 73 ans | 241 | 131 | 7 | 97 | 20 | 7 | 110 | 12 | 47 | 44 | 7 |
| 74 ans | 202 | 106 | 5 | 89 | 8 | 4 | 96 | 10 | 33 | 46 | 7 |
| 75 ans | 178 | 93 | 5 | 65 | 15 | 8 | 85 | 6 | 43 | 34 | 2 |
| 76 ans | 177 | 103 | 5 | 79 | 15 | 4 | 74 | 6 | 31 | 36 | 1 |
| 77 ans | 183 | 83 | 5 | 60 | 12 | 6 | 100 | 16 | 32 | 48 | 4 |
| 78 ans | 161 | 73 | 8 | 53 | 9 | 3 | 88 | 4 | 33 | 46 | 5 |
| 79 ans | 123 | 59 | 2 | 47 | 8 | 2 | 64 | 3 | 24 | 35 | 2 |
| 80 ans | 131 | 63 | 3 | 42 | 16 | 2 | 68 | 5 | 17 | 42 | 4 |
| 81 ans | 99 | 52 | 6 | 33 | 12 | 1 | 47 | 3 | 18 | 26 | 0 |
| 82 ans | 88 | 38 | 1 | 30 | 7 | 0 | 50 | 3 | 16 | 28 | 3 |
| 83 ans | 90 | 39 | 3 | 23 | 12 | 1 | 51 | 8 | 11 | 29 | 3 |
| 84 ans | 49 | 27 | 3 | 16 | 7 | 1 | 22 | 0 | 7 | 15 | 0 |
| 85 ans | 34 | 20 | 2 | 14 | 4 | 0 | 14 | 3 | 1 | 9 | 1 |
| 86 ans | 27 | 15 | 1 | 9 | 5 | 0 | 12 | 1 | 2 | 9 | 0 |
| 87 ans | 27 | 11 | 1 | 6 | 4 | 0 | 16 | 1 | 3 | 12 | 0 |
| 88 ans | 27 | 10 | 0 | 7 | 3 | 0 | 17 | 5 | 3 | 9 | 0 |
| 89 ans | 21 | 6 | 1 | 3 | 2 | 0 | 15 | 1 | 0 | 12 | 2 |
| 90 ans | 21 | 5 | 1 | 4 | 0 | 0 | 16 | 3 | 0 | 13 | 0 |
| 91 ans | 14 | 6 | 1 | 2 | 3 | 0 | 8 | 2 | 1 | 5 | 0 |
| 92 ans | 12 | 4 | 2 | 1 | 1 | 0 | 8 | 1 | 0 | 7 | 0 |
| 93 ans | 9 | 4 | 0 | 2 | 2 | 0 | 5 | 2 | 0 | 3 | 0 |
| 94 ans | 5 | 2 | 0 | 1 | 1 | 0 | 3 | 0 | 0 | 2 | 1 |
| 95 ans | 4 | 0 | 0 | 0 | 0 | 0 | 4 | 0 | 1 | 3 | 0 |
| 96 ans | 2 | 1 | 0 | 0 | 1 | 0 | 1 | 0 | 0 | 1 | 0 |
| 97 ans | 2 | 0 | 0 | 0 | 0 | 0 | 2 | 0 | 0 | 2 | 0 |
| 98 ans | 1 | 0 | 0 | 0 | 0 | 0 | 1 | 0 | 0 | 1 | 0 |
| 99 ans | 3 | 1 | 0 | 0 | 1 | 0 | 2 | 1 | 0 | 1 | 0 |

Population au 1.1.2004

Population étrangère par sexe, état civil et âge - par province (suite)

Province de Flandre occidentale

| | Hommes | | | | | | Femmes | | | | |
|-----------------|--------|--------|--------------------|--------|-------|---------------|--------|--------------------|---------|--------|----------------|
| | Total | Total | Céliba - taires | Mariés | Veufs | Divor- cés | Total | Céliba - taires | Mariées | Veuves | Divor- cées |
| Total | 21.467 | 11.266 | 4.154 | 5.835 | 243 | 1.034 | 10.201 | 3.638 | 5.008 | 853 | 702 |
| Moins de 5 ans | 940 | 481 | 481 | 0 | 0 | 0 | 459 | 459 | 0 | 0 | 0 |
| De 5 à 9 ans | 888 | 459 | 459 | 0 | 0 | 0 | 429 | 429 | 0 | 0 | 0 |
| De 10 à 14 ans | 875 | 430 | 430 | 0 | 0 | 0 | 445 | 445 | 0 | 0 | 0 |
| De 15 à 19 ans | 887 | 408 | 406 | 2 | 0 | 0 | 479 | 455 | 24 | 0 | 0 |
| De 20 à 24 ans | 1.599 | 683 | 530 | 145 | 0 | 8 | 916 | 550 | 357 | 0 | 9 |
| De 25 à 29 ans | 2.197 | 933 | 490 | 414 | 0 | 29 | 1.264 | 442 | 781 | 3 | 38 |
| De 30 à 34 ans | 2.310 | 1.116 | 421 | 623 | 3 | 69 | 1.194 | 242 | 860 | 10 | 82 |
| De 35 à 39 ans | 2.214 | 1.137 | 317 | 693 | 6 | 121 | 1.077 | 183 | 768 | 15 | 111 |
| De 40 à 44 ans | 1.780 | 998 | 208 | 655 | 4 | 131 | 782 | 121 | 557 | 23 | 81 |
| De 45 à 49 ans | 1.521 | 949 | 121 | 673 | 9 | 146 | 572 | 67 | 384 | 30 | 91 |
| De 50 à 54 ans | 1.560 | 1.073 | 94 | 782 | 22 | 175 | 487 | 51 | 326 | 30 | 80 |
| De 55 à 59 ans | 1.363 | 922 | 90 | 672 | 21 | 139 | 441 | 45 | 277 | 44 | 75 |
| De 60 à 64 ans | 952 | 576 | 37 | 428 | 30 | 81 | 376 | 26 | 251 | 61 | 38 |
| De 65 à 69 ans | 736 | 423 | 24 | 314 | 19 | 66 | 313 | 32 | 160 | 89 | 32 |
| De 70 à 74 ans | 555 | 279 | 24 | 185 | 27 | 43 | 276 | 23 | 118 | 114 | 21 |
| De 75 à 79 ans | 483 | 186 | 11 | 125 | 37 | 13 | 297 | 26 | 84 | 161 | 26 |
| De 80 à 84 ans | 392 | 161 | 4 | 102 | 43 | 12 | 231 | 19 | 49 | 152 | 11 |
| De 85 à 89 ans | 124 | 38 | 5 | 17 | 15 | 1 | 86 | 16 | 10 | 55 | 5 |
| De 90 à 94 ans | 72 | 11 | 1 | 5 | 5 | 0 | 61 | 5 | 2 | 52 | 2 |
| De 95 à 99 ans | 15 | 2 | 0 | 0 | 2 | 0 | 13 | 1 | 0 | 12 | 0 |
| 100 ans et plus | 4 | 1 | 1 | 0 | 0 | 0 | 3 | 1 | 0 | 2 | 0 |
| 1 an | 201 | 96 | 96 | 0 | 0 | 0 | 105 | 105 | 0 | 0 | 0 |
| 2 ans | 190 | 103 | 103 | 0 | 0 | 0 | 87 | 87 | 0 | 0 | 0 |
| 3 ans | 188 | 100 | 100 | 0 | 0 | 0 | 88 | 88 | 0 | 0 | 0 |
| 4 ans | 175 | 85 | 85 | 0 | 0 | 0 | 90 | 90 | 0 | 0 | 0 |
| 5 ans | 169 | 79 | 79 | 0 | 0 | 0 | 90 | 90 | 0 | 0 | 0 |
| 6 ans | 168 | 86 | 86 | 0 | 0 | 0 | 82 | 82 | 0 | 0 | 0 |
| 7 ans | 172 | 87 | 87 | 0 | 0 | 0 | 85 | 85 | 0 | 0 | 0 |
| 8 ans | 189 | 98 | 98 | 0 | 0 | 0 | 91 | 91 | 0 | 0 | 0 |
| 9 ans | 190 | 109 | 109 | 0 | 0 | 0 | 81 | 81 | 0 | 0 | 0 |
| 10 ans | 164 | 74 | 74 | 0 | 0 | 0 | 90 | 90 | 0 | 0 | 0 |
| 11 ans | 200 | 106 | 106 | 0 | 0 | 0 | 94 | 94 | 0 | 0 | 0 |
| 12 ans | 181 | 86 | 86 | 0 | 0 | 0 | 95 | 95 | 0 | 0 | 0 |
| 13 ans | 166 | 81 | 81 | 0 | 0 | 0 | 85 | 85 | 0 | 0 | 0 |
| 14 ans | 164 | 83 | 83 | 0 | 0 | 0 | 81 | 81 | 0 | 0 | 0 |
| 15 ans | 151 | 69 | 69 | 0 | 0 | 0 | 82 | 82 | 0 | 0 | 0 |
| 16 ans | 170 | 83 | 83 | 0 | 0 | 0 | 87 | 87 | 0 | 0 | 0 |
| 17 ans | 178 | 84 | 84 | 0 | 0 | 0 | 94 | 93 | 1 | 0 | 0 |
| 18 ans | 186 | 85 | 85 | 0 | 0 | 0 | 101 | 95 | 6 | 0 | 0 |
| 19 ans | 202 | 87 | 85 | 2 | 0 | 0 | 115 | 98 | 17 | 0 | 0 |
| 20 ans | 230 | 95 | 90 | 5 | 0 | 0 | 135 | 93 | 42 | 0 | 0 |
| 21 ans | 252 | 130 | 109 | 20 | 0 | 1 | 122 | 79 | 43 | 0 | 0 |
| 22 ans | 324 | 135 | 104 | 31 | 0 | 0 | 189 | 105 | 81 | 0 | 3 |
| 23 ans | 374 | 149 | 113 | 32 | 0 | 4 | 225 | 138 | 83 | 0 | 4 |
| 24 ans | 419 | 174 | 114 | 57 | 0 | 3 | 245 | 135 | 108 | 0 | 2 |
| 25 ans | 415 | 178 | 110 | 62 | 0 | 6 | 237 | 97 | 133 | 0 | 7 |
| 26 ans | 455 | 182 | 100 | 81 | 0 | 1 | 273 | 101 | 159 | 2 | 11 |
| 27 ans | 436 | 169 | 90 | 75 | 0 | 4 | 267 | 90 | 168 | 0 | 9 |
| 28 ans | 453 | 207 | 100 | 95 | 0 | 12 | 246 | 83 | 158 | 1 | 4 |
| 29 ans | 438 | 197 | 90 | 101 | 0 | 6 | 241 | 71 | 163 | 0 | 7 |
| 30 ans | 426 | 211 | 91 | 113 | 0 | 7 | 215 | 49 | 151 | 0 | 15 |
| 31 ans | 448 | 228 | 98 | 121 | 0 | 9 | 220 | 46 | 158 | 3 | 13 |
| 32 ans | 463 | 218 | 90 | 116 | 0 | 12 | 245 | 52 | 175 | 2 | 16 |
| 33 ans | 499 | 226 | 82 | 125 | 1 | 18 | 273 | 53 | 201 | 3 | 16 |
| 34 ans | 474 | 233 | 60 | 148 | 2 | 23 | 241 | 42 | 175 | 2 | 22 |
| 35 ans | 442 | 222 | 62 | 134 | 2 | 24 | 220 | 33 | 164 | 3 | 20 |
| 36 ans | 413 | 203 | 60 | 115 | 0 | 28 | 210 | 30 | 151 | 3 | 26 |
| 37 ans | 465 | 229 | 64 | 138 | 2 | 25 | 236 | 42 | 170 | 5 | 19 |

| | Hommes | | | | | | Femmes | | | | |
|--------|--------|-------|--------------------|--------|-------|---------------|--------|--------------------|---------|--------|----------------|
| | Total | Total | Céliba - taires | Mariés | Veufs | Divor- cés | Total | Céliba - taires | Mariées | Veuves | Divor- cées |
| 38 ans | 470 | 253 | 77 | 156 | 0 | 20 | 217 | 41 | 153 | 1 | 22 |
| 39 ans | 424 | 230 | 54 | 150 | 2 | 24 | 194 | 37 | 130 | 3 | 24 |
| 40 ans | 350 | 211 | 56 | 136 | 0 | 19 | 139 | 21 | 103 | 3 | 12 |
| 41 ans | 417 | 224 | 45 | 158 | 0 | 21 | 193 | 30 | 143 | 5 | 15 |
| 42 ans | 325 | 188 | 42 | 115 | 2 | 29 | 137 | 25 | 94 | 5 | 13 |
| 43 ans | 377 | 205 | 44 | 132 | 0 | 29 | 172 | 25 | 121 | 4 | 22 |
| 44 ans | 311 | 170 | 21 | 114 | 2 | 33 | 141 | 20 | 96 | 6 | 19 |
| 45 ans | 318 | 207 | 39 | 144 | 1 | 23 | 111 | 11 | 81 | 4 | 15 |
| 46 ans | 287 | 175 | 19 | 127 | 1 | 28 | 112 | 11 | 75 | 6 | 20 |
| 47 ans | 297 | 171 | 16 | 122 | 2 | 31 | 126 | 17 | 93 | 5 | 11 |
| 48 ans | 294 | 184 | 22 | 129 | 2 | 31 | 110 | 16 | 65 | 8 | 21 |
| 49 ans | 325 | 212 | 25 | 151 | 3 | 33 | 113 | 12 | 70 | 7 | 24 |
| 50 ans | 299 | 206 | 16 | 148 | 5 | 37 | 93 | 11 | 65 | 5 | 12 |
| 51 ans | 320 | 210 | 18 | 148 | 5 | 39 | 110 | 13 | 70 | 6 | 21 |
| 52 ans | 297 | 214 | 25 | 148 | 4 | 37 | 83 | 9 | 63 | 2 | 9 |
| 53 ans | 317 | 209 | 20 | 150 | 3 | 36 | 108 | 10 | 69 | 8 | 21 |
| 54 ans | 327 | 234 | 15 | 188 | 5 | 26 | 93 | 8 | 59 | 9 | 17 |
| 55 ans | 324 | 222 | 18 | 173 | 5 | 26 | 102 | 9 | 66 | 7 | 20 |
| 56 ans | 290 | 176 | 15 | 125 | 3 | 33 | 114 | 10 | 71 | 14 | 19 |
| 57 ans | 295 | 206 | 20 | 150 | 5 | 31 | 89 | 10 | 58 | 7 | 14 |
| 58 ans | 230 | 165 | 18 | 119 | 2 | 26 | 65 | 6 | 37 | 8 | 14 |
| 59 ans | 224 | 153 | 19 | 105 | 6 | 23 | 71 | 10 | 45 | 8 | 8 |
| 60 ans | 204 | 140 | 6 | 108 | 7 | 19 | 64 | 6 | 48 | 7 | 3 |
| 61 ans | 185 | 110 | 8 | 77 | 9 | 16 | 75 | 5 | 54 | 4 | 12 |
| 62 ans | 184 | 114 | 13 | 78 | 4 | 19 | 70 | 2 | 50 | 11 | 7 |
| 63 ans | 188 | 99 | 7 | 72 | 7 | 13 | 89 | 3 | 52 | 24 | 10 |
| 64 ans | 191 | 113 | 3 | 93 | 3 | 14 | 78 | 10 | 47 | 15 | 6 |
| 65 ans | 166 | 100 | 7 | 74 | 2 | 17 | 66 | 7 | 42 | 10 | 7 |
| 66 ans | 142 | 78 | 4 | 61 | 2 | 11 | 64 | 5 | 38 | 15 | 6 |
| 67 ans | 147 | 85 | 5 | 62 | 0 | 18 | 62 | 8 | 28 | 20 | 6 |
| 68 ans | 147 | 91 | 3 | 66 | 8 | 14 | 56 | 5 | 27 | 17 | 7 |
| 69 ans | 134 | 69 | 5 | 51 | 7 | 6 | 65 | 7 | 25 | 27 | 6 |
| 70 ans | 117 | 60 | 6 | 45 | 6 | 3 | 57 | 7 | 26 | 20 | 4 |
| 71 ans | 112 | 57 | 4 | 35 | 2 | 16 | 55 | 5 | 23 | 22 | 5 |
| 72 ans | 111 | 63 | 7 | 41 | 6 | 9 | 48 | 2 | 20 | 19 | 7 |
| 73 ans | 115 | 54 | 4 | 30 | 10 | 10 | 61 | 2 | 26 | 31 | 2 |
| 74 ans | 100 | 45 | 3 | 34 | 3 | 5 | 55 | 7 | 23 | 22 | 3 |
| 75 ans | 103 | 50 | 3 | 35 | 7 | 5 | 53 | 4 | 17 | 25 | 7 |
| 76 ans | 98 | 34 | 2 | 21 | 8 | 3 | 64 | 7 | 21 | 33 | 3 |
| 77 ans | 96 | 31 | 0 | 23 | 7 | 1 | 65 | 3 | 18 | 36 | 8 |
| 78 ans | 89 | 35 | 4 | 25 | 5 | 1 | 54 | 6 | 13 | 31 | 4 |
| 79 ans | 97 | 36 | 2 | 21 | 10 | 3 | 61 | 6 | 15 | 36 | 4 |
| 80 ans | 96 | 40 | 2 | 21 | 9 | 8 | 56 | 4 | 14 | 37 | 1 |
| 81 ans | 101 | 44 | 0 | 32 | 10 | 2 | 57 | 4 | 13 | 38 | 2 |
| 82 ans | 80 | 34 | 0 | 20 | 12 | 2 | 46 | 3 | 16 | 25 | 2 |
| 83 ans | 71 | 24 | 1 | 17 | 6 | 0 | 47 | 5 | 3 | 34 | 5 |
| 84 ans | 44 | 19 | 1 | 12 | 6 | 0 | 25 | 3 | 3 | 18 | 1 |
| 85 ans | 23 | 9 | 2 | 5 | 2 | 0 | 14 | 1 | 1 | 12 | 0 |
| 86 ans | 30 | 8 | 0 | 3 | 5 | 0 | 22 | 3 | 6 | 12 | 1 |
| 87 ans | 15 | 9 | 2 | 4 | 3 | 0 | 6 | 1 | 0 | 3 | 2 |
| 88 ans | 29 | 5 | 0 | 3 | 1 | 1 | 24 | 5 | 3 | 15 | 1 |
| 89 ans | 27 | 7 | 1 | 2 | 4 | 0 | 20 | 6 | 0 | 13 | 1 |
| 90 ans | 22 | 6 | 1 | 4 | 1 | 0 | 16 | 3 | 1 | 12 | 0 |
| 91 ans | 21 | 2 | 0 | 0 | 2 | 0 | 19 | 1 | 1 | 16 | 1 |
| 92 ans | 9 | 1 | 0 | 0 | 1 | 0 | 8 | 1 | 0 | 6 | 1 |
| 93 ans | 10 | 2 | 0 | 1 | 1 | 0 | 8 | 0 | 0 | 8 | 0 |
| 94 ans | 10 | 0 | 0 | 0 | 0 | 0 | 10 | 0 | 0 | 10 | 0 |
| 95 ans | 3 | 2 | 0 | 0 | 2 | 0 | 1 | 0 | 0 | 1 | 0 |
| 96 ans | 4 | 0 | 0 | 0 | 0 | 0 | 4 | 0 | 0 | 4 | 0 |
| 97 ans | 3 | 0 | 0 | 0 | 0 | 0 | 3 | 0 | 0 | 3 | 0 |
| 98 ans | 4 | 0 | 0 | 0 | 0 | 0 | 4 | 1 | 0 | 3 | 0 |
| 99 ans | 1 | 0 | 0 | 0 | 0 | 0 | 1 | 0 | 0 | 1 | 0 |

Population au 1.1.2004

Population étrangère par sexe, état civil et âge - par province (suite)

Région wallonne

| | Hommes | | | | | | Femmes | | | | |
|-----------------|---------|---------|--------------------|--------|-------|---------------|---------|--------------------|---------|--------|----------------|
| | Total | Total | Céliba - taires | Mariés | Veufs | Divor- cés | Total | Céliba - taires | Mariées | Veuves | Divor- cées |
| Total | 308.461 | 159.751 | 54.674 | 89.288 | 4.008 | 11.781 | 148.710 | 43.541 | 77.626 | 18.864 | 8.679 |
| Moins de 5 ans | 7.554 | 3.859 | 3.859 | 0 | 0 | 0 | 3.695 | 3.695 | 0 | 0 | 0 |
| De 5 à 9 ans | 8.863 | 4.541 | 4.541 | 0 | 0 | 0 | 4.322 | 4.322 | 0 | 0 | 0 |
| De 10 à 14 ans | 10.682 | 5.462 | 5.462 | 0 | 0 | 0 | 5.220 | 5.220 | 0 | 0 | 0 |
| De 15 à 19 ans | 12.360 | 6.079 | 6.057 | 22 | 0 | 0 | 6.281 | 6.013 | 268 | 0 | 0 |
| De 20 à 24 ans | 17.576 | 8.240 | 7.213 | 1.005 | 0 | 22 | 9.336 | 6.669 | 2.612 | 8 | 47 |
| De 25 à 29 ans | 21.781 | 10.839 | 6.737 | 3.921 | 8 | 173 | 10.942 | 4.878 | 5.757 | 22 | 285 |
| De 30 à 34 ans | 27.832 | 14.320 | 6.399 | 7.216 | 21 | 684 | 13.512 | 3.954 | 8.624 | 84 | 850 |
| De 35 à 39 ans | 30.977 | 16.243 | 5.104 | 9.761 | 34 | 1.344 | 14.734 | 2.825 | 10.374 | 161 | 1.374 |
| De 40 à 44 ans | 30.032 | 16.388 | 3.461 | 10.932 | 69 | 1.926 | 13.644 | 2.020 | 9.880 | 254 | 1.490 |
| De 45 à 49 ans | 28.198 | 16.071 | 2.179 | 11.440 | 131 | 2.321 | 12.127 | 1.274 | 9.073 | 404 | 1.376 |
| De 50 à 54 ans | 24.879 | 14.229 | 1.228 | 10.761 | 223 | 2.017 | 10.650 | 848 | 8.070 | 636 | 1.096 |
| De 55 à 59 ans | 21.190 | 12.019 | 768 | 9.545 | 294 | 1.412 | 9.171 | 451 | 6.934 | 1.040 | 746 |
| De 60 à 64 ans | 16.135 | 8.647 | 471 | 7.104 | 312 | 760 | 7.488 | 287 | 5.199 | 1.508 | 494 |
| De 65 à 69 ans | 15.274 | 7.647 | 372 | 6.321 | 418 | 536 | 7.627 | 258 | 4.590 | 2.435 | 344 |
| De 70 à 74 ans | 13.931 | 6.637 | 342 | 5.357 | 645 | 293 | 7.294 | 217 | 3.372 | 3.444 | 261 |
| De 75 à 79 ans | 11.441 | 5.131 | 307 | 3.824 | 817 | 183 | 6.310 | 228 | 1.985 | 3.931 | 166 |
| De 80 à 84 ans | 6.694 | 2.592 | 142 | 1.688 | 672 | 90 | 4.102 | 188 | 740 | 3.065 | 109 |
| De 85 à 89 ans | 1.935 | 571 | 25 | 311 | 221 | 14 | 1.364 | 101 | 120 | 1.115 | 28 |
| De 90 à 94 ans | 915 | 208 | 5 | 74 | 125 | 4 | 707 | 70 | 25 | 602 | 10 |
| De 95 à 99 ans | 187 | 27 | 2 | 6 | 17 | 2 | 160 | 19 | 2 | 137 | 2 |
| 100 ans et plus | 25 | 1 | 0 | 0 | 1 | 0 | 24 | 4 | 1 | 18 | 1 |
| 1 an | 1.496 | 775 | 775 | 0 | 0 | 0 | 721 | 721 | 0 | 0 | 0 |
| 2 ans | 1.484 | 745 | 745 | 0 | 0 | 0 | 739 | 739 | 0 | 0 | 0 |
| 3 ans | 1.587 | 813 | 813 | 0 | 0 | 0 | 774 | 774 | 0 | 0 | 0 |
| 4 ans | 1.593 | 791 | 791 | 0 | 0 | 0 | 802 | 802 | 0 | 0 | 0 |
| 5 ans | 1.614 | 800 | 800 | 0 | 0 | 0 | 814 | 814 | 0 | 0 | 0 |
| 6 ans | 1.737 | 886 | 886 | 0 | 0 | 0 | 851 | 851 | 0 | 0 | 0 |
| 7 ans | 1.777 | 927 | 927 | 0 | 0 | 0 | 850 | 850 | 0 | 0 | 0 |
| 8 ans | 1.799 | 946 | 946 | 0 | 0 | 0 | 853 | 853 | 0 | 0 | 0 |
| 9 ans | 1.936 | 982 | 982 | 0 | 0 | 0 | 954 | 954 | 0 | 0 | 0 |
| 10 ans | 1.983 | 1.010 | 1.010 | 0 | 0 | 0 | 973 | 973 | 0 | 0 | 0 |
| 11 ans | 2.121 | 1.103 | 1.103 | 0 | 0 | 0 | 1.018 | 1.018 | 0 | 0 | 0 |
| 12 ans | 2.122 | 1.080 | 1.080 | 0 | 0 | 0 | 1.042 | 1.042 | 0 | 0 | 0 |
| 13 ans | 2.209 | 1.146 | 1.146 | 0 | 0 | 0 | 1.063 | 1.063 | 0 | 0 | 0 |
| 14 ans | 2.247 | 1.123 | 1.123 | 0 | 0 | 0 | 1.124 | 1.124 | 0 | 0 | 0 |
| 15 ans | 2.294 | 1.136 | 1.136 | 0 | 0 | 0 | 1.158 | 1.157 | 1 | 0 | 0 |
| 16 ans | 2.385 | 1.231 | 1.231 | 0 | 0 | 0 | 1.154 | 1.151 | 3 | 0 | 0 |
| 17 ans | 2.579 | 1.286 | 1.286 | 0 | 0 | 0 | 1.293 | 1.269 | 24 | 0 | 0 |
| 18 ans | 2.514 | 1.207 | 1.203 | 4 | 0 | 0 | 1.307 | 1.225 | 82 | 0 | 0 |
| 19 ans | 2.588 | 1.219 | 1.201 | 18 | 0 | 0 | 1.369 | 1.211 | 158 | 0 | 0 |
| 20 ans | 2.809 | 1.363 | 1.317 | 46 | 0 | 0 | 1.446 | 1.184 | 259 | 1 | 2 |
| 21 ans | 3.282 | 1.519 | 1.404 | 115 | 0 | 0 | 1.763 | 1.388 | 369 | 3 | 3 |
| 22 ans | 3.538 | 1.629 | 1.464 | 162 | 0 | 3 | 1.909 | 1.379 | 521 | 1 | 8 |
| 23 ans | 3.878 | 1.793 | 1.512 | 277 | 0 | 4 | 2.085 | 1.415 | 659 | 0 | 11 |
| 24 ans | 4.069 | 1.936 | 1.516 | 405 | 0 | 15 | 2.133 | 1.303 | 804 | 3 | 23 |
| 25 ans | 4.135 | 2.035 | 1.449 | 567 | 1 | 18 | 2.100 | 1.139 | 938 | 1 | 22 |
| 26 ans | 4.142 | 1.993 | 1.337 | 637 | 1 | 18 | 2.149 | 1.076 | 1.035 | 2 | 36 |
| 27 ans | 4.209 | 2.147 | 1.353 | 762 | 2 | 30 | 2.062 | 897 | 1.101 | 3 | 61 |
| 28 ans | 4.376 | 2.206 | 1.272 | 884 | 1 | 49 | 2.170 | 904 | 1.183 | 8 | 75 |
| 29 ans | 4.919 | 2.458 | 1.326 | 1.071 | 3 | 58 | 2.461 | 862 | 1.500 | 8 | 91 |
| 30 ans | 5.288 | 2.732 | 1.436 | 1.193 | 3 | 100 | 2.556 | 909 | 1.508 | 8 | 131 |
| 31 ans | 5.522 | 2.858 | 1.318 | 1.412 | 6 | 122 | 2.664 | 859 | 1.662 | 14 | 129 |
| 32 ans | 5.548 | 2.873 | 1.312 | 1.454 | 1 | 106 | 2.675 | 794 | 1.695 | 12 | 174 |
| 33 ans | 5.633 | 2.859 | 1.205 | 1.492 | 3 | 159 | 2.774 | 726 | 1.814 | 27 | 207 |
| 34 ans | 5.841 | 2.998 | 1.128 | 1.665 | 8 | 197 | 2.843 | 666 | 1.945 | 23 | 209 |
| 35 ans | 5.909 | 2.984 | 1.079 | 1.680 | 3 | 222 | 2.925 | 634 | 2.026 | 21 | 244 |
| 36 ans | 5.831 | 3.076 | 1.017 | 1.853 | 8 | 198 | 2.755 | 565 | 1.916 | 25 | 249 |
| 37 ans | 6.530 | 3.423 | 1.054 | 2.056 | 5 | 308 | 3.107 | 602 | 2.188 | 31 | 286 |

| | Hommes | | | | | | Femmes | | | | |
|--------|--------|-------|--------------------|--------|-------|---------------|--------|--------------------|---------|--------|----------------|
| | Total | Total | Céliba - taires | Mariés | Veufs | Divor- cés | Total | Céliba - taires | Mariées | Veuves | Divor- cées |
| 38 ans | 6.410 | 3.457 | 1.040 | 2.088 | 10 | 319 | 2.953 | 500 | 2.119 | 45 | 289 |
| 39 ans | 6.297 | 3.303 | 914 | 2.084 | 8 | 297 | 2.994 | 524 | 2.125 | 39 | 306 |
| 40 ans | 6.189 | 3.296 | 805 | 2.137 | 11 | 343 | 2.893 | 510 | 2.015 | 38 | 330 |
| 41 ans | 5.901 | 3.204 | 766 | 2.073 | 10 | 355 | 2.697 | 430 | 1.948 | 42 | 277 |
| 42 ans | 5.965 | 3.167 | 655 | 2.102 | 11 | 399 | 2.798 | 425 | 2.010 | 59 | 304 |
| 43 ans | 6.147 | 3.493 | 696 | 2.364 | 24 | 409 | 2.654 | 344 | 1.960 | 58 | 292 |
| 44 ans | 5.830 | 3.228 | 539 | 2.256 | 13 | 420 | 2.602 | 311 | 1.947 | 57 | 287 |
| 45 ans | 5.838 | 3.304 | 573 | 2.265 | 22 | 444 | 2.534 | 297 | 1.853 | 77 | 307 |
| 46 ans | 5.617 | 3.204 | 469 | 2.210 | 26 | 499 | 2.413 | 286 | 1.795 | 58 | 274 |
| 47 ans | 5.770 | 3.313 | 411 | 2.399 | 17 | 486 | 2.457 | 265 | 1.813 | 85 | 294 |
| 48 ans | 5.547 | 3.150 | 387 | 2.278 | 28 | 457 | 2.397 | 210 | 1.831 | 91 | 265 |
| 49 ans | 5.426 | 3.100 | 339 | 2.288 | 38 | 435 | 2.326 | 216 | 1.781 | 93 | 236 |
| 50 ans | 5.140 | 2.983 | 300 | 2.196 | 40 | 447 | 2.157 | 195 | 1.630 | 110 | 222 |
| 51 ans | 5.061 | 2.909 | 257 | 2.188 | 35 | 429 | 2.152 | 194 | 1.596 | 129 | 233 |
| 52 ans | 4.941 | 2.806 | 239 | 2.115 | 45 | 407 | 2.135 | 158 | 1.641 | 108 | 228 |
| 53 ans | 5.009 | 2.815 | 223 | 2.172 | 58 | 362 | 2.194 | 167 | 1.681 | 136 | 210 |
| 54 ans | 4.728 | 2.716 | 209 | 2.090 | 45 | 372 | 2.012 | 134 | 1.522 | 153 | 203 |
| 55 ans | 4.910 | 2.750 | 203 | 2.157 | 62 | 328 | 2.160 | 124 | 1.613 | 214 | 209 |
| 56 ans | 4.702 | 2.714 | 166 | 2.148 | 60 | 340 | 1.988 | 98 | 1.538 | 188 | 164 |
| 57 ans | 4.387 | 2.534 | 168 | 1.978 | 73 | 315 | 1.853 | 93 | 1.416 | 187 | 157 |
| 58 ans | 3.588 | 2.009 | 104 | 1.651 | 49 | 205 | 1.579 | 71 | 1.184 | 219 | 105 |
| 59 ans | 3.603 | 2.012 | 127 | 1.611 | 50 | 224 | 1.591 | 65 | 1.183 | 232 | 111 |
| 60 ans | 3.221 | 1.772 | 108 | 1.442 | 53 | 169 | 1.449 | 48 | 1.063 | 221 | 117 |
| 61 ans | 3.129 | 1.682 | 98 | 1.362 | 55 | 167 | 1.447 | 57 | 1.037 | 245 | 108 |
| 62 ans | 2.987 | 1.622 | 92 | 1.348 | 48 | 134 | 1.365 | 55 | 949 | 274 | 87 |
| 63 ans | 3.462 | 1.852 | 87 | 1.523 | 76 | 166 | 1.610 | 52 | 1.111 | 355 | 92 |
| 64 ans | 3.336 | 1.719 | 86 | 1.429 | 80 | 124 | 1.617 | 75 | 1.039 | 413 | 90 |
| 65 ans | 3.223 | 1.575 | 80 | 1.296 | 77 | 122 | 1.648 | 59 | 1.061 | 434 | 94 |
| 66 ans | 3.060 | 1.603 | 79 | 1.348 | 75 | 101 | 1.457 | 58 | 909 | 419 | 71 |
| 67 ans | 2.979 | 1.523 | 75 | 1.248 | 81 | 119 | 1.456 | 42 | 890 | 467 | 57 |
| 68 ans | 3.043 | 1.508 | 67 | 1.243 | 95 | 103 | 1.535 | 49 | 899 | 525 | 62 |
| 69 ans | 2.969 | 1.438 | 71 | 1.186 | 90 | 91 | 1.531 | 50 | 831 | 590 | 60 |
| 70 ans | 2.890 | 1.363 | 68 | 1.114 | 109 | 72 | 1.527 | 39 | 796 | 640 | 52 |
| 71 ans | 2.819 | 1.386 | 76 | 1.123 | 117 | 70 | 1.433 | 46 | 727 | 604 | 56 |
| 72 ans | 2.721 | 1.270 | 66 | 1.019 | 131 | 54 | 1.451 | 53 | 664 | 676 | 58 |
| 73 ans | 2.832 | 1.352 | 70 | 1.089 | 131 | 62 | 1.480 | 39 | 630 | 764 | 47 |
| 74 ans | 2.669 | 1.266 | 62 | 1.012 | 157 | 35 | 1.403 | 40 | 555 | 760 | 48 |
| 75 ans | 2.422 | 1.121 | 71 | 868 | 135 | 47 | 1.301 | 38 | 521 | 703 | 39 |
| 76 ans | 2.468 | 1.147 | 67 | 876 | 158 | 46 | 1.321 | 36 | 448 | 804 | 33 |
| 77 ans | 2.377 | 1.061 | 58 | 774 | 188 | 41 | 1.316 | 54 | 421 | 813 | 28 |
| 78 ans | 2.176 | 937 | 65 | 684 | 160 | 28 | 1.239 | 56 | 336 | 810 | 37 |
| 79 ans | 1.998 | 865 | 46 | 622 | 176 | 21 | 1.133 | 44 | 259 | 801 | 29 |
| 80 ans | 1.844 | 775 | 45 | 519 | 179 | 32 | 1.069 | 44 | 245 | 750 | 30 |
| 81 ans | 1.619 | 651 | 31 | 452 | 143 | 25 | 968 | 39 | 182 | 716 | 31 |
| 82 ans | 1.323 | 514 | 27 | 314 | 159 | 14 | 809 | 39 | 151 | 603 | 16 |
| 83 ans | 1.197 | 416 | 23 | 265 | 113 | 15 | 781 | 42 | 101 | 616 | 22 |
| 84 ans | 711 | 236 | 16 | 138 | 78 | 4 | 475 | 24 | 61 | 380 | 10 |
| 85 ans | 415 | 139 | 3 | 72 | 60 | 4 | 276 | 24 | 31 | 212 | 9 |
| 86 ans | 380 | 116 | 5 | 74 | 35 | 2 | 264 | 28 | 27 | 205 | 4 |
| 87 ans | 369 | 115 | 7 | 69 | 37 | 2 | 254 | 15 | 19 | 213 | 7 |
| 88 ans | 406 | 104 | 8 | 48 | 47 | 1 | 302 | 16 | 26 | 256 | 4 |
| 89 ans | 365 | 97 | 2 | 48 | 42 | 5 | 268 | 18 | 17 | 229 | 4 |
| 90 ans | 295 | 78 | 1 | 27 | 49 | 1 | 217 | 21 | 11 | 181 | 4 |
| 91 ans | 230 | 63 | 1 | 25 | 36 | 1 | 167 | 15 | 8 | 142 | 2 |
| 92 ans | 175 | 34 | 2 | 13 | 19 | 0 | 141 | 13 | 6 | 120 | 2 |
| 93 ans | 120 | 22 | 0 | 6 | 14 | 2 | 98 | 11 | 0 | 87 | 0 |
| 94 ans | 95 | 11 | 1 | 3 | 7 | 0 | 84 | 10 | 0 | 72 | 2 |
| 95 ans | 87 | 17 | 2 | 4 | 11 | 0 | 70 | 6 | 2 | 61 | 1 |
| 96 ans | 40 | 4 | 0 | 2 | 2 | 0 | 36 | 3 | 0 | 32 | 1 |
| 97 ans | 26 | 2 | 0 | 0 | 1 | 1 | 24 | 3 | 0 | 21 | 0 |
| 98 ans | 20 | 4 | 0 | 0 | 3 | 1 | 16 | 4 | 0 | 12 | 0 |
| 99 ans | 14 | 0 | 0 | 0 | 0 | 0 | 14 | 3 | 0 | 11 | 0 |

Population au 1.1.2004

Population étrangère par sexe, état civil et âge - par province (suite)

Province de Brabant wallon

| | Hommes | | | | | | Femmes | | | | |
|-----------------|--------|--------|--------------------|--------|-------|---------------|--------|--------------------|---------|--------|----------------|
| | Total | Total | Céliba - taires | Mariés | Veufs | Divor- cés | Total | Céliba - taires | Mariées | Veuves | Divor- cées |
| Total | 30.088 | 15.365 | 6.189 | 8.173 | 239 | 764 | 14.723 | 5.788 | 7.304 | 925 | 706 |
| Moins de 5 ans | 1.273 | 655 | 655 | 0 | 0 | 0 | 618 | 618 | 0 | 0 | 0 |
| De 5 à 9 ans | 1.502 | 742 | 742 | 0 | 0 | 0 | 760 | 760 | 0 | 0 | 0 |
| De 10 à 14 ans | 1.506 | 779 | 779 | 0 | 0 | 0 | 727 | 727 | 0 | 0 | 0 |
| De 15 à 19 ans | 1.448 | 719 | 718 | 1 | 0 | 0 | 729 | 712 | 17 | 0 | 0 |
| De 20 à 24 ans | 2.011 | 887 | 833 | 53 | 0 | 1 | 1.124 | 960 | 157 | 1 | 6 |
| De 25 à 29 ans | 2.222 | 1.032 | 723 | 306 | 0 | 3 | 1.190 | 628 | 540 | 6 | 16 |
| De 30 à 34 ans | 2.877 | 1.382 | 608 | 726 | 1 | 47 | 1.495 | 456 | 978 | 8 | 53 |
| De 35 à 39 ans | 3.417 | 1.700 | 452 | 1.165 | 1 | 82 | 1.717 | 318 | 1.259 | 10 | 130 |
| De 40 à 44 ans | 3.261 | 1.694 | 288 | 1.277 | 6 | 123 | 1.567 | 222 | 1.206 | 15 | 124 |
| De 45 à 49 ans | 2.491 | 1.415 | 161 | 1.093 | 12 | 149 | 1.076 | 106 | 832 | 30 | 108 |
| De 50 à 54 ans | 2.152 | 1.235 | 93 | 976 | 20 | 146 | 917 | 91 | 713 | 32 | 81 |
| De 55 à 59 ans | 1.920 | 1.081 | 43 | 926 | 17 | 95 | 839 | 59 | 635 | 70 | 75 |
| De 60 à 64 ans | 1.289 | 717 | 34 | 612 | 20 | 51 | 572 | 30 | 400 | 90 | 52 |
| De 65 à 69 ans | 934 | 492 | 21 | 421 | 14 | 36 | 442 | 29 | 261 | 130 | 22 |
| De 70 à 74 ans | 718 | 369 | 15 | 308 | 29 | 17 | 349 | 20 | 165 | 145 | 19 |
| De 75 à 79 ans | 520 | 252 | 14 | 184 | 46 | 8 | 268 | 20 | 88 | 149 | 11 |
| De 80 à 84 ans | 357 | 154 | 10 | 96 | 46 | 2 | 203 | 13 | 44 | 139 | 7 |
| De 85 à 89 ans | 125 | 42 | 0 | 24 | 15 | 3 | 83 | 9 | 8 | 65 | 1 |
| De 90 à 94 ans | 54 | 17 | 0 | 5 | 11 | 1 | 37 | 8 | 1 | 27 | 1 |
| De 95 à 99 ans | 10 | 1 | 0 | 0 | 1 | 0 | 9 | 1 | 0 | 8 | 0 |
| 100 ans et plus | 1 | 0 | 0 | 0 | 0 | 0 | 1 | 1 | 0 | 0 | 0 |
| 1 an | 267 | 139 | 139 | 0 | 0 | 0 | 128 | 128 | 0 | 0 | 0 |
| 2 ans | 269 | 131 | 131 | 0 | 0 | 0 | 138 | 138 | 0 | 0 | 0 |
| 3 ans | 249 | 128 | 128 | 0 | 0 | 0 | 121 | 121 | 0 | 0 | 0 |
| 4 ans | 270 | 134 | 134 | 0 | 0 | 0 | 136 | 136 | 0 | 0 | 0 |
| 5 ans | 292 | 142 | 142 | 0 | 0 | 0 | 150 | 150 | 0 | 0 | 0 |
| 6 ans | 303 | 147 | 147 | 0 | 0 | 0 | 156 | 156 | 0 | 0 | 0 |
| 7 ans | 284 | 150 | 150 | 0 | 0 | 0 | 134 | 134 | 0 | 0 | 0 |
| 8 ans | 320 | 160 | 160 | 0 | 0 | 0 | 160 | 160 | 0 | 0 | 0 |
| 9 ans | 303 | 143 | 143 | 0 | 0 | 0 | 160 | 160 | 0 | 0 | 0 |
| 10 ans | 308 | 151 | 151 | 0 | 0 | 0 | 157 | 157 | 0 | 0 | 0 |
| 11 ans | 330 | 178 | 178 | 0 | 0 | 0 | 152 | 152 | 0 | 0 | 0 |
| 12 ans | 303 | 159 | 159 | 0 | 0 | 0 | 144 | 144 | 0 | 0 | 0 |
| 13 ans | 277 | 146 | 146 | 0 | 0 | 0 | 131 | 131 | 0 | 0 | 0 |
| 14 ans | 288 | 145 | 145 | 0 | 0 | 0 | 143 | 143 | 0 | 0 | 0 |
| 15 ans | 264 | 133 | 133 | 0 | 0 | 0 | 131 | 131 | 0 | 0 | 0 |
| 16 ans | 285 | 148 | 148 | 0 | 0 | 0 | 137 | 137 | 0 | 0 | 0 |
| 17 ans | 326 | 156 | 156 | 0 | 0 | 0 | 170 | 169 | 1 | 0 | 0 |
| 18 ans | 285 | 131 | 131 | 0 | 0 | 0 | 154 | 144 | 10 | 0 | 0 |
| 19 ans | 288 | 151 | 150 | 1 | 0 | 0 | 137 | 131 | 6 | 0 | 0 |
| 20 ans | 355 | 169 | 165 | 4 | 0 | 0 | 186 | 169 | 17 | 0 | 0 |
| 21 ans | 407 | 176 | 172 | 4 | 0 | 0 | 231 | 204 | 26 | 1 | 0 |
| 22 ans | 407 | 175 | 169 | 6 | 0 | 0 | 232 | 202 | 29 | 0 | 1 |
| 23 ans | 433 | 183 | 168 | 14 | 0 | 1 | 250 | 208 | 41 | 0 | 1 |
| 24 ans | 409 | 184 | 159 | 25 | 0 | 0 | 225 | 177 | 44 | 0 | 4 |
| 25 ans | 433 | 206 | 167 | 39 | 0 | 0 | 227 | 155 | 71 | 0 | 1 |
| 26 ans | 412 | 186 | 152 | 33 | 0 | 1 | 226 | 132 | 91 | 2 | 1 |
| 27 ans | 456 | 217 | 158 | 59 | 0 | 0 | 239 | 133 | 103 | 0 | 3 |
| 28 ans | 428 | 194 | 128 | 65 | 0 | 1 | 234 | 112 | 114 | 3 | 5 |
| 29 ans | 493 | 229 | 118 | 110 | 0 | 1 | 264 | 96 | 161 | 1 | 6 |
| 30 ans | 511 | 244 | 147 | 94 | 0 | 3 | 267 | 107 | 150 | 1 | 9 |
| 31 ans | 572 | 279 | 112 | 159 | 1 | 7 | 293 | 107 | 177 | 1 | 8 |
| 32 ans | 570 | 283 | 136 | 139 | 0 | 8 | 287 | 89 | 187 | 2 | 9 |
| 33 ans | 595 | 292 | 104 | 173 | 0 | 15 | 303 | 83 | 202 | 1 | 17 |
| 34 ans | 629 | 284 | 109 | 161 | 0 | 14 | 345 | 70 | 262 | 3 | 10 |
| 35 ans | 631 | 300 | 103 | 187 | 0 | 10 | 331 | 80 | 231 | 0 | 20 |
| 36 ans | 664 | 345 | 84 | 243 | 1 | 17 | 319 | 61 | 234 | 0 | 24 |
| 37 ans | 739 | 367 | 87 | 264 | 0 | 16 | 372 | 70 | 269 | 3 | 30 |

| | Hommes | | | | | | Femmes | | | | |
|--------|--------|-------|--------------------|--------|-------|---------------|--------|--------------------|---------|--------|----------------|
| | Total | Total | Céliba - taires | Mariés | Veufs | Divor- cés | Total | Céliba - taires | Mariées | Veuves | Divor- cées |
| 38 ans | 700 | 348 | 98 | 230 | 0 | 20 | 352 | 50 | 267 | 4 | 31 |
| 39 ans | 683 | 340 | 80 | 241 | 0 | 19 | 343 | 57 | 258 | 3 | 25 |
| 40 ans | 714 | 336 | 67 | 247 | 1 | 21 | 378 | 57 | 286 | 3 | 32 |
| 41 ans | 680 | 356 | 66 | 254 | 1 | 35 | 324 | 41 | 261 | 1 | 21 |
| 42 ans | 628 | 340 | 54 | 265 | 1 | 20 | 288 | 42 | 223 | 5 | 18 |
| 43 ans | 674 | 385 | 61 | 297 | 2 | 25 | 289 | 46 | 212 | 3 | 28 |
| 44 ans | 565 | 277 | 40 | 214 | 1 | 22 | 288 | 36 | 224 | 3 | 25 |
| 45 ans | 540 | 294 | 48 | 221 | 1 | 24 | 246 | 23 | 186 | 9 | 28 |
| 46 ans | 531 | 305 | 38 | 225 | 6 | 36 | 226 | 27 | 174 | 3 | 22 |
| 47 ans | 521 | 325 | 24 | 256 | 3 | 42 | 196 | 19 | 145 | 7 | 25 |
| 48 ans | 464 | 245 | 26 | 201 | 1 | 17 | 219 | 16 | 177 | 10 | 16 |
| 49 ans | 435 | 246 | 25 | 190 | 1 | 30 | 189 | 21 | 150 | 1 | 17 |
| 50 ans | 417 | 241 | 20 | 185 | 3 | 33 | 176 | 16 | 132 | 7 | 21 |
| 51 ans | 443 | 268 | 21 | 214 | 2 | 31 | 175 | 20 | 134 | 8 | 13 |
| 52 ans | 431 | 224 | 17 | 178 | 6 | 23 | 207 | 24 | 162 | 6 | 15 |
| 53 ans | 442 | 239 | 16 | 192 | 4 | 27 | 203 | 16 | 168 | 2 | 17 |
| 54 ans | 419 | 263 | 19 | 207 | 5 | 32 | 156 | 15 | 117 | 9 | 15 |
| 55 ans | 425 | 240 | 11 | 206 | 5 | 18 | 185 | 12 | 143 | 14 | 16 |
| 56 ans | 416 | 238 | 8 | 202 | 1 | 27 | 178 | 18 | 136 | 10 | 14 |
| 57 ans | 399 | 226 | 6 | 197 | 3 | 20 | 173 | 15 | 126 | 17 | 15 |
| 58 ans | 351 | 209 | 10 | 180 | 7 | 12 | 142 | 8 | 102 | 16 | 16 |
| 59 ans | 329 | 168 | 8 | 141 | 1 | 18 | 161 | 6 | 128 | 13 | 14 |
| 60 ans | 295 | 165 | 8 | 138 | 4 | 15 | 130 | 10 | 99 | 7 | 14 |
| 61 ans | 264 | 160 | 7 | 133 | 3 | 17 | 104 | 5 | 76 | 13 | 10 |
| 62 ans | 235 | 131 | 8 | 115 | 2 | 6 | 104 | 8 | 68 | 19 | 9 |
| 63 ans | 257 | 142 | 7 | 121 | 5 | 9 | 115 | 3 | 82 | 19 | 11 |
| 64 ans | 238 | 119 | 4 | 105 | 6 | 4 | 119 | 4 | 75 | 32 | 8 |
| 65 ans | 225 | 120 | 5 | 101 | 3 | 11 | 105 | 8 | 67 | 27 | 3 |
| 66 ans | 181 | 94 | 3 | 84 | 2 | 5 | 87 | 5 | 55 | 21 | 6 |
| 67 ans | 188 | 112 | 5 | 94 | 3 | 10 | 76 | 8 | 43 | 21 | 4 |
| 68 ans | 173 | 82 | 4 | 71 | 2 | 5 | 91 | 6 | 54 | 27 | 4 |
| 69 ans | 167 | 84 | 4 | 71 | 4 | 5 | 83 | 2 | 42 | 34 | 5 |
| 70 ans | 152 | 76 | 2 | 68 | 2 | 4 | 76 | 3 | 43 | 27 | 3 |
| 71 ans | 140 | 73 | 6 | 60 | 3 | 4 | 67 | 5 | 42 | 19 | 1 |
| 72 ans | 161 | 72 | 2 | 59 | 9 | 2 | 89 | 6 | 39 | 37 | 7 |
| 73 ans | 149 | 81 | 3 | 64 | 8 | 6 | 68 | 3 | 27 | 34 | 4 |
| 74 ans | 116 | 67 | 2 | 57 | 7 | 1 | 49 | 3 | 14 | 28 | 4 |
| 75 ans | 108 | 61 | 5 | 46 | 8 | 2 | 47 | 3 | 14 | 28 | 2 |
| 76 ans | 123 | 58 | 2 | 46 | 9 | 1 | 65 | 4 | 23 | 35 | 3 |
| 77 ans | 95 | 48 | 2 | 35 | 7 | 4 | 47 | 4 | 14 | 29 | 0 |
| 78 ans | 104 | 41 | 3 | 30 | 7 | 1 | 63 | 6 | 22 | 32 | 3 |
| 79 ans | 90 | 44 | 2 | 27 | 15 | 0 | 46 | 3 | 15 | 25 | 3 |
| 80 ans | 93 | 41 | 1 | 28 | 12 | 0 | 52 | 3 | 13 | 33 | 3 |
| 81 ans | 89 | 38 | 3 | 23 | 11 | 1 | 51 | 2 | 11 | 37 | 1 |
| 82 ans | 67 | 31 | 2 | 21 | 8 | 0 | 36 | 2 | 10 | 22 | 2 |
| 83 ans | 67 | 31 | 3 | 14 | 13 | 1 | 36 | 3 | 4 | 28 | 1 |
| 84 ans | 41 | 13 | 1 | 10 | 2 | 0 | 28 | 3 | 6 | 19 | 0 |
| 85 ans | 34 | 7 | 0 | 3 | 4 | 0 | 27 | 4 | 2 | 21 | 0 |
| 86 ans | 18 | 7 | 0 | 5 | 2 | 0 | 11 | 1 | 2 | 8 | 0 |
| 87 ans | 26 | 14 | 0 | 8 | 4 | 2 | 12 | 2 | 1 | 8 | 1 |
| 88 ans | 20 | 6 | 0 | 4 | 2 | 0 | 14 | 1 | 2 | 11 | 0 |
| 89 ans | 27 | 8 | 0 | 4 | 3 | 1 | 19 | 1 | 1 | 17 | 0 |
| 90 ans | 13 | 2 | 0 | 1 | 1 | 0 | 11 | 3 | 0 | 8 | 0 |
| 91 ans | 14 | 5 | 0 | 1 | 4 | 0 | 9 | 0 | 1 | 8 | 0 |
| 92 ans | 11 | 5 | 0 | 2 | 3 | 0 | 6 | 1 | 0 | 4 | 1 |
| 93 ans | 10 | 4 | 0 | 1 | 2 | 1 | 6 | 3 | 0 | 3 | 0 |
| 94 ans | 6 | 1 | 0 | 0 | 1 | 0 | 5 | 1 | 0 | 4 | 0 |
| 95 ans | 7 | 1 | 0 | 0 | 1 | 0 | 6 | 0 | 0 | 6 | 0 |
| 96 ans | 1 | 0 | 0 | 0 | 0 | 0 | 1 | 0 | 0 | 1 | 0 |
| 97 ans | 0 | 0 | 0 | 0 | 0 | 0 | 0 | 0 | 0 | 0 | 0 |
| 98 ans | 0 | 0 | 0 | 0 | 0 | 0 | 0 | 0 | 0 | 0 | 0 |
| 99 ans | 2 | 0 | 0 | 0 | 0 | 0 | 2 | 1 | 0 | 1 | 0 |

Population au 1.1.2004

Population étrangère par sexe, état civil et âge - par province (suite)

Province de Hainaut

| | Hommes | | | | | | Femmes | | | | |
|-----------------|---------|--------|--------------------|--------|-------|---------------|--------|--------------------|---------|--------|----------------|
| | Total | Total | Céliba - taires | Mariés | Veufs | Divor- cés | Total | Céliba - taires | Mariées | Veuves | Divor- cées |
| Total | 143.842 | 73.999 | 23.635 | 42.734 | 1.978 | 5.652 | 69.843 | 18.419 | 37.342 | 9.947 | 4.135 |
| Moins de 5 ans | 2.876 | 1.475 | 1.475 | 0 | 0 | 0 | 1.401 | 1.401 | 0 | 0 | 0 |
| De 5 à 9 ans | 3.491 | 1.756 | 1.756 | 0 | 0 | 0 | 1.735 | 1.735 | 0 | 0 | 0 |
| De 10 à 14 ans | 4.531 | 2.305 | 2.305 | 0 | 0 | 0 | 2.226 | 2.226 | 0 | 0 | 0 |
| De 15 à 19 ans | 5.487 | 2.779 | 2.772 | 7 | 0 | 0 | 2.708 | 2.611 | 97 | 0 | 0 |
| De 20 à 24 ans | 7.295 | 3.479 | 3.041 | 430 | 0 | 8 | 3.816 | 2.634 | 1.163 | 4 | 15 |
| De 25 à 29 ans | 9.501 | 4.759 | 2.926 | 1.749 | 2 | 82 | 4.742 | 2.045 | 2.548 | 7 | 142 |
| De 30 à 34 ans | 12.918 | 6.718 | 2.961 | 3.421 | 14 | 322 | 6.200 | 1.814 | 3.920 | 39 | 427 |
| De 35 à 39 ans | 14.042 | 7.297 | 2.260 | 4.357 | 11 | 669 | 6.745 | 1.315 | 4.716 | 77 | 637 |
| De 40 à 44 ans | 13.963 | 7.530 | 1.499 | 5.037 | 34 | 960 | 6.433 | 937 | 4.645 | 130 | 721 |
| De 45 à 49 ans | 13.860 | 7.795 | 957 | 5.607 | 65 | 1.166 | 6.065 | 595 | 4.570 | 216 | 684 |
| De 50 à 54 ans | 12.449 | 6.948 | 547 | 5.318 | 110 | 973 | 5.501 | 369 | 4.242 | 343 | 547 |
| De 55 à 59 ans | 10.519 | 5.915 | 357 | 4.764 | 159 | 635 | 4.604 | 197 | 3.531 | 534 | 342 |
| De 60 à 64 ans | 7.695 | 4.110 | 205 | 3.402 | 154 | 349 | 3.585 | 98 | 2.515 | 761 | 211 |
| De 65 à 69 ans | 7.383 | 3.678 | 163 | 3.083 | 195 | 237 | 3.705 | 98 | 2.186 | 1.276 | 145 |
| De 70 à 74 ans | 6.946 | 3.224 | 184 | 2.608 | 311 | 121 | 3.722 | 95 | 1.722 | 1.786 | 119 |
| De 75 à 79 ans | 5.947 | 2.620 | 143 | 1.970 | 425 | 82 | 3.327 | 90 | 1.036 | 2.125 | 76 |
| De 80 à 84 ans | 3.398 | 1.233 | 70 | 805 | 319 | 39 | 2.165 | 71 | 377 | 1.670 | 47 |
| De 85 à 89 ans | 958 | 267 | 13 | 145 | 103 | 6 | 691 | 40 | 58 | 578 | 15 |
| De 90 à 94 ans | 467 | 94 | 1 | 27 | 64 | 2 | 373 | 37 | 15 | 316 | 5 |
| De 95 à 99 ans | 105 | 16 | 0 | 4 | 11 | 1 | 89 | 9 | 1 | 78 | 1 |
| 100 ans et plus | 11 | 1 | 0 | 0 | 1 | 0 | 10 | 2 | 0 | 7 | 1 |
| 1 an | 540 | 273 | 273 | 0 | 0 | 0 | 267 | 267 | 0 | 0 | 0 |
| 2 ans | 556 | 297 | 297 | 0 | 0 | 0 | 259 | 259 | 0 | 0 | 0 |
| 3 ans | 625 | 318 | 318 | 0 | 0 | 0 | 307 | 307 | 0 | 0 | 0 |
| 4 ans | 630 | 311 | 311 | 0 | 0 | 0 | 319 | 319 | 0 | 0 | 0 |
| 5 ans | 662 | 313 | 313 | 0 | 0 | 0 | 349 | 349 | 0 | 0 | 0 |
| 6 ans | 658 | 335 | 335 | 0 | 0 | 0 | 323 | 323 | 0 | 0 | 0 |
| 7 ans | 701 | 354 | 354 | 0 | 0 | 0 | 347 | 347 | 0 | 0 | 0 |
| 8 ans | 706 | 363 | 363 | 0 | 0 | 0 | 343 | 343 | 0 | 0 | 0 |
| 9 ans | 764 | 391 | 391 | 0 | 0 | 0 | 373 | 373 | 0 | 0 | 0 |
| 10 ans | 824 | 424 | 424 | 0 | 0 | 0 | 400 | 400 | 0 | 0 | 0 |
| 11 ans | 849 | 438 | 438 | 0 | 0 | 0 | 411 | 411 | 0 | 0 | 0 |
| 12 ans | 893 | 441 | 441 | 0 | 0 | 0 | 452 | 452 | 0 | 0 | 0 |
| 13 ans | 955 | 499 | 499 | 0 | 0 | 0 | 456 | 456 | 0 | 0 | 0 |
| 14 ans | 1.010 | 503 | 503 | 0 | 0 | 0 | 507 | 507 | 0 | 0 | 0 |
| 15 ans | 1.009 | 499 | 499 | 0 | 0 | 0 | 510 | 510 | 0 | 0 | 0 |
| 16 ans | 1.095 | 571 | 571 | 0 | 0 | 0 | 524 | 523 | 1 | 0 | 0 |
| 17 ans | 1.146 | 604 | 604 | 0 | 0 | 0 | 542 | 536 | 6 | 0 | 0 |
| 18 ans | 1.097 | 549 | 549 | 0 | 0 | 0 | 548 | 523 | 25 | 0 | 0 |
| 19 ans | 1.140 | 556 | 549 | 7 | 0 | 0 | 584 | 519 | 65 | 0 | 0 |
| 20 ans | 1.207 | 608 | 589 | 19 | 0 | 0 | 599 | 481 | 117 | 0 | 1 |
| 21 ans | 1.337 | 626 | 583 | 43 | 0 | 0 | 711 | 551 | 158 | 1 | 1 |
| 22 ans | 1.456 | 664 | 608 | 55 | 0 | 1 | 792 | 555 | 235 | 1 | 1 |
| 23 ans | 1.613 | 768 | 640 | 128 | 0 | 0 | 845 | 552 | 289 | 0 | 4 |
| 24 ans | 1.682 | 813 | 621 | 185 | 0 | 7 | 869 | 495 | 364 | 2 | 8 |
| 25 ans | 1.726 | 853 | 611 | 234 | 0 | 8 | 873 | 465 | 396 | 1 | 11 |
| 26 ans | 1.761 | 868 | 576 | 287 | 0 | 5 | 893 | 428 | 449 | 0 | 16 |
| 27 ans | 1.808 | 903 | 547 | 343 | 0 | 13 | 905 | 360 | 512 | 2 | 31 |
| 28 ans | 1.976 | 991 | 568 | 398 | 0 | 25 | 985 | 405 | 541 | 2 | 37 |
| 29 ans | 2.230 | 1.144 | 624 | 487 | 2 | 31 | 1.086 | 387 | 650 | 2 | 47 |
| 30 ans | 2.450 | 1.291 | 668 | 575 | 2 | 46 | 1.159 | 412 | 680 | 2 | 65 |
| 31 ans | 2.583 | 1.356 | 616 | 673 | 4 | 63 | 1.227 | 376 | 774 | 7 | 70 |
| 32 ans | 2.604 | 1.372 | 611 | 708 | 0 | 53 | 1.232 | 359 | 773 | 6 | 94 |
| 33 ans | 2.592 | 1.331 | 560 | 706 | 2 | 63 | 1.261 | 348 | 808 | 12 | 93 |
| 34 ans | 2.689 | 1.368 | 506 | 759 | 6 | 97 | 1.321 | 319 | 885 | 12 | 105 |
| 35 ans | 2.678 | 1.318 | 470 | 727 | 1 | 120 | 1.360 | 288 | 941 | 11 | 120 |
| 36 ans | 2.611 | 1.354 | 433 | 832 | 2 | 87 | 1.257 | 271 | 852 | 13 | 121 |
| 37 ans | 2.989 | 1.561 | 475 | 927 | 2 | 157 | 1.428 | 279 | 1.008 | 17 | 124 |

| | Hommes | | | | | | Femmes | | | | |
|--------|--------|-------|--------------------|--------|-------|---------------|--------|--------------------|---------|--------|----------------|
| | Total | Total | Céliba - taires | Mariés | Veufs | Divor- cés | Total | Céliba - taires | Mariées | Veuves | Divor- cées |
| 38 ans | 2.906 | 1.549 | 461 | 931 | 3 | 154 | 1.357 | 250 | 959 | 16 | 132 |
| 39 ans | 2.858 | 1.515 | 421 | 940 | 3 | 151 | 1.343 | 227 | 956 | 20 | 140 |
| 40 ans | 2.847 | 1.501 | 357 | 971 | 5 | 168 | 1.346 | 234 | 937 | 18 | 157 |
| 41 ans | 2.677 | 1.419 | 329 | 921 | 5 | 164 | 1.258 | 214 | 884 | 24 | 136 |
| 42 ans | 2.752 | 1.444 | 286 | 961 | 5 | 192 | 1.308 | 193 | 937 | 29 | 149 |
| 43 ans | 2.906 | 1.625 | 297 | 1.115 | 12 | 201 | 1.281 | 151 | 951 | 32 | 147 |
| 44 ans | 2.781 | 1.541 | 230 | 1.069 | 7 | 235 | 1.240 | 145 | 936 | 27 | 132 |
| 45 ans | 2.849 | 1.600 | 250 | 1.109 | 11 | 230 | 1.249 | 143 | 920 | 33 | 153 |
| 46 ans | 2.719 | 1.517 | 202 | 1.055 | 9 | 251 | 1.202 | 143 | 891 | 28 | 140 |
| 47 ans | 2.792 | 1.585 | 189 | 1.146 | 8 | 242 | 1.207 | 115 | 907 | 50 | 135 |
| 48 ans | 2.759 | 1.528 | 167 | 1.115 | 16 | 230 | 1.231 | 101 | 939 | 49 | 142 |
| 49 ans | 2.741 | 1.565 | 149 | 1.182 | 21 | 213 | 1.176 | 93 | 913 | 56 | 114 |
| 50 ans | 2.559 | 1.469 | 134 | 1.087 | 20 | 228 | 1.090 | 76 | 859 | 56 | 99 |
| 51 ans | 2.508 | 1.382 | 111 | 1.051 | 17 | 203 | 1.126 | 92 | 852 | 67 | 115 |
| 52 ans | 2.537 | 1.406 | 110 | 1.085 | 25 | 186 | 1.131 | 75 | 878 | 66 | 112 |
| 53 ans | 2.465 | 1.344 | 100 | 1.046 | 25 | 173 | 1.121 | 67 | 866 | 83 | 105 |
| 54 ans | 2.380 | 1.347 | 92 | 1.049 | 23 | 183 | 1.033 | 59 | 787 | 71 | 116 |
| 55 ans | 2.472 | 1.357 | 100 | 1.078 | 33 | 146 | 1.115 | 66 | 839 | 114 | 96 |
| 56 ans | 2.399 | 1.384 | 80 | 1.110 | 37 | 157 | 1.015 | 43 | 791 | 100 | 81 |
| 57 ans | 2.229 | 1.279 | 84 | 1.010 | 37 | 148 | 950 | 35 | 741 | 103 | 71 |
| 58 ans | 1.730 | 964 | 48 | 802 | 27 | 87 | 766 | 23 | 588 | 106 | 49 |
| 59 ans | 1.689 | 931 | 45 | 764 | 25 | 97 | 758 | 30 | 572 | 111 | 45 |
| 60 ans | 1.550 | 839 | 39 | 699 | 27 | 74 | 711 | 15 | 527 | 114 | 55 |
| 61 ans | 1.497 | 805 | 37 | 657 | 31 | 80 | 692 | 20 | 505 | 123 | 44 |
| 62 ans | 1.376 | 744 | 45 | 609 | 27 | 63 | 632 | 19 | 446 | 134 | 33 |
| 63 ans | 1.658 | 887 | 44 | 736 | 33 | 74 | 771 | 18 | 537 | 177 | 39 |
| 64 ans | 1.614 | 835 | 40 | 701 | 36 | 58 | 779 | 26 | 500 | 213 | 40 |
| 65 ans | 1.532 | 734 | 31 | 623 | 35 | 45 | 798 | 18 | 500 | 235 | 45 |
| 66 ans | 1.523 | 787 | 34 | 667 | 32 | 54 | 736 | 26 | 452 | 228 | 30 |
| 67 ans | 1.423 | 730 | 36 | 601 | 39 | 54 | 693 | 14 | 415 | 238 | 26 |
| 68 ans | 1.480 | 731 | 32 | 611 | 48 | 40 | 749 | 16 | 426 | 285 | 22 |
| 69 ans | 1.425 | 696 | 30 | 581 | 41 | 44 | 729 | 24 | 393 | 290 | 22 |
| 70 ans | 1.419 | 649 | 33 | 540 | 52 | 24 | 770 | 15 | 400 | 333 | 22 |
| 71 ans | 1.366 | 653 | 40 | 523 | 66 | 24 | 713 | 24 | 340 | 317 | 32 |
| 72 ans | 1.371 | 636 | 35 | 505 | 68 | 28 | 735 | 18 | 354 | 340 | 23 |
| 73 ans | 1.453 | 672 | 36 | 545 | 64 | 27 | 781 | 21 | 342 | 397 | 21 |
| 74 ans | 1.337 | 614 | 40 | 495 | 61 | 18 | 723 | 17 | 286 | 399 | 21 |
| 75 ans | 1.241 | 560 | 31 | 439 | 73 | 17 | 681 | 12 | 272 | 384 | 13 |
| 76 ans | 1.257 | 563 | 30 | 433 | 78 | 22 | 694 | 14 | 243 | 421 | 16 |
| 77 ans | 1.241 | 560 | 29 | 417 | 97 | 17 | 681 | 24 | 208 | 437 | 12 |
| 78 ans | 1.147 | 489 | 34 | 357 | 82 | 16 | 658 | 23 | 179 | 436 | 20 |
| 79 ans | 1.061 | 448 | 19 | 324 | 95 | 10 | 613 | 17 | 134 | 447 | 15 |
| 80 ans | 927 | 364 | 23 | 242 | 87 | 12 | 563 | 16 | 128 | 409 | 10 |
| 81 ans | 795 | 299 | 13 | 210 | 64 | 12 | 496 | 14 | 88 | 376 | 18 |
| 82 ans | 684 | 249 | 14 | 142 | 87 | 6 | 435 | 16 | 74 | 341 | 4 |
| 83 ans | 613 | 201 | 13 | 136 | 45 | 7 | 412 | 16 | 49 | 336 | 11 |
| 84 ans | 379 | 120 | 7 | 75 | 36 | 2 | 259 | 9 | 38 | 208 | 4 |
| 85 ans | 218 | 72 | 1 | 43 | 26 | 2 | 146 | 10 | 20 | 110 | 6 |
| 86 ans | 178 | 53 | 2 | 31 | 18 | 2 | 125 | 10 | 9 | 104 | 2 |
| 87 ans | 186 | 52 | 5 | 28 | 19 | 0 | 134 | 7 | 8 | 115 | 4 |
| 88 ans | 205 | 51 | 5 | 20 | 26 | 0 | 154 | 6 | 12 | 134 | 2 |
| 89 ans | 171 | 39 | 0 | 23 | 14 | 2 | 132 | 7 | 9 | 115 | 1 |
| 90 ans | 145 | 42 | 0 | 13 | 28 | 1 | 103 | 8 | 6 | 87 | 2 |
| 91 ans | 124 | 30 | 0 | 11 | 18 | 1 | 94 | 12 | 6 | 75 | 1 |
| 92 ans | 83 | 10 | 0 | 0 | 10 | 0 | 73 | 9 | 3 | 60 | 1 |
| 93 ans | 62 | 6 | 0 | 1 | 5 | 0 | 56 | 4 | 0 | 52 | 0 |
| 94 ans | 53 | 6 | 1 | 2 | 3 | 0 | 47 | 4 | 0 | 42 | 1 |
| 95 ans | 47 | 8 | 0 | 3 | 5 | 0 | 39 | 3 | 1 | 34 | 1 |
| 96 ans | 23 | 3 | 0 | 1 | 2 | 0 | 20 | 1 | 0 | 19 | 0 |
| 97 ans | 13 | 1 | 0 | 0 | 1 | 0 | 12 | 1 | 0 | 11 | 0 |
| 98 ans | 14 | 4 | 0 | 0 | 3 | 1 | 10 | 3 | 0 | 7 | 0 |
| 99 ans | 8 | 0 | 0 | 0 | 0 | 0 | 8 | 1 | 0 | 7 | 0 |

Population au 1.1.2004

Population étrangère par sexe, état civil et âge - par province (suite)

Province de Liège

| | Hommes | | | | | | Femmes | | | | |
|-----------------|---------|--------|--------------------|--------|-------|---------------|--------|--------------------|---------|--------|----------------|
| | Total | Total | Céliba - taires | Mariés | Veufs | Divor- cés | Total | Céliba - taires | Mariées | Veuves | Divor- cées |
| Total | 104.153 | 54.281 | 19.186 | 29.619 | 1.416 | 4.060 | 49.872 | 14.593 | 25.814 | 6.511 | 2.954 |
| Moins de 5 ans | 2.600 | 1.330 | 1.330 | 0 | 0 | 0 | 1.270 | 1.270 | 0 | 0 | 0 |
| De 5 à 9 ans | 3.027 | 1.596 | 1.596 | 0 | 0 | 0 | 1.431 | 1.431 | 0 | 0 | 0 |
| De 10 à 14 ans | 3.667 | 1.876 | 1.876 | 0 | 0 | 0 | 1.791 | 1.791 | 0 | 0 | 0 |
| De 15 à 19 ans | 4.228 | 2.027 | 2.019 | 8 | 0 | 0 | 2.201 | 2.084 | 117 | 0 | 0 |
| De 20 à 24 ans | 6.339 | 3.062 | 2.654 | 396 | 0 | 12 | 3.277 | 2.306 | 951 | 2 | 18 |
| De 25 à 29 ans | 7.364 | 3.767 | 2.280 | 1.417 | 5 | 65 | 3.597 | 1.569 | 1.929 | 6 | 93 |
| De 30 à 34 ans | 8.778 | 4.563 | 2.078 | 2.255 | 3 | 227 | 4.215 | 1.229 | 2.685 | 26 | 275 |
| De 35 à 39 ans | 10.189 | 5.496 | 1.854 | 3.156 | 19 | 467 | 4.693 | 904 | 3.288 | 53 | 448 |
| De 40 à 44 ans | 9.985 | 5.559 | 1.309 | 3.589 | 21 | 640 | 4.426 | 659 | 3.184 | 80 | 503 |
| De 45 à 49 ans | 9.348 | 5.277 | 827 | 3.642 | 43 | 765 | 4.071 | 447 | 3.026 | 134 | 464 |
| De 50 à 54 ans | 7.927 | 4.598 | 458 | 3.377 | 71 | 692 | 3.329 | 285 | 2.476 | 207 | 361 |
| De 55 à 59 ans | 6.764 | 3.770 | 269 | 2.929 | 80 | 492 | 2.994 | 154 | 2.247 | 341 | 252 |
| De 60 à 64 ans | 5.746 | 3.016 | 189 | 2.448 | 106 | 273 | 2.730 | 112 | 1.909 | 533 | 176 |
| De 65 à 69 ans | 5.691 | 2.812 | 157 | 2.290 | 166 | 199 | 2.879 | 96 | 1.789 | 852 | 142 |
| De 70 à 74 ans | 5.083 | 2.450 | 111 | 1.982 | 242 | 115 | 2.633 | 59 | 1.213 | 1.261 | 100 |
| De 75 à 79 ans | 4.023 | 1.816 | 118 | 1.348 | 278 | 72 | 2.207 | 77 | 706 | 1.356 | 68 |
| De 80 à 84 ans | 2.347 | 963 | 48 | 634 | 245 | 36 | 1.384 | 67 | 242 | 1.033 | 42 |
| De 85 à 89 ans | 666 | 215 | 7 | 114 | 91 | 3 | 451 | 28 | 43 | 371 | 9 |
| De 90 à 94 ans | 316 | 79 | 4 | 33 | 41 | 1 | 237 | 20 | 9 | 205 | 3 |
| De 95 à 99 ans | 59 | 9 | 2 | 1 | 5 | 1 | 50 | 4 | 0 | 46 | 0 |
| 100 ans et plus | 6 | 0 | 0 | 0 | 0 | 0 | 6 | 1 | 0 | 5 | 0 |
| 1 an | 522 | 277 | 277 | 0 | 0 | 0 | 245 | 245 | 0 | 0 | 0 |
| 2 ans | 520 | 241 | 241 | 0 | 0 | 0 | 279 | 279 | 0 | 0 | 0 |
| 3 ans | 552 | 294 | 294 | 0 | 0 | 0 | 258 | 258 | 0 | 0 | 0 |
| 4 ans | 525 | 262 | 262 | 0 | 0 | 0 | 263 | 263 | 0 | 0 | 0 |
| 5 ans | 518 | 267 | 267 | 0 | 0 | 0 | 251 | 251 | 0 | 0 | 0 |
| 6 ans | 606 | 319 | 319 | 0 | 0 | 0 | 287 | 287 | 0 | 0 | 0 |
| 7 ans | 617 | 325 | 325 | 0 | 0 | 0 | 292 | 292 | 0 | 0 | 0 |
| 8 ans | 610 | 340 | 340 | 0 | 0 | 0 | 270 | 270 | 0 | 0 | 0 |
| 9 ans | 676 | 345 | 345 | 0 | 0 | 0 | 331 | 331 | 0 | 0 | 0 |
| 10 ans | 678 | 346 | 346 | 0 | 0 | 0 | 332 | 332 | 0 | 0 | 0 |
| 11 ans | 744 | 379 | 379 | 0 | 0 | 0 | 365 | 365 | 0 | 0 | 0 |
| 12 ans | 728 | 371 | 371 | 0 | 0 | 0 | 357 | 357 | 0 | 0 | 0 |
| 13 ans | 781 | 404 | 404 | 0 | 0 | 0 | 377 | 377 | 0 | 0 | 0 |
| 14 ans | 736 | 376 | 376 | 0 | 0 | 0 | 360 | 360 | 0 | 0 | 0 |
| 15 ans | 820 | 409 | 409 | 0 | 0 | 0 | 411 | 410 | 1 | 0 | 0 |
| 16 ans | 784 | 403 | 403 | 0 | 0 | 0 | 381 | 380 | 1 | 0 | 0 |
| 17 ans | 862 | 402 | 402 | 0 | 0 | 0 | 460 | 446 | 14 | 0 | 0 |
| 18 ans | 862 | 406 | 403 | 3 | 0 | 0 | 456 | 421 | 35 | 0 | 0 |
| 19 ans | 900 | 407 | 402 | 5 | 0 | 0 | 493 | 427 | 66 | 0 | 0 |
| 20 ans | 989 | 471 | 455 | 16 | 0 | 0 | 518 | 418 | 99 | 1 | 0 |
| 21 ans | 1.197 | 574 | 521 | 53 | 0 | 0 | 623 | 482 | 138 | 1 | 2 |
| 22 ans | 1.263 | 616 | 539 | 75 | 0 | 2 | 647 | 453 | 188 | 0 | 6 |
| 23 ans | 1.400 | 671 | 563 | 105 | 0 | 3 | 729 | 490 | 233 | 0 | 6 |
| 24 ans | 1.490 | 730 | 576 | 147 | 0 | 7 | 760 | 463 | 293 | 0 | 4 |
| 25 ans | 1.449 | 745 | 505 | 231 | 1 | 8 | 704 | 368 | 330 | 0 | 6 |
| 26 ans | 1.465 | 697 | 449 | 240 | 1 | 7 | 768 | 387 | 364 | 0 | 17 |
| 27 ans | 1.422 | 764 | 473 | 274 | 2 | 15 | 658 | 282 | 356 | 1 | 19 |
| 28 ans | 1.443 | 771 | 433 | 321 | 0 | 17 | 672 | 268 | 377 | 2 | 25 |
| 29 ans | 1.585 | 790 | 420 | 351 | 1 | 18 | 795 | 264 | 502 | 3 | 26 |
| 30 ans | 1.680 | 864 | 450 | 378 | 1 | 35 | 816 | 286 | 477 | 4 | 49 |
| 31 ans | 1.735 | 909 | 434 | 439 | 0 | 36 | 826 | 273 | 513 | 4 | 36 |
| 32 ans | 1.707 | 885 | 412 | 439 | 1 | 33 | 822 | 235 | 536 | 4 | 47 |
| 33 ans | 1.808 | 914 | 408 | 447 | 0 | 59 | 894 | 223 | 581 | 12 | 78 |
| 34 ans | 1.848 | 991 | 374 | 552 | 1 | 64 | 857 | 212 | 578 | 2 | 65 |
| 35 ans | 1.929 | 1.031 | 380 | 578 | 2 | 71 | 898 | 197 | 619 | 6 | 76 |
| 36 ans | 1.934 | 1.046 | 385 | 577 | 5 | 79 | 888 | 184 | 618 | 9 | 77 |
| 37 ans | 2.087 | 1.129 | 384 | 637 | 2 | 106 | 958 | 192 | 667 | 8 | 91 |

| | Hommes | | | | | | Femmes | | | | |
|--------|--------|-------|--------------------|--------|-------|---------------|--------|--------------------|---------|--------|----------------|
| | Total | Total | Céliba - taires | Mariés | Veufs | Divor- cés | Total | Céliba - taires | Mariées | Veuves | Divor- cées |
| 38 ans | 2.098 | 1.189 | 385 | 691 | 7 | 106 | 909 | 147 | 653 | 20 | 89 |
| 39 ans | 2.141 | 1.101 | 320 | 673 | 3 | 105 | 1.040 | 184 | 731 | 10 | 115 |
| 40 ans | 2.002 | 1.117 | 302 | 694 | 4 | 117 | 885 | 162 | 603 | 14 | 106 |
| 41 ans | 1.966 | 1.086 | 282 | 690 | 4 | 110 | 880 | 137 | 643 | 10 | 90 |
| 42 ans | 2.000 | 1.075 | 250 | 684 | 2 | 139 | 925 | 148 | 651 | 16 | 110 |
| 43 ans | 2.043 | 1.185 | 272 | 753 | 8 | 152 | 858 | 115 | 634 | 19 | 90 |
| 44 ans | 1.974 | 1.096 | 203 | 768 | 3 | 122 | 878 | 97 | 653 | 21 | 107 |
| 45 ans | 1.914 | 1.060 | 215 | 697 | 8 | 140 | 854 | 95 | 620 | 31 | 108 |
| 46 ans | 1.865 | 1.064 | 170 | 721 | 11 | 162 | 801 | 87 | 608 | 22 | 84 |
| 47 ans | 1.934 | 1.069 | 153 | 756 | 3 | 157 | 865 | 103 | 633 | 23 | 106 |
| 48 ans | 1.864 | 1.094 | 160 | 766 | 9 | 159 | 770 | 73 | 584 | 26 | 87 |
| 49 ans | 1.771 | 990 | 129 | 702 | 12 | 147 | 781 | 89 | 581 | 32 | 79 |
| 50 ans | 1.664 | 975 | 114 | 708 | 13 | 140 | 689 | 83 | 497 | 32 | 77 |
| 51 ans | 1.657 | 973 | 95 | 715 | 14 | 149 | 684 | 62 | 494 | 45 | 83 |
| 52 ans | 1.534 | 890 | 90 | 634 | 13 | 153 | 644 | 43 | 490 | 31 | 80 |
| 53 ans | 1.619 | 949 | 83 | 720 | 21 | 125 | 670 | 60 | 496 | 44 | 70 |
| 54 ans | 1.453 | 811 | 76 | 600 | 10 | 125 | 642 | 37 | 499 | 55 | 51 |
| 55 ans | 1.571 | 883 | 68 | 673 | 19 | 123 | 688 | 38 | 515 | 64 | 71 |
| 56 ans | 1.434 | 808 | 57 | 640 | 12 | 99 | 626 | 26 | 492 | 57 | 51 |
| 57 ans | 1.341 | 747 | 54 | 564 | 21 | 108 | 594 | 31 | 451 | 54 | 58 |
| 58 ans | 1.182 | 631 | 34 | 502 | 13 | 82 | 551 | 35 | 402 | 80 | 34 |
| 59 ans | 1.236 | 701 | 56 | 550 | 15 | 80 | 535 | 24 | 387 | 86 | 38 |
| 60 ans | 1.079 | 586 | 53 | 461 | 15 | 57 | 493 | 15 | 359 | 80 | 39 |
| 61 ans | 1.071 | 557 | 45 | 442 | 17 | 53 | 514 | 23 | 374 | 76 | 41 |
| 62 ans | 1.127 | 599 | 31 | 501 | 12 | 55 | 528 | 19 | 371 | 103 | 35 |
| 63 ans | 1.267 | 659 | 24 | 540 | 34 | 61 | 608 | 23 | 421 | 133 | 31 |
| 64 ans | 1.202 | 615 | 36 | 504 | 28 | 47 | 587 | 32 | 384 | 141 | 30 |
| 65 ans | 1.168 | 562 | 35 | 446 | 27 | 54 | 606 | 24 | 412 | 136 | 34 |
| 66 ans | 1.099 | 581 | 35 | 484 | 31 | 31 | 518 | 20 | 328 | 143 | 27 |
| 67 ans | 1.134 | 556 | 29 | 455 | 32 | 40 | 578 | 15 | 366 | 177 | 20 |
| 68 ans | 1.135 | 567 | 28 | 464 | 36 | 39 | 568 | 20 | 344 | 170 | 34 |
| 69 ans | 1.155 | 546 | 30 | 441 | 40 | 35 | 609 | 17 | 339 | 226 | 27 |
| 70 ans | 1.081 | 526 | 27 | 416 | 46 | 37 | 555 | 12 | 288 | 231 | 24 |
| 71 ans | 1.080 | 532 | 25 | 447 | 34 | 26 | 548 | 9 | 299 | 220 | 20 |
| 72 ans | 975 | 466 | 22 | 381 | 44 | 19 | 509 | 18 | 225 | 245 | 21 |
| 73 ans | 988 | 478 | 23 | 386 | 47 | 22 | 510 | 9 | 200 | 287 | 14 |
| 74 ans | 959 | 448 | 14 | 352 | 71 | 11 | 511 | 11 | 201 | 278 | 21 |
| 75 ans | 881 | 397 | 26 | 307 | 45 | 19 | 484 | 13 | 201 | 251 | 19 |
| 76 ans | 874 | 424 | 29 | 317 | 59 | 19 | 450 | 14 | 139 | 286 | 11 |
| 77 ans | 848 | 367 | 23 | 269 | 60 | 15 | 481 | 20 | 174 | 273 | 14 |
| 78 ans | 749 | 334 | 23 | 245 | 57 | 9 | 415 | 15 | 109 | 278 | 13 |
| 79 ans | 671 | 294 | 17 | 210 | 57 | 10 | 377 | 15 | 83 | 268 | 11 |
| 80 ans | 655 | 291 | 16 | 199 | 63 | 13 | 364 | 12 | 79 | 262 | 11 |
| 81 ans | 596 | 257 | 9 | 185 | 53 | 10 | 339 | 18 | 61 | 249 | 11 |
| 82 ans | 459 | 186 | 9 | 118 | 52 | 7 | 273 | 16 | 51 | 197 | 9 |
| 83 ans | 405 | 146 | 7 | 87 | 46 | 6 | 259 | 16 | 36 | 200 | 7 |
| 84 ans | 232 | 83 | 7 | 45 | 31 | 0 | 149 | 5 | 15 | 125 | 4 |
| 85 ans | 128 | 48 | 0 | 22 | 26 | 0 | 80 | 3 | 8 | 66 | 3 |
| 86 ans | 151 | 49 | 3 | 33 | 13 | 0 | 102 | 8 | 14 | 78 | 2 |
| 87 ans | 123 | 39 | 1 | 25 | 13 | 0 | 84 | 4 | 6 | 74 | 0 |
| 88 ans | 139 | 37 | 3 | 16 | 17 | 1 | 102 | 6 | 9 | 85 | 2 |
| 89 ans | 125 | 42 | 0 | 18 | 22 | 2 | 83 | 7 | 6 | 68 | 2 |
| 90 ans | 107 | 28 | 1 | 10 | 17 | 0 | 79 | 7 | 5 | 66 | 1 |
| 91 ans | 79 | 23 | 1 | 11 | 11 | 0 | 56 | 3 | 1 | 51 | 1 |
| 92 ans | 62 | 14 | 2 | 7 | 5 | 0 | 48 | 2 | 3 | 43 | 0 |
| 93 ans | 38 | 11 | 0 | 4 | 6 | 1 | 27 | 3 | 0 | 24 | 0 |
| 94 ans | 30 | 3 | 0 | 1 | 2 | 0 | 27 | 5 | 0 | 21 | 1 |
| 95 ans | 29 | 8 | 2 | 1 | 5 | 0 | 21 | 2 | 0 | 19 | 0 |
| 96 ans | 11 | 0 | 0 | 0 | 0 | 0 | 11 | 0 | 0 | 11 | 0 |
| 97 ans | 12 | 1 | 0 | 0 | 0 | 1 | 11 | 1 | 0 | 10 | 0 |
| 98 ans | 5 | 0 | 0 | 0 | 0 | 0 | 5 | 1 | 0 | 4 | 0 |
| 99 ans | 2 | 0 | 0 | 0 | 0 | 0 | 2 | 0 | 0 | 2 | 0 |

Population au 1.1.2004

Population étrangère par sexe, état civil et âge - par province (suite)

Communauté germanophone

| | Hommes | | | | | | Femmes | | | | |
|-----------------|--------|-------|--------------------|--------|-------|---------------|--------|--------------------|---------|--------|----------------|
| | Total | Total | Céliba - taires | Mariés | Veufs | Divor- cés | Total | Céliba - taires | Mariées | Veuves | Divor- cées |
| Total | 12.851 | 6.606 | 2.593 | 3.438 | 111 | 464 | 6.245 | 2.244 | 3.111 | 384 | 506 |
| Moins de 5 ans | 516 | 245 | 245 | 0 | 0 | 0 | 271 | 271 | 0 | 0 | 0 |
| De 5 à 9 ans | 749 | 404 | 404 | 0 | 0 | 0 | 345 | 345 | 0 | 0 | 0 |
| De 10 à 14 ans | 866 | 429 | 429 | 0 | 0 | 0 | 437 | 437 | 0 | 0 | 0 |
| De 15 à 19 ans | 722 | 368 | 367 | 1 | 0 | 0 | 354 | 352 | 2 | 0 | 0 |
| De 20 à 24 ans | 548 | 281 | 268 | 13 | 0 | 0 | 267 | 227 | 38 | 0 | 2 |
| De 25 à 29 ans | 498 | 251 | 174 | 73 | 0 | 4 | 247 | 129 | 108 | 1 | 9 |
| De 30 à 34 ans | 841 | 383 | 172 | 196 | 1 | 14 | 458 | 121 | 307 | 2 | 28 |
| De 35 à 39 ans | 1.395 | 670 | 189 | 434 | 0 | 47 | 725 | 101 | 550 | 5 | 69 |
| De 40 à 44 ans | 1.412 | 692 | 131 | 497 | 4 | 60 | 720 | 100 | 512 | 11 | 97 |
| De 45 à 49 ans | 1.215 | 620 | 74 | 467 | 1 | 78 | 595 | 64 | 418 | 15 | 98 |
| De 50 à 54 ans | 1.067 | 599 | 53 | 448 | 10 | 88 | 468 | 26 | 356 | 22 | 64 |
| De 55 à 59 ans | 856 | 490 | 32 | 385 | 8 | 65 | 366 | 16 | 277 | 26 | 47 |
| De 60 à 64 ans | 742 | 407 | 24 | 320 | 10 | 53 | 335 | 17 | 238 | 43 | 37 |
| De 65 à 69 ans | 573 | 334 | 12 | 269 | 19 | 34 | 239 | 9 | 152 | 56 | 22 |
| De 70 à 74 ans | 352 | 215 | 6 | 179 | 21 | 9 | 137 | 4 | 80 | 40 | 13 |
| De 75 à 79 ans | 239 | 119 | 8 | 90 | 14 | 7 | 120 | 12 | 46 | 53 | 9 |
| De 80 à 84 ans | 172 | 73 | 4 | 54 | 11 | 4 | 99 | 6 | 22 | 63 | 8 |
| De 85 à 89 ans | 62 | 19 | 0 | 8 | 10 | 1 | 43 | 4 | 5 | 31 | 3 |
| De 90 à 94 ans | 23 | 7 | 1 | 4 | 2 | 0 | 16 | 3 | 0 | 13 | 0 |
| De 95 à 99 ans | 3 | 0 | 0 | 0 | 0 | 0 | 3 | 0 | 0 | 3 | 0 |
| 100 ans et plus | 0 | 0 | 0 | 0 | 0 | 0 | 0 | 0 | 0 | 0 | 0 |
| 1 an | 99 | 49 | 49 | 0 | 0 | 0 | 50 | 50 | 0 | 0 | 0 |
| 2 ans | 105 | 47 | 47 | 0 | 0 | 0 | 58 | 58 | 0 | 0 | 0 |
| 3 ans | 124 | 63 | 63 | 0 | 0 | 0 | 61 | 61 | 0 | 0 | 0 |
| 4 ans | 113 | 53 | 53 | 0 | 0 | 0 | 60 | 60 | 0 | 0 | 0 |
| 5 ans | 126 | 68 | 68 | 0 | 0 | 0 | 58 | 58 | 0 | 0 | 0 |
| 6 ans | 144 | 72 | 72 | 0 | 0 | 0 | 72 | 72 | 0 | 0 | 0 |
| 7 ans | 154 | 79 | 79 | 0 | 0 | 0 | 75 | 75 | 0 | 0 | 0 |
| 8 ans | 145 | 95 | 95 | 0 | 0 | 0 | 50 | 50 | 0 | 0 | 0 |
| 9 ans | 180 | 90 | 90 | 0 | 0 | 0 | 90 | 90 | 0 | 0 | 0 |
| 10 ans | 162 | 82 | 82 | 0 | 0 | 0 | 80 | 80 | 0 | 0 | 0 |
| 11 ans | 168 | 73 | 73 | 0 | 0 | 0 | 95 | 95 | 0 | 0 | 0 |
| 12 ans | 184 | 94 | 94 | 0 | 0 | 0 | 90 | 90 | 0 | 0 | 0 |
| 13 ans | 187 | 101 | 101 | 0 | 0 | 0 | 86 | 86 | 0 | 0 | 0 |
| 14 ans | 165 | 79 | 79 | 0 | 0 | 0 | 86 | 86 | 0 | 0 | 0 |
| 15 ans | 151 | 83 | 83 | 0 | 0 | 0 | 68 | 68 | 0 | 0 | 0 |
| 16 ans | 169 | 78 | 78 | 0 | 0 | 0 | 91 | 91 | 0 | 0 | 0 |
| 17 ans | 155 | 77 | 77 | 0 | 0 | 0 | 78 | 78 | 0 | 0 | 0 |
| 18 ans | 131 | 73 | 72 | 1 | 0 | 0 | 58 | 57 | 1 | 0 | 0 |
| 19 ans | 116 | 57 | 57 | 0 | 0 | 0 | 59 | 58 | 1 | 0 | 0 |
| 20 ans | 93 | 44 | 43 | 1 | 0 | 0 | 49 | 48 | 1 | 0 | 0 |
| 21 ans | 104 | 59 | 58 | 1 | 0 | 0 | 45 | 43 | 2 | 0 | 0 |
| 22 ans | 125 | 60 | 59 | 1 | 0 | 0 | 65 | 55 | 10 | 0 | 0 |
| 23 ans | 110 | 59 | 53 | 6 | 0 | 0 | 51 | 35 | 15 | 0 | 1 |
| 24 ans | 116 | 59 | 55 | 4 | 0 | 0 | 57 | 46 | 10 | 0 | 1 |
| 25 ans | 93 | 49 | 37 | 12 | 0 | 0 | 44 | 30 | 14 | 0 | 0 |
| 26 ans | 101 | 49 | 41 | 8 | 0 | 0 | 52 | 27 | 23 | 0 | 2 |
| 27 ans | 113 | 60 | 40 | 18 | 0 | 2 | 53 | 28 | 22 | 0 | 3 |
| 28 ans | 80 | 36 | 23 | 12 | 0 | 1 | 44 | 26 | 16 | 0 | 2 |
| 29 ans | 111 | 57 | 33 | 23 | 0 | 1 | 54 | 18 | 33 | 1 | 2 |
| 30 ans | 110 | 42 | 26 | 13 | 1 | 2 | 68 | 26 | 39 | 0 | 3 |
| 31 ans | 162 | 76 | 36 | 38 | 0 | 2 | 86 | 24 | 55 | 1 | 6 |
| 32 ans | 177 | 81 | 38 | 40 | 0 | 3 | 96 | 23 | 67 | 0 | 6 |
| 33 ans | 180 | 74 | 33 | 38 | 0 | 3 | 106 | 31 | 66 | 1 | 8 |
| 34 ans | 212 | 110 | 39 | 67 | 0 | 4 | 102 | 17 | 80 | 0 | 5 |
| 35 ans | 235 | 101 | 33 | 61 | 0 | 7 | 134 | 24 | 101 | 0 | 9 |
| 36 ans | 266 | 126 | 44 | 75 | 0 | 7 | 140 | 19 | 109 | 0 | 12 |
| 37 ans | 303 | 153 | 42 | 98 | 0 | 13 | 150 | 18 | 121 | 0 | 11 |

| | Hommes | | | | | | Femmes | | | | |
|--------|--------|-------|--------------------|--------|-------|---------------|--------|--------------------|---------|--------|----------------|
| | Total | Total | Céliba - taires | Mariés | Veufs | Divor- cés | Total | Céliba - taires | Mariées | Veuves | Divor- cées |
| 38 ans | 288 | 144 | 34 | 100 | 0 | 10 | 144 | 16 | 108 | 2 | 18 |
| 39 ans | 303 | 146 | 36 | 100 | 0 | 10 | 157 | 24 | 111 | 3 | 19 |
| 40 ans | 260 | 133 | 30 | 90 | 1 | 12 | 127 | 20 | 84 | 1 | 22 |
| 41 ans | 297 | 143 | 33 | 97 | 1 | 12 | 154 | 16 | 117 | 2 | 19 |
| 42 ans | 290 | 144 | 29 | 102 | 0 | 13 | 146 | 30 | 92 | 3 | 21 |
| 43 ans | 275 | 134 | 24 | 99 | 1 | 10 | 141 | 21 | 105 | 4 | 11 |
| 44 ans | 290 | 138 | 15 | 109 | 1 | 13 | 152 | 13 | 114 | 1 | 24 |
| 45 ans | 265 | 129 | 15 | 89 | 0 | 25 | 136 | 14 | 90 | 2 | 30 |
| 46 ans | 247 | 134 | 20 | 102 | 0 | 12 | 113 | 12 | 76 | 5 | 20 |
| 47 ans | 260 | 128 | 11 | 101 | 0 | 16 | 132 | 16 | 96 | 2 | 18 |
| 48 ans | 232 | 122 | 19 | 86 | 0 | 17 | 110 | 10 | 82 | 3 | 15 |
| 49 ans | 211 | 107 | 9 | 89 | 1 | 8 | 104 | 12 | 74 | 3 | 15 |
| 50 ans | 225 | 132 | 15 | 98 | 1 | 18 | 93 | 7 | 74 | 0 | 12 |
| 51 ans | 231 | 129 | 9 | 95 | 3 | 22 | 102 | 9 | 75 | 5 | 13 |
| 52 ans | 215 | 119 | 15 | 86 | 1 | 17 | 96 | 4 | 73 | 3 | 16 |
| 53 ans | 211 | 115 | 6 | 90 | 3 | 16 | 96 | 3 | 71 | 6 | 16 |
| 54 ans | 185 | 104 | 8 | 79 | 2 | 15 | 81 | 3 | 63 | 8 | 7 |
| 55 ans | 202 | 123 | 10 | 92 | 3 | 18 | 79 | 3 | 62 | 1 | 13 |
| 56 ans | 179 | 98 | 8 | 80 | 0 | 10 | 81 | 0 | 60 | 8 | 13 |
| 57 ans | 153 | 83 | 5 | 62 | 3 | 13 | 70 | 2 | 49 | 10 | 9 |
| 58 ans | 139 | 88 | 4 | 69 | 1 | 14 | 51 | 4 | 40 | 1 | 6 |
| 59 ans | 183 | 98 | 5 | 82 | 1 | 10 | 85 | 7 | 66 | 6 | 6 |
| 60 ans | 165 | 93 | 7 | 71 | 1 | 14 | 72 | 3 | 55 | 8 | 6 |
| 61 ans | 134 | 78 | 5 | 56 | 2 | 15 | 56 | 3 | 40 | 6 | 7 |
| 62 ans | 191 | 101 | 4 | 84 | 0 | 13 | 90 | 2 | 66 | 12 | 10 |
| 63 ans | 115 | 61 | 2 | 51 | 1 | 7 | 54 | 5 | 36 | 7 | 6 |
| 64 ans | 137 | 74 | 6 | 58 | 6 | 4 | 63 | 4 | 41 | 10 | 8 |
| 65 ans | 119 | 67 | 1 | 57 | 1 | 8 | 52 | 2 | 35 | 10 | 5 |
| 66 ans | 102 | 58 | 4 | 45 | 5 | 4 | 44 | 0 | 33 | 7 | 4 |
| 67 ans | 110 | 66 | 2 | 55 | 2 | 7 | 44 | 3 | 29 | 10 | 2 |
| 68 ans | 128 | 77 | 3 | 60 | 6 | 8 | 51 | 3 | 30 | 13 | 5 |
| 69 ans | 114 | 66 | 2 | 52 | 5 | 7 | 48 | 1 | 25 | 16 | 6 |
| 70 ans | 86 | 54 | 2 | 41 | 7 | 4 | 32 | 1 | 17 | 11 | 3 |
| 71 ans | 80 | 45 | 2 | 41 | 2 | 0 | 35 | 0 | 24 | 8 | 3 |
| 72 ans | 69 | 42 | 0 | 38 | 4 | 0 | 27 | 3 | 10 | 9 | 5 |
| 73 ans | 61 | 38 | 2 | 26 | 6 | 4 | 23 | 0 | 18 | 5 | 0 |
| 74 ans | 56 | 36 | 0 | 33 | 2 | 1 | 20 | 0 | 11 | 7 | 2 |
| 75 ans | 49 | 27 | 2 | 20 | 2 | 3 | 22 | 2 | 7 | 11 | 2 |
| 76 ans | 50 | 28 | 2 | 22 | 4 | 0 | 22 | 2 | 8 | 9 | 3 |
| 77 ans | 53 | 26 | 2 | 22 | 1 | 1 | 27 | 4 | 14 | 8 | 1 |
| 78 ans | 43 | 19 | 0 | 16 | 2 | 1 | 24 | 3 | 8 | 10 | 3 |
| 79 ans | 44 | 19 | 2 | 10 | 5 | 2 | 25 | 1 | 9 | 15 | 0 |
| 80 ans | 47 | 18 | 2 | 13 | 2 | 1 | 29 | 0 | 5 | 20 | 4 |
| 81 ans | 35 | 19 | 0 | 14 | 4 | 1 | 16 | 1 | 7 | 6 | 2 |
| 82 ans | 40 | 18 | 0 | 13 | 3 | 2 | 22 | 1 | 4 | 16 | 1 |
| 83 ans | 29 | 12 | 0 | 11 | 1 | 0 | 17 | 3 | 5 | 9 | 0 |
| 84 ans | 21 | 6 | 2 | 3 | 1 | 0 | 15 | 1 | 1 | 12 | 1 |
| 85 ans | 8 | 4 | 0 | 2 | 2 | 0 | 4 | 0 | 1 | 2 | 1 |
| 86 ans | 9 | 5 | 0 | 2 | 3 | 0 | 4 | 1 | 1 | 2 | 0 |
| 87 ans | 14 | 0 | 0 | 0 | 0 | 0 | 14 | 0 | 1 | 13 | 0 |
| 88 ans | 11 | 4 | 0 | 1 | 2 | 1 | 7 | 0 | 0 | 6 | 1 |
| 89 ans | 20 | 6 | 0 | 3 | 3 | 0 | 14 | 3 | 2 | 8 | 1 |
| 90 ans | 6 | 1 | 0 | 1 | 0 | 0 | 5 | 0 | 0 | 5 | 0 |
| 91 ans | 7 | 3 | 1 | 1 | 1 | 0 | 4 | 0 | 0 | 4 | 0 |
| 92 ans | 2 | 1 | 0 | 1 | 0 | 0 | 1 | 0 | 0 | 1 | 0 |
| 93 ans | 5 | 2 | 0 | 1 | 1 | 0 | 3 | 1 | 0 | 2 | 0 |
| 94 ans | 3 | 0 | 0 | 0 | 0 | 0 | 3 | 2 | 0 | 1 | 0 |
| 95 ans | 1 | 0 | 0 | 0 | 0 | 0 | 1 | 0 | 0 | 1 | 0 |
| 96 ans | 1 | 0 | 0 | 0 | 0 | 0 | 1 | 0 | 0 | 1 | 0 |
| 97 ans | 1 | 0 | 0 | 0 | 0 | 0 | 1 | 0 | 0 | 1 | 0 |
| 98 ans | 0 | 0 | 0 | 0 | 0 | 0 | 0 | 0 | 0 | 0 | 0 |
| 99 ans | 0 | 0 | 0 | 0 | 0 | 0 | 0 | 0 | 0 | 0 | 0 |

Population au 1.1.2004

Population étrangère par sexe, état civil et âge - par province (suite)

Province de Luxembourg

| | Hommes | | | | | | Femmes | | | | |
|-----------------|--------|-------|--------------------|--------|-------|---------------|--------|--------------------|---------|--------|----------------|
| | Total | Total | Céliba - taires | Mariés | Veufs | Divor- cés | Total | Céliba - taires | Mariées | Veuves | Divor- cées |
| Total | 11.890 | 6.321 | 2.245 | 3.460 | 123 | 493 | 5.569 | 1.857 | 2.912 | 438 | 362 |
| Moins de 5 ans | 415 | 222 | 222 | 0 | 0 | 0 | 193 | 193 | 0 | 0 | 0 |
| De 5 à 9 ans | 451 | 238 | 238 | 0 | 0 | 0 | 213 | 213 | 0 | 0 | 0 |
| De 10 à 14 ans | 503 | 270 | 270 | 0 | 0 | 0 | 233 | 233 | 0 | 0 | 0 |
| De 15 à 19 ans | 517 | 224 | 221 | 3 | 0 | 0 | 293 | 274 | 19 | 0 | 0 |
| De 20 à 24 ans | 698 | 295 | 240 | 55 | 0 | 0 | 403 | 223 | 177 | 0 | 3 |
| De 25 à 29 ans | 1.015 | 468 | 281 | 175 | 0 | 12 | 547 | 214 | 321 | 2 | 10 |
| De 30 à 34 ans | 1.361 | 653 | 261 | 353 | 1 | 38 | 708 | 174 | 480 | 6 | 48 |
| De 35 à 39 ans | 1.366 | 701 | 178 | 477 | 1 | 45 | 665 | 97 | 491 | 8 | 69 |
| De 40 à 44 ans | 1.078 | 592 | 113 | 392 | 6 | 81 | 486 | 70 | 348 | 11 | 57 |
| De 45 à 49 ans | 948 | 608 | 72 | 437 | 6 | 93 | 340 | 41 | 242 | 5 | 52 |
| De 50 à 54 ans | 897 | 564 | 54 | 432 | 5 | 73 | 333 | 31 | 240 | 22 | 40 |
| De 55 à 59 ans | 796 | 506 | 39 | 382 | 15 | 70 | 290 | 14 | 207 | 39 | 30 |
| De 60 à 64 ans | 526 | 323 | 14 | 263 | 12 | 34 | 203 | 18 | 126 | 38 | 21 |
| De 65 à 69 ans | 433 | 249 | 13 | 198 | 15 | 23 | 184 | 12 | 109 | 48 | 15 |
| De 70 à 74 ans | 348 | 192 | 13 | 144 | 21 | 14 | 156 | 12 | 82 | 52 | 10 |
| De 75 à 79 ans | 274 | 122 | 10 | 89 | 19 | 4 | 152 | 17 | 43 | 89 | 3 |
| De 80 à 84 ans | 173 | 68 | 3 | 45 | 14 | 6 | 105 | 13 | 24 | 65 | 3 |
| De 85 à 89 ans | 61 | 19 | 3 | 10 | 6 | 0 | 42 | 5 | 2 | 34 | 1 |
| De 90 à 94 ans | 21 | 6 | 0 | 4 | 2 | 0 | 15 | 2 | 0 | 13 | 0 |
| De 95 à 99 ans | 5 | 1 | 0 | 1 | 0 | 0 | 4 | 1 | 0 | 3 | 0 |
| 100 ans et plus | 4 | 0 | 0 | 0 | 0 | 0 | 4 | 0 | 1 | 3 | 0 |
| 1 an | 92 | 53 | 53 | 0 | 0 | 0 | 39 | 39 | 0 | 0 | 0 |
| 2 ans | 64 | 39 | 39 | 0 | 0 | 0 | 25 | 25 | 0 | 0 | 0 |
| 3 ans | 80 | 40 | 40 | 0 | 0 | 0 | 40 | 40 | 0 | 0 | 0 |
| 4 ans | 93 | 48 | 48 | 0 | 0 | 0 | 45 | 45 | 0 | 0 | 0 |
| 5 ans | 77 | 42 | 42 | 0 | 0 | 0 | 35 | 35 | 0 | 0 | 0 |
| 6 ans | 88 | 42 | 42 | 0 | 0 | 0 | 46 | 46 | 0 | 0 | 0 |
| 7 ans | 89 | 47 | 47 | 0 | 0 | 0 | 42 | 42 | 0 | 0 | 0 |
| 8 ans | 91 | 51 | 51 | 0 | 0 | 0 | 40 | 40 | 0 | 0 | 0 |
| 9 ans | 106 | 56 | 56 | 0 | 0 | 0 | 50 | 50 | 0 | 0 | 0 |
| 10 ans | 85 | 45 | 45 | 0 | 0 | 0 | 40 | 40 | 0 | 0 | 0 |
| 11 ans | 109 | 64 | 64 | 0 | 0 | 0 | 45 | 45 | 0 | 0 | 0 |
| 12 ans | 99 | 61 | 61 | 0 | 0 | 0 | 38 | 38 | 0 | 0 | 0 |
| 13 ans | 106 | 53 | 53 | 0 | 0 | 0 | 53 | 53 | 0 | 0 | 0 |
| 14 ans | 104 | 47 | 47 | 0 | 0 | 0 | 57 | 57 | 0 | 0 | 0 |
| 15 ans | 101 | 49 | 49 | 0 | 0 | 0 | 52 | 52 | 0 | 0 | 0 |
| 16 ans | 99 | 44 | 44 | 0 | 0 | 0 | 55 | 54 | 1 | 0 | 0 |
| 17 ans | 105 | 47 | 47 | 0 | 0 | 0 | 58 | 55 | 3 | 0 | 0 |
| 18 ans | 120 | 47 | 46 | 1 | 0 | 0 | 73 | 65 | 8 | 0 | 0 |
| 19 ans | 92 | 37 | 35 | 2 | 0 | 0 | 55 | 48 | 7 | 0 | 0 |
| 20 ans | 103 | 50 | 46 | 4 | 0 | 0 | 53 | 44 | 9 | 0 | 0 |
| 21 ans | 113 | 50 | 43 | 7 | 0 | 0 | 63 | 41 | 22 | 0 | 0 |
| 22 ans | 137 | 56 | 44 | 12 | 0 | 0 | 81 | 49 | 32 | 0 | 0 |
| 23 ans | 162 | 70 | 56 | 14 | 0 | 0 | 92 | 40 | 52 | 0 | 0 |
| 24 ans | 183 | 69 | 51 | 18 | 0 | 0 | 114 | 49 | 62 | 0 | 3 |
| 25 ans | 168 | 74 | 46 | 27 | 0 | 1 | 94 | 37 | 57 | 0 | 0 |
| 26 ans | 200 | 92 | 60 | 31 | 0 | 1 | 108 | 46 | 60 | 0 | 2 |
| 27 ans | 203 | 93 | 60 | 31 | 0 | 2 | 110 | 48 | 58 | 0 | 4 |
| 28 ans | 194 | 91 | 48 | 39 | 0 | 4 | 103 | 41 | 60 | 1 | 1 |
| 29 ans | 250 | 118 | 67 | 47 | 0 | 4 | 132 | 42 | 86 | 1 | 3 |
| 30 ans | 258 | 127 | 57 | 63 | 0 | 7 | 131 | 32 | 95 | 0 | 4 |
| 31 ans | 259 | 108 | 50 | 53 | 0 | 5 | 151 | 40 | 107 | 0 | 4 |
| 32 ans | 281 | 133 | 57 | 72 | 0 | 4 | 148 | 49 | 84 | 0 | 15 |
| 33 ans | 264 | 129 | 45 | 75 | 1 | 8 | 135 | 27 | 95 | 2 | 11 |
| 34 ans | 299 | 156 | 52 | 90 | 0 | 14 | 143 | 26 | 99 | 4 | 14 |
| 35 ans | 263 | 132 | 36 | 89 | 0 | 7 | 131 | 23 | 97 | 0 | 11 |
| 36 ans | 260 | 131 | 37 | 89 | 0 | 5 | 129 | 13 | 101 | 3 | 12 |
| 37 ans | 306 | 162 | 42 | 107 | 0 | 13 | 144 | 21 | 105 | 1 | 17 |

| | Hommes | | | | | | Femmes | | | | |
|--------|--------|-------|--------------------|--------|-------|---------------|--------|--------------------|---------|--------|----------------|
| | Total | Total | Céliba - taires | Mariés | Veufs | Divor- cés | Total | Céliba - taires | Mariées | Veuves | Divor- cées |
| 38 ans | 289 | 139 | 30 | 97 | 0 | 12 | 150 | 25 | 110 | 1 | 14 |
| 39 ans | 248 | 137 | 33 | 95 | 1 | 8 | 111 | 15 | 78 | 3 | 15 |
| 40 ans | 252 | 136 | 28 | 95 | 0 | 13 | 116 | 21 | 84 | 1 | 10 |
| 41 ans | 221 | 126 | 24 | 78 | 0 | 24 | 95 | 15 | 64 | 1 | 15 |
| 42 ans | 230 | 120 | 21 | 79 | 3 | 17 | 110 | 13 | 82 | 4 | 11 |
| 43 ans | 196 | 105 | 19 | 74 | 2 | 10 | 91 | 10 | 67 | 3 | 11 |
| 44 ans | 179 | 105 | 21 | 66 | 1 | 17 | 74 | 11 | 51 | 2 | 10 |
| 45 ans | 200 | 136 | 21 | 96 | 1 | 18 | 64 | 12 | 43 | 2 | 7 |
| 46 ans | 177 | 116 | 13 | 79 | 0 | 24 | 61 | 6 | 42 | 2 | 11 |
| 47 ans | 193 | 115 | 13 | 85 | 1 | 16 | 78 | 11 | 56 | 0 | 11 |
| 48 ans | 179 | 114 | 13 | 82 | 2 | 17 | 65 | 7 | 48 | 0 | 10 |
| 49 ans | 199 | 127 | 12 | 95 | 2 | 18 | 72 | 5 | 53 | 1 | 13 |
| 50 ans | 177 | 106 | 16 | 73 | 0 | 17 | 71 | 7 | 49 | 8 | 7 |
| 51 ans | 166 | 107 | 8 | 83 | 1 | 15 | 59 | 6 | 39 | 3 | 11 |
| 52 ans | 169 | 118 | 8 | 92 | 0 | 18 | 51 | 5 | 36 | 3 | 7 |
| 53 ans | 193 | 115 | 13 | 91 | 2 | 9 | 78 | 5 | 64 | 2 | 7 |
| 54 ans | 192 | 118 | 9 | 93 | 2 | 14 | 74 | 8 | 52 | 6 | 8 |
| 55 ans | 184 | 114 | 7 | 87 | 2 | 18 | 70 | 3 | 46 | 8 | 13 |
| 56 ans | 191 | 115 | 11 | 79 | 6 | 19 | 76 | 4 | 58 | 9 | 5 |
| 57 ans | 153 | 102 | 8 | 76 | 4 | 14 | 51 | 3 | 39 | 4 | 5 |
| 58 ans | 127 | 87 | 7 | 71 | 1 | 8 | 40 | 3 | 29 | 7 | 1 |
| 59 ans | 141 | 88 | 6 | 69 | 2 | 11 | 53 | 1 | 35 | 11 | 6 |
| 60 ans | 119 | 75 | 2 | 60 | 2 | 11 | 44 | 3 | 29 | 9 | 3 |
| 61 ans | 118 | 68 | 3 | 56 | 2 | 7 | 50 | 3 | 29 | 13 | 5 |
| 62 ans | 84 | 52 | 3 | 43 | 4 | 2 | 32 | 5 | 20 | 4 | 3 |
| 63 ans | 100 | 63 | 3 | 54 | 1 | 5 | 37 | 3 | 21 | 6 | 7 |
| 64 ans | 105 | 65 | 3 | 50 | 3 | 9 | 40 | 4 | 27 | 6 | 3 |
| 65 ans | 101 | 60 | 3 | 47 | 4 | 6 | 41 | 3 | 20 | 13 | 5 |
| 66 ans | 95 | 59 | 4 | 49 | 2 | 4 | 36 | 3 | 23 | 6 | 4 |
| 67 ans | 85 | 45 | 3 | 33 | 4 | 5 | 40 | 3 | 25 | 9 | 3 |
| 68 ans | 76 | 38 | 0 | 28 | 5 | 5 | 38 | 1 | 27 | 9 | 1 |
| 69 ans | 76 | 47 | 3 | 41 | 0 | 3 | 29 | 2 | 14 | 11 | 2 |
| 70 ans | 77 | 41 | 5 | 32 | 2 | 2 | 36 | 4 | 19 | 12 | 1 |
| 71 ans | 58 | 41 | 4 | 28 | 3 | 6 | 17 | 2 | 6 | 8 | 1 |
| 72 ans | 61 | 27 | 1 | 23 | 3 | 0 | 34 | 1 | 18 | 12 | 3 |
| 73 ans | 76 | 38 | 2 | 25 | 7 | 4 | 38 | 2 | 22 | 9 | 5 |
| 74 ans | 76 | 45 | 1 | 36 | 6 | 2 | 31 | 3 | 17 | 11 | 0 |
| 75 ans | 51 | 24 | 2 | 17 | 3 | 2 | 27 | 6 | 9 | 12 | 0 |
| 76 ans | 65 | 32 | 3 | 23 | 6 | 0 | 33 | 0 | 14 | 18 | 1 |
| 77 ans | 55 | 29 | 3 | 19 | 6 | 1 | 26 | 1 | 4 | 20 | 1 |
| 78 ans | 49 | 16 | 0 | 13 | 3 | 0 | 33 | 5 | 7 | 20 | 1 |
| 79 ans | 54 | 21 | 2 | 17 | 1 | 1 | 33 | 5 | 9 | 19 | 0 |
| 80 ans | 42 | 18 | 0 | 11 | 4 | 3 | 24 | 4 | 8 | 11 | 1 |
| 81 ans | 38 | 19 | 3 | 12 | 3 | 1 | 19 | 3 | 7 | 9 | 0 |
| 82 ans | 40 | 17 | 0 | 11 | 5 | 1 | 23 | 2 | 6 | 15 | 0 |
| 83 ans | 37 | 11 | 0 | 11 | 0 | 0 | 26 | 2 | 2 | 21 | 1 |
| 84 ans | 16 | 3 | 0 | 0 | 2 | 1 | 13 | 2 | 1 | 9 | 1 |
| 85 ans | 9 | 5 | 2 | 0 | 3 | 0 | 4 | 2 | 0 | 2 | 0 |
| 86 ans | 9 | 2 | 0 | 1 | 1 | 0 | 7 | 0 | 1 | 6 | 0 |
| 87 ans | 14 | 5 | 1 | 4 | 0 | 0 | 9 | 1 | 0 | 7 | 1 |
| 88 ans | 11 | 4 | 0 | 3 | 1 | 0 | 7 | 1 | 1 | 5 | 0 |
| 89 ans | 18 | 3 | 0 | 2 | 1 | 0 | 15 | 1 | 0 | 14 | 0 |
| 90 ans | 4 | 1 | 0 | 1 | 0 | 0 | 3 | 2 | 0 | 1 | 0 |
| 91 ans | 5 | 2 | 0 | 1 | 1 | 0 | 3 | 0 | 0 | 3 | 0 |
| 92 ans | 7 | 3 | 0 | 2 | 1 | 0 | 4 | 0 | 0 | 4 | 0 |
| 93 ans | 3 | 0 | 0 | 0 | 0 | 0 | 3 | 0 | 0 | 3 | 0 |
| 94 ans | 2 | 0 | 0 | 0 | 0 | 0 | 2 | 0 | 0 | 2 | 0 |
| 95 ans | 1 | 0 | 0 | 0 | 0 | 0 | 1 | 0 | 0 | 1 | 0 |
| 96 ans | 2 | 1 | 0 | 1 | 0 | 0 | 1 | 0 | 0 | 1 | 0 |
| 97 ans | 1 | 0 | 0 | 0 | 0 | 0 | 1 | 1 | 0 | 0 | 0 |
| 98 ans | 1 | 0 | 0 | 0 | 0 | 0 | 1 | 0 | 0 | 1 | 0 |
| 99 ans | 0 | 0 | 0 | 0 | 0 | 0 | 0 | 0 | 0 | 0 | 0 |

Population au 1.1.2004

Population étrangère par sexe, état civil et âge - par province (suite et fin)

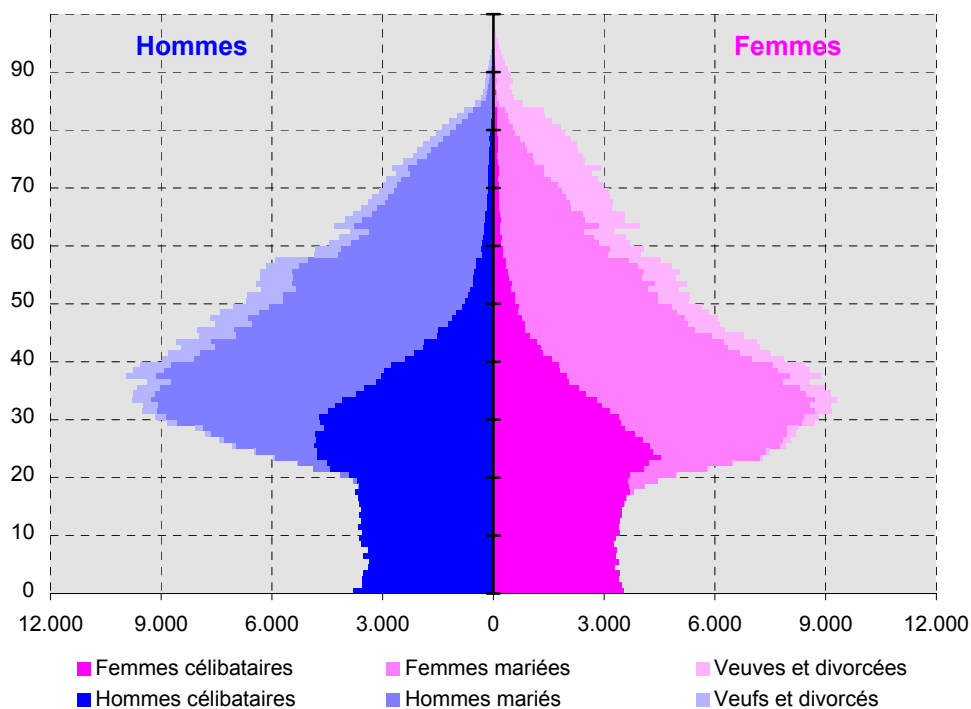
Province de Namur

| | Hommes | | | | | | Femmes | | | | |
|-----------------|--------|-------|--------------------|--------|-------|---------------|--------|--------------------|---------|--------|----------------|
| | Total | Total | Céliba - taires | Mariés | Veufs | Divor- cés | Total | Céliba - taires | Mariées | Veuves | Divor- cées |
| Total | 18.488 | 9.785 | 3.419 | 5.302 | 252 | 812 | 8.703 | 2.884 | 4.254 | 1.043 | 522 |
| Moins de 5 ans | 390 | 177 | 177 | 0 | 0 | 0 | 213 | 213 | 0 | 0 | 0 |
| De 5 à 9 ans | 392 | 209 | 209 | 0 | 0 | 0 | 183 | 183 | 0 | 0 | 0 |
| De 10 à 14 ans | 475 | 232 | 232 | 0 | 0 | 0 | 243 | 243 | 0 | 0 | 0 |
| De 15 à 19 ans | 680 | 330 | 327 | 3 | 0 | 0 | 350 | 332 | 18 | 0 | 0 |
| De 20 à 24 ans | 1.233 | 517 | 445 | 71 | 0 | 1 | 716 | 546 | 164 | 1 | 5 |
| De 25 à 29 ans | 1.679 | 813 | 527 | 274 | 1 | 11 | 866 | 422 | 419 | 1 | 24 |
| De 30 à 34 ans | 1.898 | 1.004 | 491 | 461 | 2 | 50 | 894 | 281 | 561 | 5 | 47 |
| De 35 à 39 ans | 1.963 | 1.049 | 360 | 606 | 2 | 81 | 914 | 191 | 620 | 13 | 90 |
| De 40 à 44 ans | 1.745 | 1.013 | 252 | 637 | 2 | 122 | 732 | 132 | 497 | 18 | 85 |
| De 45 à 49 ans | 1.551 | 976 | 162 | 661 | 5 | 148 | 575 | 85 | 403 | 19 | 68 |
| De 50 à 54 ans | 1.454 | 884 | 76 | 658 | 17 | 133 | 570 | 72 | 399 | 32 | 67 |
| De 55 à 59 ans | 1.191 | 747 | 60 | 544 | 23 | 120 | 444 | 27 | 314 | 56 | 47 |
| De 60 à 64 ans | 879 | 481 | 29 | 379 | 20 | 53 | 398 | 29 | 249 | 86 | 34 |
| De 65 à 69 ans | 833 | 416 | 18 | 329 | 28 | 41 | 417 | 23 | 245 | 129 | 20 |
| De 70 à 74 ans | 836 | 402 | 19 | 315 | 42 | 26 | 434 | 31 | 190 | 200 | 13 |
| De 75 à 79 ans | 677 | 321 | 22 | 233 | 49 | 17 | 356 | 24 | 112 | 212 | 8 |
| De 80 à 84 ans | 419 | 174 | 11 | 108 | 48 | 7 | 245 | 24 | 53 | 158 | 10 |
| De 85 à 89 ans | 125 | 28 | 2 | 18 | 6 | 2 | 97 | 19 | 9 | 67 | 2 |
| De 90 à 94 ans | 57 | 12 | 0 | 5 | 7 | 0 | 45 | 3 | 0 | 41 | 1 |
| De 95 à 99 ans | 8 | 0 | 0 | 0 | 0 | 0 | 8 | 4 | 1 | 2 | 1 |
| 100 ans et plus | 3 | 0 | 0 | 0 | 0 | 0 | 3 | 0 | 0 | 3 | 0 |
| 1 an | 75 | 33 | 33 | 0 | 0 | 0 | 42 | 42 | 0 | 0 | 0 |
| 2 ans | 75 | 37 | 37 | 0 | 0 | 0 | 38 | 38 | 0 | 0 | 0 |
| 3 ans | 81 | 33 | 33 | 0 | 0 | 0 | 48 | 48 | 0 | 0 | 0 |
| 4 ans | 75 | 36 | 36 | 0 | 0 | 0 | 39 | 39 | 0 | 0 | 0 |
| 5 ans | 65 | 36 | 36 | 0 | 0 | 0 | 29 | 29 | 0 | 0 | 0 |
| 6 ans | 82 | 43 | 43 | 0 | 0 | 0 | 39 | 39 | 0 | 0 | 0 |
| 7 ans | 86 | 51 | 51 | 0 | 0 | 0 | 35 | 35 | 0 | 0 | 0 |
| 8 ans | 72 | 32 | 32 | 0 | 0 | 0 | 40 | 40 | 0 | 0 | 0 |
| 9 ans | 87 | 47 | 47 | 0 | 0 | 0 | 40 | 40 | 0 | 0 | 0 |
| 10 ans | 88 | 44 | 44 | 0 | 0 | 0 | 44 | 44 | 0 | 0 | 0 |
| 11 ans | 89 | 44 | 44 | 0 | 0 | 0 | 45 | 45 | 0 | 0 | 0 |
| 12 ans | 99 | 48 | 48 | 0 | 0 | 0 | 51 | 51 | 0 | 0 | 0 |
| 13 ans | 90 | 44 | 44 | 0 | 0 | 0 | 46 | 46 | 0 | 0 | 0 |
| 14 ans | 109 | 52 | 52 | 0 | 0 | 0 | 57 | 57 | 0 | 0 | 0 |
| 15 ans | 100 | 46 | 46 | 0 | 0 | 0 | 54 | 54 | 0 | 0 | 0 |
| 16 ans | 122 | 65 | 65 | 0 | 0 | 0 | 57 | 57 | 0 | 0 | 0 |
| 17 ans | 140 | 77 | 77 | 0 | 0 | 0 | 63 | 63 | 0 | 0 | 0 |
| 18 ans | 150 | 74 | 74 | 0 | 0 | 0 | 76 | 72 | 4 | 0 | 0 |
| 19 ans | 168 | 68 | 65 | 3 | 0 | 0 | 100 | 86 | 14 | 0 | 0 |
| 20 ans | 155 | 65 | 62 | 3 | 0 | 0 | 90 | 72 | 17 | 0 | 1 |
| 21 ans | 228 | 93 | 85 | 8 | 0 | 0 | 135 | 110 | 25 | 0 | 0 |
| 22 ans | 275 | 118 | 104 | 14 | 0 | 0 | 157 | 120 | 37 | 0 | 0 |
| 23 ans | 270 | 101 | 85 | 16 | 0 | 0 | 169 | 125 | 44 | 0 | 0 |
| 24 ans | 305 | 140 | 109 | 30 | 0 | 1 | 165 | 119 | 41 | 1 | 4 |
| 25 ans | 359 | 157 | 120 | 36 | 0 | 1 | 202 | 114 | 84 | 0 | 4 |
| 26 ans | 304 | 150 | 100 | 46 | 0 | 4 | 154 | 83 | 71 | 0 | 0 |
| 27 ans | 320 | 170 | 115 | 55 | 0 | 0 | 150 | 74 | 72 | 0 | 4 |
| 28 ans | 335 | 159 | 95 | 61 | 1 | 2 | 176 | 78 | 91 | 0 | 7 |
| 29 ans | 361 | 177 | 97 | 76 | 0 | 4 | 184 | 73 | 101 | 1 | 9 |
| 30 ans | 389 | 206 | 114 | 83 | 0 | 9 | 183 | 72 | 106 | 1 | 4 |
| 31 ans | 373 | 206 | 106 | 88 | 1 | 11 | 167 | 63 | 91 | 2 | 11 |
| 32 ans | 386 | 200 | 96 | 96 | 0 | 8 | 186 | 62 | 115 | 0 | 9 |
| 33 ans | 374 | 193 | 88 | 91 | 0 | 14 | 181 | 45 | 128 | 0 | 8 |
| 34 ans | 376 | 199 | 87 | 103 | 1 | 8 | 177 | 39 | 121 | 2 | 15 |
| 35 ans | 408 | 203 | 90 | 99 | 0 | 14 | 205 | 46 | 138 | 4 | 17 |
| 36 ans | 362 | 200 | 78 | 112 | 0 | 10 | 162 | 36 | 111 | 0 | 15 |
| 37 ans | 409 | 204 | 66 | 121 | 1 | 16 | 205 | 40 | 139 | 2 | 24 |

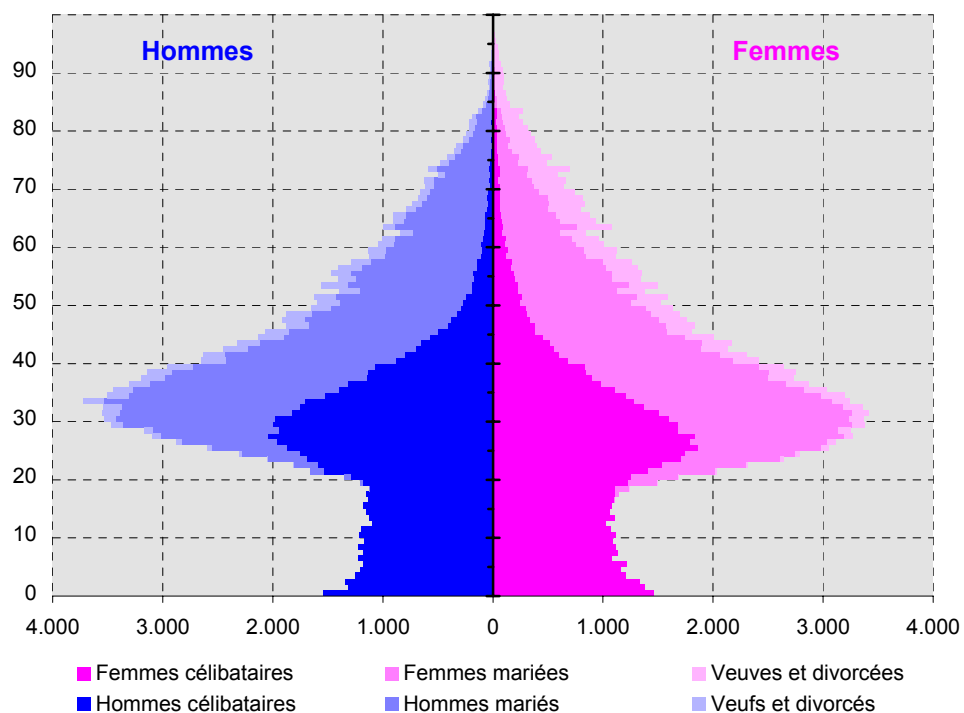
| | Hommes | | | | | | Femmes | | | | |
|--------|--------|-------|--------------------|--------|-------|---------------|--------|--------------------|---------|--------|----------------|
| | Total | Total | Céliba - taires | Mariés | Veufs | Divor- cés | Total | Céliba - taires | Mariées | Veuves | Divor- cées |
| 38 ans | 417 | 232 | 66 | 139 | 0 | 27 | 185 | 28 | 130 | 4 | 23 |
| 39 ans | 367 | 210 | 60 | 135 | 1 | 14 | 157 | 41 | 102 | 3 | 11 |
| 40 ans | 374 | 206 | 51 | 130 | 1 | 24 | 168 | 36 | 105 | 2 | 25 |
| 41 ans | 357 | 217 | 65 | 130 | 0 | 22 | 140 | 23 | 96 | 6 | 15 |
| 42 ans | 355 | 188 | 44 | 113 | 0 | 31 | 167 | 29 | 117 | 5 | 16 |
| 43 ans | 328 | 193 | 47 | 125 | 0 | 21 | 135 | 22 | 96 | 1 | 16 |
| 44 ans | 331 | 209 | 45 | 139 | 1 | 24 | 122 | 22 | 83 | 4 | 13 |
| 45 ans | 335 | 214 | 39 | 142 | 1 | 32 | 121 | 24 | 84 | 2 | 11 |
| 46 ans | 325 | 202 | 46 | 130 | 0 | 26 | 123 | 23 | 80 | 3 | 17 |
| 47 ans | 330 | 219 | 32 | 156 | 2 | 29 | 111 | 17 | 72 | 5 | 17 |
| 48 ans | 281 | 169 | 21 | 114 | 0 | 34 | 112 | 13 | 83 | 6 | 10 |
| 49 ans | 280 | 172 | 24 | 119 | 2 | 27 | 108 | 8 | 84 | 3 | 13 |
| 50 ans | 323 | 192 | 16 | 143 | 4 | 29 | 131 | 13 | 93 | 7 | 18 |
| 51 ans | 287 | 179 | 22 | 125 | 1 | 31 | 108 | 14 | 77 | 6 | 11 |
| 52 ans | 270 | 168 | 14 | 126 | 1 | 27 | 102 | 11 | 75 | 2 | 14 |
| 53 ans | 290 | 168 | 11 | 123 | 6 | 28 | 122 | 19 | 87 | 5 | 11 |
| 54 ans | 284 | 177 | 13 | 141 | 5 | 18 | 107 | 15 | 67 | 12 | 13 |
| 55 ans | 258 | 156 | 17 | 113 | 3 | 23 | 102 | 5 | 70 | 14 | 13 |
| 56 ans | 262 | 169 | 10 | 117 | 4 | 38 | 93 | 7 | 61 | 12 | 13 |
| 57 ans | 265 | 180 | 16 | 131 | 8 | 25 | 85 | 9 | 59 | 9 | 8 |
| 58 ans | 198 | 118 | 5 | 96 | 1 | 16 | 80 | 2 | 63 | 10 | 5 |
| 59 ans | 208 | 124 | 12 | 87 | 7 | 18 | 84 | 4 | 61 | 11 | 8 |
| 60 ans | 178 | 107 | 6 | 84 | 5 | 12 | 71 | 5 | 49 | 11 | 6 |
| 61 ans | 179 | 92 | 6 | 74 | 2 | 10 | 87 | 6 | 53 | 20 | 8 |
| 62 ans | 165 | 96 | 5 | 80 | 3 | 8 | 69 | 4 | 44 | 14 | 7 |
| 63 ans | 180 | 101 | 9 | 72 | 3 | 17 | 79 | 5 | 50 | 20 | 4 |
| 64 ans | 177 | 85 | 3 | 69 | 7 | 6 | 92 | 9 | 53 | 21 | 9 |
| 65 ans | 197 | 99 | 6 | 79 | 8 | 6 | 98 | 6 | 62 | 23 | 7 |
| 66 ans | 162 | 82 | 3 | 64 | 8 | 7 | 80 | 4 | 51 | 21 | 4 |
| 67 ans | 149 | 80 | 2 | 65 | 3 | 10 | 69 | 2 | 41 | 22 | 4 |
| 68 ans | 179 | 90 | 3 | 69 | 4 | 14 | 89 | 6 | 48 | 34 | 1 |
| 69 ans | 146 | 65 | 4 | 52 | 5 | 4 | 81 | 5 | 43 | 29 | 4 |
| 70 ans | 161 | 71 | 1 | 58 | 7 | 5 | 90 | 5 | 46 | 37 | 2 |
| 71 ans | 175 | 87 | 1 | 65 | 11 | 10 | 88 | 6 | 40 | 40 | 2 |
| 72 ans | 153 | 69 | 6 | 51 | 7 | 5 | 84 | 10 | 28 | 42 | 4 |
| 73 ans | 166 | 83 | 6 | 69 | 5 | 3 | 83 | 4 | 39 | 37 | 3 |
| 74 ans | 181 | 92 | 5 | 72 | 12 | 3 | 89 | 6 | 37 | 44 | 2 |
| 75 ans | 141 | 79 | 7 | 59 | 6 | 7 | 62 | 4 | 25 | 28 | 5 |
| 76 ans | 149 | 70 | 3 | 57 | 6 | 4 | 79 | 4 | 29 | 44 | 2 |
| 77 ans | 138 | 57 | 1 | 34 | 18 | 4 | 81 | 5 | 21 | 54 | 1 |
| 78 ans | 127 | 57 | 5 | 39 | 11 | 2 | 70 | 7 | 19 | 44 | 0 |
| 79 ans | 122 | 58 | 6 | 44 | 8 | 0 | 64 | 4 | 18 | 42 | 0 |
| 80 ans | 127 | 61 | 5 | 39 | 13 | 4 | 66 | 9 | 17 | 35 | 5 |
| 81 ans | 101 | 38 | 3 | 22 | 12 | 1 | 63 | 2 | 15 | 45 | 1 |
| 82 ans | 73 | 31 | 2 | 22 | 7 | 0 | 42 | 3 | 10 | 28 | 1 |
| 83 ans | 75 | 27 | 0 | 17 | 9 | 1 | 48 | 5 | 10 | 31 | 2 |
| 84 ans | 43 | 17 | 1 | 8 | 7 | 1 | 26 | 5 | 1 | 19 | 1 |
| 85 ans | 26 | 7 | 0 | 4 | 1 | 2 | 19 | 5 | 1 | 13 | 0 |
| 86 ans | 24 | 5 | 0 | 4 | 1 | 0 | 19 | 9 | 1 | 9 | 0 |
| 87 ans | 20 | 5 | 0 | 4 | 1 | 0 | 15 | 1 | 4 | 9 | 1 |
| 88 ans | 31 | 6 | 0 | 5 | 1 | 0 | 25 | 2 | 2 | 21 | 0 |
| 89 ans | 24 | 5 | 2 | 1 | 2 | 0 | 19 | 2 | 1 | 15 | 1 |
| 90 ans | 26 | 5 | 0 | 2 | 3 | 0 | 21 | 1 | 0 | 19 | 1 |
| 91 ans | 8 | 3 | 0 | 1 | 2 | 0 | 5 | 0 | 0 | 5 | 0 |
| 92 ans | 12 | 2 | 0 | 2 | 0 | 0 | 10 | 1 | 0 | 9 | 0 |
| 93 ans | 7 | 1 | 0 | 0 | 1 | 0 | 6 | 1 | 0 | 5 | 0 |
| 94 ans | 4 | 1 | 0 | 0 | 1 | 0 | 3 | 0 | 0 | 3 | 0 |
| 95 ans | 3 | 0 | 0 | 0 | 0 | 0 | 3 | 1 | 1 | 1 | 0 |
| 96 ans | 3 | 0 | 0 | 0 | 0 | 0 | 3 | 2 | 0 | 0 | 1 |
| 97 ans | 0 | 0 | 0 | 0 | 0 | 0 | 0 | 0 | 0 | 0 | 0 |
| 98 ans | 0 | 0 | 0 | 0 | 0 | 0 | 0 | 0 | 0 | 0 | 0 |
| 99 ans | 2 | 0 | 0 | 0 | 0 | 0 | 2 | 1 | 0 | 1 | 0 |

Population au 1.1.2004

Pyramides des âges par état civil - Population étrangère Belgique

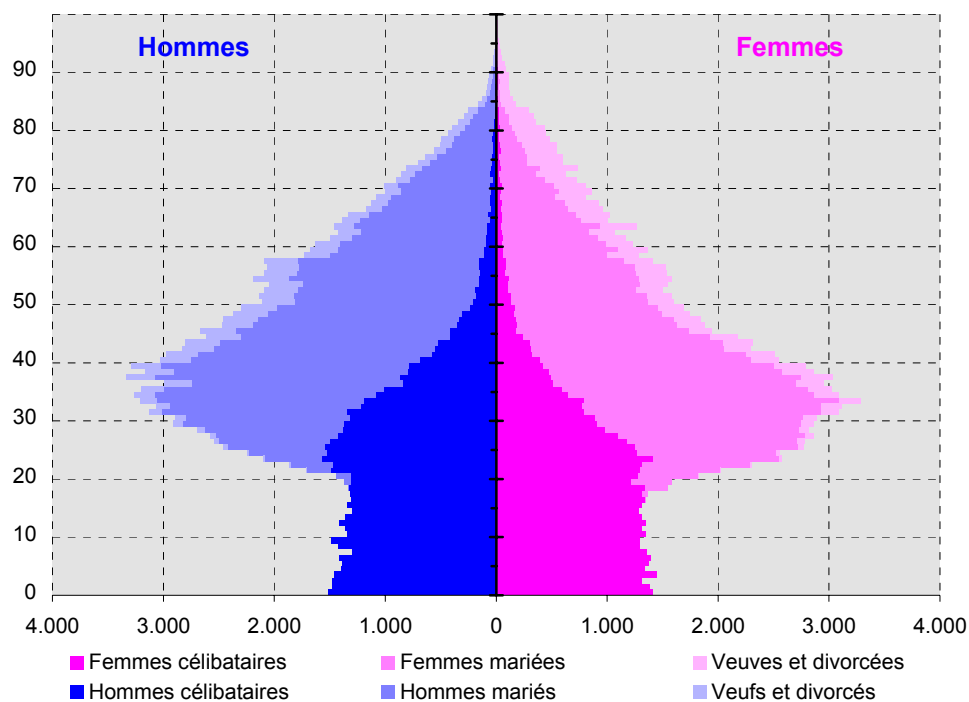


Région de Bruxelles-Capitale

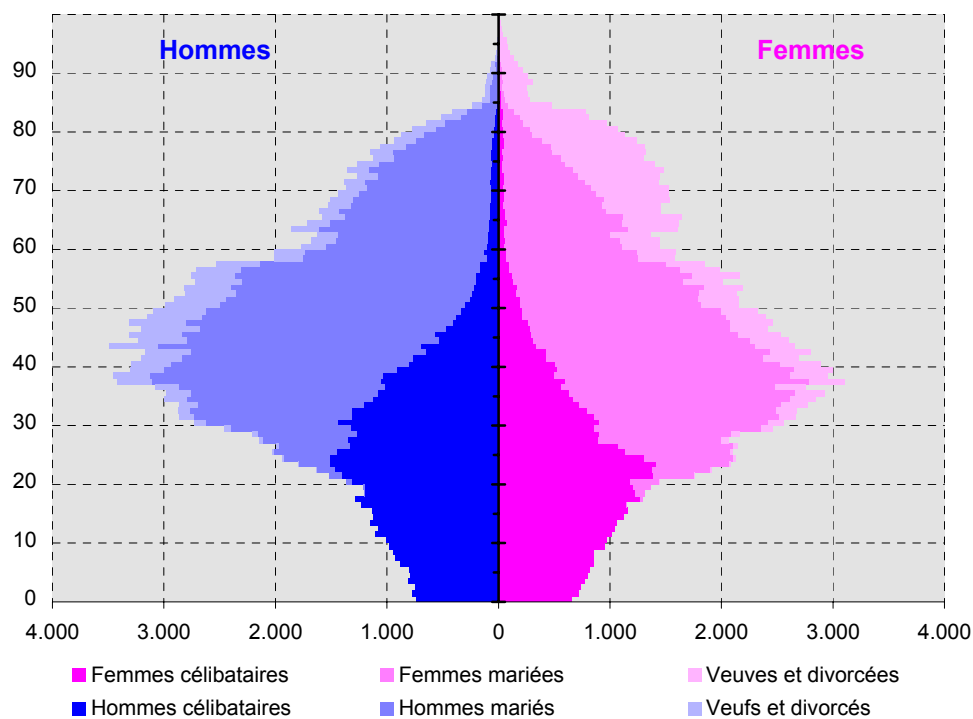


Pyramides des âges par état civil - Population étrangère - suite

Région flamande



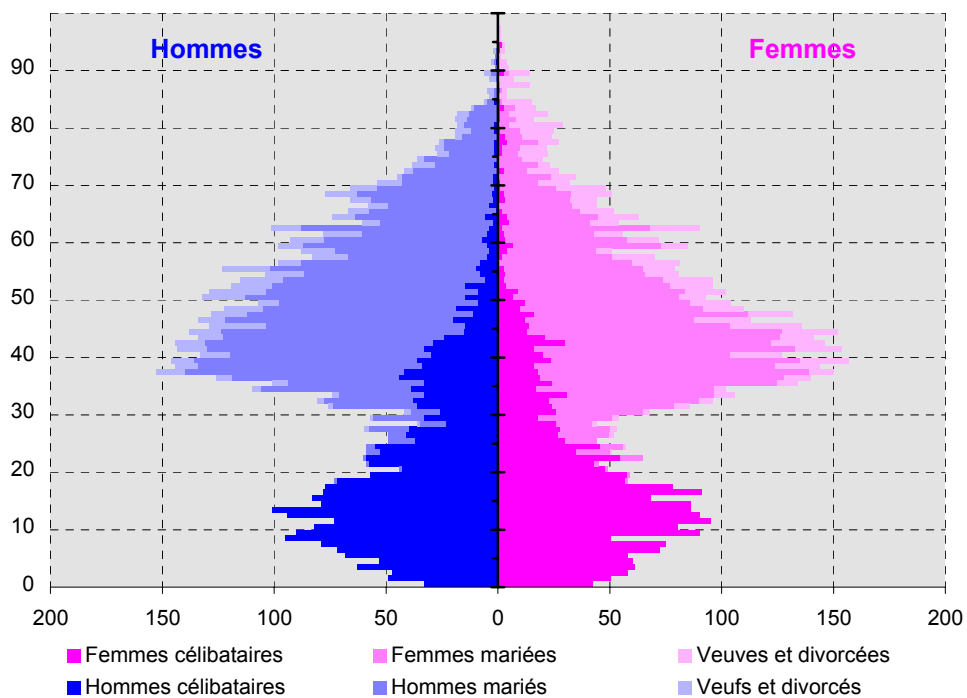
Région wallonne



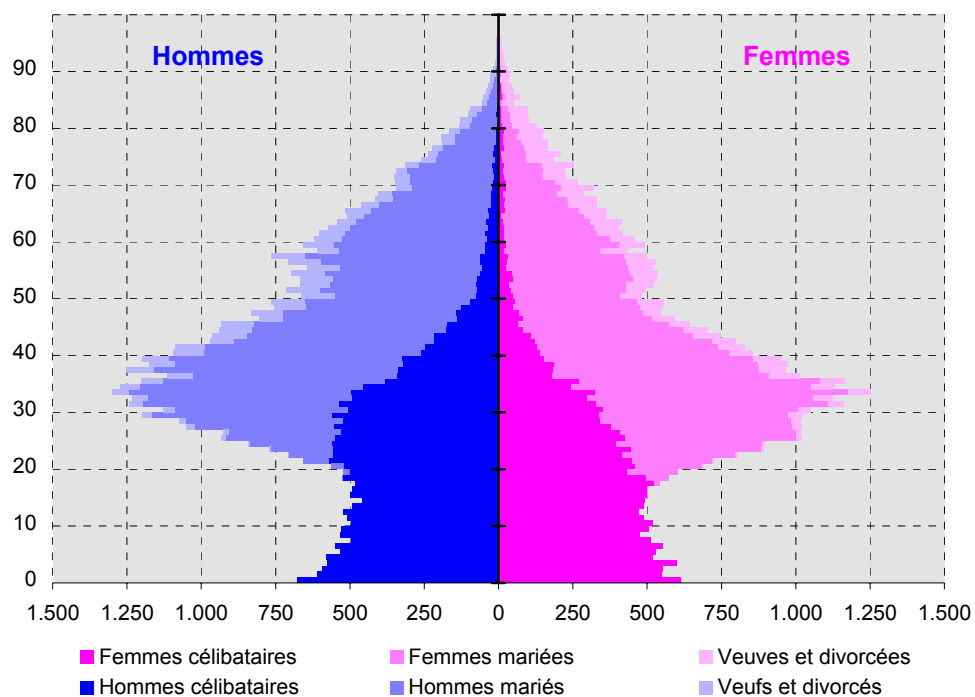
Population au 1.1.2004

Pyramides des âges par état civil - Population étrangère - suite

Communauté germanophone

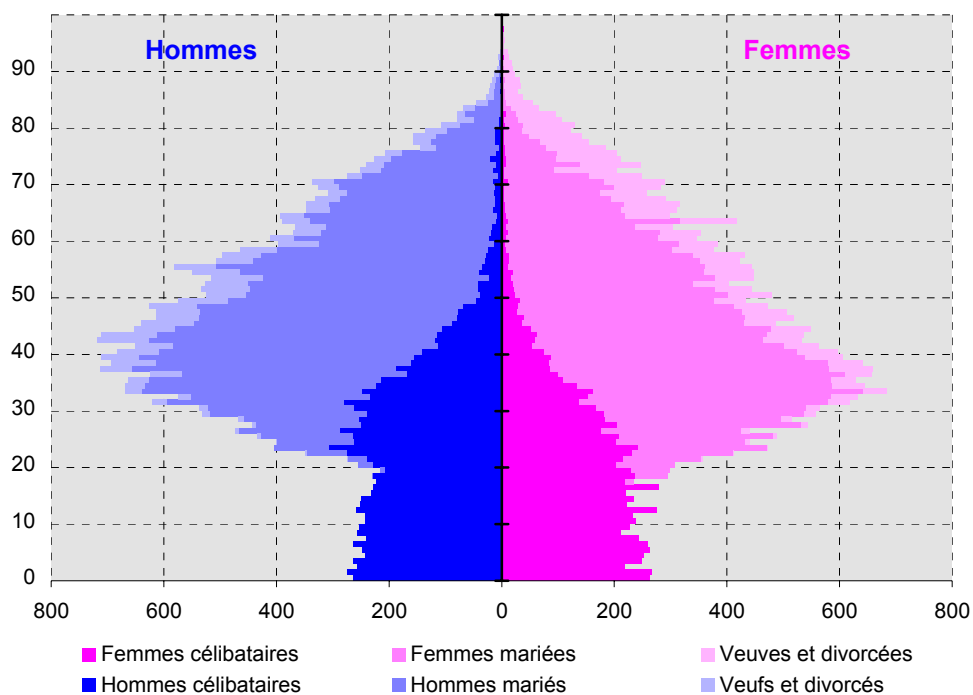


Province d'Anvers

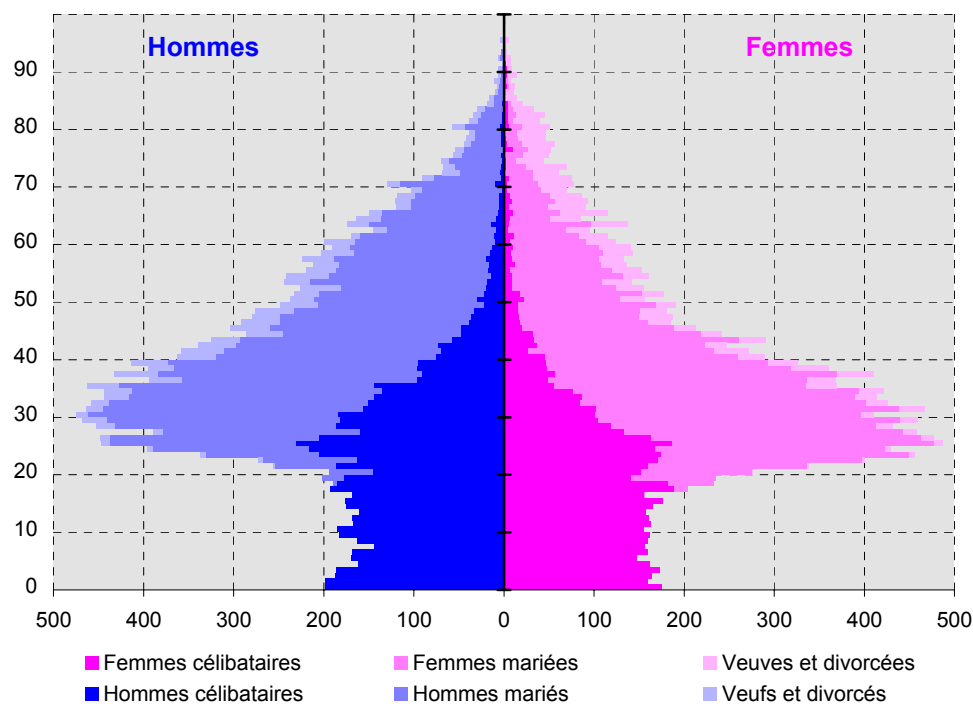


Pyramides des âges par état civil - Population étrangère - suite

Province de Limbourg



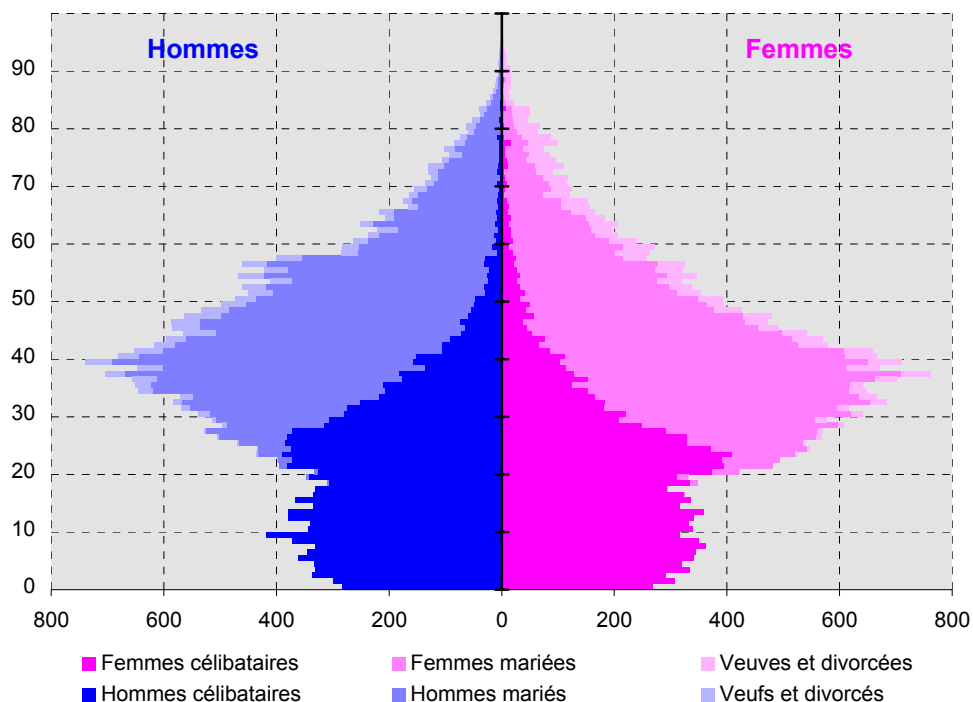
Province de Flandre orientale



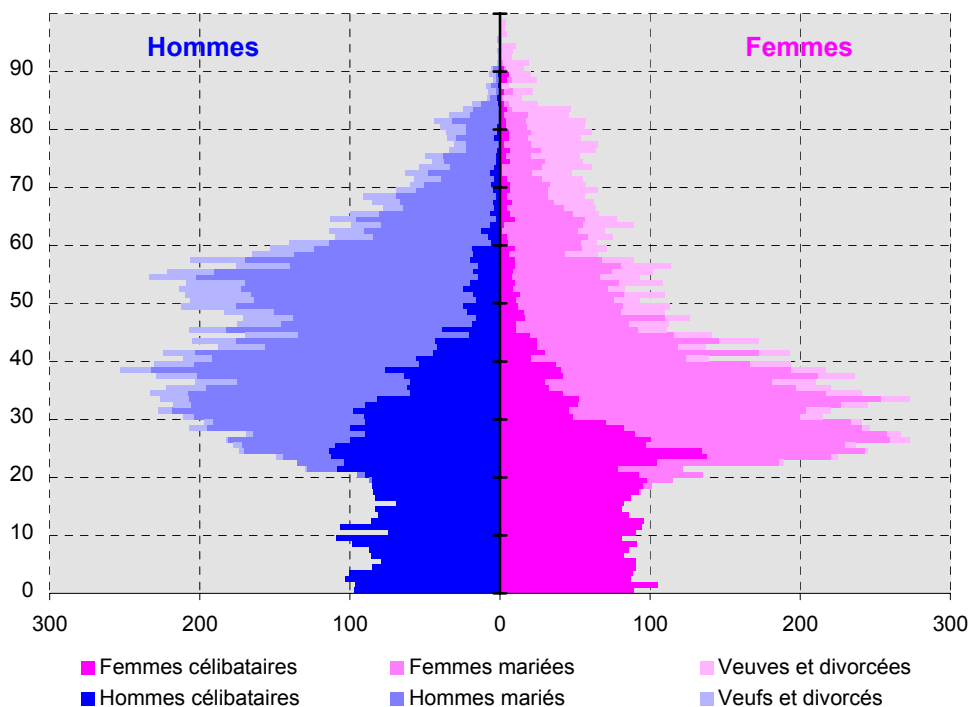
Population au 1.1.2004

Pyramides des âges par état civil - Population étrangère - suite

Province de Brabant flamand

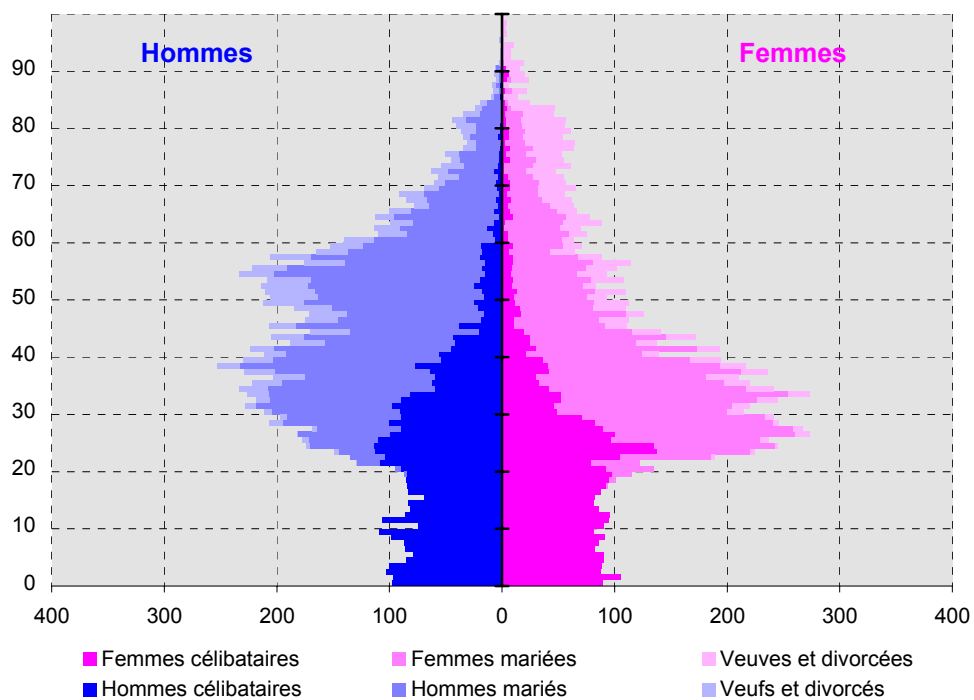


Province de Flandre occidentale

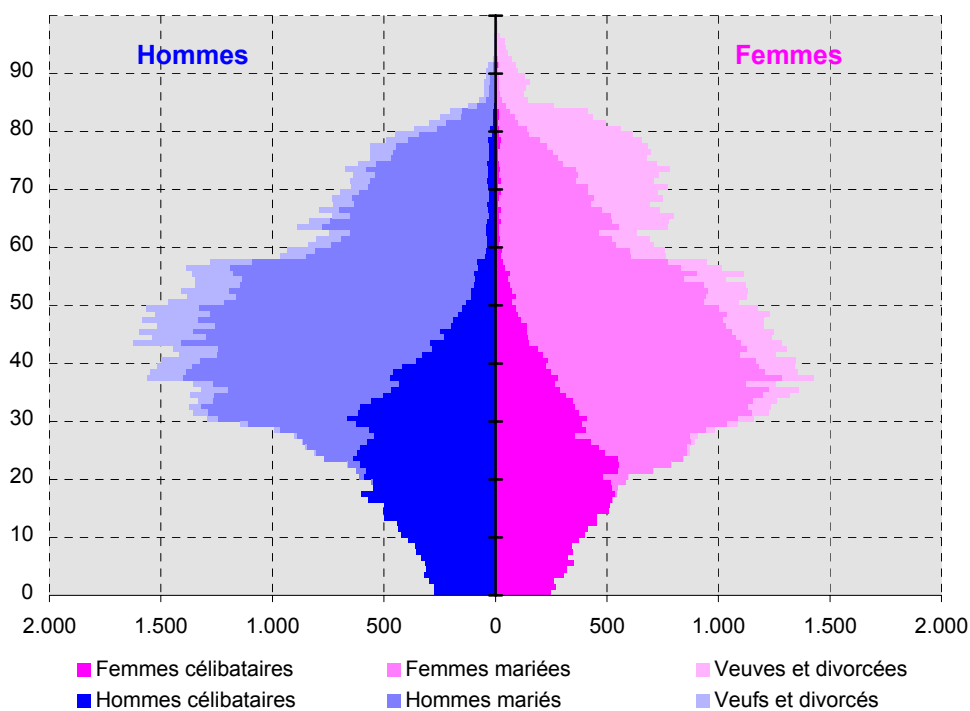


Pyramides des âges par état civil - Population étrangère - suite

Province de Brabant wallon



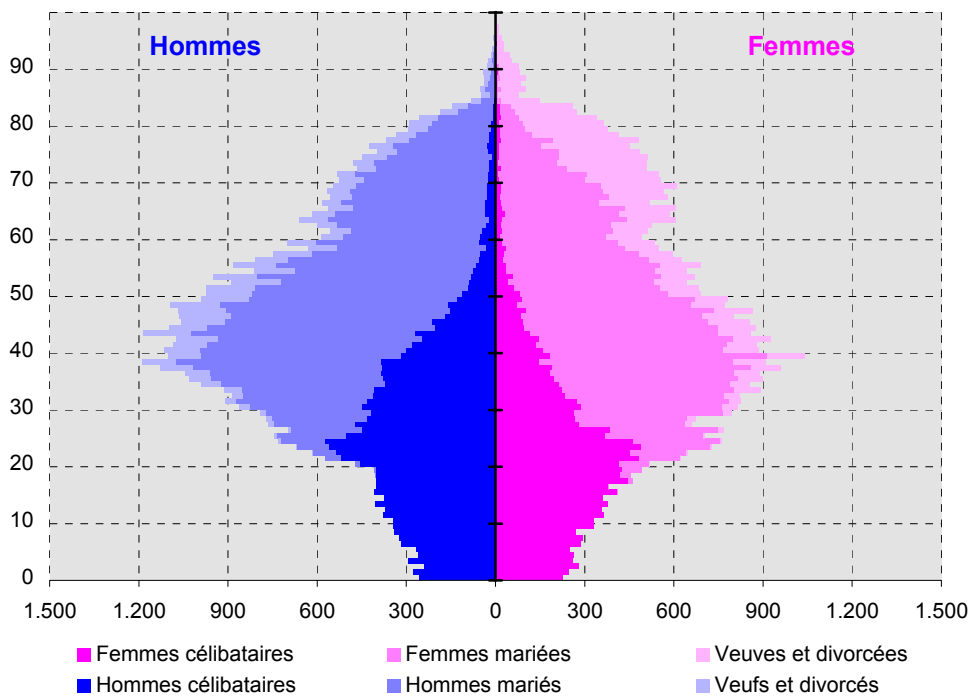
Province de Hainaut



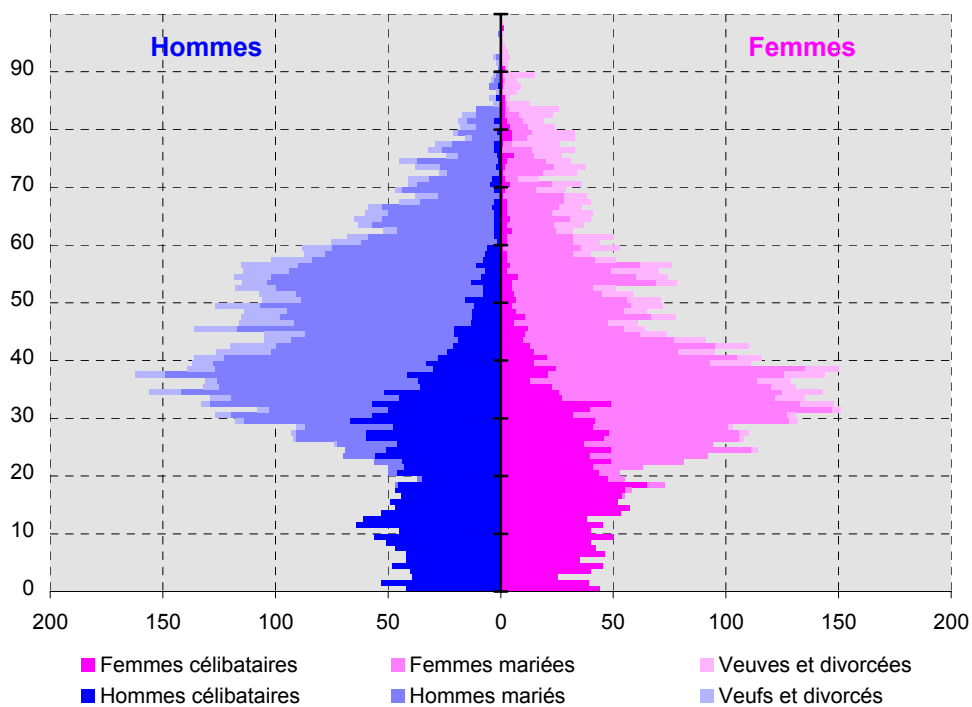
Population au 1.1.2004

Pyramides des âges par état civil - Population étrangère - suite

Province de Liège

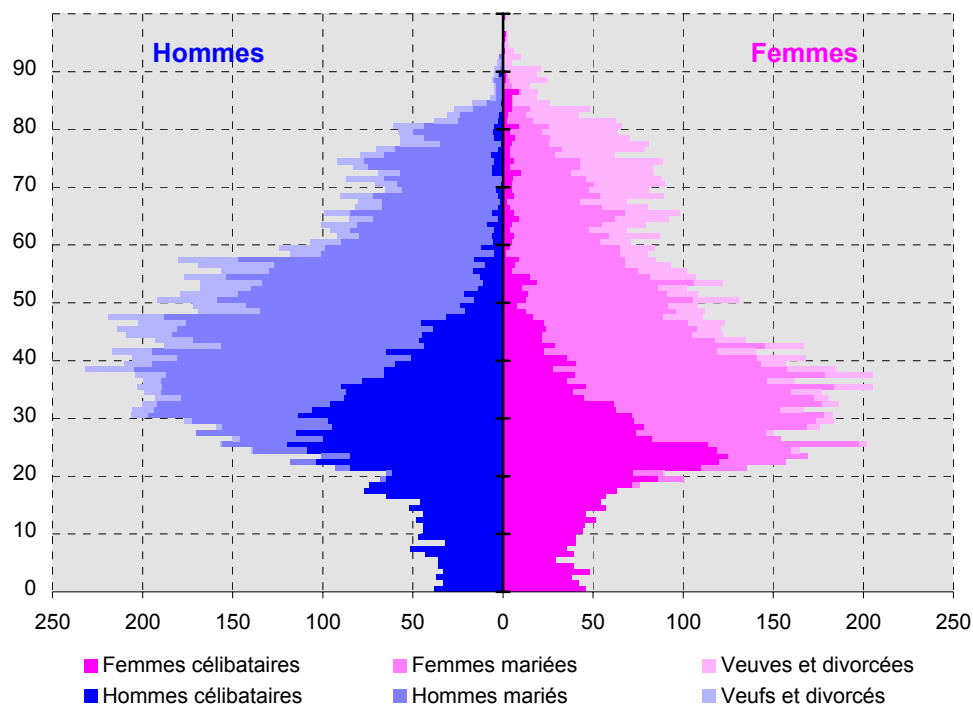


Province de Luxembourg



Pyramides des âges par état civil - Population étrangère - suite et fin

Province de Namur



Informations

Où trouver l'information statistique ?

Dans cinq grandes villes du pays, nous mettons à la disposition du public :

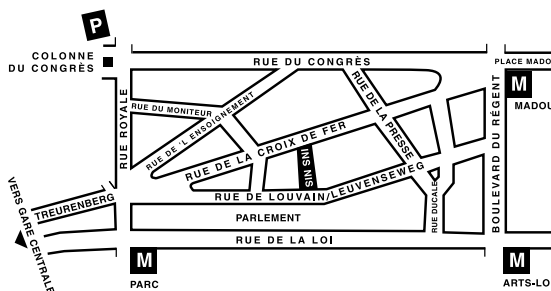
- ◇ Des annuaires et des publications spécialisées ainsi qu'une sélection de disquettes et de cédéroms.
- ◇ Une salle de lecture où il est possible de consulter nos publications, ainsi que celles d'autres ministères ou d'institutions belges et internationales.

Toutes nos bibliothèques sont accessibles les jours ouvrables de 9h à 12h et de 13h à 16h.

Bruxelles

Rue de Louvain 44, B-1000 Bruxelles
tél. 02/548.63.65 – 02/548.63.66 fax 02/548.63.67

Train (B) : Gare Centrale ou Congrès
Métro (M) : ligne 1A et 1B, station Parc ou Arts-Loi
ligne 2, station Arts-Loi ou Madou
Tram-Bus : 92, 93, 94 arrêt Parc
65, 66 arrêt Presse
29, 63 arrêt Congrès
Parking (P) : Cité administrative (payant)



Anvers

Italiëlei 124 - bus 85, B-2000 Antwerpen
tél. 03/229.07.00 fax 03/233.28.30

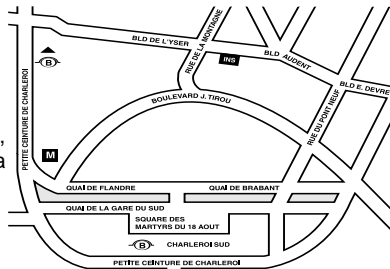
Train (B) : Centraal Station
Métro (M) : arrêt Opera
Tram-Bus : accès facile (Fr. Rooseveltplaats)



Charleroi

Tour Biarent, Bd Audent 14/5, 6000 Charleroi
tél. 071/27.44.14 fax 071/27.44.19
e-mail : info.charleroi@statbel.mineco.fgov.be

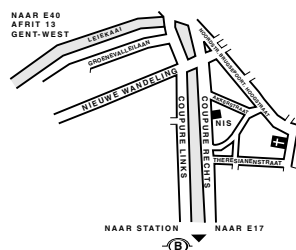
Train (B) : Charleroi Sud, 20 min depuis la gare (Place Buisset, Rue du Collège, place Charles II, bd Tirou, rue de la Montagne)
Bus : arrêt Tirou
Autoroute : petite ceinture de Charleroi - sortie Gare du Sud
Parking (P) : payant face à l'INS



Gand

Coupure rechts 620, B-9000 Gent
tél. 09/267.27.00 fax 09/267.27.29

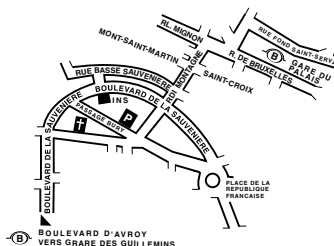
Train (B) : Gent St. Pieters
Tram-Bus : 40, 43 arrêt Thersianenstraat
Autoroute : accès aisé par autoroute E40 (sortie N° 13 - Gent - West/Drongen)
Parking (P) : au long de la "Coupure Rechts"



Liège

Bd de la Sauvenière 73-75, B-4020 Liège
tél. 04/223.84.11 fax 04/222.49.94

Train (B) : Gare des Guillemins ou Gare du Palais
Tram-Bus : (Guillemins) 1 et 4 arrêt Sauvenière
Parking (P) : Neujean (à 20 m - même trottoir)
Mercure (en face)



Nous diffusons de nombreux produits qui donnent une image chiffrée de la réalité socio-économique belge. Ces produits, repris dans notre catalogue, sont disponibles auprès de nos centres régionaux ou auprès de notre service de Documentation - vente de Bruxelles. Notre catalogue vous sera envoyé sur simple demande. (voir adresses ci-contre).

Vous trouverez également un extrait de nos données, ainsi que la liste de nos publications sur notre site Internet : <http://statbel.fgov.be>

Population : autres publications

Perspectives de la population 2000-2050

Cette publication est le fruit d'une collaboration étroite entre l'I.N.S., le Bureau du Plan et plusieurs experts. Ces résultats, indispensables aux prises de décisions économiques et sociales, se basent sur des hypothèses élaborées concernant la natalité, la mortalité ou les migrations entre les arrondissements et avec l'étranger. Les données de départ sont les observations faites jusqu'au 1er janvier 2000 ainsi que les décisions politiques les plus récentes en matière de naturalisation et de régularisation. Plusieurs équipes spécialisées ont contribué à la validation des hypothèses d'évolution.

Ces perspectives de population 2000-2050 informent sur l'évolution globale du pays quant au nombre d'habitants par sexe et âge, sur la fécondité ou le vieillissement de la population, mais également sur les spécificités de l'évolution de chaque arrondissement.

Ménages et noyaux familiaux

Les tableaux, graphiques et cartogrammes contenus dans cette brochure livrent une large vue d'ensemble sur les ménages privés et les noyaux familiaux jusqu'au niveau communal. Ils vous permettent de connaître leurs répartitions suivant le nombre de personne composant le ménage ainsi que le nombre de personnes à charge selon l'âge des enfants. Un tableau vous permet également de connaître en détail la composition exacte des familles.

Quelques autres publications

Publications générales

Annuaire de statistiques régionales
Bulletin de statistique - *Mensuelle*

Territoire et environnement

Statistique de l'occupation du sol (disquette) –
Annuelle
Aperçu Environnement - *Annuelle*

Société

Causes de décès - *Annuelle*
Accidents de la circulation - *Annuelle*
Statistique fiscale des revenus – *Annuelle*

Économie et finances

Ventes de biens immobiliers - *Annuelle*

Agriculture

Recensement agricole et horticole
au 15 mai - *Annuelle*

Industrie

Production industrielle et construction -
Mensuelle

Commerce, services et transports

Commerce intérieur – *Annuelle*
Statistiques mensuelles du transport

Autres informations disponibles (population)

Autres informations disponibles

Liste des tableaux sur la population établis à partir du Registre national des personnes physiques au 1^{er} janvier

Les tableaux repris dans cette liste peuvent être obtenus rapidement auprès de l'Institut national de Statistique. Ils sont disponibles sur papier, disquette, cédérom. Les fichiers dont la taille est inférieure à 1,5 Mo peuvent être envoyés par courriel.

Notice explicative

Entités administratives pour lesquelles les tableaux sont établis

Les tableaux sont le plus souvent disponibles pour tous les niveaux administratifs à savoir :

- ◆ Belgique ;
- ◆ régions;
- ◆ provinces;
- ◆ arrondissements administratifs;
- ◆ communes;
- ◆ anciennes communes;
- ◆ secteurs statistiques.

Toutefois, en raison de leur niveau de détail trop important, certains tableaux ne sont préétablis que pour des entités géographiques plus larges que l'ancienne commune ou le secteur statistique.

Place occupée par les tableaux imprimés ou volume correspondant (*forme électronique*)

Le nombre de pages occupé par les tableaux est indiqué dans la dernière colonne de la liste qui suit. Il faut multiplier le nombre de pages par un facteur 8 pour obtenir le volume approximatif en kilooctets.

Notes pour la lecture des tableaux

Les naissances sont celles des personnes dont la mère réside dans la commune.

Les décès sont ceux des personnes résidant dans la commune.

La colonne « Interne-entrées » dénombre les inscriptions dans la commune de personnes provenant d'une autre commune belge.

La colonne « Interne- sorties » dénombre les radiations de la commune de personnes parties résider dans une autre commune belge.

La colonne « Externe-entrées » dénombre les inscriptions dans la commune de personnes provenant de l'étranger.

La colonne « Externes_ sorties » dénombre les radiations de personnes parties résider à l'étranger.

Ajustements

Les réinscrits ayant été rayés sont les personnes qui ont été rayées d'office l'année précédente et qui ont été inscrites dans une autre commune (la plupart des cas) ou dans la même commune (plus rarement).

Autres informations disponibles (population)

La population rayée d'office est constituée des personnes rayées des registres après constat de leur disparition.

L'ajustement statistique est le solde d'opérations de l'année précédente qui n'avaient pas encore été comptabilisées par le Registre national au moment où il a transmis le fichier du mouvement de cette année-là à l'INS. Les chiffres mentionnés dans la colonne « accroissement total » ne correspondent pas à la différence entre le chiffre de la population au 31 décembre et celui au 1^{er} janvier de l'année en cours car cette différence tient compte de l'ajustement statistique.

Le changement de registre concerne les personnes qui étaient déjà présentes en Belgique mais qui n'étaient pas reprises dans le Registre de la population. Il n'est donc pas question d'un mouvement naturel ou d'une immigration.

Traitement du Registre national au 1.1.2003

Tableaux généraux

00.0x et 00.1x Données démographiques

Sauf mention différente, les tableaux 00.xx présentent des données pour toutes les communes, arrondissements, provinces, régions (et Communauté germanophone) et pour la Belgique.

Population belge et étrangère par sexe (17 pages - Réf. : 00.01)

Population ayant changé de registre durant l'année précédente (2 pages - Données pour tous arrondissements, provinces, régions (et Communauté germanophone) et pour la Belgique.- Réf. : 00.01 A)

Population par sexe et état civil

Population belge et population étrangère (17 pages - Réf. : 00.03 A)

Population étrangère (17 pages - Réf. : 00.03 B)

Population par sexe, groupe et classe d'âges (2 folios)

Population belge et population étrangère

Population masculine et population féminine (34 pages - Réf. : 00.04 A T)

Population masculine (34 pages - Réf. : 00.04 A M)

Population féminine (34 pages - Réf. : 00.04 A F)

Population étrangère

Population masculine et population féminine (34 pages - Réf. : 00.04 B T)

Population masculine (34 pages - Réf. : 00.04 B M)

Population féminine (34 pages - Réf. : 00.04 B F)

Population belge

Population masculine et population féminine (34 pages - Réf. : 00.04 C T)

Population masculine (34 pages - Réf. : 00.04 C M)

Population féminine (34 pages - Réf. : 00.04 C F)

Population étrangère par sexe et classe d'âges selon les principales nationalités (9 folios)

Population masculine et population féminine (153 pages - Réf. : 00.05 A T)

Population masculine (153 pages - Réf. : 00.05 A M)

Population féminine (153 pages - Réf. : 00.05 A F)

Population par sexe selon les principales nationalités (4 folios)

Population masculine et population féminine (68 pages - Réf. : 00.05 G T)

Population masculine (68 pages - Réf. : 00.05 G M)

Population féminine (68 pages - Réf. : 00.05 G F)

Population par sexe selon le lien de parenté avec la personne de référence du ménage et le type de ménage

Population belge et population étrangère

Population masculine et population féminine (17 pages - Réf. : 00.06 A T)

Population masculine (17 pages - Réf. : 00.06 A M)

Population féminine (17 pages - Réf. : 00.06 A F)

Population étrangère

Population masculine et population féminine (17 pages - Réf. : 00.06 B T)

Population masculine (17 pages - Réf. : 00.06 B M)

Population féminine (17 pages - Réf. : 00.06 B F)

Ménages privés selon la taille du ménage - ménages collectifs

Tous les ménages privés et collectifs (17 pages - Réf. : 00.07 A)

Ménages privés dont la personne de référence est étrangère (17 pages - Réf. : 00.07 B)

Autres informations disponibles (population)

Noyaux familiaux selon le nombre d'enfants

- Tous les noyaux familiaux (17 pages – Réf. : 00.08 A)
- Noyaux avec enfant(s) de moins de 3 ans (17 pages – Réf. : 00.08 B)
- Noyaux avec enfant(s) de moins de 6 ans (17 pages – Réf. : 00.08 C)
- Noyaux avec enfant(s) de moins de 12 ans (17 pages – Réf. : 00.08 D)
- Noyaux avec enfant(s) de moins de 18 ans (17 pages – Réf. : 00.08 E)
- Noyaux avec enfant(s) de moins de 21 ans (17 pages – Réf. : 00.08 F)
- Noyaux avec enfant(s) de moins de 25 ans (17 pages – Réf. : 00.08 G)

Personnes de référence des ménages privés par sexe, catégorie d'âges et état civil (17 pages - Réf. : 00.13)

Ménages privés

- Ménages privés par type de ménage (17 pages – Réf. : 00.14 A)
- Ménages privés par type de ménage (détail) (34 pages – Réf. : 00.14 B)

00.8x Mouvement de la population

Les tableaux 00.8x présentent des données pour toutes les communes, arrondissements, provinces, régions (et Communauté germanophone) et pour la Belgique.

Population belge et étrangère habitant depuis plus d'un an dans la même commune, par sexe

(17 pages - Réf. : 00.80 A)

Population belge et étrangère habitant depuis plus d'un an à la même adresse, par sexe

(17 pages - Réf. : 00.80 B)

Population belge et étrangère habitant depuis 10 ans à la même adresse, par sexe (17 pages - Réf. : 00.80 C)

Mouvement annuel de la population (2 folios)

Population belge et étrangère, par sexe

- Population masculine et population féminine (34 pages - Réf. : 00.83 A T)
- Population masculine (34 pages - Réf. : 00.83 A M)
- Population féminine (34 pages - Réf. : 00.83 A F)

Population étrangère, par sexe

- Population masculine et population féminine (34 pages - Réf. : 00.83 B T)
- Population masculine (34 pages - Réf. : 00.83 B M)
- Population féminine (34 pages - Réf. : 00.83 B F)

Population belge, par sexe

- Population masculine et population féminine (34 pages - Réf. : 00.83 C T)
- Population masculine (34 pages - Réf. : 00.83 C M)
- Population féminine (34 pages - Réf. : 00.83 C F)

Migrations internes par groupe d'âges

- Population masculine et population féminine (17 pages - Réf. : 00.84 A T)
- Population masculine (17 pages - Réf. : 00.84 A M)
- Population féminine (17 pages - Réf. : 00.84 A F)

Migrations internes par groupe et classe d'âges (4 folios)

- Population masculine et population féminine (68 pages - Réf. : 00.84 B T)
- Population masculine (68 pages - Réf. : 00.84 B M)
- Population féminine (68 pages - Réf. : 00.84 B F)

Migrations externes par groupe et classe d'âges (4 folios)

- Population masculine et population féminine (68 pages - Réf. : 00.84 C T)
- Population masculine (68 pages - Réf. : 00.84 C M)
- Population féminine (68 pages - Réf. : 00.84 C F)

Migrations internes par sexe et nationalité (Belge, CEE, autres nationalités) (17 pages - Réf. : 00.85)

Migrations par lieu de provenance (17 pages - Réf. : 00.86)

Entrées par commune, groupe de lieux d'origine et groupe d'âges (17 pages - Réf. : 00.87 folio 1)

Sorties par commune, groupe de lieux de destination et groupe d'âges (17 pages - Réf. : 00.87 folio 2)

Entrées, sorties et bilan migratoire par commune, sexe et groupe de nationalités (34 pages - Réf. : 00.89)

01.xx Population belge et population étrangère

Les tableaux 01.xx présentent des données pour une entité administrative (commune, arrondissement, province, région, Communauté germanophone ou pour la Belgique).

Population par âge, sexe et état civil

- Population belge et étrangère (3 pages - Réf. : 01.01 A)
- Population étrangère (3 pages - Réf. : 01.01 B)
- Population belge (3 pages - Réf. : 01.01 C)

Autres informations disponibles (population)

Population par sexe, état civil, groupe et classe d'âges selon le lien de parenté avec la personne de référence du ménage (2 folios)

Population masculine et population féminine (6 pages - Réf. : 01.02 A T)
Population masculine (6 pages - Réf. : 01.02 A M)
Population féminine (6 pages - Réf. : 01.02 A F)

02.xx Population étrangère

Les tableaux 02.xx présentent des données pour une entité administrative (commune, arrondissement, province, région, Communauté germanophone ou pour la Belgique).

Population étrangère par sexe, groupe et classe d'âges selon le lien de parenté avec la personne de référence du ménage et l'état civil (2 folios)

Population masculine et population féminine (6 pages - Réf. : 02.01 A T)
Population masculine (6 pages - Réf. : 02.01 A M)
Population féminine (6 pages - Réf. : 02.01 A F)

Population par sexe, groupe et classe d'âges selon les principales nationalités (2 folios)

Population masculine et population féminine (6 pages - Réf. : 02.01 G T)
Population masculine (6 pages - Réf. : 02.01 G M)
Population féminine (6 pages - Réf. : 02.01 G F)

Population par sexe, groupe et classe d'âges selon les nationalités (2 folios)

Population masculine et population féminine (14 pages - Réf. : 02.01 H T)
Population masculine (14 pages - Réf. : 02.01 H M)
Population féminine (14 pages - Réf. : 02.01 H F)

Population par sexe et état civil selon les principales nationalités (3 pages - Réf. : 02.02 A)

8x.xx Migrations

Les tableaux 8x.xx présentent des données pour une seule entité administrative depuis la Belgique jusqu'au niveau spécifié.

Migrations extérieures par sexe et pays de nationalité (34 pages - Réf. : 83.01 – jusqu'au niveau régional)

Immigrations extérieures par groupe d'âges et pays de nationalité (2 pages - Réf. : 83.02 A – Belgique)

Émigrations extérieures par groupe d'âges et pays de nationalité (2 pages - Réf. : 83.02 B – Belgique)

Immigrations par sexe, âge à la migration et niveau de la migration

(8 pages - Réf. : 83.04 A – jusqu'au niveau régional)

Émigrations par sexe, âge à la migration et niveau de la migration

(8 pages - Réf. : 83.04 B – jusqu'au niveau régional)

Migrations internes entre arrondissements - Population belge et étrangère

Population masculine et population féminine (12 pages - Réf. : 85.01 A T – jusqu'au niveau arrondissement)
Population masculine (12 pages - Réf. : 85.01 A M – jusqu'au niveau arrondissement)
Population féminine (12 pages - Réf. : 85.01 A F – jusqu'au niveau arrondissement)

Migrations internes entre arrondissements - Population étrangère

Population masculine et population féminine (12 pages - Réf. : 85.01 B T – jusqu'au niveau arrondissement)
Population masculine (12 pages - Réf. : 85.01 B M – jusqu'au niveau arrondissement)
Population féminine (12 pages - Réf. : 85.01 B F – jusqu'au niveau arrondissement)

Immigrations par sexe, état civil et groupe d'âge (1 page - Réf. : 86.01 A – jusqu'au niveau arrondissement)

Émigrations par sexe, état civil et groupe d'âge (1 page - Réf. : 86.01 B – jusqu'au niveau arrondissement)

Autres informations disponibles (population)

Traitement du Registre national au 1.1.2003

30.xx Secteurs statistiques (ou quartiers)

Les tableaux 30.xx présentent des données pour tous les secteurs statistiques d'une commune, leur longueur varie donc en fonction du nombre de secteurs nécessaire à couvrir une commune

Population belge et étrangère par sexe (De 1 à 8 pages - Réf. : 30.01)

Population par sexe et état civil

Population belge et population étrangère (De 1 à 8 pages - Réf. : 30.03 A)

Population étrangère (De 1 à 8 pages - Réf. : 30.03 B)

Population par sexe, groupe et classe d'âges (2 folios)

Population belge et population étrangère

Population masculine et population féminine (De 2 à 16 pages - Réf. : 30.04 A T)

Population masculine (De 2 à 16 pages - Réf. : 30.04 A M)

Population féminine (De 2 à 16 pages - Réf. : 30.04 A F)

Population étrangère

Population masculine et population féminine (De 2 à 16 pages - Réf. : 30.04 B T)

Population masculine (De 2 à 16 pages - Réf. : 30.04 B M)

Population féminine (De 2 à 16 pages - Réf. : 30.04 B F)

Population belge

Population masculine et population féminine (De 2 à 16 pages - Réf. : 30.04 C T)

Population masculine (De 2 à 16 pages - Réf. : 30.04 C M)

Population féminine (De 2 à 16 pages - Réf. : 30.04 C F)

Population par sexe selon les principales nationalités (4 folios)

Population masculine et population féminine (De 4 à 32 pages - Réf. : 30.05 G T)

Population masculine (De 4 à 32 pages - Réf. : 30.05 G M)

Population féminine (De 4 à 32 pages - Réf. : 30.05 G F)

Ménages privés selon la taille du ménage - ménages collectifs (De 1 à 8 pages - Réf. : 30.07 A)

Noyaux familiaux selon le nombre d'enfants

Tous les noyaux familiaux (De 1 à 8 pages - Réf. : 30.08 A)

Noyaux avec enfant(s) de moins de 3 ans (De 1 à 8 pages - Réf. : 30.08 B)

Noyaux avec enfant(s) de moins de 6 ans (De 1 à 8 pages - Réf. : 30.08 C)

Noyaux avec enfant(s) de moins de 12 ans (De 1 à 8 pages - Réf. : 30.08 D)

Noyaux avec enfant(s) de moins de 18 ans (De 1 à 8 pages - Réf. : 30.08 E)

Noyaux avec enfant(s) de moins de 21 ans (De 1 à 8 pages - Réf. : 30.08 F)

Noyaux avec enfant(s) de moins de 25 ans (De 1 à 8 pages - Réf. : 30.08 G)

Personnes de référence des ménages privés par sexe, catégorie d'âges et état civil (De 1 à 8 pages - Réf. : 30.13)

Ménages privés par type de ménage (De 1 à 8 pages - Réf. : 30.14 A)

70.xx Anciennes communes

Les tableaux 70.xx présentent des données pour toutes les anciennes communes qui composaient une commune actuelle (fusions des communes effectives au 1.1.1977 ou au 1.1.1983)

Population belge et étrangère par sexe (1 page - Réf. : 70.01)

Population par sexe et état civil

Population belge et population étrangère (1 page - Réf. : 70.03 A)

Population étrangère (1 page - Réf. : 70.03 B)

Population par sexe, groupe et classe d'âges (2 folios)

Population belge et population étrangère

Population masculine et population féminine (2 pages - Réf. : 70.04 A T)

Population masculine (2 pages - Réf. : 70.04 A M)

Population féminine (2 pages - Réf. : 70.04 A F)

Population étrangère

Population masculine et population féminine (2 pages - Réf. : 70.04 B T)

Population masculine (2 pages - Réf. : 70.04 B M)

Population féminine (2 pages - Réf. : 70.04 B F)

Population belge

Population masculine et population féminine (2 pages - Réf. : 70.04 C T)

Population masculine (2 pages - Réf. : 70.04 C M)

Population féminine (2 pages - Réf. : 70.04 C F)

Population par sexe selon les principales nationalités (4 folios)

Population masculine et population féminine (4 pages - Réf. : 70.05 G T)

Autres informations disponibles (population)

Population masculine (4 pages - Réf. : 70.05 G M)

Population féminine (4 pages - Réf. : 70.05 G F)

Ménages privés selon la taille du ménage - ménages collectifs (1 page - Réf. : 70.07 A)

Noyaux familiaux selon le nombre d'enfants

Tous les noyaux familiaux (1 page - Réf. : 70.08 A)

Noyaux avec enfant(s) de moins de 3 ans (1 page - Réf. : 70.08 B)

Noyaux avec enfant(s) de moins de 6 ans (1 page - Réf. : 70.08 C)

Noyaux avec enfant(s) de moins de 12 ans (1 page - Réf. : 70.08 D)

Noyaux avec enfant(s) de moins de 18 ans (1 page - Réf. : 70.08 E)

Noyaux avec enfant(s) de moins de 21 ans (1 page - Réf. : 70.08 F)

Noyaux avec enfant(s) de moins de 25 ans (1 page - Réf. : 70.08 G)

Personnes de référence des ménages privés par sexe, catégorie d'âges et état civil (1 page - Réf. : 70.13)

Ménages privés par type de ménage (1 page - Réf. : 70.14 A)



SERVICE PUBLIC FEDERAL
ECONOMIE, P.M.E.,
CLASSES MOYENNES & ENERGIE

Statistique et
Information économique

Achevé d'imprimer
par l'imprimerie de la DGSIE
B-1000 Bruxelles
Décembre 2004