

Ohio-Based Companies Ranked by Revenues or Market Value

Summary Findings:

- *Fortune Magazine* ranks 1000 companies by revenues. Sixty-one *Fortune 1000* companies are based in Ohio. Twenty-nine Ohio based firms are on the Fortune 500 list.
- Three Ohio based-companies are ranked in the top 100 of the *Fortune 1000*. Two of these firms, Kroger (ranked 18th) and Procter & Gamble (ranked 31st) are located in Hamilton County. Cardinal Health (ranked 51st) is located in Franklin County.
- Ohio-based *Fortune 1000* firms had combined revenues of \$394 billion in 2000.
- Cuyahoga County is home to seventeen *Fortune 1000*--followed by Hamilton County with twelve and Franklin County with twelve.
- *Forbes Magazine* ranks public companies on four criteria: sales, net profits, market value and assets. Forty-two Ohio-based companies appeared on at least one of these lists in 2001..
- Twenty-seven Ohio-based firms are on the *Forbes* market value list. Their combined market value totaled \$303 billion in 2000.
- *Forbes Magazine* ranks private companies based in revenues. Twenty Ohio-based companies qualified for the 2001 *Forbes 500* Private Company list. These companies had combined revenues of \$18 billion in 2000.
- *Inc. Magazine* ranks 500 companies based on sales growth over a five year period (1997 through 2001). Seventeen Ohio-based companies qualified for the *Inc. Magazine 500* list in 2001. Eight of these firms were involved in technology related services.

Number of Fortune 1000 Firms by County

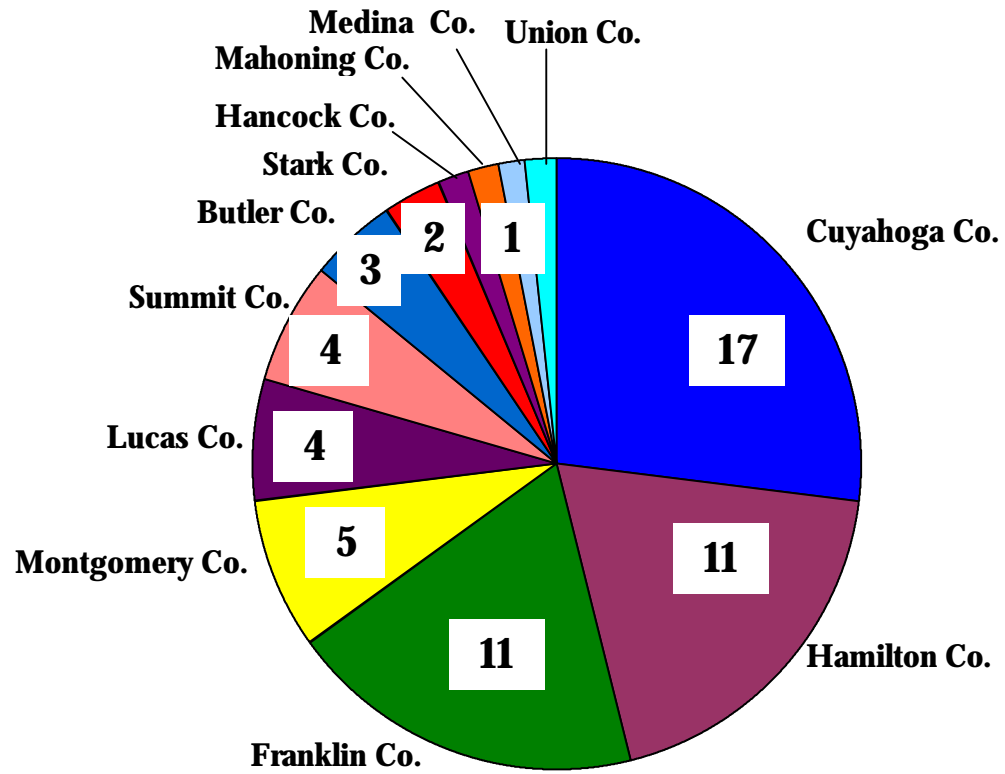


Table 7:

Fortune 1000 Companies Based in Ohio, 2001

OHIO Rank	Fortune 1000 Rank	Company	Location	Revenues (\$ millions)	Sector
1	18	Kroger	Cincinnati	49,000.4	Food & Drug Stores
2	31	Procter & Gamble	Cincinnati	39,951.0	Soap & Cosmetics
3	51	Cardinal Health	Dublin	29,870.6	Health Care
4	110	Federated Department Stores	Cincinnati	18,407.0	General Merchandise
5	114	TRW	Cleveland	17,231.1	Motor Vehicles & Parts
6	127	Nationwide Insurance Enterprises	Columbus	14,762.1	Insurance P&C (stock)
7	136	Goodyear Tire & Rubber	Akron	14,417.1	Rubber & Plastics Products
8	146	American Electric Power	Columbus	13,694.0	Utilities, Gas & Electric
9	153	Dana	Toledo	12,691.0	Motor Vehicles & Parts
10	185	Limited	Columbus	10,104.6	Specialist Retailers
11	210	National City Corporation	Cleveland	9,050.8	Commercial Banks
12	213	Eaton	Cleveland	8,988.0	Electronics, Electrical Eqpt.
13	226	Keycorp	Cleveland	8,471.0	Commercial Banks
14	228	Cinergy	Cincinnati	8,422.0	Utilities, Gas & Electric
15	266	FirstEnergy	Akron	7,029.0	Utilities, Gas & Electric
16	277	Progressive	Mayfield Village	6,771.0	Insurance P&C (stock)
17	307	NCR	Dayton	5,959.0	Computers & Office Equipment
18	306	Owens-Illinois	Toledo	5,814.8	Building Materials, Glass
19	330	Parker Hannifin	Cleveland	5,355.3	Industrial & Farm Eqpt.
20	337	Sherwin Williams	Cleveland	5,211.6	Chemicals
21	339	OfficeMax	Shaker Heights	5,156.4	Specialist Retailers
22	351	Owens Corning	Toledo	4,940.0	Building Materials, Glass
23	352	LTV	Cleveland	4,934.0	Metals
24	372	AK Steel Holdings	Middletown	4,611.5	Metals
25	388	Mead	Dayton	4,368.1	Forest & Paper Products
26	393	Fifth Third Bancorp	Cincinnati	4,276.1	Commercial Banks
27	439	American Financial Group	Cincinnati	3,786.1	Insurance
28	469	Cooper Tire & Rubber	Findlay	3,472.4	Rubber & Plastics Products
29	488	Consolidated Stores	Columbus	3,277.1	Specialist Retailers
30	518	Roadway Express	Akron	3,039.6	Trucking
31	533	NACCO Industries	Mayfield Heights	2,871.4	Industrial & Farm Eqpt.
32	564	Timken	Canton	2,643.0	Industrial & Farm Eqpt.

Table 7: Fortune 1000 Companies Based in Ohio, 2001

OHIO Rank	Fortune 1000 Rank	Company	Location	Revenues (\$ millions)	Sector
33	566	Charter One Financial	Cleveland	2,640.0	Savings Institutions
34	575	Huntington Bancshares	Columbus	2,602.1	Commercial Banks
35	579	Pioneer-Standard Electric	Cleveland	2,843.8	Wholesalers
36	616	HCR Manor Care	Toledo	2,356.3	Health Care
37	626	Cincinnati Financial	Fairfield	2,331.1	Insurance P&C (stock)
38	629	Borden	Columbus	2,234.2	Food
39	639	Chiquita Brands International	Cincinnati	2,253.8	Food
40	646	Wendy's International	Dublin	2,239.6	Food Services
41	660	American Greetings	Cleveland	2,175.2	Publishing, Printing
42	661	Convergys	Cincinnati	2,162.5	Diversified Outsourcing Services
43	686	Value City	Columbus	2,213.0	General Merchandise
44	709	Worthington Industries	Columbus	1,900.1	Metals
45	713	KPM	Medina	2,009.1	Coatings & Chemicals
46	731	Cintas	Cincinnati	2,102.6	Diversified Outsourcing Services
47	733	Polyone	Cleveland	1,887.8	Plastics
48	772	Lubrizol Corporation	Wickliffe	1,771.4	Additives for Paints, Oils, Metals
49	777	The Scotts Co.	Marysville	1,725.3	Turf Products
50	783	Diebold	North Canton	1,743.7	Electronics, Electrical Eqpt.
51	784	Ohio Casualty	Hamilton	1,736.8	Insurance P&C (stock)
52	790	E.W. Scripps	Cincinnati	1,675.8	Publishing, Printing
53	836	Reynolds & Reynolds	Dayton	1,586.0	Publishing, Printing
54	837	Milacron	Cincinnati	1,584.2	Industrial & Farm Eqpt.
55	845	Applied Industrial Technologies	Cleveland	1,640.3	Wholesalers
56	880	Jo Ann Stores	Hudson	1,483.3	Specialist Retailers
57	897	Ferro	Cleveland	1,447.3	Chemicals & Plastics
58	902	DPL, Inc.	Dayton	1,437.0	Utilities, Gas & Electric
59	959	Phar-Mor	Youngstown	1,292.1	Supermarkets/Pharmacy
60	972	Standard Register	Dayton	1,265.8	Publishing, Printing
61	978	Abercrombie & Fitch	Reynoldsburg	1,237.6	Specialist Retailers

Source: "The Fortune 1,000, Ranked by Revenue" www.fortune.com (July 16, 2001)

Table 8:**Ohio-Based Forbes 500 Companies, 2001**

OHIO Rank	Forbes Rank	Company	Market Value (\$ millions)	Location	Sector
1	23	Procter & Gamble	86,572	Cincinnati	Personal products
2	85	Cardinal Health	29,276	Dublin	Drugs
3	101	Fifth Third Bank	24,138	Cincinnati	Commercial bank
4	118	Kroger	18,789	Cincinnati	Supermarkets
5	141	National City	15,650	Cleveland	Commercial bank
6	156	American Electric Power	14,358	Columbus	Electric Utility
7	205	KeyCorp	10,539	Cleveland	Commercial bank
8	233	Federated Department Stores	9,053	Cincinnati	Department stores
9	305	Limited	6,858	Columbus	Specialist retailer
10	306	Progressive Insurance	6,780	Mayfield Village	Insurance
11	345	FirstEnergy	5,895	Akron	Electric Utility
12	352	Cincinnati Financial	5,783	Cincinnati	Insurance
13	353	Cintas	5,745	Cincinnati	Industrial service
14	354	Convergys	5,735	Cincinnati	Business services
15	355	Charter One Financial	5,732	Cleveland	Commercial bank
16	377	Cinergy	5,194	Cincinnati	Electric Utility
17	384	Parker-Hannifin	5,026	Cleveland	Industrial equipment
18	395	Nationwide Financial Services	4,821	Columbus	Lease & finance
19	396	Eaton	4,812	Cleveland	Auto parts
20	403	EW Scripps	4,602	Cincinnati	Advertising & publishing
21	404	TRW	4,595	Cleveland	Auto parts
22	412	Broadwing	4,482	Cincinnati	Telecommunications
23	432	NCR	4,143	Dayton	Computer systems
24	443	Goodyear Tire and Rubber	4,009	Akron	Auto parts
25	444	Sherwin-Williams	4,007	Cleveland	Specialty chemicals
26	472	Huntington Bancshares	3,592	Columbus	Commercial bank
27	479	DPL	3,515	Dayton	Energy

Source: "The Forbes 500s Annual Directory," www.forbes.com/500s/

Note: Ohio-based companies with at least one other Forbes 500 lists (sales, net profits, or assets):

Office Max

Consolidated Stores

Roadway Express

LTV

AK Steel Holding

Table 9:**Ohio-Based Forbes 500 Private Companies, 2001**

OHIO Rank	Rank	Company	Revenues (\$million)	Employees Worldwide	Location	Business
1	96	Travel Centers of America	2,060	10,635	Cleveland	Full service truck stops
2	150	Borden	1,524	3,800	Columbus	Chemical manufacturing
3	184	IMG(1)	1,350	3,000	Cleveland	Talent management services, special events
4	198	Republic Technologies Intl.	1,265	4,500	Akron	Iron and steel
5	212	Swagelok(1)	1,200	3,300	Solon	Valves, tube fittings
6	220	Noveon	1,168	3,221	Cleveland	Chemical manufacturing
7	227	Nesco	1,150	10,250	Mayfield Heights	Industrial equipment, engineering services
8	234	Crown Equipment	1,127	7,290	New Bremen	Manufacturers lift trucks, antenna rotators
9	269	Primus	1,040	3,093	Dayton	Retail (home improvement)
10	274	Battelle Memorial Institute(2)	1,029	7,607	Columbus	Technology development and commercialization
11	288	Longaberger	1,000	8,000	Newark	Handcrafted baskets, pottery and other home décor products
12	302	Micro Electronics(1)	916	2,300	Hilliard	Retail (technology)
13	356	MTD Products(1)	810	6,500	Valley City	Lawn mowers, outdoor power equip., tools, dies, metal stamps
14	378	Findlay Industries	776	3,400	Findlay	Auto and truck parts
15	410	Marc Glassman(1)	740	6,150	Cleveland	Discount stores, selling pharmaceuticals and general merchandise
16	423	Safelite Glass	725	6,000	Columbus	Auto glass repair and replacement shops
17	428	Great Lakes Cheese	717	1,200	Hiram	Manufactures, processes and packages cheese
18	440	Sauder Woodworking	700	3,950	Archbold	Makes ready to assemble wooden and church furniture
19	451	Jones, Day, Reavis & Progue(1)	675	5,256	Cleveland	Business services
20	457	Schottenstein Stores	665	5,300	Columbus	Retail (specialty non-apparel)

(1) Forbes estimate**(2) Company provided estimate**Source: "Forbes: The 500 Top Private Companies 2001", <http://www.forbes.com/tool/toolbox/private500/>

Table 10:

Ohio-Based Inc. 500 Companies

INC 500 Rank	Company	% Sales Growth ⁽¹⁾	00 Sales (\$'000's)	Location	Business Description
6	Group Management Services	10,938	135,103	Valley View	Provides management & human-resources services to businesses
59	Wolcott Systems Group	3,286	6,908	Fairlawn	Provides IT consulting services
68	Fiber Network Solutions	2,995	8,202	Columbus	Provides Internet connectivity & network services
69	Meritage Technologies	2,961	28,648	Columbus	Provides technology consulting & professional services
138	Process Plus	1,847	9,908	Cincinnati	Provides engineering & design services
167	Ardus Medical	1,622	3,568	Cincinnati	Sells refurbished medical equipment
198	USA Instruments	1,437	20,291	Aurora	Manufactures magnetic-resonance-imaging coils
258	Astute	1,122	4,437	Columbus	Provides customer-relationship-management software
269	Transition Products	1,085	5,402	Columbus	Distributes computer & bar-coding supplies
274	Infiniti Systems Group	1,078	5,431	Brecksville	Provides computer-consulting & technology-integration services
292	TIMS	1,022	3,377	Highland Heights	Provides software consulting, Web development & recruiting services
359	Backtrack	835	3,031	Mentor	Provides background checks & preemployment screening services
360	PK Control	834	2,093	Worthington	Integrates industrial control systems
385	Thermagon	746	18,701	Cleveland	Manufactures thermal-conductive materials for electronic devices
396	Progressive Medical	731	27,204	Westerville	Supplies medical equipment
472	Power On Software	621	5,315	New Albany	Designs cross-platform utility & personal-information software
482	Orbital Research	600	1,792	Cleveland	Develops mechanical-control & sensor devices

⁽¹⁾ Sales growth percentage is from 1996 to 2000.

Source: Inc Magazine. "The 20th Annual Inc 500" October 30, 2001

Table 11: Business Week's Performance Rankings of the Standard and Poor's 500, 2001

Ohio Rank	Business Week Rank	Company	Location	Market Value (\$million) ⁽¹⁾	Sector
1	93	Eaton	Cleveland	5,515.4	Electrical & Electronics
2	121	Fifth Third Bancorp	Cincinnati	16,081.6	Banks
3	128	TRW	Cleveland	5,837.0	Conglomerates
4	151	National City	Cleveland	11,685.9	Banks
5	164	Cardinal Health	Dublin	11,761.8	Health Care
6	169	Federated Department Stores	Cincinnati	7,703.5	Discount & Fashion Retailing
7	187	Procter & Gamble	Cincinnati	115,617.1	Consumer Products
8	191	FirstEnergy	Akron	4,310.9	Utilities
9	192	Whirlpool Corporation	Greensville	4,042.4	Consumer Products
10	221	NCR Corporation	Dayton	3,653.4	Office Equipment & Computers
11	225	Limited	Columbus	7,303.7	Discount & Fashion Retailing
12	228	Emerson Electric	Columbus	19,640.8	Electrical & Electronics
13	243	Huntington Bancshares	Columbus	4,778.0	Banks
14	266	Parkin Hannifin	Cleveland	4,063.2	Manufacturing
15	277	Keycorp	Cleveland	7,510.8	Banks
16	290	Cinergy	Cincinnati	3,396.9	Utilities
17	305	Dana	Toledo	3,516.4	Automotive
18	334	Sherwin-Williams	Cleveland	3,182.7	Housing & Real Estate
19	337	Owens-Illinois	Toledo	2,107.0	Containers & Packaging
20	339	Cincinnati Financial	Fairfield	4,902.9	Non Bank Financial
21	356	Worthington Industries	Columbus	1,182.4	Metals & Mining
22	365	Progressive Insurance	Mayfield Village	4,349.4	Non Bank Financial
23	366	Wendy's International	Dublin	1,902.2	Leisure Time Industries
24	367	Mead	Dayton	3,073.0	Paper & Forest Products
25	368	Cooper Tire & Rubber	Akron	3,575.4	Automotive
26	381	American Electric Power	Columbus	5,458.9	Utilities
27	417	Owens Corning	Toledo	794.8	Housing & Real Estate
28	426	Consolidated Stores	Columbus	1,246.8	Discount & Fashion Retailing
29	434	Milacron	Cincinnati	513.4	Manufacturing
30	451	NACCO Industries	Mayfield Village	354.3	Manufacturing
31	467	Goodyear Tire & Rubber	Akron	3,575.4	Automotive
32	472	American Greetings	Cleveland	1,113.0	Leisure Time Industries
33	477	Timken	Canton	886.4	Manufacturing
34	490	HCR Manor Care	Toledo	910.5	Health Care
NR		Kroger	Cincinnati	12,458.3	Food

⁽¹⁾ Market Value as of February 29, 2000

NR-Not Ranked in 2000

Source: Business Week, March 27, 2000, pp. 124-202

Table 12:**The Top 100 Ohio-Based Publicly Traded Companies**

Company	Stock Symbol	Industry	3-Year Percent Change: Revenues	2001 Total Revenues (millions)	Location
Abercrombie & Fitch	ANF	Specialty Retailer	-25.00%	\$1,364.90	Reynoldsburg
American Electric Power Co.	AEP	Electric utility	11.10%	\$61,257.00	Columbus
Andersons Inc.	ANDE	Grain merchant, retailing	-6.40%	\$984.60	Maumee
Applied Industrial Technologies	AIT	Industrial supplies	1515.00%	\$46.30	Cleveland
Applied Innovation Inc.	AINN	Telecommunications equip.	80.40%	\$73.00	Dublin
ASB Financial Group	ASBP	Bank	3.80%	\$10.60	Portsmouth
Bancinsurance Corp.	BCIS	Specialty insurance	-1.00%	\$43.50	Columbus
Bob Evans Farms Inc.	BOBE	Restaurant	0.10%	\$1,052.80	Columbus
Camco Financial Corp.	CAFI	Bank	1.10%	\$81.50	Cambridge
Cardinal Health Inc.	CAH	Medical supplies	28.40%	\$49,846.60	Dublin
Charter One Financial Services Inc.	COFI	Thrift	23.30%	\$2,851.90	Cleveland
Cincinnati Financial Corp.	CINF	Property/casualty insurance	10.80%	\$2,561.00	Fairfield
Cinergy Corp.	CIN	Electric utility	16.80%	\$12,922.50	Cincinnati
Cintas Corp.	CTAS	Industrial services	3.70%	\$2,221.40	Cincinnati
CNBC Bancorp	CNBD	Bank	3.80%	\$21.50	Worthington
Cole National Corp.	CNJ	Specialty retail	-3.20%	\$1,101.30	Mayfield Heights
Convergys Corp.	CVG	Telemarketing	67.90%	\$2,320.60	Cincinnati
Cooper Tire & Rubber Co.	CTB	Tire & rubber	-14.40%	\$3,154.70	Findlay
Diebold Inc.	DBD	Specialty computers	20.80%	\$1,760.30	Green
Dominion Homes Inc.	DHOM	Homebuilding	41.80%	\$395.10	Dublin
DPL Inc.	DPL	Electric utility	26.00%	\$1,199.60	Dayton
Eaton Corp.	ETN	Automobile parts	30.10%	\$7,299.00	Cleveland
E.W. Scripps Co.	SSP	Newspaper	37.10%	\$1,437.10	Cincinnati
Federated Department Stores Inc.	FD	Department store	-6.10%	\$16,012.00	Cincinnati
Ferro Corp.	FOE	Specialty chemicals	7.10%	\$1,501.10	Cleveland
Fifth Third Bancorp	FITB	Bank	34.50%	\$6,506.00	Cincinnati

Table 12:**The Top 100 Ohio-Based Publicly Traded Companies**

Company	Stock Symbol	Industry	3-Year Percent Change: Revenues	2001 Total Revenues (millions)	Location
First Citizens Banc Corp.	FCZA	Bank	-1.50%	\$41.50	Sandusky
First Defiance Financial Corp.	FDEF	Bank	19.10%	\$132.30	Defiance
First Energy Corp.	FE	Electric utility	26.50%	\$7,999.40	Akron
First Federal Bancorp Inc.	FFBZ	Bank	-38.20%	\$19.90	Zanesville
First Financial Bancorp	FFBC	Bank	-22.20%	\$344.00	Hamilton
FirstMerit Corp.	FMER	Bank	12.50%	\$909.30	Akron
Forest City Enterprises Inc.	FCEA	Property developer, manager	125.50%	\$854.20	Cleveland
Frisch's Restaurants Inc.	FRS	Restaurant	59.30%	\$203.80	Cincinnati
Gorman-Rupp Co.	GRC	Pumping equipment	77.50%	\$202.90	Mansfield
Great American Financial Resources Inc.	GFR	Life insurance	-17.10%	\$830.10	Cincinnati
Greif Bros. Corp.	GBCOA	Packaging & containers	19.40%	\$1,602.30	Delaware
Home Loan Financial Corp.	HLFC	Bank	22.70%	\$10.20	Coshocton
Huntington Bancshares Inc.	HBAN	Bank	-22.00%	\$2,449.00	Columbus
Interlott Technologies Inc.	ILI	Entertainment	50.80%	\$42.70	Mason
Invacare Corp.	IVCR	Medical supplies	41.20%	\$1,053.60	Elyria
J.M. Smucker Co.	SJMA	Food processing	55.20%	\$672.50	Orrville
Keithley Instruments Inc.	KEI	Precision instruments	279.70%	\$125.60	Solon
KeyCorp	KEY	Bank	-12.60%	\$7,352.00	Cleveland
Kroger Co.	KR	Grocery	-31.00%	\$50,098.00	Cincinnati
Lancaster Colony Co.	LANC	Household products	18.30%	\$1,100.70	Columbus
Libbey Inc.	LBY	Household products	16.20%	\$423.30	Toledo

Table 12:**The Top 100 Ohio-Based Publicly Traded Companies**

Company	Stock Symbol	Industry	3-Year Percent Change: Revenues	2001 Total Revenues (millions)	Location
The Limited Inc.	LTD	Specialty retail	13.00%	\$9,363.00	Columbus
Lincoln Electric Holdings Inc.	LECO	Machinery	19.10%	\$978.90	Cleveland
LNB Bancorp Inc.	LNBB	Bank	-8.90%	\$54.50	Lorain
LSI Industries Inc.	LYTS	Electrical equipment	22.40%	\$264.20	Cincinnati
Lubrizol Corp.	LZ	Specialty chemicals	54.00%	\$1,844.60	Wickliffe
Manor Care Inc.	HCR	Medical services	-19.30%	\$2,694.10	Toledo
Max & Erma's Restaurants Inc.	MAXE	Restaurant	75.90%	\$142.60	Columbus
MCSI Inc.	MCSI	Computer & audio	-4.80%	\$810.40	Dayton
M/I Schottenstein Homes Inc.	MHD	Homebuilding	132.70%	\$976.80	Columbus
Midland Co.	MLA	Property/casualty insurance	87.40%	\$586.50	Amelia
Multi-Color Corp.	LABL	Packaging & containers	325.90%	\$74.40	Cincinnati
National City Corp.	NCC	Bank	-7.90%	\$9,092.60	Cleveland
Nationwide Financial Services, Inc.	NFS	Asset management	-16.90%	\$3,179.00	Columbus
NCR Corp.	NCR	Computers & peripherals	-11.70%	\$5,917.00	Dayton
Nordson Corp.	NDSN	Machinery	9.20%	\$701.00	Westlake
North Coast Energy Inc.	NCEB	Petroleum products	9.10%	\$50.30	Twinsburg
Oak Hill Financial Inc.	OAKF	Bank	-5.00%	\$66.90	Jackson
Ohio Art Company	OAR	Toys and games	56.30%	\$46.90	Bryan
Ohio Valley Banc Corp	OVBC	Bank	-22.90%	\$52.70	Gallipolis
OM Group Inc.	OMP	Specialty chemicals	86.90%	\$2,367.40	Cleveland
Owens-Illinois Inc.	OI	Packaging & containers	-67.40%	\$5,402.50	Toledo
Parker-Hannifin Corp.	PH	Industrial products	47.40%	\$5,940.10	Mayfield Heights
Park National Corp.	PRK	Bank	3.20%	\$365.60	Newark
People's Bancorp Inc.	PEBO	Bank	9.80%	\$96.80	Marietta
Pioneer Standard Electronics Inc.	PIOS	Electronics	39.70%	\$2,543.00	Mayfield Heights

Table 12:

The Top 100 Ohio-Based Publicly Traded Companies

Company	Stock Symbol	Industry	3-Year Percent Change: Revenues	2001 Total Revenues (millions)	Location
PolyOne Corp.	POL	Chemicals	-8.70%	\$2,654.60	Cleveland
Potters Financial Corp.	PTRS	Thrift	39.60%	\$11.40	East Liverpool
Procter & Gamble Co.	PG	Household products	-8.60%	\$39,262.00	Cincinnati
Progressive Corp.	PGR	Property/casualty insurance	-11.10%	\$7,475.50	Mayfield
Provident Financial Group Inc.	PFGI	Bank	-23.90%	\$1,333.60	Cincinnati
PVF Capital Corp.	PVFC	Bank	36.40%	\$56.00	Cleveland
REX Stores Corp.	RSC	Specialty retail	211.30%	\$464.50	Dayton
Reynolds & Reynolds Co.	REY	Office equipment	12.20%	\$992.40	Dayton
Roadway Express Inc.	ROAD	Trucking	161.30%	\$2,791.70	Akron
Robbins & Myers Inc.	RBN	Machinery	8.90%	\$469.30	Dayton
Royal Appliance Mfg. Company	RAM	Consumer products	35.30%	\$428.40	Glenwillow
RPM Inc.	RPM	Specialty chemicals	2.70%	\$1,974.10	Brunswick Hills
RTI International Metals Inc.	RTI	Metal fabrication	-28.90%	\$285.90	Niles
Scotts Co.	SMG	Household products	23.80%	\$1,761.60	Columbus
Second Bancorp Inc.	SECD	Bank	7.00%	\$132.10	Warren
Sherwin-Williams Co.	SHW	Specialty chemicals	0.20%	\$5,066.00	Cleveland
Sky Financial Group Inc.	SKYF	Bank	4.90%	\$768.60	Columbus
State Auto Financial Corp.	STFC	Property/casualty insurance	34.90%	\$623.30	Columbus
Thor Industries Inc.	THD	Recreational vehicles	46.70%	\$922.90	Jackson Center
TRW Inc.	TRW	Automobile parts	59.10%	\$16,383.00	Lyndhurst
United Bancshares Inc.	UBOH	Bank	-32.90%	\$29.10	Columbus Grove
United Community Financial Corp.	UCFC	Bank	-12.80%	\$142.40	Youngstown
Unizan Financial Corp	UNIZ	Bank	-9.00%	\$128.40	Canton
Wayne Bancorp Inc.	WAYN	Bank	-28.70%	\$46.00	Wooster
Wayne Savings Bancshares Inc.	WAYN	Bank	5.00%	\$23.00	Wooster
Wendy's International Inc.	WEN	Restaurant	37.90%	\$2,391.20	Dublin
Winton Financial Corp.	WFI	Bank	-19.80%	\$38.20	Cincinnati
Worthington Industries Inc.	WFDS	Specialty steel	32.90%	\$1,704.40	Columbus

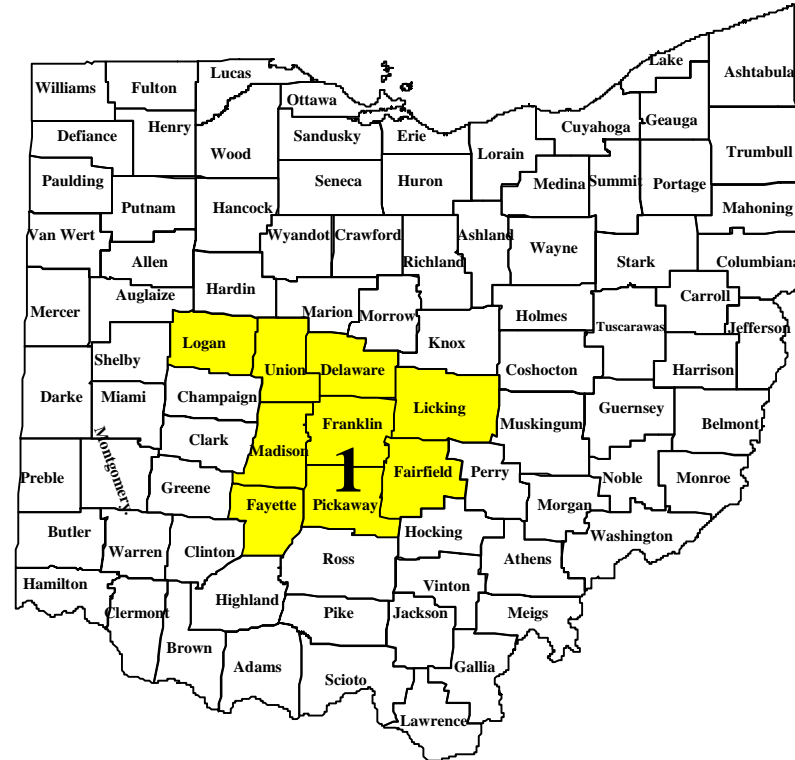
Source: "The Plain Dealer 100", The Plain Dealer, July 2, 2001

Table 13:

**Top 100 Publicly Traded Ohio-Based Companies
by Economic Development Outreach Region**

Region 1:

Company	Stock Trader Symbol	Location
American Electric Power	AEP	Columbus
Bancinsurance Corp.	BCIS	Columbus
Bob Evans Farms Inc.	BOBE	Columbus
Huntington Bancshares Inc.	HBAN	Columbus
Lancaster Colony Corp.	LANC	Columbus
Limited Inc.	LTD	Columbus
Max & Erma's Restaurants Inc.	MAXE	Columbus
M/I Schottenstein Homes, Inc.	MHO	Columbus
Nationwide Fin'l Services Inc.	NFS	Columbus
Sky Financial Group Inc.	SKYF	Columbus
State Auto Financial Corp.	STFC	Columbus
Worthington Industries Inc.	WFDS	Columbus
Greif Bros. Corp.	GBCOA	Delaware
Applied Innovation Inc.	AINN	Dublin
Cardinal Health Inc.	CAH	Dublin
Dominion Homes Inc.	DHOM	Dublin
Wendy's International Inc.	WEN	Dublin
Scotts Company	SMG	Marysville
Park National Corp.	PRK	Newark
Abercrombie & Fitch	ANF	Reynoldsburg
CNBC Bancorp	CNBD	Worthington



Source: "The Plain Dealer 100", The Plain Dealer, July 2, 2001

Table 13:

**Top 100 Publicly Traded Ohio-Based Companies
by Economic Development Outreach Region**

Region 2:

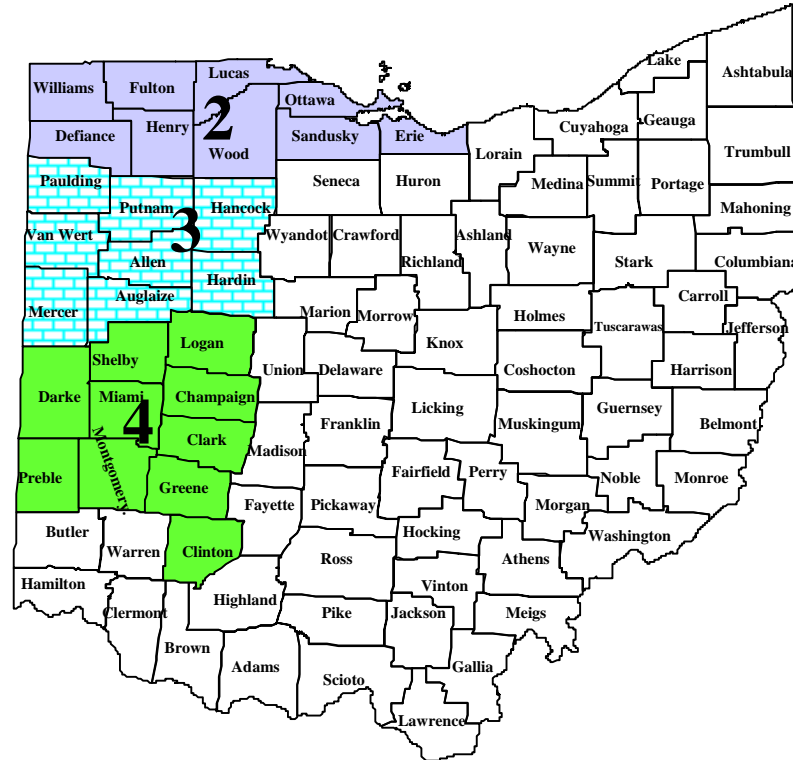
Company	Stock Trader	
	Symbol	Location
Ohio Art Company	OAR	Bryan
First Defiance Fin'l Corp	FDEF	Defiance
Andersons Inc.	ANDE	Maumee
First Citizens Banc Corp.	FCZA	Sandusky
Libbey Inc.	LBY	Toledo
Manor Care Inc.	HCR	Toledo
Owens-Illinois Inc.	OI	Toledo

Region 3:

Company	Stock Trader	
	Symbol	Location
United Bancshares Inc.	UBOH	Columbus Grove
Cooper Tire & Rubber Co.	CTB	Findlay

Region 4:

Company	Stock Trader	
	Symbol	Location
DPL Inc.	DPL	Dayton
MCSi Inc.	MCSI	Dayton
NCR Inc.	NCR	Dayton
REX Stores Corp.	RSC	Dayton
Reynolds & Reynolds Co.	REY	Dayton
Robbins & Myers Inc.	RBN	Dayton
Thor Industries Inc.	THO	Jackson Center



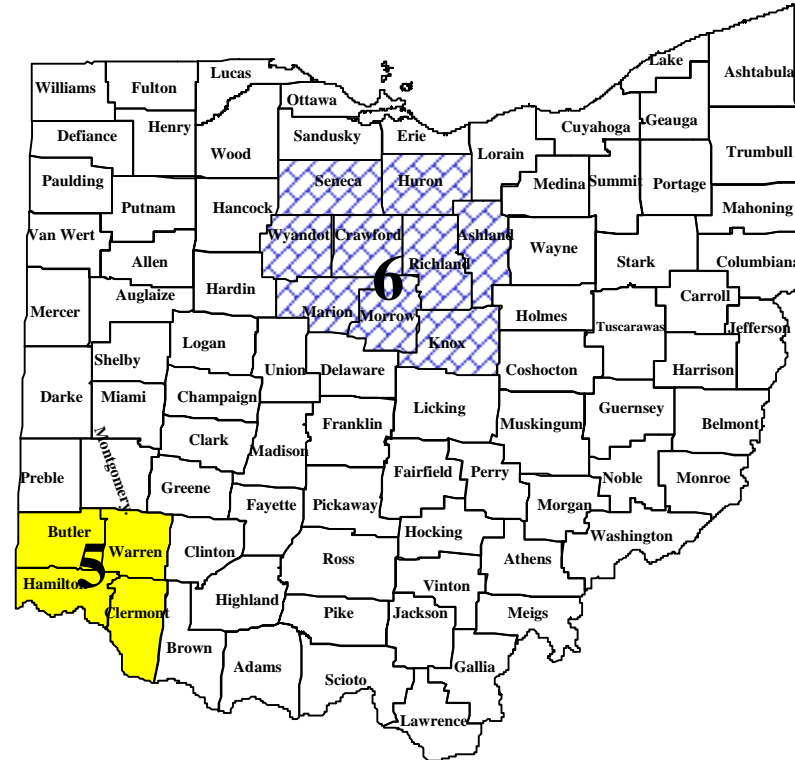
Source: "The Plain Dealer 100", The Plain Dealer, July 2, 2001

Table 13:

**Top 100 Publicly Traded Ohio-Based Companies
by Economic Development Outreach Region**

Region 5:

Company	Stock Trader	Location
Midland Co.	MLA	Amelia
Cinergy Corp.	CIN	Cincinnati
Cintas Corp.	CTAS	Cincinnati
Convergys Corp.	CVG	Cincinnati
E.W. Scripps Co.	SSP	Cincinnati
Federated Department Stores Inc	FD	Cincinnati
Fifth Third Bancorp	FITB	Cincinnati
Frisch's Restaurants Inc	FRS	Cincinnati
Great American Financial Resources In	GFR	Cincinnati
Kroger Co.	KR	Cincinnati
LSI Industries Inc	LYTS	Cincinnati
Multi-Color Corp.	LABL	Cincinnati
Procter & Gamble Co.	PG	Cincinnati
Provident Financial Group Inc	PFGI	Cincinnati
Winton Financial Corp.	WFI	Cincinnati
Cincinnati Financial Corp.	CINF	Fairfield
First Financial Bancorp	FFBC	Hamilton
Interlott Technologies Inc	GFR	Mason



Region 6:

Company	Stock Trader Symbol	Location
Gorman-Rupp Co.	GRC	Mansfield

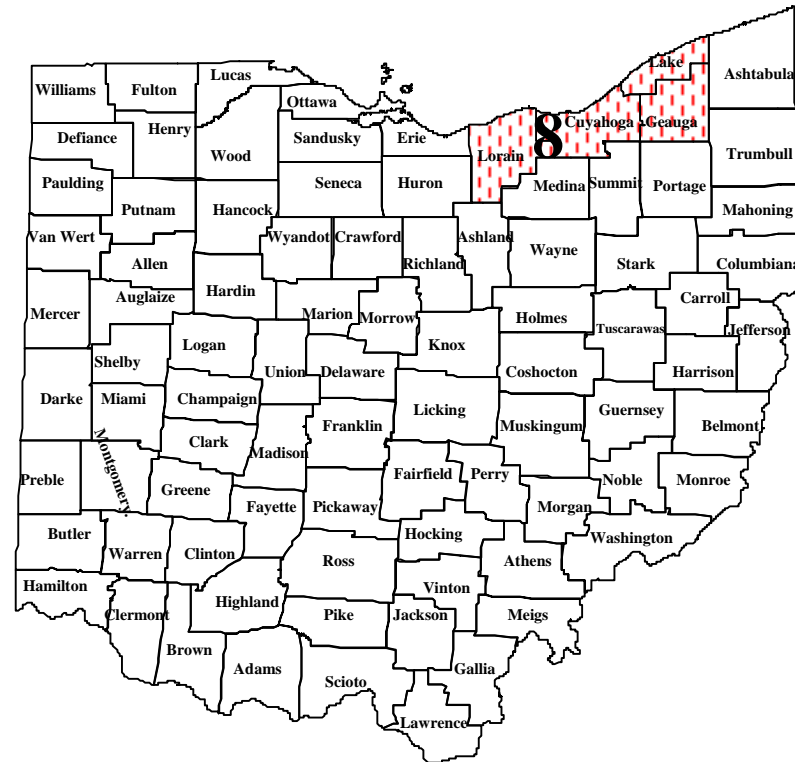
Source: "The Plain Dealer 100", The Plain Dealer, July 2, 2001

Table 13:

**Top 100 Publicly Traded Ohio-Based Companies
by Economic Development Outreach Region**

Region 8:

Company	Stock Trader	
	Symbol	Location
Applied Industrial Technologies	AIT	Cleveland
Charter One Financial Inc	COFI	Cleveland
Eaton Corp.	ETN	Cleveland
Ferro Corp.	FOE	Cleveland
Forest City Enterprises	FCEB	Cleveland
KeyCorp	KEY	Cleveland
Lincoln Electric Holdings In.c	LECO	Cleveland
National City Corp.	NCC	Cleveland
OM Group Inc	OMP	Cleveland
PolyOne Corp.	POL	Cleveland
PVF Capital Corp.	PVFC	Cleveland
Sherwin-Williams Co.	SHW	Cleveland
Invacare Corp.	IVCR	Elyria
Pioneer Standard Electronics Inc	PIOS	Garfield Hts.
LNBB Bancorp Inc	LNBB	Lorain
TRW Inc	TRW	Lyndhurst
Cole National Corp.	CNJ	Mayfield Hts.
Progressive Corp.	PGR	Mayfield Hts.
Parker Hannifin Corp.	PH	Mayfield Hts.
Keithley Instruments Inc	KEI	Solon
Nordson Corp.	NDSN	Westlake
Lubrizol Corp.	LZ	Wickliffe



Source: "The Plain Dealer 100", The Plain Dealer, July 2, 2001

Table 13:

**Top 100 Publicly Traded Ohio-Based Companies
by Economic Development Outreach Region**

Region 9:

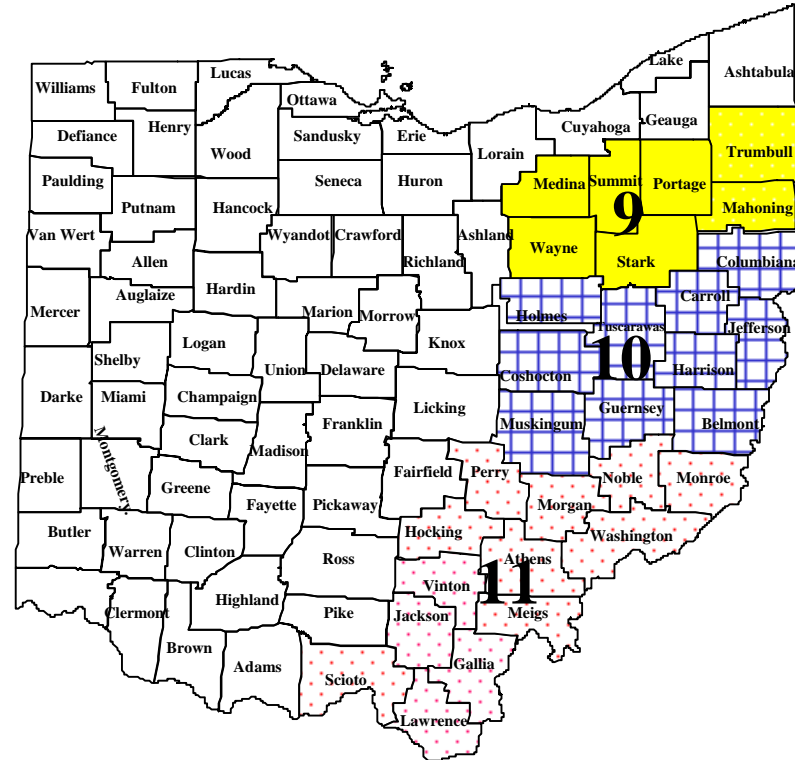
Company	Stock Trader	Location
First Energy Corp.	FE	Akron
First Merit Corp.	FMER	Akron
Roadway Express Inc	ROAD	Akron
Unizan Financial Corp.	UNIZ	Canton
Royal Appliance Mfg. Co.	RAM	Glenwillow
Diebold Inc	DBD	Green
RPM Inc	RPM	Medina
J.M. Smucker Co.	SJMA	Orrville
North Coast Energy Inc	NCEB	Twinsburg
Second Bancorp Inc	SECD	Warren
Wayne Bancorp Inc	WAYN	Wooster
Wayne Savings Bancshares Inc	WAYN	Wooster
United Community Fin'l Corp	UCFC	Youngstown

Region 10:

Company	Stock Trader	Location
Camco Financial Corp.	CAFI	Cambridge
Home Loan Financial Corp.	HLFC	Coshocton
Potters Financial Corp.	PTRS	East Liverpool
First Federal Bancorp Inc	FFBZ	Zanesville

Region 11:

Company	Stock Trader	Location
Ohio Valley Banc Corp.	OVBC	Gallipolis
Oak Hill Financial Inc	OAKF	Jackson
Peoples Bancorp Inc	PEBO	Marietta
ASB Financial Corp.	ASBP	Portsmouth



Source: "The Plain Dealer 100", The Plain Dealer, July 2, 2001