



# IOWA BASKETBALL

2021-22 MEDIA GUIDE





# LUKA GARZA

## 2021 NATIONAL AWARDS

• CONSENSUS NATIONAL PLAYER OF THE YEAR  
NAISMITH, WOODEN, OSCAR ROBERTSON, AP,  
SPORTING NEWS, NABC, LUTE OLSON

• BIG TEN JESSE OWENS MALE ATHLETE OF THE YEAR

• SENIOR CLASS AWARD RECIPIENT

• BIG TEN PLAYER OF THE YEAR

• CONSENSUS FIRST-TEAM ALL-AMERICAN

• USBWA DISTRICT VI PLAYER OF THE YEAR

• KAREEM ABDUL-JABBAR CENTER OF THE YEAR

• PETE NEWELL BIG MAN OF THE YEAR

• UNANIMOUS FIRST-TEAM ALL-BIG TEN

• BIG TEN ALL-TOURNAMENT TEAM



**Iowa Hawkeyes Basketball Schedule -- 2021-22**

<b>Date</b>	<b>Opponent</b>	<b>Time (TV)</b>
Fri., Nov. 5	Silperry Rock (exhibition)	TBD (B1G+)
Tues., Nov. 9	Longwood	TBD (B1G+)
Fri., Nov. 12	Kansas City	TBD (B1G+)
Tues., Nov. 16	N.C. Central	8 p.m. (Big Ten Network)
Thurs., Nov. 18	Alabama State	6 p.m. (Big Ten Network)
Mon., Nov. 22	Western Michigan	7:30 p.m. (Big Ten Network)
Fri., Nov. 26	Portland State	TBD
Mon., Nov. 29	at Virginia %	TBD
Fri., Dec. 3	at Purdue	8 p.m. (Big Ten Network)
Mon., Dec. 6	Illinois	6 p.m. (FS1)
Thurs., Dec. 9	at Iowa State *	8 p.m. (ESPN2)
Sat., Dec. 18	vs. Utah State ^	8 p.m. (Big Ten Network)
Tues., Dec. 21	Southeastern Louisiana	TBD (B1G+)
Wed., Dec. 29	Western Illinois	TBD (B1G+)
Mon., Jan. 3	Maryland	8 p.m. (Big Ten Network)
Thurs., Jan. 6	at Wisconsin	8 p.m. (FS1)
Thurs., Jan. 13	Indiana	8 p.m. (FS1)
Sun., Jan. 16	at Minnesota	TBD (Big Ten Network)
Wed., Jan. 19	at Rutgers	7:30 p.m. (Big Ten Network)
Sat., Jan. 22	Penn State	1:15/3:30 p.m. (Big Ten Network)
Thurs., Jan. 27	Purdue	8 p.m. (FS1)
Mon., Jan. 31	at Penn State	6 p.m. (Big Ten Network)
Thurs., Feb. 3	at Ohio State	7 p.m. (FS1)
Sun., Feb. 6	Minnesota	TBD (Big Ten Network)
Thurs., Feb. 10	at Maryland	6 p.m. (ESPN2)
Sun., Feb. 13	Nebraska	2 p.m. (FS1)
Thurs., Feb. 17	Michigan	6 p.m. (ESPN/2)
Tues., Feb. 22	Michigan State	6 p.m. (ESPN/2)
Fri., Feb. 25	at Nebraska	8 p.m. (FS1)
Mon., Feb. 28	Northwestern	8 p.m. (Big Ten Network)
Thurs., March 3	at Michigan	8 p.m. (FS1)
Sun., March 6	at Illinois	6:30 p.m. (FS1)
Wed.-Sun., March 9-13	at Big Ten Tournament	TBD (TBD)
	Indianapolis	
March 15-16	at First Four	Indianapolis
March 17-20	NCAA Tournament, First/Second Rounds	
March 24-27	NCAA Tournament, Regional Finals	
April 2-4	NCAA Final Four	New Orleans

Schedule is subject to change. All times are central standard time.

- % -- Big Ten/ACC Challenge
- \* -- Iowa Corn Cy-Hawk Series
- ^ -- played in Sioux Falls, South Dakota

**University of Iowa Nondiscrimination Statement**

The University of Iowa prohibits discrimination in employment, educational programs, and activities on the basis of race, creed, color, religion, national origin, age, sex, pregnancy, disability, genetic information, status as a U.S. veteran, service in the U.S. military, sexual orientation, gender identity, associational preferences, or any other classification that deprives the person of consideration as an individual. The university also affirms its commitment to providing equal opportunities and equal access to university facilities. For additional information on nondiscrimination policies, contact the Director, Office of Equal Opportunity and Diversity, the University of Iowa, 202 Jessup Hall, Iowa City, IA 52242-1316, 319-335-0705 (voice), 319-335-0697 (TDD), diversity@uiowa.edu.

**Contents**

2021 Consensus National Player of the Year Luka Garza	2-3
Hawkeye Basketball Style	4
Iowa Basketball Tradition	5
2021-22 Roster and Quick Facts	6-7
2021-22 Season Preview	8-9
President Barbara J. Wilson	10
Director of Athletics Gary Barta	11-13
Head Coach Fran McCaffery	14-31
Assistant Coaches/Support Staff	32-39
2021-22 Iowa Hawkeye Bio Information	40-63
2020-21 Stats and Review Information	64-71
All-Time Series Results	72-73
Record vs. All Conferences	74-75
All-Time Series Results	76-89
SID Directory	89
Day-by-Day Results	90-91
Individual Records	92
Team Records/Largest Comeback Wins	93
Single Game -- Individual Leaders	94
Season -- Individual Leaders	95
Career -- Individual Leaders	96
Team Leaders -- Single Game & Season	97
Individual Game Scoring Leaders	98-99
30/40 Point Club	100
Individual Game Rebounding and Assists Leaders	101-102
Career Double-Doubles	103-109
Miscellaneous Clubs	110-111
Season-by-Season Leaders	112-113
Basketball Attendance/Largest Crowds	114
Miscellaneous Records/Overtime/Information	115-122
Iowa's Tournament Records	123
Carver-Hawkeye Arena Records	124
1,000-Point Club	125-130
NCAA/NIT Box Scores	131-150
All-Time Coaching Numbers	151
Iowa Basketball Yearly Record	152-153
Year-By-Year Scores	154-172
Iowa Record Versus AP Top 25 Teams	173-176
Tournament History	177-181
Year-By-Year Statistics	182-184
Iowa's Basketball History Information	185-193
Hawkeyes in the NBA Draft	194
All-Time Lettermen/Jersey Numbers	195-199
2021-22 Composite Big Ten Schedule	200-202
Hawkeye Visions	203
Media Information	204-205
2021-22 Iowa Basketball Headshots	208

**Iowa Athletic Communications**

S300 Carver-Hawkeye Arena  
One Elliott Drive  
Iowa City, IA 52242  
Office Telephone: 319-335-9411

Matthew Weitzel, Associate Director, Basketball Contact  
Steve Roe, Director  
matthew-weitzel@uiowa.edu  
steven-roe@uiowa.edu

**CREDITS**

**Publisher:** The University of Iowa Athletic Department  
**Editors:** Matt Weitzel, Steve Roe, and Traci Wagner  
**Design:** Matt Ellison, Art Director  
**Photographers:** Brian Ray, Stephen Mally, Jeff Becker, Justin Torner



# **LUKA GARZA**

**MOST DECORATED PLAYER IN  
PROGRAM HISTORY**

- Consensus National Player of the Year (2021)
- Big Ten Jesse Owens Male Athlete of the Year (2021)
- Senior CLASS Award recipient (2021)
- Two-time National Player of the Year
- Two-time Big Ten Player of the Year
- Two-time consensus first-team All-American
- Two-time USBWA District VI Player of the Year
- Two-time Kareem Abdul-Jabbar Center of the Year
- Two-time Pete Newell Big Man of the Year
- Two-time unanimous first-team All-Big Ten
- One of nine men's basketball players to have his number retired
- Only Hawkeye to amass 740+ points and 300+ rebounds in a season



## **LUKA GARZA** HISTORICAL MILESTONES

- All-Time Leading Scorer
- Single-Season Scoring Leader
- Scored 20+ points in a school-record 19 straight games
- School record holder in career field goals made and attempted, conference scoring, and tied for first in 30-point games and 40-point games
- Only Big Ten men's basketball player to amass more than 2,250 points and 900 rebounds
- Only player in school history with four 400-point seasons and two 700-point seasons



# 2021-22

# THE UNIVERSITY OF IOWA

ONE OF THE NATION'S VERY BEST

Iowa City, Iowa. It is the home for one of the nation's leading public universities, the University of Iowa.

It's also the home of one of the nation's most successful college basketball programs, the Iowa Hawkeyes.

27 NCAA Tournament appearances • 3 Final Fours • 8 Sweet Sixteens • 4 Elite Eights • 8 Big Ten Championships

## HERE IS A SAMPLING OF IOWA'S MOST RECENT SUCCESS:

Iowa basketball has posted winning seasons eight of the last nine years under head coach Fran McCaffery, including 25 victories in 2013, second most in school history. The Hawkeyes have finished in the Big Ten first division and advanced to the NCAA Second Round four of the past six completed seasons.

The Hawkeyes won all 17 home games in 2006, posting the first-ever perfect record in Carver-Hawkeye Arena. Iowa has posted a 196-64 record in Carver-Hawkeye Arena over the past 15 seasons, including a 124-31 mark the last nine years. Iowa won a school-record 18 home games in 2013.

Iowa earned berths in the NCAA Tournament four of the past six completed seasons (winning games in 2015, 2016, 2019, and 2021), and reached the NIT in 2012 (Round of 16), 2013 (runner-up), and 2017 (second round).

Iowa has appeared in the NCAA Tournament 24 times over the past 43 years. The Hawkeyes have made three appearances in the NCAA Final Four and have advanced to the Sweet 16 three times since 1987.

The seven winningest seasons in Iowa basketball history, 30 wins in 1987, 25 wins in 2013 and 2006, 24 wins in 1988 and 23 wins in 1989, 1993, 1996, 2001, and 2019, are an indication of the past successes of Iowa basketball. Iowa has posted 20 or more wins in 15 of the past 26 seasons, including seven of the last nine.

Leading the Hawkeye program is head coach Fran McCaffery, who guided Iowa to five NCAA Tournament berths and three trips to the NIT over the last 10 years. McCaffery has coached six first team All-Big Ten honorees, including four All-Americans, over the last seven seasons (2014-21). McCaffery led three former teams to conference championships and five NCAA Tournaments. In 25 years as a college head coach, McCaffery's teams have averaged 18 wins per year.

## IOWA BASKETBALL: GREAT SUCCESS AND GREAT TRADITION

During the 2001-02 season, the University of Iowa celebrated 100 Years of Basketball. Iowa's basketball history includes 82 winning seasons, including 30 years in which the Hawkeyes have won 20 or more games.

ESPN released its 2009 college basketball encyclopedia and inside it included its ESPN/Sagarin all-time rankings. The University of Iowa's success on the court garnered the program a ranking of No. 10 in the country!

Iowa basketball teams have advanced to the NCAA Tournament 27 times, advancing to the NCAA Final Four in 1955, 1956 and 1980. In fact, Iowa is one of just 33 Division I programs to advance to the NCAA Tournament on 27 or more occasions. In addition, Iowa has made eight appearances in the NIT postseason tournament.

The start of the Iowa basketball program can be traced back to Jan. 18, 1896. On that date, Iowa City was the site of the first college basketball game played with five players on a side. The historic event took place in Close Hall on the University of Iowa campus. In that first game, the University of Chicago defeated Iowa, 15-12, with neither team using any substitutes.

From that first game in 1896, the Iowa basketball program has been recognized as one of the best in the nation. *Street & Smith's* magazine recently selected its "100 Greatest College Basketball Programs of All Time". In its special publication, the magazine recognized the Iowa program as No. 40 among over 300 Division I programs.

***PLAYING WITH PASSION AND A LOVE OF THE GAME: PUSHING THE BALL AND AGGRESSIVELY ATTACKING THE BASKET; FINDING THE OPEN TEAMMATE; CHANGING DEFENSE AND DISRUPTING THE RHYTHM OF THE OPPONENTS; SINKING THE OPEN 3-POINTER; AND HELPING OUT TEAMMATES***

When you add those components together, they add up to Iowa basketball, a style of basketball that is all-out fun for 40 minutes, a style of play that is exciting to watch, but more importantly, a style of basketball that players love to play.

As the Iowa Hawkeyes head into the 2021-22 season, the 12th year under coach Fran McCaffery and his coaching staff, Iowa basketball is in the midst of an era that features exciting and fun basketball that players enjoy playing and fans enjoying watching.

***“Hawkeye fans and our players enjoy our style of basketball. We compete and play the game the right way. We play an up-tempo style, push the ball, attack the basket and catch the defense off balance. We want to score in the 80s and 90s. Defensively, we change defenses and disrupt rhythm. We give Hawkeye fans an exciting style of basketball to watch. Our players have fun and enjoy what they do on the floor.***

***“We have a solid foundation and a tremendous environment to work with as we look to build on our 27 NCAA Tournament appearances and two Big Ten Tournament championships. We embrace the Hawkeye tradition and look forward to the challenges ahead.”***

**FRAN MCCAFFERY**  
Head Coach  
University of Iowa

McCaffery took over the Iowa basketball program in 2010 after rebuilding three basketball programs (Lehigh, UNC-Greensboro and Siena) as a head coach. McCaffery is one of just 14 Division I coaches to take four different programs (Iowa, Siena, UNC Greensboro and Lehigh) to the NCAA Tournament. He is the first to do so with three programs from one-bid leagues.

McCaffery has one of the most experienced coaching staffs in the nation at the University of Iowa. Kirk Speraw, Sherman Dillard, Billy Taylor, and Al Seibert have over 100 years of combined coaching experience.

In five seasons as the head coach at Siena, McCaffery led his team to an average of better than 22 victories per year, including back-to-back 27-win campaigns in 2009 and 2010. He led the Saints to three straight regular season championships and NCAA Tournament appearances (2008-10).

Thirteen of McCaffery’s 25 teams boasted third place or better finishes in their respective conference, including capturing league tournament titles five times. McCaffery coached teams have competed in 10 NCAA Tournaments and four NIT’s; an 11th NCAA Tournament would have been added to his resume in 2020, if not for the cancellation of the tournament due to COVID-19.

**Consider these facts about Fran McCaffery and his coaching career:**

He was named MAAC Coach of the Year in 2009 and District I Coach of the Year in 2010 by the National Association of Basketball Coaches

McCaffery has posted 13 20-win seasons as a head coach, including 11 of the last 15 years and seven of the last nine seasons.

Iowa placed third in the challenging Big Ten in 2015, 2016, and 2021. McCaffery boasts 20 upper division finishes, including eight of the last 10 seasons, in 25 years as a head coach.

The Hawkeyes have earned national rankings six of the past eight seasons. Iowa went wire-to-wire ranked inside the Associated Press Top 15 during the 2021 season, climbing as high as No. 3.

Led Iowa to 25 victories in 2013, equaling its second-highest total in school history, while also winning a school-record 18 home games. The Hawkeyes won 22 or more games and won an NCAA Tournament game four of the past six completed seasons.

In 25 years as a head coach, has led his teams to five conference tournament championships and 14 postseason appearances.



***Center Luka Garza became the program’s first consensus national player of the year in 2021. He is the only men’s basketball player in Big Ten history to amass more than 2,250 points and 900 rebounds.***



No.	Name	Pos.	Ht.	Wt.	Yr.	Hometown	High School
0	Filip Rebraca	F	6-9	230	Sr.	Sombor, Serbia	Williston Northampton/North Dakota
2	Joe Toussaint	G	6-0	190	Jr.	Bronx, New York	Cardinal Hayes
3	Jordan Bohannon	G	6-1	175	Sr.^	Marion, Iowa	Linn-Mar
4	Ahron Ulis	G	6-3	195	So.	Chicago, Ill.	Marion Catholic
11	Tony Perkins	G	6-4	205	So.	Indianapolis, Ind.	Lawrence North
13	Austin Ash	G	6-3	180	Sr.^	Cedar Rapids, Iowa	Mount Vernon
14	Carter Kingsbury	G	6-4	225	Fr.	Ponca, Neb.	Brewster Academy (NH)
15	Keegan Murray	F	6-8	225	So.	Cedar Rapids, Iowa	Prairie/DME Academy (FL)
20	Payton Sandfort	F	6-7	215	Fr.	Waukee, Iowa	Waukee
22	Patrick McCaffery	F	6-9	200	So.^	Iowa City, Iowa	West
23	Josh Ogundele	C	6-10	265	So.	London, England	Worcester Academy
24	Kris Murray	F	6-8	225	So.	Cedar Rapids, Iowa	Prairie/DME Academy (FL)
25	Luc Laketa	G	6-5	180	Fr.	Concord, Mich.	Winchendon School (MA)
30	Connor McCaffery	G/F	6-5	220	Sr.^	Iowa City, Iowa	West
44	Riley Mulvey	C	6-11	245	Fr.	Rotterdam, N.Y.	St. Thomas More

**Head Coach:** Fran McCaffery

**Assistant Coaches:** Kirk Speraw, Sherman Dillard, Billy Taylor

**Director of Operations:** Al Seibert

**Assistant Director of Operations:** Kyle Denning

**Director of Recruiting/Player Development:** Courtney Eldridge

**Video Coordinator:** Lucas Pauley

## PRONUNCIATION GUIDE

Luc Luketa..... LUKE Lah-KET-ah  
 Josh Ogundele ..... Oh-GOON-duh-lay  
 Filip Rebraca ..... Reh-BRAH-chuh

Kirk Speraw ..... SPEAR-awe  
 Joe Toussaint ..... TWO-sahnt  
 Ahron Ulis..... YOU-liss



**2020-21 Record:** 22-9**Big Ten Conference Record:** 14-6 (3rd)**2020-21 Postseason:** NCAA Second Round**Starters Returning/Lost:** 2/3**Lettermen Returning/Lost:** 10/5**Head Coach:** Fran McCaffery**Birthdate:** 5/23/59**Education:** B.S. -- Pennsylvania (The Wharton School), 1982  
Master of Education -- Lehigh, 1985**Career Record:** 467-329 (.587, 25 years)**McCaffery at Iowa:** 216-152 (.587, 11 years)**Big Ten Record:** 103-101 (.505, 11 years)**Best Time to Call:** Mornings, contact Athletic Communications**Assistant Coaches:**

Kirk Speraw, 12th year at Iowa (Iowa, 1980)

Sherman Dillard, 12th year at Iowa (James Madison, 1978)

Billy Taylor, third year at Iowa (Notre Dame, 1995)

**Director of Basketball Operations:**

Al Seibert (Fredonia State, 1985)

**Assistant Director of Basketball Operations:**

Kyle Denning (Iowa, 2015)

**Director of Recruiting/Player Development:**

Courtney Eldridge (UNC-Greensboro, 2015)

**Video Coordinator:** Lucas Pauley (Iowa, 2018)**Basketball Administrative Assistant:** Shelly Deutsch**Trainer:** Brad Floy**Basketball Office**

N215 Carver-Hawkeye Arena, Iowa City, IA 52242

**Telephone:** 319-335-9444 or 1-800-424-6677

Basketball Office Fax: 319-335-0900

**Starters Returning (2):**

Jordan Bohannon (G, 6-1, 175, Sr., 10.6 ppg, 3.1 rpg, 4.3 apg)

Connor McCaffery (G/F, 6-5, 220, RS-Sr., 3.3 ppg, 3.1 rpg, 3.6 apg)

**Lettermen Returning (8):**

Keegan Murray (F, 6-8, 225, So., 7.2 ppg, 5.1 rpg, 1.2 bpg)

Patrick McCaffery (F, 6-9, 200, RS-So., 5.2 ppg, 2.7 rpg, 0.9 apg)

Joe Toussaint (G, 6-0, 190, Jr., 3.7 ppg, 1.2 rpg, 2.4 apg)

Austin Ash (G, 6-3, 180, RS-Sr., 1.7 ppg, 0.4 rpg, 0.2 apg)

Ahron Ulis (G, 6-3, 195, So., 1.6 ppg, 0.9 rpg, 1.2 apg)

Tony Perkins (G, 6-4, 205, So., 1.6 ppg, 1.3 rpg, 0.7 apg)

Josh Ogundele (C, 6-10, 265, So., 0.9 ppg, 1.0 rpg)

Kris Murray (F, 6-8, 225, So., 0.6 ppg, 0.6 rpg, 0.1 apg)

**Newcomers (5):**

Carter Kingsbury (G, 6-4, 225, Fr., Ponca. Neb.)

Luc Laketa (G, 6-5, 180, Fr., Concord, Mich.) \*

Riley Mulvey (C, 6-11, 245, Fr., Rotterdam, N.Y.)

Filip Rebraca (F, 6-9, 230, Sr., Sombor, Serbia)

Payton Sandfort (G, 6-7, 215, Fr., Waukee, Iowa)

**Lettermen Lost (5):**

Luka Garza (C, 6-9, 265, Sr. 24.1 ppg, 8.7 rpg, 1.7 apg)

Joe Wieskamp (F, 6-6, 212, Jr., 14.8 ppg, 6.6 rpg, 1.7 apg)

CJ Fredrick (G, 6-3, 195, RS-So., 7.5 ppg, 1.1 rpg, 1.9 apg)

Jack Nunge (6-11, 245, RS-So., 7.1 ppg, 5.3 rpg, 1.3 apg)

Michael Baer (6-7, 215, Jr., 0.3 ppg, 0.3 rpg, 0.1 spg) \*

\* -- *non-scholarship athlete***Lettermen by Experience****5-year Lettermen (1):** Jordan Bohannon**3-year Lettermen (2):** Austin Ash, Connor McCaffery**2-year Lettermen (2):** Patrick McCaffery, Joe Toussaint**1-year Lettermen (5):** Keegan Murray, Kris Murray,

Josh Ogundele, Tony Perkins, Ahron Ulis

**Personnel Breakdown****By Class****Seniors (4):** Austin Ash (RS), Jordan Bohannon (6th year),  
Connor McCaffery (RS), Filip Rebraca**Juniors (1):** Joe Toussaint**Sophomores (6):** Patrick McCaffery (RS), Keegan Murray,  
Kris Murray, Josh Ogundele, Tony Perkins, Ahron Ulis**Freshmen (4):** Carter Kingsbury, Luc Laketa, Riley Mulvey,  
Payton Sandfort**By Height****6-0:** Joe Toussaint**6-1:** Jordan Bohannon**6-3:** Austin, Ash, Ahron Ulis**6-4:** Carter Kingsbury, Tony Perkins**6-5:** Luc Laketa, Connor McCaffery**6-7:** Payton Sandfort**6-8:** Keegan Murray, Kris Murray**6-9:** Patrick McCaffery, Filip Rebraca**6-10:** Josh Ogundele**6-11:** Riley Mulvey



The Iowa Men's Basketball team will lean on its depth in 2021-22 after two-time national player of the year Luka Garza and two-time all-conference honoree Joe Wieskamp graduated to the NBA. The Hawkeyes return 10 letterwinners and welcome five newcomers.

"We feel good about our personnel and depth," said Fran McCaffery, who enters his 12th season as Iowa's head coach. "If you look at our roster, I can go pretty deep. We have a nice blend of experienced guys and young talent. It's going to be a new team and take a little bit of time."

Iowa has four seniors on its roster, including Jordan Bohannon (6-foot-1, 175 pounds) who is taking advantage of the additional COVID year of eligibility and returning for his sixth season. Bohannon, who is Iowa's all-time leader in assists (639), 3-pointers made (364), free throw percentage (.887), and games played (143), shifts to shooting guard this season.



"We have a need there with the departure of Joe (Wieskamp)," McCaffery said. "He's running off screens a lot more, baseline runners, running out on the break, and firing at will, which is what I want him to do."

Running point will mostly be Joe Toussaint, Connor McCaffery, and Ahron Ulis. Toussaint (6-foot, 190 pounds) enters his third year after starting 20 games as a freshman and playing in all 31 games a year ago. Connor (6-foot-5, 205 pounds) is Iowa's most versatile player, having the ability to play four positions effectively. He led the nation in assist-to-turnover ratio in 2020 and ranked fourth in 2021. Ulis (6-foot-3, 195 pounds) gained valuable experience off the bench on last year's nationally-ranked squad.

"I've been impressed with both Ahron and Joe this off-season," said McCaffery. "They go against each other in practice a lot, and sometimes we put them together, which I like with their speed. They are both playing like veterans. Having Connor's veteran presence has been important. He is going to be an integral part of everything we do this year."

McCaffery has flexibility in the backcourt with sophomore Tony Perkins, freshman Payton Sandfort, and redshirt senior Austin Ash (6-foot-3, 180 pounds) also at his disposal. Perkins (6-foot-4, 210 pounds) played in 24 games as a true freshman in 2020. Ash, who earned a scholarship after last season, is one of the team's top sharpshooters, while Sandfort (6-foot-7, 215 pounds) has been making an impact in early-season practices.

"Tony is playing with great confidence," McCaffery said. "He can score and be a lockdown defender. Payton has looked really good" McCaffery said. "He's skilled and can shoot it. Payton picks things up quickly. Austin is in a position to potentially get some playing time."

McCaffery will look to a handful of players to solidify the frontcourt: Keegan Murray, Patrick McCaffery (6-foot-9, 200 pounds), Filip Rebraca, Kris Murray (6-foot-8, 225 pounds), Josh Ogundele, and Riley Mulvey. Keegan (6-foot-8, 225 pounds) had a breakout rookie year in 2020, earning All-Big Ten Freshman accolades after averaging 7.2 points, 5.1 rebounds, 1.3 blocks, and 0.8 steals.

"Keegan plays the game the right way," said McCaffery. "He's a smart guy, who is unselfish, and puts the team



first. He has the green light to take it coast-to-coast, shoot 3's, and rip and drive. We will be going to him a lot more. He is getting more comfortable in that role."

Rebraca (6-foot-9, 230 pounds) joins the roster after playing three seasons at the University of North Dakota. The native of Serbia, was a second-team All-Summit League honoree after leading the team in scoring (16.8), rebounding (7.8), and field goal percentage (.506) in 2021.

"Filip is going to be a key part of all that we are doing," McCaffery said. "He is a great fit. He has a complete skill-set for a big man. Filip has a good feel for how to play."

Patrick, Kris, and Ogundele (6-foot-11, 265 pounds) got their feet wet last season on a team loaded with talent. Mulvey (6-foot-11, 245 pounds) enters his rookie campaign after reclassifying in April, 2021.

"It will be a new opportunity for those three," said McCaffery. "Patrick is ready to take the next step. Patrick and Kris can all score. Josh lost 20 pounds and gained valuable experience going against the national player of

the year every day in practice last year as a freshman. Riley has size and has added muscle. He is still adjusting and is becoming more physical."

A team that loses 60 percent of its scoring from a year ago, playing its first six games at home was by design.

"When you have a younger team, we want to play more home games," McCaffery said. "The thought-process is to figure our team out and give the young guys an opportunity to develop early at home. And then obviously, the schedule strength gets tougher as you move on."

McCaffery's teams have always been known to run on makes and misses, and change defenses. This year will be no different.

"I've been impressed with our offensive decision making so far," said McCaffery. "We are going to up-tempo our defense. I'm encouraged by the effort and energy, but we need to be more connected. And that will come the more the guys are playing with each other on the floor."





Dr. Barbara J. Wilson began her term as the 22nd president of the University of Iowa on July 15, 2021. A native of the Midwest, President Wilson has extensive experience with Big Ten institutions. She earned her bachelor's degree in journalism and her master's degree and PhD in communication arts from the University of Wisconsin-Madison. She came to Iowa most recently having served as the executive vice president/vice president for academic affairs of the University of Illinois System, which consists of universities at Urbana-Champaign, Chicago, and Springfield. In this role, she worked closely with the chancellors and provosts on strategic planning, budgeting, and system-wide academic initiatives, and she advocated for the U of I System across the state and nation. Prior to that, she served as head of the Department of Communication, vice provost for academic affairs, executive vice provost for faculty and academic affairs, Harry E. Preble Dean of the College of Liberal Arts and Sciences, and interim chancellor of the University of Illinois Urbana-Champaign. President Wilson was a member of the Illinois faculty at Urbana-Champaign for 21 years. From 2008 to 2018, she was named the Kathryn Lee Baynes Dallenbach Professor in the College of Liberal Arts and Sciences in recognition of her scholarship.



President Wilson's research focuses on the social and psychological effects of the media, particularly on youth. She is coauthor or coeditor of four books, including *Children, Adolescents, and the Media* (2014, Sage) and *the Handbook of Children, Media, and Development* (2008, Blackwell). She also has authored over 80 research articles, book chapters, and technical reports on media effects and their implications for media policy. In 2008, she was elected as Fellow of the International Communication Association. She has served on the editorial boards of 14 academic journals in communication.

Before joining the Urbana-Champaign faculty, President Wilson was a professor of communication at the University of California, Santa Barbara for 12 years, and served there as director of graduate studies in the Department of Communication for much of that time. She began her academic career as a faculty member in communication at the University of Louisville.

President Wilson is a native of Appleton, Wisconsin. Her spouse, John Lammers, is a retired professor of communication. Their grown children include Isabel and Grace as well as John's daughter Emily.



**Gary A. Barta**  
**Henry B. and Patricia B. Tippie**  
**Director of Athletics Chair**



Gary Barta is in his 16th year as the director of athletics at the University of Iowa, where he occupies the Henry B. and Patricia B. Tippie Director of Athletics Chair. The position was endowed in 2017 by the Tipplies, longtime supporters of the University of Iowa and Hawkeye Athletics. Henry B. Tippie earned his UI degree in 1949 and was presented with an honorary degree in 2009.

Barta is in his third year as a member of the College Football Playoff (CFP) Selection Committee, serving his second year as committee chairman in 2021. He was appointed to the selection committee by the CFP Management Committee in February, 2019 and is serving a three-year term.

Despite the disruption of college athletics forced by the COVID-19 pandemic during the 2020-21 academic year, Iowa Athletics enjoyed a banner year of success across the board. Iowa earned its highest finish in the IMG Learfield College Director's Cup since 1997.

The Hawkeyes claimed six Big Ten Conference championships, including wrestling (regular season and postseason), soccer (postseason tournament) women's gymnastics (regular season), and men's track, claiming both the indoor and outdoor championships. Six student-athletes were named Big Ten Athlete of the Year in their respective sports.

In addition, field hockey advanced to the Final Four, football earned a postseason bowl invitation (game was canceled), men's basketball reached the second round of the men's NCAA Tournament, and women's basketball reached the Sweet 16 of the women's NCAA Tournament. Soccer won its first ever NCAA Tournament game and the baseball and softball teams each placed fourth in the Big Ten, as did the women's tennis team.

The Hawkeye wrestling team won the NCAA Championships along with its Big Ten title, and the men's track team placed 12th nationally at the NCAA Championships, its highest finish since 1967.

**2020-21 Hawkeye Athletics Highlights**

• **Win** •

**Football:** After narrow four and one point losses to open the season, Iowa football won six straight games to post an overall 6-2 record, all in Big Ten play. The Hawkeyes were set to face Missouri in the Music City Bowl in late December before that event was canceled due to COVID-19.

Head coach Kirk Ferentz has earned 168 career victories at Iowa, becoming the winningest football coach in school history. Iowa's win at Penn State was victory No. 100 in Big Ten play for Ferentz, who led his team to trophy game wins over Minnesota, Nebraska, and Wisconsin.

Two Hawkeye players were named Player of the Year at their position in the Big Ten Conference, including unanimous consensus All-American defensive tackle Daviyon Nixon.

**Wrestling:** Iowa claimed the Big Ten regular season and postseason championships, Spencer Lee earned a third individual national title. Lee was the winner of the Dan Hodge Trophy and was named Big Ten Wrestler of the Year. Head coach Tom Brands was named NWCA, InterMat and Big Ten Conference Coach of the Year.

**Men's Basketball:** Iowa was nationally ranked inside the top 15 all season, ascending as high as No. 3. Iowa earned a No. 2 seed in the NCAA Tournament, matching the highest seed in program history. Iowa's 14 conference wins are the most in Big Ten play since 1987. The Hawkeyes won eight games against AP Top 25 opponents.

Individually, center Luka Garza was the consensus national Player of the Year and first-team All-American. Garza became Iowa's all-time scoring leader with 2,306 points, which ranks seventh most in Big Ten history. Garza is the fifth Hawkeye under head coach Fran McCaffery to earn first-team All-Big Ten honors in the last eight seasons. McCaffery has guided Iowa to 20 wins or more in seven of the past nine seasons and upper-division Big Ten finishes eight of the past nine years.

**Women's Basketball:** Head coach Lisa Bluder's team posted a 20-10 overall record and an 11-8 mark in the Big Ten in 2020-21. Iowa made its 26th NCAA Tournament appearance, advancing to the program's eighth Sweet 16. Freshman Caitlin Clark was named the Big Ten Freshman of the Year, consensus national Co-Freshman of the Year, consensus All-American, and Dawn Staley Award winner. Clark and junior Monika Czinano were first-team All-Big Ten selections. Bluder and her staff led Iowa to its 12th 20-win season over the last 14 seasons and 14th in Bluder's tenure.

**Field Hockey:** Iowa advanced to the NCAA Final Four for the 12th time in program history, as Coach Lisa Cellucci was named Big Ten Conference Coach of the Year. Junior Anthe Nijziel was named Big Ten Player of the Year, Big Ten Defensive Player of the Year, and earned All-Big Ten honors. Seniors Ellie Holley and Maddy Murphy also earned All-Big Ten recognition. Holley and Nijziel were named to the NCAA All-Tournament team and the trio were named All-Americans. Fifteen Hawkeyes were named to the Division I National Academic Squad – the most in program history.

**Soccer:** The women's soccer team won the Big Ten Conference Tournament for the first time in school history, defeating each of the top three seeds. The Hawkeyes earned the automatic bid to the NCAA Championships, and defeated Campbell, 1-0, in the first round for their first-ever NCAA tournament victory.

**Track & Field:** The Iowa men's track and field team won both the indoor and outdoor Big Ten Conference titles. The outdoor squad ended the season with a 12th place finish at the NCAA Championships, Iowa's highest finish since 1967. Jaylan McConico was named Big Ten Athlete of the Year for outdoor track and head coach Joey Woody was named Big Ten and USTFCCA Regional Coach of the Year in both the indoor and outdoor seasons. In women's track, Lauluga Tausaga became a seven-time All-American and was runner-up at the NCAA Championships in discus. Track and field athlete Marissa Mueller was awarded a 2021 Rhodes Scholar, becoming just the second female ever at Iowa to earn that distinction.

**Men's Tennis:** The Hawkeyes were led by individual accomplishments; Kareem Allaf became the program's all-time wins leader with 164 combined singles and double victories and Will Davies tied the school's all-time doubles benchmark with 71 victories. The doubles team of Oliver Okonkwo and Davies were ranked as high as No. 2 nationally, the highest ranking by a doubles team in school history. They became the seventh doubles team in program history to qualify for the NCAA Championships.

**Women's Tennis:** Freshman Alexa Noel led the Hawkeyes to a fourth place finish in the Big Ten. Noel was named the Big Ten's Player of the Year and Freshman of the Year. Noel won her first 24 matches of the season before falling in the second round of the NCAA Championships. Noel earned first-team All-America honors while being ranked as high as 13th nationally. She is the first All-American in program history.



**Baseball:** Iowa baseball posted a 26-18 record in the 2021 conference-only season to tie for fourth in the Big Ten. After a slow start the Hawkeyes claimed five straight series wins to improve to 18-12 in late April. Iowa owned the second-best fielding percentage (.977), posted the fourth-best ERA (4.68), and scored the fifth most runs (277) in the Big Ten. Iowa was led by Friday night starter and redshirt junior Trenton Wallace, who became the program's first Big Ten Pitcher of the Year. Wallace and redshirt senior outfielder Ben Norman earned first-team All-Big Ten honors. Wallace and Norman earned ABCA/Rawlings Midwest All-Region first-team honors, with Wallace also becoming the ninth All-American (by Collegiate Baseball and the ABCA) under head coach Rick Heller.

**Women's Gymnastics:** Women's gymnastics posted a perfect 8-0 record to win its first Big Ten Conference regular season championship, while once again advancing to the NCAA Championships. The Hawkeyes posted four of the top nine scores in program history and highest national ranking, moving as high as No. 7 in the nation. Head coach Larissa Libby earned Big Ten Coach of the Year honors, while Adeline Kenlin was named conference Freshman of the Year and three gymnasts earned first or second-team All-America honors.

**Swimming & Diving:** Iowa swimming and diving broke eight school records during the 2021 season, and the program had five NCAA Championships qualifiers. Academically, the program had 30 Academic All-Big Ten selections and eight athletes were named College Swimming Coaches Association of America (CSCAA) All-Americans.

**Softball:** Head coach Renee Gillispie led the Hawkeyes to a 26-18 record and a fourth place finish in the Big Ten, Iowa's highest finish since 2012. Senior pitcher Allison Doocy earned All-Region honors and two Hawkeyes newcomers were named to the Big Ten All-Freshman team.

**Men's Golf:** Head coach Tyler Stith was named Big Ten Conference Coach of the Year after leading Iowa to a second place finish at the conference championships and Big Ten Match Play event. Iowa fell one stroke short at the spring championships while being led by individual champion

Mac McClear. Senior Alex Schaake was voted Big Ten Co-Player of the Year for the second time (2019), and earned honorable mention All-America distinction by GolfWeek, while Schaake and McClear were each named first-team All-Big Ten and All-Midwest Region.

**• Graduate •**

- Hawkeye student-athletes recorded an 89 percent Graduation Success Rate (GSR). UI student-athletes rank higher than the national average in GSR and 11 teams ranked at or above the previous year.
- Seven UI programs posted a perfect GSR score: women's basketball, field hockey, women's golf, men's gymnastics, softball, women's swimming, and volleyball.
- Hawkeye student-athletes had an average GPA of 3.18 during the 2020-21 fall semester and a 3.15 GPA in the spring. Iowa student-athletes have had an average GPA of over 3.0 the last seven years.
- 298 Iowa student-athletes earned Academic All-Big Ten recognition for the 2020-21 school year.
- 106 Big Ten Conference Distinguished Scholars.
- Over 420 student-athletes earned Dean's List and President's List honors.
- Track and field senior Marissa Mueller was named a 2021 Rhodes Scholar.
- Field Hockey: A program record 15 Hawkeyes were named to the Zag Field Hockey/NFHCA Division I National Academic Squad.
- Men's & Women's Cross Country: Teams were named 2020 United States Track & Field and Cross Country Coaches Association (USTF-CCCA) All-Academic Team.
- Rowing: Amassed 26 spring 2020 Dean's List honorees, with five earning President's List Recognition.
- Soccer: Earned the United Soccer Coaches Team Academic Award after posting a 3.49 team GPA.
- Swimming & Diving: Both men's and women's teams earned the CSCAA Scholar All-America team honor for both the fall and spring semesters. Thirteen Hawkeyes earned individual Scholar All-America distinction.

- Wrestling: Five NWCA Scholar-Athletes and 13 Academic All-Big Ten honorees.
- Baseball had a school-record 19 Academic All-Big Ten selections.
- Softball: Five student-athletes earned Dean’s List honors during spring semester, 2021, while 12 earned Academic All-Big Ten recognition.
- Volleyball: Set a program record with 10 academic All-Big Ten selections in the fall of 2020. Fourteen student-athletes were named to the Dean’s list in the 2020-21 academic year.
- Men’s Tennis: Tied program record with six student-athletes earning Academic All-Big Ten accolades.
- Women’s Golf: Jacquelyn Galloway, Dana Lerner and Lea Zeitler were named Women’s Golf Coaches Association (WGCA) All-American Scholars. Stephanie Herzog, Manuela Lizarazu, Lilly Gentzkow, and Zeitler were named to the Dean’s List.

**• Do It Right •**

- The University of Iowa Athletics Department and the UI Stead Family Children’s Hospital facilitated the “Kinnick Wave” during home football games in 2017, creating national recognition. The “Kinnick Wave” was presented the Disney Spirit Award in 2017.
- Twelfth anniversary: Iowa Football/University of Iowa Children’s Hospital “Kid Captain” program.
- Student-Athlete Academic Services has sponsored the annual Iowa Student-Athlete Advisory Committee (ISAAC) Day of Caring for 22 years, with over 250 student-athletes assisting area agencies with spring clean-up, landscaping, sustainability projects, etc. This service opportunity is in collaboration with United Way of Johnson and Washington Counties.
- Student-athletes annually participate in over 4,000 appearances resulting in the accumulation of more than 10,000 hours of community service and programming. Student-athletes also participate in educational programming opportunities throughout the year.
- The Gerdin Athletic Learning Center re-opened for in-person meetings in August, 2020, following solely remote work during the spring and summer 2020. During the academic year, student-athletes completed ~30,000 hours of quiet study time, advising appointments, and tutorial sessions.
- Within the Hawkeye Life Program, student-athletes gain experience in six areas which include Leadership, Community Engagement, Academic Success, Career Development, Health & Well-Being, and Diversity & Inclusion. 2020-21 highlights:
  - o Diversity & Inclusion - - 800+ student-athletes, coaches, staff, and administrators took part in DEI related programming during the 2020-2021 academic year. This included the annual Town Hall event discussing the topic of inclusive excellence, all staff meeting discussing the history of DEI at Iowa and specifically Iowa Athletics, and the unsportsmanlike conduct series dedicated to DEI and mental health.
  - o Leadership - - Dance Marathon Fundraising - \$1,800 ISAAC alone, but also collaborated with Athletics Marketing for the “Fan Cut Outs” program, resulting in over \$12,000 total between the combined efforts.
  - o Five ISAAC student athletes participated in a virtual DM Athlete Hour and talked with families

- o #B1GVote - Completed the 90% Challenge, voting discussions/talks, etc.
- o Community Engagement - - Week of Caring economic impact resulted in \$4,352 being raised for local agencies and organizations, including Iowa City Animal Center, Ronald McDonald House, Community Food Bank, Iowa City Community School District, and Coralville Central Elementary and Northwest Junior High School
- o Career Development - - Nearly 300 students attended career related events including a financial literacy series, Polk County I-Club senior recognition, graduate, and professional school fair, and one-on-one career counseling meetings. Academic Services created a H2P (Hawks to Professionals) ICON page which allowed students to participate in virtual career opportunities during the pandemic. 508 unique students have been active on the Icon page since it was made live in July 2020.
- o Health & Well-Being - - Featured speaker Victoria Garrick (former USC volleyball player) to discuss mental health and disordered eating/body image

**• Fan Support •**

- In 2019-20, Iowa ranked in the top 25 in home attendance for football and men’s and women’s basketball. Iowa has led the nation in wrestling home attendance for 14 straight seasons.
- Iowa led the nation in wrestling home attendance in 2019-20, setting an all-time record (12,568).
- Iowa ranked 10th in the nation in women’s basketball home attendance in 2019-20 (7,102).
- Iowa ranked 20th in the nation in football home attendance in 2019 (65,557).
- Iowa ranked 27th in the nation in men’s basketball home attendance in 2019-20 (12,357).

**• Personal •**

Barta’s involvement in the UI campus and the greater Iowa City community extends beyond his position as director of the UI’s Intercollegiate Athletics programs. He is a member of the President’s Cabinet, comprised of vice presidents and other campus leaders who provide counsel to the UI’s president.

Barta remains active at the conference and national levels. He currently serves on the CFP Selection Committee and has been named chair in 2021 for a second consecutive year. Barta is a member of the LEAD1 Board of Directors and just completed a multi-year term on the NCAA Division I Council. He is regularly involved in National Association of Collegiate Directors of Athletics (NACDA) events and activities.

From a state and local community standpoint, Barta has been a regular participant in numerous Chamber and Convention & Visitors Bureau initiatives during his tenure. He is a long-standing member of the UI Partnership for Alcohol Safety Committee and participated for several years on the United Way of Johnson and Washington Counties’ Board of Directors, including a term as chair. Barta also serves on the Iowa Sports Foundation Board of Directors.

Barta earned a Bachelor of Science degree in mass communication and broadcast journalism from North Dakota State in 1987. He was an option quarterback for Bison football squads that won the Division II NCAA National Championship in 1983, 1985, and 1986.

Barta, and his wife, Connie, have a son, Luke (23), and a daughter, Madison (21). He was born Sept. 4, 1963, in Minneapolis.

**Barta’s Administrative Career**

Position	Years
Henry B. and Patricia B. Tippie Director of Athletics Chair, Iowa	Aug. 1, 2006-Present
Athletic Director, Wyoming	2003-2006
Senior Associate A.D., Washington	1996-2003
Director of Athletics Development/External Relations, Northern Iowa	1990-1996
Associate Director of Development, North Dakota State	1988-1990



For 11 years, University of Iowa head men's basketball coach Fran McCaffery has maintained enthusiasm and excitement surrounding the Hawkeye basketball program. After more than two decades as a head coach, he has coached his teams to 10 NCAA tournaments and four NITs, with an overall record of 467-329 (.587).

McCaffery, who is the Big Ten's third longest tenured head coach behind Michigan State's Tom Izzo and Matt Painter of Purdue, surpassed Lute Olson for second on Iowa's all-time win chart with its victory at Indiana on Feb. 7, 2019. McCaffery concluded his 11th season as Iowa's head coach in 2021 with 216 wins.



McCaffery, 62, was named the University of Iowa's 22nd head men's basketball coach on March 29, 2010. The Philadelphia native has accumulated 20 upper division conference finishes. McCaffery has posted 13 seasons of 20 wins or more as a head coach, including 11 in the last 15 years. McCaffery and the Hawkeyes have placed fifth or better in the Big Ten standings five of the last seven seasons, including third place finishes in 2015, 2016, and 2021.

Since taking over the program in 2010, the Hawkeyes have vaulted back to national prominence. Iowa has appeared in a postseason tournament eight of the last nine complete seasons (5 NCAA, 3 NIT). McCaffery guided the Hawkeyes to five of the last seven NCAA Tournaments (2014, 2015, 2016, 2019, 2021) and reached the NIT championship game in 2013 with a team that won 25 games.

Over the last three seasons, Iowa has won 20+ games and posted NCAA Tournament victories in 2019 and 2021. McCaffery recruited and coached Luka Garza, the most decorated men's basketball player in Iowa history. Garza was a two-time Big Ten and National Player of the Year, Pete Newell Big Man of the Year, Kareem Abdul-Jabbar Center of the Year, and unanimous consensus first-team All-America. He rewrote Iowa's record book earning consensus 2021 National Player of the Year laurels, including winning the prestigious Naismith Trophy, John R. Wooden Award, and Oscar Robertson Trophy. Garza broke Iowa's career (2,306) and single-season (747) scoring records and is the only Big Ten player to amass more than 2,250 points, 900 rebounds, 150 blocks, and 100 3-pointers.

Iowa was ranked as high as No. 3 nationally during the 2016 and 2021 seasons. The Hawkeyes were ranked for 16 consecutive weeks in 2019, the final nine weeks of the 2020 season, and in 2021 went wire-to-wire in the top 15 of the AP Poll for the first time since the 1989 campaign.

Iowa won 15 games over AP Top 25 opponents over the last two seasons (2020-21), tops among all Division I teams. In 2021, Iowa won 14 Big Ten regular season games, its highest total since 1987, and reaching 10 league wins for the sixth time in seven seasons. The Hawkeyes earned a No. 2 seed in the NCAA Tournament, tying its highest ever seed in tournament history (No. 2 in 1987).

McCaffery's up-tempo style of play is a favorite among his players. Iowa has led the Big Ten in scoring each of the last two seasons, including ranking fifth nationally in 2021. Iowa averaged 83.7 points per game last season, its highest scoring average in 32 years and highest by any McCaffery-coached team in 25 years. Additionally, Iowa was tops in Division I in assists per game (19.2) and assist-to-turnover ratio (2.0) in 2021.

In 2020, McCaffery orchestrated one of his best coaching jobs during his Iowa tenure. Working with a depleted team due to injuries and redshirts, he led the nationally-ranked Hawkeyes to 20 regular season wins and a likely invitation to the NCAA Tournament if not for the cancellation of the postseason due to the COVID-19 pandemic.

McCaffery continues to get the most of his talent, coaching an All-American four of the last six seasons: Jarrod Uthoff (2016), Peter Jok (2017), and Garza (2020 & 2021). He has mentored an All-Big Ten honoree(s) nine of the last 10 years, including first-team selections: Devyn Marble (2014), Aaron White (2015), Uthoff (2016), Jok (2017), and Garza (2020 & 2021). McCaffery also developed Gabriel Olaseni and Nicholas Baer into the 2015 and 2017 Big Ten Sixth Man of the Year, respectively. Garza became the first Hawkeye in 52 years to earn Big Ten Player of the Year honors, achieving the distinction twice (2020 & 2021) and first Hawkeye in 68 years to earn consensus first-team All-America recognition.

Joe Wieskamp was voted to the All-Big Ten second team in 2021 and third team in 2020, while CJ Fredrick (2020) and Keegan Murray (2021) became the seventh and eighth players, respectively, during McCaffery's tenure to be voted to the All-Big Ten Freshman Team. Garza and Wieskamp were the fifth highest scoring duo in Division I both in 2020 and 2021, averaging 37.9 points per game in 2020 and 38.9 in 2021. Garza and Wieskamp are the second-highest scoring duo in program history.

Three years ago, the Hawkeyes amassed 23 victories, the program's second highest total in 13 seasons, and won an NCAA Tournament game for the third time in five seasons. The Hawkeyes started 2018-19 strong with McCaffery guiding the team to an undefeated nonconference record, something that had not been accomplished in 32 years. Iowa recorded five wins over ranked opponents with only one senior on its squad, a total that matched the most by an Iowa team in 13 seasons. McCaffery coached four Hawkeyes to postseason recognition in 2018-19: Tyler Cook earned second-team All-Big Ten laurels, Bohannon was named to third-team all-conference, Garza was an honorable mention selection, while Wieskamp was named to the All-Freshman Team. Bohannon finished his Hawkeye career in 2021 as the program leader in assists (639), 3-pointers (364), free throw percentage (.887), and games played (143).

Iowa has averaged 20 wins the last 10 seasons, with its 205 victories between 2013-21 being the most over a 10-year span at Iowa since 1986-94. McCaffery is the first head coach to lead Iowa to 18 or more victories in six straight seasons (2012-17), while winning 20 games or more seven of the last nine years.

The past 11 years, McCaffery coached 18 Hawkeyes to professional contracts, including Wieskamp and Garza, who were both selected in the 2021 NBA Draft. Wieskamp was chosen by the San Antonio Spurs, while the Detroit Pistons picked Garza. The University of Iowa was one of only two Big Ten schools with multiple draft picks in 2021.

McCaffery recruited and coached White to an illustrious Hawkeye career. White became the first Iowa player to score 1,800 points and collect 900 rebounds, while also leading the team in rebounding all four years. He ranks third in scoring (1,859) and fourth in rebounding (901). He made more free throws than any other Big Ten player in 50 years, ranking third all-time in Big Ten annals with 618.

McCaffery had one his best coaching jobs at Iowa in 2017, working with one of the youngest teams in the country and nearly receiving a berth in the NCAA Tournament. Iowa tied for fifth in the Big Ten and was one of the last four out of the tournament field. Jok led the team, becoming Iowa's fifth Big Ten scoring champion in school history, averaging 19.9 points per game. For half the season, Jok started alongside four freshmen -- Iowa's youngest starting lineup in school history. Undaunted, McCaffery and the Hawkeyes progressed as the season went on ultimately winning four games against nationally ranked teams, including No. 21 Wisconsin and No. 24 Maryland on the road.

In addition to leading the Big Ten in scoring, Jok established new school free throw records in single-game makes (22) and single-season accuracy (.911). Freshman Cordell Pemsil broke the school's single-season field goal percentage mark (.617), while rookie Jordan Bohannon rewrote the Iowa freshman record books in assists (175), 3-pointers (89), and double-doubles in points and assists (3).

In 2018, a trio of underclassmen led the Hawkeyes in sophomores Cook and Bohannon, and freshman Garza. Cook joined Greg Stokes as the only Hawkeyes to total more than 500 points and 200 rebounds their sophomore season, while newcomer Garza became just the fourth Hawkeye rookie in program history to score 400 points. Bohannon became the sixth Hawkeye in program history to total more than 400 points and 150 assists in a season and is the only Division I player to total more than 150 assists and 80 3-pointers as a freshman and sophomore over the last 25 years.

In 2016, McCaffery coached an Iowa team to heights that had not been seen in Iowa City in decades. The Hawkeyes were nationally ranked the final 12 weeks of the season, including ascending as high as No. 3 -- its highest ranking since 1987. Iowa won five games over AP Top-25 teams. The Hawkeyes rec-orded back-to-back 12-win seasons in Big Ten play for just the third time in school history (1981-82 and 1987-88) and won an NCAA Tournament game in consecutive seasons for the first time since 1996-97. Additionally, Iowa swept Michigan, Purdue, and Michigan State (6-0) for the first time since 1954. Uthoff and Jok combined to average 35 points per game, Iowa's third-highest scoring duo the last 40 seasons.

Individually, Uthoff joined a prestigious list of Hawkeye greats. The forward became the fifth consensus All-American in program history. He also was named the Men's



## McCaffery's Coaching Record

Year	School	Overall		Conference		Postseason
		W-L	Pct.	W-L	Pct.	
1985-86	Lehigh	13-15	.464	---	---	---
1986-87	Lehigh	15-14	.517	---	---	---
1987-88	Lehigh	21-10	.677	8-6	.571	NCAA First Round
1999-00	UNCG	15-13	.536	9-7	.563	---
2000-01	UNCG	19-12	.704	10-6	.625	NCAA First Round
2001-02	UNCG	20-11	.645	11-5	.688	NIT (0-1)
2002-03	UNCG	7-22	.241	3-13	.188	---
2003-04	UNCG	11-17	.393	7-9	.438	---
2004-05	UNCG	18-12	.600	9-7	.563	---
2005-06	Siena	15-13	.536	10-8	.556	---
2006-07	Siena	20-12	.625	12-6	.667	---
2007-08	Siena	23-11	.676	13-5	.722	NCAA Second Round
2008-09	Siena	27-8	.771	16-2	.889	NCAA Second Round
2009-10	Siena	27-7	.794	17-1	.944	NCAA First Round
2010-11	Iowa	11-20	.355	4-14	.222	---
2011-12	Iowa	18-17	.514	8-10	.444	NIT (1-1)
2012-13	Iowa	25-13	.658	9-9	.500	NIT runner-up (4-1)
2013-14	Iowa	20-13	.606	9-9	.500	NCAA First Round
2014-15	Iowa	22-12	.647	12-6	.667	NCAA Second Round
2015-16	Iowa	22-11	.667	12-6	.667	NCAA Second Round
2016-17	Iowa	19-15	.559	10-8	.556	NIT (1-1)
2017-18	Iowa	14-19	.424	4-14	.222	---
2018-19	Iowa	23-12	.657	10-10	.500	NCAA Second Round
2019-20	Iowa	20-11	.645	11-9	.550	Postseason canceled
2020-21	Iowa	22-9	.710	14-6	.700	NCAA Second Round
<b>25-year Total</b>		<b>467-329</b>	<b>.587</b>			

Basketball Division I Academic All-American of the Year. Uthoff became the first Iowa men's basketball player to ever be named a con-sensus and Academic All-American of the Year. Jok's game erupted, boasting the best points per game increase in the Big Ten from 2015 to 2016. Jok garnered second team all-conference honors as a junior.

In 2015, Iowa's seven true road victories were the most by a Hawkeye team since 1987. And in the NCAA Tournament, McCaffery and the Hawkeyes posted the largest margin of victory ever in a 7/10 match-up, beating 10th-seeded Davidson, 83-52, in the second round. The 31-point win was the largest by any Hawkeye team in a postseason game.

McCaffery and the Hawkeyes have made Carver-Hawkeye Arena one of the most feared arenas to play in nationally. Fans have embraced McCaffery and his team's style of play, with attendance increasing by more than 50 percent since 2010. The Hawkeyes won a school-record 18 home contests in 2013. Iowa won 13 consecutive home contests in 2019-20, its second-longest win streak inside Carver-Hawkeye Arena in a single season. The Hawkeyes have won 14 home games each of the last three seasons (2019-21).

The positive steps McCaffery has taken the Iowa men's basketball program in 11 seasons are par-for-the-course for a coach who has demonstrated his ability to rebuild programs. McCaffery is one of just 14 Division I head coaches to take at least four different programs to the NCAA Tournament.

McCaffery continues to create interest with recruits on a national level due to his tireless work ethic. McCaffery's is a proven recruiter, demonstrated by signing

the 25th-best recruiting class in the country prior to the 2013 season. His 2017 and 2018 recruiting classes included talented players from across the country, including Garza (Washington, D.C.), Wieskamp (Iowa), and Fredrick (Kentucky) -- each earning Player of the Year honors.

Under McCaffery's direction, Iowa won 20 or more games four straight seasons (2013-16), the program's longest streak in 15 years. The Hawkeyes accumulated 25 victories in 2013, which equal the second-most win total in school history (20 in 2014, 23 in 2019, 22 in 2015, and 22 in 2016).

McCaffery has served as head coach at four institutions: Iowa, Siena, UNC-Greensboro and Lehigh. The four teams had a combined record of 35-84 (.204) the season prior to his arrival. By year three, they had a total record of 89-45 (.664).

McCaffery came to Iowa after five successful seasons at Siena.

McCaffery's five years at Siena were the best in its 70-year history, which earned the head coach entry into the Siena Athletics Hall of Fame in 2018. His efforts earned He led the Saints on an incredible run that ended with three straight conference championships and NCAA Tournament appearances. In so doing, Siena became the only program in the country to win its regular season and postseason title 2008-10.

McCaffery's Saints owned a 112-51 record in his five years with the program. After orchestrating the fifth greatest turnaround in Division I play his first year, McCaffery led Siena to a 20-win season and a MAAC Championship game appearance in his second. In

2007-08, Siena took its biggest step forward under his direction, earning the MAAC regular-season and tournament championship, as well as an NCAA Tournament first-round win over Vanderbilt. In 2008-09, the Siena program enjoyed unprecedented success. Siena won the regular-season title by equaling a program record with 27 wins before capturing the tournament crown. The Saints went on to defeat Ohio State in double overtime in one of the tournament's most exciting games.

In 2010, McCaffery led Siena to its fourth straight 20-win season, something never before achieved in program history. Siena ran away with the league title, clinching the No. 1 seed in the tournament and ultimately knocking off Fairfield in the MAAC title game.

The 2009 MAAC Coach of the Year is the third-winningest coach, by percentage, in league history (68-22, .756). He is the only coach to guide a MAAC program to two NCAA Tournament wins.

The 2008 season will also go down as one of the most memorable in Siena basketball history. McCaffery became just the 31st coach to take three different programs to the "Big Dance", and he was the first to do so with three programs from one-bid leagues (conference's that sent just one team the year his program advanced). Siena pounded Rider in the MAAC title game on its home floor to earn the MAAC's automatic bid. Less than two weeks later, McCaffery put together the perfect game plan and Siena led from start-to-finish in a triumph over Vanderbilt. Many considered the victory the greatest in school history, challenged at the time only by the program's 1989 upset of Stanford in the NCAA first round.

Siena won 20 games in McCaffery's second season (2007) and tied for third place in the MAAC with a 12-6 finish. McCaffery's Saints were the highest scoring team in the league, and they peaked at the right time, winning seven of their last eight regular-season games and advancing to play for the league championship.

McCaffery's first recruit - senior Kenny Hasbrouck - graduated as the most important player in program history. He was named MAAC Rookie of the Year as a freshman, MAAC second team and All-Tournament team as a sophomore, collegeinsider.com Mid Major Player of the Year, MAAC first team and MAAC Tournament MVP as a junior and MAAC Player of the Year, MAAC Tournament MVP, NABC All-District and MAAC first team as a senior.

His second class is widely regarded as the best in program history. Edwin Ubiles, Alex Franklin, and Ronald Moore finished their four-year careers with a 97-38 (.719) overall record, three MAAC Championships in four title game appearances, three-straight NCAA Tournament appearances and two NCAA Tournament first round victories. Ubiles was a two-time MAAC first team, NABC All District first team and MAAC Tournament team selection and the 2007 MAAC co-Rookie of the Year. Franklin, a two-time NABC All District selection, earned 2008 and 2009 MAAC second team and MAAC Tournament team honors. He won the 2010 MAAC Player of the Year award (Siena's second straight) and the 2010 MAAC Tournament MVP. Moore, the pulse of the team, earned 2009 MAAC second team and 2010 MAAC first team honors as well as a spot on the 2010 MAAC Tournament team. He became the MAAC's all-time assists leader in the 2010 MAAC Championship game.



In total, four Saints were named to either the first or second All-MAAC team in 2009, newcomer Kyle Downey was an All-Rookie selection and Clarence Jackson was named MAAC Sixth Man of the Year.

McCaffery took over at Siena from UNC-Greensboro, where he posted a 90-87 record in six seasons. In his first year at the helm, Greensboro placed third in the North Division. He guided the Spartans to the 18th-best improved record among NCAA Division I teams.

In McCaffery's second season, he guided the Spartans to unprecedented heights with a 19-12 record and the 2001 SoCon Tournament Championship. The Spartans defeated Chattanooga in the finals and received the SoCon's automatic bid to the NCAA Tournament. The following year (2001-02) McCaffery led the Spartans to their first 20-win season since joining the conference. It marked the first time the program claimed a share of the SoCon North Division title as well. After falling to eventual tournament champion Davidson in the conference tournament semifinals, the Spartans were awarded a berth into the 2002 NIT.

In his final year in Greensboro, McCaffery brought the Spartans to the brink of the NCAA Tournament before a SoCon Championship game loss to Chattanooga. He led UNCG to a victory over Davidson in the semifinals, defeating a team that had been 16-0 in conference play. A big part of that success was SoCon Freshman of the Year Kyle Hines.

McCaffery spent the 11 years prior to his arrival at Greensboro at Notre Dame as an assistant coach and

recruiting coordinator, working on the staffs of Richard "Digger" Phelps and John MacLeod.

Among the players he recruited to play for Notre Dame were Pat Garrity, Academic All-American of the Year in 1998, and Troy Murphy, the Big East Player of the Year in 2000 and an eventual first-round NBA draft pick. Garrity was also a first-round NBA draft pick and the Big East Player of the Year in 1997. In addition to Murphy and Garrity, McCaffery was involved in recruiting NBA First Round picks LaPhon-so Ellis (1992 Draft, #5 Denver), Monty Williams (1994 Draft, #24 New York) and Ryan Humphrey (2002 Draft, #19-Utah Jazz).

He helped the Irish to NCAA Tournament appearances in 1989 and 1990. Notre Dame reached the NIT finals in 1992 and advanced to the quarterfinals in 1997.

At 26, McCaffery was the nation's youngest Division I head coach when he was hired on Sept. 11, 1985, at Lehigh. McCaffery capped his three-year tenure with the Engineers with a 21-win season and an NCAA berth in 1988.

In three seasons as head coach at Lehigh, he compiled a 49-39 overall record and guided the team to the NCAA Tournament in 1988. At the time he was the youngest head coach to reach the NCAA Tournament. His Lehigh teams had two winning seasons in three years and the 1987-88 squad's 21-10 record remains the best in program history. Lehigh had just four winning seasons in the 55 years prior to his arrival.

McCaffery was assistant coach and recruiting coordinator at Lehigh from 1983-85 and helped the team to its first NCAA Tournament appearance in 1985. As recruiting coordinator, he helped sign Darren Queenan, who remains Lehigh's all-time leading scorer. Queenan was second in the nation in scoring in 1988.

McCaffery was assistant varsity coach and head varsity coach at his alma mater, Pennsylvania, during the 1982-83 season. At Penn, he worked for Craig Littlepage, who is now the director of athletics at the University of Virginia.

McCaffery lettered three years as point guard on the men's basketball team at Pennsylvania as one of the first transfers to play for the Quakers. He earned a bachelor's degree from The Wharton School of Finance and Commerce in 1982. In 1985 he received his master's degree in education from Lehigh.

In three seasons as a player he helped lead Penn to a pair of NCAA Tournament appearances and Ivy League titles and one berth in the NIT. As a senior in 1981-82 he led the Ivy League in steals and assists and was voted the team's Most Inspirational Player.

Recruited as the successor at point guard to Skip Brown at Wake Forest, McCaffery played one season at Wake Forest, 1977-78, helping the Demon Deacons to a 19-10 record. Nicknamed "White Magic," he started 11 games as coach Carl Tacy's team finished runner-up in the ACC Tournament to eventual NCAA runner-up Duke. Wake defeated North Carolina twice in three meetings and won five of the eight games it played at the Greensboro Coliseum.



The McCaffery's have been a champion for Coaches vs. Cancer and the American Cancer Society (ACS). The McCaffery's have been actively involved with the Coaches vs. Cancer program and have raised significant funds to support ACS efforts, including more than \$2 million since becoming Iowa's head coach in 2010. His efforts were honored during the 2015 Final Four weekend, as McCaffery was honored with the Coaches vs. Cancer Champion Award. The distinction is awarded annually to a college coach who has been engaged vigorously in the Coaches vs. Cancer program's fundraising, education and promotional initiatives and has demonstrated leadership in the fight to save more lives from can-cer. The ACS awarded the McCaffery's with the Fighting Spirit Award in 2015.

In addition to their work with the American Cancer Society and Coaches vs. Cancer, the McCaffery's help spearhead the launch of a new Adolescents and Young Adult Cancer Center in Iowa City.

McCaffery, a Philadelphia native who attended LaSalle High School, and his wife Margaret have four children: sons, Connor, Patrick and Jonathan and a daughter, Marit. Connor and Patrick are teammates on the Iowa basketball team. In addition to also playing baseball in the spring, Connor excels in the classroom, earning CoSIDA Academic All-District First Team, NABC Honors Court, and Dean's List recognition multiple times.

*The McCaffery family (left to right): Marit, Connor, Jonathan, Fran, Patrick, and Margaret.*

**WHAT OTHERS ARE SAYING ABOUT FRAN MCCAFFERY**

"We are thrilled Fran McCaffery is leading our men's basketball program. From the first day I met Coach McCaffery he said, 'I want to be the coach at Iowa.' He is a proven winner, a leader, has competed for championships and will continue to do so. Coach McCaffery is committed to student-athletes, their personal lives, and their education. Every one of his student-athletes who has completed their eligibility has graduated."

**Gary Barta**  
**Director of Athletics**  
**University of Iowa**

"Fran McCaffery adds a different flavor and is good for the Big Ten. This is a very attractive program for highly skilled players. He has a system that advocates putting the biscuit in the basket, putting points on the board. Fran can get elite players, not just because of his system but because he can coach."

**Gus Johnson, FOX College Basketball Broadcaster**

"I'm a big fan of Fran McCaffery. He does things the right way."

**Eric Collins, Former BTN Broadcaster**

"Fran McCaffery has done an outstanding job rebuilding this program."

**Andy Katz, NCAA.com/BTN College Basketball Contributor**

"If Iowa's rationale was hiring a quality person who recruits quality people, who doesn't cheat, does it the right way and is into developing young men while recognizing that he wants to have a winning team on the floor... then Fran is the perfect guy for the job."

**LaPhonso Ellis, ESPN College Basketball Analyst**

"When a parent passes their kid over to Fran they can rest assured a few things. One, he's going to make sure, to the best of his ability, that he gets a quality degree. Secondly, he is going to do his very best to develop that individual player within the team context. And finally, because of the vast resources of people that he knows outside of the game that he will do his very best, for those who aren't fortunate to play at the next level, to use his influence to make sure they get jobs and have an opportunity to have upward mobility. That's what makes him special."

**LaPhonso Ellis, ESPN College Basketball Analyst**

"Iowa made an outstanding choice. Fran McCaffery-coached teams are well coached and very well organized."

**Ronnie Lester**  
**Iowa All-American**

"Fran McCaffery is a good solid hire for the University of Iowa. Iowa has been hoping for a winner and I believe one has arrived. He's won at Lehigh, UNC-Greensboro and Siena -- if you can win at those places, you can win anywhere. His teams are enjoyable to watch with their style of play; he lets his kids play free."

**Doug Gottlieb, CBS Analyst**

"Fran McCaffery is a fine basketball coach, and an even finer person. He can teach the game, identify and attract talent, and he is a man of great substance and integrity. Iowa made a great hire in McCaffery."

**Jay Bilas, ESPN and CBS Analyst**

"Fran McCaffery is a great hire for Iowa. He was a great assistant coach and did a great job in making Siena the Gonzaga of the East. He will bring back the traditions of Iowa basketball."

**Digger Phelps**  
**Former ESPN College Basketball Analyst**  
**Former Head Coach, Notre Dame**

"Coach McCaffery has quickly rebuilt the Iowa program through tireless recruiting and an unmatched passion for competing. He is a proven winner who instilled an up tempo style of basketball fans love and players embraced! Fran understands the proud tradition of Hawkeye basketball and operates with the utmost integrity the University of Iowa community appreciates."

**Bobby Hansen**  
**UI Final Four Member, 1980**  
**World Champion, Chicago Bulls**  
**Hawkeye Radio Network Analyst**

"The number one thing about Fran, is that he has a great feel for the game, and, he understands players. He and I spent a lot of time in traversing the state of Iowa, trying to get Iowa kids to come to Notre Dame. Fran has a great knack for setting an offense and he is a great defensive coach. He has great relationships with his players. This is a great fit for Iowa and a great fit for Fran."

**John MacLeod**  
**Former Head Coach, Notre Dame**  
**Former Head Coach, Golden State**

"I have been impressed with Coach McCaffery's consistent success. His teams are well prepared and his development of players, particularly on the perimeter, fit in well in Iowa City."

**Shon Morris, BTN Analyst**

"You have to love what coach McCaffery has going at the University of Iowa. He's continues to create interest on a national level. They play a great style of basketball; they press, run and jump, fast break and shoot a lot of three's. High school guys always say that they want to go to a coach who is going to let them play... well, Fran McCaffery is that coach who let's his guys play."

**Miles Simon, ESPN Analyst**



**NOTABLE PLAYERS RECRUITED AND/OR COACHED AS AN ASSISTANT AT NOTRE DAME**

**Pat Garrity:** Big East Player of the Year 1997; second team All-America in 1998; Academic All-American of the Year in 1998 and a two-time Academic All-American; selected No. 19 in the 1998 NBA Draft by Milwaukee.

**Troy Murphy:** Big East Player of the Year in 2000 and co-Big East Player of the Year in 2001; Big East Rookie of the Year in 1999; two-time consensus first team All-American and All-Big East honoree; selected No. 14 in the 2001 NBA Draft by Golden State.

**LaPhonso Ellis:** Only Notre Dame player to lead the team in blocks each of his four seasons; Selected No. 5 in the 1992 NBA Draft by Denver.

**Monty Williams:** Selected No. 24 in the 2002 NBA Draft by Utah.

**NOTABLE PLAYERS RECRUITED AND COACHED AT LEHIGH**

**Darren Queenan:** Co-East Coast Conference Player of the Year in 1987; Lehigh's all-time leading scorer and ranked second in the country in scoring in 1988; one of the most prolific scorers in NCAA history, he is one of only 11 players to have amassed 2,700 points and 1,000 rebounds; four-time first team all-conference honoree; Played 16 years professionally overseas.

**Mike Polaha:** 1988 *Sporting News* All-American; Two-time All-East Coast Conference honoree (1987-88); only Lehigh player to score 1,400 points and have more than 400 rebounds and assists.

**Mike Androlewicz:** 1986 first team All-East Coast Conference selection.

**NOTABLE PLAYERS RECRUITED AND COACHED AT UNC-GREENSBORO**

**Kyle Hines:** 2005 Southern Conference Freshman of the Year; 2007 Southern Conference Player of the Year, becoming the first player from UNC Greensboro to earn the honor; All-American in 2007; three-time USBWA All-District selection; one of only four players to garner All-Southern Conference accolades; one of only six players in NCAA history to ever record 2,000 points, 1,000 rebounds and 300 blocks in a career.

**Demetrius Cherry:** 1999 Southern Conference Preseason Player of the Year; two-time first team all-league accolades Courtney Eldridge: 2002 All-Southern Conference honoree.

**David Schuck:** 2002 All-Southern Conference honoree.

**Ronnie Burrell:** 2005 All-Southern Conference honoree.

**Jay Joseph:** 2001 Southern Conference Rookie of the Year.

**NOTABLE PLAYERS RECRUITED AND/OR COACHED AT SIENA**

**Kenny Hasbrouck:** 2006 MAAC Rookie of the Year; 2008 collegeinsider.com Mid Major Player of the Year; 2009 MAAC Player of the Year and NABC All-District. Hasbrouck, who has his number retired, was McCaffery's first recruit at Siena. He became Siena's first player to ever make an NBA roster when he signed with the Miami Heat as a free agent in 2010. Currently, he is playing overseas in Spain.

**Edwin Ubiles:** 2007 MAAC co-Freshman of the Year; two-time NABC District 1 selection; 2010 first team all-league honoree; ranks third in all-time career scoring at Siena

**Ronald Moore:** 2010 first team all-MAAC selection; led the country in assists, was a Bob Cousey Award finalist and an NABC All-District honoree in 2010, and ranks second in the MAAC in assists.

**Alex Franklin:** 2010 MAAC Player of the Year and was tabbed NABC All-District and named to the ECAC second team.

**Ryan Rossiter:** 2011 MAAC Player of the Year; 2011 NABC District 1 honoree; 2011 honorable mention All-American (seventh in program history); two-time All-MAAC selection; became program's all-time leading rebounder; ranked second in the country in rebounding in 2011.

**Antoine Jordan:** first team All-MAAC in 2006.



**NOTABLE PLAYERS COACHED AT IOWA**

**Devyn Marble:** 2014 first team All-Big Ten; 2014 NABC and USWBA First Team All-District teams; 2013 third team All-Big Ten; 2013 NIT All-Tournament Team; finished career ranked fifth in Iowa career scoring (1,694), sixth in assists (397), and seventh in steals (176); selected 56th overall in 2014 NBA Draft by the Orlando Magic.

**Matt Gatens:** 2012 second team All-Big Ten; ranks sixth all-time in career scoring at Iowa; 2012 Chris Street Award winner; one of only two Hawkeyes to ever amass over 1,600 points, 450 rebounds, 250 assists and 125 steals.


**Aaron White:** Garnered the following honors as a senior in 2015: first-team All-Big Ten, NABC First Team All-District Team, and USBWA All-District VI Team; finished his illustrious career ranked second in Iowa scoring (1,859) and third in rebounding (901); became the first Hawkeye to ever amass 1,800 points and 900 rebounds; made more free throws than any other Big Ten player the last 50 years, making 618; selected 49th overall in 2015 NBA Draft by the Washington Wizards.

**Jarrod Uthoff:** Became Iowa's fifth consensus All-American and first since Chuck Darling in 1952; unanimous first team All-Big Ten honoree and was a finalist for the Oscar Robertson Trophy, John Wooden Award, and Karl Malone Power Forward of the Year; earned recognition on the NABC and USBWA all-district teams, as well as recognition on a number of All-America teams (Associated Press, NABC, USBWA, USA Today, and Scout.com); one of three Hawkeyes in program history to amass 1,000 points and 150 blocks in a career.

**Peter Jok:** 2017 first team All-Big Ten, USBWA, and NABC all-district honoree; became the fifth Hawkeye in school history to lead the Big Ten in scoring (19.9); established new school free throw percentage records for a single-season (.911) and career (.881), and won the 3-Point Championships event at the Final Four.

**Joe Wieskamp:** Became the first junior in program history to amass more than 1,250 points, 550 rebounds, 175 3-pointers, 100 assists, and 75 steals; a three-year starter, Wieskamp was a two-time All-Big Ten honoree and was recognized on the All-Big Ten Freshman Team; left school after his junior season ranking ninth in career 3-pointers made and 24th in scoring; drafted by the San Antonio Spurs in the second round of the 2021 NBA Draft.

**Luka Garza:** Iowa's most decorated men's basketball player, Garza is a two-time national player of the year (2020 & 2021), including earned consensus national player of the year distinction in 2021; one of nine players in Iowa men's basketball history to have his number retired (#55); only Hawkeye to be a two-time Big Ten Player of the Year, USBWA District VI Player of the Year, Kareem Abdul-Jabbar Center of the Year, Pete Newell Big Man of the Year, unanimous first-team all-America and all-conference; voted the 2021 Big Ten Jesse Owens Male Athlete of the Year; only Big Ten men's basketball player to total more than 2,250 points and 900 rebounds; ranks seventh in Big Ten career scoring and is Iowa's all-time leading scorer with 2,306 points; awarded the 2021 Senior CLASS Award, which recognizes excellence both on the court, in the classroom, and in the community; ranks first in Iowa career field goals made (870), conference scoring (1,399) and tied for first in 30-point games (13) and 40-point games (2); scored the most points in a single-season in school history (747); ranks second in Iowa history in rebounds (931), fourth in double-doubles (34), fifth in blocked shots (154), sixth in free throw makes (446), and 16th in 3-pointers made (12); reached 2,000 points in 113 games, faster than any other Big Ten player over the last 25 years; third player to lead the Big Ten in scoring in consecutive seasons since 1990; only player in school history with four 400-point seasons and two 700-point seasons; third Big Ten player in the last 50 years to average 23 points & eight rebounds in consecutive seasons; scored 613 points against AP Top 25 teams, the most of any player during the 2020 and 2021 seasons combined; recorded a school record 19 straight games with 20+ points, including 18 straight Big Ten games with 20+ points — the longest streak in the league in over three decades; drafted by the Detroit Pistons in the second round of the 2021 NBA Draft.





# The McCaffery File

**Coaching Experience:**

1982-83 Assistant Coach, Penn  
 1983-85 Assistant Coach, Lehigh  
 1985-88 Head Coach, Lehigh  
 (youngest head coach in America at age 26)  
 1988-99 Assistant Coach, Notre Dame  
 1999-05 Head Coach, UNC-Greensboro  
 2005-10 Head Coach, Siena  
 2010-present Head Coach, University of Iowa

**Coaching Honors**

MAAC Coach of the Year, 2009  
 NABC District I Coach of the Year, 2009-10

**Playing Experience**

1977-78 Wake Forest, one-year letterman  
 1979-82 Penn, three-year letterman

**Education**

LaSalle High School, 1977  
 Bachelor of Science in Economics, The Wharton School (Penn), 1982  
 Master of Education, Lehigh, 1985

**Date of Birth:**

May 23, 1959

**Family:**

Wife: Margaret (Nowlin)  
 Children: Connor John  
 Patrick Dickerson  
 Marit Katherine  
 Jonathan Francis Nowlin

**FRAN MCCAFFERY IN POSTSEASON PLAY**

Year	Opponent	W/L	Score	Site
1987-88	Temple	L	73-87	Hartford, CT
Lehigh NCAA				
2000-01	Stanford	L	60-89	San Diego, CA
UNCG NCAA				
2001-02	Memphis	L	62-82	Memphis, TN
UNCG NIT				
2007-08	Vanderbilt	W	83-62	Tampa, FL
Siena Villanova				
L 72-84 Tampa, FL NCAA				
2008-09	Ohio State	W	74-72	Dayton, OH
Siena Louisville				
L 72-79 Dayton, OH NCAA				
2009-10	Purdue	L	64-72	Spokane, WA
Siena NCAA				
2011-12	Dayton	W	84-75	Iowa City, IA
Iowa Oregon				
L 97-108 Eugene, OR NIT				
2012-13	Indiana State	W	68-52	Iowa City, IA
Iowa Stony Brook				
W 75-63 Iowa City, IA at Virginia				
W 75-64 Charlottesville, VA vs. Maryland				
W 71-60 New York, NY vs. Baylor				
L 54-74 New York, NY				
2013-14	Tennessee	L (OT)	65-78	Dayton, OH
Iowa NCAA				
2014-15	Davidson	W	83-52	Seattle, WA
Iowa Gonzaga				
L 68-87 Seattle, WA NCAA				
2015-16	Temple	W (OT)	72-70	Brooklyn, NY
Iowa Villanova				
L 68-87 Brooklyn, NY NCAA				
2016-17	South Dakota	W	87-75	Iowa City, IA
Iowa TCU				
L (OT) 92-94 Iowa City, IA NIT				
2018-19	Cincinnati	W	79-72	Columbus, OH
Iowa Tennessee				
L 77-83 (ot) Columbus, OH NCAA				
2019-20	NCAA Tournament canceled due to COVID-19 global pandemic			
2020-21	Grand Canyon	W	86-74	Indianapolis, IN
Iowa Oregon				
L 80-95 Indianapolis, IN NCAA				
<b>NCAA:</b>	6-10 in 10 appearances			
<b>NIT:</b>	6-4 in four appearances			
<b>Overall:</b>	12-14 in 14 appearances			

**FRAN MCCAFFERY'S COACHING RECORD**

<b>All Games</b>	<b>467-329</b>
home	296-87
away	128-195
neutral	43-47
<b>Non-Conference Games</b>	<b>195-119</b>
home	140-18
away	29-69
neutral	26-32
<b>Conference Games</b>	<b>242-190</b>
home	147-69
away	95-120
neutral	0-1
<b>Tournament Games</b>	<b>54-57</b>
NCAA	6-10
NIT (pre and postseason)	7-5
Conference	27-19
In-season	14-23
<b>Miscellaneous</b>	Overtime games 24-23
	Decided by three points or less 44-52



---

**FRAN MCCAFFERY COACHING HIGHLIGHTS****IOWA**

- Coached three consensus All-Americans over the last six seasons: Luka Garza (2020 and 2021, unanimous first team) and Jarrod Uthoff (2016, second team). Garza is a two-time national player of the year (2020 & 2021), including earned consensus national player of the year distinction in 2021. He is one of nine players in Iowa men's basketball history to have his number retired (#55). Garza is the only Hawkeye to be a two-time Big Ten Player of the Year, USBWA District VI Player of the Year, Kareem Abdul-Jabbar Center of the Year, Pete Newell Big Man of the Year, unanimous first-team all-America and all-league. He was voted the 2021 Big Ten Jesse Owens Male Athlete of the Year. Garza ranks seventh in Big Ten career scoring and is Iowa's all-time leading scorer with 2,306 points. He was also awarded the 2021 Senior CLASS Award, which recognizes excellence both on the court, in the classroom, and in the community; Uthoff is the only Hawkeye to earn All-America honors on the court and be named the Academic All-American of the Year in the same season.
- Recruited and coached six first-team All-Big Ten honorees over the last eight seasons: Roy Devyn Marble (2014), Aaron White (2015), Jarrod Uthoff (2016), Peter Jok (2017), and Luka Garza (2020 and 2021).
- Fran McCaffery has coached 18 Hawkeyes to professional contracts overseas, including five former Hawkeyes who have played in the NBA: Roy Devyn Marble, Jarrod Uthoff, Tyler Cook, Joe Wieskamp, and Luka Garza.
- Iowa won seven games over AP ranked opponents in 2020, the most of any team in the nation, and most by an Iowa team in 14 years. The Hawkeyes won eight games against AP Top 25 opponents in 2021. Iowa's combined 15 victories against ranked opponents over the last two seasons are the most in the country.
- Guided the Hawkeyes to 13 straight home victories in 2019-20, the second longest home win streak in a single-season in Carver-Hawkeye Arena history.
- Coached Iowa to seven 20-win seasons over the last nine years, including winning 25 games in 2013 to match the second most total in program history. McCaffery is one of only two Iowa coaches (Tom Davis) to register at least seven 20-win seasons.
- McCaffery and his coaching staff guided Iowa in 2019 to a perfect nonconference record for the first time in 32 years.
- Guided Iowa to eight straight postseason tournaments (5 NCAA and 3 NIT), including winning an NCAA Tournament game four of the last six completed seasons and finishing runner-up in the 2013 NIT.
- Iowa is one of only three Big Ten teams to post first-division finishes eight of the last nine seasons, including a third place finish in 2015, 2016, and 2021. Iowa has won 10 or more conference games six of the last seven seasons (2015-21), which includes two streaks of three straight years for just the fourth and fifth time in program history (1954-56; 1979-83; 1985-89; 2015-17; 2019-21).
- Had Iowa nationally ranked a majority of the season in 2016, 2019, 2020, and 2021; Iowa was ranked as high as No. 3 in 2016 and 2021. The Hawkeyes went wire-to-wire inside the top 15 for the first time since the 1989 season.
- Fans have embraced McCaffery and his team's style of play with attendance increasing by more than 50 percent since 2010. Iowa has ranked in the top-30 nationally in average attendance each of the last eight seasons (2014-21), including 27th in 2020.
- Iowa has led the Big Ten in scoring offense four of the last eight seasons, including the last three years (2019, 2020, and 2021).

**SIENA**

- Inducted into the Siena Athletics Hall of Fame in 2017.
- McCaffery's five years at Siena (112-51) were the best in its 70-year storied history.
- Led the Saints to three straight Metro Atlantic Athletic Conference Championships and NCAA Tournament appearances. In so doing, Siena became the only program in the country to win its regular season and postseason title the last three years.
- In 2010, McCaffery led Siena to its fourth straight 20-win season, something never before done in program history.
- McCaffery, the 2009 MAAC Coach of the Year, is the third winningest coach by percentage in league history (68-22, .756).
- McCaffery is the only coach to guide a MAAC program to two NCAA Tournament wins.
- In 2008, McCaffery became just the 31st coach (15th active) to take three different programs to the "Big Dance", and he is the first to do so with three programs from one-bid leagues (conference's that sent just one team the year his program advanced).
- McCaffery led Siena to a perfect 17-0 home record in each of his last two seasons.

**UNC-GREENSBORO**

- In the 2001-02 season, McCaffery led the Spartans to their first 20-win season since joining the Southern Conference.
- Coached the 2001-02 Spartans to a share of the Southern Conference North Division title for the first time in program history.
- McCaffery's UNCG squads own the two highest-scoring seasons in program history.
- McCaffery is the only coach in UNCG history to win 11 games at home in a single season.

**LEHIGH**

- At 26, McCaffery was the nation's youngest Division I head coach when he was hired Sept. 11, 1985.
- McCaffery coached two winning seasons in three years (Lehigh had just four winning seasons in the 55 years prior to his arrival).
- McCaffery coached the 1987-88 Mountain Hawks to a 21-10 record, which remains the best in program history.
- McCaffery led Lehigh to the NCAA Tournament in 1988 and was the youngest head coach to do so at the time.
- McCaffery was assistant coach and recruiting coordinator at Lehigh from 1983-85 and helped the team to its first NCAA Tournament appearance in 1985.
- As assistant coach and recruiting coordinator, he helped sign Darren Queenan 1988, who remains Lehigh's all-time leading scorer.



**FRAN MCCAFFERY'S YEAR-BY-YEAR COACHING RECORD**

Year	Position	School	Head Coach	Record
1982-83	Assistant Coach	Penn	Craig Littlepage	17-9
1983-85	Assistant Coach	Lehigh	Tom Schneider	16-42
1985-88	Head Coach	Lehigh	---	49-40
1988-99	Assistant Coach	Notre Dame (Two NCAA bids and two NIT bids)	Digger Phelps John MacLeod	155-166
1999-05	Head Coach	UNC-Greensboro	---	90-87
2005-10	Head Coach	Siena	---	112-51
2010-present	Head Coach	Iowa	---	216-152

**YEAR-BY-YEAR NUMBERS & STATISTICS**

Year	Record	Home	Away	Neutral	Conf.	Non-Conf.	Nov.	Dec.	Jan.	Feb.	Mar.	April	OT
1985-86	13-15	10-4	3-9	0-2	6-8	7-7	1-2	3-2	7-3	2-7	0-1	--	1-0
1986-87	15-14	8-4	5-8	2-2	8-6	7-8	1-0	3-4	6-4	4-5	1-1	--	4-1
1987-88	21-10	11-2	7-7	3-1	8-6	13-4	1-1	5-3	8-2	4-3	3-1	--	--
1999-00	15-13	9-4	6-8	0-1	9-7	6-6	2-1	4-3	5-5	4-3	0-1	--	1-0
2000-01	19-12	11-1	5-10	3-1	10-6	9-6	1-2	4-3	8-2	3-4	3-1	--	1-0
2001-02	20-11	10-1	8-9	2-1	11-5	9-6	2-1	4-3	7-3	6-2	1-2	--	--
2002-03	7-22	6-7	1-14	0-1	3-13	4-9	3-1	0-7	2-6	2-7	0-1	--	0-2
2003-04	11-17	7-5	4-11	0-1	7-9	4-8	2-1	2-6	2-5	5-4	0-1	--	0-2
2004-05	18-12	11-2	5-10	2-0	9-7	9-5	3-1	4-3	6-3	3-4	2-1	--	1-0
2005-06	15-13	10-4	5-9	--	10-8	5-5	1-2	4-2	4-6	6-2	0-1	--	2-0
2006-07	20-12	10-4	8-7	2-1	12-6	8-6	2-3	4-2	5-5	7-1	2-1	--	1-3
2007-08	23-11	13-4	9-6	1-1	13-5	10-6	2-3	5-1	6-3	5-3	5-1	--	1-0
2008-09	27-8	17-0	9-7	1-1	16-2	11-6	2-3	6-1	9-1	5-2	5-1	--	2-0
2009-10	27-7	17-0	10-6	0-1	17-1	10-6	4-2	5-2	10-0	5-2	3-1	--	2-0
2010-11	11-20	8-8	2-9	1-3	4-14	7-6	3-4	4-2	1-7	2-5	1-2	--	0-2
2011-12	18-17	14-6	3-9	1-2	8-10	10-7	4-3	6-3	2-5	5-3	2-2	--	--
2012-13	25-13	18-2	3-8	4-3	9-9	16-4	5-2	6-1	3-4	4-3	6-2	1-1	0-2
2013-14	20-13	13-4	4-6	3-3	9-9	11-4	7-1	5-1	4-3	3-4	1-4	--	1-3
2014-15	22-12	14-4	7-3	1-5	12-6	10-6	5-2	5-2	3-4	6-2	3-2	--	1-1
2015-16	22-11	13-2	6-5	3-4	12-6	10-6	4-2	7-1	7-1	3-4	2-3	--	2-0
2016-17	19-15	15-5	3-7	1-3	10-8	9-7	3-4	5-2	5-4	3-3	3-2	--	2-3
2017-18	14-19	9-6	1-10	4-3	4-14	10-5	4-3	5-3	3-6	2-6	0-1	--	1-1
2018-19	23-12	14-4	4-6	5-2	10-10	13-2	6-1	5-1	5-3	5-2	2-5	--	1-2
2019-20	20-11	14-2	4-7	2-2	11-9	9-2	5-2	5-1	5-3	5-3	0-2	--	--
2020-21	22-9	14-2	6-4	2-3	14-6	8-3	2-0	6-2	4-2	6-3	4-2	--	0-1
<b>Totals</b>	<b>467-329</b>	<b>296-87</b>	<b>128-195</b>	<b>43-47</b>	<b>242-190</b>	<b>225-140</b>	<b>75-47</b>	<b>112-61</b>	<b>127-90</b>	<b>105-87</b>	<b>49-42</b>	<b>1-1</b>	<b>23-20</b>



*Iowa went wire-to-wire inside the AP Top 15 for the first time since the 1988-89 season, including ascending as high as No. 3 in 2021.*



**YEAR-BY-YEAR STATISTICS**

Year	G	FG-A	PCT	3-PT-A	PCT	FT-A	PCT	REB	AVG	PF/D	AS	TO	BK	ST	PTS	AVG
1985-86	28	806-1617	.498	---	---	460-667	.690	960	34.3	503-10	442	400	75	219	2072	74.0
Opp.	28	826-1671	.494	---	---	357-479	.745	920	32.9	569-19	440	414	80	188	2009	71.8
1986-87	29	762-1721	.443	82-279	.329	622-833	.747	1137	39.2	583-19	337	422	60	175	2228	76.8
Opp.	29	855-1761	.486	98-262	.374	428-614	.697	1003	34.6	677-32	473	378	99	204	2236	77.1
1987-88	31	892-1820	.490	127-309	.411	632-873	.724	1149	37.1	580-13	474	365	67	200	2543	82.0
Opp.	31	870-1856	.469	126-312	.404	463-629	.736	1039	33.5	716-30	441	405	72	143	2543	82.0
1999-00	28	706-1549	.456	139-380	.366	456-618	.738	1027	36.7	501-11	379	463	87	176	2007	71.7
Opp.	28	733-1645	.446	191-528	.362	367-554	.662	924	33.0	526-X	419	397	83	233	2024	72.3
2000-01	31	773-1741	.444	184-480	.383	552-718	.769	1049	33.8	648-20	414	475	118	271	2282	73.6
Opp.	31	756-1756	.431	190-495	.384	531-770	.690	1144	36.9	648-X	367	516	118	234	2233	72.0
2001-02	31	763-1705	.448	188-519	.362	524-702	.746	1097	35.4	557-12	448	501	116	253	2238	72.2
Opp.	31	768-1826	.421	182-534	.341	404-603	.670	1113	35.9	586-X	418	504	124	249	2122	68.5
2002-03	28	757-1650	.459	160-483	.331	369-507	.728	972	34.7	525-12	377	474	120	236	2043	73.0
Opp.	28	762-1715	.444	189-563	.336	390-566	.689	1035	37.0	472-X	406	444	101	257	2103	75.1
2003-04	28	757-1650	.459	160-483	.331	369-507	.728	972	34.7	525-12	377	474	120	236	2043	73.0
Opp.	28	762-1715	.444	189-563	.336	390-566	.689	1035	37.0	472-X	406	444	101	257	2103	75.1
2004-05	30	776-1732	.448	133-438	.304	485-702	.691	1087	36.2	476-8	352	524	178	276	2170	72.3
Opp.	30	815-1934	.421	223-612	.364	333-495	.673	1189	39.6	568-X	444	518	124	281	2186	72.9
2005-06	28	693-1624	.427	222-588	.378	476-627	.759	947	33.8	442-11	387	371	61	229	2084	74.4
Opp.	28	770-1704	.452	207-588	.352	293-428	.685	1064	38.0	523-X	454	433	118	203	2040	72.9
2006-07	32	890-1872	.475	189-555	.341	468-672	.696	1128	35.2	542-11	484	430	91	244	2437	76.2
Opp.	32	840-1962	.428	241-708	.340	361-522	.692	1171	36.6	612-X	484	471	99	219	2282	71.3
2007-08	34	928-2058	.451	239-626	.382	518-752	.689	1148	33.8	526-6	489	385	119	320	2613	76.9
Opp.	34	913-2021	.452	256-692	.370	338-520	.650	1297	38.1	667-X	481	587	123	183	2420	71.2
2008-09	35	1007-2157	.467	184-558	.330	511-769	.665	1273	36.4	521-10	534	462	159	309	2709	77.4
Opp.	35	935-2141	.437	236-696	.339	356-522	.682	1287	36.8	663-X	530	592	128	233	2462	70.3
2009-10	34	930-2048	.454	160-498	.321	534-793	.673	1310	38.5	471-5	486	418	119	297	2554	75.1
Opp.	34	870-2032	.428	209-637	.328	277-434	.638	1168	34.4	630-X	469	517	113	208	2226	65.5
2010-11	31	766-1743	.439	146-465	.314	406-601	.676	1085	35.0	512-9	423	447	89	208	2084	67.2
Opp.	31	768-1749	.439	212-639	.332	362-489	.740	1045	33.7	551-11	466	445	106	215	2110	68.1
2011-12	35	902-1984	.455	201-539	.373	550-763	.721	1205	34.4	590-11	521	433	119	262	2555	73.0
Opp.	35	910-1993	.457	244-707	.345	473-648	.730	1193	34.1	651-10	515	473	111	193	2537	72.5
2012-13	38	903-2156	.419	204-668	.305	655-896	.731	1484	39.1	648-5	573	476	183	263	2665	70.1
Opp.	38	850-2168	.392	212-719	.295	476-675	.705	1307	34.4	742-14	440	500	159	254	2388	62.8
2013-14	33	919-1984	.463	191-546	.350	660-898	.735	1331	40.3	603-12	532	371	164	234	2689	81.5
Opp.	33	804-1938	.415	229-722	.317	484-686	.706	1101	33.4	717-20	423	439	112	209	2321	70.3
2014-15	34	821-1905	.431	192-576	.333	538-723	.744	1274	37.5	536-8	482	377	158	218	2372	69.8
Opp.	34	754-1903	.396	227-696	.326	384-553	.694	1136	33.4	607-8	411	417	121	200	2119	62.3
2015-16	33	906-2027	.447	269-719	.374	480-669	.717	1257	38.1	538-6	523	339	156	223	2561	77.6
Opp.	33	850-2021	.421	242-772	.313	345-505	.683	1229	37.2	644-14	454	432	99	176	2287	69.3
2016-17	34	964-2122	.454	300-791	.379	510-741	.688	1305	38.4	610-3	602	472	130	252	2738	80.5
Opp.	34	976-2195	.445	289-807	.358	413-603	.685	1302	38.3	673-18	587	486	117	265	2654	78.1
2017-18	33	946-1975	.479	252-672	.375	486-699	.695	1258	38.1	551-6	602	441	134	172	2630	79.7
Opp.	33	953-2061	.462	284-755	.376	407-579	.703	1092	33.1	646-15	537	365	97	232	2597	78.7
2018-19	35	914-2006	.456	285-782	.364	627-849	.739	1246	35.6	565-3	542	425	112	211	2740	78.3
Opp.	35	943-2104	.448	281-866	.324	418-606	.690	1217	34.8	721-20	545	454	97	230	2585	73.9
2019-20	31	842-1868	.451	244-703	.347	482-643	.750	1162	37.5	496-6	538	376	120	191	2410	77.7
Opp.	31	815-1895	.430	243-758	.321	368-507	.726	1095	35.3	589-13	478	384	115	192	2241	72.3
2020-21	31	923-1961	.471	301-780	.386	448-627	.715	1231	39.7	461-2	594	294	141	173	2595	83.7
Opp.	31	840-2002	.420	275-790	.348	300-444	.676	1146	37.0	574-12	506	355	98	166	2255	72.7

**Games Decided by 10 Points or Less**

Margin	1	2	3	4	5	6	7	8	9	10	Total
Wins	14	13	17	12	16	15	18	14	14	17	150
Losses	11	14	26	23	17	15	8	16	9	18	158

**McCaffery vs. All Opponents**

<b>Opponent</b>	<b>Record</b>	<b>Opponent</b>	<b>Record</b>	<b>Opponent</b>	<b>Record</b>
Abilene Christian	1-0	Harvard	3-0	Penn State	12-7
Alabama	1-1	High Point	0-2	Pepperdine	1-0
Alabama State	2-0	Howard	1-0	Pittsburgh	1-1
Albany	5-0	Hofstra	3-5	Princeton	0-3
Alcorn State	1-0	Holy Cross	3-1	Purdue	7-10
American	1-1	Idaho State	1-0	Rider	12-6
Appalachian State	7-5	Illinois	10-10	Robert Morris	1-0
Arkansas	0-1	Indiana	7-13	Rutgers	8-2
Arkansas Pine Bluff	1-0	Indiana State	1-0	Saint Joseph's	2-1
Ball State	1-0	Iona	9-1	Saint Peter's	11-2
Baylor	0-1	Iowa	0-2	San Diego State	0-1
Boise State	3-0	Iowa State	5-5	Savannah State	2-0
Bridgewater	1-0	IPFW	1-0	Seton Hall	0-1
Brown	3-0	James Madison	1-2	Siena	0-1
Bryant	1-0	Kansas	0-2	SIUE	2-0
Bucknell	4-4	Kennesaw State	2-0	Southern	2-0
Buffalo	1-1	Kenyon	1-0	Southern Mississippi	1-0
Butler	0-1	Lafayette	4-4	Southern Utah	1-0
Cal Poly	1-0	Liberty	2-0	South Carolina State	1-0
Campbell	2-1	Long Beach State	0-1	South Dakota	2-0
Canisius	10-1	Longwood	1-0	South Dakota State	0-2
Central Arkansas	1-0	Louisiana	0-1	St. Francis, Pa.	1-0
Central Michigan	1-0	Louisiana-Monroe	1-0	St. John's	0-1
Charleston	0-1	Louisiana Tech	1-0	Stetson	1-0
Chattanooga	5-6	Louisville	0-1	Stanford	1-2
Chicago State	2-0	Loyola	7-4	Stony Brook	1-0
Cincinnati	2-0	Manhattan	11-3	Syracuse	1-4
Clemson	0-1	Marist	7-4	TCU	0-1
Coastal Carolina	2-1	Marquette	1-2	Temple	1-2
College of Charleston	1-4	Maryland	5-7	Tennessee	0-3
Colorado	1-0	Maryland Baltimore County	1-0	Tennessee State	2-0
Columbia	2-1	Maryland Eastern Shore	1-0	Tennessee Tech	1-0
Connecticut	1-1	Massachusetts	0-1	Texas	0-1
Coppin State	2-0	Memphis	0-3	Texas A&M	0-1
Cornell	1-1	Michigan	8-10	Texas A&M-CC	1-0
Creighton	0-1	Michigan State	5-14	Texas-Pan American	1-0
Dartmouth	2-0	Middle Tennessee	1-1	Texas-Rio Grande Valley	1-0
Davidson	7-7	Minnesota	10-11	Texas Tech	1-0
Dayton	2-1	Missouri	0-1	The Citadel	5-1
Delaware	5-4	Monmouth	1-0	Towson State	7-0
Delaware State	1-0	Montreat	1-0	UAB	1-1
DePaul	0-1	Mount St. Mary's	1-0	UMKC	2-0
Dickinson	2-0	Muhlenberg	3-0	UNC Asheville	2-0
Drake	5-0	NC Central	1-0	UNC Wilmington	1-0
Drexel	2-5	NC State	0-1	UTEP	1-0
Duke	0-1	Nebraska	11-6	Vanderbilt	1-1
East Carolina	1-1	New Mexico	0-1	Vermont	1-0
East Tennessee State	4-8	Niagara	9-3	Villanova	0-4
Elon	4-3	NJIT	2-0	Virginia	1-0
Evansville	0-1	Norfolk State	3-1	Virginia Tech	0-2
Fairfield	10-5	North Dakota State	1-0	VMI	7-1
Farleigh Dickinson	2-0	North Carolina	2-0	Wagner	1-0
Florida Southern	1-0	North Carolina A&T	3-1	Wake Forest	0-3
Florida State	1-0	North Dakota	1-0	West Virginia	0-2
Fordham	1-0	North Florida	2-0	Western Carolina	8-6
Furman	3-4	Northeastern	2-1	Western Illinois	2-0
Gardner-Webb	2-0	Northwestern	13-7	Western Kentucky	1-0
Georgia Southern	3-4	Northern Illinois	4-0	Wichita State	1-2
Georgia Tech	0-2	Northern Iowa	5-3	Wilkes	1-0
Gonzaga	0-2	Notre Dame	1-2	William & Mary	1-0
Grambling State	1-0	Ohio State	8-11	Winthrop	2-0
Grand Canyon	1-0	Oklahoma State	0-1	Wisconsin	9-10
Green Bay	1-0	Oral Roberts	1-0	Wofford	6-3
Greensboro College	1-0	Omaha	1-1	Xavier	1-1
Guilford	4-0	Oregon	1-2	Youngstown	1-0
Hampton	1-0	Penn	2-1	<b>Totals</b>	<b>467-329</b>

**FRAN MCCAFFERY'S GAME-BY-GAME RECORD**

**LEHIGH**

**1985-86 (13-15, 6-8)**

Date	Opponent	W/L	Score	Location
Nov. 25	Kenyon	W	83-53	Bethlehem, PA
Nov. 26	at Princeton	L	67-69	Princeton, NJ
Nov. 30	at Siena	L	57-71	Albany, NY
Dec. 4	Manhattan	W	85-69	Bethlehem, PA
Dec. 6	vs. UAB (HC)	L	61-71	Iowa City, IA
Dec. 7	at Iowa (HC)	L	68-89	Iowa City, IA
Dec. 11	Dickinson	W	93-68	Bethlehem, PA
Dec. 30	Muhlenberg	W	86-72	Bethlehem, PA
Jan. 2	at Columbia	W	90-84	New York, NY
Jan. 4	Drexel	W	79-66	Bethlehem, PA
Jan. 6	at Harvard	W	82-75	Boston, MA
Jan. 11	Lafayette	W	82-72	Bethlehem, PA
Jan. 13	Fairfield	L	68-71	Bethlehem, PA
Jan. 18	at Towson State	W	70-69	Towson, MD
Jan. 20	Robert Morris	W	54-53	Bethlehem, PA
Jan. 22	Delaware	L	70-71	Bethlehem, PA
Jan. 25	at Rider	L	68-69	Lawrenceville, NJ
Jan. 29	Bucknell	W	85-75	Bethlehem, PA
Feb. 1	Hofstra	L	74-77	Bethlehem, PA
Feb. 5	at Drexel	L	77-84	Philadelphia, PA
Feb. 8	at Lafayette	L	79-80	Easton, PA
Feb. 10	Towson State	W	71-54	Bethlehem, PA
Feb. 12	Marquette	L	63-77	Bethlehem, PA
Feb. 15	at Delaware	L	73-89	Newark, DE
Feb. 19	Rider	W	80-77 (ot)	Bethlehem, PA
Feb. 22	at Bucknell	L	80-84	Lewisburg, PA
Feb. 24	at Hofstra	L	60-62	Hempstead, NY
Mar. 1	vs. Lafayette (ECCT)	L	57-58	Towson, MD

**1986-87 (15-14, 8-6)**

Date	Opponent	W/L	Score	Location
Nov. 29	Harvard	W	99-98 (ot)	Bethlehem, PA
Dec. 1	Dickinson	W	69-52	Bethlehem, PA
Dec. 3	at Marquette	L	66-83	Milwaukee, WI
Dec. 8	Princeton	L	62-72	Bethlehem, PA
Dec. 10	at Penn State	W	73-70	University Park, PA
Dec. 22	Muhlenberg	W	92-71	Bethlehem, PA
Dec. 29	vs. Texas A&M (MC)	L	60-80	Storrs, CT
Dec. 30	at Connecticut (MC)	L	57-71	Storrs, CT
Jan. 2	vs. St. Francis, Pa. (WLKF)	W	74-72	Lakeland, FL
Jan. 3	at Florida Southern (WLKF)	W	74-72 (ot)	Lakeland, FL
Jan. 6	Columbia	L	78-90	Bethlehem, PA
Jan. 8	at Fairfield	L	63-64	Fairfield, CT
Jan. 12	at Wake Forest	L	51-74	Winston-Salem, NC
Jan. 14	Hofstra	W	80-68	Bethlehem, PA
Jan. 17	at Drexel	L	74-76	Philadelphia, PA
Jan. 24	Towson State	W	77-75	Bethlehem, PA
Jan. 28	at Delaware	W	65-60	Newark, DE
Jan. 31	Rider	W	93-90 (ot)	Bethlehem, PA
Feb. 2	at Lafayette	W	83-77	Easton, PA
Feb. 4	Bucknell	L	87-92	Bethlehem, PA
Feb. 7	at Hofstra	L	69-71	Hempstead, NY
Feb. 11	Drexel	L	67-70	Bethlehem, PA
Feb. 14	Lafayette	W	79-78	Bethlehem, PA
Feb. 18	at Towson State	W	83-76	Towson, MD
Feb. 21	Delaware	W	98-79	Bethlehem, PA
Feb. 24	at Rider	L	76-82	Lawrenceville, NJ
Feb. 28	at Bucknell	L	70-72	Lewisburg, PA
Mar. 6	vs. Drexel (ECCT)	W	109-98 (2 ot)	Towson, MD
Mar. 7	vs. Bucknell (ECCT)	L	100-103 (2 ot)	Towson, MD

**1987-88 (21-10, 8-6)**

Date	Opponent	W/L	Score	Location
Nov. 28	at Penn	W	96-75	Philadelphia, PA
Nov. 30	at Vanderbilt	L	91-102	Nashville, TN
Dec. 2	Muhlenberg	W	109-82	Bethlehem, PA
Dec. 4	at Nebraska (CC)	L	66-71	Lincoln, NE
Dec. 5	vs. Ball State (CC)	W	72-64	Lincoln, NE
Dec. 7	Penn State	W	79-72	Bethlehem, PA
Dec. 9	at Princeton	L	82-95	Princeton, NJ
Dec. 23	Wilkes	W	116-64	Bethlehem, PA
Dec. 29	at Rider	L	82-89	Lawrenceville, NJ
Dec. 30	Monmouth	W	72-59	Bethlehem, PA
Jan. 2	Fairfield	W	100-77	Bethlehem, PA
Jan. 5	at Columbia	W	77-65	New York, NY
Jan. 7	Brown	W	102-92	Bethlehem, PA
Jan. 9	at Bucknell	W	83-76	Lewisburg, PA
Jan. 12	at Harvard	W	62-59	Boston, MA
Jan. 16	Rider	W	91-65	Bethlehem, PA
Jan. 20	at Hofstra	W	77-63	Hempstead, NY
Jan. 23	Drexel	L	85-91	Bethlehem, PA
Jan. 27	Lafayette	L	64-66	Bethlehem, PA
Jan. 30	at Towson State	W	71-65	Towson, MD
Feb. 3	Delaware	W	86-75	Bethlehem, PA
Feb. 10	Bucknell	W	79-72	Bethlehem, PA
Feb. 13	Hofstra	W	96-72	Bethlehem, PA
Feb. 17	at Drexel	L	86-94	Philadelphia, PA
Feb. 20	at Lafayette	L	68-73	Easton, PA
Feb. 24	Towson State	W	77-63	Bethlehem, PA
Feb. 27	at Delaware	L	67-79	Newark, DE
Mar. 5	vs. Bucknell (ECCT)	W	83-79	Towson, MD
Mar. 6	vs. Lafayette (ECCT)	W	67-65	Towson, MD
Mar. 8	at Towson State (ECCT)	W	84-78	Towson, MD
Mar. 18	vs. Temple (NCAA)	L	73-87	Hartford, CT

**UNC-GREENSBORO**

**1999-00 (15-13, 9-7)**

Date	Opponent	W/L	Score	Location
Nov. 20	at James Madison	L	64-77	Harrisonburg, VA
Nov. 27	Northeastern	W	70-56	Greensboro, NC
Nov. 29	Elon	W	77-66	Greensboro, NC
Dec. 1	at Coastal Carolina	W	78-76	Conway, SC
Dec. 4	Guilford	W	88-63	Greensboro, NC
Dec. 6	Norfolk State	W	80-74	Greensboro, NC
Dec. 15	at Wake Forest (25th)	L	62-71	Winston-Salem, NC
Dec. 18	at Evansville	L	42-71	Evansville, IN
Dec. 21	at Winthrop	W	93-88 (2 ot)	Rock Hill, SC
Dec. 28	at Georgia Tech	L	73-97	Atlanta, GA
Jan. 4	VMI	W	82-71	Greensboro, NC
Jan. 8	Davidson	W	63-60	Greensboro, NC
Jan. 10	at Georgia Southern	L	71-78	Statesboro, GA
Jan. 15	at Western Carolina	L	81-87	Cullowhee, NC
Jan. 17	East Tennessee State	L	58-60	Greensboro, NC
Jan. 19	North Carolina AT&T	L	71-80	Greensboro, NC
Jan. 22	College of Charleston	L	59-73	Greensboro, NC
Jan. 24	at VMI	W	75-61	Lexington, VA
Jan. 29	at Davidson	W	77-55	Davidson, NC
Jan. 31	Furman	W	79-69	Greensboro, NC
Feb. 3	at Wofford	L	63-76	Spartanburg, SC
Feb. 9	at Appalachian State	L	66-81	Boone, NC
Feb. 12	at Chattanooga	W	74-70	Chattanooga, TN
Feb. 14	Western Carolina	W	75-53	Greensboro, NC
Feb. 19	at East Tennessee State	W	81-78	Johnson City, TN
Feb. 22	Appalachian State	L	69-78	Greensboro, NC
Feb. 26	The Citadel	W	75-58	Greensboro, NC
Mar. 2	vs. Furman (SC)	L	61-77	Greenville, SC

**2000-01 (19-12, 10-6)**

Date	Opponent	W/L	Score	Location
Nov. 17	at Minnesota	L	61-81	Minneapolis, MN
Nov. 21	Guilford	W	81-54	Greensboro, NC
Nov. 25	at West Virginia	L	71-85	Morgantown, WV
Dec. 1	at Northeastern	L	77-89	Boston, MA
Dec. 3	at Saint Peter's	W	79-73	Jersey City, NJ
Dec. 5	at NC State	L	76-77	Raleigh, NC
Dec. 9	at Norfolk State	W	82-70	Norfolk, VA
Dec. 22	Winthrop	W	78-63	Greensboro, NC
Dec. 28	at East Carolina	L	92-104	Greenville, NC
Dec. 31	UNC Asheville	W	77-76 (ot)	Greensboro, NC
Jan. 3	at The Citadel	L	68-70	Charleston, SC
Jan. 6	Davidson	W	69-68	Greensboro, NC
Jan. 8	Appalachian State	W	78-62	Greensboro, NC
Jan. 13	at Furman	L	52-70	Greenville, SC
Jan. 15	at VMI	W	73-69	Lexington, VA
Jan. 17	North Carolina AT&T	W	67-55	Greensboro, NC
Jan. 20	Chattanooga	W	84-83	Greensboro, NC
Jan. 22	Wofford	W	80-56	Greensboro, NC
Jan. 27	at Davidson	W	63-61	Davidson, NC
Jan. 29	East Tennessee State	W	77-67	Greensboro, NC
Feb. 3	at College of Charleston	L	70-77	Charleston, SC
Feb. 5	VMI	W	79-58	Greensboro, NC
Feb. 10	Western Carolina	W	95-81	Greensboro, NC
Feb. 13	at East Tennessee State	L	75-84	Johnson City, TN
Feb. 17	Georgia Southern	L	68-72	Greensboro, NC
Feb. 19	at Appalachian State	W	63-60	Boone, NC
Feb. 24	at Western Carolina	L	58-63	Cullowhee, NC
Mar. 2	vs. Western Carolina (SC)	W	91-69	Greenville, SC
Mar. 3	vs. Davidson (SC)	W	73-68	Greenville, SC
Mar. 4	vs. Chattanooga (SC)	W	67-66	Greenville, SC
Mar. 15	vs. Stanford (NCAA, 2nd)	L	60-89	San Diego, CA

**2001-02 (20-11, 11-5)**

Date	Opponent	W/L	Score	Location
Nov. 19	at UNC Asheville	W	75-49	Asheville, NC
Nov. 24	at Middle Tennessee	L	58-74	Murfreesboro, TN
Nov. 27	at Elon	W	70-55	Elon, NC
Dec. 1	Saint Peter's	W	77-61	Greensboro, NC
Dec. 5	East Carolina	W	56-54	Greensboro, NC
Dec. 8	Delaware	W	65-50	Greensboro, NC
Dec. 10	at Arkansas	L	74-89	Fayetteville, AR
Dec. 20	Norfolk State	W	84-69	Greensboro, NC
Dec. 22	at New Mexico	L	69-83	Albuquerque, NM
Dec. 29	at Ohio State	L	54-85	Columbus, OH
Jan. 2	at Chattanooga	L	74-77	Chattanooga, TN
Jan. 5	Appalachian State	W	87-63	Greensboro, NC
Jan. 8	at VMI	W	80-74	Lexington, VA
Jan. 12	at Georgia Southern	W	79-67	Statesboro, GA
Jan. 14	East Tennessee State	W	104-92	Greensboro, NC
Jan. 16	North Carolina AT&T	W	85-67	Greensboro, NC
Jan. 19	at Western Carolina	L	77-87	Cullowhee, NC
Jan. 23	Davidson	L	57-58	Greensboro, NC
Jan. 26	at Wofford	W	81-76	Spartanburg, SC
Jan. 28	College of Charleston	W	63-52	Greensboro, NC
Feb. 2	Western Carolina	W	80-75	Greensboro, NC
Feb. 5	at Davidson	L	48-53	Davidson, NC
Feb. 9	The Citadel	W	81-68	Greensboro, NC
Feb. 12	at East Tennessee State	L	76-90	Johnson City, TN
Feb. 16	VMI	W	74-71	Lexington, VA
Feb. 18	at Appalachian State	W	83-68	Boone, NC
Feb. 23	Furman	W	70-67	Greenville, SC
Feb. 28	vs. Wofford (SC)	W	70-41	N. Charleston, SC
Mar. 1	vs. Chattanooga (SC)	W	67-57	N. Charleston, SC
Mar. 2	vs. Davidson (SC)	L	58-68	N. Charleston, SC
Mar. 14	at Memphis (NIT)	L	62-82	Memphis, TN

**2002-03 (7-22, 3-13)**

Date	Opponent	W/L	Score	Location
Nov. 19	Wagner	W	84-65	Greensboro, NC
Nov. 22	at Kansas (2nd)	L	66-105	Lawrence, KS
Nov. 25	American	W	80-79	Greensboro, NC
Nov. 30	Middle Tennessee	W	70-58	Greensboro, NC
Dec. 3	at Alabama (3rd)	L	61-89	Tuscaloosa, AL
Dec. 7	at West Virginia	L	54-65	Morgantown, WV
Dec. 10	at Syracuse	L	65-92	Syracuse, NY
Dec. 15	Elon	L	57-58	Greensboro, NC
Dec. 19	at Delaware	L	71-74	Newark, DE
Dec. 21	at Norfolk State	L	70-75	Norfolk, VA
Dec. 31	at High Point	L	74-81	High Point, NC
Jan. 4	at East Tennessee State	L	94-96 (ot)	Johnson City, TN
Jan. 7	Chattanooga	L	56-72	Greensboro, NC
Jan. 11	at Appalachian State	L	60-91	Boone, NC
Jan. 13	VMI	W	76-57	Greensboro, NC
Jan. 18	Georgia Southern	L	78-83	Greensboro, NC
Jan. 22	Guilford	W	83-71	Greensboro, NC
Jan. 25	at Davidson	L	72-83	Davidson, NC
Jan. 27	Western Carolina	L	62-63	Greensboro, NC
Feb. 1	Wofford	W	85-79	Greensboro, NC
Feb. 3	at College of Charleston	L	69-71	Charleston, SC
Feb. 8	at Western Carolina	L	63-75	Cullowhee, NC
Feb. 11	Davidson	L	77-84	Greensboro, NC
Feb. 15	at The Citadel	W	67-66	Charleston, SC
Feb. 17	East Tennessee State	L	73-75	Greensboro, NC
Feb. 22	at VMI	L	60-61	Lexington, VA
Feb. 24	Appalachian State	L	68-71	Greensboro, NC
Feb. 27	at Furman	L	74-78 (ot)	Greenville, SC
Mar. 5	vs. Wofford (SC)	L	73-77	N. Charleston, SC

**2003-04 (11-17, 7-9)**

Date	Opponent	W/L	Score	Location
Nov. 21	at Indiana	L	64-71	Bloomington, IN
Nov. 25	at Campbell	W	78-66	Buies Creek, NC
Nov. 29	Greensboro College	W	69-41	Greensboro, NC
Dec. 3	Furman	W	73-65	Greensboro, NC
Dec. 6	at American	L	45-65	Washington, DC
Dec. 9	Campbell	W	79-61	Greensboro, NC
Dec. 13	High Point	L	72-85	Greensboro, NC
Dec. 18	at Coastal Carolina	L	72-77	Conway, SC
Dec. 21	at Missouri (10th)	L	98-106	Columbia, MO
Dec. 23	at Maryland (24th)	L	58-85	College Park, MD
Dec. 28	at Villanova	L	63-84	Villanova, PA
Jan. 5	at Chattanooga	L	70-76	Chattanooga, TN
Jan. 10	East Tennessee State	L	68-72	Greensboro, NC
Jan. 13	College of Charleston	L	70-72	Greensboro, NC
Jan. 17	at Appalachian State	W	74-61	Boone, NC
Jan. 19	at Western Carolina	L	69-80	Cullowhee, NC
Jan. 24	The Citadel	W	75-66	Greensboro, NC
Jan. 31	at Davidson	L	69-80	Davidson, NC
Feb. 2	at East Tennessee State	L	65-86	Johnson City, TN
Feb. 7	Elon	W	67-53	Greensboro, NC
Feb. 9	at Wofford	W	85-80	Spartanburg, SC
Feb. 14	Chattanooga	L	74-87	Greensboro, NC
Feb. 17	Appalachian State	L	60-82	Greensboro, NC
Feb. 21	at Georgia Southern	W	80-79	Statesboro, GA
Feb. 23	Western Carolina	W	78-65	Greensboro, NC
Feb. 25	Liberty	W	74-63	Greensboro, NC
Feb. 28	at Elon	L	108-112 (3 ot)	Elon, NC
Mar. 3	vs. Wofford (SC)	L	82-85 (ot)	N. Charleston, SC

**2004-05 (18-12, 9-7)**

Date	Opponent	W/L	Score	Location
Nov. 19	Montreat	W	98-67	Greensboro, NC
Nov. 23	Coastal Carolina	W	79-73	Greensboro, NC
Nov. 27	at Duke (9th)	L	44-98	Durham, NC
Nov. 30	Bridgewater	W	92-55	Greensboro, NC
Dec. 3	vs. Southern Mississippi (HC)	W	79-78	Iowa City, IA
Dec. 4	at Iowa (HC, 23rd)	L	58-83	Iowa City, IA
Dec. 16	Guilford	W	96-65	Greensboro, NC
Dec. 18	at Liberty	W	74-69	Lynchburg, VA
Dec. 20	William & Mary	W	84-62	Greensboro, NC
Dec. 23	at Wisconsin	L	53-85	Madison, WI
Dec. 29	at Minnesota	L	59-94	Minneapolis, MN
Jan. 5	Wofford	W	61-44	Greensboro, NC
Jan. 8	at Appalachian State	W	84-77	Boone, NC
Jan. 10	at Furman	L	65-82	Greenville, SC
Jan. 15	Western Carolina	W	66-54	Greensboro, NC
Jan. 18	East Tennessee State	W	79-76 (ot)	Greensboro, NC
Jan. 22	at The Citadel	W	78-68	Charleston, SC
Jan. 24	at College of Charleston	L	67-79	Charleston, SC
Jan. 29	Chattanooga	W	62-57	Greensboro, NC
Jan. 31	at Elon	L	50-54	Elon, NC
Feb. 5	Davidson	L	69-78	Greensboro, NC
Feb. 8	Georgia Southern	L	79-85	Greensboro, NC
Feb. 12	at East Tennessee State	L	78-105	Johnson City, TN
Feb. 14	at Chattanooga	L	68-82	Chattanooga, TN
Feb. 19	Appalachian State	W	92-73	Greensboro, NC
Feb. 22	Elon	W	69-60	Greensboro, NC
Feb. 25	at Western Carolina	W	79-76	Cullowhee, NC
Mar. 3	vs. Georgia Southern (SC)	W	73-71	Chattanooga, TN
Mar. 4	vs. Davidson (SC)	W	73-68	Chattanooga, TN
Mar. 5	at Chattanooga (SC)	L	62-66	Chattanooga, TN

**SIENA**

**2005-06 (15-13, 10-8)**

Date	Opponent	W/L	Score	Location
Nov. 21	at Penn	L	77-82	Philadelphia, PA
Nov. 25	at Syracuse	L	77-96	Syracuse, NY
Nov. 28	Fordham	W	64-54	Albany, NY
Dec. 1	Holy Cross	W	68-63	Albany, NY
Dec. 3	Albany	W	82-74 (ot)	Albany, NY
Dec. 9	at Niagara	W	76-75	Niagara, NY
Dec. 11	at Canisius	L	50-67	Buffalo, NY
Dec. 23	at Massachusetts	L	69-78	Amherst, MA
Dec. 28	Youngstown	W	75-67	Albany, NY
Jan. 2	at Vermont	W	76-65	Burlington, VT
Jan. 5	at Fairfield	L	79-81	Fairfield, CT
Jan. 7	Rider	W	85-62	Albany, NY
Jan. 13	Marist	L	77-85	Albany, NY
Jan. 15	at Manhattan	L	74-77	Riverdale, NY
Jan. 19	Saint Peter's	W	77-69	Albany, NY
Jan. 22	Canisius	W	76-55	Albany, NY
Jan. 24	Iona	L	78-85	Albany, NY
Jan. 28	at Marist	L	75-82	Poughkeepsie, NY
Jan. 30	Manhattan	L	58-63	Albany, NY
Feb. 2	at Loyola	W	89-83	Baltimore, MD
Feb. 4	at Saint Peter's	L	63-81	Jersey City, NJ
Feb. 7	Fairfield	W	58-47	Albany, NY
Feb. 12	at Rider	W	92-73	Lawrenceville, NJ
Feb. 14	Loyola	W	85-69	Albany, NY
Feb. 18	at Hofstra	L	62-76	Hempstead, NY
Feb. 23	at Iona	W	82-76	New Rochelle, NY
Feb. 25	Niagara	W	98-92 (2 ot)	Albany, NY
Mar. 4	Saint Peter's (MAAC)	L	62-63	Albany, NY

**2006-07 (20-12, 12-6)**

Date	Opponent	W/L	Score	Location
Nov. 11	at Stanford	L	72-92	Stanford, CA
Nov. 18	at Holy Cross	L	57-65	Worcester, MA
Nov. 22	at Dartmouth	W	83-69	Hanover, NH
Nov. 27	at NJIT	W	64-40	Newark, NJ
Nov. 29	Hofstra	L	80-84	Albany, NY
Dec. 2	Albany	W	76-75 (2 ot)	Albany, NY
Dec. 6	Niagara	W	81-69	Albany, NY
Dec. 9	Rider	W	87-79	Albany, NY
Dec. 23	at Buffalo	L	64-69	Buffalo, NY
Dec. 28	Tennessee State	W	81-69	Albany, NY
Dec. 30	at Maryland	L	75-94	College Park, MD
Jan. 3	at Canisius	W	78-60	Buffalo, NY
Jan. 5	at Niagara	W	92-81	Niagara, NY
Jan. 9	Loyola	L	87-94 (ot)	Albany, NY
Jan. 11	Canisius	W	70-48	Albany, NY
Jan. 15	Marist	L	75-84 (ot)	Albany, NY
Jan. 19	Fairfield	L	67-72	Albany, NY
Jan. 21	at Manhattan	W	80-69	Riverdale, NY
Jan. 23	NJIT	W	87-63	Albany, NY
Jan. 27	at Rider	L	78-84	Lawrenceville, NJ
Jan. 29	at Loyola	L	71-72	Baltimore, MD
Feb. 1	Iona	W	61-60	Albany, NY
Feb. 4	Saint Peter's	W	66-50	Albany, NY
Feb. 9	at Iona	W	71-53	New Rochelle, NY
Feb. 11	at Saint Peter's	W	82-65	Jersey City, NJ
Feb. 14	at Fairfield	W	69-64	Fairfield, CT
Feb. 17	James Madison (BB)	W	77-66	Albany, NY
Feb. 22	Manhattan	W	78-61	Albany, NY
Feb. 24	at Marist	L	88-98 (ot)	Poughkeepsie, NY
Mar. 3	vs. Manhattan (MAAC)	W	75-72	Bridgeport, CT
Mar. 4	vs. Marist (MAAC)	W	86-78	Bridgeport, CT
Mar. 5	vs. Niagara (MAAC)	L	79-83	Bridgeport, CT

**2007-08 (23-11, 13-5)**

Date	Opponent	W/L	Score	Location
Nov. 9	at James Madison	L	88-100	Harrisonburg, VA
Nov. 12	at Syracuse (NIT)	L	89-97	Syracuse, NY
Nov. 13	Farleigh Dickinson (NIT)	W	88-66	Syracuse, NY
Nov. 17	Stanford (20th)	W	79-67	Albany, NY
Nov. 25	at Cornell	L	77-83	Ithaca, NY
Dec. 1	Albany	W	75-71	Albany, NY
Dec. 7	at Fairfield	W	74-61	Fairfield, CT
Dec. 9	Iona	W	81-76	Albany, NY
Dec. 22	Holy Cross	W	84-77	Albany, NY
Dec. 28	Saint Joseph's	L	68-74	Albany, NY
Dec. 31	Dartmouth	W	89-54	Albany, NY
Jan. 3	at Memphis	L	58-102	Memphis, TN
Jan. 6	Saint Peter's	W	79-56	Albany, NY
Jan. 8	Fairfield	L	52-53	Albany, NY
Jan. 11	at Niagara	W	94-84	Niagara, NY
Jan. 13	at Canisius	W	72-44	Buffalo, NY
Jan. 17	Manhattan	W	69-56	Albany, NY
Jan. 21	Canisius	W	77-49	Albany, NY
Jan. 24	at Loyola	L	56-85	Baltimore, MD
Jan. 27	at Iona	W	64-51	New Rochelle, NY
Feb. 2	Rider	L	75-89	Albany, NY
Feb. 4	Marist	W	76-72	Albany, NY
Feb. 8	at Marist	W	97-88 (ot)	Poughkeepsie, NY
Feb. 10	at Rider	W	80-77	Lawrenceville, NJ
Feb. 16	Loyola	L	76-83	Albany, NY
Feb. 18	at Manhattan	L	72-73	Riverdale, NY
Feb. 23	at Boise State (BB)	W	93-70	Boise, ID
Feb. 29	Niagara	W	94-78	Albany, NY



Mar. 2	at Saint Peter's	W	77-64	Jersey City, NJ
Mar. 8	Manhattan (MAAC)	W	66-58	Albany, NY
Mar. 9	Loyola (MAAC)	W	65-63	Albany, NY
Mar. 10	Rider (MAAC)	W	74-53	Albany, NY
Mar. 21	vs. Vanderbilt (NCAA, 16th)	W	83-62	Tampa, FL
Mar. 23	vs. Villanova (NCAA)	L	72-84	Tampa, FL

**2008-09 (27-8, 16-2)**

Date	Opponent	W/L	Score	Location
Nov. 17	Boise State	W	82-52	Albany, NY
Nov. 22	Cornell	W	74-56	Albany, NY
Nov. 27	vs. Tennessee (OSC, 12th)	L	64-78	Lake Buena Vista, FL
Nov. 28	vs. Wichita State (OSC)	L	70-72	Lake Buena Vista, FL
Nov. 30	vs. Oklahoma State (OSC)	L	68-77	Lake Buena Vista, FL
Dec. 3	at Loyola	W	75-68	Baltimore, MD
Dec. 6	Albany	W	71-64	Albany, NY
Dec. 9	Marist	W	77-60	Albany, NY
Dec. 17	at Pittsburgh (3rd)	L	66-79	Pittsburgh, PA
Dec. 23	Buffalo	W	71-60	Albany, NY
Dec. 28	at Saint Joseph's	W	75-74	Philadelphia, PA
Dec. 30	at Holy Cross	W	83-71	Worcester, MA
Jan. 1	Fairfield	W	87-81	Albany, NY
Jan. 4	Saint Peter's	W	65-52	Albany, NY
Jan. 6	at Kansas	L	84-91	Lawrence, KS
Jan. 9	Rider	W	91-81	Albany, NY
Jan. 11	at Manhattan	W	68-64	Riverdale, NY
Jan. 15	at Marist	W	91-85 (ot)	Poughkeepsie, NY
Jan. 17	at Fairfield	W	78-62	Fairfield, CT
Jan. 24	Niagara	W	82-65	Albany, NY
Jan. 26	Iona	W	69-68	Albany, NY
Jan. 29	Canisius	W	91-73	Albany, NY
Feb. 2	at Saint Peter's	W	74-63	Jersey City, NJ
Feb. 7	at Rider	L	88-90	Lawrenceville, NJ
Feb. 9	Loyola	W	73-60	Albany, NY
Feb. 12	Manhattan	W	93-69	Albany, NY
Feb. 16	at Iona	W	75-60	New Rochelle, NY
Feb. 21	Northern Iowa (BB)	W	81-75	Albany, NY
Feb. 27	at Niagara	L	85-100	Niagara, NY
Mar. 1	at Canisius	W	78-74	Buffalo, NY
Mar. 7	Canisius (MAAC)	W	77-52	Albany, NY
Mar. 8	Fairfield (MAAC)	W	80-65	Albany, NY
Mar. 9	Niagara (MAAC)	W	77-70	Albany, NY
Mar. 20	vs. Ohio State (NCAA)	W	74-72 (2 ot)	Dayton, OH
Mar. 22	vs. Louisville (NCAA, 1st)	L	72-79	Dayton, OH

**2009-10 (27-7, 17-1)**

Date	Opponent	W/L	Score	Location
Nov. 13	at Tennessee State	W	85-69	Nashville, TN
Nov. 17	Northeastern	W	59-53	Albany, NY
Nov. 21	at Temple	L	69-73	Philadelphia, PA
Nov. 24	Delaware	W	90-56	Albany, NY
Nov. 27	vs. St. John's (PHC)	L	68-77	Philadelphia, PA
Nov. 28	vs. Brown (PHC)	W	99-79	Philadelphia, PA
Dec. 2	at Georgia Tech (23rd)	L	61-74	Atlanta, GA
Dec. 5	Albany	W	83-54	Albany, NY
Dec. 7	at Iona	W	73-60	New Rochelle, NY
Dec. 12	at UNI	L	65-82	Cedar Falls, IA
Dec. 23	Rider	W	84-62	Albany, NY
Dec. 29	Saint Joseph's	W	92-75	Albany, NY
Dec. 31	Saint Peter's	W	64-53	Albany, NY
Jan. 2	Mount St. Mary's	W	79-76 (ot)	Albany, NY
Jan. 4	at Loyola	W	76-56	Baltimore, MD
Jan. 9	Niagara	W	83-65	Albany, NY
Jan. 11	Canisius	W	82-70	Albany, NY

Jan. 16	at Fairfield	W	81-73	Fairfield, CT
Jan. 18	Manhattan	W	83-68	Albany, NY
Jan. 21	Loyola	W	67-61	Albany, NY
Jan. 24	at Manhattan	W	66-58	Riverdale, NY
Jan. 28	at Saint Peter's	W	66-58	Jersey City, NJ
Jan. 30	at Marist	W	79-60	Poughkeepsie, NY
Feb. 5	Iona	W	88-68	Albany, NY
Feb. 8	Fairfield	W	69-67	Albany, NY
Feb. 12	at Niagara	L	74-87	Niagara, NY
Feb. 14	at Canisius	W	74-57	Buffalo, NY
Feb. 20	at Butler (BB, 20th)	L	53-70	Indianapolis, IN
Feb. 26	at Rider	W	80-54	Lawrenceville, NJ
Feb. 28	Marist	W	76-51	Albany, NY
Mar. 6	Manhattan (MAAC)	W	78-61	Albany, NY
Mar. 7	Rider (MAAC)	W	72-62	Albany, NY
Mar. 8	Fairfield (MAAC)	W	72-65 (ot)	Albany, NY
Mar. 19	vs. Purdue (NCAA, 10th)	L	64-72	Spokane, WA

**IOWA****2010-11 (11-20, 4-14)**

Date	Opponent	W/L	Score	Location
Nov. 14	South Dakota State	L	69-79	Iowa City, IA
Nov. 16	UL-Monroe	W	68-40	Iowa City, IA
Nov. 19	vs. Xavier (PJ)	L	73-86	St. Thomas, USVI
Nov. 20	vs. Alabama (PJ)	W	55-47	St. Thomas, USVI
Nov. 22	vs. Long Beach State (PJ)	L	72-78	St. Thomas, USVI
Nov. 26	SIU-Edwardsville	W	111-50	Iowa City, IA
Nov. 30	at Wake Forest (ACC)	L	73-76	Winston-Salem, NC
Dec. 4	Idaho State	W	70-53	Iowa City, IA
Dec. 7	Northern Iowa	W	51-39	Iowa City, IA
Dec. 10	Iowa State	L	72-75	Iowa City, IA
Dec. 18	at Drake	W	59-52	Des Moines, IA
Dec. 21	Louisiana Tech	W	77-58	Iowa City, IA
Dec. 29	Illinois (23rd)	L	77-87	Iowa City, IA
Jan. 4	Ohio State (2nd)	L	68-73	Iowa City, IA
Jan. 9	at Purdue (10th)	L	52-75	West Lafayette, IN
Jan. 12	Northwestern	L	71-90	Iowa City, IA
Jan. 16	at Minnesota (25th)	L	59-69	Minneapolis, MN
Jan. 19	at Ohio State (1st)	L	48-70	Columbus, OH
Jan. 23	Indiana	W	91-77	Iowa City, IA
Jan. 26	at Penn State	L	51-65	State College, PA
Jan. 30	at Michigan	L	73-87	Ann Arbor, MI
Feb. 2	Michigan State	W	72-52	Iowa City, IA
Feb. 5	at Indiana	W	64-63	Bloomington, IN
Feb. 9	Wisconsin (13th)	L	59-62 (ot)	Iowa City, IA
Feb. 13	Minnesota (25th)	L	45-62	Iowa City, IA
Feb. 17	at Northwestern	L	70-73	Evanston, IL
Feb. 19	Michigan	L	72-75 (ot)	Iowa City, IA
Feb. 26	at Illinois	L	68-81	Champaign, IL
Mar. 2	at Michigan State	L	66-85	East Lansing, MI
Mar. 5	Purdue (6th)	W	67-65	Iowa City, IA
Mar. 10	vs. Michigan State (BTT)	L	61-66	Indianapolis, IN

**2011-12 (18-17, 8-10)**

Date	Opponent	W/L	Score	Location
Nov. 11	Chicago State	W	96-53	Iowa City, IA
Nov. 14	North Carolina A&T	W	95-79	Iowa City, IA
Nov. 17	Northern Illinois	W	88-55	Iowa City, IA
Nov. 20	vs Creighton	L	59-82	Des Moines, IA
Nov. 23	Campbell	L	61-77	Iowa City, IA
Nov. 26	IPFW	W	82-72	Iowa City, IA
Nov. 29	Clemson (ACC)	L	55-71	Iowa City, IA
Dec. 3	Brown	W	75-54	Iowa City, IA
Dec. 6	at Northern Iowa	L	60-80	Cedar Falls, IA
Dec. 9	at Iowa State	L	76-86	Ames, IA
Dec. 17	Drake	W	82-68	Iowa City, IA
Dec. 19	Central Arkansas	W	105-64	Iowa City, IA
Dec. 22	Boise State	W	81-72	Iowa City, IA
Dec. 28	Purdue	L	76-79	Iowa City, IA
Dec. 31	at Wisconsin (11th)	W	72-65	Madison, WI
Jan. 4	at Minnesota	W	64-62	Minneapolis, MN
Jan. 7	Ohio State (6th)	L	47-76	Iowa City, IA
Jan. 10	at Michigan State (10th)	L	61-95	East Lansing, MI
Jan. 14	Michigan (13th)	W	75-59	Iowa City, IA
Jan. 17	at Purdue	L	68-75	West Lafayette, IN
Jan. 26	Nebraska	L	73-79	Iowa City, IA
Jan. 29	at Indiana (16th)	L	89-103	Bloomington, IN
Feb. 1	Minnesota	W	63-59	Iowa City, IA
Feb. 4	Penn State	W	77-64	Iowa City, IA
Feb. 9	at Northwestern	L	64-83	Evanston, IL
Feb. 16	at Penn State	L	64-69	University Park, PA
Feb. 19	Indiana (18th)	W	78-66	Iowa City, IA
Feb. 23	Wisconsin (15th)	W	67-66	Iowa City, IA
Feb. 26	at Illinois	L	54-65	Champaign, IL
Feb. 29	at Nebraska	W	62-53	Lincoln, NE
Mar. 3	Northwestern	L	66-70	Iowa City, IA
Mar. 8	vs. Illinois	W	64-61	Indianapolis, IN
Mar. 9	vs. Michigan State (8th)	L	75-92	Indianapolis, IN
Mar. 13	Dayton (NIT)	W	84-75	Iowa City, IA
Mar. 18	at Oregon (NIT)	L	97-108	Eugene, OR

**2012-13 (25-13, 9-9)**

Date	Opponent	W/L	Score	Location
Nov. 9	UT-Pan American	W	86-55	Iowa City, IA
Nov. 12	Central Michigan	W	73-61	Iowa City, IA
Nov. 15	Howard	W	66-36	Iowa City, IA
Nov. 17	Gardner-Webb	W	65-56	Iowa City, IA
Nov. 20	vs. Western Kentucky (CAN)	W	63-55	Cancun, Mexico
Nov. 21	vs. Wichita State (CAN)	L	63-75	Cancun, Mexico
Nov. 27	at Virginia Tech (ACC)	L	79-95	Blacksburg, VA
Dec. 1	A&M-Corpus Christi	W	88-59	Iowa City, IA
Dec. 4	South Dakota	W	87-63	Iowa City, IA
Dec. 7	Iowa State	W	80-71	Iowa City, IA
Dec. 15	vs. Northern Iowa	W	80-73	Des Moines, IA
Dec. 19	South Carolina State	W	90-46	Iowa City, IA
Dec. 22	Coppin State	W	80-50	Iowa City, IA
Dec. 31	Indiana (5th)	L	65-69	Iowa City, IA
Jan. 6	at Michigan (2nd)	L	67-95	Ann Arbor, MI
Jan. 10	Michigan State (18th)	L	59-62	Iowa City, IA
Jan. 13	at Northwestern	W	70-50	Evanston, IL
Jan. 19	Wisconsin	W	70-66	Iowa City, IA
Jan. 22	at Ohio State (14th)	L	63-72	Columbus, OH
Jan. 27	at Purdue	L	62-65 (ot)	West Lafayette, IN
Jan. 31	Penn State	W	76-67	Iowa City, IA
Feb. 3	at Minnesota (23)	L	59-62	Minneapolis, MN
Feb. 6	at Wisconsin	L	70-74 (2 ot)	Madison, WI
Feb. 9	Northwestern	W	71-57	Iowa City, IA
Feb. 14	at Penn State	W	74-72	University Park, PA
Feb. 17	Minnesota	W	72-51	Iowa City, IA

Feb. 23	at Nebraska	L	60-64	Lincoln, NE
Feb. 27	Purdue	W	58-48	Iowa City, IA
Mar. 2	at Indiana (1st)	L	60-73	Bloomington, IN
Mar. 5	Illinois	W	63-55	Iowa City, IA
Mar. 9	Nebraska	W	74-60	Iowa City, IA
Mar. 14	vs. Northwestern (BTT)	W	73-59	Chicago, IL
Mar. 15	vs. Michigan State (BTT, 7th)	L	56-59	Chicago, IL
Mar. 20	Indiana State (NIT)	W	68-52	Iowa City, IA
Mar. 22	Stony Brook (NIT)	W	75-63	Iowa City, IA
Mar. 27	at Virginia (NIT)	W	75-64	Charlottesville, VA
Apr. 2	vs. Maryland (NIT)	W	71-60	New York, NY
Apr. 4	vs. Baylor (NIT)	L	54-74	New York, NY

**2013-14 (20-13, 9-9)**

Date	Opponent	W/L	Score	Location
Nov. 8	UNC Wilmington	W	82-39	Iowa City, IA
Nov. 10	Nebraska-Omaha	W	83-75	Iowa City, IA
Nov. 14	Maryland Eastern Shore	W	109-63	Iowa City, IA
Nov. 17	Abilene Christian	W	103-41	Iowa City, IA
Nov. 22	Penn	W	86-55	Iowa City, IA
Nov. 28	vs. Xavier (B4A)	W	77-74 (ot)	Bahamas
Nov. 29	vs. UTEP (B4A)	W	89-53	Bahamas
Nov. 30	vs. Villanova (B4A)	L	83-88 (ot)	Bahamas
Dec. 3	Notre Dame (ACC)	W	98-93	Iowa City, IA
Dec. 7	vs. Drake (BF)	W	83-66	Des Moines, IA
Dec. 9	Fairleigh Dickinson	W	92-59	Iowa City, IA
Dec. 13	at Iowa State (16th)	L	82-85	Ames, IA
Dec. 22	Arkansas Pine Bluff	W	86-61	Iowa City, IA
Dec. 31	Nebraska	W	67-57	Iowa City, IA
Jan. 5	at Wisconsin (4th)	L	71-75	Madison, WI
Jan. 9	Northwestern	W	93-67	Iowa City, IA
Jan. 12	at Ohio State (3rd)	W	84-74	Columbus, OH
Jan. 19	Minnesota	W	94-73	Iowa City, IA
Jan. 22	at Michigan (21st)	L	67-75	Ann Arbor, MI
Jan. 25	at Northwestern	W	76-50	Evanston, IL
Jan. 28	Michigan State (6th)	L	69-71 (ot)	Iowa City, IA
Feb. 1	at Illinois	W	81-74	Champaign, IL
Feb. 4	Ohio State (25th)	L	69-76	Iowa City, IA
Feb. 8	Michigan (10th)	W	85-67	Iowa City, IA
Feb. 15	at Penn State	W	82-70	University Park, PA
Feb. 22	Wisconsin (16th)	L	74-79	Iowa City, IA
Feb. 25	at Minnesota	L	89-95	Minneapolis, MN
Feb. 27	at Indiana	L	86-93	Bloomington, IN
Mar. 2	Purdue	W	83-76	Iowa City, IA
Mar. 6	at Michigan State (22nd)	L	76-86	East Lansing, MI
Mar. 8	Illinois	L	63-66	Iowa City, IA
Mar. 13	vs. Northwestern (BTT)	L	62-67	Indianapolis, IN
Mar. 19	vs. Tennessee (NCAA)	L	65-78 (ot)	Dayton, OH

**2014-15 (22-12, 12-6)**

Date	Opponent	W/L	Score	Location
Nov. 14	Hampton	W	90-56	Iowa City, IA
Nov. 17	North Dakota State	W	87-56	Iowa City, IA
Nov. 20	vs. Texas (2K, 10th)	L	57-71	New York, NY
Nov. 21	vs. Syracuse (2K, 23rd)	L	63-66	New York, NY
Nov. 24	Pepperdine	W	72-61	Iowa City, IA
Nov. 26	Northern Illinois	W	70-49	Iowa City, IA
Nov. 29	Longwood	W	77-44	Iowa City, IA
Dec. 3	at North Carolina (ACC, 12th)	W	60-55	Chapel Hill, NC
Dec. 6	UM-Baltimore County	W	77-47	Iowa City, IA
Dec. 9	Alcorn State	W	67-44	Iowa City, IA
Dec. 12	Iowa State (13th)	L	75-90	Iowa City, IA
Dec. 20	vs. Northern Iowa (BF)	L	44-56	Des Moines, IA
Dec. 30	at Ohio State (18th)	W	71-65	Columbus, OH
Jan. 5	Nebraska	W	70-59	Iowa City, IA
Jan. 8	Michigan State	L	61-75	Iowa City, IA



Jan. 13	at Minnesota	W	77-75	Minneapolis, MN
Jan. 17	Ohio State (25th)	W	76-67	Iowa City, IA
Jan. 20	at Wisconsin (5th)	L	50-82	Madison, WI
Jan. 24	at Purdue	L	63-67	West Lafayette, IN
Jan. 31	Wisconsin (5th)	L	63-74	Iowa City, IA
Feb. 5	at Michigan	W	72-54	Ann Arbor, MI
Feb. 8	Maryland (16th)	W	71-55	Iowa City, IA
Feb. 12	Minnesota	L	59-64	Iowa City, IA
Feb. 15	at Northwestern	L	61-66 (ot)	Evanston, IL
Feb. 19	Rutgers	W	81-47	Iowa City, IA
Feb. 22	at Nebraska	W	74-46	Lincoln, NE
Feb. 25	Illinois	W	68-60	Iowa City, IA
Feb. 28	at Penn State	W	81-77 (ot)	University Park, PA
Mar. 3	at Indiana	W	77-63	Bloomington, IN
Mar. 7	Northwestern	W	69-52	Iowa City, IA
Mar. 12	vs. Penn State (BTT)	L	58-67	Chicago, IL
Mar. 20	vs. Davidson (NCAA)	W	83-52	Seattle, WA
Mar. 22	vs. Gonzaga (NCAA, 7th)	L	68-87	Seattle, WA

**2015-16 (22-11, 12-6)**

Date	Opponent	W/L	Score	Location
Nov. 13	Gardner-Webb	W	76-59	Iowa City, IA
Nov. 15	Coppin State	W	103-68	Iowa City, IA
Nov. 19	at Marquette (GG)	W	89-61	Milwaukee, WI
Nov. 26	vs. Dayton (AI)	L	77-82	Orlando, FL
Nov. 27	vs. Notre Dame (AI, 17th)	L	62-68	Orlando, FL
Nov. 29	vs. Wichita State (AI, 20th)	W	84-61	Orlando, FL
Dec. 2	Florida State (ACC)	W	78-75 (ot)	Iowa City, IA
Dec. 5	UMKC	W	95-75	Iowa City, IA
Dec. 7	Western Illinois	W	90-56	Iowa City, IA
Dec. 10	at Iowa State (2nd)	L	82-83	Ames, IA
Dec. 19	vs. Drake (BF)	W	70-64	Des Moines, IA
Dec. 22	Tennessee Tech	W	85-63	Iowa City, IA
Dec. 29	Michigan State (1st)	W	83-70	Iowa City, IA
Jan. 2	at Purdue (14th)	W	83-71	West Lafayette, IN
Jan. 5	Nebraska	W	77-66	Iowa City, IA
Jan. 14	at Michigan State (4th)	W	76-59	East Lansing, MI
Jan. 21	at Rutgers	W	90-76	Piscataway, NJ
Jan. 17	Michigan	W	82-71	Iowa City, IA
Jan. 24	Purdue (23rd)	W	83-71	Iowa City, IA
Jan. 28	Maryland (7th)	L	68-74	College Park, MD
Jan. 31	Northwestern	W	85-71	Iowa City, IA
Feb. 3	Penn State	W	73-49	Iowa City, IA
Feb. 7	at Illinois	W	77-65	Champaign, IL
Feb. 11	at Indiana (22nd)	L	78-85	Bloomington, IN
Feb. 14	Minnesota	W	75-71	Iowa City, IA
Feb. 17	at Penn State	L	75-79	University Park, PA
Feb. 24	Wisconsin	L	59-67	Iowa City, IA
Feb. 28	at Ohio State	L	64-68	Columbus, OH
Mar. 1	Indiana (11th)	L	78-81	Iowa City, IA
Mar. 5	at Michigan	W	71-61	Ann Arbor, MI
Mar. 10	vs. Illinois (BTT)	L	66-68	Indianapolis, IN
Mar. 18	vs. Temple (NCAA)	W	72-70 (ot)	Brooklyn, NY
Mar. 20	vs. Villanova (NCAA, 6th)	L	68-87	Brooklyn, NY

**2016-17 (19-15, 10-8)**

Date	Opponent	W/L	Score	Location
Nov. 11	Kennesaw State	W	91-74	Iowa City, IA
Nov. 13	Savannah State	W	116-84	Iowa City, IA
Nov. 16	Seton Hall (GG)	L	83-91	Iowa City, IA
Nov. 20	UT-Rio Grande Valley	W	95-67	Iowa City, IA
Nov. 25	vs. Virginia (ECC)	L	41-74	Niceville, FL
Nov. 26	vs. Memphis (ECC)	L	92-100	Niceville, FL
Nov. 29	at Notre Dame (ACC)	L	78-92	South Bend, IN
Dec. 3	Omaha	L	89-98	Iowa City, IA
Dec. 5	Stetson	W	95-68	Iowa City, IA

Dec. 8	Iowa State (25th)	W	78-64	Iowa City, IA
Dec. 17	vs. Northern Iowa (BF)	W	69-46	Des Moines, IA
Dec. 20	North Dakota	W	84-73	Iowa City, IA
Dec. 22	Delaware State	W	89-57	Iowa City, IA
Dec. 28	at Purdue (15th)	L	67-89	West Lafayette, IN
Jan. 1	Michigan	W	86-83 (ot)	Iowa City, IA
Jan. 5	at Nebraska	L	90-93 (2 ot)	Lincoln, NE
Jan. 8	Rutgers	W	83-78	Iowa City, IA
Jan. 12	Purdue (17th)	W	83-78	Iowa City, IA
Jan. 15	at Northwestern	L	54-89	Evanston, IL
Jan. 19	Maryland (25th)	L	76-84	Iowa City, IA
Jan. 25	at Illinois	L	64-76	Champaign, IL
Jan. 28	Ohio State	W	85-72	Iowa City, IA
Jan. 31	at Rutgers	W	83-63	Piscataway, NJ
Feb. 5	Nebraska	W	81-70	Iowa City, IA
Feb. 8	at Minnesota	L	89-101 (2 ot)	Minneapolis, MN
Feb. 11	at Michigan State	L	66-77	East Lansing, MI
Feb. 18	Illinois	L	66-70	Iowa City, IA
Feb. 21	Indiana	W	96-90 (ot)	Iowa City, IA
Feb. 25	at Maryland (24th)	W	83-69	College Park, MD
Mar. 2	at Wisconsin (21st)	W	59-75	Madison, WI
Mar. 5	Penn State	W	90-79	Iowa City, IA
Mar. 9	vs. Indiana (BTT)	L	73-95	Washington, D.C.
Mar. 15	South Dakota (NIT)	W	87-75	Iowa City, IA
Mar. 17	TCU (NIT)	L	92-94 (ot)	Iowa City, IA

**2017-18 (14-19, 4-14)**

Date	Opponent	W/L	Score	Location
Nov. 10	Chicago State	W	95-62	Iowa City, IA
Nov. 12	Alabama State	W	92-58	Iowa City, IA
Nov. 16	Grambling State	W	85-74	Iowa City, IA
Nov. 20	vs. Louisiana (CIC)	L	71-80	Grand Cayman
Nov. 21	vs. South Dakota State (CIC)	L	72-80	Grand Cayman
Nov. 22	vs. UAB (CIC)	W	95-85	Grand Cayman
Nov. 28	at Virginia Tech (ACC)	L	55-79	Blacksburg, VA
Dec. 2	Penn State	L	73-77	Iowa City, IA
Dec. 4	at Indiana	L	64-77	Bloomington, IN
Dec. 7	at Iowa State	L	78-84	Ames, IA
Dec. 10	Southern	W	91-60	Iowa City, IA
Dec. 16	vs. Drake (BF)	W	90-64	Des Moines, IA
Dec. 19	Southern Utah	W	92-64	Iowa City, IA
Dec. 22	vs. Colorado	W	80-73	Sioux Falls, SD
Dec. 29	Northern Illinois	W	98-75	Iowa City, IA
Jan. 2	Michigan	L	68-75	Iowa City, IA
Jan. 4	Ohio State	L	81-92	Iowa City, IA
Jan. 7	at Maryland	L	73-91	College Park, MD
Jan. 11	at Illinois	W	104-97 (ot)	Champaign, IL
Jan. 17	at Rutgers	L	64-80	Piscataway, NJ
Jan. 20	Purdue (3rd)	L	64-87	Iowa City, IA
Jan. 23	Wisconsin	W	85-67	Iowa City, IA
Jan. 27	at Nebraska	L	84-98	Lincoln, NE
Jan. 30	Minnesota	W	94-80	Iowa City, IA
Feb. 3	at Penn State	L	58-82	University Park, PA
Feb. 6	Michigan State (4th)	L	93-96	Iowa City, IA
Feb. 10	at Ohio State (14th)	L	64-82	Columbus, OH
Feb. 14	at Michigan (21st)	L	59-74	Ann Arbor, MI
Feb. 17	Indiana	L	82-84	Iowa City, IA
Feb. 21	at Minnesota	L	82-86	Minneapolis, MN
Feb. 25	Northwestern	W	77-70	Iowa City, IA
Feb. 28	vs. Illinois (BTT)	W	96-87	New York, NY
Mar. 1	vs. Michigan (BTT, 13th)	L	71-77 (ot)	New York, NY



**2018-19 (23-12)**

Date	Opponent	W/L	Score	Location
Nov. 8	UMKC	W	77-63	Iowa City, IA
Nov. 11	Green Bay	W	93-82	Iowa City, IA
Nov. 15	vs. Oregon (2K, 13th)	W	77-69	New York, NY
Nov. 16	vs. Connecticut (2K)	W	91-72	New York, NY
Nov. 21	Alabama State	W	105-78	Iowa City, IA
Nov. 27	Pittsburgh	W	69-68	Iowa City, IA
Nov. 30	Wisconsin (22nd)	L	66-72	Iowa City, IA
Dec. 3	at Michigan State (10th)	L	68-90	East Lansing, MI
Dec. 6	Iowa State	W	98-84	Iowa City, IA
Dec. 15	vs. Northern Iowa (BF)	W	77-54	Des Moines, IA
Dec. 18	Western Carolina	W	78-60	Iowa City, IA
Dec. 22	Savannah State	W	110-64	Iowa City, IA
Dec. 29	Bryant	W	72-67	Iowa City, IA
Jan. 3	at Purdue	L	70-86	West Lafayette, IN
Jan. 6	Nebraska (24th)	W	93-84	Iowa City, IA
Jan. 9	at Northwestern	W	73-63	Iowa City, IA
Jan. 12	Ohio State (16th)	W	72-62	Iowa City, IA
Jan. 16	at Penn State	W	89-82	University Park, PA
Jan. 20	Illinois	W	95-71	Iowa City, IA
Jan. 24	Michigan State (5th)	L	67-82	Iowa City, IA
Jan. 27	at Minnesota	L	87-92	Minneapolis, MN
Feb. 1	Michigan (5th)	W	74-59	Iowa City, IA
Feb. 7	at Indiana	W	77-72	Bloomington, IN
Feb. 10	Northwestern	W	80-79	Iowa City, IA
Feb. 16	at Rutgers	W	71-69	Piscataway, NJ
Feb. 22	Indiana	W	76-70 (ot)	Iowa City, IA
Feb. 26	at Ohio State	L	70-90	Columbus, OH
Mar. 2	Rutgers	L	72-86	Iowa City, IA
Mar. 7	at Wisconsin (21st)	L	45-65	Madison, WI
Mar. 10	at Nebraska	L	91-93 (ot)	Lincoln, NE
Mar. 14	vs. Illinois (BTT)	W	83-62	Chicago, IL
Mar. 15	vs. Michigan (BTT, 10th)	L	53-74	Chicago, IL
Mar. 22	vs. Cincinnati (NCAA, 22nd)	W	79-72	Columbus, OH
Mar. 24	vs. Tennessee (NCAA, 6th)	L	77-83	Columbus, OH

**2019-20 (20-11)**

Date	Opponent	W/L	Score	Location
Nov. 8	SIUE	W	87-60	Iowa City, IA
Nov. 11	DePaul (GG)	L	78-93	Iowa City, IA
Nov. 15	Oral Roberts	W	87-74	Iowa City, IA
Nov. 21	North Florida	W	83-68	Iowa City, IA
Nov. 24	Cal Poly	W	85-59	Iowa City, IA
Nov. 28	vs. Texas Tech (LVI, 12th)	W	72-61	Las Vegas, NV
Nov. 29	vs. San Diego State (LVI)	L	73-83	Las Vegas, NV
Dec. 3	at Syracuse (ACC)	W	68-54	Syracuse, NY
Dec. 6	at Michigan (4th)	L	91-103	Ann Arbor, MI
Dec. 9	Minnesota	W	72-52	Iowa City, IA
Dec. 12	at Iowa State	W	84-68	Ames, IA
Dec. 21	vs. Cincinnati (CL)	W	77-70	Chicago, IL
Dec. 29	Kennesaw State	W	93-51	Iowa City, IA
Jan. 4	vs. Penn State (21st)	L	86-89	Philadelphia, PA
Jan. 7	at Nebraska	L	70-76	Lincoln, NE
Jan. 10	Maryland (12th)	W	67-49	Iowa City, IA
Jan. 14	at Northwestern	W	75-62	Evanston, IL
Jan. 17	Michigan (19th)	W	90-83	Iowa City, IA
Jan. 22	Rutgers (24th)	W	85-80	Iowa City, IA
Jan. 27	Wisconsin	W	68-62	Iowa City, IA
Jan. 30	at Maryland (15th)	L	72-82	College Park, MD
Feb. 2	Illinois (19th)	W	72-65	Iowa City, IA
Feb. 5	at Purdue	L	68-104	West Lafayette, IN
Feb. 8	Nebraska	W	96-72	Iowa City, IA
Feb. 13	at Indiana	L	77-89	Bloomington, IN
Feb. 16	at Minnesota	W	58-55	Minneapolis, MN
Feb. 20	Ohio State (25th)	W	85-76	Iowa City, IA
Feb. 25	at Michigan State (24th)	L	70-78	East Lansing, MI

Feb. 29	Penn State (16th)	W	77-68	Iowa City, IA
Mar. 3	Purdue	L	68-77	Iowa City, IA
Mar. 8	at Illinois (23rd)	L	76-78	Champaign, IL

**2020-21 (22-9)**

Date	Opponent	W/L	Score	Location
Nov. 25	N.C. Central	W	97-67	Iowa City, IA
Nov. 27	Southern University	W	103-76	Iowa City, IA
Dec. 3	Western Illinois	W	99-58	Iowa City, IA
Dec. 8	North Carolina (ACC, 16th)	W	93-80	Iowa City, IA
Dec. 11	Iowa State	W	105-77	Iowa City, IA
Dec. 13	Northern Illinois	W	106-53	Iowa City, IA
Dec. 19	vs. Gonzaga (1st)	L	88-99	Sioux Falls, SD
Dec. 22	Purdue	W	70-55	Iowa City, IA
Dec. 25	at Minnesota	L	95-102 (ot)	Minneapolis, MN
Dec. 29	Northwestern (19th)	W	87-72	Iowa City, IA
Jan. 2	at Rutgers (14th)	W	77-75	Piscataway, NJ
Jan. 7	at Maryland	W	89-67	College Park, MD
Jan. 10	Minnesota (16th)	W	86-71	Iowa City, IA
Jan. 17	at Northwestern	W	96-73	Evanston, IL
Jan. 21	Indiana	L	69-81	Iowa City, IA
Jan. 29	at Illinois (19th)	L	75-80	Champaign, IL
Feb. 2	Michigan State	W	84-78	Iowa City, IA
Feb. 4	Ohio State (7th)	L	85-89	Iowa City, IA
Feb. 7	at Indiana	L	65-67	Bloomington, IN
Feb. 10	Rutgers (25th)	W	79-66	Iowa City, IA
Feb. 13	at Michigan State	W	88-58	East Lansing, MI
Feb. 18	at Wisconsin (21st)	W	77-62	Madison, WI
Feb. 21	Penn State	W	74-68	Iowa City, IA
Feb. 25	at Michigan (3rd)	L	57-79	Ann Arbor, MI
Feb. 28	at Ohio State (4th)	W	73-57	Columbus, OH
Mar. 4	Nebraska	W	102-64	Iowa City, IA
Mar. 7	Wisconsin (25th)	W	77-73	Iowa City, IA
Mar. 12	vs. Wisconsin (BTT)	W	62-57	Indianapolis, IN
Mar. 13	vs. Illinois (BTT, 3rd)	L	71-82	Indianapolis, IN
Mar. 20	vs. Grand Canyon (NCAA)	W	86-74	Indianapolis, IN
Mar. 22	vs. Oregon (NCAA)	L	80-95	Indianapolis, IN

- 2K - - 2K Classic
- ACC - - ACC/Big Ten Challenge
- AI - - Advocare Invitational (formerly known as Old Spice Classic)
- BB - - Bracket Buster
- BF - - Big Four Classic
- B4A - - Battle 4 Atlantis
- BTT - - Big Ten Tournament
- CC - - Cornhusker Classic
- CCH - - Cancun Challenge
- CIC - - Cayman Islands Classic
- ECC - - Emerald Coast Classic
- GG - - Gavitt Games
- HC - - Hawkeye Classic
- ECCT - - East Coast Conference Tournament
- MAAC - - Metro Atlantic Athletic Conference Tournament
- MC - - Mutual Classic
- NCAA - - NCAA Tournament
- NIT - - National Invitational Tournament
- PHC - - Philly Hoops Classic
- PJ - - Paradise Jam
- SC - - Southern Conference Tournament
- WLKF - - WLKF Classic

**Note:** Number in parenthesis following opponent is national ranking



Kirk Speraw completed his 12th season as an assistant coach at Iowa. Speraw, who has over four decades of coaching experience, assists in all aspects of the program including recruiting, opponent scouting, practices, player development and game preparation.

Speraw has helped rejuvenate the Iowa basketball program since arriving at Iowa in 2010. Not only has the attendance at Carver-Hawkeye Arena increased by more than 50 percent, but he helped vault the program back to national prominence on a consistent basis. Iowa has been ranked as high as No. 3 nationally during the 2016 and 2021 seasons. The Hawkeyes were ranked for 16 consecutive weeks in 2019, the final nine weeks of the 2020 season, and in 2021 went wire-to-wire in the top 15 of the AP Poll for the first time since the 1989 campaign.

Fran McCaffery and his coaching staff have won 20 games or more seven of the last nine years. Speraw and the Hawkeyes have placed fifth or better in the Big Ten standings five of the last seven seasons, including third place finishes in 2015, 2016, and 2021.

Iowa has averaged 20 wins the last 10 seasons, with its 205 victories between 2013-21 being the most over a 10-year span at Iowa since 1986-94.

The last three seasons, Speraw and the Hawkeyes won 20+ games and posted NCAA Tournament victories in 2019 and 2021. Dillard recruited and coached two-time unanimous consensus first-team All-American, and Big Ten and National Player of the Year Luka Garza. The center was also the consensus 2021 National Player of the Year, including winning the Naismith Trophy and John R. Wooden Award.

Iowa won 15 games over AP Top 25 opponents over the last two seasons (2020-21), tops among all Division I teams. In 2021, Iowa won 14 Big Ten regular season games -- its highest total since 1987 -- and reached 10 league wins for the sixth time in seven seasons. The Hawkeyes earned a No. 2 seed in the NCAA Tournament, tying its highest ever seed in tournament history (No. 2 in 1987).

Speraw and the Hawkeyes have led the Big Ten in scoring each of the last two seasons, including ranking fifth nationally in 2021. Iowa averaged 83.7 points per game in 2021, its highest scoring average in 32 years. Additionally, Iowa was tops in Division I in assists per game (19.2) and assist-to-turnover ratio (2.0) in 2021.

The past 11 years at Iowa, Speraw helped coach 18 Hawkeyes to professional contracts, including Joe Wieskamp and Garza, who were both selected in the 2021 NBA Draft. Wieskamp was chosen by the San Antonio Spurs, while the Detroit Pistons picked Garza. The University of Iowa was one of only two Big Ten schools with multiple draft picks in 2021.

Devyn Marble and Aaron White, who were selected by the Orlando Magic (2014) and Washington Wizards (2015) in the NBA Draft, respectively.

Speraw has helped mentor nine Hawkeyes to All-Big Ten status during his tenure, including five first team honorees: Roy Devyn Marble (2014), Aaron White (2015), Jarrod Uthoff (2016), Peter Jok (2017), and Luka Garza (2020 & 2021). In addition to the all-conference accolades, Garza (twice), Uthoff, and Jok were All-Americans. Speraw helped develop frontcourt players Gabriel Olaseni and Nicholas Baer, who were each voted Big Ten Sixth Man of the Year in 2015 and 2017, respectively. He also helped coach eight All-Big Ten Freshman performers (Eric May in 2010; Melsahn Basabe in 2011; Aaron White in 2012; Jordan Bohannon and Tyler Cook in 2017; Wieskamp in 2019; CJ Fredrick in 2020; Keegan Murray in 2021).

Speraw is the primary assistant who works with Iowa's perimeter players. In 2017, shooting guard Peter Jok became Iowa's fifth Big Ten scoring champion in school history, averaging 19.9 points per game. Jok also established new school free throw records in single-game makes (22), career percentage (.864), and single-season accuracy (.911). This past season, Wieskamp earned second-team all-conference laurels. He was the only Division I player in the country with 400+ points, 200+ rebounds, 70+ 3-pointers, and 25+ steals in 2021.



Speraw also helped mentor guard Jordan Bohannon to historic heights. Bohannon is Iowa's career leader in four statistical categories: assists (639), 3-pointers (364), free throw percentage (.887) and double-double in points and assists (8). Jok and Bohannon combined for 174 triples in 2017, the most by a duo in a single season at Iowa. He is one of only two players in program history to total more than 1,200 points and 600 assists. Lastly, he made 34 consecutive free throws to share Iowa's consecutive free throws made record with the legendary Chris Street.

Speraw, who is a Sioux City, Iowa, native was a two-time Hawkeye letterman (1978-79) who played for Hall of Fame head coach Lute Olson. He was a member of the 1978-79 squad that won 20 contests and a Big Ten title. As a senior, he was named the team's most inspirational player.

As both an assistant and head coach, Speraw has mentored dozens of players who have played professionally, including Hawkeyes Ronnie Lester, Steve Kraficisin, Vince Brookins, Steve Waite, Kenny Arnold, Kevin Boyle, Mark Gannon and Bobby Hansen.

Speraw began his coaching career with the Hawkeyes, serving as a graduate assistant with Iowa's 1979-80 team that advanced to the Final Four. The Hawkeyes went 23-8 that season. Speraw then moved to Denver University, where he was an assistant coach and recruiting coordinator for two years (1980-82).

Speraw joined the Hawkeyes after serving 17 years as head coach at the University of Central Florida (1993-2010). During his tenure, 18 of his players received all-league honors, including four first team honorees. Additionally, since the start of the 1993-94 season, 54 of Speraw's UCF student-athletes earned academic all-conference recognition.

His tenure included four NCAA Tournament berths (1994, '96, '04 and '05). In 2006-07, he was recognized as Conference USA Coach of the Year after guiding the Knights to 22 victories and a second-place league finish. His most successful season at UCF was in 2003-04, when the Knights finished 25-6, received votes in the top 25 and won the Atlantic Sun championship, earning an automatic bid to the NCAA Tournament.

Prior to his head coaching job at UCF, he served as an assistant coach at the University of Florida for three seasons (1990-93) under Head Coach Lon Kruger. While on the Florida staff, the Gators participated in two NIT's, including advancing to the semifinals in 1992.

Prior to his three years in Gainesville, Speraw was the head coach at Pensacola Junior College (PJC) from 1987-90. At PJC, he led the Pirates to an 82-21 record and three consecutive Panhandle Conference titles. His 1989-90 team won 31 games and finished fifth nationally. The team's success that year earned Speraw national recognition. He was tabbed the NABC/Kodak National Junior College Coach of the Year, as well as the state's Coach of the Year.

Speraw also had a coaching stop at Florida Southern, serving as an assistant from 1982-87. The Moccasins posted a 100-46 record and made four appearances in the Division II NCAA Tournament, including a third-place finish in 1986.

Speraw and his wife, Tracy (an Iowa City native), have two sons, Drew and Dustin, and two daughters, Brooke and Bailey. Drew played for his dad at Central Florida for four years.





Sherman Dillard is in his 12th year with the University of Iowa men's basketball staff bringing a wealth of expertise on and off the court.



Dillard has helped rejuvenate the Iowa basketball program since arriving at Iowa in 2010. Not only has the attendance at Carver-Hawkeye Arena increased by more than 50 percent, but Dillard helped vault the program back to national prominence on a consistent basis. Iowa has been ranked as high as No. 3 nationally during the 2016 and 2021 seasons. The Hawkeyes were ranked for 16 consecutive weeks in 2019, the final nine weeks of the 2020 season, and in 2021 went wire-to-wire in the top 15 of the AP Poll for the first time since the 1989 campaign.

Fran McCaffery and his coaching staff have won 20 games or more seven of the last nine years. Dillard and the Hawkeyes have placed fifth or better in the Big Ten standings five of the last seven seasons, including a third-place finish in 2021.

Iowa has averaged 20 wins the last 10 seasons, with its 205 victories between 2013-21 being the most over a 10-year span at Iowa since 1986-94.

The last three seasons, Dillard and the Hawkeyes won 20+ games and posted NCAA Tournament victories in 2019 and 2021. Dillard recruited and coached two-time unanimous consensus first-team All-American, and Big Ten and National Player of the Year Luka Garza. The center was also the consensus 2021 National Player of the Year, including winning the Naismith Trophy and John R. Wooden Award.

Iowa won 15 games over AP Top 25 opponents over the last two seasons (2020-21), tops among all Division I teams. In 2021, Iowa won 14 Big Ten regular season games -- its highest total since 1987 -- and reached 10 league wins for the sixth time in seven seasons. The Hawkeyes earned a No. 2 seed in the NCAA Tournament, tying its highest ever seed in tournament history (No. 2 in 1987).

Dillard and the Hawkeyes have led the Big Ten in scoring each of the last two seasons, including ranking fifth nationally in 2021. Iowa averaged 83.7 points per game in 2021, its highest scoring average in 32 years. Additionally, Iowa was tops in Division I in assists per game (19.2) and assist-to-turnover ratio (2.0) in 2021.

In 2019, the Hawkeyes amassed 23 victories, the program's second highest total in 13 seasons, closely behind 25 wins in 2013 when reaching the NIT championship game. Iowa placed third in the Big Ten and won a game in the NCAA Tournament for the third time in five years.

The past 11 years at Iowa, Dillard helped coach 18 Hawkeyes to professional contracts, including Joe Wieskamp and Garza, who were both selected in the 2021 NBA Draft. Wieskamp was chosen by the San Antonio Spurs, while the Detroit Pistons picked Garza. The University of Iowa was one of only two Big Ten schools with multiple draft picks in 2021.

Dillard has helped mentor nine Hawkeyes to All-Big Ten status during his tenure, including five first team honorees: Roy Devyn Marble (2014), Aaron White (2015), Jarrod Uthoff (2016), Peter Jok (2017), and Luka Garza (2020 & 2021). In addition to the all-conference accolades, Garza (twice), Uthoff, and Jok were All-Americans. Dillard helped develop frontcourt players Gabriel Olaseni and Nicholas Baer, who were each voted Big Ten Sixth Man of the Year in 2015 and 2017, respectively. He also helped coach eight All-Big Ten Freshman performers (Eric May in 2010; Melsahn Basabe in 2011; Aaron White in 2012; Jordan Bohannon and Tyler Cook in 2017; Joe Wieskamp in 2019; CJ Fredrick in 2020; Keegan Murray in 2021).

Frontcourt players have enjoyed recent success under McCaffery and the coaching staff. The last two seasons, Garza had unprecedented success, becoming a two-time National and Big Ten Player of the Year, unanimous consensus first-team All-American, Pete Newell Big Man of the Year, Kareem Abdul-Jabbar Center of the Year. Three years ago, Cook became the ninth player in program history to total more than 1,300 points and 600 rebounds. Baer

is the only Hawkeye to ever total more than 750 points, 500 rebounds, 100 assists, 100 steals, 100 blocks, and 100 3-pointers made. Additionally, Dillard helped mentor Jok (19.9 ppg) and Garza (23.9 ppg in 2020; 24.1 ppg in 2021) in becoming Iowa's fifth, sixth, and seventh Big Ten scoring champions in school history.

Dillard has four decades of coaching experience, serving as a college assistant or head coach. He spent his first 15 years as an assistant coach at three institutions. Dillard began his coaching career under Head Coach Lefty Driesell at Maryland, spending six seasons (1979-85). He helped coach the Terrapins to four 20-plus win seasons and six postseason appearances, including five NCAA Tournament berths. The 1980, 1984 and 1985 squads reached the Sweet 16, while the 1984 team won the ACC Tournament.

He then spent three years at California (1985-88) under Lou Campanelli, who was his coach at James Madison. The Bears posted two third-place Pac-10 finishes and two NIT appearances during his tenure in Berkeley. After three seasons at California, he returned to the ACC and Georgia Tech for six seasons (1988-94). While in Atlanta, he helped Coach Bobby Cremins lead the Yellow Jackets to six winning seasons and postseason appearances. Georgia Tech played in five NCAA Tournaments, including the Final Four in 1990 and Sweet 16 in 1992.

Dillard received his first head coaching opportunity at Indiana State (1994-97). During his three seasons in Terre Haute, the Sycamores improved each year (29-52 record). He then left Indiana State to return to his alma mater to replace Driesell. Dillard was the Dukes' head coach for seven years (1997-04). He posted a 93-106 record, sharing a league title and recording three first-division finishes in the Colonial Athletic Association (CAA). During his tenure, he earned CAA Coach of the Year and NABC District Coach of the Year laurels. His 10-year head coaching record stands at 122-158.

Dillard, a three-time Academic All-American and four-time honorable mention All-American by the Associated Press, played guard at James Madison (1973-78). He led the Dukes in scoring in each of his four years (missed 1976-77 with an injury) and was the team's top rebounder as a freshman. Dillard is the second-leading scorer (2,065 points) in James Madison history, and his academic excellence merited him an NCAA post-graduate scholarship. After his collegiate career, he was drafted by the Indiana Pacers in the 1978 NBA Draft. Additionally, Dillard was honored as a CAA "Legend" in 2009.

Dillard worked as a basketball marketing representative for Nike for six years (2004-10). He served as Global Camp Director, responsible for administrative and operational facets of a series of highly acclaimed camps and academies sponsored by Nike. Those camps included the Nike All-America Camp and select skills academies hosted by NBA stars such as Kobe Bryant, Steve Nash, Vince Carter, Amaré Stoudemire, and LeBron James (until January, 2009).

Dillard is a 1978 magna cum laude James Madison graduate earning a bachelor's degree in physical education and minor in business, and is a member of the school's sports hall of fame.

Dillard and his wife Dena have two sons, Ben (28) and Langston (26). His son Ben was a four-year letterwinner on the Arkansas-Little Rock basketball team.





Billy Taylor is in his third season as an assistant coach on head coach Fran McCaffery's staff at the University of Iowa.

Taylor joined the Hawkeye staff as an assistant coach after 18 years of collegiate coaching experience, including head coaching stints at Ball State, Lehigh, and Belmont Abbey. McCaffery coached Taylor as an assistant coach at Notre Dame (1992-95) and has been on the same staff as McCaffery on three different occasions.

Most recently, Taylor was Iowa's director of basketball operations for three seasons (2014-16), coordinating travel and carrying out the day-to-day activities of the basketball program. Iowa competed in the NCAA Tournament and had a first-team All-Big Ten honoree (Devyn Marble, Aaron White, Jarrod Uthoff) all three of those seasons.

Since returning to the Iowa, Taylor and the Hawkeyes have been a mainstay in the national rankings, registered back-to-back 20-win seasons, and won an NCAA Tournament game in 2021. Taylor played a pivotal role in coaching two-time unanimous consensus first-team All-American and Big Ten and National Player of the Year Luka Garza. The center was also the consensus 2021 National Player of the Year, including winning the Naismith Trophy and John R. Wooden Award.

Iowa won 15 games over AP Top 25 opponents over the last two seasons, tops among all Division I teams. In 2021, Iowa won 14 Big Ten regular season games, its highest total since 1987. The Hawkeyes earned a No. 2 seed in the NCAA Tournament, tying its highest ever seed in tournament history (No. 2 in 1987).

Taylor and the Hawkeyes led the Big Ten in scoring, including ranking fifth nationally in 2021. Iowa averaged 83.7 points per game this past season, its



highest scoring average in 32 years. Additionally, Iowa was tops in Division I in assists per game (19.2) and assist-to-turnover ratio (2.0) in 2021.

Taylor was the top assistant for three seasons at UNC-Greensboro under McCaffery from 1999-02. The Spartans won the Southern Conference Championship and advanced to the NCAA Tournament with a 19-11 record in 2000-01, before posting a 20-10 mark and an NIT appearance in 2001-02.

Taylor served as an assistant coach at Notre Dame during the 1998-99 campaign alongside McCaffery and under head coach John MacLeod. He coordinated opponent scouting reports, game preparations, preseason and postseason skill development sessions.

Taylor returned to Iowa City after serving as head coach at Division II Belmont Abbey the last three seasons (2017-19). He guided the Crusaders to a 23-8 record last season, a 13-win improvement from his first year on the Crusaders sidelines. This past season, Taylor mentored DeQuan Abrom to the Conference Carolinas Player of the Year Award. Abrom, a junior, led the league in scoring, averaging 24.2 points per game and became just the second player in school history to top 700 points in a season. Taylor guided three players to all-conference recognition over the past three years.

Taylor was head coach for six seasons (2007-13) at Ball State. During his tenure, the Cardinals finished either first or second in the Mid-American Conference (MAC) West Division three times and advanced to the MAC Tournament semifinals twice. Taylor coached nine all-conference selections and also mentored a MAC All-Freshman Team member five straight seasons.

Prior to Ball State, Taylor spent five seasons as head coach at Lehigh (2002-07), where he was a two-time Patriot League Coach of the Year honoree. In his first season, Taylor was named Patriot League Coach of the Year after guiding the Mountain Hawks to the second-largest turnaround in the nation, improving on the previous year's record by 11 wins.

In 2003-04, Taylor led Lehigh to its first Patriot League regular season and tournament championships, as well as a trip to the NCAA tournament. For his efforts, Taylor earned the league's Coach of the Year honor for the

second time in as many seasons, becoming the first coach since Gonzaga's Mark Few to win conference coach of the year honors in each of his first two seasons as a head coach.

In 2005-06, Lehigh posted the third-most wins in school history with its 19-12 overall mark and a school-record 11 Patriot League wins.

Taylor, who was recruited to Notre Dame by Digger Phelps, was a four-year letterwinner for the Irish. He started 79-of-112 games during his career and was the team captain as a senior. He scored 577 points and grabbed 300 rebounds, before graduating with a degree in accounting and computer applications in 1995. He also earned his CPA in 1998.

Taylor and his wife, Avlon, have two daughters, Gavielle and Tamia, and a son, Savion.



Al Seibert is in his 11th season on the University of Iowa men's basketball coaching staff. Seibert spent five years as the team's video coordinator before being named director of operations prior to the 2016-17 season.

As operations director, Seibert works closely with the basketball staff, helping coordinate travel and carry out the day-to-day activities of the UI basketball program.

Seibert has assisted in the rise of the Hawkeye basketball program back to national prominence since 2012. Fran McCaffery and his coaching staff have won 20 games or more seven of the last nine years. Seibert and the Hawkeyes have placed fifth or better in the Big Ten standings five of the last seven seasons, including a third-place finish in 2021. Iowa won 15 games over AP Top 25 opponents over the last two seasons, tops among all Division I teams.

The last three seasons, Seibert and the Hawkeyes won 20+ games, have been a mainstay in the national rankings, and posted NCAA Tournament victories in 2019 and 2021. Denning was a member of a staff that coached two-time unanimous consensus first-team All-American, and Big Ten and National Player of the Year Luka Garza. The center was also the consensus 2021 National Player of the Year, including winning the Naismith Trophy and John R. Wooden Award.

In 2021, Iowa won 14 Big Ten regular season games, its highest total since 1987. The Hawkeyes earned a No. 2 seed in the NCAA Tournament, tying its highest ever seed in the tournament (No. 2 in 1987).

In 2019, the Hawkeyes amassed 23 victories, the program's second highest total in 13 seasons, closely behind 25 wins in 2013 when reaching the NIT championship game.



Seibert has 18 years of coaching experience, having most recently served as the head coach at the University of New Haven in West Haven, Connecticut, from 2005-10.

He was at the University of Hartford for five seasons, four as an assistant (2000-04) and one as associate head coach (2004-05). Seibert was the top assistant in 2002 when Hartford posted the second-best Division I turnaround. He also helped coach the Hawks to a top three finish in the America East Conference from 2002-04.

Seibert was also an assistant coach at Western Kentucky (1994-98). He helped coach the 1995 Western Kentucky team to the second round of the NCAA Tournament, a final national ranking of No. 18 and a 27-4 overall record, which was second only to national champion UCLA.

Other stops include one season as a volunteer assistant coach at Duquesne (1992-93) and working as a basketball administrative assistant at Pittsburgh (1993-94).

Seibert has worked individually with a number of athletes drafted in the NBA. In 1993, he worked with Derrick Alston (Duquesne University), who was a second-round draft pick of the Philadelphia 76ers. The following spring, Seibert worked with Erik Mobley (University of Pittsburgh), who was the 16th overall selection of the Milwaukee Bucks in the 1994 NBA Draft. In 1996, he worked with Ben Davis (University of Arizona), who was a second-round pick of the Phoenix Suns. Seibert also worked individually with Lee Nailon (TCU) in 1998-99, who was a second round selection by Charlotte.

Seibert worked as a college basketball recruiting expert for Insiders Report from 1998-2000.

He played collegiately at Frederick Community College (Md.) from 1981-83.

A native of Pittsburgh, Pennsylvania, Seibert earned his Bachelor of Arts degree in political science from Fredonia State University (N.Y.) in 1985.

Seibert is married to Rachel and has a daughter, Katie (24), who lives in Cedar Rapids, Iowa.





**DIRECTOR OF RECRUITING/  
PLAYER DEVELOPMENT  
COURTNEY ELDRIDGE**

Courtney Eldridge is in his sixth year on the Iowa staff. After serving as the program’s video coordinator the previous two seasons, Eldridge was elevated to director of recruiting and player development in 2019.

Iowa has finished in the upper half of the Big Ten standings four of the five seasons that Eldridge has been on staff, including a third place finish this past season.

The last three seasons, Eldridge and the Hawkeyes won 20+ games, have been a mainstay in the national rankings, and posted NCAA Tournament victories in 2019 and 2021. Eldridge was a member of a staff that coached two-time unanimous consensus first-team All-American, and Big Ten and National Player of the Year Luka Garza. The center was also the consensus 2021 National Player of the Year, including winning the Naismith Trophy and John R. Wooden Award.

Iowa won 15 games over AP Top 25 opponents over the last two seasons, tops among all Division I teams. In 2021, Iowa won 14 Big Ten regular season games, its highest total since 1987. The Hawkeyes earned a No. 2 seed in the NCAA Tournament, tying its highest ever seed in tournament history (No. 2 in 1987).

His first three years as video coordinator, Eldridge assisted with film breakdown and compiling player development edits. He also organized in-depth statistical data and various analytic measures for the coaching staff.

Eldridge played basketball at UNC-Greensboro (UNCG) from 1998-02, followed by a 12-year professional career overseas. He was also a boys basketball coach at East Boston HS and Saint Joseph Prep School in Brighton, Massachusetts.

Eldridge helped the Spartans post three winning seasons during his career. He was part of the UNCG’s 2001 NCAA Tournament team that won the Southern Conference Tournament title. As a senior, he led the Spartans to the SoCon North Division co-championship and an appearance in the NIT.

Eldridge was a two-time SoCon First Team honoree and SoCon All-Tournament recipient (2001, 2002). He is the Spartans’ all-time assists leader assists (584) and is second in steals (226). Eldridge holds the UNCG single-season records for assists (182 in 2002) and steals (82 in 2001). Eldridge is 10th in UNCG scoring with 1,329 career points. He is one of three UNCG greats to have their jersey retired (No. 23).

He earned his college degree in business administration from UNCG in 2015.

Eldridge’s father, Alex, played basketball at UMASS from 1974-78.

Eldridge and his wife, Aisha, have three children, Dante, Jordan, and Aliyah.



**ASSISTANT DIRECTOR OF  
OPERATIONS KYLE DENNING**

Kyle Denning is in his seventh season on the Iowa basketball staff, his third as assistant director of basketball operations after serving as a graduate student manager the previous two years.

Six of the last seven seasons while on staff, the Hawkeyes have finished in the upper division of the Big Ten, and had a first-team All-Big Ten honoree five times.

The last three seasons, Denning and the Hawkeyes won 20+ games, have been a mainstay in the national rankings, and posted NCAA Tournament victories in 2019 and 2021. Denning was a member of a staff that coached two-time unanimous consensus first-team All-American, and Big Ten and National Player of the Year Luka Garza. The center was also the consensus 2021 National Player of the Year, including winning the Naismith Trophy and John R. Wooden Award.

Iowa won 15 games over AP Top 25 opponents over the last two seasons, tops among all Division I teams. In 2021, Iowa won 14 Big Ten regular season games, its highest total since 1987. The Hawkeyes earned a No. 2 seed in the NCAA Tournament, tying its highest ever seed in tournament history (No. 2 in 1987).

Denning is a recent University of Iowa graduate and former Hawkeye basketball student-athlete (2011-15), playing on four postseason teams, including back-to-back NCAA Tournament teams in 2014 and 2015, and NIT runners-up in 2013.

The native of Cedar Falls, Iowa, was a walk-on for the first three years before earning an athletic scholarship his senior season. Denning played in 35 games at point guard, shooting at a 50 percent clip during his career.

Denning ran the team’s scout team for four seasons and earned the team’s Appreciation Award in 2015.



**VIDEO COORDINATOR  
LUCAS PAULEY**

Lucas Pauley is in his sixth year with the Iowa Basketball program, including his first season as video coordinator.

Pauley assists with film breakdown and compiling player development edits. Pauley also organizes in-depth statistical data and various analytic measures for the coaching staff.




Pauley spent the last two seasons as a graduate student manager and the first three years a student manager. During his time on staff, the Hawkeyes competed in two straight NCAA Tournaments and placed in the upper division of the Big Ten four of the five seasons. In 2021, Iowa went wire-to-wire ranked inside the Top 15, ascending as high as No. 3. Pauley was a member of the staff that helped Luka Garza become the program's first consensus National Player of the Year in 2021.

The native of Farragut, Iowa, graduated from the University of Iowa in December, 2018, earning a double major in journalism and sport studies. He also completed a master's degree in strategic communication in May, 2021.

Pauley and his wife, Jessica, live in Iowa City.

**ASSISTANT ATHLETIC TRAINER  
BRAD FLOY**

Brad Floy is in his 10th season as the University of Iowa men's basketball athletic trainer.



Since returning to his alma mater, Floy has been on staff of seven Hawkeye teams that have qualified for post-season competition, including NCAA Tournaments in five of the last seven completed seasons.

Iowa's 2020-21 squad posted 22 wins, finished in third place in the Big Ten, and were ranked inside the top 15 nationally all season long. The Hawkeyes were led by college basketball's most dominant player, Luka Garza, who earned consensus national player of the year distinction.

Floy was on the front line this past season testing student-athletes and staff on a daily basis, making sure Iowa met COVID-19 safety guidelines set by the Big Ten Conference.

Iowa is one of just three teams to finish in the upper half of the Big Ten standings eight of the last nine seasons (Michigan State and Wisconsin). The Hawkeyes won at least one game in postseason tournaments six of the last eight completed seasons, including NCAA Tournament wins over Davidson (2016), Temple (2017), Cincinnati (2019), Grand Canyon (2021), and reaching the NIT championship game in 2013.

Prior to being named to this position, Floy served as Assistant Athletic Trainer and Lecturer in the Department of Kinesiology at Fresno State from 2008-12. He was responsible for the care and prevention of injuries as they relate to the Bulldog men's basketball and tennis programs.

Floy spent the previous six years as a graduate assistant with the Hawkeye men's basketball team while earning his Bachelor's of Science ('02) and Master's of Science ('04). He also earned his Ph. D. in exercise science from Iowa in 2012. During Floy's tenure, the Hawkeyes achieved excellence at the highest level as regular postseason contenders. In 2006, the Hawkeyes won the Big Ten Tournament championship and earned a No. 3 seed in the NCAA Tournament. As a No. 10 seed, Iowa also made the NCAA Tournament in 2005, after going to three straight postseason NIT tournaments from 2002-04.

In addition, he serves as an Adjunct Professor in the Department of Health and Human Physiology. He specializes in lower extremity injuries, biomechanics and motor control of walking. He currently serves as Past-President of the Iowa Athletic Trainers' Society and sits on the NATA State Association Advisory Committee. Floy is a member of IATS, MAATA, NATA, and CATS. He holds certifications in CES, ART, Graston Technique, FMS-II, CPR/AED Instructor, and Certified Strength & Conditioning Specialist. Floy was named the 2014 Athletic Trainer of the Year by the Iowa Athletic Trainers' Society (IATS), the 2020 Dan Foster Clinical Supervisor Award, and the 2020 NATA Lifesaver Award.

A native of Clear Lake, Iowa, the 41-year-old Floy is married to Erin Floy, who works as a physical therapist.




Serving the needs of Iowa basketball and all the Hawkeye teams since 1975, the UI Sports Medicine team helps athletes and active people of all ages and skill levels from around the region heal from injuries and return to maximum performance. The UI Sports Medicine Clinic brings together experts and sports medicine specialists in orthopaedic surgery, primary care, physiatry, athletic training and rehabilitation. UI Sports Medicine provides the full spectrum of care for everyone from the active child and weekend warrior to the high level collegiate and professional athlete. UI Sports medicine opened in 2010 and is located near the University of Iowa Athletics Hall of Fame and the west athletics campus.

Backed by the Department of Orthopaedics and Rehabilitation, which is ranked among US News World Report magazine’s top orthopaedic departments in the United States, the UI Sports Medicine team is dedicated to improving the understanding, prevention, treatment, and rehabilitation of patients with sports- and activity-related injuries. Orthopaedic surgeon Brian Wolf, M.D., Director of UI Sports Medicine Center and of Student Health Athletic Services, notes the sports medicine team’s overall success depends on the following principles:

- Striving for the best possible overall long-term health and outcomes of all athletes and patients
- Expert examination, testing and diagnosis of injuries
- State of the art and research-based treatments including physical therapy, injection therapies and surgery
- Dedication to a safe, progressive and efficient recovery after injury

*Here is a closer look at the members of Hawkeye men’s basketball’s health care team:*

**MATT BOLLIER, MD, M.S.**



Dr. Bollier is the Congdon Professor in Orthopaedic Surgery, sports medicine fellowship director, and team physician at the University of Iowa.

He joined the University of Iowa Sports Medicine team in 2010 after completing a sports medicine fellowship at the University of Connecticut. In addition to caring for University of Iowa athletes, he performs knee and shoulder surgery on active patients of all ages.

Specific interests include rotator cuff repair, ACL reconstruction, meniscus repair, cartilage resurfacing, and knee cap issues.

He is actively involved in clinical and basic science research with numerous awards, publications, and

honors.

Dr. Bollier graduated from Wheaton North High School in Wheaton, Illinois, before attending Loyola Stritch School of Medicine in Chicago. He completed orthopaedic surgery residency at Michigan State before traveling to the East Coast for sports medicine fellowship training.

Dr. Bollier and his wife Christy have four kids (Luke 17, Hailey 15, Addison 13, and Austin 10) who are very active in the Iowa City community and love cheering on the Hawkeyes.

**BRITT MARCUSSEN, M.D.**




Dr. Britt Marcussen completed his undergraduate and masters degrees in Anatomy and Cell Biology at the University of Iowa. He subsequently attended medical school at the University of Iowa Carver College of Medicine. He completed residency in Family Medicine at St. Francis-Mayo Family Medicine Residency in La Crosse Wisconsin, and completed a primary care sports medicine fellowship at the University of Iowa. He is currently an Associate Professor of Family Medicine.

His primary clinical interests are cardiac issues and female athlete triad in athletes. He currently participates as a team physician for the men’s basketball, men’s and women’s tennis, and men’s and women’s gymnastics teams, and the

Hawkeye Spirit and Cheer squads at the University of Iowa. Marcussen is also the head team physician at Clear Creek Amana High School.





**Shelly Deusch**  
Secretary




**Mel Sanders**  
Academic Coordinator



**Mike Moriarity**  
Director, Video Productions



**Peggy Jenn**  
Equipment Manager



**Bill Maxwell**  
Strength Training




**Matthew Weitzel**  
Athletic Communications




**Eddie Etsey**  
Director, I.T.




**Matt Ward**  
Compliance



**Luke Slavens**  
Head Manager



**Alex Dickey**  
Manager



**Ben Sheridan**  
Manager




**Jackson McLaughlin**  
Manager



**Jack Brandt**  
Manager



**Evan Schuster**  
Manager



**Sam Close**  
Video Intern



**Jack Devlin**  
Student Intern Assistant

**\*\*\*\*\*3 -- Jordan Bohannon****Guard****6-1, 175, Sixth Year Senior****Marion, Iowa****Linn-Mar HS**

**Hawk Items** -- School record holder in career 3-pointers made (364), games played (143), assists (639), and free throw percentage (.887, 290-327)... his 364 3-pointers rank second most in Big Ten history... ranks ninth in Iowa career scoring (1,638)... one of only three Hawkeyes with four 100-assist seasons (Dean Oliver, Jeff Horner)... second Hawkeye in program history to total 1,500+ points and 600+ assists (Jeff Horner)... one of three Division I players since the 1992-93 season to amass more than 625 assists and 350 3-pointers... seven career points-assists double-doubles, most in school history... eight career games with 10 or more assists is the most in school history... 80 3-pointers are fourth most and 135 assists are ninth most by a senior in program history... broke Iowa's 3-point field goals made record in three years and has amassed 102 more triples than any other Hawkeye in program history... one of 30 Division I players over the last 25 years to make 75+ 3-pointers in four seasons... 10th player in all of Division I basketball since 1992, to post at least 79 triples and 118 assists per season in each of his first three seasons... led Big Ten in free throw percentage his sophomore and junior seasons, missing only seven free throws in 20 league games as a junior (64-of-71, .901) and two as a sophomore (37-of-39, .949)... one of only four Big Ten players to lead the conference in free throw accuracy in consecutive seasons... became the sixth underclassman to earn the team's prestigious Chris Street Award as a sophomore in 2018... earned the team's Top Playmaker Award each of his first three seasons... reached double figures in scoring 78 times, including reaching 20 points 21 times... his 79 three-pointers in 2018-19 are third most by an Iowa junior in program history... his free throw percentage of 87.2 percent and 118 assists rank third and ninth best, respectively, by an Iowa junior... only player nationally to post 150+ assists & 80+ 3-pointers as a freshman and sophomore over the last 25 years... one of three players from a major conference over the last 20 years with 300+ assists and 150+ 3-pointers through their sophomore season... his 96 3-pointers and 178 assists were second most in program history by a sophomore... his 90.4 free throw percentage ranks first in program history by a sophomore... scored the most points in his family, outscoring brothers Matt, Jason, and Zach... averaged six points, 3.3 assists, two rebounds, and 1.3 steals in three games played during Iowa's European Tour in August, 2018.

**2020-21 Honors** -- Honorable Mention All-Big Ten by vote of league coaches and media... named Co-Big Ten Player of the Week (Jan. 11). **2020-21** -- Started all 31 games... ranked first on the team in assists (135) and 3-pointers made (80), and third in points per game (10.6)... netted double figures 15 times... led team in assists 14 times and steals five times... posted a game-best eight assists and 16 second-half points in home win over #25 Wisconsin, including 5-5 FT's in final 1:08... netted season-high 26 points, tying a career high with eight 3-pointers, while posting a +32 plus-minus in win over Nebraska... broke Iowa's career assists record (639) at #4 Ohio State on Feb. 28... ranked first in the Big Ten in 3-point accuracy (.390) and second in the Big Ten in 3-pointers made per game (2.58)... ranked second in the Big Ten in assist-to-turnover ratio (3.07) and fifth in assists per game (4.4)... combined for 31 points, nine assists and six 3-pointers in two Big Ten Tournament games (Wisconsin, Illinois)... his 13 3-point attempts versus Illinois (March 13) are the most in program history in a Big Ten Tournament game... drained 3+ 3-pointers 14 times and five or more five times... first Big Ten player since the 2002-03 season with at least 19 points, 14 assists, and seven rebounds in win against #16 Minnesota; 14 assists were the most by a Hawkeye since B.J. Armstrong in 1989... averaged 18.5 points, 8.0 assists, 5.5 rebounds, and 0.5 turnovers, while shooting 62.5 percent (10-of-16) in double-digit wins over Maryland and #16 Minnesota... letterwinner.

**2019-20** -- Played in 10 games, starting six contests prior to season-ending hip surgery on Dec. 19... averaged 8.8 points, 3.3 assists, and 1.6 rebounds... reached double figures in scoring four times... made all 18 free throw attempts, and has made 24 straight free throws dating back to 2019... dished out 10 assists (zero turnovers) in win over Minnesota... recorded his seventh career game with 10 or more assists in win over Minnesota... drained five of his last eight 3-point attempts in win at Syracuse after starting 0-for-6 to set a season high in threes... netted a season and team-best 20 points (4-9 3FG, 8-8 FT) in his first start of the year in win over #12 Texas Tech... letterwinner.

**2018-19 Honors** -- Third-team All-Big Ten selection by the coaches and honorable mention by the media... earned the team's Top Playmaker Award. **2018-19** -- Started all 35 contests... netted 85 points over the final two minutes of regulation and two minutes of overtime to rank among the nation's best... led the team in assists (3.4) ranked third on the team in scoring (11.6)... netted double figures 20 times... made three of more 3-pointers a team-best 15 times... led team in assists a team-best 16 times... ranked second the Big Ten and 23rd nationally in free throw accuracy (.872, 102-of-117)... made a season-best 24 straight free throw attempts (Feb. 19-March 15)... ranked fourth in the Big Ten with a team-leading 79 3-pointers made, and seventh in assist-to-turnover-ratio (2.0) and assists (3.4)... scored Iowa's last 11 points in the final 90 seconds in road win over Indiana to tie a season-high 25 points... reached double-figures in both NCAA Tournament games, including a team-high 18 points against #6 Tennessee... completed

**CAREER STATISTICS**

YEAR	GP/GS	FG-FGA	PCT	3-PT	PCT	FT-FTA	PCT	O-D=RB	AVG	PF-DI	AST	TO	BLK	STL	PTS	AVG
Fresh.	34/28	118-304	.388	89-214	.416	47-55	.855	9-67=76	2.2	55-0	175	76	2	29	372	10.9
Soph.	33/33	137-324	.423	96-223	.430	75-83	.904	4-70=74	2.2	59-0	178	68	0	22	445	13.5
Junior	35/35	112-294	.381	79-206	.383	102-117	.880	11-73=84	2.4	61-0	118	58	0	23	405	11.6
Senior	10/6	25-84	.298	20-61	.328	18-18	1.000	1-15=16	1.6	17-0	33	11	0	8	88	8.8
RS-Senior	31/31	100-257	.389	80-205	.390	48-54	.889	4-92=96	3.1	35-0	135	44	0	16	328	10.6
<b>TOTALS</b>	<b>143/133</b>	<b>492-1,263</b>	<b>.390</b>	<b>364-909</b>	<b>.400</b>	<b>290-327</b>	<b>.887</b>	<b>29-317=346</b>	<b>2.4</b>	<b>227-0</b>	<b>639</b>	<b>257</b>	<b>2</b>	<b>98</b>	<b>1,638</b>	<b>11.5</b>



Iowa's comeback home win over Northwestern by nailing a game-winning 3-pointer with 0.6 left on the clock after scoring all of his 15 points in the final 5:28... netted 17 points, all in the second half with three triples in overtime, to lead Iowa's overtime comeback home victory over Indiana... letterwinner.

**2017-18 Honors** -- Honorable mention All-Big Ten selection by the media... earned the team's Chris Street and Top Playmaker awards. **2017-18** -- Started all 33 contests... made 34 straight free throw attempts (Jan. 4-Feb. 25) to share Iowa's consecutive record with Chris Street (1993)... became sixth Hawkeye in program history to total more than 400 points and 150 assists in a season... ranked first on the team in assists (178) and 3-point shooting (96-of-223, .430), and second in scoring (13.5) and steals (22)... scored in double figures 22 times, including netting 20 points or more a team-best eight times... made all 10 FT attempts and drained five triples, scoring a game-high 29 points, in an overtime win at Illinois... one of six players nationally, and only player from a major conference, to make five or more 3-pointers in five straight true road games (Iowa State, Maryland, Illinois, Rutgers, Nebraska) over the last 20 years... credited with seven or more assists 10 times, including a season-best 11 versus Wisconsin... scored a career-best 30 points, bolstered by 6-of-8 shooting from 3-point range, in win over UAB... letterwinner.

**2016-17 Honors** -- All-Big Ten Freshman Team honoree... earned the team's Top Playmaker and co-Newcomer of the Year awards... Big Ten Freshman of the Week (Feb. 6 and March 5). **2016-17** -- Competed in all 34 games, starting the last 28 at point guard... one of only two freshmen nationally the last 25 years to register 175+ assists and 85+ 3-pointers... notched double-doubles in last three games of the season (Indiana; South Dakota; TCU)... first Hawkeye in history to post three consecutive double-doubles in points and assists... posted career bests in points (25) and assists (13) in NIT Second Round versus TCU... the 13 assists against the Horned Frogs tied for the fourth most in a single game in Iowa history... Iowa's freshman single-season 3-pt field goals record holder (89), shattering Matt Gatens' 52 set in 2009... his 175 assists are most by a Hawkeye freshman in a single-season, besting Jeff Horner's 140 in 2003... ranked first on the team in assists (175) and 3-pointers (89), and third in scoring (10.9) and steals (29)... made eight 3-pointers on 8-of-10 shooting from 3-point range in win at #24 Maryland (Feb. 25); the eight triples are the most by a freshman in a single game in Iowa history and one shy of the school record... tied Iowa Big Ten Tournament records in assists (10) and 3-pointers made (6) versus Indiana... his 372 points and 41.6 percentage from 3-point range rank sixth and second best, respectively, in Iowa freshman single-season annals... shot 29-of-52 (.558) from 3-point territory over a span of the last six games... scored a then-personal best in scoring (23), 3-pointers (7), and assists (7) in first career start at Notre Dame... went 7-of-15 from long distance at Notre Dame; the 15 attempts ties for second most in a game in Iowa history... led team in assists a team-best 23 times... netted double digits 17 times, including reaching 20 points five times... shot 85.5 percent (47-of-55) from the free throw line... letterwinner.

**High School** -- 2016 Iowa Mr. Basketball and Iowa Gatorade Player of the Year playing for Linn-Mar High School... garnered first-team all-state and first-team all-league after averaging 25.8 points and 5.2 rebounds as a senior... shot at a 92 percent clip from the free throw line and 43 percent from 3-point range as a senior... led all of Iowa Class 4A with 593 points his senior season... holds Linn-Mar school record for career 3-pointers made, and career and single-season free throw percentage... led Linn-Mar to the Iowa Class 4A sub-state final... third all-time leading scorer at Linn-Mar and Metro... led team in team in scoring (17.7), assists (4.5), rebounds (4.5), and tied for steals while being named first team All-Metro and All-Conference, second team All-State, Metro Player of the Year as a junior... four-year starter on the basketball team and competed four years on varsity golf team... four-time basketball team captain... averaged 16 points and six rebounds on the 2015 AAU National, State, and Elite 28 Premier League Champion Martin Brother's squad... Academic All-Conference as a senior on the golf team.

**Personal** -- Born 6/19/97... parents are Gordy and Brenda Bohannon... has three older brothers, Jason, Zach, and Matt... Jason played basketball at Wisconsin; Zach played basketball at Air Force and Wisconsin; Matt played basketball at UNI... father was a quarterback at Iowa under coach Hayden Fry... high school coach was Chris Robertson... AAU coach was Hank Huddleson.

---

#### BOHANNON'S FAVORITES

**Movie:** *American Sniper*

**TV Show:** *Prison Break*

**Pro Team(s):** Golden State Warriors

**Snack:** Goldfish

**Restaurant:** Granite City

**Website:** ESPN.com

**Hobbies:** Golf and playing video games

**Celebrity:** Will Ferrell

**Technological Gadget:** PS4

---

#### CAREER BESTS

**Points:** 30 vs. UAB, 11/22/17

**Rebounds:** 7, 2x, last at Indiana, 2/7/21

**FGM:** 9 vs. UAB, 11/22/17

**FGA:** 18 at Notre Dame, 11/29/16

**3-pt FG:** 8, 2x, last vs. Nebraska, 3/4/21

**3-pt FGA:** 15 at Notre Dame, 11/29/16

**FTM:** 10, 2x, last vs. Nebraska, 1/6/19

**FTA:** 10, 4x, last vs. Nebraska, 1/6/19

**Assists:** 14 vs. Minnesota, 1/10/21

**Steals:** 6 vs. Pittsburgh, 11/27/18

**Blocks:** 1, 2x, last at Minnesota, 2/8/17

**Minutes:** 45 at Minnesota, 2/8/17

**\*\*\*13 -- Austin Ash****Guard****6-3, 180, Redshirt Senior****Cedar Rapids, Iowa****Mount Vernon HS**

**Hawk Item** -- Earned a scholarship the summer of 2021 after being a walk-on the previous four years... averaged 2.8 points and 1.8 rebounds in 12 total minutes of action on Iowa's four-game tour in Europe in August, 2018.

**2020-21** -- Saw limited action in nine games... scored at least two points in five contests... made a season-high six field goals... posted season highs in points (6) and 3-pointers made (2) in win over Northern Illinois... registered two points and a season-best two rebounds in triumph over Nebraska... letterwinner.

**2019-20** -- Saw limited action in nine contests... set season highs in minutes (9), points (8), 3-pt FGM (2), and 3-pt FGA (5) in home win over Nebraska... posted career highs in steals (2) and rebounds (2) to go along with one point and an assist at Indiana... made 3-of-4 free throw attempts... season canceled by Big Ten Conference and NCAA on March 12 due to concerns of coronavirus (COVID-19)... letterwinner.

**2018-19 Honors** -- Academic All-Big Ten honoree. 2018-19 -- Saw limited action in nine games... netted first career points in win over Alabama State... scored a personal-best nine points to go along with two assists and a steal in 19 minutes of action in victory over Savannah State... competed in both Big Ten Tournament games against Illinois and Michigan... letterwinner.

**2017-18** -- Spring Dean's List honoree... redshirted.

**High School** -- First team all-conference, all-district and second team all-state his senior year on the Mount Vernon men's basketball team... averaged 23 points, 6.4 rebounds, 3.5 assists, 2.5 steals, and one block as team captain his senior season... holds the school record for most 3-pointers made in a career (140)... second team all-conference, averaging 16 points, three assists, 2.6 rebounds, and 1.5 steals, while helping lead his team to the conference championship as a junior... honorable mention all-conference, averaging nine points, 1.7 rebounds, 1.5 assists, and one steal his sophomore campaign... member of the Iowa Barnstormers AAU squad... 2015 Hardwood Classic 3-Point Champion... Iowa Honor Roll student... competed one season on the men's golf team.

**Personal** -- Born 6/9/98... graduate nondepartmental... parents are Carey and Jean Ash... has an older sister, Emily... high school coach was Ed Timm.

**ASH'S FAVORITES****Class:** Math**TV Show:** *How I Met Your Mother***Dessert:** Brownies**Pro Team(s):** L.A. Lakers and Green Bay Packers**Hobbies:** Bowling, golf, and playing cards**Video Game:** NBA 2K**Band/Musician(s):** Black Eyed Peas**Holiday:** Christmas**Book:** Hatchet**Celebrities:** Will Ferrell and Jennifer Aniston**CAREER BESTS****Points:** 9 vs. Savannah State, 12/22/18**Rebounds:** 2, 3x, last vs. Nebraska, 3/4/21**FGM:** 3 vs. Savannah State, 12/22/18**FGA:** 9 vs. Savannah State, 12/22/18**3-pt FG:** 3 vs. Savannah State, 12/22/18**3-pt FGA:** 8 vs. Savannah State, 12/22/18**FTM:** 2 vs. Nebraska, 2/8/20**FTA:** 2, 2x, last at Indiana, 2/13/20**Assists:** 2 vs. Savannah State, 12/22/18**Steals:** 2 at Indiana, 2/13/20**Blocks:** - - -**Minutes:** 19 vs. Savannah State, 12/22/18

CAREER STATISTICS																
YEAR	GP/GS	FG-FGA	PCT	3-PT	PCT	FT-FTA	PCT	O-D=RB	AVG	PF-DI	AST	TO	BLK	STL	PTS	AVG
Fresh.	9/0	5-18	.278	5-16	.313	0-1	.000	0-5=5	0.6	1-0	4	0	0	3	15	1.7
Soph.	9/0	3-12	.250	3-11	.273	3-4	.750	0-5=5	0.6	3-0	2	2	0	3	12	1.3
Junior	9/0	6-15	.400	3-89	.333	0-0	.000	0-4=4	0.4	1-0	2	0	0	1	15	1.7
<b>TOTALS</b>	<b>26/0</b>	<b>14-45</b>	<b>.311</b>	<b>11-36</b>	<b>.306</b>	<b>3-5</b>	<b>.600</b>	<b>0-14=14</b>	<b>0.5</b>	<b>5-0</b>	<b>8</b>	<b>2</b>	<b>0</b>	<b>7</b>	<b>42</b>	<b>1.6</b>

**\*\*\*30 - - Connor McCaffery**  
Guard/Forward  
6-5, 220, Redshirt Senior  
Iowa City, Iowa  
West HS



**Hawk Item** -- Two-sport athlete (baseball and basketball)... led team in assists 42 times and steals 20 times... one of 10 representatives from the University of Iowa on the Big Ten Anti-Hate And Anti-Racism Coalition... three-time Academic All-Big Ten honoree... two-time NABC Honors Court... two-time Academic All-District First Team... two-time Big Ten Distinguished Scholar and NABC Honors Court honoree.

**2020-21 Honors** -- Academic All-Big Ten honoree... Academic All-District First Team... Big Ten Distinguished Scholar... Fall and Spring Semester Dean's List honoree... NABC Honors Court. **2020-21** -- Started all 31 games... ranked fourth in the nation in assist-to-turnover ratio (3.73) and 10th in the league in assists per game (3.6)... averaged 3.3 points, 3.1 rebounds, and 3.6 assists per game... led team in assists 12 times and steals six times... his 112 assists are 11th most by a junior in program history... tied a career best with three steals in win over Wisconsin in the Big Ten Tournament... dished out a game-best eight assists and attempted a season-high seven 3-point field goals in win over Nebraska... led the team in rebounding for the first time this year, grabbing eight boards in only 17 minutes, at #3 Michigan... posted a season-high 16 points and made a career-high four 3-pointers in 30-point win at Michigan State... totaled 11 points, five assists, and three rebounds at #19 Illinois... career-high 10 assists (zero turnovers) in win at Maryland -- one of three Hawkeyes (Bohannon 10 vs. Minnesota on Dec. 9, 2019 & Mike Gesell 12 vs. Minnesota on Feb. 14, 2016) since 2010-11 season to record at least 10 assists and no turnovers... letterwinner.

**2019-20 Honors** -- Iowa's Male Big Ten Sportsmanship Award honoree... Big Ten Distinguished Scholar... Academic All-Big Ten honoree... CoSIDA Academic All-District First-Team recognition... NABC Honors Court... Fall and Spring Semester Dean's List honoree. **2019-20** -- Started all 31 games... play four different positions (1-4)... led the NCAA in assist-to-turnover ratio (4.6; 124 assists, 27 turnovers)... posted 193 points, 124 rebounds, a single-season high 124 assists, 35 steals, and 27 turnovers; he is the only Division I player dating back to 1993, with 175+ points, 120+ assists, 120+ rebounds, 25+ steals, and 27 or fewer turnovers in a single-season... only player in the country with more than 120 assists and less than 30 turnovers... only player nationally to average at least six points, four rebounds, four assists, and less than one turnover per game... tallied 33 assists and only four turnovers over the last six games of the year, spanning 197 minutes... led team and tied for seventh in the conference in assists (4.0) and tied for 10th in steals per game (1.1)... reached double figures in scoring six times and led team in assists a team-best 15 times... recorded three seven-assists/zero-turnover performances in last 10 games, boasting a 6.85 assist-to-turnover ratio (48 assists, seven turnovers) in that span (322 minutes)... equaled a career high with eight assists to go along with 10 points and five rebounds at #23 Illinois... recorded seven assists on the road at #24 Michigan State, while adding career-high three steals and 11 points... posted 12 games with zero turnovers and 11 games of five or more rebounds... registered Iowa's two highest plus/minus' of the season: +40 vs. Kennesaw State, +32 vs. Minnesota... grabbed career-high 13 rebounds in win over #19 Michigan -- the second highest total by a Hawkeye this season... netted a season-high 15 points against San Diego State... tied career-high three 3-pointers made in home win over #19 Illinois... season canceled by Big Ten Conference and NCAA on March 12 due to concerns of coronavirus (COVID-19)... letterwinner.

**2018-19 Honors** -- Academic All-Big Ten honoree... shared the team's Academic Excellence Award with Michael Baer. **2018-19** -- Competed in 34 games... averaged 4.4 points, 1.4 rebounds, and 3.0 assists... finished second on the team in assists (3.1), which tied for 12th most in the Big Ten... led team in assists 15 times and steals five times... netted double figures three times... ranked fifth in the Big Ten and 50th nationally in assist-to-turnover ratio (2.37)... credited with the assist on Iowa's three clutchest moments

of the season (vs. Northwestern, at Rutgers, vs. Indiana)... tallied a season-best 19 points, bolstered by 9-of-11 at the free throw line, in 2K Empire Classic title game versus Connecticut... made 8-of-8 free throws down the stretch in win over instate rival Iowa State... credited with a career-high eight assists twice, both against Illinois... registered a career-high three steals in road win over Indiana... recorded a team-high five assists in comeback home win over Northwestern, including the game-winning inbounds pass to Jordan Bohannon in the final second... letterwinner.

**2017-18 Honors** -- Fall Dean's List honoree... co-winner of the team's Academic Excellence Award. **2017-18** -- Played limited minutes in only four games with Iowa winning all four contests... missed first two games of the season due to sprained ankle... missed following eight contests due to mononucleosis... missed final 19 games after undergoing tonsillectomy on Dec. 26... played in first collegiate game on Dec. 10 in win over Southern University, collecting five points, four assists, three rebounds, and one steal... letterwinner.

**High School** -- Competed in seven Iowa state tournaments during his prep career at Iowa City West High School in basketball (4) and baseball (3)... four-year starter leading West HS to the state tournament all four years... led West HS as team captain to a 23-3 season and a Class 4A Basketball state title as a senior... led team in scoring (19.6 ppg) and rebounds (4.8 rpg), while also averaging 3.7 assists, and 1.8 steals per game his senior campaign... shot the basketball at a 52 percent clip from the field and 84 percent from the foul line as a senior... **2017 Des Moines Register** Boys Basketball Player of the Year, Gazette-area Player of the Year, All Iowa Player of the Year, Conference Player of the Year, and State Tournament Most Valuable Player... ranked No. 90 by ESPN.com and No. 116 by Rivals.com... paced West with 19 points and eight rebounds in 2017 state title game win over West Des Moines Valley and was named captain of the 4A all-tournament team... named to the Des Moines Register's All-Iowa Elite Team... averaged 15.5 points, 4.9 assists, and 3.5 rebounds leading his team to a Class 4A Basketball runner-up finish as a junior... hit .407 for West's state runner-up baseball team his junior year... led team with eight home runs and four triples to go along with 33 RBI and 10 doubles in 2016... member of the National Honor Society... academic all-state.

**Personal** -- Born 7/13/98... finance major... parents are Fran and Margaret McCaffery... has three younger siblings, Patrick, Marit, and Jonathan... father is Iowa's head men's basketball coach and played basketball at Wake Forest and Penn... mother was an All-American basketball player at Notre Dame... high school coach was Steve Bergman.

**MCCAFFERY'S FAVORITES**

- Movie(s):** *Goodwill Hunting, Rocky*
- TV Show(s):** *West Wing, Entourage*
- Snack:** Popcorn
- Hobbies:** Playing video games, watching Netflix
- Website:** Nike.com
- Restaurant:** Rosebud
- Band/Musician(s):** Drake
- Pro Team:** Philadelphia Phillies
- Technological Gadget:** iPhone
- Celebrity:** Matt Damon

**CAREER BESTS**

- Points:** 19 vs. Connecticut, 11/16/18
- Rebounds:** 13 vs. Michigan, 1/17/20
- FGM:** 6 at Michigan State, 2/13/21
- FGA:** 9 at Illinois, 1/29/21
- 3-pt FG:** 4 at Michigan State, 2/13/21
- 3-pt FGA:** 8 vs. Purdue, 3/3/20
- FTM:** 9 vs. Connecticut, 11/16/18
- FTA:** 11 vs. Connecticut, 11/16/18
- Assists:** 10 at Maryland, 1/7/21
- Steals:** 3, 7x, last vs. Wisconsin, 3/12/21
- Blocks:** 1, 8x, last vs. Illinois, 3/13/21
- Minutes:** 39 at Minnesota, 2/16/20

CAREER STATISTICS																
YEAR	GP/GS	FG-FGA	PCT	3-PT	PCT	FT-FTA	PCT	O-D=RB	AVG	PF-DI	AST	TO	BLK	STL	PTS	AVG
Fresh.	4/0	2-3	.667	1-2	.500	3-4	.750	0-4=4	1.0	2-0	7	4	0	2	8	2.0
RS-Fresh.	34/0	35-97	.361	6-29	.207	73-97	.753	12-37=49	1.4	61-0	102	43	3	23	149	4.4
Soph.	31/31	55-160	.344	33-97	.340	50-64	.781	21-103=124	4.0	80-2	124	27	3	35	193	6.2
RS-Junior	31/31	33-102	.324	18-65	.277	17-29	.586	14-83=97	3.1	81-1	112	30	2	19	101	3.3
<b>TOTALS</b>	<b>100/62</b>	<b>125-362</b>	<b>.345</b>	<b>58-193</b>	<b>.301</b>	<b>143-194</b>	<b>.737</b>	<b>47-227=274</b>	<b>2.7</b>	<b>224-3</b>	<b>345</b>	<b>104</b>	<b>8</b>	<b>79</b>	<b>451</b>	<b>4.5</b>

**0 - Filip Rebrača****Forward****6-9, 230, Senior****Sombor, Serbia****Williston Northampton/  
University of North Dakota**

**Hawk Items** -- Posted 20 double-doubles at the University of North Dakota, ranking eighth in school history with 76 blocked shots... scored in double figures in 33 of the last 34 games, dating back to February, 2020.

**2020-21 Honors** -- Second-Team All-Summit League honoree... Academic All-District First Team. **2020-21** -- Started all 26 contests... led the team in scoring (16.8), rebounding (7.8), and field goal percentage (.506, 174-344)... posted season bests in 3-pointers made (15) and 3-point percentage (36.6 percent)... led the squad in scoring 14 times, rebounding 17 times, and blocks 11 times... became the 39th player in program history to surpass 1,000 points and the 25th player to have 1,000 points and 500 rebounds on Jan. 30, 2021... grabbed a team-best seven rebounds and scored 15 points at Miami... reached 15 points once again at Dixie State... scored a game-high 23 points on 10-of-19 shooting at Minnesota... netted a career-high 26 points on 10-of-15 shooting and grabbed six rebounds against South Dakota... led the team with 18 points vs. South Dakota State... led the team with 21 points and seven rebounds vs. North Dakota State... hit 5-of-6 shots for 12 points at SIU... scored 16 points and grabbed five rebounds vs. Kansas City... tallied 14 points and grabbed eight rebounds against Kansas City... scored a game-high 24 points on 11-of-20 shooting, added nine rebounds and two blocks at Oral Roberts... recorded his first double-double of the season with 14 points and 10 rebounds vs. NDSU... registered his fifth 20+ point outing with 21, seven rebounds, three assists and three steals vs. NDSU... scored 14 points at SDSU... had 15 points and eight rebounds at SDSU... recorded his second double-double of the season and sixth game with at least 20 points with 25 points and 14 rebounds vs. WIU... eclipsed the 1,000-point mark for his career with 24 points and six rebounds vs. WIU (Jan. 30)... had 16 points and six rebounds at Denver... tallied his third double-double of the season with 13 points and 11 rebounds vs. South Dakota... netted 17 points in win over South Dakota... tallied back-to-back double-doubles, including scoring 22 points on Feb. 19, to close regular season at Omaha.

**2019-20 Honors** -- Named to the All-Summit League Honorable Mention Team. **2019-20** -- Started all 32 games... led the team and the league with 13 double-doubles... reached double figures 27 times... second on the team with 14.3 points per game and led the squad with 8.9 rebounds per game... his 13 double-doubles are the most by a UND player in a single season during the program's Division I era and his 15 career double-doubles rank him second for the most since 2008... finished second in the Summit League in shooting percentage and third in rebounds per game... reached 20 points for the first time in his career in the season-opening win vs. Crown College... tallied a double-double against No. 8/7 Gonzaga... scored a career-high 24 points, added 10 rebounds, and rejected eight shots against Milwaukee... the eight blocks are the most in a game since at least 2008, when UND moved to Division I, and was just two shy of the program record set by Dan Clausen, who had 10 against Augustana on Jan. 23, 1982... recorded double-doubles in road games against Nebraska and Oregon State... became the first player in UND's Division I history (2008-present) to tally

a double-double in four straight games in conference wins over Denver and Purdue Fort Wayne... scored back-to-back 20-point outings for the first time his career against South Dakota State and North Dakota State... matched his career-high 24 points on a personal-best 10 made field goals while grabbing 13 rebounds for his third straight 20+ point outing at Omaha... netted 14 points and grabbed 10 rebounds in UND's semifinal win over Purdue Fort Wayne.

**2018-19** -- Reached double figures in seven of his 16 starts... led team in total blocks with 22 and rebounds per game with 5.9... tallied a career-high five assists vs. Oral Roberts... netted double figures with 11 points at Western Illinois... scored eight points and grabbed a game-high 11 rebounds vs. South Dakota... reached double figures with 15 points and six rebounds vs. South Dakota State... posted a trio of blocks and reached double figures with 10 points vs. Western Illinois... collected second double-double of the season with 15 points and a career-high 13 rebounds vs. Mayville State... tallied a career-high 19 points and added eight rebounds vs. Idaho... tallied the first double-double of his career against Concordia with 12 points and 12 rebounds... made his first-career start vs. Minnesota Morris, scoring 10 points and snagging a team-high eight boards... erupted for 13 points on 5-of-8 from the field at No. 10 Kentucky along with six rebounds, three steals, and a block.

**Before UND** -- Spent this past season at Williston Northampton School in Easthampton, Massachusetts, where he was named the Dale Lash Team MVP (Easthampton) and earned Class A All-NEPSAC accolades.

**Personal** -- Born 9/3/97 in Treviso, Italy... graduated with degree in Economics... post-graduate study is finance... parents are Daniela and Željko Rebrača... has three younger siblings, Katja, Alisa, Vojin... high school coach was Ben Farmer... father, Željko, played professional basketball for 16 years.

**REBRACA'S FAVORITES****Snack:** PB&J**Hobbies:** Video games, chess, board games**Book:** Animal Farm**Website:** YouTube**Restaurant:** Estela's**Band/Musician:** NBA YoungBoy**Phone App:** Twitter**Pro Teams:** Denver Nuggets, Milwaukee Bucks, Partizan Belgrade**Celebrity:** Tom Hardy**CAREER BESTS****Points:** 26 vs. South Dakota, 12/10/20**Rebounds:** 16 at Denver, 1/2/20**FGM:** 11 at Oral Roberts, 1/8/21**FGA:** 21 at Omaha, 2/26/20**3-pt FG:** 2, 8x, last vs. Omaha, 2/20/21**3-pt FGA:** 5 at South Dakota State, 2/9/19**FTM:** 11 vs. Western Illinois, 1/29/21**FTA:** 12 vs. Western Illinois, 1/29/21**Assists:** 5, 2x, last at Florida Gulf Coast, 11/29/19**Steals:** 4 at Oral Roberts, 1/9/21**Blocks:** 8 at Milwaukee, 11/19/19**Minutes:** 41 vs. North Dakota State, 1/16/21**CAREER STATISTICS (@NORTH DAKOTA)**

YEAR	GP/GS	FG-FGA	PCT	3-PT	PCT	FT-FTA	PCT	O-D=RB	AVG	PF-DI	AST	TO	BLK	STL	PTS	AVG
Fresh.	29/16	96-180	.533	10-28	.357	31-52	.596	49-123=172	5.9	75-1	18	43	26	15	233	8.0
Soph.	32/32	190-328	.579	1-9	.111	78-117	.667	81-204=285	8.9	79-0	51	75	33	18	459	14.3
Junior	26/26	174-344	.506	15-41	.366	74-122	.607	48-149=197	7.6	69-3	31	61	17	16	437	16.8
<b>TOTALS</b>	<b>87/74</b>	<b>460-852</b>	<b>.540</b>	<b>26-78</b>	<b>.333</b>	<b>183-291</b>	<b>.629</b>	<b>178-476=654</b>	<b>7.5</b>	<b>223-4</b>	<b>100</b>	<b>179</b>	<b>76</b>	<b>49</b>	<b>1,129</b>	<b>13.0</b>

**\*\*2 -- Joe Toussaint**

**Guard**  
**6-0, 190, Junior**  
**Bronx, New York**  
**Cardinal Hayes HS**



**Hawk Items** -- Enters his junior season having scored in double figures nine times.

**2020-21** -- Competed in all 31 contests... ranked third on the team in steals (24)... scored in double figures twice... led team in steals six times and assists three times... credited with multiple assists in seven straight games to conclude the season, including four against Oregon in the NCAA Tournament Second Round... totaled a game-best three steals to go along with four points, four rebounds, and four assists in win over Nebraska... tied a season best with a game-high seven assists in road win at #4 Ohio State... provided a spark off the bench in home win over Michigan State, totaling 10 points and a game-best six assists... totaled seven points, one steal, and an assist in the final 1:46 against Indiana... snagged a season-high five rebounds, while also totaling five points, three assists, and a steal in win at Northwestern... recorded game and career-high six steals at Maryland... did not play second half of Northwestern game on Dec. 29 (sprained ankle) and only one minute of the second half of the Rutgers game (poked in the eye) on Jan. 2... scored 12 of his season-high 14 points in the first half against #1 Gonzaga... dished out a season-best seven assists against Iowa State with zero turnovers... letterwinner.

**2019-20** -- Competed in all 31 contests, starting the last 20... averaged 6.5 points, 2.9 assists, 2.0 rebounds, and a team-best 1.2 steals... made 83 percent (54-of-65) from the free throw line... scored in double figures seven times, led team in assists nine times and steals eight times... started first career game in win over Cincinnati... made 17 straight free throws (Jan. 27-March 8)... netted 14 points at #23 Illinois... scored 13 points, bolstered by sinking all nine free throw attempts, against San Diego State... dished out a personal-best eight assists in home win over #16 Penn State... tied for seventh in the Big Ten in steals per game (1.2)... his 2.9 assists per game tied for the 16th most in the conference and the second most by Big Ten freshmen... named Big Ten Freshman of the Week (Jan. 6) after recording personal-best 18 points against #21 Penn State behind a 16-point outburst in the second half... posted personal bests in assists (7) and steals (5) in second career start against Kennesaw State; marking the 11th time a player in the Coach McCaffery era recorded at least five steals... snagged a personal-best eight rebounds in win over Cal Poly... season canceled by Big Ten Conference and NCAA on March 12 due to concerns of coronavirus (COVID-19)... letterwinner.

**High School** -- Finalist for 2019 Mr. Basketball in the state of New York... Cardinal Hayes HS all-time leading scorer... averaged 22.5 points, 5.3 assists, 4.7 rebounds, and 1.7 steals helping lead Cardinal Hayes High School to a 21-8 record and a berth in the 2018 Catholic High School Athletic Association (CHSAA) semifinals... helped lead Cardinal Hayes HS to its first CHSAA city championship on the "AA" level since 1990 in 2017, earning MVP honors as a sophomore... enters his senior year with 1,059 points, 279 assists, 202 rebounds, 112 steals... No. 5 ranked player in the state of New York, according to 247Sports... played with the PSA Cardinals on the Nike EYBL circuit, averaging 5.7 points and 4.2 assists per game helping lead the team to a berth at the 2018 Nike Peach Jam... averaged 5.4 points, 3.4 assists, and three rebounds in five games at the Nike Peach Jam... selected to participate in the Pangos All-American Camp and the NBPA Top 100 Camp along with Iowa classmate Patrick McCaffery... competed on PSA Cardinals AAU team.

**Personal** -- Born 10/6/00... enterprise leadership major... mother is Satuyee Toussaint... has three siblings, Christopher, Brian, and Ashley... high school coach was Joe Lods... AAU coach was Terrance "Munch" Williams.

**TOUSSAINT'S FAVORITES**

- Movie(s):** *Rush Hour(s), Little Man, Good Burger, Friday(s)*
- TV Show(s):** *Power Book 2: Ghost, Raising Kanan, Love Island*
- Snack:** Oreo, Twinkies
- Hobbies:** Playing 2K on PS5
- Website:** YouTube
- Restaurant:** Shake Shack
- Band/Musician(s):** Lil Durk, Bashk
- Pro Team:** Los Angeles Lakers
- Technological Gadget:** iPhone
- Celebrity:** LeBron James, Kyrie Irving

**CAREER BESTS**

- Points:** 18 vs. Penn State, 1/4/20
- Rebounds:** 8 vs. Cal Poly, 11/24/19
- FGM:** 7 at Nebraska, 1/7/20
- FGA:** 18 at Nebraska, 1/7/20
- 3-pt FG:** 2, 4x, last at Illinois, 3/8/20
- 3-pt FGA:** 5 at Nebraska, 1/7/20
- FTM:** 9 vs. San Diego State, 11/29/19
- FTA:** 9 vs. San Diego State, 11/29/19
- Assists:** 8 vs. Penn State, 2/29/20
- Steals:** 6 at Maryland, 1/7/21
- Blocks:** 1, 2x, last at Purdue, 2/5/20
- Minutes:** 34 at Nebraska, 1/7/20

**CAREER STATISTICS**

YEAR	GP/GS	FG-FGA	PCT	3-PT	PCT	FT-FTA	PCT	O-D=RB	AVG	PF-DI	AST	TO	BLK	STL	PTS	AVG
Fresh.	31/20	68-180	.378	11-37	.297	54-65	.831	20-42=62	2.0	62-1	90	62	2	36	201	6.5
Soph.	31/0	42-99	.424	3-11	.273	28-45	.622	10-27=37	1.2	49-0	75	45	1	24	115	3.7
<b>TOTALS</b>	<b>62/20</b>	<b>110-279</b>	<b>.394</b>	<b>14-48</b>	<b>.292</b>	<b>82-110</b>	<b>.745</b>	<b>30-69=99</b>	<b>1.6</b>	<b>111-1</b>	<b>165</b>	<b>107</b>	<b>3</b>	<b>60</b>	<b>316</b>	<b>5.1</b>



**\*\*22 - - Patrick McCaffery**

Forward

6-9, 200, Redshirt Sophomore

Iowa City, Iowa

West HS



**Hawk Item** -- Granted retired uniform #22 by lettermen and All-American Bill Seaberg (1954-56) in honor of Austin "Flash" Schroeder, who passed away in 2015.

**2020-21** -- Played in all 31 games... averaged 5.2 points and 2.7 rebounds... scored in double figures six times... led team in steals five times and blocks four times... shot 50 percent or better in five of Iowa's last six contests, including all four postseason games... tallied 10 points and two rebounds against Oregon in the NCAA Tournament Second Round... scored two points or more in 11 of the last 12 games, including seven straight... netted six points and snagged two rebounds in first career NCAA Tournament game of his career versus Grand Canyon... equaled a personal best with two rejections in win over Wisconsin in the Big Ten Tournament... made 18 of 26 field goal attempts (.692) in last six home games (Michigan State, Ohio State, Rutgers, Penn State, Nebraska, Wisconsin)... posted career bests in scoring (19), 3-pointers made (3) and attempted (6), rebounds (6), field goals made (8) and attempted (13) in victory over Nebraska... registered 10 points in double-digit victory at Maryland... letterwinner.

**2019-20** -- Saw limited action in two games... missed the remainder of the season due to health and wellness related to his thyroid... letterwinner.

**High School** -- Iowa City West High School's all-time leading scorer... finalist for 2019 Des Moines Register's All-Iowa Boys' Basketball Player of the Year... finalist for the 2019 Cedar Rapids Gazette Male Athlete of the Year... ranked as the 60th-best recruit in the nation according to ESPN.com... helped lead West HS to the 2017 4A State Championship; state runner-up finishes in 2016 and 2018; state tournament appearance in 2019... won a combined 86 games during his four-year career, winning 21 or more games all four seasons... two-time team captain (2018, 2019)... first team all-state, all-conference, and all-sub state as a junior and senior... second team all-state, first team all-conference, and first team all-sub state as a sophomore... averaged 25.1 points per game (58.2 field goal percentage) and 7.6 rebounds as a senior, 19.9 points and six rebounds per game as a ju-

nior, and 13.8 points and five rebounds as a sophomore... shot better the basketball better than 50 percent during his prep career... three-year starter and four-year letterwinner... member of the USA Basketball 3-on-3 Youth Olympics team that competed in Brazil in October, 2018... invited for USA Basketball U18 Trials... selected to compete for the US All-Stars at the Capital Hoops Classic in Washington, D.C., registering 10 points, five rebounds, and two assists in a starting role... competed on D1 Minnesota's AAU team the summer of 2019.

**Personal** -- Born 3/20/00... sport and recreation management major... parents are Fran and Margaret McCaffery... has three siblings, Connor, Marit, and Jonathan... father is Iowa's head men's basketball coach and played basketball at Wake Forest and Penn... mother was an All-American basketball player at Notre Dame... older brother Connor is a redshirt sophomore teammate... high school coach was Steve Bergman.

**MCCAFFERY'S FAVORITES**

**Movie(s):** Rocky Series, Creed, Fast & Furious franchise

**TV Show(s):** Entourage, The Office, 24

**Snack:** Fruit snacks, Cheese-It

**Hobbies:** Watching TV, playing 2K

**Website:** YouTube

**Restaurant:** Pancheros

**Band/Musician(s):** Drake

**Pro Team:** Any team with LeBron James

**Technological Gadget:** iPhone

**Celebrity:** Drake, LeBron James, Anna Kendrick

**CAREER BESTS**

- Points:** 19 vs. Nebraska, 3/4/21
- Rebounds:** 6, 2x, last vs. Nebraska, 3/4/21
- FGM:** 8 vs. Nebraska, 3/4/21
- FGA:** 13 vs. Nebraska, 3/4/21
- 3-pt FG:** 3 vs. Nebraska, 3/4/21
- 3-pt FGA:** 6 vs. Nebraska, 3/4/21
- FTM:** 5 vs. N.C. Central, 11/25/20
- FTA:** 8 vs. N.C. Central, 11/25/20
- Assists:** 3, 2x, last vs. Rutgers, 2/10/21
- Steals:** 2, 2x, last vs. Rutgers, 2/10/21
- Blocks:** 2, 2x, last vs. Wisconsin, 3/12/21
- Minutes:** 21, 2x, last vs. Northern Illinois, 12/13/20

CAREER STATISTICS																
YEAR	GP/GS	FG-FGA	PCT	3-PT	PCT	FT-FTA	PCT	O-D=RB	AVG	PF-DI	AST	TO	BLK	STL	PTS	AVG
Fresh.	2/0	3-10	.300	0-4	.000	0-0	.000	2-3=5	2.5	2-0	1	0	0	1	6	3.0
RS-Fresh.	31/0	60-137	.438	13-43	.302	29-41	.707	26-57=83	2.7	20-0	28	13	12	11	162	5.2
<b>TOTALS</b>	<b>33/0</b>	<b>63-147</b>	<b>.429</b>	<b>13-47</b>	<b>.277</b>	<b>29-41</b>	<b>.707</b>	<b>28-60=88</b>	<b>2.7</b>	<b>22-0</b>	<b>29</b>	<b>13</b>	<b>12</b>	<b>12</b>	<b>168</b>	<b>5.1</b>



**\*15 - - Keegan Murray**

**Forward**  
**6-8, 225, Sophomore**  
**Cedar Rapids, Iowa**  
**Prairie HS/DME Sports Academy (FL)**



**Hawk Items** -- Son of former Hawkeye Kenyon Murray (1993-96), who ranks third in Iowa career steals with 200... identical twin brother, Kris, is also a freshman on the 2020-21 roster.

**2020-21 Honors** -- All-Big Ten Freshman Team honoree. **2020-21** -- Played in all 31 games, including four starts... one of only five players nationally -- and only bench player -- to amass 200+ points, 35+ blocks, 25+ steals, and 15+ 3-pointers... scored in double figures seven times... his 39 blocks tie for fourth most by a freshman in program history... led team in blocks 12 times and steals five times... team's leading scorer (7.8) and rebounder (5.5) off the bench in conference play... totaled 13 points, seven rebounds, four blocks, three assists, and a steal in win over Grand Canyon, becoming the first Hawkeye ever to stuff the stat sheet with those numbers in an NCAA Tournament contest... second on the team in total steals (26) and ranked 11th in the Big Ten in blocked shots per game (1.26)... rejected a personal-best three shots in five games, including win over Wisconsin in the Big Ten Tournament... amassed 13 points (5-6 FG's, 3-4 FT's), six rebounds, and three blocks in home win over #25 Wisconsin... two key offensive rebounds in final 2:16 in home victory over Badgers, including an and-1 three-point play (2:16) and two free throws with 21 seconds remaining... shot 50 percent or better from the field four of the last five regular season contests, including at #4 Ohio State (4-of-8, .500)... controlled a game and personal-best 12 rebounds off the bench in road win at #21 Wisconsin... started his first collegiate game at Illinois (Jan. 29) replacing the injured CJ Fredrick; netted eight points and grabbed a team-best eight rebounds... posted game-high +30 plus/minus in win at Maryland; third highest of any Hawkeye in 2020-21 (Patrick McCaffery +39 and Fredrick +33 vs. Northern Illinois)... posted personal bests in points (14) and rebounds (9) in win at #14 Rutgers; sank two free clutch free throws with 16 seconds left to give Iowa a 76-75 lead... letterwinner.

**High School** -- After graduating from Prairie High School in 2019, spent a post-graduate year at DME Sports Academy in Daytona Beach, Florida... National Prep School Invitational Most Outstanding Player... averaged 20.5 points, 7.3 rebounds, 3.1 assists, 1.8 blocks, and 1.3 steals per game as a senior... postseason honors following his senior year at Prairie HS: Metro Player of the Year; first-team all-state by Prep Hoops IA and IBCA; unanimous first-team all-conference and first-team all-metro; Eastern Iowa All-Area Team; All-Sub State District 5... established a new Prairie High School record in career free throw percentage (.876)... two-time team captain (2018, 2019)... High Honor Roll student all four years of high school... three-year letterwinner in golf.

**Personal** -- Born 8/19/00... sport and recreation management major... parents are Kenyon and Michelle Murray... has three siblings, Kris (identical twin), McKenna, and Demetrius Harper... high school coach was Jeremy Rickertson... DME Academy Coach was Wesam Al-Sous... AAU coach was Tanner Carlson.

**MURRAY'S FAVORITES**

- Movie:** *Semi-Pro*
- TV Show:** *The Office*
- Snack:** Blueberries/Raspberries
- Hobbies:** Golf and fishing
- Restaurant:** Houligan's
- App:** YouTube
- Band/Musician:** Polo G
- Pro Team:** Miami Dolphins
- Technological Gadget:** Ps4
- Celebrity:** LeBron James

**CAREER BESTS**

- Points:** 14 at Rutgers, 1/2/21
- Rebounds:** 12 at Wisconsin, 2/18/21
- FGM:** 6, 2x, last vs. Grand Canyon, 3/20/21
- FGA:** 11 vs. Grand Canyon, 3/20/21
- 3-pt FG:** 2, 3x, last at Michigan State, 2/13/21
- 3-pt FGA:** 6 vs. N.C. Central, 11/25/20
- FTM:** 5, 2x, last at Indiana, 2/3/21
- FTA:** 5, 3x, last at Wisconsin, 2/18/21
- Assists:** 3 vs. Grand Canyon, 3/20/21
- Steals:** 3, 2x, last at Rutgers, 1/2/21
- Blocks:** 4 vs. Grand Canyon, 3/20/21
- Minutes:** 27 vs. Rutgers, 2/10/21

CAREER STATISTICS																
YEAR	GP/GS	FG-FGA	PCT	3-PT	PCT	FT-FTA	PCT	O-D=RB	AVG	PF-DI	AST	TO	BLK	STL	PTS	AVG
Fresh.	31/4	84-166	.506	16-54	.296	40-53	.755	50-108=158	5.1	58-1	17	20	39	26	224	7.2



**\*20 -- Kris Murray**

**Forward**

**6-8, 225, Sophomore**

**Cedar Rapids, Iowa**

**Prairie HS/DME Sports Academy (FL)**



**Hawk Items** -- Son of former Hawkeye Kenyon Murray (1993-96), who named Kris as a tribute to former teammate Chris Street, who died in an auto accident midway through his junior season in 1993.

**2020-21** -- Saw limited action in 13 contests... scored a season-best four points in a season-high 10 minutes of action in victory over Nebraska... played in first career Big Ten game at Maryland, scoring two points... recorded two points, two rebounds, and a block in six minutes versus N.C. Central in collegiate debut... letterwinner.

**High School** -- After graduating from Prairie High School in 2019, spent a post-graduate year at DME Sports Academy in Daytona Beach, Florida... averaged 19.5 points, 6.4 rebounds, 2.1 assists, 2.5 blocks, and 1.1 steals per game as a senior... postseason honors following his senior year at Prairie HS: second-team all-state by Prep Hoops IA and IBCA; unanimous first-team all-league; first-team all-metro; Eastern Iowa All-Area Team; All-Sub State District 5... unanimous first-team all-conference and all-metro as a junior... two-time team captain (2018, 2019)... Honor Roll student all four years of high school... three-year letterman in golf.

**Personal** -- Born 8/19/00... journalism and mass communication major... parents are Kenyon and Michelle Murray... has three siblings, Keegan (identical twin), Mckenna, and Demetrius Harper... high school coach was Jeremy Rickertson... DME Academy Coach was Wesam Al-Sous... AAU coach was Tanner Carlson.

**MURRAY'S FAVORITES**

**Movie(s):** *Step Brothers, Happy Gilmore*

**TV Show(s):** *The Office, Criminal Minds*

**Snack:** Trail mix

**Hobbies:** Golfing, puzzles

**Website:** ESPN.com

**Restaurant:** Houligan's, Leonardo's

**Phone App:** TikTok

**Pro Teams:** Boston Celtics, New Orleans Saints, Philadelphia Phillies

**Technological Gadget:** Phone, PS4

**Celebrity:** Kevin Hart

**CAREER BESTS**

**Points:** 4 vs. Nebraska, 3/4/21

**Rebounds:** 2, 3x, last vs. Nebraska, 3/4/21

**FGM:** 1, 3x, last vs. Nebraska, 3/4/21

**FGA:** 4, 2x, last vs. Nebraska, 3/4/21

**3-pt FG:** - - -

**3-pt FGA:** 2 vs. Nebraska, 3/4/21

**FTM:** 2 vs. Nebraska, 3/4/21

**FTA:** 2 vs. Nebraska, 3/4/21

**Assists:** 1 at Michigan State, 2/13/21

**Steals:** 1 vs. Northern Illinois 12/13/20

**Blocks:** 1 vs. N.C. Central, 11/25/20

**Minutes:** 10 vs. Nebraska, 3/4/21

**CAREER STATISTICS**

YEAR	GP/GS	FG-FGA	PCT	3-PT	PCT	FT-FTA	PCT	O-D=RB	AVG	PF-DI	AST	TO	BLK	STL	PTS	AVG
Fresh.	13/0	3-13	.231	0-5	.000	2-2	1.000	3-5=8	0.6	3-0	1	2	1	1	8	0.6

**\*23 - - Josh Ogundele**  
*(pronounced Oh-GOON-duh-lay)*  
Center  
6-10, 265, Sophomore  
London, England  
Worcester Academy (MA)



**Hawk Items** -- Second London native to be recruited by Fran McCaffery (Gabe Olaseni, 2012-15)... moved to U.S. when he was 16 years old.

**2020-21** -- Saw limited action in eight games... grabbed a season-high two rebounds three times... netted a season-best four points on 2-of-2 shooting from the field in victory over Nebraska... equaled a personal best with two rebounds in road win at Michigan State... letterwinner.

**High School** -- Two-year starter for Worcester Academy... averaged 7.3 points, four rebounds in 26 games as a junior... played for Boston Amateur Basketball Club (BABC) in Nike’s Elite Youth Basketball League (EYBL) since 2018... averaged 13.4 points and 13.8 rebounds in EYBL... posted 14 points and nine rebounds versus nationally-ranked Link Year Prep at National Prep Showcase in 2019... tallied a career-high 20 points versus Bradford Christian Academy as a sophomore... volunteered more than 100 hours of community service at Worcester Academy (St. John’s Soup Kitchen; Union Hill School; Hill-O-Ween; Friendly House; Rainbow Child Development Center)... played for the English National Team in 2015... won a silver medal on the 2016 Great Britain National Team.

**Personal** -- Born 12/19/00... pre-business major... mother is Angela Enaohwo and stepfather is Emmanuel Ojingba... has three step sisters, Tegan, and twins Megan, and Payton... high school coaches were Jamie Sullivan, Michael Adu, and Dan Sullivan... AAU coach was Leo Papile.

**OGUNDELE'S FAVORITES**

**Movie(s):** *The Hate You Give, End Game*  
**TV Show(s):** *Stranger Things, Money Heist, You, Umbrella Academy*  
**Snack:** Barbeque Crisps  
**Hobbies:** PS4, watching movies and shows, hanging out with friends  
**Phone App:** Instagram or Snapchat  
**Band/Musician(s):** Roddy Ricch, Pop Smoke, Meek Mill, Unknown T  
**Technological Gadgets:** iPhone, PS4

**CAREER BESTS**

**Points:** 4 vs. Nebraska, 3/4/21  
**Rebounds:** 7 vs. Northern Illinois, 12/13/20  
**FGM:** 2 vs. Nebraska, 3/4/21  
**FGA:** 2, 2x, last vs. Nebraska, 3/4/21  
**3-pt FG:** ---  
**3-pt FGA:** ---  
**FTM:** 1 vs. N.C. Central, 11/25/20  
**FTA:** 2, 2x, last at Michigan State, 2/13/21  
**Assists:** ---  
**Steals:** ---  
**Blocks:** ---  
**Minutes:** 4 vs. Northern Illinois, 12/13/21

CAREER STATISTICS																
YEAR	GP/GS	FG-FGA	PCT	3-PT	PCT	FT-FTA	PCT	O-D=RB	AVG	PF-DI	AST	TO	BLK	STL	PTS	AVG
Fresh.	8/0	3-6	.500	0-0	.000	1-4	.250	6-2=8	1.0	5-0	0	0	0	0	7	0.9



**\*11 -- Tony Perkins**

**Guard**  
**6-4, 205, Sophomore**  
**Indianapolis, Indiana**  
**Lawrence North**



**2020-21** -- Saw action in 24 games... scored a personal-best five points in final game of the season against Oregon in the NCAA Tournament Second Round... tallied four points six times, including versus #3 Illinois at the Big Ten Tournament... credited with a personal-best three assists in victory over Nebraska... netted four points in home win over Michigan State... provided a defensive spark playing seven meaningful minutes at #19 Illinois... tallied four points at Northwestern... recorded four points and personal bests in field goal attempts (6) rebounds (7), and steals (2) in win over Northern Illinois... letterwinner.

**High School** -- One of 13 seniors named to the 2020 Indiana All-Star Team... averaged 18.6 points, 5.6 rebounds, 3.5 assists and 1.8 steals leading Lawrence North to a 25-2 record... shot 58 percent from the field and 35 percent from 3-point range in 2020... averaged 15.9 points, 4.8 rebounds, and three assists per game while shooting 38 percent from 3-point range as a junior... Junior All-Star... earned all-state recognition one year and was a two-time honorable mention all-state honoree... two-time all-conference selection... two-time team Most Valuable Player and Defensive Player of the Year... led Lawrence North High School to 18 wins as a sophomore and 17 victories as a junior... three-time team captain... starter on his high school team all four years... competed on the EG10 AAU team.

**Personal** -- Born 12/4/01... sport and recreation management major... parents are Tony Perkins and Renita Hendersen... has three younger brothers, Davion, Danzon, and Dalen... high school coach was Jack Keefer... AAU coach was Franklin Hendersen.

**PERKINS' FAVORITES**

- Movie(s):** *Friday, Next Friday, All About The Benjamins*
- TV Show(s):** *All-American*
- Snack:** Chips and ice cream
- Hobbies:** Videos games, listening to music
- Restaurant:** Texas Roadhouse, Applebee's, Friday's
- Pro Team(s):** Los Angeles Lakers, New England Patriots, New York Yankees

**CAREER BESTS**

- Points:** 5 vs. Oregon, 3/22/21
- Rebounds:** 7 vs. Northern Illinois, 12/13/20
- FGM:** 2, 6x, last vs. Oregon, 3/22/21
- FGA:** 6 vs. Northern Illinois, 12/13/20
- 3-pt FG:** 1 vs. Oregon, 3/22/21
- 3-pt FGA:** 1, 3x, last vs. Oregon, 3/22/21
- FTM:** 3 at Indiana, 2/7/21
- FTA:** 4 at Indiana, 2/7/21
- Assists:** 3 vs. Nebraska, 3/4/21
- Steals:** 2 vs. Northern Illinois, 12/13/20
- Blocks:** 1 at Michigan, 2/13/21
- Minutes:** 15 at Indiana, 2/13/21

CAREER STATISTICS																
YEAR	GP/GS	FG-FGA	PCT	3-PT	PCT	FT-FTA	PCT	O-D=RB	AVG	PF-DI	AST	TO	BLK	STL	PTS	AVG
Fresh.	24/0	15-33	.455	1-3	.333	7-15	.467	10-21=31	1.3	21-0	16	3	1	5	38	1.6

**\*4 - - Ahron Ulis**

**Guard**

**6-3, 195, Sophomore**

**Chicago Heights, Illinois**

**Marian Catholic**



**2020-21** -- Completed in 17 contests... led the team in assists once and blocks once... missed only two free throw attempts (18-of-20, .900)... dished out a personal-best four assists three times, including the NCAA Tournament Second Round game versus Oregon... matched a personal best with three rebounds in 30-point win at Michigan State... played 14 key minutes off the bench in first career Big Ten game at #14 Rutgers, recording two points and a personal-best four assists... netted a season-high six points versus Southern University... letterwinner.

**High School** -- Two-time ESCC Player of the Year... named to the AP All-State Class 4A First Team as a senior... three-year starter and finished with over 1,500 points, trailing only his brother, Tyler, in the school's record book... averaged 20.3 points, 4.1 rebounds, and 2.8 assists in 2019-20... averaged 18 points, five assists, and four rebounds as a junior... averaged 13.5 points, five assists, and three rebounds as a sophomore... second team all-state and Chicago Sun Times All-Area as a junior... three-time ESCC All-Conference and two-time Daily Southtown All-Area honoree... Chicago All-Area as a junior and senior... led Marian Catholic to 78 wins his final three seasons as starting point guard, including 27 victories as a junior and 26 as a sophomore, third and fourth most in school single-season history, respectively... led Marian Catholic to its first third place finish at the ISHA 3A state championship; sectional and super-sectional championships in 2019... led team in scoring and assists his final two seasons... three-time Hinsdale All-Tournament Team (MVP as a junior) and Chicago Heights All-Tournament Team... helped Marian Catholic secure three straight regional titles and an ESCC title in 2019 and 2020... three-time team captain... Peach Jam competitor the last two summers on the Nike Meanstreets AAU team... tallied 22 points, seven rebounds, and six assists in win over Drive Nation and 20 points, eight rebounds, and eight assists in triumph over Bluff City Legends on the AAU circuit... older brother, Tyler, played two seasons at Kentucky (2015-16).

**Personal** -- Born 10/4/01... enterprise leadership major... parents are James Ulis and Kelly Reed... has three siblings, Tyler, Jay and Anton Porter... brother Tyler played two seasons at Kentucky (2015-16) and was picked 34th in the 2016 NBA Draft by the Phoenix Suns... high school coach was Mike Taylor... AAU coach was Tai Streets.

**ULIS' FAVORITES**

**TV Show:** *Martin*

**Snack:** Tollhouse Chocolate Chip Cookies

**Hobbies:** PS4

**Website:** YouTube.com

**Food:** Ribeye Steak

**Restaurant:** Maestros

**Phone App:** Snap

**Band/Musician(s):** Polo G, Lil Herb

**Celebrity:** LeBron James

**CAREER BESTS**

**Points:** 6 vs. Southern University, 11/27/20

**Rebounds:** 3, 2x, last at Michigan State, 2/13/21

**FGM:** 2 vs. Northern Illinois, 12/13/20

**FGA:** 4 vs. Northern Illinois, 12/13/20

**3-pt FG:** - - -

**3-pt FGA:** 1, 3x, last vs. Northern Illinois, 12/13/20

**FTM:** 5 vs. N.C. Central, 11/25/20

**FTA:** 6 vs. N.C. Central, 11/25/20

**Assists:** 4, 3x, last vs. Oregon, 3/22/21

**Steals:** 1 vs. Nebraska, 3/4/21

**Blocks:** 1 vs. Oregon, 3/22/21

**Minutes:** 14, 2x, last at Rutgers, 1/2/21

CAREER STATISTICS																
YEAR	GP/GS	FG-FGA	PCT	3-PT	PCT	FT-FTA	PCT	O-D=RB	AVG	PF-DI	AST	TO	BLK	STL	PTS	AVG
Fresh.	17/0	5-15	.333	0-3	.000	18-20	.900	6-9=15	0.9	8-0	20	6	1	1	28	1.6

**14 - - Carter Kingsbury****Guard****6-4, 225, Freshman****Ponca, Neb.****Brewster Academy (NH)**

**High School** -- All-time leading scorer (1,771 points) at Ponca High School and points in a season (595 points)... also holds the school record for field goals made in a career (577) and single-season (195), free throws made in a season (145), free throw percentage in a season (81.8%) and a career (78%), and 3-pointers made in a game (8), a season (64), and career (236)... four-time all-conference honoree... voted to the all-state tournament team three times... recognized on the all-state team three times, including twice earning first team distinction... Coaches Award winner his senior season at Brewster Academy... averaged 21.3 points, seven rebounds, 3.9 assists, 1.1 steals and a block his senior year... averaged 18.6 points, 5.7 rebounds, 2.4 assists and 1.1 steals his junior year... averaged 11.5 points, four rebounds, 1.2 assists his sophomore season... team member of Ponca High School's state championship teams as a freshman (2017) and sophomore (2018) and third place team as a junior (2019)... won a conference title in 2018 as a sophomore and at Brewster Academy in 2021... four-year lettermen in football playing tight end and defensive end... lettered two years in baseball (P, 1B, 3B) and golf... Brewster Academy Magna Cum Laude... four-year Honor Roll student at Ponca HS... Future Business Leaders of America Vice President his junior and senior year.

**Personal** -- Born 5/23/01... sports studies major... parents are Stacie Kingsbury and Chris and Abbey Kingsbury... father was a three-year letterman playing basketball at Iowa... has six siblings: Logan, Sam, Ashlyn, Ava, Henry, Archie... father, Chris, played professional basketball in the CBA, IBL, and overseas in Italy... grandfather, Jim, played football at the University of South Dakota... great uncle, John, played baseball at the University of South Dakota... Ponca HS head coach was Adam Poulosky... Brewster Academy head coach was Jason Smith... Iowa Barnstormers AAU Coach was Brandi Wingert.

**KINGSBURY'S FAVORITES****Movies:** *The Blind Side, Lone Survivor***TV:** *Friends, The Office***Snack:** Cosmic Brownie**Hobbies:** Piano/guitar, video games**Website:** YouTube**Restaurant:** HuHot, Chick-Fil-A**Phone App:** Snapchat**Pro teams:** L.A. Chargers, St. Louis Cardinals**Celebrity:** Tim Tebow**25 - - Luc Laketa****Guard****6-5, 180, Freshman****Concord, Mich.****Hanover Horton (MI)/****Winchendon (MA)**

**Hawk Item** -- Preferred walk-on... father, Parker, coached alongside Fran McCaffery at Notre Dame for seven seasons in the 1990's... competed against and met classmate, Riley Mulvey (St. Thomas More), for the first time a couple days after verbally committing to Iowa... Laketa's grandfather, Don, played basketball at Wichita State (1952-55) for head coach Ralph Miller, who eventually went on to become the head coach at Iowa (1964-70).

**High School** -- Reclassified to 2021 after the end of his senior season was cut short due to the COVID-19 pandemic... was an all-district honoree his junior season, averaging 13.5 points, five rebounds, three assists, and two steals on Hanover Horton High School's team that went 24-2... an all-state selection as a senior, averaging 15 points (shooting 60 percent from the field, including 45 percent from 3-point range), 5.3 rebounds, 3.1 assists, and 1.5 steals on a 21-1 team that was surging before COVID-19 canceled the 2020 postseason state tournament... tallied a career-high 31 points in the 2018 regional championship state tournament game... member of high school team that won its conference championship as a sophomore, junior, and senior, and placed second as a freshman... also was a four-year soccer letterwinner, two-year lettermen in baseball, and competed on the golf team... off the field, Laketa participated in the Community Service Club.

**Personal** -- Born 8/23/01... pre-business major... parents are Parker and Brigitte Laketa... father played basketball at Kansas State... mother competed in gymnastics at Western Michigan... has two older brothers, Parker and Preston, and a twin brother, Rhett... brother, Parker, played lacrosse at Western Michigan... brother, Preston, played basketball at Alma College and Carthage College... twin, Rhett, plays basketball at North Central College... Hanover Horton HS head coach was Chad Mortimer... The Winchendon School head coach was Kevin Kehoe... AAU Coach was his father, Parker.

**LAKETA'S FAVORITES****Movie(s):** *The Wolf of Wall Street, Inglourious Basterds***TV Show(s):** *Ozark, Breaking Bad***Snack:** Nilla Wafers**Hobbies:** Watch sports, travel**Website:** YouTube**Restaurant:** Five Guys**Band/Musician:** Juice WRLD**Phone App:** SoundCloud**Pro Team(s):** Chicago Bulls, Bears, Blackhawks, White Sox**Technological Gadget:** PlayStation 4**Celebrity:** Shaquille O'Neal

**44 - - Riley Mulvey**

**Forward**  
**6-11, 245, Freshman**  
**Rotterdam, N.Y.**  
**St. Thomas More**



**High School** -- Averaged 12 points, 12.4 rebounds and 6 blocks per game at Albany Academy... left New York after sophomore year due to COVID-19 to play at St. Thomas More in Connecticut... averaged 14.2 points, 11.7 rebounds, 2.4 assists, 1.9 steals, and 3.9 blocks per game (New England Preparatory School Athletic Council AAA – NCAA collegiate rules)... second-ranked 2022 junior in Connecticut before reclassifying and ranked as the No. 5 player in 2021... Albany Academy team accomplishments: NYS Federation Champions Class A 2019; posted a 19- record and was ranked as the No. 1 team in New York State Class A as a freshman; voted MVP of the Upstate Downstate Challenge Winner; Big North Showcase Winner; ranked No. 1 in the New York State Federation Class A as a sophomore (prior to pandemic)... boasted a 3.89 grade point average (GPA) at Albany Academy his sophomore year and a 3.93 GPA at St. Thomas More he junior year (reclassified to a senior)... also competed in tennis.

**Personal** -- Born 10/8/02... health and human physiology major... parents are Martin and Janet Mulvey... father played soccer at Siena College... has three older brothers, Taylor, CJ, and Alex... St. Thomas More head coach was Jere Quinn.

**MULVEY'S FAVORITES**

- Movie(s):** *Inception*
- TV Show(s):** *The Flash*
- Snack:** Pringles
- Hobbies:** Reading manga, watching anime, playing video games
- Website:** YouTube
- Restaurant:** Tops Diner
- Band/Musician:** Surfaces
- Phone App:** Crunchyroll
- Pro Team(s):** San Antonio Spurs
- Technological Gadget:** iPhone
- Celebrity:** Kevin Hart

**20 - - Payton Sandfort**

**Forward**  
**6-7, 215, Freshman**  
**Waukee, Iowa**  
**Waukee HS**



**High School** -- Iowa Basketball Coaches Association 4A Player of the Year as a senior... McDonald's All-American nominee in 2021... averaged 16.6 points (56% FG; 49% 3-pt), 7.7 rebounds, and 3.1 assists his senior season... averaged 19.8 points, 8.7 rebounds, and 4.0 assists his junior season... two-time team captain... shot at a 45 percent clip from 3-point range his sophomore and junior seasons... two-time first-team All-State (Des Moines Register and Iowa Newspaper Writers Association)... All-Elite Team in 2021... first-team all-conference, State All-Tournament Team, and All Substate Team honoree as a junior... led Waukee High School to a State championship as a senior... led team to a conference and substate championship, and State tournament runner-up finish as a junior... member of the Waukee 2018 and 2019 conference and substate championship team that also placed third at the Iowa State tournament both seasons... competed on Kingdom Hoops AAU team in 2020, averaging 21 points, nine rebounds, and seven assists... starter on the Waukee Golf Team that won the 2020 state and district championship... individual runner-up at the district tournament, shooting an even-par 71... National Honor Society member... three-time All-Academic Award (Central Iowa Metro League)... Powerlife Leader for Lutheran Church of Hope middle school students the last three years.

**Personal** -- Born 7/12/02... business major... parents are Brian and Gretchen Sandfort... has two younger siblings, Pryce and Piper... father played basketball at Hastings College... mother played basketball at Simpson College... high school coach was Justin Ohl... AAU coach was Tim Lubke.

**SANDFORT'S FAVORITES**

- Movie(s):** *Avengers: Endgame*
- TV Show(s):** *The Office*
- Snack:** Reese's
- Hobbies:** Playing golf
- Restaurant:** Pancheros
- Band/Musician:** J. Cole
- Phone App:** YouTube
- Pro Team(s):** San Antonio Spurs, Indianapolis, Colts
- Technological Gadget:** PS4
- Celebrity:** Kevin Hart

**AUSTIN ASH**

2018-19

Opponent	Min.	FG-FGA	PCT	3-PT. FG	PCT	FT-FTA	PCT	REB	PF	AST	TO	BLK	STL	PTS
Alabama State	7	1-3	.333	1-3	.333	0-0	.000	1	1	0	0	0	0	3
vs. Northern Iowa	2	1-1	1.000	1-1	1.000	0-1	.000	1	0	0	0	0	0	3
Western Carolina	1	0-1	.000	0-0	.000	0-0	.000	0	0	0	0	0	0	0
Savannah State	19	3-9	.333	3-8	.375	0-0	.000	1	0	2	0	0	1	9
Illinois	2	0-1	.000	0-1	.000	0-0	.0000	0	0	0	0	0	1	0
at Ohio State	1	0-1	.000	0-1	.000	0-0	.000	0	0	0	0	0	0	0
at Wisconsin	2	0-0	.000	0-0	.000	0-0	.000	0	0	1	0	0	1	0
vs. Illinois	1	0-0	.000	0-0	.000	0-0	.000	0	0	0	0	0	0	0
vs. Michigan	2	0-2	.000	0-2	.000	0-0	.000	1	0	1	0	0	0	0
<b>Totals = 9</b>	<b>37</b>	<b>5-18</b>	<b>.278</b>	<b>5-16</b>	<b>.313</b>	<b>0-1</b>	<b>.000</b>	<b>5</b>	<b>1</b>	<b>4</b>	<b>0</b>	<b>0</b>	<b>3</b>	<b>15</b>
	<b>4.1</b>							<b>0.6</b>						<b>1.7</b>

2019-20

Opponent	Min.	FG-FGA	PCT	3-PT. FG	PCT	FT-FTA	PCT	REB	PF	AST	TO	BLK	STL	PTS
SIUE	2	0-0	.000	0-0	.000	0-0	.000	0	0	0	1	0	0	0
North Florida	1	0-0	.000	0-0	.000	0-0	.000	0	0	0	0	0	0	0
Cal Poly	3	0-2	.000	0-1	.000	0-0	.000	0	1	0	0	0	1	0
Maryland	0+	0-1	.000	0-1	.000	0-0	.000	0	0	0	0	0	0	0
at Purdue	4	1-2	.500	1-2	.500	0-0	.000	1	1	1	1	0	0	3
Nebraska	9	2-5	.400	2-5	.400	2-2	1.000	2	1	0	0	0	0	8
at Indiana	5	0-1	.000	0-1	.000	1-2	.500	2	0	1	0	0	2	1
at Michigan State	0+	0-1	.000	0-1	.000	0-1	.000	0	0	0	0	0	0	0
<b>Totals = 8</b>	<b>25</b>	<b>3-12</b>	<b>.250</b>	<b>3-11</b>	<b>.273</b>	<b>3-4</b>	<b>.750</b>	<b>5</b>	<b>3</b>	<b>2</b>	<b>2</b>	<b>0</b>	<b>3</b>	<b>12</b>
	<b>3.1</b>							<b>0.6</b>						<b>1.5</b>

2020-21

Opponent	Min.	FG-FGA	PCT	3-PT. FG	PCT	FT-FTA	PCT	REB	PF	AST	TO	BLK	STL	PTS
N.C. Central	3	0-1	.000	0-1	.000	0-0	.000	1	0	1	0	0	0	0
Western Illinois	4	1-3	.333	0-1	.000	0-0	.000	1	1	1	0	0	0	2
Iowa State	2	1-1	1.000	1-1	1.000	0-0	.000	0	0	0	0	0	0	3
Northern Illinois	4	2-3	.667	2-2	1.000	0-0	.000	0	0	0	0	0	1	6
at Northwestern	2	0-2	.000	0-2	.000	0-0	.000	0	0	0	0	0	0	0
at Indiana	0+	0-0	.000	0-0	.000	0-0	.000	0	0	0	0	0	0	0
at Michigan State	2	1-2	.500	0-0	.000	0-0	.000	0	0	0	0	0	0	2
Nebraska	3	1-2	.500	0-1	.000	0-0	.000	2	0	0	0	0	0	2
vs. Oregon	1	0-1	.000	0-1	.000	0-0	.000	0	0	0	0	0	0	0
<b>Totals = 9</b>	<b>20</b>	<b>6-15</b>	<b>.400</b>	<b>3-9</b>	<b>.333</b>	<b>0-0</b>	<b>.000</b>	<b>4</b>	<b>1</b>	<b>2</b>	<b>0</b>	<b>0</b>	<b>1</b>	<b>15</b>
	<b>2.3</b>							<b>0.4</b>						<b>1.7</b>

**JORDAN BOHANNON**

2016-17

Kennesaw State	21	2-4	.500	2-4	.500	0-0	.000	0	2	2	2	0	0	6
Savannah State	21	2-8	.250	2-6	.333	0-0	.000	2	1	7	1	0	0	6
Seton Hall	19	0-2	.000	0-1	.000	3-4	.750	3	2	4	3	0	1	3
UTRGV	24	1-7	.143	1-6	.167	2-2	1.000	7	1	3	1	0	3	8
vs. Virginia	23	2-8	.250	2-6	.333	0-0	.000	4	1	0	3	0	0	6
vs. Memphis	24	2-8	.250	1-4	.250	0-0	.000	2	3	6	4	0	2	5
at Notre Dame *	32	7-18	.389	7-15	.467	2-2	1.000	2	3	7	1	0	0	23
Omaha *	35	7-14	.500	6-12	.500	0-0	.000	3	3	6	4	0	0	20
Stetson *	26	1-9	.111	0-3	.000	0-0	.000	1	1	5	2	0	1	2
Iowa State *	30	2-8	.250	2-6	.333	2-2	1.000	5	1	4	3	0	0	8
vs. UNI *	31	2-7	.286	2-5	.400	0-0	.000	4	1	3	2	0	0	6
North Dakota *	34	5-9	.556	2-4	.500	6-8	.750	3	1	3	3	0	0	18
Delaware State *	20	2-5	.400	1-2	.500	0-0	.000	1	0	5	2	0	1	5
at Purdue *	23	2-8	.250	0-4	.000	2-2	1.000	1	0	4	0	0	1	6
Michigan *	31	6-8	.750	3-5	.600	2-2	1.000	4	2	6	0	0	0	17
at Nebraska *	40	2-10	.200	2-7	.286	0-0	.000	5	1	3	3	1	0	6
Rutgers *	29	2-5	.400	0-2	.000	4-4	1.000	1	2	8	4	0	1	8
Purdue *	36	4-7	.571	2-3	.667	2-2	1.000	1	3	9	1	0	1	12
at Northwestern *	31	2-7	.286	2-6	.333	0-0	.000	3	0	2	3	0	0	6
Maryland *	38	4-14	.286	3-11	.273	0-0	.000	3	2	5	3	0	4	11
at Illinois *	21	1-9	.111	1-7	.143	0-0	.000	1	2	4	2	0	1	3
Ohio State *	29	4-10	.400	4-10	.400	0-0	.000	4	0	1	2	0	2	12
at Rutgers *	26	6-9	.667	5-7	.714	0-0	.000	0	0	4	0	0	1	17
Nebraska *	33	4-7	.571	4-6	.667	3-4	.750	5	3	2	2	0	1	15
at Minnesota *	45	5-11	.455	2-6	.333	0-0	.000	1	3	8	1	1	2	12
at Michigan State *	18	0-8	.000	0-6	.000	0-0	.000	3	2	1	1	0	1	0
Illinois *	29	3-6	.500	3-4	.750	2-4	.500	1	3	2	2	0	1	11
Indiana *	27	1-5	.200	1-4	.250	6-6	1.000	1	1	6	3	0	4	9
at Maryland *	31	8-13	.615	8-10	.800	0-0	.000	3	3	5	2	0	0	24
at Wisconsin *	32	4-11	.364	3-9	.333	0-0	.000	4	1	5	2	0	0	11
Penn State *	30	3-9	.333	2-6	.333	3-4	.750	1	1	5	5	0	0	11
vs. Indiana *	37	7-13	.538	6-11	.545	4-4	1.000	0	2	10	4	0	2	24
South Dakota *	37	7-12	.583	3-4	.750	2-2	1.000	2	2	11	1	0	1	19
TCU *	42	8-15	.533	7-12	.583	2-3	.677	2	3	13	3	0	0	25
<b>Totals = 34</b>	<b>1,005</b>	<b>118-304</b>	<b>.388</b>	<b>89-214</b>	<b>.416</b>	<b>47-55</b>	<b>.855</b>	<b>76</b>	<b>55</b>	<b>175</b>	<b>76</b>	<b>2</b>	<b>29</b>	<b>372</b>
	<b>14.5</b>							<b>2.2</b>						<b>10.9</b>



# INDIVIDUAL CAREER GAME-BY-GAME STATS

## 2017-18

Opponent	Min.	FG-FGA	PCT	3-PT. FG	PCT	FT-FTA	PCT	REB	PF	AST	TO	BLK	STL	PTS
Chicago State *	21	4-10	.400	4-7	.571	0-0	.000	1	1	6	0	0	1	12
Alabama State *	18	1-4	.250	1-4	.250	2-2	1.000	1	1	6	1	0	0	5
Grambling State *	28	1-7	.143	1-4	.250	9-10	.900	2	2	7	1	0	2	12
vs. Louisiana *	36	7-16	.438	4-9	.444	3-4	.750	1	2	1	4	0	0	21
vs. South Dakota St. *	32	2-5	.400	2-5	.400	1-2	.500	2	3	7	1	0	0	7
vs. UAB *	35	9-12	.750	6-8	.750	6-6	1.000	1	1	4	2	0	1	30
at Virginia Tech *	36	4-12	.333	4-8	.500	0-0	.000	2	1	3	2	0	0	12
Penn State *	34	3-6	.500	2-4	.500	0-0	.000	2	2	4	3	0	1	8
at Indiana *	29	2-8	.250	2-6	.333	1-2	.500	4	1	4	5	0	0	7
at Iowa State *	31	7-13	.538	5-10	.500	0-0	.000	1	3	2	4	0	0	19
Southern *	25	1-6	.167	0-3	.000	2-2	1.000	3	1	5	0	0	1	4
vs. Drake *	29	6-8	.750	3-4	.750	0-1	.000	2	0	7	1	0	0	15
Southern Utah *	29	1-7	.143	1-4	.250	0-0	.000	5	2	7	2	0	0	3
vs. Colorado *	27	4-7	.571	1-4	.250	5-7	.714	6	2	2	3	0	1	14
Northern Illinois *	21	2-7	.286	1-5	.200	0-0	.000	2	0	7	0	0	0	5
Michigan *	33	4-11	.364	4-7	.571	0-0	.000	4	3	3	2	0	0	12
Ohio State *	30	6-13	.462	1-5	.200	2-2	1.000	1	4	10	1	0	0	15
at Maryland *	36	5-13	.385	5-10	.500	2-2	1.000	2	3	5	6	0	0	17
at Illinois *	41	7-16	.438	5-12	.417	10-10	1.000	1	1	5	4	0	1	29
at Rutgers *	37	6-13	.462	5-9	.556	6-6	1.000	1	3	2	4	0	1	23
Purdue *	33	3-9	.333	1-5	.200	2-2	1.000	2	1	4	0	0	2	9
Wisconsin *	38	5-12	.417	1-6	.167	2-2	1.000	3	1	11	2	0	1	13
at Nebraska *	40	8-15	.533	6-11	.545	2-2	1.000	0	2	7	0	0	7	24
Minnesota *	38	6-11	.545	4-8	.500	4-4	1.000	0	1	10	2	0	3	20
at Penn State *	24	1-3	.333	1-3	.333	0-0	.000	0	1	3	3	0	1	3
Michigan State *	32	6-12	.500	5-8	.625	0-0	.000	5	4	6	0	0	0	17
at Ohio State *	36	4-11	.364	3-8	.375	0-0	.000	1	1	5	2	0	0	11
at Michigan *	34	3-5	.600	1-3	.333	0-0	.000	4	1	5	0	0	0	7
Indiana *	36	3-12	.250	2-10	.200	2-2	1.000	3	2	7	2	0	1	10
at Minnesota *	21	0-2	.000	0-1	.000	0-0	.000	3	2	6	2	0	1	0
Northwestern *	40	7-14	.500	7-14	.500	4-5	.800	6	1	5	1	0	2	25
vs. Illinois *	30	6-10	.600	5-7	.714	8-8	1.000	1	3	6	5	0	1	25
vs. Michigan *	40	3-14	.214	3-11	.273	2-2	1.000	2	3	6	3	0	0	11
<b>Totals = 33</b>	<b>1,050</b>	<b>137-324</b>	<b>.423</b>	<b>96-223</b>	<b>.430</b>	<b>75-83</b>	<b>.904</b>	<b>74</b>	<b>59</b>	<b>178</b>	<b>68</b>	<b>0</b>	<b>22</b>	<b>445</b>
	<b>31.8</b>							<b>2.2</b>						<b>13.5</b>

## 2018-19

Opponent	Min.	FG-FGA	PCT	3-PT. FG	PCT	FT-FTA	PCT	REB	PF	AST	TO	BLK	STL	PTS
UMKC *	25	2-6	.333	1-5	.200	7-8	.875	4	3	3	4	0	0	12
Green Bay *	36	4-8	.500	3-6	.500	2-3	.667	4	1	3	0	0	1	13
vs. Oregon *	34	3-8	.375	1-5	.200	9-10	.900	4	2	8	4	0	2	16
vs. Connecticut *	23	1-4	.250	0-2	.000	5-6	.833	1	3	2	1	0	0	7
Alabama State *	20	0-2	.000	0-1	.000	0-0	.000	2	0	3	1	0	0	0
Pittsburgh *	37	4-12	.333	3-9	.333	1-2	.500	2	3	2	3	0	6	12
Wisconsin *	33	3-12	.250	3-8	.375	2-2	1.000	3	1	0	0	0	0	11
at Michigan State *	25	4-12	.333	2-7	.286	1-2	.500	1	1	0	1	0	0	11
Iowa State *	26	2-7	.286	1-5	.200	2-2	1.000	2	3	5	2	0	0	7
vs. UNI *	23	3-6	.500	3-5	.600	0-0	.000	2	1	1	0	0	0	9
Western Carolina *	23	1-4	.250	1-3	.333	1-2	.500	1	1	1	1	0	0	4
Savannah State *	26	6-14	.429	6-14	.429	0-0	.000	3	1	4	0	0	0	18
Bryant *	38	5-12	.417	5-12	.417	2-2	1.000	2	2	2	0	0	1	17
at Purdue *	33	2-5	.400	1-3	.333	3-4	.750	3	0	5	3	0	1	8
Nebraska *	35	5-11	.455	5-8	.625	10-10	1.000	3	2	5	2	0	0	25
at Northwestern *	32	2-7	.286	0-4	.000	4-4	1.000	1	1	1	0	0	0	8
Ohio State *	34	1-7	.143	1-3	.333	3-4	.750	4	2	8	2	0	2	6
at Penn State *	34	6-10	.600	5-8	.625	2-2	1.000	3	2	6	1	0	0	19
Illinois *	22	3-4	.750	2-2	1.000	2-2	1.000	3	1	4	1	0	1	10
Michigan State *	34	1-7	.143	1-7	.143	0-0	.000	2	1	3	1	0	0	3
at Minnesota *	21	1-3	.333	0-0	.000	0-0	.000	0	2	5	3	0	0	2
Michigan *	28	2-6	.333	2-4	.500	2-2	1.000	1	1	2	2	0	0	8
at Indiana *	36	7-13	.538	5-8	.625	6-7	.857	0	1	6	0	0	1	25
Northwestern *	29	5-9	.556	3-4	.750	2-2	1.000	0	3	3	1	0	1	15
at Rutgers *	36	5-11	.455	3-7	.429	5-7	.714	2	3	5	3	0	2	18
Maryland *	31	2-11	.182	2-7	.286	8-9	.889	3	1	5	2	0	0	14
Indiana *	34	5-11	.455	5-9	.556	2-2	1.000	3	2	3	2	0	0	17
at Ohio State *	32	2-8	.250	0-5	.000	4-4	1.000	2	1	2	2	0	0	8
Rutgers *	37	4-12	.333	3-9	.333	4-4	1.000	4	3	2	3	0	2	15
at Wisconsin *	34	3-11	.273	2-8	.250	0-0	.000	2	2	2	3	0	0	8
at Nebraska *	40	6-12	.500	4-10	.400	4-4	1.000	3	2	5	3	0	1	20
vs. Illinois *	26	2-6	.333	2-5	.400	2-2	1.000	0	2	5	2	0	1	8
vs. Michigan *	27	0-2	.000	0-2	.000	0-0	.000	3	2	3	2	0	0	0
vs. Cincinnati *	38	5-10	.500	1-4	.250	2-4	.500	5	1	4	2	0	0	13
vs. Tennessee *	42	5-11	.455	3-7	.429	5-5	1.000	6	4	1	1	0	1	18
<b>Totals = 35</b>	<b>1087</b>	<b>112-294</b>	<b>.381</b>	<b>79-206</b>	<b>.383</b>	<b>102-117</b>	<b>.872</b>	<b>84</b>	<b>61</b>	<b>118</b>	<b>58</b>	<b>0</b>	<b>23</b>	<b>405</b>
	<b>31.1</b>							<b>2.4</b>						<b>11.6</b>

**2019-20**

Opponent	Min.	FG-FGA	PCT	3-PT. FG	PCT	FT-FTA	PCT	REB	PF	AST	TO	BLK	STL	PTS
SIUE	19	2-5	.400	1-4	.250	4-4	1.000	2	0	4	0	0	0	9
DePaul	16	1-6	.167	1-3	.333	0-0	.000	0	1	0	2	0	1	3
Oral Roberts	22	4-8	.500	3-7	.429	0-0	.000	1	3	2	0	0	1	11
North Florida	18	2-8	.250	1-6	.167	0-0	.000	1	0	2	0	0	1	5
vs. Texas Tech *	33	4-11	.364	4-9	.444	8-8	1.000	1	1	6	1	0	0	20
vs. San Diego State *	23	1-4	.250	1-3	.333	0-0	.000	0	2	2	3	0	2	3
at Syracuse *	37	6-15	.400	5-14	.357	0-0	.000	1	3	1	1	0	1	17
at Michigan *	30	3-11	.273	2-6	.333	0-0	.000	0	3	3	1	0	0	8
Minnesota *	25	0-4	.000	0-2	.000	0-0	.000	5	1	0	0	0	0	0
at Iowa State *	27	2-12	.167	2-7	.286	6-6	1.000	5	2	3	3	0	2	12
<b>Totals = 10</b>	<b>250</b>	<b>25-84</b>	<b>.298</b>	<b>20-61</b>	<b>.328</b>	<b>18-18</b>	<b>1.000</b>	<b>16</b>	<b>17</b>	<b>33</b>	<b>11</b>	<b>0</b>	<b>8</b>	<b>88</b>
	<b>25.0</b>							<b>1.6</b>						<b>8.8</b>

**2020-21**

Opponent	Min.	FG-FGA	PCT	3-PT. FG	PCT	FT-FTA	PCT	REB	PF	AST	TO	BLK	STL	PTS
N.C. Central	25	2-8	.250	2-7	.286	0-0	.000	5	1	2	1	0	1	6
Southern	28	2-7	.286	1-5	.200	0-0	.000	2	1	7	0	0	0	5
Western Illinois	19	0-3	.000	0-2	.000	0-0	.000	6	0	5	2	0	0	0
North Carolina	31	8-17	.471	7-16	.438	1-2	.500	0	0	6	4	0	0	24
Iowa State	27	1-7	.143	1-6	.167	0-0	.000	2	1	5	1	0	2	3
Northern Illinois	17	2-5	.400	2-5	.400	0-0	.000	0	1	6	0	0	2	6
vs. Gonzaga	24	1-8	.125	0-5	.000	0-0	.000	2	1	3	4	0	1	2
Purdue	29	3-8	.375	3-8	.375	0-0	.000	2	1	2	1	0	1	9
at Minnesota	28	3-9	.333	1-7	.143	0-0	.000	5	4	3	0	0	0	7
Northwestern	36	7-11	.636	6-9	.667	4-4	1.000	5	2	5	2	0	0	24
at Rutgers	33	5-7	.714	3-5	.600	0-0	.000	4	1	4	4	0	2	13
at Maryland	33	6-10	.600	6-9	.667	0-0	.000	4	0	2	1	0	0	18
Minnesota	36	5-8	.625	4-7	.571	5-6	.833	7	1	14	0	0	0	19
at Northwestern	25	4-7	.571	3-5	.600	0-0	.000	4	1	4	0	0	0	11
Indiana	33	0-9	.000	0-8	.000	0-0	.000	5	1	2	1	0	0	0
at Illinois	28	2-6	.333	2-5	.400	0-0	.000	2	0	5	2	0	0	6
Michigan State	20	2-4	.500	1-3	.333	4-4	1.000	3	1	2	0	0	0	9
Ohio State	36	5-11	.455	4-8	.500	4-4	1.000	2	2	6	1	0	1	18
at Indiana	34	3-9	.333	3-7	.429	2-2	1.000	7	2	2	1	0	0	11
Rutgers	32	3-6	.500	3-5	.600	3-4	.750	1	0	7	4	0	0	12
at Michigan State	26	1-5	.200	1-5	.200	3-3	1.000	0	0	3	0	0	1	6
at Wisconsin	35	1-7	.143	1-4	.250	3-4	.750	3	2	5	0	0	1	6
Penn State	33	2-7	.286	2-6	.333	0-0	.000	3	1	6	1	0	1	6
at Michigan	33	4-10	.400	2-6	.333	3-4	.750	2	2	0	2	0	0	13
at Ohio State	26	3-8	.375	2-5	.400	0-0	.000	4	1	5	1	0	0	8
Nebraska	25	8-13	.615	8-12	.667	2-2	1.000	2	0	2	1	0	1	26
Wisconsin	33	4-12	.333	3-9	.333	5-5	1.000	6	2	8	3	0	0	16
vs. Wisconsin	30	3-9	.333	1-6	.167	4-4	1.000	1	2	3	2	0	1	11
vs. Illinois	38	6-15	.400	5-13	.385	3-4	.750	2	2	6	2	0	1	20
vs. Grand Canyon	29	4-7	.571	3-5	.600	2-2	1.000	4	1	2	2	0	0	13
vs. Oregon	18	0-4	.000	0-2	.000	0-0	.000	1	1	3	1	0	0	0
<b>Totals = 31</b>	<b>902</b>	<b>100-257</b>	<b>.389</b>	<b>80-205</b>	<b>.390</b>	<b>48-54</b>	<b>.889</b>	<b>96</b>	<b>35</b>	<b>135</b>	<b>44</b>	<b>0</b>	<b>16</b>	<b>328</b>
	<b>29.1</b>							<b>3.1</b>						<b>10.6</b>

**CONNOR MCCAFFERY****2017-18**

Opponent	Min.	FG-FGA	PCT	3-PT. FG	PCT	FT-FTA	PCT	REB	PF	AST	TO	BLK	STL	PTS
Southern	17	1-1	1.000	1-1	1.000	2-3	.667	3	0	4	1	0	1	5
vs. Drake	9	0-0	.000	0-0	.000	0-0	.000	0	0	0	0	0	0	0
Southern Utah	15	0-1	.000	0-1	.000	0-0	.000	1	1	2	0	0	1	0
vs. Colorado	12	1-1	1.000	0-0	.000	1-1	1.000	0	1	1	3	0	1	3
<b>Totals = 4</b>	<b>53</b>	<b>2-3</b>	<b>.667</b>	<b>1-2</b>	<b>.500</b>	<b>3-4</b>	<b>.750</b>	<b>4</b>	<b>2</b>	<b>7</b>	<b>4</b>	<b>0</b>	<b>2</b>	<b>8</b>
	<b>13.3</b>							<b>1.0</b>						<b>2.0</b>

# INDIVIDUAL CAREER GAME-BY-GAME STATS



## 2018-19

Opponent	Min.	FG-FGA	PCT	3-PT. FG	PCT	FT-FTA	PCT	REB	PF	AST	TO	BLK	STL	PTS
UMKC	19	1-2	.500	0-1	.000	5-5	1.000	0	1	3	0	0	0	7
Green Bay	25	2-4	.500	0-1	.000	7-8	.875	1	3	3	1	0	2	11
vs. Oregon	15	1-3	.333	1-1	1.000	4-4	1.000	1	4	1	1	0	0	7
vs. Connecticut	29	5-8	.625	0-1	.000	9-11	.818	3	3	5	1	0	0	19
Alabama State	22	3-4	.750	0-0	.000	3-4	.750	1	2	7	2	0	1	9
Pittsburgh	20	0-3	.000	0-1	.000	1-2	.000	2	3	4	0	0	0	1
Wisconsin	22	2-3	.667	0-1	.000	2-2	1.000	1	1	1	1	0	0	6
at Michigan State	19	0-5	.000	0-2	.000	1-3	.333	4	3	3	1	0	0	1
Iowa State	21	2-5	.400	0-0	.000	8-8	1.000	3	3	5	2	1	0	12
vs. Northern Iowa	19	0-1	.000	0-0	.000	0-0	.000	3	0	1	2	0	2	0
Western Carolina	23	1-1	1.000	0-0	.000	7-10	.700	3	0	5	2	0	1	9
Bryant	12	0-0	.000	0-0	.000	3-4	.750	0	3	2	1	1	1	3
at Purdue	18	0-3	.000	0-1	.000	0-0	.000	3	0	3	1	0	0	0
Nebraska	12	0-1	.000	0-0	.000	0-0	.000	3	4	1	1	0	0	0
at Northwestern	18	2-6	.333	0-0	.000	1-1	1.000	2	1	4	1	0	1	5
Ohio State	14	0-1	.000	0-0	.000	1-2	.500	1	1	0	1	0	1	1
at Penn State	25	1-4	.250	0-2	.000	1-2	.500	2	1	2	1	0	2	3
Illinois	21	1-2	.500	0-0	.000	1-2	.500	1	2	8	2	0	0	3
Michigan State	21	1-5	.200	0-0	.000	2-2	1.000	2	2	5	0	0	1	4
at Minnesota	19	0-1	.000	0-1	.000	1-2	.500	1	3	3	0	0	1	1
Michigan	17	1-2	.500	0-0	.000	2-2	1.000	1	3	0	1	0	1	4
at Indiana	15	1-1	1.000	0-0	.000	1-2	.500	1	0	0	1	0	3	3
Northwestern	18	1-2	.500	1-2	.500	0-0	.000	2	2	5	1	0	1	3
at Rutgers	16	0-2	.000	0-1	.000	2-2	1.000	0	1	0	1	0	0	2
Maryland	17	2-3	.667	0-1	.000	2-3	.667	2	0	4	4	0	0	6
Indiana	24	0-0	.000	0-0	.000	1-2	.500	1	2	5	1	0	1	1
at Ohio State	18	1-3	.333	0-1	.000	0-0	.000	1	4	3	1	1	1	2
Rutgers	17	1-3	.333	0-0	.000	3-6	.500	1	3	2	2	0	0	5
at Wisconsin	17	1-6	.167	1-3	.333	3-4	.750	1	1	1	3	0	0	6
at Nebraska	16	2-4	.500	1-3	.333	1-2	.500	1	2	2	3	0	1	6
vs. Illinois	20	1-2	.500	1-1	1.000	0-1	.000	0	2	8	1	0	1	3
vs. Michigan	20	1-5	.200	0-3	.000	1-1	1.000	1	1	2	2	0	0	3
vs. Cincinnati	11	1-2	.500	1-2	.500	0-0	.000	0	0	2	1	0	0	3
vs. Tennessee	13	0-0	.000	0-0	.000	0-0	.000	0	0	2	0	0	1	0
<b>Totals = 34</b>	<b>633</b>	<b>35-97</b>	<b>.361</b>	<b>6-29</b>	<b>.207</b>	<b>73-97</b>	<b>.753</b>	<b>49</b>	<b>61</b>	<b>102</b>	<b>43</b>	<b>3</b>	<b>23</b>	<b>149</b>
	<b>18.6</b>							<b>1.4</b>						<b>4.4</b>

## 2019-20

Opponent	Min.	FG-FGA	PCT	3-PT. FG	PCT	FT-FTA	PCT	REB	PF	AST	TO	BLK	STL	PTS
SIUE *	23	2-4	.500	1-2	.500	2-2	1.000	1	1	3	1	0	1	7
DePaul *	24	1-3	.333	1-2	.500	6-6	1.000	0	3	3	2	0	0	9
Oral Roberts *	28	3-6	.500	0-2	.000	4-5	.800	3	3	7	1	0	2	10
North Florida *	23	0-2	.000	0-2	.000	0-0	.000	3	2	7	1	1	0	0
Cal Poly *	29	2-4	.500	0-1	.000	2-2	1.000	2	0	7	2	0	3	6
vs. Texas Tech *	25	2-6	.333	1-4	.250	0-0	.000	5	5	4	0	0	1	5
vs. San Diego *	28	5-7	.714	2-3	.667	3-4	.750	5	4	3	0	0	0	15
at Syracuse *	36	2-6	.333	1-4	.250	0-0	.000	5	2	4	0	0	1	5
at Michigan *	30	4-8	.500	0-2	.000	4-5	.800	7	4	3	0	0	0	12
Minnesota *	31	2-7	.286	2-4	.500	2-2	1.000	4	2	0	2	0	2	8
at Iowa State *	31	3-6	.500	1-3	.333	5-5	1.000	7	1	2	1	0	1	12
vs. Cincinnati *	28	0-4	.000	0-1	.000	3-6	.500	9	3	3	2	1	1	3
Kennesaw State *	29	2-8	.250	1-4	.250	0-2	.000	3	2	2	0	1	2	5
vs. Penn State *	29	1-6	.167	1-3	.333	0-0	.000	4	3	4	0	0	0	3
at Nebraska *	37	3-8	.375	3-7	.429	0-2	.000	2	4	4	0	0	3	9
Maryland *	31	1-7	.143	1-3	.333	0-0	.000	3	2	2	1	0	1	3
at Northwestern *	31	3-5	.600	2-3	.667	0-0	.000	7	3	3	1	0	0	8
Michigan *	34	0-2	.000	0-0	.000	0-0	.000	13	2	5	2	0	1	0
Rutgers *	24	0-4	.000	0-3	.000	4-4	1.000	4	3	3	2	0	0	4
Wisconsin *	30	0-4	.000	0-4	.000	3-4	.750	6	2	2	1	0	0	3
at Maryland *	28	1-3	.333	1-2	.500	0-0	.000	6	5	5	1	0	0	3
Illinois *	38	3-5	.600	3-5	.600	0-0	.000	3	2	7	0	0	3	9
at Purdue *	27	0-5	.000	0-4	.000	0-0	.000	3	2	2	1	0	0	0
Nebraska *	27	3-6	.500	2-4	.500	0-0	.000	0	3	4	0	0	3	8
at Indiana *	35	0-4	.000	0-2	.000	4-4	1.000	2	4	2	2	0	1	4
at Minnesota *	39	1-5	.200	1-3	.333	3-4	.750	4	1	7	0	0	1	6
Ohio State *	35	1-3	.333	1-3	.333	0-0	.000	1	1	4	1	0	2	3
at Michigan State *	38	4-8	.500	2-5	.400	1-2	.500	2	1	7	0	0	3	11
Penn State *	28	2-2	1.000	2-2	1.000	0-1	.000	2	3	4	0	0	1	6
Purdue *	28	2-8	.250	2-8	.250	0-0	.000	3	4	3	2	0	2	6
at Illinois *	29	2-4	.500	2-2	1.000	4-4	1.000	5	3	8	1	0	0	10
<b>Totals = 31</b>	<b>933</b>	<b>55-160</b>	<b>.344</b>	<b>33-97</b>	<b>.340</b>	<b>50-64</b>	<b>.781</b>	<b>124</b>	<b>80</b>	<b>124</b>	<b>27</b>	<b>3</b>	<b>35</b>	<b>193</b>
	<b>30.1</b>							<b>4.0</b>						<b>6.2</b>

**2020-21**

Opponent	Min.	FG-FGA	PCT	3-PT. FG	PCT	FT-FTA	PCT	REB	PF	AST	TO	BLK	STL	PTS
N.C. Central *	20	1-2	.500	1-2	.500	0-0	.000	3	3	4	1	0	1	3
Southern *	26	2-2	1.000	1-1	1.000	2-2	1.000	6	2	5	1	1	0	7
Western Illinois *	23	1-3	.333	0-2	.000	0-0	.000	6	2	6	1	0	1	2
North Carolina *	17	0-0	.000	0-0	.000	0-0	.000	2	4	2	0	0	2	0
Iowa State *	23	1-6	.167	0-4	.000	5-6	.833	6	1	2	0	0	0	7
Northern Illinois *	20	2-4	.500	1-3	.333	0-2	.000	4	1	7	1	0	0	5
vs. Gonzaga *	25	1-2	.500	0-0	.000	1-2	.500	3	4	2	1	0	1	3
Purdue *	24	1-5	.200	0-4	.000	0-0	.000	3	3	6	4	0	1	2
at Minnesota *	34	1-2	.500	1-2	.500	0-0	.000	2	3	6	0	0	1	3
Northwestern *	22	0-3	.000	0-2	.000	1-2	.500	5	3	5	1	0	0	1
at Rutgers	3	0-0	.000	0-0	.000	0-0	.000	0	0	0	1	0	0	0
at Maryland	26	2-6	.333	2-4	.500	0-0	.000	5	2	10	0	0	1	6
Minnesota *	19	1-2	.500	1-1	1.000	0-1	.000	1	4	2	0	0	2	3
at Northwestern *	23	1-2	.500	0-1	.000	1-2	.500	4	3	4	0	0	0	3
Indiana *	30	2-5	.400	1-2	.500	0-0	.000	2	5	4	0	0	1	5
at Illinois *	32	4-9	.444	2-5	.400	1-1	1.000	3	3	5	2	0	1	11
Michigan State *	19	1-7	.143	0-4	.000	0-1	.000	2	1	3	2	0	0	2
Ohio State *	27	1-5	.200	1-4	.250	0-1	.000	2	2	3	1	0	1	3
at Indiana *	24	1-1	1.000	1-1	1.000	0-0	.000	2	4	1	0	0	0	3
Rutgers *	13	0-1	.000	0-0	.000	0-0	.000	1	2	1	1	0	0	0
at Michigan State *	23	6-8	.750	4-6	.667	0-0	.000	2	3	2	2	0	0	16
at Wisconsin *	23	1-1	1.000	0-0	.000	2-4	.500	5	3	2	3	0	0	4
Penn State *	30	1-4	.250	1-3	.333	1-1	1.000	4	2	2	1	0	0	4
at Michigan *	17	0-2	.000	0-1	.000	0-0	.000	8	1	1	0	0	0	0
at Ohio State *	23	1-4	.250	0-1	.000	0-0	.000	1	4	5	1	0	0	2
Nebraska *	24	1-8	.125	1-7	.143	0-0	.000	2	1	8	1	0	2	3
Wisconsin *	31	0-2	.000	0-1	.000	1-2	.500	3	3	3	0	0	0	1
vs. Wisconsin *	28	0-3	.000	0-3	.000	0-0	.000	4	3	6	1	0	3	0
vs. Illinois *	27	0-0	.000	0-0	.000	2-2	1.000	5	4	3	2	1	0	2
vs. Grand Canyon *	13	0-2	.000	0-1	.000	0-0	.000	0	4	1	0	0	1	0
vs. Oregon *	12	0-1	.000	0-0	.000	0-0	.000	1	1	1	2	0	0	0
<b>Totals = 31</b>	<b>704</b>	<b>33-102</b>	<b>.324</b>	<b>18-65</b>	<b>.277</b>	<b>17-29</b>	<b>.586</b>	<b>97</b>	<b>81</b>	<b>112</b>	<b>30</b>	<b>2</b>	<b>19</b>	<b>101</b>
	<b>22.7</b>							<b>3.1</b>						<b>3.3</b>

**PATRICK MCCAFFERY****2019-20**

Opponent	Min.	FG-FGA	PCT	3-PT. FG	PCT	FT-FTA	PCT	REB	PF	AST	TO	BLK	STL	PTS
SIUE	16	2-7	.286	0-3	.000	0-0	.000	4	0	0	0	0	0	4
DePaul	11	1-3	.333	0-1	.000	0-0	.000	1	2	1	0	0	1	2
<b>Totals = 2</b>	<b>27</b>	<b>3-10</b>	<b>.300</b>	<b>0-4</b>	<b>.000</b>	<b>0-0</b>	<b>.000</b>	<b>5</b>	<b>2</b>	<b>1</b>	<b>0</b>	<b>0</b>	<b>1</b>	<b>6</b>
	<b>13.4</b>							<b>2.5</b>						<b>3.0</b>

**2020-21**

Opponent	Min.	FG-FGA	PCT	3-PT. FG	PCT	FT-FTA	PCT	REB	PF	AST	TO	BLK	STL	PTS
N.C. Central	21	5-10	.500	1-4	.250	5-8	.625	3	0	1	0	1	1	16
Southern	20	3-7	.429	0-2	.000	1-4	.250	3	3	2	1	0	1	7
Western Illinois	15	3-9	.333	1-4	.250	3-4	.750	6	2	3	0	0	0	10
North Carolina	11	0-3	.000	0-3	.000	0-0	.000	4	0	2	0	0	1	0
Iowa State	17	1-4	.250	1-1	1.000	3-4	.750	5	0	0	1	1	2	6
Northern Illinois	21	4-9	.444	2-5	.400	4-4	1.000	4	2	2	0	1	0	14
vs. Gonzaga	10	0-1	.000	0-0	.000	0-0	.000	0	1	0	0	0	0	0
Purdue	12	1-1	1.000	1-1	1.000	0-0	.000	1	0	0	2	0	0	3
at Minnesota	13	1-5	.200	0-1	.000	3-4	.750	4	1	0	1	0	0	5
Northwestern	14	2-3	.667	0-1	.000	0-0	.000	4	1	2	2	1	0	4
at Rutgers	10	1-4	.250	0-0	.000	0-0	.000	3	1	0	0	0	0	2
at Maryland	19	4-6	.667	2-2	1.000	0-0	.000	3	0	1	0	0	0	10
Minnesota	14	2-5	.400	0-0	.000	0-0	.000	4	1	0	0	0	0	4
at Northwestern	13	1-2	.500	0-1	.000	3-4	.750	1	0	1	0	2	0	5
Indiana	13	0-4	.000	0-0	.000	0-0	.000	2	1	0	0	0	0	0
at Illinois	14	0-3	.000	0-0	.000	0-0	.000	2	2	2	0	0	0	0
Michigan State	15	2-2	1.000	0-0	.000	0-1	.000	4	0	0	0	1	0	4
Ohio State	13	4-4	1.000	0-0	.000	0-0	.000	1	0	0	1	0	1	8
at Indiana	11	0-5	.000	0-2	.000	0-0	.000	1	2	1	0	0	0	0
Rutgers	14	2-3	.667	1-2	.500	0-0	.000	1	0	3	0	1	2	5
at Michigan State	19	3-7	.429	0-1	.000	0-0	.000	5	0	1	0	0	1	6
at Wisconsin	11	1-2	.500	0-1	.000	0-0	.000	1	0	0	1	1	0	2
Penn State	14	1-1	1.000	1-1	1.000	1-2	.500	1	1	1	0	0	0	4
at Michigan	14	0-4	.000	0-1	.000	0-0	.000	4	0	0	1	0	0	0
at Ohio State	13	1-4	.250	0-1	.000	2-2	1.000	0	0	2	0	0	1	4
Nebraska	20	8-13	.615	3-6	.500	0-0	.000	6	1	0	1	0	0	19
Wisconsin	15	1-3	.333	0-1	.000	0-0	.000	1	0	1	1	0	0	2
vs. Wisconsin	13	1-2	.500	0-0	.000	0-0	.000	4	0	0	0	2	0	2
vs. Illinois	11	2-2	1.000	0-0	.000	0-0	.000	1	1	2	1	0	0	4
vs. Grand Canyon	15	2-3	.667	0-0	.000	2-2	1.000	2	0	0	0	0	0	6
vs. Oregon	20	4-6	.667	0-2	.000	2-2	1.000	2	0	1	0	1	1	10
<b>Totals = 31</b>	<b>454</b>	<b>60-137</b>	<b>.438</b>	<b>13-43</b>	<b>.302</b>	<b>29-41</b>	<b>.707</b>	<b>83</b>	<b>20</b>	<b>28</b>	<b>13</b>	<b>12</b>	<b>11</b>	<b>162</b>
	<b>14.7</b>							<b>2.7</b>						<b>5.2</b>

**KEEGAN MURRAY**

2020-21

Opponent	Min.	FG-FGA	PCT	3-PT. FG	PCT	FT-FTA	PCT	REB	PF	AST	TO	BLK	STL	PTS
N.C. Central	21	4-10	.400	2-6	.333	2-2	1.000	7	2	1	0	1	0	12
Southern	16	3-4	.750	1-1	1.000	2-3	.667	4	2	0	1	2	3	9
Western Illinois	15	1-4	.250	0-1	.000	3-4	.750	6	1	1	0	3	0	5
North Carolina	7	1-1	1.000	0-0	.000	1-1	1.000	1	0	0	0	1	1	3
Iowa State	17	0-2	.000	0-2	.000	0-0	.000	5	2	1	0	0	2	0
Northern Illinois	15	4-5	.800	2-3	.667	0-0	.000	5	0	2	1	3	2	10
vs. Gonzaga	5	0-2	.000	0-0	.000	1-2	.500	1	1	0	0	0	0	1
Purdue	12	3-3	1.000	1-1	1.000	0-0	.000	3	1	0	1	0	1	7
at Minnesota	8	1-2	.500	0-0	.000	0-0	.000	4	1	0	2	0	1	2
Northwestern	21	4-5	.800	1-2	.500	0-1	.000	2	3	0	1	0	2	9
at Rutgers	22	4-8	.500	1-2	.500	5-5	1.000	9	2	1	0	3	3	14
at Maryland	21	6-9	.667	0-1	.000	0-1	.000	5	0	0	1	2	1	12
Minnesota	11	0-1	.000	0-0	.000	0-0	.000	4	3	0	3	0	0	0
at Northwestern	16	4-4	1.000	0-0	.000	0-0	.000	7	2	2	3	2	1	8
Indiana	14	2-4	.500	0-2	.000	4-4	1.000	5	4	0	1	1	0	8
at Illinois *	32	4-9	.444	0-3	.000	0-1	.000	8	0	1	0	0	0	8
Michigan State	15	2-4	.500	0-1	.000	3-3	1.000	4	1	0	0	1	0	7
Ohio State *	20	2-8	.250	0-2	.000	1-2	.500	6	2	0	0	0	0	5
at Indiana *	16	2-3	.667	1-2	.500	5-5	1.000	6	5	0	1	1	2	10
Rutgers	27	3-6	.500	1-2	.500	3-4	.750	6	0	1	0	1	1	10
at Michigan State *	16	3-3	1.000	2-2	1.000	0-0	.000	3	4	0	0	0	0	8
at Wisconsin	22	1-5	.200	0-0	.000	3-5	.600	12	2	0	1	1	0	5
Penn State	16	2-3	.667	1-1	1.000	1-2	.500	4	2	1	1	2	1	6
at Michigan	21	3-6	.500	1-2	.500	0-0	.000	6	3	0	0	1	0	7
at Ohio State	22	4-8	.500	0-2	.000	0-0	.000	5	3	0	0	1	2	8
Nebraska	18	3-7	.429	0-3	.000	2-2	1.000	4	1	1	1	2	1	8
Wisconsin	27	5-6	.833	0-0	.000	3-4	.750	6	2	0	0	3	0	13
vs. Wisconsin	15	3-9	.333	0-2	.000	0-0	.000	5	2	0	0	3	0	6
vs. Illinois	19	2-5	.400	0-1	.000	0-0	.000	4	2	1	1	0	0	4
vs. Grand Canyon	25	6-11	.545	1-5	.200	0-0	.000	7	4	3	0	4	1	13
vs. Oregon	24	2-9	.222	1-5	.200	1-2	.500	4	1	1	1	1	1	6
<b>Totals = 31</b>	<b>555</b>	<b>84-166</b>	<b>.506</b>	<b>16-54</b>	<b>.296</b>	<b>40-53</b>	<b>.755</b>	<b>158</b>	<b>58</b>	<b>17</b>	<b>20</b>	<b>39</b>	<b>26</b>	<b>224</b>
	<b>17.9</b>							<b>5.1</b>						<b>7.2</b>

**KRIS MURRAY**

2020-21

Opponent	Min.	FG-FGA	PCT	3-PT. FG	PCT	FT-FTA	PCT	REB	PF	AST	TO	BLK	STL	PTS
N.C. Central	6	1-4	.250	0-1	.000	0-0	.000	2	1	0	1	1	0	2
Western Illinois	2	0-1	.000	0-0	.000	0-0	.000	2	1	0	0	0	0	0
Iowa State	4	0-1	.000	0-0	.000	0-0	.000	1	0	0	0	0	0	0
Northern Illinois	4	0-0	.000	0-0	.000	0-0	.000	0	0	0	1	0	1	0
at Maryland	2	1-1	1.000	0-0	.000	0-0	.000	0	0	0	0	0	0	2
Minnesota	1	0-0	.000	0-0	.000	0-0	.000	0	0	0	0	0	0	0
at Northwestern	4	0-1	.000	0-1	.000	0-0	.000	0	0	0	0	0	0	0
Indiana	0+	0-0	.000	0-0	.000	0-0	.000	0	0	0	0	0	0	0
Rutgers	1	0-0	.000	0-0	.000	0-0	.000	0	0	0	0	0	0	0
at Michigan State	3	0-1	.000	0-1	.000	0-0	.000	0	0	1	0	0	0	0
at Michigan	2	0-0	.000	0-0	.000	0-0	.000	0	0	0	0	0	0	0
Nebraska	10	1-4	.250	0-2	.000	2-2	1.000	2	1	0	0	0	0	4
vs. Oregon	3	0-0	.000	0-0	.000	0-0	.000	1	0	0	0	0	0	0
<b>Totals = 13</b>	<b>41</b>	<b>3-13</b>	<b>.231</b>	<b>0-5</b>	<b>.000</b>	<b>2-2</b>	<b>1.000</b>	<b>8</b>	<b>3</b>	<b>1</b>	<b>2</b>	<b>1</b>	<b>1</b>	<b>8</b>
	<b>3.2</b>							<b>0.6</b>						<b>0.6</b>

**JOSH OGUNDELE**

2020-21

Opponent	Min.	FG-FGA	PCT	3-PT. FG	PCT	FT-FTA	PCT	REB	PF	AST	TO	BLK	STL	PTS
N.C. Central	3	0-1	.000	0-0	.000	1-2	.500	2	1	0	0	0	0	1
Western Illinois	2	1-2	.500	0-0	.000	0-0	.000	2	0	0	0	0	0	2
Iowa State	2	0-0	.000	0-0	.000	0-0	.000	1	0	0	0	0	0	0
Northern Illinois	4	0-0	.000	0-0	.000	0-0	.000	0	1	0	0	0	0	0
at Michigan State	2	0-1	.000	0-0	.000	0-2	.000	2	2	0	0	0	0	0
Nebraska	3	2-2	1.000	0-0	.000	0-0	.000	1	0	0	0	0	0	4
vs. Illinois	1	0-0	.000	0-0	.000	0-0	.000	0	1	0	0	0	0	0
vs. Oregon	1	0-0	.000	0-0	.000	0-0	.000	0	0	0	0	0	0	0
<b>Totals = 8</b>	<b>17</b>	<b>3-6</b>	<b>.500</b>	<b>0-0</b>	<b>.000</b>	<b>1-4</b>	<b>.250</b>	<b>8</b>	<b>5</b>	<b>0</b>	<b>0</b>	<b>0</b>	<b>0</b>	<b>7</b>
	<b>2.1</b>							<b>1.0</b>						<b>0.9</b>

**TONY PERKINS**

2020-21

Opponent	Min.	FG-FGA	PCT	3-PT. FG	PCT	FT-FTA	PCT	REB	PF	AST	TO	BLK	STL	PTS
N.C. Central	9	2-5	.400	0-0	.000	0-0	.000	0	2	2	0	0	1	4
Southern	6	0-1	.000	0-0	.000	0-0	.000	1	1	0	0	0	0	0
Western Illinois	7	0-0	.000	0-0	.000	0-0	.000	1	1	0	0	0	0	0
Iowa State	4	1-1	1.000	0-0	.000	2-2	1.000	1	1	0	0	0	0	4
Northern Illinois	10	2-6	.333	0-1	.000	0-0	.000	7	0	2	0	0	2	4
at Minnesota	0+	0-0	.000	0-0	.000	0-0	.000	0	1	0	0	0	0	0
at Rutgers	5	0-1	.000	0-0	.000	1-2	.500	0	0	0	1	0	0	1
at Maryland	1	0-0	.000	0-0	.000	0-0	.000	0	0	0	0	0	0	0
at Northwestern	6	2-2	1.000	0-0	.000	0-0	.000	0	0	0	0	0	0	4
Indiana	6	0-1	.000	0-0	.000	0-0	.000	1	1	0	0	0	0	0
at Illinois	7	1-2	.500	0-0	.000	0-1	.000	3	0	2	0	0	0	2
Michigan State	13	2-2	1.000	0-0	.000	0-1	.000	1	3	0	0	0	0	4
Ohio State	0+	0-0	.000	0-0	.000	0-0	.000	0	1	0	0	0	0	0
at Indiana	15	0-0	.000	0-0	.000	3-4	.750	2	1	0	1	0	0	3
Rutgers	6	0-1	.000	0-0	.000	0-0	.000	2	2	1	0	0	0	0
at Michigan State	10	0-0	.000	0-0	.000	1-2	.500	3	1	1	1	1	0	1
Penn State	0+	0-0	.000	0-0	.000	0-0	.000	0	0	0	0	0	0	0
at Michigan	4	0-1	.000	0-0	.000	0-0	.000	1	0	0	0	0	0	0
Nebraska	11	0-1	.000	0-1	.000	0-2	.000	3	0	3	0	0	1	0
Wisconsin	3	0-0	.000	0-0	.000	0-0	.000	1	0	0	0	0	0	0
vs. Wisconsin	1	0-0	.000	0-0	.000	0-0	.000	0	0	0	0	0	0	0
vs. Illinois	5	2-4	.500	0-0	.000	0-0	.000	1	2	1	0	0	0	4
vs. Grand Canyon	6	1-1	1.000	0-0	.000	0-1	.000	2	0	2	0	0	0	2
vs. Oregon	13	2-4	.500	1-1	1.000	0-0	.000	1	4	2	0	0	1	5
<b>Totals = 24</b>	<b>149</b>	<b>15-33</b>	<b>.455</b>	<b>1-3</b>	<b>.333</b>	<b>7-15</b>	<b>.467</b>	<b>31</b>	<b>21</b>	<b>16</b>	<b>3</b>	<b>1</b>	<b>5</b>	<b>38</b>
	<b>6.2</b>							<b>1.3</b>						<b>1.6</b>

**FILIP REBRACA**

2018-19

Opponent	Min.	FG-FGA	PCT	3-PT. FG	PCT	FT-FTA	PCT	REB	PF	AST	TO	BLK	STL	PTS
at Milwaukee	16	2-3	.667	0-0	.000	0-0	.000	8	0	0	1	1	1	4
at Kentucky	22	5-8	.625	2-3	.667	1-3	.333	6	3	0	2	1	3	13
Minnesota-Morris *	14	4-4	1.000	0-0	.000	02-3	.667	8	1	0	0	2	1	10
Concordia (NE) *	27	4-7	.571	0-0	.000	4-6	.667	12	2	2	3	2	0	12
at Utah Valley	10	1-4	.250	0-1	.000	0-0	.000	1	3	0	1	1	0	2
at Montana State	14	1-2	.500	0-0	.000	0-0	.000	1	3	0	2	0	0	2
Idaho *	29	8-13	.615	1-2	.500	2-4	.500	8	2	0	7	0	1	19
at UTRGV *	21	3-6	.500	0-1	.000	0-0	.000	3	4	0	0	1	1	6
Milwaukee *	27	3-6	.500	0-1	.000	2-5	.400	9	3	1	2	1	0	8
Mayville State *	23	5-11	.455	0-1	.000	2-3	.667	4	3	1	0	1	0	12
at Northern Iowa *	17	3-6	.500	0-0	.000	3-4	.750	5	4	0	3	0	0	9
IPFW *	20	1-3	.333	0-1	.000	0-0	.000	3	0	0	2	0	0	2
at Oral Roberts *	21	3-7	.429	0-1	.000	2-2	1.000	4	2	1	5	0	1	8
at Denver	18	0-3	.000	0-0	.000	2-2	1.000	3	1	2	1	0	1	2
Omaha	5	1-1	1.000	0-0	.000	0-0	.000	4	3	0	0	1	0	2
Western Illinois	19	4-6	.667	2-2	1.000	0-1	.000	7	3	1	1	3	0	10
South Dakota St	23	7-9	.778	1-3	.333	0-1	.000	5	4	2	0	1	1	15
at North Dakota St	14	3-3	1.000	0-0	.000	2-2	1.000	3	5	0	1	0	0	8
South Dakota *	35	3-9	.333	0-1	.000	2-2	1.000	11	2	0	1	1	1	8
at Western Illinois *	29	5-12	.417	0-2	.000	1-3	.333	5	2	0	1	0	0	11
at Omaha *	27	2-7	.286	0-1	.000	1-1	1.000	4	3	0	2	2	1	5
North Dakota St *	29	3-4	.750	0-0	.000	1-2	.500	6	4	1	0	1	0	7
at South Dakota St *	33	5-12	.417	2-5	.400	0-0	.000	7	3	1	1	0	0	12
Oral Roberts *	27	3-9	.333	0-0	.000	1-1	1.000	6	4	5	4	1	1	7
Denver	16	1-2	.500	0-0	.000	0-0	.000	5	4	0	2	0	0	2
at IPFW	19	3-5	.600	2-2	1.000	0-0	.000	5	1	0	0	3	1	8
at South Dakota	18	4-6	.667	0-1	.000	0-0	.000	5	2	0	1	0	0	8
vs. Omaha	22	3-4	.750	0-0	.000	0-2	.000	10	4	1	0	1	1	6
<b>Totals = 29</b>	<b>627</b>	<b>96-180</b>	<b>.533</b>	<b>10-28</b>	<b>.357</b>	<b>31-52</b>	<b>.596</b>	<b>172</b>	<b>75</b>	<b>18</b>	<b>43</b>	<b>26</b>	<b>15</b>	<b>233</b>
	<b>21.6</b>							<b>5.9</b>						<b>8.0</b>

# INDIVIDUAL CAREER GAME-BY-GAME STATS

## 2019-20

Opponent	Min.	FG-FGA	PCT	3-PT. FG	PCT	FT-FTA	PCT	REB	PF	AST	TO	BLK	STL	PTS
at Gonzaga *	32	8-11	.727	0-1	.000	0-1	.000	13	4	0	1	0	1	16
at Valparaiso *	26	4-8	.500	0-0	.000	3-5	.600	5	2	4	2	3	0	11
at Milwaukee *	37	8-9	.889	0-0	.000	8-10	.800	10	2	1	1	8	0	24
at Minnesota *	35	5-12	.417	0-1	.000	0-0	.000	8	3	1	3	0	0	10
North Central (MN) *	15	5-7	.714	0-0	.000	0-3	.000	4	1	1	1	2	0	10
at Fla. Gulf Coast *	33	7-15	.467	0-0	.000	3-3	1.000	12	4	5	4	2	1	17
vs. Ga. Southern *	34	6-9	.667	0-0	.000	4-4	1.000	14	3	1	3	0	0	16
vs. Campbell *	34	6-10	.600	0-0	.000	2-3	.667	6	1	1	2	2	0	14
at Montana *	33	6-8	.750	0-0	.000	2-2	1.000	12	4	2	6	1	0	14
at E. Washington *	32	5-10	.500	0-0	.000	2-4	.500	8	2	2	4	2	0	12
Northland *	16	3-3	1.000	0-0	.000	0-0	.000	5	0	0	1	0	0	6
at Nebraska *	39	7-11	.636	1-2	.500	0-0	.000	11	2	1	5	0	0	15
at Oregon State *	36	6-12	.500	0-1	.000	1-3	.333	10	3	2	2	2	0	13
at Denver *	34	3-6	.500	0-0	.000	5-7	.714	16	3	1	2	0	3	11
IPFW *	37	6-7	.857	0-0	.000	0-0	.000	13	3	2	1	1	0	12
Omaha *	37	2-9	.222	0-0	.000	5-6	.833	12	1	2	1	2	1	9
at Oral Roberts *	33	4-8	.500	0-0	.000	2-5	.400	5	0	3	1	1	2	10
at South Dakota St *	29	4-5	.800	0-0	.000	1-2	.500	13	4	0	2	0	1	9
at North Dakota St *	34	8-11	.727	0-0	.000	5-5	1.000	8	4	0	3	0	0	21
Denver *	37	3-9	.333	0-0	.000	2-2	1.000	6	3	4	2	0	2	8
Western Illinois *	34	7-14	.500	0-0	.000	8-11	.727	6	2	1	4	0	0	22
at IPFW *	38	5-9	.556	0-1	.000	1-3	.333	8	4	2	4	2	0	11
South Dakota *	23	3-6	.500	0-1	.000	3-4	.750	4	2	2	6	0	0	9
at Western Illinois *	29	7-15	.467	0-1	.000	5-5	1.000	6	4	1	1	0	0	19
South Dakota St *	35	10-12	.833	0-0	.000	3-4	.750	5	4	1	1	0	1	23
North Dakota St *	37	10-16	.625	0-0	.000	0-0	.000	9	4	0	1	2	0	20
at Omaha *	38	10-21	.476	0-0	.000	4-9	.444	13	3	0	1	1	2	24
at South Dakota *	34	8-11	.727	0-1	.000	1-2	.500	12	1	3	4	1	0	17
vs. South Dakota *	32	4-12	.333	0-0	.000	3-6	.500	6	3	2	1	0	1	11
vs. IPFW *	34	6-8	.750	0-0	.000	2-4	.500	10	0	2	2	0	0	14
vs. North Dakota St *	38	4-11	.364	0-0	.000	3-4	.750	4	3	1	1	2	0	11
<b>Totals = 32</b>	<b>1041</b>	<b>190-328</b>	<b>.579</b>	<b>1-9</b>	<b>.111</b>	<b>78-117</b>	<b>.667</b>	<b>285</b>	<b>79</b>	<b>51</b>	<b>75</b>	<b>33</b>	<b>18</b>	<b>459</b>
								<b>8.9</b>						<b>14.3</b>

## 2020-21

Opponent	Min.	FG-FGA	PCT	3-PT. FG	PCT	FT-FTA	PCT	REB	PF	AST	TO	BLK	STL	PTS
at Miami (OH) *	29	4-8	.500	1-1	1.000	6-8	.750	7	4	0	7	1	1	15
at Dixie State *	29	6-8	.750	0-0	.000	3-6	.500	6	5	1	2	0	0	15
at Minnesota *	36	10-19	.526	2-3	.667	1-2	.500	6	2	0	1	1	1	23
vs. South Dakota *	33	10-15	.667	1-2	.500	5-6	.833	6	1	1	3	0	1	26
vs. South Dakota St *	31	7-14	.500	1-3	.333	3-3	1.000	7	2	0	4	0	0	18
vs. North Dakota St *	31	9-16	.563	2-4	.500	1-5	.200	7	2	0	0	1	0	21
at Southern Illinois *	24	5-6	.833	0-1	.000	2-3	.667	4	3	2	1	0	0	12
at Southern Illinois *	32	4-10	.400	1-1	1.000	2-6	.333	8	1	1	2	0	1	11
at Drake *	32	5-11	.455	0-2	.000	1-3	.333	6	1	1	4	4	0	11
UMKC *	36	7-15	.467	0-2	.000	2-4	.500	5	1	0	5	0	0	16
UMKC *	34	6-10	.600	0-1	.000	2-7	.286	8	4	2	0	2	0	14
at Oral Roberts *	30	11-20	.550	1-3	.333	1-5	.200	9	2	2	0	2	1	24
at Oral Roberts *	36	5-13	.385	0-2	.000	1-4	.250	7	3	3	0	0	4	11
North Dakota St *	34	7-19	.368	0-2	.000	0-0	.000	10	2	2	2	0	0	14
North Dakota St *	41	9-16	.563	0-1	.000	3-3	1.000	7	2	3	1	0	3	21
at South Dakota St *	26	5-10	.500	0-0	.000	4-5	.800	4	3	0	2	1	0	14
at South Dakota St *	36	5-11	.455	1-1	1.000	4-6	.667	8	4	0	3	1	0	15
Western Illinois *	35	7-10	.700	0-0	.000	0-0	.000	14	2	4	4	1	1	25
Western Illinois *	26	8-16	.500	0-1	.000	8-10	.800	6	4	1	3	0	0	24
at Denver *	24	6-9	.667	0-1	.000	2-5	.400	7	5	1	2	0	0	14
at Denver *	24	7-14	.500	0-0	.000	2-3	.667	6	5	0	4	1	0	16
South Dakota *	34	5-13	.385	1-1	1.000	2-4	.500	11	1	1	3	1	1	13
South Dakota *	29	5-12	.417	2-2	1.000	5-6	.833	3	4	1	1	0	0	17
at Omaha *	37	9-19	.474	2-4	.500	2-3	.667	13	3	2	4	0	2	22
at Omaha *	38	8-18	.444	0-2	.000	1-2	.500	13	3	2	1	1	0	17
vs. Oral Roberts *	29	4-12	.333	0-1	.000	0-1	.000	9	0	1	2	0	0	8
<b>Totals = 26</b>	<b>827</b>	<b>174-344</b>	<b>.506</b>	<b>15-41</b>	<b>.366</b>	<b>74-122</b>	<b>.607</b>	<b>197</b>	<b>69</b>	<b>31</b>	<b>10</b>	<b>17</b>	<b>16</b>	<b>437</b>
	<b>31.8</b>							<b>7.6</b>						<b>16.8</b>

**JOE TOUSSAINT**

2019-20

Opponent	Min.	FG-FGA	PCT	3-PT. FG	PCT	FT-FTA	PCT	REB	PF	AST	TO	BLK	STL	PTS
SIUE	15	3-5	.600	2-3	.667	1-2	.500	0	0	1	1	0	2	9
DePaul	13	4-7	.571	0-1	.000	5-7	.714	1	2	2	1	0	2	13
Oral Roberts	6	1-2	.500	0-0	.000	0-0	.000	0	2	1	0	0	0	2
North Florida	19	3-5	.600	0-0	.000	4-4	1.000	3	1	4	1	0	0	10
Cal Poly	17	1-9	.111	0-2	.000	3-5	.600	8	0	2	2	0	1	5
vs. Texas Tech	16	1-4	.250	0-0	.000	0-0	.000	2	2	2	1	0	1	2
vs. Sn Diego State	22	2-11	.182	0-2	.000	9-9	1.000	1	1	4	4	0	2	13
at Syracuse	13	2-7	.286	0-4	.000	1-2	.500	2	3	2	1	0	2	5
at Michigan	12	3-6	.500	0-0	.000	0-1	.000	1	2	1	2	0	1	6
Minnesota	15	1-4	.250	0-0	.000	1-2	.500	3	1	2	1	0	2	3
at Iowa State	15	2-3	.667	0-1	.000	2-2	1.000	1	1	4	2	0	0	6
vs. Cincinnati *	3	0-0	.000	0-0	.000	0-0	.000	0	3	0	3	0	0	0
Kennesaw State *	22	2-5	.400	0-0	.000	2-2	1.000	1	2	7	2	0	5	6
vs. Penn State *	29	6-14	.429	2-4	.500	4-4	1.000	1	3	4	3	0	2	18
at Nebraska *	35	7-18	.389	0-5	.000	0-0	.000	6	4	4	4	0	0	14
Maryland *	16	1-4	.250	0-0	.000	2-2	1.000	1	2	5	5	1	3	4
at Northwestern *	16	0-5	.000	0-0	.000	0-0	.000	0	0	1	0	0	0	0
Michigan *	13	1-3	.333	0-0	.000	0-0	.000	2	0	1	3	0	0	2
Rutgers *	30	5-8	.625	1-1	1.000	3-6	.500	7	3	4	2	0	1	14
Wisconsin *	25	4-8	.500	0-1	.000	3-3	1.000	2	2	4	1	0	1	11
at Maryland *	27	2-10	.200	0-1	.000	4-4	1.000	2	5	4	1	0	2	8
Illinois *	12	1-5	.200	0-0	.000	0-0	.000	2	2	2	3	0	1	2
at Purdue *	19	0-2	.000	0-1	.000	2-2	1.000	2	2	1	1	0	1	2
Nebraska *	23	3-5	.600	0-1	.000	0-0	.000	1	2	3	1	0	2	6
at Indiana *	16	1-3	.333	0-0	.000	1-1	1.000	1	2	5	5	0	1	3
at Minnesota *	12	1-2	.500	1-1	1.000	0-0	.000	2	2	0	1	0	1	3
Ohio State *	19	3-6	.500	2-2	1.000	1-1	1.000	3	3	3	3	0	1	9
at Michigan State *	22	2-5	.400	1-2	.500	0-0	.000	3	4	3	2	1	0	5
Penn State *	16	1-5	.200	0-0	.000	0-0	.000	0	1	8	1	0	2	2
Purdue *	15	1-2	.500	0-1	.000	2-2	1.000	3	4	4	3	0	0	4
at Illinois *	20	4-7	.571	2-4	.500	4-4	1.000	1	1	2	2	0	0	14
<b>Totals = 20</b>	<b>553</b>	<b>68-180</b>	<b>.378</b>	<b>11-37</b>	<b>.297</b>	<b>54-65</b>	<b>.831</b>	<b>62</b>	<b>62</b>	<b>90</b>	<b>62</b>	<b>2</b>	<b>36</b>	<b>201</b>
	<b>17.9</b>							<b>2.0</b>						<b>6.5</b>

2020-21

Opponent	Min.	FG-FGA	PCT	3-PT. FG	PCT	FT-FTA	PCT	REB	PF	AST	TO	BLK	STL	PTS
N.C. Central	16	1-2	.500	1-1	1.000	0-0	.000	2	2	3	3	0	3	3
Southern	17	2-5	.400	1-1	1.000	0-0	.000	0	1	4	2	0	0	5
Western Illinois	14	2-5	.400	0-0	.000	2-3	.667	1	2	2	2	1	1	6
North Carolina	12	2-3	.667	0-1	.000	2-3	.667	1	2	3	1	0	0	6
Iowa State	13	2-5	.400	0-1	.000	0-0	.000	0	2	7	0	0	0	4
Northern Illinois	18	2-4	.500	0-0	.000	2-2	1.000	2	1	2	2	0	0	6
vs. Gonzaga	17	6-11	.545	0-2	.000	2-4	.500	2	2	2	3	0	1	14
Purdue	11	0-1	.000	0-0	.000	0-0	.000	0	1	4	2	0	1	0
at Minnesota	17	1-6	.167	0-1	.000	5-8	.625	2	4	3	0	0	0	7
Northwestern	4	0-2	.000	0-0	.000	0-0	.000	0	1	0	1	0	1	0
at Rutgers	7	0-2	.000	0-0	.000	0-0	.000	0	0	0	1	0	1	0
at Maryland	15	2-6	.333	0-1	.000	0-0	.000	2	1	1	2	0	6	4
Minnesota	7	1-3	.333	0-0	.000	0-0	.000	0	2	2	1	0	0	2
at Northwestern	12	1-3	.333	0-0	.000	3-4	.750	5	3	3	3	0	1	5
Indiana	8	2-2	1.000	0-0	.000	3-4	.750	0	4	1	0	0	1	7
at Illinois	13	3-5	.600	0-0	.000	0-0	.000	1	1	0	2	0	1	6
Michigan State	21	3-5	.600	0-1	.000	4-6	.667	2	3	6	1	0	1	10
Ohio State	7	0-1	.000	0-0	.000	0-0	.000	1	2	2	1	0	0	0
at Indiana	4	0-1	.000	0-0	.000	0-0	.000	0	0	0	2	0	0	0
Rutgers	5	0-1	.000	0-0	.000	0-0	.000	0	1	1	1	0	0	0
at Michigan State	12	1-2	.500	0-0	.000	0-0	.000	0	0	4	0	0	0	2
at Wisconsin	4	1-1	1.000	0-0	.000	0-0	.000	0	0	1	1	0	0	2
Penn State	7	0-2	.000	0-0	.000	0-2	.000	4	1	0	2	0	0	0
at Michigan	7	0-1	.000	0-0	.000	1-2	.500	0	3	0	1	0	0	1
at Ohio State	14	1-3	.333	0-0	.000	1-2	.500	2	1	7	1	0	1	3
Nebraska	16	2-2	1.000	0-0	.000	0-0	.000	4	2	4	1	0	3	4
Wisconsin	12	2-4	.500	0-1	.000	2-4	.500	0	2	2	1	0	0	6
vs. Wisconsin	10	1-6	.167	0-0	.000	0-0	.000	3	2	3	2	0	0	2
vs. Illinois	6	0-0	.000	0-0	.000	0-0	.000	1	0	2	2	0	0	0
vs. Grand Canyon	11	2-2	1.000	1-1	1.000	0-0	.000	1	1	2	1	0	0	5
vs. Oregon	13	2-3	.667	0-0	.000	1-1	1.000	2	2	4	3	0	2	5
<b>Totals = 31</b>	<b>348</b>	<b>42-99</b>	<b>.424</b>	<b>3-11</b>	<b>.273</b>	<b>28-45</b>	<b>.622</b>	<b>37</b>	<b>49</b>	<b>75</b>	<b>45</b>	<b>1</b>	<b>24</b>	<b>115</b>
	<b>11.2</b>							<b>1.2</b>						<b>3.7</b>



**AHRON ULIS**

2020-21

Opponent	Min.	FG-FGA	PCT	3-PT. FG	PCT	FT-FTA	PCT	REB	PF	AST	TO	BLK	STL	PTS
N.C. Central	10	0-0	.000	0-0	.000	5-6	.833	2	0	1	0	0	0	5
Southern	10	1-2	.500	0-1	.000	4-4	1.000	0	1	1	0	0	0	6
Western Illinois	9	0-0	.000	0-0	.000	2-2	1.000	1	0	2	2	0	0	2
Iowa State	6	0-1	.000	0-1	.000	2-2	1.000	0	0	1	0	0	0	2
Northern Illinois	14	2-4	.500	0-1	.000	0-0	.000	0	0	2	2	0	0	4
at Rutgers	14	1-2	.500	0-0	.000	0-0	.000	3	0	4	0	0	0	2
at Maryland	2	0-0	.000	0-0	.000	0-0	.000	0	0	0	0	0	0	0
at Northwestern	4	0-0	.000	0-0	.000	2-2	1.000	0	1	0	0	0	0	2
Indiana	0+	0-0	.000	0-0	.000	0-0	.000	0	1	0	0	0	0	0
Michigan State	3	0-0	.000	0-0	.000	2-2	1.000	1	0	1	0	0	0	2
Ohio State	0+	0-0	.000	0-0	.000	0-0	.000	0	0	0	0	0	0	0
at Indiana	6	0-1	.000	0-0	.000	0-0	.000	1	0	0	0	0	0	0
Rutgers	4	0-1	.000	0-0	.000	0-0	.000	0	1	0	0	0	0	0
at Michigan State	8	0-1	.000	0-0	.000	0-0	.000	3	1	0	0	0	0	0
at Michigan	6	0-1	.000	0-0	.000	0-0	.000	0	1	0	2	0	0	0
Nebraska	12	1-2	.500	0-0	.000	0-0	.000	2	2	4	0	0	1	2
vs. Oregon	12	0-0	.000	0-0	.000	1-2	.500	2	0	4	0	1	0	1
<b>Totals = 17</b>	<b>120</b>	<b>5-15</b>	<b>.333</b>	<b>0-3</b>	<b>.000</b>	<b>18-20</b>	<b>.900</b>	<b>15</b>	<b>8</b>	<b>20</b>	<b>6</b>	<b>1</b>	<b>1</b>	<b>28</b>
	<b>7.0</b>							<b>0.9</b>						<b>1.6</b>





Overall: 22-9

Big Ten: 14-6

Home: 14-2

Away: 6-4

Neutral: 2-3

Date	Opponent	Result	Attend.	Top Scorer	Top Rebounder
Nov. 25	N.C. Central	W, 97-67	535	Luka Garza, 26	Luka Garza, 10
Nov. 27	Southern	W, 103-76	535	Luka Garza, 41	Luka Garza, 9
Dec. 3	Western Illinois	W, 99-58	543	Luka Garza, 35	Luka Garza, 10
^ Dec. 8	#16 North Carolina	W, 93-80	583	Jordan Bohannon, 24	Luka Garza, 14
+ Dec. 11	Iowa State	W, 105-77	560	Luka Garza, 34	Jack Nunge, 10
Dec. 13	Northern Illinois	W, 106-53	546	Luka Garza, 23	Luka Garza, 8
# Dec. 19	#1 Gonzaga	L, 88-99	243	Luka Garza, 30	Luka Garza, 10
* Dec. 22	Purdue	W, 70-55	536	Luka Garza, 22	Garza/Wieskamp, 9
* Dec. 25	at Minnesota	L, 95-102 (OT)	0	Luka Garza, 32	Luka Garza, 17
* Dec. 29	#19 Northwestern	W, 87-72	464	Jordan Bohannon, 24	Luka Garza, 6
* Jan. 2	at #14 Rutgers	W, 77-75	0	Luka Garza, 25	Keegan Murray, 9
* Jan. 7	at Maryland	W, 89-67	0	Luka Garza, 24	Luka Garza, 7
* Jan. 10	#16 Minnesota	W, 86-71	569	Luka Garza, 33	Jack Nunge, 10
* Jan. 17	at Northwestern	W, 96-73	0	Luka Garza, 17	Luka Garza, 10
* Jan. 21	Indiana	L, 69-81	566	Luka Garza, 28	Garza/Wieskamp, 12
* Jan. 29	at #19 Illinois	L, 75-80	190	Garza/Wieskamp, 19	Keegan Murray, 8
* Feb. 2	Michigan State	W, 84-78	557	Luka Garza, 27	Luka Garza, 12
* Feb. 4	#7 Ohio State	L, 85-89	503	Bohannon/Nunge, 18	Joe Wieskamp, 10
* Feb. 7	at Indiana	L, 65-67	0	Garza/Wieskamp, 18	Joe Wieskamp, 8
* Feb. 10	#25 Rutgers	W, 79-66	560	Joe Wieskamp, 26	Wieskamp/Garza, 10
* Feb. 13	at Michigan State	W, 88-58	0	Joe Wieskamp, 21	Jack Nunge, 11
* Feb. 18	at #21 Wisconsin	W, 77-62	0	Luka Garza, 30	Keegan Murray, 12
* Feb. 21	Penn State	W, 74-68	566	Luka Garza, 23	Wieskamp/Wieskamp, 11
* Feb. 25	at #3 Michigan	L, 57-79	83	Luka Garza, 16	Connor McCaffery, 8
* Feb. 28	at #4 Ohio State	W, 73-57	0	Luka Garza, 24	Luka Garza, 11
* March 4	Nebraska	W, 102-64	549	Jordan Bohannon, 26	Luka Garza, 8
* March 7	#25 Wisconsin	W, 77-73	582	Luka Garza, 21	Luka Garza, 16
% March 12	vs. Wisconsin	W, 62-57	7,735	Luka Garza, 24	Luka Garza, 9
% March 13	vs. #3 Illinois	L, 71-82	8,000	Luka Garza, 21	Luka Garza, 12
& March 20	vs. Grand Canyon	W, 86-74	986	Luka Garza, 24	Joe Wieskamp, 8
& March 22	vs. Oregon	L, 80-95	0	Luka Garza, 36	Luka Garza, 9

^ - ACC/Big Ten Challenge

+ - Iowa Corn Cy-Hawk Game

# - Sioux Falls, South Dakota

\* - Big Ten Conference Game

% - Big Ten Tournament -- Indianapolis

&amp; - NCAA Tournament - Indianapolis

OVERALL GAMES: 22-9

Player	GP-GS	FG-FGA	PCT	3-pt. FG-FGA	3-pt. PCT	FT-FTA	PCT	REB	AVG	PF-D	AST	TO	BK	ST	PTS	AVG	MIN
Garza	31-31	281-508	.553	44-100	.440	141-199	.709	271	8.7	70-0	54	47	50	21	747	24.1	31.5
Wieskamp	31-31	161-328	.491	73-158	.462	65-96	.677	206	6.6	48-0	53	43	10	29	460	14.8	29.2
Bohannon	31-31	100-257	.389	80-205	.390	48-54	.889	96	3.1	35-0	135	44	0	16	328	10.6	29.1
Fredrick	27-27	72-152	.474	36-76	.474	23-34	.676	29	1.1	25-0	52	10	4	10	203	7.5	24.7
Murray, Ke.	31-4	84-166	.506	16-54	.296	40-53	.755	158	5.1	58-1	17	20	39	26	224	7.2	17.9
Nunge	22-0	57-128	.445	14-47	.298	29-35	.829	117	5.3	35-0	29	20	19	7	157	7.1	15.9
McCaffery, P.	31-0	60-137	.438	13-43	.302	29-41	.707	83	2.7	20-0	28	13	12	11	162	5.2	14.7
Toussaint	31-0	42-99	.424	3-11	.273	28-45	.622	37	1.2	49-0	75	45	1	24	115	3.7	11.2
McCaffery, C.	31-31	33-102	.324	18-65	.277	17-29	.586	97	3.1	81-1	112	30	2	19	101	3.3	22.7
Ash	9-0	6-15	.400	3-9	.333	0-0	.000	4	0.4	1-0	2	0	0	1	15	1.7	2.3
Ulis	17-0	5-15	.333	0-3	.000	18-20	.900	15	0.9	8-0	20	6	1	1	28	1.6	7.0
Perkins	24-0	15-33	.455	1-3	.333	7-15	.467	31	1.3	21-0	16	3	1	5	38	1.6	6.2
Ogundele	8-0	3-6	.500	0-0	.000	1-4	.250	8	1.0	5-0	0	0	0	0	7	0.9	2.1
Murray, Kr.	13-0	3-13	.231	0-5	.000	2-2	1.000	8	0.8	3-0	1	2	1	1	8	0.6	3.2
Baer	7-0	1-1	1.000	0-0	.000	0-0	.000	2	0.3	2-0	0	0	1	1	2	0.3	1.6
Hobbs	1-0	0-1	.000	0-1	.000	0-0	.000	0	0.0	0-0	0	0	0	1	0	0.0	1.5
Team								69				11					
<b>TOTAL</b>	<b>31</b>	<b>923-1961</b>	<b>.471</b>	<b>301-780</b>	<b>.386</b>	<b>448-627</b>	<b>.715</b>	<b>1231</b>	<b>39.7</b>	<b>461-2</b>	<b>594</b>	<b>294</b>	<b>141</b>	<b>173</b>	<b>2595</b>	<b>83.7</b>	<b>40.0</b>
<b>OPP.</b>	<b>31</b>	<b>840-2002</b>	<b>.420</b>	<b>275-790</b>	<b>.348</b>	<b>300-444</b>	<b>.676</b>	<b>1146</b>	<b>37.0</b>	<b>574-12</b>	<b>506</b>	<b>355</b>	<b>98</b>	<b>166</b>	<b>2255</b>	<b>72.7</b>	<b>40.0</b>

Score by Periods:	1	2	OT	Total
Iowa	1274	1309	12	2595
Opponents	1064	1172	19	2255

BIG TEN GAMES ONLY: 14-6

Player	GP-GS	FG-FGA	PCT	3-pt. FG-FGA	3-pt. PCT	FT-FTA	PCT	REB	AVG	PF-D	AST	TO	BK	ST	PTS	AVG	MIN
Garza	20-20	162-324	.500	24-65	.369	89-125	.712	171	8.6	41-0	38	33	28	10	437	21.9	32.4
Wieskamp	20-20	103-207	.498	51-103	.495	37-57	.649	134	6.7	32-0	28	28	6	22	294	14.7	29.5
Bohannon	20-20	71-167	.425	58-133	.436	38-42	.905	71	3.6	24-0	87	25	0	8	238	11.9	30.8
Murray, Ke.	20-4	58-104	.558	9-28	.321	30-39	.769	109	5.5	41-1	7	16	21	16	155	7.8	18.9
Fredrick	16-16	43-90	.478	23-47	.489	11-19	.579	19	1.2	14-0	29	2	3	4	120	7.5	24.8
Nunge	17-0	34-83	.410	11-32	.344	25-28	.893	83	4.9	23-0	23	17	13	6	104	6.1	14.9
McCaffery, P.	20-0	35-81	.432	8-22	.364	9-13	.692	49	2.5	11-0	15	10	6	5	87	4.4	14.0
McCaffery, C.	20-20	25-77	.325	15-49	.306	7-15	.467	57	2.9	52-1	73	20	0	10	72	3.6	23.4
Toussaint	20-0	20-53	.377	0-4	.000	19-32	.594	22	1.1	32-0	41	24	0	17	59	3.0	10.1
Ogundele	2-0	2-3	.667	0-0	.000	0-2	.000	3	1.5	2-0	0	0	0	0	4	2.0	2.4
Perkins	15-0	5-11	.455	0-1	.000	5-12	.417	17	1.1	10-0	7	3	1	1	15	1.0	6.0
Ash	4-0	2-6	.333	0-3	.000	0-0	.000	2	0.5	0-0	0	0	0	0	4	1.0	1.8
Murray, Kr.	8-0	2-7	.286	0-4	.000	2-2	1.000	2	0.3	1-0	1	0	0	0	6	0.8	2.8
Ulis	11-0	2-8	.250	0-0	.000	4-4	1.000	10	0.9	7-0	9	2	0	1	8	0.7	5.4
Baer	3-0	1-1	1.000	0-0	.000	0-0	.000	1	0.3	2-0	0	0	0	1	2	0.7	2.4
Team								47				8					
<b>TOTAL</b>	<b>20</b>	<b>565-1222</b>	<b>.462</b>	<b>199-491</b>	<b>.405</b>	<b>276-390</b>	<b>.708</b>	<b>797</b>	<b>39.9</b>	<b>292-2</b>	<b>358</b>	<b>188</b>	<b>78</b>	<b>101</b>	<b>1605</b>	<b>80.3</b>	<b>40.0</b>
<b>OPP.</b>	<b>20</b>	<b>524-1265</b>	<b>.414</b>	<b>194-548</b>	<b>.354</b>	<b>195-287</b>	<b>.679</b>	<b>717</b>	<b>35.9</b>	<b>362-6</b>	<b>319</b>	<b>199</b>	<b>61</b>	<b>106</b>	<b>1437</b>	<b>71.9</b>	<b>40.0</b>

Score by Periods:	1	2	OT	Total
Iowa	790	803	12	1605
Opponents	660	758	19	1437



CATEGORY	IOWA		OPPONENTS		
<b>Points</b>	High	106	Northern Illinois	102	Minnesota
	Low	57	Michigan	53	Northern Illinois
<b>FG Made</b>	High	41	Northern Illinois	38	Oregon
	Low	19	Indiana	21	Wisconsin
<b>FG Att.</b>	High	78	Minnesota	71	Minnesota
	Low	51	Indiana/Wisconsin	51	Ohio State
<b>FG%</b>	High	.579	Northwestern	.559	Oregon
	Low	.356	Michigan	.300	Western Illinois/Wisconsin
<b>3-FG Made</b>	High	17	North Carolina	17	Minnesota
	Low	2	Wisconsin	2	Northern Illinois
<b>3-FG Att.</b>	High	43	Nebraska	43	Minnesota
	Low	14	Minnesota	15	3x, last by Illinois
<b>3-FG%</b>	High	.632	Wisconsin	.500	Gonzaga
	Low	.100	Wisconsin	.133	Northern Illinois
<b>FTM</b>	High	27	Minnesota	25	Minnesota
	Low	3	Illinois	1	Purdue
<b>FTA</b>	High	38	Minnesota	35	Indiana
	Low	6	Maryland/Illinois	3	Purdue
<b>FT% (min. 10)</b>	High	.833	Iowa State	.862	Minnesota
	Low	.538	Gonzaga	.333	Rutgers
<b>Off. Reb.</b>	High	27	Minnesota	20	Northern Illinois/Michigan State
	Low	5	Minnesota	2	Ohio State
<b>Def. Reb.</b>	High	44	Western Illinois	33	Gonzaga/Illinois
	Low	20	Illinois	17	N.C. Central
<b>Total Reb.</b>	High	57	Western Illinois	49	Gonzaga
	Low	32	Michigan	27	Northwestern
<b>Assists</b>	High	29	Northern Illinois	25	Gonzaga
	Low	4	Michigan	8	Ohio State
<b>Steals</b>	High	12	Northern Illinois/Nebraska	11	Rutgers
	Low	2	3x, last vs. Wisconsin	3	7x, last by Nebraska
<b>Blocks</b>	High	10	Wisconsin	8	Rutgers
	Low	0	Ohio State	1	3x, last by Illinois
<b>Turnovers</b>	High	16	Penn State	20	Nebraska
	Low	5	3x, last at Ohio State	5	Wisconsin
<b>Fouls</b>	High	25	Indiana	28	Southern/Michigan State
	Low	9	Northern Illinois	10	Maryland

GAME-BY-GAME SPECIALTY STATS					
Date	Opponent	Pts. Off	Pts. in	2nd	Bench
		TO's	Paint	Chance	Points
11/25	N.C. Central	22	38	27	43
11/27	Southern	28	38	6	27
12/3	Western Illinois	19	46	16	45
12/8	#16 N. Carolina	23	30	21	13
12/11	Iowa State	26	44	15	36
12/13	Northern Illinois	20	58	22	48
12/19	#1 Gonzaga	17	50	6	25
12/22	Purdue	20	22	7	14
12/25	at Minnesota	12	32	22	16
12/29	#19 Northwestern	13	24	13	15
1/2	at #14 Rutgers	12	28	13	24
1/7	at Maryland	20	44	8	33
1/10	#16 Minnesota	6	34	3	9
1/17	at Northwestern	12	30	12	36
1/21	Indiana	12	36	17	20
1/29	at #19 Illinois	18	40	16	12
2/2	Michigan State	13	42	18	39
2/4	#7 Ohio State	10	30	12	26
2/7	at Indiana	5	18	6	5
2/10	#25 Rutgers	15	22	21	19
2/13	at Michigan State	13	28	10	29
2/18	at #21 Wisconsin	8	26	10	15
2/21	Penn State	17	28	15	12
2/25	at #3 Michigan	5	26	3	8
2/28	at #4 Ohio State	15	32	4	15
3/4	Nebraska	25	40	14	45
3/7	#25 Wisconsin	3	38	8	21
3/12	vs. Wisconsin	11	38	8	10
3/13	vs. #3 Illinois	6	24	7	12
3/20	vs. Grand Canyon	7	32	8	26
3/22	vs. Oregon	17	38	15	27
<b>AVG.</b>		<b>14.5</b>	<b>34.0</b>	<b>12.3</b>	<b>23.4</b>

**IOWA AND OPPONENT INDIVIDUAL HIGH PERFORMANCES**

CATEGORY	IOWA	OPPONENTS
<b>Points</b>	41	Luka Garza vs. Southern 30
<b>Field Goals Made</b>	14	Luka Garza vs. Southern/Oregon 11
<b>Field Goals Attempted</b>	27 (11-27)	Luka Garza at Minnesota 19 (5-19)
<b>Field Goal Percentage (min. 5 made)</b>	.933 (14-15)	Luka Garza vs. Southern .800 (8-10)
<b>3-Point Field Goals Made</b>	8 (8-12)	Jordan Bohannon vs. Nebraska 8 (8-10)
<b>3-Point Field Goals Attempted</b>	16 (7-16)	Jordan Bohannon vs. North Carolina 10
<b>3-Point Field Goals Pct. (min. 5 made)</b>	.857 (6-7)	Luka Garza vs. Iowa State .800 (8-10)
<b>Free Throws Made</b>	10 (10-12)	Luka Garza vs. Southern 9 (9-10)
<b>Free Throws Attempted</b>	14	Luka Garza vs. Michigan State 10 (9-10)
<b>Free Throw Pct. (min. 7 made)</b>	.900 (9-10)	Joe Wieskamp vs. GCU .900 (9-10)
<b>Offensive Rebounds</b>	11	Luka Garza at Minnesota 6
<b>Defensive Rebounds</b>	12	Luka Garza vs. Wisconsin 13
<b>Total Rebounds</b>	17	Luka Garza at Minnesota 18
<b>Assists</b>	14	Jordan Bohannon vs. Minnesota 9
<b>Steals</b>	6	Joe Toussaint at Maryland 4
<b>Blocks</b>	4	4x, last by Keegan Murray vs. GCU 4
<b>Turnovers</b>	6	Joe Wieskamp vs. Penn State 8

**Season Bests**

<b>Player</b>	<b>Points</b>	<b>3-Pointers</b>	<b>Rebounds</b>	<b>Assists</b>	<b>Blocks</b>	<b>Steals</b>
Austin Ash	6, N. Illinois	2, N. Illinois	2, Nebraska	1, twice	---	1, N. Illinois
Michael Baer	2, Nebraska	---	1, N. Illinois	---	1, N. Illinois	1, Nebraska
Jordan Bohannon	26, Nebraska	8, Nebraska	7, Indiana	14, Minnesota	---	2, three times
CJ Fredrick	23, Minnesota	5, twice	3, Northwestern	6, Southern	1, four times	2, North Carolina
Luka Garza	41, Southern	6, Iowa State	17, Minnesota	5, Ohio State	4, three times	3, twice
Connor McCaffery	16, Michigan St	4, Michigan St	8, Michigan	10, Maryland	1, Southern	3, Wisconsin
Patrick McCaffery	19, Nebraska	3, Nebraska	6, twice	3, twice	2, twice	2, twice
Keegan Murray	14, Rutgers	2, twice	12, Wisconsin	2, twice	4, GCU	3, twice
Kris Murray	4, Nebraska	---	2, three times	1, Michigan St	1, NC Central	1, N. Illinois
Jack Nunge	18, three times	4, Ohio State	11, Michigan St	6, Michigan St	4, Illinois	1, seven times
Josh Ogundele	4, Nebraska	---	2, three times	---	---	---
Tony Perkins	5, Oregon	1, Oregon	7, N. Illinois	3, Nebraska	1, Michigan St	2, N. Illinois
Joe Toussaint	14, Gonzaga	1, three times	5, Northwestern	7, twice	1, W. Illinois	6, Maryland
Ahron Ulis	6, Southern	---	3, twice	4, three times	1, Oregon	1, Nebraska
Joe Wieskamp	26, Rutgers	5, four times	12, Indiana	5, three times	1, ten times	3, twice

**Career Bests**

<b>Player</b>	<b>Points</b>	<b>3-Pointers</b>	<b>Rebounds</b>	<b>Assists</b>	<b>Blocks</b>	<b>Steals</b>
Austin Ash	9, Savannah St., '18	3, Savannah St., '18	2, three times	2, Savannah St., '18	---	2, Indiana
Michael Baer	3, twice	1, Savannah St., '18	3, Kennesaw St, '19	---	1, N. Illinois, '20	1, Nebraska, '21
Jordan Bohannon	30, UAB, '17	8, twice	7, twice	14, Minnesota, '21	1, Nebraska '17	6, Pitt, '18
CJ Fredrick	23, Minnesota, '20	5, three times	5, Oral Roberts, '19	6, Southern, '20	1, nine times	2, five times
Luka Garza	44, Michigan, '19	6, Iowa State, '20	18, twice	5, Ohio State, '21	5, twice	4, Purdue, '20
Connor McCaffery	19, UConn, '18	3, twice	13, Michigan, '20	10, Maryland, '21	1, seven times	3, six times
Patrick McCaffery	19, Nebraska, '21	3, Nebraska, 21	6, twice	3, twice	2, twice	2, twice
Keegan Murray	14, Rutgers, '21	2, twice	12, Wisconsin, '21	2, twice	4, GCU, '21	3, twice
Kris Murray	4, Nebraska, '21	---	2, three times	1, Michigan St, '21	1, NC Central, '20	1, N. Illinois, '20
Jack Nunge	18, four times	4, Ohio State, '21	11, Michigan St, '21	6, Michigan St, '21	4, twice	4, Chicago St, '17
Josh Ogundele	4, Nebraska, '21	---	2, three times	---	---	---
Tony Perkins	5, Oregon, '21	1, Oregon, '21	7, N. Illinois, '20	3, Nebraska, '21	1, Michigan St, '21	1, N. Illinois, '20
Joe Toussaint	18, Penn State, '20	2, three times	8, Cal Poly, '19	8, Penn State, '20	1, W. Illinois, '20	6, Maryland, '21
Ahron Ulis	6, Southern, '20	---	3, twice	4, three times	1, Oregon	1, Nebraska, 21
Joe Wieskamp	30, Nebraska, '20	6, Illinois, '18	12, Indiana	5, three times	2, three times	5, Michigan, '19



*Capacity crowds at the 15,056-seat Carver-Hawkeye Arena are the norm in Iowa City. Iowa has ranked in the Top 30 in national attendance each of the past eight seasons (2021 season not included due to COVID attendance restrictions).*

**2020-21 IOWA HAWKEYE FINAL NOTES**

- Iowa has won an NCAA Tournament game each of its last four tournament appearances.
- Luka Garza became the program's first consensus National Player of the Year. Garza earned the top individual prize in college basketball by seven of the top organizations/publications: John R. Wooden, Naismith, Oscar Robertson, NABC, Associated Press, Lute Olson, and Sporting News. He was also honored with the Senior CLASS Award, recognizing excellence on the basketball court, the classroom, and in the community.
- Luka Garza, the most decorated player in program history, became a two-time Big Ten, USBWA District VI, and National Player of the Year, Kareem Abdul-Jabbar Center of the Year, Pete Newell Big Man of the Year, consensus unanimous first-team All-America and All-Big Ten honoree.
- Junior Joe Wieskamp was the only Division I player in the country with 400+ points, 200+ rebounds, 70+ 3-pointers, and 25+ steals in 2020-21.
- Iowa earned a No. 2 seed in the 2021 NCAA Tournament, matching its highest seed ever in history (No. 2 seed in the 1987 Tournament).
- The Hawkeyes won seven of their last eight regular season games.
- Iowa held eight of its final 13 opponents to fewer than 70 points.
- True freshman Keegan Murray was one of only five players nationally -- and only bench player -- to amass 200+ points, 35+ blocks, 25+ steals, and 15+ 3-pointers in 2020-21.
- The Hawkeyes went wire-to-wire inside the AP Top 15 for the first time since the 1988-89 season, including ascending as high as No. 3. Iowa began the season ranked No. 5 in the AP Poll and finished the regular season ranked fifth, which is the program's highest ranking the first week of March since being ranked fifth on March 5, 1956.
- Iowa's 14 league wins are its highest total in a season since 1987 (14).
- Iowa won eight games against AP Top 25 opponents this season, tying Kansas and Illinois for second most in the country in 2020-21. The Hawkeyes have won a combined 15 contests against ranked opponents over the last two seasons, the most in the country.
- Iowa won 10 Big Ten games by double digits, the most in a season in five years (10 in 2016).
- Iowa broke three school single season records in 2020-21: fewest turnovers per game (9.5), assist-to-turnover ratio (2.02), and 3-pointers made (301).
- Luka Garza ranked first in the NCAA in total points (747), second in points per game (24.1 ppg), and 11th in double-doubles (13). He scored 613 points against AP Top 25 teams, the most of any player since the start of the 2019-20 season.
- Jerry West Award Finalist Joe Wieskamp is the first junior in school history with 1,250+ points, 550+ rebounds, 175+ 3-pointers, 100+ assists, and 75+ steals. He made five 3-pointers in six games in 2020-21, second most of any player from a major conference.
- It was announced on March 7, 2021, that Luka Garza's No. 55 will be retired from the University of Iowa.
- Luka Garza became the program's all-time leading scorer versus Penn State (Feb. 21), surpassing the late-great Roy Marble. Garza reached Marble's 32-year old all-time benchmark 15 games faster than Marble (119 games).
- Luka Garza is the first and only student-athlete in Big Ten history to accumulate 2,250 points, 900 rebounds, 150 blocked shots, and 100 3-pointers.
- Iowa ranked first in the Big Ten in scoring offense for the second straight season; Iowa's 83.7 points per game average in 2021 is its highest since the 1988-89 season (89.6).
- Iowa advanced to the semifinals of the Big Ten Tournament for the first time in 15 years.
- Iowa has won 14 home games each of the last three seasons. The Hawkeyes have averaged just over 13 home victories since Fran McCaffery's arrival in Iowa City in 2011.
- Fran McCaffery has guided Iowa to 20+ wins seven of the last nine seasons and fifth place or better finishes in the Big Ten five of the last seven years.

**HAWKEYES SPLIT TWO GAMES IN NCAA TOURNAMENT**

Iowa beat No. 15 seed Grand Canyon (86-74) in the first round of the NCAA Tournament in Indianapolis. The Hawkeyes then fell to seventh-seeded Oregon (95-80), who advanced to play Iowa after a no-contest versus VCU was decided (COVID-19 protocols).

- Four Hawkeyes scored in double digits versus Grand Canyon: Luka Garza (24), Joe Wieskamp (16), Keegan Murray (13), and Jordan Bohannon (13).
- The 86 points Iowa scored against Grand Canyon are the most for the Hawkeyes in an NCAA Tournament game since scoring 98 versus Texas in first round in 1992.
- Keegan Murray totaled 13 points, seven rebounds, four blocked shots, three assists and one steal. No Hawkeye has posted that stat line in any NCAA Tournament game.
- Joe Wieskamp finished the contest with 16 points, eight rebounds and five assists. The only other Hawkeye to post those numbers in an NCAA Tournament game is James Moses versus Texas in the Round of 64 in 1992.
- Iowa's bench of Keegan Murray, Patrick McCaffery, Joe Toussaint, and Tony Perkins totaled 26 points, 12 rebounds, and four blocked shots.
- Luka Garza poured in 36 points in his final game in Iowa's 95-80 loss to Oregon. The 36 points were the most points scored by any player in the 2021 NCAA Tournament and most by a Hawkeye in an NCAA Tournament game in 65 years (36, Bill Logan vs. Temple, 3/22/56). Garza tallied double figures in scoring for the 100th time in career.
- Garza reached the 30-point plateau an NCAA-best eight times this season. Additionally, he topped 30 points 13 career times, tying John Johnson for the most in program history.
- Garza was 14-of-20 from the floor against the Ducks. His 14 field goals made equaled his second highest total in a single game in his career (17 at Michigan, Dec. 6, 2019).
- Joe Wieskamp netted 17 points, scoring 15+ points for the 18th time in 2020-21. He also was credited with five assists, tying a career high set last game versus Grand Canyon. Wieskamp made three 3-pointers, marking the 13th time this season and 31st time in his career that the junior made three or more triples.
- Joe Wieskamp, Luka Garza, and Jordan Bohannon became Iowa's highest scoring trio on the same team in school history. The trio increased their career point total to 5,227 points, surpassing the trio of Ed Horton, B.J. Armstrong, and Roy Marble (5,193 points).

**2021 LUKA GARZA AWARDS/SUPERLATIVES**

- Consensus National Player of the Year (John R. Wooden, Naismith, Oscar Robertson, NABC, Associated Press, Lute Olson, *Sporting News*)
- Big Ten Men's Basketball Player of the Year
- USBWA District VI Player of the Year
- Consensus unanimous First Team All-America
- Kareem Abdul-Jabbar Center of the Year and Pete Newell Big Man of the Year
- Senior CLASS Award
- Three-time B1G Player of the Week (Nov. 30, Dec. 14, Feb. 22)
- Ranks seventh in Big Ten history with 2,306 career points
- Only Big Ten player in history with 2,250 points and 900 rebounds
- Broke Iowa's all-time scoring record on Feb. 21 versus Penn State
- 30-point performance at No. 21 Wisconsin, was his sixth against an AP Top 25 opponent in his career. Over the last 25 seasons, the only player to have more 30-point games against ranked opponents is Duke's Jay Williams (7).
- Averaged 24.1 points and 8.7 rebounds per game in 2020-21 after averaging 23.9 points and 9.8 rebounds in 2019-20. Garza is just the third Big Ten player in the last 50 years to average 23 points and eight rebounds in consecutive seasons, joining Purdue's Glenn Robinson (1992-93 & 1993-94) and Michigan's Henry Wilmore (1970-71 & 1971-72).
- Reached 2,000 points in 113 games, faster than any other Big Ten player over the last 25 years. The only Big Ten player to reach the milestone faster was Wisconsin's Michael Finley, who accomplished the feat in 107 games.

- One of only three players in the nation to shoot at least 55 percent on FGAs and 44 percent on 3FGAs, with at least 40 made 3-pointers; Garza has attempted more than 100 field goal attempts than the other two players (Corey Kispert & Matthew Hurt).
- Iowa's all-time scoring leader in Big Ten regular season games with 1,399 points. Garza tallied 437 points in 20 Big Ten games this season; 496 in 20 games in 2019-20; 243 in 19 contests in 2018-19; and 223 in 18 games in 2017-18.
- Only Hawkeye in program history with two 700-point and four 400-point seasons.
- Accounts for nine of the 12 27-point/10-rebound games in the Fran McCaffery era.
- Tallied 18 points against Northwestern (Dec. 29), halting his streak of scoring 20+ points at 18 straight Big Ten games, dating back to last season. His 18-game streak is the longest by any player against a Big Ten team in over three decades.
- Reached the 30-point plateau an NCAA-best eight times in 2020-21. Garza has topped 30 points 13 career times, tying John Johnson for the most in school history. Garza tallied 20+ points an NCAA-best 22 times in 2020-21.
- Shot 70 percent or better from the field in six games in 2020-21, including 80 percent or better four times (93% vs. Southern; 93% vs. Iowa State; 80% vs. Northern Illinois; 80% at Rutgers).
- Named Big Ten Player of the Week three times in 2020-21 (Nov. 30, Dec. 14, Feb. 22). Garza averaged 24.3 points, 8.3 rebounds, and 1.7 blocks in wins over No. 16 North Carolina, Iowa State, and Northern Illinois. He averaged 33.5 points, 9.5 rebounds, and 3.0 blocks in victories over N.C. Central and Southern. Garza averaged 26.5 points, 9.5 rebounds, two assists and one block in wins over No. 21 Wisconsin and Penn State.
- He is one of two players in program history to score 40 points or more in two games.
- Tallied 102 points in three games; that is the most points by any Division I player over his first three games of a season since Davidson's Stephen Curry had 106 in 2008-09.
- Garza is the only Division I player in the last 25 years to score 100+ points on 75 percent shooting over any 3-game span. The last NBA player to accomplish that over a 3-game span was Shaquille O'Neal in January, 1996.
- Torched Southern University for 41 points, nine rebounds, and three blocks. Garza netted 36 first-half points, which is believed to be the most points scored by a Hawkeye in a half in program history. In the first half, Garza made all 12 field-goal attempts and was 10-of-12 from the free throw line.
- His 41 points are the most scored by a Hawkeye in a single-game in Carver-Hawkeye Arena history (1983), besting 36 scored by Adam Haluska (2006) and Rob Griffin (2000). The arena record is 45 points by Brian Quinnett of Washington State in a neutral site contest contested against Loyola Marymount (1986).
- Finished the Southern contest with a .933 field goal percentage (14-of-15), including a perfect 1.000 (3-of-3) from 3-point range, which is the best single-game mark by a Big Ten player since 1984 (Minnesota's Tommy Davis, 15-of-16, at Indiana).

#### **GARZA BECOMES TWO-TIME NATIONAL PLAYER OF THE YEAR**

Senior Luka Garza was named National Player of the Year and a unanimous first-team All-American by Sporting News for the second straight season.

Garza is the sixth men's basketball player to be named National Player of the Year by Sporting News in consecutive seasons (2020-21) and first since Michael Jordan (1983-84). Other consecutive winners include Bill Walton (1969-70), Bill Bradley (1964-65), Jerry Lucas (1961-62), and Oscar Robertson (1958-60). Kareem Abdul-Jabbar won it twice, in 1967 and 1969, but his reign was interrupted by Elvin Hayes' tremendous 1968 season.

#### **GARZA'S #55 TO BE RETIRED**

Luka Garza's number 55 will never be worn again by an Iowa men's basketball player. The announcement was made by Henry B. and Patricia B. Tippie Director of Athletics Chair Gary Barta at the conclusion of Iowa's win over No. 25 Wisconsin on March 7.

#### **HIGHEST SCORING TRIO IN SCHOOL HISTORY**

Iowa had three 1,000-point scorers on its 2020-21 roster: Luka Garza (2,306), Jordan Bohannon (1,638), and Joe Wieskamp (1,283). It marked the fifth time in program history that three 1,000-point scorers were on the same team: 1987-88 (Roy Marble, B.J. Armstrong, Jeff Moe); 1988-89 (Roy Marble, B.J. Armstrong, Ed Horton); 1995-96 (Jess Settles, Kenyon Murray, Chris Kingsbury); 2004-05 (Jeff Horner, Greg Brunner, Pierre Pierce).

Iowa's 2020-21 trio (5,227 points) is the highest trio in school history, surpassing the 1988-89 trio of Marble, Armstrong, and Horton (5,193 points) in its final game of 2020-21.

#### **5 HAWKEYES GARNER POSTSEASON ALL-BIG TEN RECOGNITION**

Five Hawkeyes earned postseason recognition by the Big Ten: Luka Garza, Joe Wieskamp, Jordan Bohannon, CJ Fredrick, and Keegan Murray.

Garza was named Player of the Year and a unanimous first team honoree for the second year in a row. Wieskamp was a second-team all-conference honoree, Murray was selected to the five-player All-Freshman Team, while Bohannon and Fredrick earned honorable mention recognition.

Garza became the first Hawkeye to earn the prestigious honor twice, since the award was introduced by the Big Ten Conference in 1985, and the third player in the history of the league to win the award in consecutive seasons (Ohio State's Jim Jackson, 1991-92; Michigan State's Mateen Cleaves, 1998-99).

Head coach Fran McCaffery has coached a first-team All-Big Ten honoree in six of the last eight seasons, the most over an eight-year span since 1955-62. Garza (2020 and 2021) joins Devyn Marble (2014), Aaron White (2015), Jarrod Uthoff (2016), and Peter Jok (2017) as first team selections.

Garza averaged 21.9 points per game during the 20-game conference schedule, becoming the third player since 1990 to lead the league in scoring in consecutive seasons (Michigan State's Steve Smith and Evan Turner of Ohio State). He is the first Hawkeye to average 20+ points per game in consecutive seasons (23.9 in 2020 and 23.7 in 2021) since Sam Williams in 1967 (22.6) and 1968 (25.3).

Garza broke the school's 32-year old scoring record held by Roy Marble on Feb. 21, 2021. His 2,306 points rank seventh best in Big Ten history. Garza is tops at Iowa in league scoring (1,399), field goals made (870), field goal attempts (1,594), 40-point games (2), and 30-point games (13); second in rebounds (931); fourth in double-doubles (34); fifth in blocks (154); sixth in free throw makes (446); and 16th in 3-pointers made (120).

Wieskamp ranked second on the team in points per game (14.8) and rebounds per contest (6.6). The Muscatine, Iowa, native ranked fourth in the Big Ten in 3-pointers made per game (2.35) and seventh in defensive rebounds per game (5.45). He led all players in 3-point accuracy, making 49.5 percent of his attempts (51-of-103) in Big Ten play. Wieskamp scored in double figures 27 times in 2020-21. He made a season-high five 3-pointers six times this season, second most by a major conference player in 2020-21.

Bohannon ranked first in the Big Ten in 3-point accuracy (.390), second in assist-to-turnover ratio (3.07) and 3-pointers made per game (2.58), and fifth in assists per game (4.4). He is Iowa's all-time leader in assists (639), 3-pointers made (364), free throw percentage (.887) and games played (143). His 364 triples are second most in Big Ten history. The native of Marion, Iowa, is one of only four Division I players since the 1992-93 season to amass more than 600 assists and 350 3-pointers.

Fredrick ranked fourth on the team in scoring (7.5 ppg) and 3-pointers (36) in 2020-21. He owned a 5.2 assist-to-turnover ratio, totaling 52 assists and only 10 turnovers.



Murray is the 10th Hawkeye to be voted to the five-player All-Freshman Team since the honor was first introduced in 2003. Murray, a Cedar Rapids, Iowa, native is the eighth rookie to be recognized on the All-Freshman Team under Fran McCaffery and the fifth in five years (Jordan Bohannon and Tyler Cook in 2017; Joe Wieskamp in 2019; CJ Fredrick in 2020).

Murray was the team's leading scorer (7.8) and rebounder (5.5) off the bench in conference play. Murray was second on the team in total steals (26) and ranked 11th overall in the Big Ten in blocks per game (1.3). He netted double figures eight times. He became the first Hawkeye to stuff the stat sheet with the following in an NCAA Tournament game: 13 points, seven rebounds, four blocked shots, three assists, and one steal versus Grand Canyon.

#### **VALUING THE BASKETBALL**

Iowa ranked first in the nation in assist-to-turnover ratio (2.02). The Hawkeyes had two players ranked high nationally in assist-to-turnover ratio. Connor McCaffery was fourth in the country with a 3.73 ratio (112 assists; 30 turnovers), while Jordan Bohannon was 13th with a 3.07 ratio (135 assists; 44 turnovers).

Iowa had teammates who recorded 10-assist/0-turnover games in consecutive games in 2020-21. Connor McCaffery and Jordan Bohannon were the first Division I duo from the same team to accomplish the feat in the last 10 years. McCaffery had 10 assists and zero turnovers at Maryland, while Jordan Bohannon was credited with 14 assists and zero turnovers versus Minnesota.

#### **HAWKEYE FASTBREAKS**

- The Hawkeyes posted 28 runs of 10-0 or better in 2020-21.
- Iowa's Luka Garza (24.1) and Joe Wieskamp (14.8) combined to average 38.9 points per game, the fifth highest scoring duo in the country and second highest from a major conference: Oral Roberts (43.2), South Dakota (40.6), Detroit Mercy (39.6), LSU (39.3).
- Iowa amassed 12 combined Quad 1 (7) and Quad 2 (5) wins.
- Fran McCaffery is one of four coaches to record multiple regular season sweeps of Michigan State during Tom Izzo's tenure (Steve Fisher, John Beilein, and Matt Painter).
- The Hawkeyes have won 10 or more Big Ten games six of the last seven seasons.
- The Hawkeyes ranked second in the country in adjusted offensive efficiency (points scored per 100 possessions).
- Iowa ranked first in the Big Ten and fifth in the country in scoring offense in 2020-21, averaging 83.7 points per game. The Hawkeyes have led the Big Ten in scoring offense each of the last three seasons. Its 83.7 scoring average is the highest by a Hawkeye team since the 1988-89 season (89.6).
- Iowa is 109-26 when scoring 80 points or more, the last 11 seasons. The Hawkeyes are 84-2 when holding opponents to fewer than 61 points, the last 11 years.
- Iowa advanced to the semifinals of the Big Ten Tournament for the first time since 2006.
- Luka Garza is the first Hawkeye since Jeff Horner and Greg Brunner in 2006 to be voted to the Big Ten Men's Basketball All-Tournament Team.
- The Hawkeyes have won 70 of its last 75 nonconference home games, dating back to 2012.
- Iowa earned the No. 3 seed at the 2021 Big Ten Tournament, its second highest seed in the 23-year history of the tournament (No. 2 seed in 2006).
- The Hawkeyes registered their first win at Ohio State (73-57) since 2014. Iowa held the Buckeyes to their lowest scoring output of 2020-21. The 57 points are the fewest Iowa has allowed versus a top-5 team away from home since a 58-57 win at No. 2 Indiana on Feb. 16, 1983.
- No. 9 Iowa's win at No. 4 Ohio State on Feb. 28, was the program's first victory on the road with both teams ranked in the AP Top 10 since No. 9 Iowa won at No. 6 North Carolina on Jan. 7, 1989.

- The Hawkeyes' 102-64 win over Nebraska on March 4 was their largest margin of victory (38 points) in a Big Ten game since a 39-point win over Northwestern in 1995. Iowa's 102-64 triumph over the Huskers are the most points scored and largest margin of victory in the series history.
- Iowa was ranked No. 5 in the final AP Poll of the regular season, its highest ranking the first week of March since being ranked fifth on March 5, 1956.
- Iowa was ranked in the AP Top 10 the first 11 weeks. The last time the Hawkeyes were ranked in the Top 10 11 consecutive weeks was the 1986-87 season.
- The Hawkeyes opened their season with 93+ points in each of their first six games for the first time in program history.
- Iowa's 15-point victory (77-62) is its largest in Madison since a 15-point win over the Badgers in 1988. Iowa's 77 points are the most scored at the Kohl Center since a 79-76 win in 1998.
- Iowa swept the Badgers this season, winning all three meetings.
- Iowa's 88-58 win over Michigan State on Feb. 13, is its largest margin of victory (30 points) ever in East Lansing and the Spartans' worst home defeat in 46 years (1975). Iowa's 88 points are the most scored at Michigan State since 1993 (96-90 OT). The Hawkeyes posted just their second regular season sweep over Michigan State since the 1993-94 season (2015-16). The win was just Iowa's second in its last 23 games in East Lansing (2016).
- Iowa recorded wins at Wisconsin and Michigan State for the first time since 1988.
- Iowa scorched Northwestern for 96 points in its 23-point win on Jan. 17, which are the most points scored by the Hawkeyes in Evanston in 34 years (103 points on March 5, 1987).
- Iowa's 22-point win (89-67) at Maryland on Jan. 7, is the largest margin of victory for either team in the series. The 89 points are the most points Iowa has scored in the 12-game series.
- Iowa's 53-point win over Northern Illinois (106-53) tied the 18th largest margin of victory in program history.
- Iowa's 105 points and 28-point victory on Dec. 11, are the most points scored and the largest margin of victory, respectively, in the 74-game series history with Iowa State.
- The Hawkeyes sank 17 3-pointers against the Tar Heels. The 17 triples were two shy of a school record (19 against Savannah State on Dec. 22, 2018). Additionally, the 17 3-pointers tie for the third most ever against North Carolina.
- Assistant Coach Billy Taylor was named to the class of 2021 for the Illinois Basketball Coaches Association Hall of Fame.
- Luka Garza scored 20+ points in 19 straight games (Jan. 10-Dec. 3, 2020), including 16 straight against Big Ten opponents, breaking the school's 49-year old record. The 16-game streak against Big Ten opponents is the longest streak since Ohio State's Dennis Hopson accomplished the feat in 1987. Garza scored 20+ points in 19-of-20 Big Ten games in 2019-20.
- Jordan Bohannon joined Bob Hansen, Kevin Boyle, and Mark Gannon as the only Hawkeyes to register four victories over the Cyclones in their career.
- Coach Fran McCaffery has coached a first-team All-Big Ten honoree six of the last eight seasons, the most over a eight-year span since 1955-62; Devyn Marble (2014), Aaron White (2015), Jarrod Uthoff (2016), and Peter Jok (2017), and Luka Garza (2020 and 2021).
- As a result of Iowa's win over No. 16 North Carolina, the Hawkeyes have won six of their last eight ACC/Big Ten Challenge games and four straight Challenge home games.
- Fran McCaffery has guided Iowa to 20 wins or more in seven of the last nine seasons. He has led Iowa to Big Ten upper division finishes eight of the last nine years. Iowa, Michigan State, and Wisconsin have each recorded a Big Ten-best eight first division finishes since 2013.
- Iowa has qualified for five NCAA tournaments over the last seven completed seasons (2014-16, 2019, 2021) and eight postseason tournaments over the last nine completed seasons (5 NCAA; 3 NIT).





### **JORDAN BOHANNON HOLDS 4 IOWA ALL-TIME RECORDS**

Jordan Bohannon completed his fifth season as the program's career leader in four statistical categories: assists (639), 3-pointers made (364), games played (143), and free throw percentage (.887, 290-327). His 364 triples are second most in Big Ten history behind Ohio State's Jon Diebler (374) and 102 more than any other Hawkeye.

Bohannon is one of 30 Division I players over the last 25 years to make 75+ 3-pointers in four seasons.

Bohannon made five or more triples in a team-best seven games in 2020-21. He made multiple treys in seven of the last nine contests.

The honorable mention all-conference honoree netted a season-high 26 points, tying a personal best with eight 3-pointers, while posting a staggering +32 in Iowa's triumph over Nebraska (March 4).

Bohannon ranked first in the league in 3-point accuracy (.394) and second in 3-pointers per game (2.58). He is second in the conference in assist-to-turnover ratio (3.07) and fourth in assists (4.4).

Bohannon's 80 3-pointers in 2020-21 are fourth most and his 135 assists are ninth most by a senior in program history.

Eighty percent of his made field goals were 3-pointers (80-of-100). He is one of only three Division I players since the 1992-93 season to amass more than 625 assists and 360 3-pointers.

Bohannon is one of only three Hawkeyes to post four 100-assist seasons (Jeff Horner, Dean Oliver).

He accumulated seven points-assists double-doubles, the most in school history. Bohannon registered a school-record eight games with 10 or more assists.

### **IT AIN'T EASY BEING WIESKY**

Joe Wieskamp is the first Hawkeye junior in school history to amass 1,250+ points, 550+ rebounds, 175+ 3-pointers, 100+ assists, and 75+ steals. He was the only Division I player in the country with 400+ points, 200+ rebounds, 70+ 3-pointers, and 25+ steals in 2020-21.

Wieskamp was one of five finalists for the 2021 Jerry West Shooting Guard of the Year Award. Wieskamp, who ranks ninth in career 3-pointers at Iowa, made five 3-pointers in four of the last 12 games and six contests overall in 2020-21, the second most of any player from a major conference. Wieskamp was on his way to having another stellar outing in the regular season finale against No. 25 Wisconsin (12 points, making all five field goal attempts) before leaving the contest 12 minutes into the game with an ankle injury.

Wieskamp ranked second on the team in scoring (14.8 ppg) and rebounding (6.6 rpg). The native of Muscatine, Iowa, ranked fourth in the league in 3-pointers made per game (2.35) and seventh in defensive rebounds per game (5.45). He led all players in 3-point accuracy, making 49.5 percent of his attempts (51-of-103) in Big Ten play.

The native of Muscatine, Iowa, scored in double figures in 27 of Iowa's 31 games in 2020-21 and 72 career times. He became the 50th player in program history to score 1,000 career points on Jan. 20, 2021.

He was the Big Ten Player of the Week on Feb. 15, after averaging 23.5 points, 8.5 rebounds, two assists, and one steal in a pair of double-digit wins over No. 25 Rutgers (79-66) and Michigan State (88-58). Wieskamp shot a combined 59 percent from the field (16-of-27), including a blistering 71 percent from 3-point range (10-of-14) in the two wins.

In Iowa's 13-point triumph over the Scarlet Knights, Wieskamp led all scorers with 26 points and controlled 10 defensive rebounds. Wieskamp made 64 percent of his total field goal attempts (9-of-14), including 5-of-7 from 3-point territory.

Wieskamp eclipsed 20 points for the second consecutive game in Iowa's 30-point victory at Michigan State on Feb. 13, netting a game-best 21 points and grabbing seven defensive rebounds. The 30-point win was Iowa's largest margin of victory ever in East Lansing and the Spartans' worst home defeat in 46 years. Once again, Wieskamp was dialed in from distance, sinking five of his seven 3-point attempts.

### **GIVE ME THREE OF THESE, PLEASE**

Iowa established a new single-season 3-point field goals made record, sinking 301 to best the previous benchmark of 300 set four seasons ago in 2017. Iowa made 38.6 percent of its attempts (301-of-780), its highest percentage since the 1996-97 season (218-of-543). Iowa's 38.6 percentage from long distance in 2020-21 is impressive considering the Hawkeyes attempted 237 more attempts than the 1997 squad. The school record for 3-point percentage in a single-season is 41.5 percent (188-of-453) in 1987-88; that team attempted 327 fewer 3-point shots.

### **IOWA VS. RANKED TEAMS**

Iowa was 8-5 versus ranked teams in 2020-21. The eight victories tied Illinois and Kansas for third most by any team in the country during the 2020-21 season (Baylor, 11; Oklahoma State, 9). Additionally, the eight wins are the most by a Hawkeye team since 2006 (8).

The Hawkeyes have won 12 of its last 13 home games against AP ranked foes, with the lone loss coming to No. 4 Ohio State on Feb. 4. That loss snapped Iowa's nine-game win streak, the longest such streak in program history during the AP Poll era (since 1948-49).

The Hawkeyes have won 15 games over ranked foes the last two seasons, the most in the country, and 20 games over ranked opponents over the last three seasons, second most in the nation (Michigan State).

### **QUIET CONFIDENCE**

Small forward Keegan Murray, who was named to the five-player All-Big Ten Freshman Team, played with a quiet confidence when his name was called coming off the bench. National Player of the Year Luka Garza tabbed him "Nicholas Baer 2.0."

He ranked fourth on the team in rebounding (5.1), second in blocks (39), and sixth in 3-pointers made (16). He was the team's leading scorer (7.8) and rebounder (5.5) off the bench in league play.

Murray played in all 31 games, including four starts. He was one of only five players nationally -- and only bench player -- to amass 200+ points, 35+ blocks, 25+ steals, and 15+ 3-pointers. Murray scored in double figures seven times as a true freshman.

His 39 blocks tie for fourth most by a freshman in program history. Murray led the team in blocks 12 times and steals five times.

Murray totaled 13 points, seven rebounds, four blocked shots, three assists and one steal in Iowa's first round win over Grand Canyon. No Hawkeye has posted that stat line in any NCAA Tournament game, and the four blocked shots were a career high.

Murray was instrumental in Iowa's victory over No. 25 Wisconsin in the regular season finale; he accumulated 13 points, three blocks, and six rebounds, including three critical offensive boards.

The native of Cedar Rapids, Iowa, scored a personal-best 14 points and led the team in rebounding (9), steals (3), and blocks (3) in a win at Rutgers. Murray was a staggering +30, totaling 12 points, five rebounds, and a game-best two blocks in a triumph at Maryland. Murray's plus-minus was the fourth highest of any Hawkeye in 2020-21 (Patrick McCaffery +39 and Fredrick +33 vs. Northern Illinois, and Jordan Bohannon +32 vs. Nebraska).

The Murray twins are legacy Hawkeyes; their father Kenyon played for head coach Tom Davis for four seasons (1993-96).

### **MCCAFFERY CLIMBING WINS CHART**

Fran McCaffery and the Iowa Hawkeyes have reached the 20-win plateau seven of the last nine seasons. McCaffery and Tom Davis (10) are the only Iowa head coaches to win 20 or more games in at least seven seasons.

Among Iowa's head basketball coaches, McCaffery ranks second in tournament appearances behind Davis (9). Davis is Iowa's all-time winningest coach, while McCaffery is second.



School	1st Mtg.	Last Mtg.	W-L	School	1st Mtg.	Last Mtg.	W-L	School	1st Mtg.	Last Mtg.	W-L
Abilene Christian	1986	1986	2-0	Coe	1905	1921	15-2	Haskall Indians	1909	1909	1-0
Air Force	2005	2005	1-0	Colgate	1990	2006	3-0	Hawai'i	1970	2001	3-0
Alabama	2007	2010	1-1	Colorado	1954	2017	5-3	Hawaii-Hilo	1986	1991	2-0
Alabama-Birmingham	1999	2017	2-0	Colorado College	1949	1950	2-0	Hawaii-Pacific	1986	1986	1-0
<b>Alabama State</b>	<b>2002</b>	<b>2018</b>	<b>3-0</b>	Colorado State	1954	1980	2-2	Highland Park	1903	1913	4-1
Alaska-Anchorage	1987	1987	1-0	Concordia (MO)	1930	1930	0-1	Holy Cross	1976	1976	1-0
Alcorn State	2014	2014	1-0	Connecticut	1996	2018	3-1	Houston	1969	1982	1-1
American-Puerto Rico	1993	1993	1-0	Coppin State	1999	2015	4-0	Howard	2012	2012	1-0
Arizona	1958	1996	5-3	Cornell (IA)	1911	1924	16-4	Idaho	1982	1982	0-1
Arizona State	1981	2007	1-2	Cornell (NY)	1958	2007	3-0	Idaho State	2008	2010	2-0
Arkansas	1966	1999	3-2	Creighton	1922	2011	14-11	<b>Illinois</b>	<b>1908</b>	<b>2021</b>	<b>76-88</b>
Arkansas-Little Rock	1985	1986	2-0	Dartmouth	1988	1994	2-0	Illinois State	1988	1988	0-1
Arkansas-Pine Bluff	2013	2013	1-0	Davidson	1969	2015	2-0	Illinois YMCA	1906	1906	0-1
Arkansas State	1986	1986	0-1	Dayton	1980	2015	2-1	Illinois Wesleyan	1921	1985	3-1
Army	1992	1992	1-0	Delaware	1987	1987	1-0	<b>Indiana</b>	<b>1909</b>	<b>2021</b>	<b>78-106</b>
Ashland (OH)	1971	1971	1-0	Delaware State	2016	2016	1-0	Indiana State	1941	2013	2-0
Augustana (IL)	1902	1946	8-2	Denver	1937	1978	7-0	Iowa National Guard	1905	1913	2-1
Augustana (SD)	1976	1976	1-0	DePaul	1939	2020	2-2	<b>Iowa State</b>	<b>1910</b>	<b>2021</b>	<b>47-27</b>
Austin Peay	1997	1997	1-0	DePauw	1940	1952	4-0	Iowa Wesleyan	1912	1916	3-0
Baylor	1983	2013	1-1	Des Moines College	1903	1903	1-0	IPFW	2011	2011	1-0
Boise State	2011	2011	1-0	Des Moines YMCA	1902	1913	3-5	Ithaca	1949	1949	1-0
Boston College	1975	2009	0-2	Detroit	1941	2001	7-0	Jackson State	1989	1989	1-0
Boston University	1985	2002	3-0	Drake	1909	2017	59-10	Jacksonville	1970	1970	0-1
Bowling Green	1968	1971	3-0	Drexel	1990	1990	1-0	James Madison	1983	1983	1-0
Bradley	1930	2008	6-4	Dubuque YMCA	1902	1902	1-0	Kansas	1902	2000	7-3
Brigham Young	1983	1987	2-0	Duke	1969	2002	1-7	Kansas City AC	1907	1907	0-1
BYU-Hawaii	1995	1995	1-0	Duquesne	1930	1972	2-2	Kansas State	1947	2009	4-4
Brown	1989	2011	2-0	Eastern Illinois	1989	2008	5-0	Kennesaw State	2016	2020	2-0
Bryant	2009	2018	2-0	Eastern Michigan	1993	1993	1-0	Kent	1977	1979	3-0
Bucknell	1998	1998	1-0	Eastern Washington	2004	2004	1-0	Kentucky	1956	2006	3-5
Butler	1924	1992	6-6	East Tennessee State	1991	1996	2-0	Knox	1922	1943	4-0
California	1952	1997	6-4	Evansville	1960	1966	5-2	Lafayette	1988	1988	1-0
Cal-Irvine	1987	1993	2-1	Fairfield	2006	2006	1-0	La Salle	1955	1996	1-1
Cal-Poly	1969	2020	2-0	Farleigh Dickinson	2013	2013	1-0	Lawrence Tech	1950	1950	0-1
Cal State-Northridge	1978	1997	2-0	Florida Atlantic	2003	2003	1-0	Leander-Clarke	1912	1914	3-0
Cal-Santa Barbara	1990	1990	1-0	Florida Gulf Coast	2008	2008	1-0	Lehigh	1986	1994	2-0
Campbell	2011	2011	0-1	Florida State	1988	2015	2-1	Lewis Institute	1906	1911	0-2
Carleton	1911	1948	10-6	Furman	1986	1986	1-0	Liberty	2003	2003	1-0
Carnegie Tech	1950	1950	1-0	Gardner-Webb	2012	2015	2-0	Lombard	1917	1922	2-1
Cedar Rapids YMCA	1908	1908	2-0	George Mason	1985	1985	1-0	Long Beach State	1994	2010	1-1
Centenary	1992	2005	3-0	George Washington	1996	1996	1-0	Long Island	1995	1998	2-0
Central Conn. State	1993	1993	1-0	Georgetown	1980	1980	1-0	<b>Longwood</b>	<b>2014</b>	<b>2014</b>	<b>1-0</b>
Central Arkansas	2011	2011	1-0	Georgia	1989	1998	1-1	Loyola-Chicago	1936	1968	4-3
Central Florida	1989	1989	1-0	Georgia State	1985	2007	2-0	Loyola-Marymount	1956	1987	2-0
Central Michigan	2012	2012	1-0	Georgia Tech	2001	2003	1-1	Loyola-New Orleans	1957	1960	2-0
Charleston Southern	2009	2009	1-0	Gonzaga	1984	2021	2-2	Los Angeles State	1962	1962	1-0
Charlotte	1973	1973	1-0	Grambling State	1997	2017	2-0	Louisiana	2017	2017	0-1
Chaminade	1991	1997	2-0	Grand Canyon	2021	2021	1-0	Louisiana-Monroe	1976	2010	4-1
Chattanooga	2001	2001	1-0	Green Bay	1974	2018	3-0	Louisiana Tech	1992	2010	3-0
Chicago	1905	1946	33-17	Grinnell	1902	1917	18-19	LSU	1964	2002	0-3
Chicago State	1973	2017	5-0	Hamline	1935	1935	1-0	Louisville	1980	2005	2-2
Cincinnati	1960	2020	4-6	Hampton	2014	2014	1-0	Luther	1908	1910	3-0
Citadel	2007	2009	2-0	Hardin-Simmons	1971	1972	2-0	Mankato State	1978	1978	1-0
Clemson	1963	2011	2-1	Harvard	1948	1948	1-0	Marquette	1924	2015	11-7

# SERIES RESULTS VS. ALL OPPONENTS

School	1st Mtg.	Last Mtg.	W-L	School	1st Mtg.	Last Mtg.	W-L	School	1st Mtg.	Last Mtg.	W-L
<b>Maryland</b>	<b>1985</b>	<b>2021</b>	<b>5-7</b>	Omaha	1949	1949	1-0	Stetson	2016	2016	1-0
MD-Baltimore County	1990	1990	2-0	Oral Roberts	1988	2020	2-0	Stony Brook	2013	2013	1-0
MD-Eastern Shore	1992	2008	5-0	Oregon	1950	2021	6-2	Syracuse	1958	2020	3-1
McNeese State	1989	1989	1-0	Oregon State	1958	1984	2-5	Tampa	1986	1986	1-0
Mercer	2002	2002	1-0	Ottumwa	1913	1913	0-1	Temple	1956	2016	3-0
Memphis	1983	2016	2-1	<b>Penn State</b>	<b>1955</b>	<b>2021</b>	<b>32-18</b>	Tennessee	1968	2019	2-3
Miami (OH)	1958	1958	2-0	Pennsylvania	1955	2014	3-1	Tennessee State	2003	2003	2-0
<b>Michigan</b>	<b>1921</b>	<b>2021</b>	<b>65-97</b>	Pepperdine	1965	1995	3-0	Tennessee Tech	1970	2015	2-0
<b>Michigan State</b>	<b>1938</b>	<b>2021</b>	<b>57-76</b>	Pittsburgh	1928	2018	3-5	Texas	1992	2006	2-3
Millikin	1921	1941	4-2	Portland	1987	1987	1-0	Texas State	1989	1989	1-0
Milwaukee	1969	2001	2-0	<b>Portland State</b>	<b>2022</b>	<b>2022</b>	<b>0-0</b>	Texas Tech	2020	2020	1-0
<b>Minnesota</b>	<b>1902</b>	<b>2021</b>	<b>97-108</b>	Prairie View A&M	2009	2009	1-0	Texas A&M-CC	2012	2012	1-0
Minnesota A.C.	1902	1905	1-1	Princeton	1948	1955	2-0	TCU	1947	2017	2-1
Minnesota-Duluth	1973	1973	1-0	Providence	1965	1965	0-1	Texas-El Paso	1966	2014	3-2
Mississippi State	1980	1993	2-0	Puerto Rico-Mayaguez	1998	1998	1-0	Texas Rio Grande Valley	1988	2016	5-0
Mississippi Valley State	1993	1993	1-0	<b>Purdue</b>	<b>1909</b>	<b>2021</b>	<b>77-92</b>	Texas-San Antonio	2005	2009	2-1
Missouri	1908	2004	10-7	Regis	1948	1948	1-0	Texas Southern	1990	2007	5-0
Missouri-St. Louis	1987	1987	1-0	Rider	1987	1987	1-0	Texas Tech	1959	2005	4-1
Monmouth (IL)	1930	1944	4-1	Rice	1998	1998	1-0	Toledo	1938	2007	1-3
Monmouth (NJ)	1989	1989	1-0	Ripon	1943	1943	1-0	Tulsa	2001	2003	2-0
Montana State	1947	2003	2-0	Robert Morris	2006	2006	1-0	UCLA	1951	1991	5-3
Morehead State	1956	1996	3-0	Rockford	1921	1921	1-0	<b>UMKC</b>	<b>2015</b>	<b>2018</b>	<b>2-0</b>
Morgan State	1995	1995	1-0	<b>Rutgers</b>	<b>1989</b>	<b>2021</b>	<b>9-2</b>	U.S. International	1976	1976	1-0
Navy	1983	1988	2-0	Sacred Heart	1912	1912	1-0	Upper Iowa	1902	1922	4-0
<b>Nebraska</b>	<b>1907</b>	<b>2021</b>	<b>22-13</b>	St. Ambrose	1933	1934	2-0	Utah	1965	1965	0-1
Nebraska-Omaha	1981	2016	2-1	St. Bonaventure	1998	1998	1-0	<b>Utah State</b>	<b>1950</b>	<b>2008</b>	<b>2-1</b>
Nevada-Las Vegas	1978	1990	1-3	St. Francis (PA)	1970	1970	1-0	Valparaiso	2003	2006	2-0
Nevada	1962	1981	3-0	St. John's (NY)	1960	1970	1-1	Villanova	1962	2016	1-5
New Mexico	1977	1977	0-1	St. Joseph's (PA)	1912	1986	0-2	<b>Virginia</b>	<b>1997</b>	<b>2016</b>	<b>2-1</b>
New York University	1960	1960	1-0	Saint Louis	1926	2006	11-7	VCU	1975	1980	2-0
North Carolina	1989	2021	4-1	St. Mary's (CA)	1947	1955	3-0	Virginia Tech	2007	2017	0-4
North Carolina AT&T	2011	2011	1-0	San Diego State	2020	2020	0-1	Wabash	1925	1941	2-2
North Florida	2014	2020	2-0	San Francisco	1956	1956	0-1	Wake Forest	1975	2010	0-4
<b>N.C. Central</b>	<b>2009</b>	<b>2021</b>	<b>2-0</b>	San Jose State	1975	1975	0-1	Washington	1956	1967	2-3
UNC-Asheville	2004	2004	1-0	Santa Clara	1987	1987	1-0	Washington (MO)	1929	1957	9-1
UNC-Greensboro	2005	2005	1-0	Savannah State	2016	2018	2-0	Washington State	1964	1964	1-0
UNC-Wilmington	2013	2013	1-0	Seton Hall	1983	2016	1-1	Wayne State	1940	1940	0-1
North Carolina State	1957	2006	3-3	Simpson	1913	1913	0-1	Weber State	1998	1998	1-0
North Dakota	1924	2016	8-0	South Alabama	1999	1999	1-0	West College	1902	1903	2-0
North Dakota State	1933	1933	1-1	South Carolina	1972	1985	3-0	West Virginia	1957	2009	1-1
North Texas	1998	1998	1-0	South Carolina State	2009	2012	2-0	Western Carolina	1995	2018	3-0
Northeastern	1987	1987	1-0	South Dakota	1929	2017	12-0	Western Kentucky	2012	2012	1-0
Northern Colorado	2008	2008	1-0	South Dakota State	1930	2017	7-3	<b>Western Illinois</b>	<b>1944</b>	<b>2021</b>	<b>10-0</b>
Northern Illinois	1974	2021	9-0	South Florida	1992	1992	0-1	<b>Western Michigan</b>	<b>1936</b>	<b>1952</b>	<b>2-2</b>
Northern Iowa	1906	2018	36-10	SE Missouri State	2009	2009	1-0	Western Reserve	1949	1950	2-0
Northern Michigan	1969	1969	1-0	<b>Southeastern Louisiana</b>	<b>2008</b>	<b>2008</b>	<b>1-0</b>	Wichita State	1956	2015	5-5
<b>Northwestern</b>	<b>1905</b>	<b>2021</b>	<b>121-60</b>	Southern	2017	2021	2-0	Wilton	1902	1903	2-0
Northwestern St. (LA)	2006	2006	0-1	Southern California	1954	1984	5-2	<b>Wisconsin</b>	<b>1909</b>	<b>2021</b>	<b>85-85</b>
Notre Dame	1923	2016	6-10	Southern Illinois	1966	1993	3-1	Wisconsin-Eau Claire	1981	1981	1-0
Oakland University	2009	2009	1-0	Southern Utah	2017	2017	1-0	Wyoming	1959	1974	3-2
<b>Ohio State</b>	<b>1915</b>	<b>2021</b>	<b>82-82</b>	SIUE	2010	2020	2-0	Xavier	1938	2013	2-1
Ohio University	1963	2000	5-1	SMU	1956	2002	5-1				
Oklahoma	1952	1987	3-2	Southern Mississippi	1998	2003	2-0				
Oklahoma State	1930	1930	1-0	Stanford	1935	2000	5-3				



<b>American Athletic Conference</b>	<b>Won</b>	<b>Lost</b>	<b>Big East</b>	<b>Won</b>	<b>Lost</b>	<b>Colonial Athletic</b>	<b>Won</b>	<b>Lost</b>
Cincinnati	4	6	Butler	6	6	College of Charleston	0	0
East Carolina	0	0	Connecticut	3	1	Delaware	1	0
Houston	1	1	Creighton	14	11	Drexel	1	0
Memphis	2	1	DePaul	2	2	Elon	0	0
SMU	5	1	Georgetown	1	0	Hofstra	0	0
South Florida	0	1	Marquette	11	7	James Madison	1	0
Temple	3	0	Providence	0	1	UNC Wilmington	1	0
Tulane	0	0	St. John's	1	1	Northeastern	1	0
Tulsa	2	0	Seton Hall	1	1	Towson	0	0
UCF	1	0	Villanova	1	5	William & Mary	0	0
Wichita State	5	5	Xavier	2	1	<b>Totals (1.000)</b>	<b>5</b>	<b>0</b>
<b>Totals (.605)</b>	<b>23</b>	<b>15</b>	<b>Totals (.538)</b>	<b>42</b>	<b>36</b>	<b>Conference USA</b>	<b>Won</b>	<b>Lost</b>
<b>America East</b>	<b>Won</b>	<b>Lost</b>	<b>Big Sky</b>	<b>Won</b>	<b>Lost</b>	UAB	2	0
Albany	0	0	Eastern Washington	1	0	Charlotte	1	0
Binghamton	0	0	Idaho	0	1	Florida Atlantic	1	0
Hartford	0	0	Idaho State	2	0	Florida International	0	0
Maine	0	0	Montana	0	0	Louisiana Tech	3	0
Maryland-Baltimore Co.	2	0	Montana State	2	0	Marshall	0	0
New Hampshire	0	0	Northern Arizona	0	0	Middle Tennessee	0	0
NJIT	0	0	Northern Colorado	1	0	North Texas	1	0
Stony Brook	1	0	Portland State	0	0	Old Dominion	0	0
Vermont	0	0	Sacramento State	0	0	Rice	1	0
UMass Lowell	0	0	Southern Utah	1	0	Southern Mississippi	2	0
<b>Totals (1.000)</b>	<b>3</b>	<b>0</b>	Weber State	1	0	Texas-San Antonio	2	1
<b>Atlantic Coast</b>	<b>Won</b>	<b>Lost</b>	<b>Big South</b>	<b>Won</b>	<b>Lost</b>	UTEP	3	2
Boston College	0	2	Campbell	0	1	Western Kentucky	1	0
Clemson	2	1	Charleston Southern	1	0	<b>Totals (.850)</b>	<b>17</b>	<b>3</b>
Duke	1	7	Gardner-Webb	2	0	<b>Horizon League</b>	<b>Won</b>	<b>Lost</b>
Florida State	2	1	Hampton	1	0	Cleveland State	0	0
Georgia Tech	1	1	High Point	0	0	Detroit	7	0
Louisville	2	2	Longwood	0	0	Green Bay	3	0
Miami	0	0	UNC Asheville	1	0	Illinois-Chicago	0	0
North Carolina	4	1	Presbyterian	0	0	IPFW	1	0
NC State	3	3	Radford	0	0	IUPUI	0	0
Notre Dame	6	10	South Carolina Upstate	0	0	Milwaukee	2	0
Pittsburgh	3	5	Winthrop	0	0	Northern Kentucky	0	0
Syracuse	3	1	<b>Totals (.800)</b>	<b>4</b>	<b>1</b>	Oakland	1	0
Virginia	2	1	<b>Big Ten</b>	<b>Won</b>	<b>Lost</b>	Robert Morris	1	0
Virginia Tech	0	4	Illinois	76	88	Wright State	0	0
Wake Forest	0	4	Indiana	78	106	Youngstown State	0	0
<b>Totals (.403)</b>	<b>29</b>	<b>43</b>	Maryland	5	7	<b>Totals (1.000)</b>	<b>17</b>	<b>0</b>
<b>Atlantic Sun</b>	<b>Won</b>	<b>Lost</b>	Michigan	65	97	<b>Ivy League</b>	<b>Won</b>	<b>Lost</b>
Bellarmine	0	0	Michigan State	57	76	Brown	2	0
Florida Gulf Coast	1	0	Minnesota	98	107	Columbia	0	0
Jacksonville	0	1	Nebraska	22	13	Cornell	3	0
Kennesaw State	2	0	Northwestern	121	60	Dartmouth	2	0
Liberty	1	0	Ohio State	82	82	Harvard	1	0
Libscomb	0	0	Penn State	32	18	Penn	3	1
North Alabama	0	0	Purdue	77	92	Princeton	2	0
North Florida	2	0	Rutgers	10	2	Yale	0	0
Stetson	1	0	Wisconsin	86	84	<b>Totals (.928)</b>	<b>13</b>	<b>1</b>
<b>Totals (.857)</b>	<b>6</b>	<b>1</b>	<b>Totals (.492)</b>	<b>808</b>	<b>832</b>	<b>Metro Atlantic</b>	<b>Won</b>	<b>Lost</b>
<b>Atlantic 10</b>	<b>Won</b>	<b>Lost</b>	<b>Big 12</b>	<b>Won</b>	<b>Lost</b>	Canisius	0	0
Davidson	2	0	Baylor	1	1	Fairfield	1	0
Dayton	2	1	Iowa State	47	27	Iona	0	0
Duquesne	2	2	Kansas	7	3	Manhattan	0	0
Fordham	0	0	Kansas State	4	4	Marist	0	0
George Mason	1	0	Oklahoma	3	2	Monmouth	1	0
George Washington	1	0	Oklahoma State	1	0	Niagara	0	0
La Salle	1	1	Texas	2	3	Quinnipiac	0	0
Massachusetts	0	0	TCU	2	1	Rider	1	0
Rhode Island	0	0	Texas Tech	5	1	St. Peter's	0	0
Richmond	0	0	West Virginia	1	1	Siena	0	0
St. Bonaventure	1	0	<b>Totals (.629)</b>	<b>73</b>	<b>43</b>	<b>Totals (1.000)</b>	<b>3</b>	<b>0</b>
Saint Joseph's (PA)	0	2	<b>Big West</b>	<b>Won</b>	<b>Lost</b>	Bakersfield	0	0
Saint Louis	11	7	Cal Poly	2	0	Cal Poly	2	0
VCU	2	0	Cal State Fullerton	0	0	Cal State Fullerton	0	0
<b>Totals (.638)</b>	<b>23</b>	<b>13</b>	Cal State Northridge	2	0	Cal State Northridge	2	0
			UC Davis	0	0	UC Davis	0	0
			UC Irvine	2	1	UC Irvine	2	1
			UC Riverside	0	0	UC Riverside	0	0
			UC San Diego	0	0	UC San Diego	0	0
			UC Santa Barbara	1	0	UC Santa Barbara	1	0
			Hawai'i	3	0	Hawai'i	3	0
			Long Beach State	1	1	Long Beach State	1	1
			<b>Totals (.912)</b>	<b>11</b>	<b>2</b>			

# IOWA RECORD BY CONFERENCE



<b>Mid-American</b>	<b>Won</b>	<b>Lost</b>	<b>Ohio Valley</b>	<b>Won</b>	<b>Lost</b>	<b>Southland</b>	<b>Won</b>	<b>Lost</b>
Akron	0	0	Austin Peay	1	0	A&M-Corpus Christi	1	0
Ball State	0	0	Belmont	0	0	Abilene Christian	0	0
Bowling Green	3	0	Eastern Illinois	5	0	Central Arkansas	1	0
Buffalo	0	0	Eastern Kentucky	0	0	Houston Baptist	0	0
Central Michigan	1	0	Jacksonville State	0	0	Incarnate Word	0	0
Eastern Michigan	1	0	Morehead State	3	0	Lamar	0	0
Kent State	3	0	Murray State	0	0	McNeese State	1	0
Miami (Ohio)	2	0	SE Missouri State	1	0	New Orleans	0	0
Northern Illinois	9	0	SIUE	2	0	Nicholls State	0	0
Ohio University	5	1	Tennessee-Martin	0	0	Northwestern State (La.)	0	1
Toledo	1	3	Tennessee State	2	0	Sam Houston State	0	0
Western Michigan	2	2	Tennessee Tech	2	0	Southeastern La.	1	0
<b>Totals (.818)</b>	<b>27</b>	<b>6</b>	<b>Totals (1.000)</b>	<b>16</b>	<b>0</b>	Stephen F. Austin	0	0
<b>Mid-Eastern Athletic</b>	<b>Won</b>	<b>Lost</b>	<b>Pacific 12</b>	<b>Won</b>	<b>Lost</b>	<b>Totals (.800)</b>	<b>4</b>	<b>1</b>
Bethune-Cookman	0	0	Arizona	5	3	<b>Southwestern Athletic</b>	<b>Won</b>	<b>Lost</b>
Coppin State	4	0	Arizona State	1	2	Alabama A&M	0	0
Delaware State	1	0	California	6	4	Alabama State	3	0
Florida A&M	0	0	Colorado	5	3	Alcorn State	1	0
Howard	1	0	Oregon	6	2	Arkansas-Pine Bluff	0	0
Maryland-Eastern Shore	5	0	Oregon State	2	5	Grambling State	2	0
Morgan State	1	0	Southern California	5	2	Jackson State	1	0
Norfolk State	0	0	Stanford	5	3	Mississippi Valley State	1	0
North Carolina A&T	1	0	UCLA	5	3	Prairie View A&M	1	0
NC Central	2	0	Utah	0	1	Southern	2	0
Savannah State	2	0	Washington	2	3	Texas Southern	5	0
South Carolina State	2	0	Washington State	1	0	<b>Totals (1.000)</b>	<b>16</b>	<b>0</b>
<b>Totals (1.000)</b>	<b>19</b>	<b>0</b>	<b>Totals (.589)</b>	<b>43</b>	<b>30</b>	<b>The Summit League</b>	<b>Won</b>	<b>Lost</b>
<b>Missouri Valley</b>	<b>Won</b>	<b>Lost</b>	<b>Patroit</b>	<b>Won</b>	<b>Lost</b>	Denver	7	0
Bradley	6	4	American	0	0	Omaha	2	1
Drake	58	10	Army	1	0	North Dakota	8	0
Evansville	5	2	Boston University	3	0	North Dakota State	1	1
Illinois State	0	1	Bucknell	1	0	Oral Roberts	2	0
Indiana State	2	0	Colgate	3	0	South Dakota	12	0
Loyola (Ill.)	4	3	Holy Cross	1	0	South Dakota State	7	3
Missouri State	0	0	Lafayette	1	0	UMKC	2	0
Northern Iowa	36	10	Lehigh	2	0	Western Illinois	10	0
Southern Illinois	3	1	Loyola (Md.)	0	0	<b>Totals (.911)</b>	<b>51</b>	<b>5</b>
Valparaiso	2	0	Navy	2	0	<b>Sun Belt</b>	<b>Won</b>	<b>Lost</b>
<b>Totals (.771)</b>	<b>121</b>	<b>36</b>	<b>Totals (1.000)</b>	<b>14</b>	<b>0</b>	Appalachian State	0	0
<b>Mountain West</b>	<b>Won</b>	<b>Lost</b>	<b>Southeastern</b>	<b>Won</b>	<b>Lost</b>	Arkansas-Little Rock	2	0
Air Force	1	0	Alabama	1	1	Arkansas State	0	1
Boise State	1	0	Arkansas	3	2	Coastal Carolina	0	0
Colorado State	2	2	Auburn	0	0	Georgia State	2	0
Fresno State	0	0	Florida	0	0	Georgia Southern	0	0
New Mexico	0	1	Georgia	1	1	Louisiana	0	1
Nevada	3	0	Kentucky	3	5	Louisiana-Monroe	4	1
San Diego State	0	1	LSU	0	3	South Alabama	1	0
San Jose State	0	1	Mississippi	0	0	Texas-Arlington	0	0
UNLV	1	3	Mississippi State	2	0	Texas State	1	0
Utah State	2	1	Missouri	10	7	Troy	0	0
Wyoming	3	2	South Carolina	3	0	<b>Totals (.769)</b>	<b>10</b>	<b>3</b>
<b>Totals (.542)</b>	<b>13</b>	<b>11</b>	Tennessee	2	3	<b>West Coast</b>	<b>Won</b>	<b>Lost</b>
<b>Northeast</b>	<b>Won</b>	<b>Lost</b>	Texas A&M	0	0	BYU	2	0
Bryant	2	0	Vanderbilt	0	0	Gonzaga	2	2
Central Connecticut State	1	0	<b>Totals (.532)</b>	<b>25</b>	<b>22</b>	Loyola Marymount	2	0
Fairleigh Dickinson	1	0	<b>Southern</b>	<b>Won</b>	<b>Lost</b>	Pacific	0	0
Long Island	2	0	Chattanooga	1	0	Pepperdine	3	0
Merrimack	0	0	Citadel	2	0	Portland	1	0
Mount Saint Mary's	0	0	East Tennessee State	2	0	St. Mary's (CA)	3	0
Sacred Heart	1	0	Furman	1	0	San Diego	0	0
St. Francis, N.Y.	0	0	Mercer	1	0	San Francisco	0	1
St. Francis, Pa.	1	0	UNC Greensboro	1	0	Santa Clara	1	0
Wagner	0	0	Samford	0	0	<b>Totals (.823)</b>	<b>14</b>	<b>3</b>
<b>Totals (1.000)</b>	<b>8</b>	<b>0</b>	Virginia Military	0	0	<b>Western Athletic</b>	<b>Won</b>	<b>Lost</b>
			Western Carolina	3	0	California Baptist	0	0
			Wofford	0	0	Chicago State	6	0
			<b>Totals (1.000)</b>	<b>11</b>	<b>0</b>	Dixie State	0	0
						Grand Canyon	1	0
						New Mexico State	0	0
						Seattle	0	0
						Tarleton State	0	0
						UTRGV	5	0
						Utah Valley	0	0
						<b>Totals (1.000)</b>	<b>12</b>	<b>0</b>



**Abilene Christian (Iowa leads, 2-0)**  
11/30/85 W 92-62 Iowa City, IA  
11/17/13 W 103-41 Iowa City, IA

**Air Force Academy (Iowa leads, 1-0)**  
12/28/04 W 73-63 Iowa City, IA

**Alabama (Series Tied, 1-1)**  
%11/19/06 L 60-72 St. Thomas, VI  
%11/19/10 W 55-47 St. Thomas, VI

**Alabama-Birmingham (Iowa leads, 2-0)**  
\*3/11/99 W 77-64 Denver, CO  
%11/22/17 W 95-85 Caymand Islands

**Alabama State (Iowa leads 3-0)**  
%11/30/01 W 73-64 Iowa City, IA  
11/12/17 W 92-58 Iowa City, IA  
11/21/18 W 105-78 Iowa City, IA

**Alaska-Anchorage (Iowa leads, 1-0)**  
11/28/86 W 91-81 Anchorage, AK

**Alcorn State (Iowa leads 1-0)**  
12/9/14 W 67-44 Iowa City, IA

**American-Puerto Rico (Iowa leads, 1-0)**  
%12/20/92 W 101-47 San Juan, P. Rico

**Arizona (Iowa leads, 5-3)**  
12/7/57 W 80-63 Iowa City, IA  
12/19/60 W 105-64 Iowa City, IA  
%12/26/62 W 57-56 Portland, OR  
%12/29/75 W 82-80 Honolulu, HI  
2/7/87 W 89-80 Tucson, AZ  
12/12/87 L 59-66 Iowa City, IA  
\*3/25/88 L 79-99 Seattle, WA  
\*3/17/96 L 73-87 Tempe, AZ

**Arizona State (ASU leads, 2-1)**  
%12/7/80 L 88-96 Tempe, AZ  
12/17/05 W 62-43 Iowa City, IA  
11/25/06 L 64-67 Tempe, AZ

**Arkansas (Iowa leads, 3-2)**  
%12/29/65 W 77-75 El Paso, TX  
%12/28/85 W 71-52 Honolulu, HI  
\*3/14/85 L 54-63 Salt Lake City, UT  
%12/30/94 L 92-101 Honolulu, HI  
\*3/13/99 W 82-72 Denver, CO

**Arkansas-Little Rock (Iowa leads, 2-0)**  
11/24/84 W 76-47 Iowa City, IA  
%11/25/85 W 108-99# Hilo, HI

**Arkansas-Pine Bluff (Iowa leads, 1-0)**  
12/22/13 W 86-61 Iowa City, IA

**Arkansas State (ASU leads, 1-0)**  
12/6/85 L 62-66 Iowa City, IA

**Army (Iowa leads, 1-0)**  
12/6/91 W 74-39 Iowa City, IA

**Ashland, Ohio (Iowa leads, 1-0)**  
12/8/70 W 82-56 Iowa City, IA

**Augustana, IL (Iowa leads, 8-2)**  
1/17/02 W 22-21 Rock Island, IL  
1/7/04 W 20-12 Rock Island, IL  
1/30/04 L 21-44 Iowa City, IA  
1/21/05 L 20-41 Rock Island, IL  
2/4/05 W 28-24 Iowa City, IA  
1905 W 25-11 Iowa City, IA  
3/2/06 W 28-25 Rock Island, IL  
12/10/21 W 41-16 Iowa City, IA  
1/15/44 W 56-30 Iowa City, IA  
12/1/45 W 87-25 Iowa City, IA

**Augustana, SD (Iowa leads, 1-0)**  
11/29/75 W 111-81 Iowa City, IA

**Austin Peay (Iowa leads, 1-0)**  
12/27/96 W 90-58 Iowa City, IA

**Baylor (Series tied, 1-1)**  
%12/2/83 W 67-44 Iowa City, IA  
&4/4/13 L 54-74 New York, NY

**Boise State (Iowa Leads, 1-0)**  
12/22/11 W 81-72 Iowa City, IA

**Boston College (BC leads, 2-0)**  
%12/30/74 L 81-86 Pullman, WA  
12/02/08 L 55-57 Boston, MA

**Boston University (Iowa leads, 3-0)**  
%12/7/84 W 67-53 Iowa City, IA  
%12/28/85 W 76-71 Pullman, WA  
%11/13/01 W 89-59 Iowa City, IA

**Bowling Green (Iowa leads, 3-0)**  
12/2/67 W 79-73 Iowa City, IA  
12/14/71 W 89-78 Bowling Green, OH  
11/20/09 W 68-46 Iowa City, IA

**Bradley (Iowa leads, 6-4)**  
1/18/30 L 28-35 Iowa City, IA  
12/15/30 L 16-17 Iowa City, IA  
12/5/31 L 19-24 Iowa City, IA  
12/3/32 W 42-29 Iowa City, IA  
2/3/34 W 43-25 Iowa City, IA  
12/5/36 W 33-27 Iowa City, IA  
2/10/73 W 90-73 Peoria, IL  
12/8/75 W 100-96 Peoria, IL  
12/6/76 W 90-77 Iowa City, IA  
%11/23/07 L 56-67 South Padre Island, TX

**BYU (Iowa leads, 2-0)**  
11/27/82 W 91-80 Provo, UT  
12/9/86 W 86-75 Iowa City, IA

**BYU-Hawaii (Iowa leads, 1-0)**  
12/23/94 W 61-57 Laie, HI

**Brown (Iowa leads, 2-0)**  
12/2/88 W 109-61 Iowa City, IA  
12/3/11 W 75-54 Iowa City, IA

**Bryant University (Iowa leads, 2-0)**  
12/5/08 W 61-36 Iowa City, IA  
12/29/18 W 72-67 Iowa City, IA

**Bucknell (Iowa leads, 1-0)**  
12/28/97 W 91-52 Iowa City, IA

**Butler (Series tied, 6-6)**  
12/15/23 W 26-23 Iowa City, IA  
12/18/24 L 22-26 Iowa City, IA  
12/17/25 W 26-24 Iowa City, IA  
1927 L 32-47 Iowa City, IA  
12/18/37 W 36-31 Indianapolis, IN  
12/17/38 L 29-31 Indianapolis, IN  
12/18/39 L 25-32 Indianapolis, IN  
12/20/41 L 35-41 Indianapolis, IN  
12/11/50 L 51-54 Indianapolis, IN  
2/4/52 W 58-57 Iowa City, IA  
12/1/52 W 62-52 Iowa City, IA  
%12/27/91 W 114-92 Tampa, FL

**California (Iowa leads, 6-4)**  
12/27/51 W 69-64 Berkeley, CA  
12/27/52 W 69-60 Iowa City, IA  
12/30/55 L 45-70 Berkeley, CA  
12/19/58 L 52-71 Berkeley, CA  
%12/28/60 W 83-80#### Los Angeles, CA  
12/21/66 W 72-62 Iowa City, IA  
12/22/67 L 73-79 Berkeley, CA  
12/10/76 W 94-73 Iowa City, IA  
12/10/77 W 75-70 Berkeley, CA  
%11/25/96 L 59-75 Maui, HI

**Cal-Irvine (Iowa leads, 2-1)**  
%12/29/86 W 105-103 Long Beach, CA  
%12/5/87 W 124-88 Iowa City, IA  
12/29/93 L 78-86 Irvine, CA

**Cal-Poly (Iowa leads, 2-0)**  
11/30/68 W 91-73 Iowa City, IA  
11/24/19 W 85-59 Iowa City, IA

**Cal-State Northridge (Iowa leads, 2-0)**  
12/3/77 W 66-63 Iowa City, IA  
12/29/96 W 90-65 Iowa City, IA

**Cal-Santa Barbara (Iowa leads, 1-0)**  
%12/2/89 W 85-79 Iowa City, IA

**Campbell (Campbell leads, 1-0)**  
11/23/11 L 61-77 Iowa City, IA

**Carleton (Iowa leads, 10-6)**  
2/9/11 W 25-14 Northfield, MN  
3/2/12 L 9-15 Northfield, MN  
3/8/13 L 20-28 Northfield, MN  
2/13/14 L 16-25 Northfield, MN  
1/23/15 L 19-20 Northfield, MN  
12/12/31 L 26-35 Iowa City, IA  
12/17/32 W 34-19 Iowa City, IA  
12/16/33 W 44-24 Iowa City, IA  
12/10/34 W 36-23 Iowa City, IA  
12/10/35 W 52-27 Iowa City, IA  
12/10/36 W 52-26 Iowa City, IA  
12/9/37 W 44-20 Iowa City, IA  
12/3/38 L 33-37 Iowa City, IA  
12/2/39 W 24-21 Northfield, MN  
12/14/42 W 46-43 Iowa City, IA  
12/1/47 W 82-43 Iowa City, IA

**Carnegie Tech (Iowa leads, 1-0)**  
12/23/49 W 73-42 Iowa City, IA

**Cedar Rapids YMCA (Iowa leads, 2-0)**  
12/7/07 W 69-39 Cedar Rapids, IA  
12/14/07 W 63-12 Iowa City, IA

**Centenary College (Iowa leads, 3-0)**  
1/4/92 W 121-76 Iowa City, IA  
12/19/00 W 72-52 Iowa City, IA  
%12/3/04 W 88-53 Iowa City, IA

**Central Arkansas (Iowa leads, 1-0)**  
12/19/11 W 105-64 Iowa City, IA

**Central Connecticut State (Iowa leads, 1-0)**  
1/2/93 W 104-58 Iowa City, IA

**Central Florida (Iowa leads, 1-0)**  
12/14/88 W 102-68 Iowa City, IA

**Central Michigan (Iowa leads, 1-0)**  
11/12/12 W 73-61 Iowa City, IA

**Chaminade (Iowa leads, 2-0)**  
12/30/90 W 104-64 Chaminade, HI  
%11/27/96 W 67-37 Maui, HI

**Charleston Southern (Iowa leads, 1-0)**  
%11/15/08 W 68-48 Iowa City, IA

**Chicago (Iowa leads, 33-17)**  
3/10/05 L 16-20 Chicago, IL  
2/2/06 L 20-27 Chicago, IL  
12/20/07 L 26-35 Iowa City, IA  
1908 L 12-32 Chicago, IL  
1/28/09 L 10-29 Chicago, IL  
1/17/13 L 8-28 Chicago, IL  
1/17/14 L 13-47 Chicago, IL  
2/16/14 L 13-28 Iowa City, IA  
1/15/15 W 19-18 Chicago, IL  
2/12/16 W 16-15 Iowa City, IA  
1/16/17 L 15-22 Chicago, IL  
2/9/17 W 24-17 Iowa City, IA  
1/5/18 L 20-46 Chicago, IL  
2/23/18 W 29-26 Iowa City, IA  
1/17/19 L 19-31 Chicago, IL  
2/19/19 L 10-22 Iowa City, IA  
1/27/20 W 22-19 Iowa City, IA  
2/10/20 L 18-37 Chicago, IL  
1/22/21 L 17-42 Chicago, IL  
1/31/21 W 17-16 Iowa City, IA  
2/1/22 W 27-17 Chicago, IL  
1/6/23 W 35-23 Chicago, IL  
2/3/23 W 20-12 Iowa City, IA  
2/2/24 L 18-31 Iowa City, IA  
2/16/24 W 21-13 Chicago, IL  
1/19/26 W 18-13 Chicago, IL  
2/27/26 W 32-20 Iowa City, IA  
1926 W 19-13 Chicago, IL  
1927 W 25-23 Iowa City, IA  
1929 W 23-21 Chicago, IL  
1929 W 31-20 Iowa City, IA  
2/6/32 W 43-25 Iowa City, IA  
2/29/32 W 46-28 Chicago, IL  
1/16/33 W 36-32 Chicago, IL  
2/6/33 W 42-12 Iowa City, IA

1/7/35	W	39-29	Iowa City, IA
2/23/35	L	40-41	Chicago, IL
2/15/36	W	33-20	Iowa City, IA
3/2/36	W	47-39	Chicago, IL
2/12/38	W	42-29	Chicago, IL
2/19/38	L	35-38	Iowa City, IA
1/16/39	W	29-19	Iowa City, IA
1/15/40	W	41-27	Chicago, IL
2/3/41	W	58-36	Iowa City, IA
1/5/42	W	53-39	Chicago, IL
2/2/42	W	64-40	Iowa City, IA
2/22/43	W	62-34	Chicago, IL
2/5/44	W	103-31	Iowa City, IA
1/21/46	W	58-32	Chicago, IL
2/2/46	W	68-36	Iowa City, IA

**Chicago State (Iowa leads, 5-0)**

12/1/72	W	101-44	Iowa City, IA
12/18/90	W	93-70	Iowa City, IA
11/14/97	W	105-60	Iowa City, IA
11/11/11	W	96-53	Iowa City, IA
11/10/17	W	95-62	Iowa City, IA

**Cincinnati (Cincinnati leads, 6-4)**

%12/30/59	L	83-96	New York, NY
2/4/61	L	60-77	Cincinnati, OH
12/30/66	W	78-69	Cincinnati, OH
12/18/69	L	105-114	Cincinnati, OH
12/17/70	L	70-73#	Iowa City, IA
1/22/71	L	69-73	Cincinnati, OH
%12/6/80	W	69-64	Tempe, AZ
*3/17/05	L	64-76	Indianapolis, IN
*3/22/19	W	79-72	Columbus, OH
12/21/19	W	77-70	Chicago, IL

**Citadel (Iowa leads, 2-0)**

11/13/06	W	75-53	Iowa City, IA
11/20/08	W	70-48	Charleston, SC

**Clemson (Iowa leads, 2-1)**

12/17/62	W	74-64	Iowa City, IA
%12/18/81	W	80-68	Houston, TX
11/29/11	L	55-71	Iowa City, IA

**Coe College (Iowa leads, 15-2)**

3/4/05	W	50-9	Iowa City, IA
1905	W	65-20	Cedar Rapids, IA
2/17/06	W	43-13	Cedar Rapids, IA
3/3/06	W	70-12	Iowa City, IA
1/12/07	W	49-36	Iowa City, IA
2/16/07	L	31-33	Cedar Rapids, IA
2/15/08	W	42-28	Cedar Rapids, IA
2/27/08	W	38-12	Iowa City, IA
1/21/09	W	48-10	Iowa City, IA
2/9/09	W	36-24	Cedar Rapids, IA
1/10/09	W	32-17	Iowa City, IA
1/10/10	W	51-19	Iowa City, IA
2/3/13	W	42-12	Iowa City, IA
1/8/18	W	25-22	Iowa City, IA
1/1/20	W	39-11	Iowa City, IA
1/2/20	L	21-22	Iowa City, IA
1/6/21	W	33-5	Iowa City, IA

**Colgate (Iowa leads, 3-0)**

%11/30/90	W	80-59	Iowa City, IA
%12/2/95	W	79-59	Iowa City, IA
%11/15/05	W	73-51	Iowa City, IA

**Colorado (Iowa leads, 5-3)**

12/21/53	W	78-72	Iowa City, IA
3/19/55	L	54-75	Kansas City, MO
12/12/55	L	57-60	Boulder, CO
12/1/58	W	67-46	Iowa City, IA
12/14/59	L	68-76	Boulder, CO
12/19/83	W	72-56	Iowa City, IA
12/28/95	W	100-85	Boulder, CO
12/22/17	W	80-73	Sioux Falls, SD

**Colorado College (Iowa leads, 2-0)**

12/4/48	W	77-44	Iowa City, IA
12/1/49	W	76-54	Iowa City, IA

**Colorado State (Series tied, 2-2)**

12/15/53	W	72-55	Iowa City, IA
%12/26/63	L	56-61	Pullman, WA
12/2/78	L	69-72	Fort Collins, CO
12/3/79	W	113-66	Iowa City, IA

**Concordia, MO (Concordia leads, 1-0)**

2/15/30	L	32-41	St. Louis, MO
---------	---	-------	---------------

**Connecticut (Iowa leads, 3-1)**

%11/24/95	W	101-95#	Anchorage, AK
*3/18/99	L	68-78	Phoenix, AZ
%11/11/99	W	70-68	New York, NY
%11/16/18	W	91-72	New York, NY

**Coppin State (Iowa leads, 4-0)**

12/23/98	W	87-73	Iowa City, IA
%12/2/06	W	83-67	Iowa City, IA
12/22/12	W	80-50	Iowa City, IA
11/15/15	W	103-68	Iowa City, IA

**Cornell, IA (Iowa leads, 16-4)**

2/20/11	W	24-10	Iowa City, IA
2/22/12	W	24-10	Iowa City, IA
2/5/13	W	13-3	Mt. Vernon, IA
2/18/13	W	19-16	Iowa City, IA
1/14/14	W	50-13	Iowa City, IA
3/3/14	W	20-13	Mt. Vernon, IA
1/16/15	W	32-16	Iowa City, IA
3/1/15	W	36-22	Mt. Vernon, IA
1/7/15	W	30-12	Iowa City, IA
2/7/16	W	28-19	Mt. Vernon, IA
1/9/16	W	28-13	Iowa City, IA
12/15/17	L	18-38	Iowa City, IA
2/22/19	W	28-6	Iowa City, IA
12/15/19	L	20-22	Iowa City, IA
12/17/19	L	16-24	Iowa City, IA
12/18/19	L	32-35	Iowa City, IA
1/10/21	W	44-13	Iowa City, IA
12/17/21	W	34-14	Iowa City, IA
12/19/22	W	36-19	Iowa City, IA
12/18/23	W	25-15	Iowa City, IA

**Cornell, NY (Iowa leads, 3-0)**

%12/28/57	W	73-68	Buffalo, NY
%12/27/84	W	59-56#	Honolulu, HI
12/30/06	W	65-50	Iowa City, IA

**Creighton (Iowa leads, 14-11)**

12/22/22	L	17-19	Omaha, NE
12/23/22	W	20-17	Omaha, NE
1/2/24	L	13-36	Omaha, NE
1/17/25	L	20-38	Iowa City, IA
1/30/28	W	30-26	Iowa City, IA
1/26/29	W	28-26	Iowa City, IA
2/8/30	W	33-28	Iowa City, IA
12/23/30	W	28-22	Omaha, NE
2/3/33	W	37-30	Iowa City, IA
12/11/48	W	77-38	Iowa City, IA
3/4/50	W	70-46	Iowa City, IA
12/12/60	W	89-71	Iowa City, IA
2/3/62	L	67-68	Iowa City, IA
12/16/63	L	72-77#	Iowa City, IA
12/12/64	W	98-83	Iowa City, IA
12/8/65	W	103-77	Iowa City, IA
12/5/66	L	68-69	Omaha, NE
12/21/68	W	100-73	Iowa City, IA
12/20/69	L	88-97	Iowa City, IA
12/4/70	L	73-98	Omaha, NE
%12/1/90	W	83-77	Iowa City, IA
11/25/98	L	73-75	Iowa City, IA
11/27/99	L	76-85	Omaha, NE
*3/15/01	W	69-56	Long Island, NY
11/20/11	L	59-82	Des Moines, IA

**Dartmouth (Iowa leads, 2-0)**

1/23/88	W	102-87	Iowa City, IA
12/20/94	W	104-65	Iowa City, IA

**Davidson (Iowa leads, 2-0)**

2/1/69	W	76-61	Davidson, NC
*3/22/15	W	83-52	Seattle, WA

**Dayton (Iowa leads, 2-1)**

%12/23/79	W	61-54	Dayton, OH
&3/13/12	W	84-75	Iowa City, IA
%11/26/15	L	77-82	Orlando, FL

**Delaware (Iowa leads, 1-0)**

%12/5/86	W	95-47	Iowa City, IA
----------	---	-------	---------------

**Delaware State (Iowa leads, 1-0)**

12/22/16	W	89-57	Iowa City, IA
----------	---	-------	---------------

**Denver (Iowa leads 7-0)**

12/16/36	W	34-30	Iowa City, IA
12/11/39	W	44-32	Iowa City, IA
1/1/44	W	63-20	Iowa City, IA
12/19/44	W	60-41	Iowa City, IA
12/8/45	W	67-40	Iowa City, IA
12/8/56	W	58-57	Iowa City, IA
12/17/77	W	107-65	Iowa City, IA

**DePaul (Series tied, 2-2)**

12/19/38	W	34-29	Chicago, IL
12/18/1956	L	72-73	Chapel Hill, NC
&3/15/95	W	97-86	Moline, IL
11/11/19	L	78-93	Iowa City, IA

**DePauw (Iowa leads, 4-0)**

2/5/40	W	35-25	Iowa City, IA
1/3/41	W	45-35	Iowa City, IA
12/4/50	W	74-67	Iowa City, IA
12/8/51	W	69-53	Iowa City, IA

**Des Moines College (Iowa leads, 1-0)**

1/29/03	W	NA	Des Moines, IA
---------	---	----	----------------

**Des Moines YMCA (D.M. YMCA leads, 5-3)**

2/14/02	W	42-17	Des Moines, IA
1/30/03	L	21-24	Des Moines, IA
1/15/04	W	23-16	Des Moines, IA
1/27/05	W	24-22	Des Moines, IA
2/18/05	L	25-33	Iowa City, IA
2/23/06	L	27-33	Des Moines, IA
1/18/07	L	26-32	Des Moines, IA
1/2/13	L	10-15	Des Moines, IA

**Detroit Mercy (Iowa leads, 7-0)**

12/21/40	W	37-35	Detroit, MI
12/12/46	W	67-51	Iowa City, IA
2/5/66	W	107-73	Detroit, MI
12/8/79	W	80-57	Detroit, MI
12/1/80	W	98-55	Iowa City, IA
%12/5/98	W	61-60	Iowa City, IA
%12/28/00	W	69-68	Honolulu, HI

**Drake (Iowa leads, 59-10)**

2/22/09	W	36-13	Des Moines, IA
2/4/10	W	26-8	Des Moines, IA
3/1/10	W	43-7	Iowa City, IA
1/21/11	W	30-20	Iowa City, IA
2/23/11	W	23-15	Des Moines, IA
1/29/16	W	31-24	Iowa City, IA
2/15/16	W	22-14	Des Moines, IA
1/24/30	W	25-18	Des Moines, IA
2/22/30	L	25-26	Iowa City, IA
1/5/31	W	21-20	Des Moines, IA
1/4/32	W	24-18	Des Moines, IA
12/12/32	W	52-11	Des Moines, IA
1/30/34	W	39-18	Des Moines, IA
1/3/35	L	25-45	Des Moines, IA
1/4/36	W	35-22	Iowa City, IA
12/11/65	W	66-60	Des Moines, IA
12/18/65	W	69-51	Iowa City, IA
12/10/66	W	90-83	Des Moines, IA
12/17/66	W	83-75	Iowa City, IA
12/16/67	L	65-74	Iowa City, IA
12/14/68	L	74-89	Des Moines, IA
12/22/69	W	101-78	Iowa City, IA
12/12/70	L	70-72	Des Moines, IA
12/30/71	W	89-83	Iowa City, IA
12/27/72	L	80-98	Des Moines, IA
12/4/73	W	70-55	Iowa City, IA
12/3/74	W	86-81	Des Moines, IA
12/23/75	W	77-73	Iowa City, IA
2/10/76	W	71-65	Des Moines, IA
12/4/76	W	86-71	Des Moines, IA
12/21/76	W	82-69	Iowa City, IA
12/30/77	W	89-87	Iowa City, IA
12/9/78	L	69-72	Des Moines, IA
12/23/78	W	112-73	Iowa City, IA
12/29/79	W	77-66	Iowa City, IA
12/13/80	W	90-68	Iowa City, IA
12/30/81	W	60-49	Iowa City, IA
11/29/82	W	68-63	Des Moines, IA
12/21/83	W	66-43	Iowa City, IA
12/3/85	W	55-43	Des Moines, IA
12/13/86	W	69-62	Des Moines, IA
12/1/87	W	70-59	Iowa City, IA
11/29/88	W	96-72	Des Moines, IA
11/28/89	W	68-54	Des Moines, IA



Table with 4 columns: Date, Result, Score, Location. Includes series for Des Moines, IA, Iowa City, IA, and Des Moines, IA.

Drexel (Iowa leads, 1-0)
12/18/89 W 59-50 Iowa City, IA

Dubuque YMCA (Iowa leads, 1-0)
1/16/02 W 36-27 Dubuque, IA

Duke (Duke leads, 7-1)
%12/31/68 L 82-85 New Orleans, LA
\*3/16/91 L 70-85 Minneapolis, MN
\*3/21/92 L 62-75 Greensboro, NC
1/16/93 L 56-65 Durham, NC
12/22/93 L 76-79 Iowa City, IA
%12/27/94 W 81-71 Honolulu, HI
%11/25/95 L 81-88 Anchorage, AK
11/27/01 L 62-80 Chicago, IL

Duquesne (Series tied, 2-2)
12/9/29 W 35-26 Iowa City, IA
12/11/69 W 98-87 Iowa City, IA
12/10/71 L 75-80 Pittsburgh, PA
%11/17/09 L 50-52 Iowa City, IA

Eastern Illinois (Iowa leads, 5-0)
%12/23/88 W 89-71 Chaminade, HI
1/2/94 W 91-52 Iowa City, IA
11/21/99 W 95-79 Iowa City, IA
12/30/03 W 71-62 Iowa City, IA
12/1/07 W 57-45 Iowa City, IA

Eastern Michigan (Iowa leads, 1-0)
%12/21/92 W 103-66 San Juan, P. Rico

Eastern Washington (Iowa leads, 1-0)
%12/5/03 W 70-54 Iowa City, IA

East Tennessee State (Iowa leads, 2-0)
\*3/14/91 W 76-73 Minneapolis, MN
%12/1/95 W 104-58 Iowa City, IA

Evansville (Iowa leads, 5-2)
12/1/59 W 86-84 Evansville, IN
12/3/60 W 83-71 Evansville, IN
12/2/61 L 59-65 Evansville, IN
12/1/62 W 62-57 Evansville, IN
12/7/63 W 75-72 Evansville, IN
12/5/64 L 83-90 Evansville, IN
12/4/65 W 80-73 Evansville, IN

Fairfield (Iowa leads, 1-0)
%12/2/05 W 75-59 Iowa City, IA

Fairleigh Dickinson (Iowa leads, 1-0)
12/9/13 W 92-59 Iowa City, IA

Florida Atlantic (Iowa leads, 1-0)
11/24/02 W 79-52 Iowa City, IA

Florida Gulf Coast (Iowa leads, 1-0)
%11/18/07 W 62-49 Iowa City, IA

Florida State (Iowa leads, 2-1)
\*3/18/88 W 102-98 Los Angeles, CA
12/2/02 L 67-80 Tallahassee, FL
12/2/15 W 78-75# Iowa City, IA

Furman (Iowa leads, 1-0)
12/14/85 W 81-61 Iowa City, IA

Gardner-Webb (Iowa leads, 2-0)
%11/17/12 W 65-56 Iowa City, IA
11/13/15 W 76-59 Iowa City, IA

George Mason (Iowa leads, 1-0)
12/1/84 W 111-82 Iowa City, IA

George Washington (Iowa leads, 1-0)
\*3/15/96 W 81-79 Tempe, AZ

Georgetown (Iowa leads, 1-0)
\*3/16/80 W 81-80 Philadelphia, PA

Georgia (Series tied, 1-1)
%12/3/88 W 102-76 Iowa City, IA
&3/11/98 L 93-100 Iowa City, IA

Georgia State (Iowa leads, 2-0)
12/12/84 W 89-40 Iowa City, IA
12/20/06 W 101-59 Iowa City, IA

Georgia Tech (Series tied, 1-1)
11/28/00 W 85-67 Iowa City, IA
&3/24/03 L 78-79 Iowa City, IA

Gonzaga (Series tied, 2-2)
11/26/84 W 62-40 Iowa City, IA
12/23/85 W 84-64 Spokane, WA
\*3/22/15 L 68-87 Seattle, WA
12/19/20 L 88-99 Sioux Falls, SD

Grambling State (Iowa leads, 2-0)
%12/6/96 W 93-73 Iowa City, IA
11/16/17 W 85-74 Iowa City, IA

Green Bay (Iowa leads, 3-0)
12/29/73 W 74-67# Iowa City, IA
12/2/03 W 82-56 Iowa City, IA
11/1/18 W 93-82 Iowa City, IA

Grinnell (Grinnell leads, 19-18)
11/6/01 W 34-19 Iowa City, IA
2/15/02 W 25-21 Grinnell, IA
2/2/03 L 5-6 Grinnell, IA
2/14/03 L 13-15 Iowa City, IA
12/4/03 W 39-35 Iowa City, IA
1/14/04 W 21-20 Grinnell, IA
1/19/04 L 12-35 Grinnell, IA
1904 W 23-19 Iowa City, IA
1/28/05 L 22-32 Grinnell, IA
2/23/05 W 24-17 Iowa City, IA
3/6/05 L 26-34 Grinnell, IA
1906 W 26-13 Iowa City, IA
2/22/06 L 19-20 Grinnell, IA
3/9/06 W 20-17 Iowa City, IA
1/30/07 W 20-17 Grinnell, IA
2/9/07 L 21-24 Iowa City, IA
1/20/08 W 15-13 Iowa City, IA
2/22/08 L 11-34 Grinnell, IA
3/11/08 L 12-26 Grinnell, IA
2/6/09 L 18-19 Iowa City, IA
2/12/09 L 14-25 Grinnell, IA
1/29/10 W 20-13 Iowa City, IA
2/11/10 L 13-18 Grinnell, IA
2/27/11 L 10-21 Grinnell, IA
3/9/11 W 12-10 Grinnell, IA
2/10/12 L 19-20 Iowa City, IA
1912 L 14-18 Grinnell, IA
1/24/13 L 12-26 Iowa City, IA
2/21/13 L 11-35 Grinnell, IA
1/23/14 L 20-38 Iowa City, IA
2/27/14 W 20-18 Grinnell, IA
1/30/15 L 14-15 Iowa City, IA
2/19/15 W 26-20 Grinnell, IA
1/25/16 W 25-16 Iowa City, IA
2/26/16 W 22-15 Grinnell, IA
1/27/17 W 19-16 Iowa City, IA
2/23/17 W 17-15 Grinnell, IA

Hampton (Iowa leads, 1-0)
11/14/14 W 90-56 Iowa City, IA

Hamline (Iowa leads, 1-0)
12/1/34 W 38-26 Iowa City, IA

Hardin-Simmons (Iowa leads, 2-0)
12/21/70 W 90-77 Iowa City, IA
12/1/71 W 80-58 Iowa City, IA

Harvard (Iowa leads, 1-0)
12/31/47 W 61-41 Iowa City, IA

Haskall Indians (Iowa leads, 1-0)
2/2/09 W 32-18 Iowa City, IA

Hawai'i (Iowa leads, 3-0)
%12/30/69 W 111-60 Honolulu, HI
%12/4/82 W 99-67 Iowa City, IA
%12/29/94 W 84-82 Honolulu, HI

Hawaii-Hilo (Iowa leads, 2-0)
11/22/85 W 80-69 Hilo, HI
12/28/90 W 78-65 Hilo, HI

Hawaii-Pacific (Iowa leads, 1-0)
11/23/85 W 85-68 Honolulu, HI

Highland Park (Iowa leads, 4-1)
1903 W 27-17 Iowa City, IA
1/17/04 W 28-19 Highland Park
1/26/05 W 23-22 Highland Park
1/19/07 W 32-17 Highland Park
12/31/13 L 4-14 Highland Park

Holy Cross (Iowa leads, 1-0)
&12/27/75 W 98-75 Honolulu, HI

Houston (Series tied, 1-1)
%12/30/68 W 95-87 New Orleans, LA
12/19/81 L 52-62 Houston, TX

Howard (Iowa leads, 1-0)
%11/15/12 W 66-36 Iowa City, IA

Idaho (Idaho leads, 1-0)
\*3/14/82 L 67-69# Pullman, WA

Idaho State (Iowa leads, 2-0)
11/9/07 W 58-43 Iowa City, IA
12/4/10 W 70-53 Iowa City, IA

Illinois (Illinois leads, 88-76)
12/14/08 W 46-36 Iowa City, IA
1/28/13 L 9-35 Champaign, IL
2/23/24 L 14-26 Iowa City, IA
2/29/24 L 19-38 Champaign, IL
1/24/25 L 15-23 Champaign, IL
2/27/25 W 33-25 Iowa City, IA
1/22/27 L 33-40# Champaign, IL
2/12/27 W 26-24 Iowa City, IA
1/13/28 W 36-30 Iowa City, IA
2/24/28 W 41-27 Champaign, IL
2/14/31 L 23-26 Iowa City, IA
2/28/31 L 13-31 Champaign, IL
2/27/33 W 30-27 Iowa City, IA
3/4/33 L 16-44 Champaign, IL
1/15/34 W 36-14 Iowa City, IA
2/26/34 L 31-35 Champaign, IL
1/4/36 W 27-26 Iowa City, IA
2/10/36 L 14-36 Champaign, IL
1/16/37 L 28-42 Champaign, IL
2/27/37 L 29-40 Iowa City, IA
2/6/39 L 26-34 Champaign, IL
3/2/40 W 62-47 Iowa City, IA
2/17/41 L 53-56 Champaign, IL
1/19/42 L 35-42 Champaign, IL
3/2/42 W 46-32 Iowa City, IA
1/16/43 L 41-61 Champaign, IL
1/18/43 L 34-66 Champaign, IL
1/21/44 W 56-51 Iowa City, IA
1/22/44 W 53-44 Iowa City, IA
1/26/45 L 42-43 Champaign, IL
3/3/45 W 43-37 Iowa City, IA
12/22/45 W 41-39 Iowa City, IA
2/23/46 L 51-57 Champaign, IL
2/8/47 L 36-45 Champaign, IL
2/9/48 W 70-61 Iowa City, IA



2/21/49	L	49-80	Champaign, IL	2/22/98	L	72-79	Champaign, IL	1/17/38	W	36-32	Bloomington, IN
2/11/50	W	70-65	Champaign, IL	1/7/99	W	84-62	Iowa City, IA	2/11/39	L	39-50	Iowa City, IA
1/8/51	L	69-72	Iowa City, IA	2/21/99	W	78-72	Champaign, IL	2/20/39	L	40-45	Bloomington, IN
1/20/51	L	53-69	Champaign, IL	1/26/00	L	58-69	Iowa City, IA	1/8/40	L	30-45	Bloomington, IN
2/9/52	W	73-68	Iowa City, IA	2/12/00	L	50-78	Champaign, IL	2/19/40	L	42-46	Iowa City, IA
2/23/52	L	62-78	Champaign, IL	1/11/01	W	78-62	Iowa City, IA	2/10/41	L	40-50	Bloomington, IN
2/14/53	L	63-80	Champaign, IL	2/24/01	L	63-89	Champaign, IL	2/22/41	L	36-47	Iowa City, IA
2/21/53	W	67-62	Iowa City, IA	1/15/02	L	66-77	Champaign, IL	2/23/42	W	55-52	Iowa City, IA
1/18/54	W	79-70	Champaign, IL	1/15/03	W	68-61	Iowa City, IA	1/23/43	L	55-71	Iowa City, IA
2/20/54	L	51-74	Iowa City, IA	1/17/04	L	82-88	Champaign, IL	1/25/43	L	43-64	Iowa City, IA
1/17/55	W	92-80	Iowa City, IA	2/25/04	L	59-78	Iowa City, IA	1/28/44	W	43-42	Bloomington, IN
2/21/55	W	89-70	Champaign, IL	1/20/05	L	68-73#	Champaign, IL	1/29/44	W	52-40	Bloomington, IN
3/3/56	W	96-72	Iowa City, IA	2/19/05	L	65-75	Iowa City, IA	1/22/45	W	56-51	Iowa City, IA
1/7/57	L	70-81	Champaign, IL	1/7/06	W	63-48	Iowa City, IA	2/10/45	W	45-40	Bloomington, IN
1/6/58	W	70-68	Champaign, IL	2/25/06	L	59-71	Champaign, IL	1/12/46	L	39-45	Bloomington, IN
2/22/58	W	83-79	Iowa City, IA	1/10/07	L	70-74	Champaign, IL	2/25/46	L	46-49	Iowa City, IA
1/12/59	L	97-103	Champaign, IL	3/3/07	W	60-53	Iowa City, IA	1/18/47	L	48-50	Bloomington, IN
2/28/59	L	70-72	Iowa City, IA	3/1/08	L	47-58	Iowa City, IA	2/22/47	W	68-46	Bloomington, IN
2/27/60	L	70-85	Champaign, IL	2/1/09	L	54-62	Champaign, IL	1/17/48	W	61-52	Iowa City, IA
1/16/61	W	78-71	Iowa City, IA	1/5/10	L	42-59	Champaign, IL	2/14/48	L	47-49	Bloomington, IN
2/10/62	L	81-91	Iowa City, IA	2/3/10	L	49-57	Iowa City, IA	1/10/49	L	39-50	Bloomington, IN
3/3/62	W	88-78	Iowa City, IA	12/29/10	L	77-87	Iowa City, IA	2/26/49	L	60-76	Iowa City, IA
1/5/63	L	76-85	Iowa City, IA	2/26/11	L	68-81	Champaign, IL	1/14/50	W	65-64	Iowa City, IA
3/9/63	L	69-73	Champaign, IL	2/26/12	L	54-65	Champaign, IL	2/25/50	W	59-53	Bloomington, IN
1/11/64	L	70-87	Iowa City, IA	\$3/8/12	W	64-61	Indianapolis, IN	2/12/51	L	54-63	Iowa City, IA
3/9/64	L	67-90	Champaign, IL	3/5/13	W	63-55	Iowa City, IA	2/26/51	L	53-63	Bloomington, IN
2/23/65	L	80-97	Champaign, IL	2/1/14	W	81-74	Champaign, IL	1/12/52	W	78-59	Iowa City, IA
3/6/65	W	94-84	Iowa City, IA	3/8/14	L	63-66	Iowa City, IA	1/21/52	L	69-82	Bloomington, IN
3/5/66	L	90-106	Champaign, IL	2/25/15	W	68-60	Iowa City, IA	12/22/53	L	72-91	Iowa City, IA
2/17/67	W	96-89	Iowa City, IA	2/7/16	W	77-65	Champaign, IL	3/9/53	L	61-68	Bloomington, IN
2/3/68	L	63-66	Champaign, IL	\$3/10/16	L	66-68	Indianapolis, IN	2/22/54	W	82-64	Bloomington, IN
2/3/68	W	61-56	Iowa City, IA	1/25/17	L	64-76	Champaign, IL	2/12/55	W	90-75	Iowa City, IA
3/8/69	L	69-98	Champaign, IL	2/18/17	L	66-70	Iowa City, IA	2/20/56	W	87-83	Bloomington, IN
2/25/69	W	74-53	Iowa City, IA	1/11/18	W	104-87#	Champaign, IL	3/5/56	W	84-73	Iowa City, IA
2/17/70	W	83-81	Champaign, IL	\$2/28/18	W	96-87	New York, NY	2/2/57	L	66-82	Iowa City, IA
2/2/71	W	92-84	Iowa City, IA	1/20/19	W	95-71	Iowa City, IA	2/18/57	L	76-90	Bloomington, IN
2/15/72	W	87-84#	Iowa City, IA	\$3/14/19	W	83-62	Chicago, IL	1/18/58	W	79-75	Iowa City, IA
3/7/72	L	84-91	Champaign, IL	2/2/20	W	72-65	Iowa City, IA	1/17/59	W	88-78	Bloomington, IN
1/13/73	L	78-80	Champaign, IL	3/8/20	L	76-78	Champaign, IL	2/8/60	L	74-87	Bloomington, IN
3/10/73	W	93-76	Iowa City, IA	1/29/21	L	75-80	Champaign, IL	2/20/60	L	64-79	Iowa City, IA
2/23/74	L	84-91	Champaign, IL	\$3/13/21	L	71-82	Indianapolis, IN	2/11/61	W	74-67	Bloomington, IN
1/4/75	W	95-70	Iowa City, IA					3/4/61	L	69-78	Iowa City, IA
3/8/75	W	73-70	Champaign, IL	<b>Illinois State (Illinois State leads, 1-0)</b>				2/17/62	L	69-72	Bloomington, IN
1/3/76	W	84-60	Iowa City, IA	%12/29/88	L	88-89	Oklahoma City, OK	2/18/63	L	71-72	Iowa City, IA
3/6/76	W	82-70	Champaign, IL	<b>Illinois YMCA (Illinois YMCA leads, 1-0)</b>				1/4/64	W	72-71	Bloomington, IN
1/15/77	W	84-81#	Champaign, IL	2/1/06	L	24-35	Chicago, IL	2/10/64	W	82-75	Iowa City, IA
2/24/77	W	76-64	Iowa City, IA					1/11/65	L	76-85	Iowa City, IA
1/26/78	L	61-70	Iowa City, IA	<b>Illinois Wesleyan (Iowa leads, 3-1)</b>				1/18/65	W	74-68	Bloomington, IN
2/18/78	L	76-77	Champaign, IL	12/31/20	L	26-29	Bloomington, IL	1/17/66	L	61-73	Bloomington, IN
1/25/79	W	58-52	Iowa City, IA	11/26/83	W	86-60	Iowa City, IA	3/7/66	W	82-77	Iowa City, IA
2/17/79	W	67-53	Champaign, IL	12/15/84	W	99-39	Iowa City, IA	1/7/67	W	84-73	Iowa City, IA
1/3/80	W	72-71	Champaign, IL					2/25/67	W	75-74#	Bloomington, IN
3/1/80	W	75-71	Iowa City, IA	<b>Indiana (Indiana leads, 106-78)</b>				2/24/68	W	78-70	Bloomington, IN
1/31/81	L	66-79	Champaign, IL	2/6/09	L	12-18	Bloomington, IN	1/11/69	W	91-72	Iowa City, IA
2/7/81	W	72-66	Iowa City, IA	1/19/15	W	29-20	Iowa City, IA	1/31/70	W	100-93	Iowa City, IA
1/9/82	W	56-50	Iowa City, IA	2/23/15	W	20-19	Bloomington, IN	2/7/70	W	104-89	Bloomington, IN
3/4/82	L	67-73#	Champaign, IL	1/12/17	L	12-21	Iowa City, IA	2/13/71	L	84-86	Iowa City, IA
2/3/83	L	61-62	Champaign, IL	1/19/17	L	7-12	Bloomington, IN	3/6/71	L	88-104	Bloomington, IN
2/12/83	W	68-66	Iowa City, IA	2/17/18	L	25-29	Iowa City, IA	2/19/72	L	79-86	Bloomington, IN
2/2/84	L	52-54##	Iowa City, IA	3/8/18	W	13-11	Bloomington, IN	3/3/73	L	64-80#	Iowa City, IA
2/12/84	L	53-73	Champaign, IL	1/13/19	L	14-23	Iowa City, IA	1/19/74	L	51-55	Iowa City, IA
1/5/85	W	64-60	Iowa City, IA	1/24/19	W	21-12	Bloomington, IN	2/2/74	L	50-85	Bloomington, IN
3/7/85	L	53-59#	Champaign, IL	2/7/20	W	28-20	Iowa City, IA	1/11/75	L	49-102	Bloomington, IN
1/4/86	W	60-59	Champaign, IL	2/13/20	L	19-25	Bloomington, IN	2/8/75	L	56-79	Iowa City, IA
3/6/86	W	57-53	Iowa City, IA	2/21/21	W	22-15	Iowa City, IA	1/26/76	L	73-88	Iowa City, IA
1/14/87	W	91-88#	Champaign, IL	2/26/21	W	26-17	Bloomington, IN	2/23/76	L	81-101	Bloomington, IN
2/14/87	W	66-61	Iowa City, IA	1/22/23	W	19-13	Iowa City, IA	1/29/77	L	65-81	Bloomington, IN
1/21/88	W	93-79	Iowa City, IA	2/5/23	L	21-23	Bloomington, IN	2/28/77	W	80-73	Iowa City, IA
3/6/88	L	81-94	Champaign, IL	1/31/25	L	28-30	Iowa City, IA	1/5/78	L	51-69	Bloomington, IN
2/5/89	W	86-82	Iowa City, IA	2/9/25	L	21-28	Bloomington, IN	3/4/78	L	55-71	Iowa City, IA
3/8/89	L	94-118	Champaign, IL	1/16/26	W	29-22	Iowa City, IA	1/13/79	W	90-61	Iowa City, IA
1/29/90	W	69-67	Iowa City, IA	2/1/26	L	20-30	Bloomington, IN	2/22/79	L	62-64	Bloomington, IN
3/4/90	L	85-118	Champaign, IL	2/11/28	L	33-50	Bloomington, IN	1/17/80	L	69-81	Bloomington, IN
1/28/91	L	50-53	Champaign, IL	2/26/28	L	39-49	Iowa City, IA	2/14/80	L	55-66	Iowa City, IA
2/23/91	L	74-79	Iowa City, IA	2/21/29	W	29-27	Iowa City, IA	1/22/81	W	56-53	Bloomington, IN
1/15/92	W	74-69	Iowa City, IA	3/4/29	L	30-35	Bloomington, IN	2/19/81	W	78-65	Iowa City, IA
2/23/92	L	72-77#	Champaign, IL	1/19/31	L	20-28	Iowa City, IA	2/4/82	W	62-40	Iowa City, IA
2/4/93	L	77-78	Champaign, IL	2/9/31	L	18-31	Bloomington, IN	2/13/82	L	58-73	Bloomington, IN
3/13/93	W	63-53	Iowa City, IA	1/18/32	L	27-35	Bloomington, IN	1/29/83	W	63-48	Iowa City, IA
1/19/94	L	90-105	Champaign, IL	2/20/32	L	33-34	Iowa City, IA	2/16/83	W	58-57	Bloomington, IN
2/19/94	W	83-69	Iowa City, IA	2/5/34	L	25-34	Bloomington, IN	1/28/84	L	47-54	Bloomington, IN
2/1/95	L	74-79	Iowa City, IA	2/17/34	W	29-26	Iowa City, IA	2/16/84	L	45-49	Iowa City, IA
2/11/95	L	97-104#	Champaign, IL	1/19/35	L	35-40	Iowa City, IA	1/31/85	W	72-59	Bloomington, IN
1/18/96	W	82-79	Iowa City, IA	2/11/35	L	30-34	Bloomington, IN	3/3/85	W	70-50	Iowa City, IA
2/24/96	L	86-91	Champaign, IL	1/4/37	L	24-28	Iowa City, IA	1/30/86	W	79-69	Iowa City, IA
1/29/97	W	82-65	Iowa City, IA	2/6/37	L	34-38	Bloomington, IN	3/2/86	L	73-80	Bloomington, IN
2/9/97	L	51-66	Champaign, IL	1/8/38	W	48-39	Iowa City, IA	1/22/87	W	101-88	Iowa City, IA
1/8/98	L	64-76	Iowa City, IA					2/21/87	L	75-84	Bloomington, IN



1/6/88	W	84-70	Iowa City, IA
3/12/88	L	89-116	Bloomington, IN
1/30/89	L	89-104	Bloomington, IN
3/11/89	W	87-70	Iowa City, IA
1/18/90	L	79-83	Iowa City, IA
2/17/90	L	71-118	Bloomington, IN
1/19/91	L	79-99	Iowa City, IA
2/21/91	W	80-79#	Bloomington, IN
2/9/92	L	66-81	Bloomington, IN
3/4/92	L	60-64	Iowa City, IA
1/6/93	L	67-75	Bloomington, IN
2/6/93	L	66-73	Iowa City, IA
1/11/94	L	75-89	Iowa City, IA
2/12/94	L	91-93	Bloomington, IN
1/7/95	W	74-55	Iowa City, IA
3/12/95	L	79-110	Bloomington, IN
1/30/96	L	73-76	Bloomington, IN
2/11/96	W	76-50	Iowa City, IA
2/4/97	W	75-67	Iowa City, IA
12/31/97	W	89-76	Bloomington, IN
2/28/98	W	84-70	Iowa City, IA
12/31/98	W	67-52	Iowa City, IA
2/27/99	L	81-88	Bloomington, IN
1/18/00	L	71-74	Bloomington, IN
1/27/01	W	71-66	Iowa City, IA
\$3/11/01	W	63-61	Chicago, IL
1/13/02	L	66-77	Iowa City, IA
2/5/02	L	51-79	Bloomington, IN
\$3/9/02	W	62-60	Indianapolis, IN
2/19/03	L	63-79	Iowa City, IA
3/1/03	L	88-91#	Bloomington, IN
2/7/04	W	84-82##	Bloomington, IN
1/29/05	W	72-57	Iowa City, IA
1/24/06	W	73-60	Iowa City, IA
2/11/06	W	70-67	Bloomington, IN
1/16/07	L	64-71	Bloomington, IN
2/3/07	W	81-75	Iowa City, IA
1/2/08	L	76-79	Iowa City, IA
1/23/08	L	43-65	Bloomington, IN
1/3/09	W	65-60	Iowa City, IA
2/4/09	L	60-68	Bloomington, IN
1/24/10	W	58-43	Bloomington, IN
2/28/10	W	73-57	Iowa City, IA
1/23/11	W	91-77	Iowa City, IA
2/5/11	W	64-63	Bloomington, IN
1/29/12	L	103-89	Bloomington, IN
2/19/12	W	78-66	Iowa City, IA
12/31/12	L	65-69	Iowa City, IA
3/2/13	L	60-73	Bloomington, IN
2/27/14	L	86-93	Bloomington, IN
3/3/15	W	77-63	Bloomington, IN
2/11/16	L	78-85	Bloomington, IN
3/1/16	L	78-81	Iowa City, IA
2/21/17	W	96-90#	Iowa City, IA
\$3/9/17	L	73-95	Washington, DC
12/4/17	L	64-77	Bloomington, IN
2/17/18	L	82-84	Iowa City, IA
2/7/19	W	77-72	Bloomington, IN
2/22/19	W	76-70#	Iowa City, IA
2/13/20	L	77-89	Bloomington, IN
1/21/21	L	69-81	Iowa City, IA
2/7/21	L	65-67	Bloomington, IN
<b>Indiana State (Iowa leads, 2-0)</b>			
12/16/40	W	39-37	Iowa City, IA
&3/20/13	W	68-52	Iowa City, IA
<b>Iowa National Guard (Iowa leads, 2-1)</b>			
2/28/05	L	26-46	Muscatine, IA
1/26/06	W	42-26	Fairfield, IA
1/1/13	W	25-16	Fort Dodge, IA
<b>Iowa State (Iowa leads, 47-27)</b>			
2/5/09	W	30-27	Ames, IA
2/26/10	W	24-12	Iowa City, IA
2/8/13	W	27-15	Iowa City, IA
2/25/13	W	21-13	Ames, IA
1/31/14	W	22-15	Iowa City, IA
2/24/14	W	21-16	Ames, IA
2/16/15	W	27-12	Iowa City, IA
3/4/15	W	23-18	Ames, IA
2/19/16	W	26-9	Iowa City, IA
3/4/16	W	22-14	Ames, IA
2/16/17	L	12-24	Ames, IA
2/27/17	W	15-13	Iowa City, IA
2/9/18	W	24-9	Iowa City, IA
3/1/18	W	22-20	Ames, IA
2/15/19	W	27-17	Iowa City, IA

3/1/19	W	29-20	Ames, IA
1/23/20	W	27-15	Iowa City, IA
3/6/20	W	26-19	Ames, IA
2/15/21	L	16-20	Iowa City, IA
3/11/21	L	18-26	Ames, IA
12/11/33	W	30-12	Iowa City, IA
1/1/35	L	33-41	Ames, IA
1/23/70	W	87-68	Iowa City, IA
12/18/71	L	94-97	Ames, IA
1/2/73	W	66-57	Iowa City, IA
1/7/74	L	77-94	Ames, IA
12/12/74	W	77-66	Iowa City, IA
12/12/75	W	91-77	Ames, IA
12/18/76	W	85-64	Iowa City, IA
11/26/77	L	78-79	Ames, IA
12/11/78	W	67-66	Iowa City, IA
12/15/79	W	67-64	Ames, IA
12/20/80	W	85-59	Iowa City, IA
12/8/81	W	79-68	Ames, IA
1/15/83	W	73-56	Iowa City, IA
1/14/84	L	72-76##	Ames, IA
12/4/84	L	50-54	Iowa City, IA
12/10/85	L	61-74	Ames, IA
12/20/86	W	89-64	Iowa City, IA
12/19/87	L	100-102#	Ames, IA
12/10/88	W	91-71	Iowa City, IA
12/7/89	W	89-87	Ames, IA
12/8/90	W	75-73	Iowa City, IA
12/14/91	L	84-98	Ames, IA
12/12/92	W	78-51	Iowa City, IA
12/11/93	L	79-86	Ames, IA
12/10/94	L	63-76	Iowa City, IA
12/9/95	W	56-50	Ames, IA
12/14/96	L	74-81	Iowa City, IA
12/13/97	W	60-59	Ames, IA
12/12/98	W	74-54	Iowa City, IA
12/11/99	L	66-79	Ames, IA
12/9/00	W	80-68	Iowa City, IA
12/8/01	W	78-53	Ames, IA
12/13/02	L	69-73	Iowa City, IA
&3/21/03	W	54-53	Ames, IA
1/21/04	L	76-84	Ames, IA
12/10/04	W	70-63	Iowa City, IA
12/9/05	L	60-72	Ames, IA
12/8/06	W	77-59	Iowa City, IA
12/8/07	L	47-56	Ames, IA
12/12/08	W	73-57	Iowa City, IA
12/11/09	L	71-81	Ames, IA
12/10/10	L	72-75	Iowa City, IA
12/9/11	L	76-86	Ames, IA
12/7/12	W	80-71	Iowa City, IA
12/13/13	L	82-85	Ames, IA
12/12/14	L	75-90	Iowa City, IA
12/10/15	L	82-83	Ames, IA
12/8/16	W	78-64	Iowa City, IA
12/7/17	L	78-84	Ames, IA
12/6/18	W	98-84	Iowa City, IA
12/12/19	W	84-68	Ames, IA
12/11/20	W	105-77	Iowa City, IA
<b>Iowa Wesleyan (Iowa leads, 3-0)</b>			
12/20/11	W	41-22	Iowa City, IA
12/14/14	W	46-22	Iowa City, IA
12/21/15	W	55-6	Iowa City, IA
<b>IPFW (Iowa Leads, 1-0)</b>			
11/26/11	W	82-72	Iowa City, IA
<b>Ithaca (Iowa leads, 1-0)</b>			
12/13/48	W	78-26	Iowa City, IA
<b>Jackson State (Iowa leads, 1-0)</b>			
12/12/88	W	86-71	Iowa City, IA
<b>Jacksonville (Jacksonville leads, 1-0)</b>			
*3/12/70	L	103-104	Columbus, OH
<b>James Madison (Iowa leads, 1-0)</b>			
%12/28/82	W	47-45	Rochester, NY
<b>Kansas (Iowa leads, 7-3)</b>			
2/5/02	W	40-27	Iowa City, IA
2/14/06	W	29-19	Iowa City, IA
1/29/42	L	51-53	Iowa City, IA
1/3/72	W	81-68	Iowa City, IA
12/9/72	W	69-56	Lawrence, KS
1/2/74	L	71-72	Iowa City, IA
12/7/74	L	54-89	Lawrence, KS

%11/28/87	W	100-81	Maui, HI
12/8/98	W	85-81	Lawrence, KS
2/3/00	W	77-69	Iowa City, IA
<b>Kansas City AC (K. C. AC leads, 1-0)</b>			
1/23/07	L	28-35	Kansas City, MO
<b>Kennesaw State (Iowa leads, 2-0)</b>			
11/11/16	W	91-74	Iowa City, IA
12/29/19	W	93-51	Iowa City, IA
<b>Kansas State (Series tied, 4-4)</b>			
12/7/46	W	54-41	Iowa City, IA
12/22/56	W	85-83	Iowa City, IA
12/14/57	L	69-86	Manhattan, KS
12/13/72	L	62-68	Iowa City, IA
12/11/73	L	67-105	Manhattan, KS
12/23/00	L	78-86	Manhattan, KS
12/22/01	W	89-70	Iowa City, IA
%11/29/08	W	65-63	Las Vegas, NV
<b>Kent State (Iowa leads, 3-0)</b>			
11/29/76	W	84-55	Iowa City, IA
11/28/77	W	82-64	Kent, OH
11/25/78	W	111-76	Iowa City, IA
<b>Kentucky (Kentucky leads, 5-3)</b>			
*3/17/56	W	89-77	Iowa City, IA
%12/21/62	L	69-94	Lexington, KY
12/4/64	L	77-85	Lexington, KY
12/4/72	W	79-66	Lexington, KY
12/14/73	L	80-88	Iowa City, IA
*3/15/97	L	69-75	Salt Lake City, UT
*3/17/01	L	79-92	Long Island, NY
%11/21/05	W	67-63	Kansas City, MO
<b>Knox (Iowa leads, 4-0)</b>			
12/31/21	W	27-21	Galesburg, IL
12/16/22	W	21-11	Iowa City, IA
1927	W	30-21	Iowa City, IA
2/6/43	W	62-45	Iowa City, IA
<b>Lafayette (Iowa leads, 1-0)</b>			
1/11/88	W	109-68	Iowa City, IA
<b>La Salle (Series tied, 1-1)</b>			
*3/18/55	L	73-76	Kansas City, MO
%12/7/96	W	65-60	Iowa City, IA
<b>Lawrence Tech (Lawrence Tech leads, 1-0)</b>			
12/10/49	L	49-54	Southfield, MI
<b>Leander-Clarke (Iowa leads, 3-0)</b>			
1/16/12	W	23-11	Iowa City, IA
12/16/12	W	14-10	Iowa City, IA
12/12/13	W	24-13	Iowa City, IA
<b>Lehigh (Iowa leads, 2-0)</b>			
%12/7/85	W	89-68	Iowa City, IA
12/3/94	W	104-77	Iowa City, IA
<b>Lewis Institute (Lewis Institute leads, 2-0)</b>			
1905	L	25-31	Iowa City, IA
2/17/11	L	10-19	Chicago, IL
<b>Liberty (Iowa leads, 1-0)</b>			
12/22/02	W	87-49	Iowa City, IA
<b>Lombard (Iowa leads, 2-1)</b>			
12/19/16	W	39-11	Iowa City, IA
12/20/17	L	15-25	Iowa City, IA
12/20/21	W	26-14	Iowa City, IA
<b>Long Beach State (Series Tied, 1-1)</b>			
%12/4/93	W	101-79	Iowa City, IA
%11/22/10	L	72-78	Virgin Islands, VI
<b>Long Island (Iowa leads, 2-0)</b>			
12/17/94	W	102-72	Iowa City, IA
11/29/97	W	101-69	Iowa City, IA
<b>Longwood (Iowa leads, 1-0)</b>			
11/29/14	W	77-44	Iowa City, IA
<b>Loyola-Chicago (Iowa leads, 4-3)</b>			
12/19/35	W	33-26	Chicago, IL
12/28/50	W	61-56	Chicago, IL
12/4/54	W	89-79	Chicago, IL
2/2/63	L	68-86	Chicago, IL

# ALL-TIME SERIES RESULTS



2/1/64	L	71-85	Chicago, IL
2/4/67	L	87-98	Chicago, IL
1/8/68	W	71-65	Iowa City, IA

**Loyola Marymount (Iowa leads, 2-0)**

12/17/55	W	84-61	Iowa City, IA
%12/6/86	W	103-80	Iowa City, IA

**Loyola-New Orleans (Iowa leads, 2-0)**

12/17/56	W	80-65	Iowa City, IA
12/22/59	W	68-96	Iowa City, IA

**Los Angeles State (Iowa leads, 1-0)**

12/18/61	W	82-72	Iowa City, IA
----------	---	-------	---------------

**Louisiana (Louisiana leads, 1-0)**

%11/20/17	L	71-80	Cayman Islands
-----------	---	-------	----------------

**Louisiana-Monroe (Iowa leads, 4-1)**

12/6/75	W	97-87	Iowa City, IA
*3/12/82	W	70-63	Pullman, WA
*3/19/93	W	82-69	Nashville, TN
%11/30/07	L	67-72#	Iowa City, IA
11/16/10	W	68-40	Iowa City, IA

**Louisiana Tech (Iowa leads, 3-0)**

%12/7/91	W	84-65	Iowa City, IA
11/17/01	W	75-67	Iowa City, IA
12/21/11	W	77-58	Iowa City, IA

**Louisiana State (LSU leads, 3-0)**

%12/28/64	L	81-92	Pullman, WA
%11/26/96	L	60-70+	Maui, HI
&3/13/02	L	61-63	Iowa City, IA

**Louisville (Series tied, 2-2)**

*3/22/80	L	72-80	Indianapolis, IN
12/7/83	L	58-79	Louisville, KY
11/29/03	W	70-69#	Indianapolis, IN
%11/22/04	W	76-71	Maui, HI

**Luther (Iowa leads, 3-0)**

1908	W	34-32	Decorah, IA
2/26/09	W	34-12	Decorah, IA
1/19/10	W	19-15	Decorah, IA

**Mankato State (Iowa leads, 1-0)**

12/1/77	W	91-71	Iowa City, IA
---------	---	-------	---------------

**Marquette (Iowa leads, 11-7)**

1/15/23	L	20-21	Iowa City, IA
1/11/24	W	28-17	Milwaukee, WI
1/2/26	W	19-16	Milwaukee, WI
1/1/27	W	35-21	Milwaukee, WI
1/1/28	W	31-17	Milwaukee, WI
12/21/29	W	38-15	Milwaukee, WI
12/21/29	L	19-29	Milwaukee, WI
3/4/30	L	21-39	Iowa City, IA
12/30/35	W	31-27	Milwaukee, WI
1/2/37	W	37-34	Milwaukee, WI
1/1/38	L	23-36	Milwaukee, WI
12/30/39	L	43-49#	Milwaukee, WI
*3/12/55	W	86-81	Kansas City, MO
12/23/72	L	61-69	Iowa City, IA
12/8/73	L	70-86	Milwaukee, WI
12/5/81	W	86-65#	Milwaukee, WI
12/8/82	W	87-66	Iowa City, IA
11/19/15	W	89-61	Milwaukee, WI

**Maryland (Maryland leads, 7-5)**

%12/25/84	L	68-70	Honolulu, HI
11/30/99	L	65-83	Baltimore, MD
&4/2/13	W	71-60	New York, NY
2/8/15	W	71-55	Iowa City, IA
1/28/16	L	68-74	College Park, MD
1/19/17	L	76-84	Iowa City, IA
2/25/17	W	83-69	College Park, MD
1/7/18	L	73-91	College Park, MD
2/19/19	L	65-66	Iowa City, IA
1/10/20	W	67-49	Iowa City, IA
1/30/20	L	72-82	College Park, MD
1/7/21	W	89-67	College Park, MD

**Maryland-Baltimore County (Iowa leads, 2-0)**

12/15/90	W	98-81	Iowa City, IA
12/6/14	W	77-47	Iowa City, IA

**Maryland Eastern Shore (Iowa leads, 5-0)**

11/23/91	W	101-45	Iowa City, IA
11/13/01	W	89-59	Iowa City, IA
%11/14/05	W	86-41	Iowa City, IA
%11/20/07	W	65-48	Iowa City, IA
11/14/13	W	109-63	Iowa City, IA

**McNeese State (Iowa leads, 1-0)**

11/26/88	W	77-56	Iowa City, IA
----------	---	-------	---------------

**Memphis (Iowa leads, 2-1)**

%2/30/83	W	73-66	Los Angeles, CA
%11/20/01	W	75-71	Kansas City, MO
%11/26/16	L	92-100	Niceville, FL

**Mercer (Iowa leads, 1-0)**

12/28/01	W	77-43	Iowa City, IA
----------	---	-------	---------------

**Miami, Ohio (Iowa leads, 2-0)**

2/8/58	W	82-77	Iowa City, IA
12/9/61	W	75-55	Iowa City, IA

**Michigan (Michigan leads, 97-65)**

1/21/21	L	15-19	Ann Arbor, MI
2/27/22	L	20-22	Iowa City, IA
3/4/22	L	19-25	Ann Arbor, MI
1/15/23	W	18-17	Iowa City, IA
3/3/23	W	20-18	Ann Arbor, MI
1/19/24	L	18-23	Ann Arbor, MI
2/25/24	L	25-27	Iowa City, IA
1/11/26	L	16-22	Ann Arbor, MI
2/13/26	W	24-21	Iowa City, IA
1/15/27	L	22-41	Iowa City, IA
3/7/27	L	29-31#	Ann Arbor, MI
1/12/29	L	25-36	Iowa City, IA
2/23/29	L	18-25	Ann Arbor, MI
2/15/32	L	22-40	Ann Arbor, MI
2/27/32	L	27-35	Iowa City, IA
1/7/33	L	25-33	Iowa City, IA
2/18/33	W	36-35	Ann Arbor, MI
2/16/35	L	27-29	Iowa City, IA
2/25/35	W	37-25	Ann Arbor, MI
2/3/36	L	27-31#	Ann Arbor, MI
2/22/36	L	25-31	Iowa City, IA
2/14/38	W	38-20	Ann Arbor, MI
2/26/38	W	37-25	Iowa City, IA
1/21/39	L	32-47	Iowa City, IA
1/13/40	L	38-47	Ann Arbor, MI
2/15/41	L	29-40	Iowa City, IA
1/3/42	W	40-34	Ann Arbor, MI
2/21/42	W	59-38	Iowa City, IA
1/19/45	W	29-27	Ann Arbor, MI
2/3/45	W	50-37	Iowa City, IA
2/15/47	W	55-46	Iowa City, IA
3/1/48	L	35-51	Ann Arbor, MI
3/5/49	W	63-62	Iowa City, IA
1/7/50	L	46-66	Ann Arbor, MI
2/24/51	W	70-48	Iowa City, IA
3/5/51	W	65-55	Ann Arbor, MI
1/7/52	W	54-46	Ann Arbor, MI
2/11/52	W	82-59	Iowa City, IA
12/13/52	W	85-77	Iowa City, IA
1/12/53	L	61-66	Ann Arbor, MI
1/11/54	W	93-78	Iowa City, IA
2/8/54	W	86-68	Ann Arbor, MI
2/26/55	W	96-84	Iowa City, IA
3/7/55	L	58-74	Ann Arbor, MI
1/21/56	W	78-67	Ann Arbor, MI
3/2/57	L	79-83	Iowa City, IA
1/4/58	L	65-73	Iowa City, IA
3/8/58	L	92-95	Ann Arbor, MI
1/31/59	W	78-74	Iowa City, IA
2/16/59	L	86-90	Ann Arbor, MI
3/5/60	W	68-53	Iowa City, IA
2/20/61	W	50-46	Ann Arbor, MI
1/15/62	L	55-56	Ann Arbor, MI
2/24/62	W	68-63	Iowa City, IA
1/7/63	L	67-88	Iowa City, IA
2/25/63	L	70-78	Ann Arbor, MI
3/7/64	L	61-69	Iowa City, IA
2/8/65	L	66-81	Ann Arbor, MI
2/21/66	W	91-82	Iowa City, IA
2/28/66	L	88-103	Ann Arbor, MI
1/23/67	W	91-81	Iowa City, IA
3/11/67	W	83-76	Ann Arbor, MI
2/10/68	W	99-86	Ann Arbor, MI
3/9/68	L	70-71	Iowa City, IA
1/4/69	L	92-99#	Ann Arbor, MI

2/15/69	L	85-86	Iowa City, IA
1/6/70	W	107-99	Ann Arbor, MI
3/9/71	L	82-86	Iowa City, IA
1/25/72	L	86-90	Ann Arbor, MI
3/11/72	W	95-69	Iowa City, IA
1/8/73	L	59-71	Ann Arbor, MI
1/29/73	W	75-68	Iowa City, IA
1/26/74	L	84-86#	Iowa City, IA
1/18/75	L	70-75	Iowa City, IA
2/15/75	L	75-99	Ann Arbor, MI
1/31/76	L	95-104	Ann Arbor, MI
2/28/76	L	74-88	Iowa City, IA
1/17/77	L	75-99	Iowa City, IA
2/17/77	L	80-91	Ann Arbor, MI
1/12/78	L	56-66	Iowa City, IA
2/25/78	L	76-82	Ann Arbor, MI
1/6/79	W	85-79	Ann Arbor, MI
3/1/79	L	53-61	Iowa City, IA
1/5/80	L	65-68	Ann Arbor, MI
2/28/80	W	83-67	Iowa City, IA
1/17/81	W	73-58	Ann Arbor, MI
2/26/81	W	69-66	Iowa City, IA
1/23/82	W	56-38	Iowa City, IA
2/20/82	L	58-68	Ann Arbor, MI
1/8/83	W	79-72	Iowa City, IA
3/10/83	L	60-66	Ann Arbor, MI
1/7/84	L	49-53	Ann Arbor, MI
3/7/84	L	46-53	Iowa City, IA
1/19/85	L	67-69###	Ann Arbor, MI
2/14/85	L	52-56	Iowa City, IA
1/18/86	L	57-61	Iowa City, IA
2/15/86	L	66-82	Ann Arbor, MI
1/31/87	L	92-100	Ann Arbor, MI
2/28/87	W	95-85	Iowa City, IA
2/3/88	L	103-120	Ann Arbor, MI
2/27/88	W	95-87	Iowa City, IA
2/9/89	L	107-108##	Iowa City, IA
3/4/89	L	96-119	Ann Arbor, MI
1/20/90	W	78-76#	Iowa City, IA
3/10/90	L	96-127	Ann Arbor, MI
1/10/91	W	79-78	Iowa City, IA
2/9/91	L	70-84	Ann Arbor, MI
1/9/92	L	77-80#	Iowa City, IA
2/12/92	L	74-79	Ann Arbor, MI
1/31/93	W	88-80	Iowa City, IA
3/2/93	L	73-82	Ann Arbor, MI
1/8/94	L	70-71	Iowa City, IA
2/16/94	L	76-89	Ann Arbor, MI
1/11/95	L	82-83##	Ann Arbor, MI
3/5/95	W	86-69	Iowa City, IA
1/28/96	W	70-61	Iowa City, IA
2/13/96	W	62-55	Ann Arbor, MI
1/19/97	L	71-79	Ann Arbor, MI
2/20/97	W	80-75	Iowa City, IA
2/1/98	L	66-80	Iowa City, IA
\$3/6/98	L	66-77	Chicago, IL
1/30/99	W	81-68	Ann Arbor, MI
1/22/00	W	83-78	Iowa City, IA
3/1/00	L	78-87	Ann Arbor, MI
1/20/01	L	69-70	Iowa City, IA
2/14/01	L	85-94	Ann Arbor, MI
2/23/02	W	76-56	Iowa City, IA
2/8/03	L	62-70	Ann Arbor, MI
1/28/04	L	84-90	Ann Arbor, MI
2/14/04	W	69-61	Iowa City, IA
\$3/12/04	L	70-79	Indianapolis, IN
1/5/05	L	63-65	Iowa City, IA
3/5/05	W	74-72#	Ann Arbor, MI
2/4/06	W	94-66	Iowa City, IA
1/31/07	W	69-62	Ann Arbor, MI
1/19/08	W	68-60	Ann Arbor, MI
2/14/08	L	52-60	Iowa City, IA
\$3/13/08	L	47-55	Indianapolis, IN
1/11/09	L	49-64	Ann Arbor, MI
2/22/09	W	70-60#	Iowa City, IA
\$3/12/09	L	45-73	Indianapolis, IN
1/30/10	L	46-60	Ann Arbor, MI
2/16/10	L	78-80#	Iowa City, IA
\$3/11/10	L	52-59	Indianapolis, IN
1/30/11	L	73-87	Ann Arbor, MI
2/19/11	L	72-75#	Iowa City, IA
1/14/12	W	75-59	Iowa City, IA
1/6/13	L	67-95	Ann Arbor, MI
1/22/14	L	67-75	Ann Arbor, MI
2/8/14	W	85-67	Iowa City, IA
2/5/15	W	72-54	Ann Arbor, MI
1/17/16	W	82-71	Iowa City, IA
3/5/16	W	71-61	Ann Arbor, MI



Table with 4 columns: Date, Result, Score, Location. Rows include games from 1/1/17 to 2/25/21.

Michigan State (Michigan State leads, 76-57)

Table with 4 columns: Date, Result, Score, Location. Rows include games from 12/22/37 to 1/5/91.

Table with 4 columns: Date, Result, Score, Location. Rows include games from 2/7/91 to 2/13/21.

Millikin (Iowa leads, 4-2)

Table with 4 columns: Date, Result, Score, Location. Rows include games from 1/1/21 to 2/1/41.

Minnesota (Minnesota leads, 107-98)

Table with 4 columns: Date, Result, Score, Location. Rows include games from 3/1/02 to 3/2/17.

Table with 4 columns: Date, Result, Score, Location. Rows include games from 1/19/18 to 2/16/71.

1/29/72	L	50-61	Iowa City, IA	1/30/18	W	94-80	Iowa City, IA	12/2/75	W	72-65	Iowa City, IA
2/5/72	L	52-53	Minneapolis, MN	2/21/18	L	82-86	Minneapolis, MN	11/27/76	W	71-57	Lincoln, NE
1/6/73	W	65-62#	Iowa City, IA	1/27/19	L	87-92	Minneapolis, MN	1/26/12	L	73-79	Iowa City, IA
3/5/73	W	79-77	Minneapolis, MN	12/9/19	W	72-52	Iowa City, IA	2/29/12	W	62-53	Lincoln, NE
1/5/74	W	66-55	Iowa City, IA	2/16/20	W	58-55	Minneapolis, MN	2/23/13	L	60-64	Lincoln, NE
3/9/74	W	60-50	Minneapolis, MN	12/25/20	L	95-102#	Minneapolis, MN	3/9/13	W	74-60	Iowa City, IA
1/25/75	W	53-44	Iowa City, IA	1/10/21	W	86-71	Iowa City, IA	12/31/13	W	67-57	Iowa City, IA
2/22/75	L	67-68	Minneapolis, MN	<b>Minnesota A.C. (Series tied, 1-1)</b>				1/5/15	W	70-59	Iowa City, IA
1/10/76	W	71-68	Iowa City, IA	3/3/02	L	20-24	Minneapolis, MN	2/22/15	W	74-46	Lincoln, NE
2/7/76	W	65-58	Iowa City, IA	1/11/05	W	24-18	Minneapolis, MN	1/5/16	W	77-66	Iowa City, IA
1/8/77	W	Forfeit	Iowa City, IA	<b>Minnesota-Duluth (Iowa leads, 1-0)</b>				1/5/17	L	90-93##	Lincoln, NE
2/12/77	W	Forfeit	Minneapolis, MN	12/30/73	W	92-72	Iowa City, IA	2/5/17	W	81-70	Iowa City, IA
2/2/78	L	71-82	Minneapolis, MN	<b>Mississippi State (Iowa leads, 2-0)</b>				1/27/18	L	84-98	Lincoln, NE
2/11/78	L	65-78	Iowa City, IA	%12/22/80	W	81-62	Dayton, OH	1/6/19	W	93-84	Iowa City, IA
1/27/79	W	81-64	Iowa City, IA	%12/5/92	W	69-54	Iowa City, IA	3/10/19	L	91-93#	Lincoln, NE
2/3/79	W	97-71	Minneapolis, MN	<b>Mississippi Valley State (Iowa leads, 1-0)</b>				1/7/20	L	70-76	Lincoln, NE
1/26/80	W	80-73	Iowa City, IA	12/1/92	W	100-69	Iowa City, IA	2/8/20	W	96-72	Iowa City, IA
2/2/80	W	73-63	Minneapolis, MN	<b>Missouri (Iowa leads, 10-7)</b>				3/4/21	W	102-64	Iowa City, IA
1/24/81	L	48-60	Iowa City, IA	1/30/08	W	46-16	Iowa City, IA	<b>Omaha (Iowa leads, 2-1)</b>			
2/12/81	W	60-58#	Minneapolis, MN	2/16/10	W	20-6	Iowa City, IA	11/30/81	W	71-58	Iowa City, IA
1/14/82	L	56-61	Minneapolis, MN	1/11/30	L	24-25	Iowa City, IA	11/10/13	W	83-75	Iowa City, IA
2/27/82	L	55-57###	Iowa City, IA	2/2/51	W	63-53	Iowa City, IA	12/3/16	L	89-98	Iowa City, IA
1/20/83	W	68-52	Minneapolis, MN	12/15/51	W	48-43	Columbia, MO	<b>Nevada-Las Vegas (UNLV leads, 3-1)</b>			
2/27/83	L	69-71	Iowa City, IA	2/6/54	W	73-53	Iowa City, IA	%12/21/77	L	84-85	Las Vegas, NV
1/19/84	L	49-56	Iowa City, IA	12/11/54	L	94-97	Columbia, MO	*3/22/87	L	81-84	Seattle, WA
2/25/84	W	62-50	Minneapolis, MN	*3/19/83	W	77-63	Louisville, KY	*3/20/88	W	104-86	Los Angeles, CA
1/12/85	L	57-65	Minneapolis, MN	12/21/96	W	88-77	Iowa City, IA	12/23/89	L	80-97	Las Vegas, NV
2/6/85	W	70-65	Iowa City, IA	1/24/98	L	79-80#	Columbia, MO	<b>Nevada (Iowa leads, 3-0)</b>			
1/11/86	W	75-62	Iowa City, IA	12/19/98	W	82-68	Iowa City, IA	12/21/61	W	88-46	Iowa City, IA
2/9/86	L	60-65	Minneapolis, MN	12/18/99	L	61-72	Columbia, MO	12/13/71	W	87-85	Iowa City, IA
1/10/87	W	78-57	Minneapolis, MN	12/16/00	W	99-94##	Iowa City, IA	12/9/80	W	112-71	Iowa City, IA
2/7/87	W	78-47	Iowa City, IA	%11/21/01	L	77-78	Kansas City, MO	<b>New Mexico (New Mexico leads, 1-0)</b>			
1/30/88	W	76-51	Iowa City, IA	12/15/01	W	83-65	Columbia, MO	%12/29/77	L	83-96	Albuquerque, NM
2/20/88	W	107-86	Minneapolis, MN	1/4/03	L	82-88	Iowa City, IA	<b>New York University (Iowa leads, 1-0)</b>			
1/14/89	L	78-80	Minneapolis, MN	1/3/04	L	56-76	Columbia, MO	%12/28/59	W	80-75	New York, NY
2/18/89	W	99-61	Iowa City, IA	<b>Missouri-St. Louis (Iowa leads, 1-0)</b>				<b>North Carolina (Iowa leads, 4-1)</b>			
1/25/90	L	72-84	Minneapolis, MN	12/3/86	W	89-64	Iowa City, IA	1/7/89	W	98-97	Chapel Hill, NC
2/24/90	L	80-102	Iowa City, IA	<b>Monmouth, IL (Iowa leads, 4-1)</b>				12/9/90	W	87-74	Iowa City, IA
1/12/91	L	77-79	Minneapolis, MN	3/10/30	L	23-29	Monmouth, IL	%11/24/04	L	92-106	Maui, HI
2/14/91	W	82-69	Iowa City, IA	12/9/32	W	28-22	Iowa City, IA	12/3/14	W	60-55	Chapel Hill, NC
2/1/92	W	87-70	Iowa City, IA	12/9/38	W	37-34	Iowa City, IA	12/8/20	W	93-80	Iowa City, IA
2/25/92	W	79-64	Minneapolis, MN	12/7/40	W	75-35	Iowa City, IA	<b>North Carolina A&amp;T (Iowa leads, 1-0)</b>			
1/13/93	W	84-77	Iowa City, IA	12/18/43	W	54-29	Iowa City, IA	11/14/11	W	95-79	Iowa City, IA
2/13/93	L	85-91	Minneapolis, MN	<b>Monmouth, NJ (Iowa leads, 1-0)</b>				<b>North Carolina-Asheville (Iowa leads, 1-0)</b>			
2/2/94	W	92-88	Iowa City, IA	12/30/89	W	55-46	Iowa City, IA	11/23/03	W	107-80	Iowa City, IA
3/5/94	L	96-107###	Minneapolis, MN	<b>Montana State (Iowa leads, 2-0)</b>				<b>North Carolina-Charlotte (Iowa leads, 1-0)</b>			
1/28/95	L	54-55	Iowa City, IA	12/23/46	W	76-49	Iowa City, IA	1/27/73	W	72-49	Iowa City, IA
2/15/95	W	74-70	Minneapolis, MN	%12/6/02	W	65-44	Iowa City, IA	<b>North Carolina Central (Iowa leads, 2-0)</b>			
1/6/96	W	92-63	Iowa City, IA	<b>Morehead State (Iowa leads, 3-0)</b>				11/28/09	W	73-63	Iowa City, IA
3/6/96	L	64-72	Minneapolis, MN	3/16/56	W	97-83	Iowa City, IA	11/25/20	W	97-67	Iowa City, IA
1/23/97	L	51-66	Minneapolis, MN	11/28/84	W	89-46	Iowa City, IA	<b>North Carolina-Greensboro (Iowa leads, 1-0)</b>			
2/15/97	L	66-68	Iowa City, IA	12/23/95	W	82-57	Iowa City, IA	%12/4/04	W	83-58	Iowa City, IA
1/18/98	W	82-69	Minneapolis, MN	<b>Morgan State (Iowa leads, 1-0)</b>				<b>North Carolina-Wilmington (Iowa leads, 1-0)</b>			
2/12/98	L	71-73	Iowa City, IA	11/25/94	W	126-79	Iowa City, IA	11/8/13	W	82-39	Iowa City, IA
1/16/99	L	70-75	Minneapolis, MN	<b>Navy (Iowa leads, 2-0)</b>				<b>North Carolina State (Series tied, 3-3)</b>			
2/10/99	W	76-73	Iowa City, IA	%12/3/82	W	76-65	Iowa City, IA	%12/27/56	L	70-84	Chapel Hill, NC
1/12/00	L	82-85	Minneapolis, MN	%12/4/87	W	91-61	Iowa City, IA	*3/8/80	W	77-64	Greensboro, NC
2/27/00	W	71-59	Iowa City, IA	<b>Nebraska (Iowa leads, 22-13)</b>				*3/14/86	L	64-66	Minneapolis, MN
\$3/9/00	W	81-78	Chicago, IL	1/21/07	L	17-27	Lincoln, NE	%11/29/86	W	90-89	Anchorage, AK
1/24/01	W	87-74	Minneapolis, MN	2/22/07	W	32-29	Iowa City, IA	*3/19/89	L	96-102##	Providence, RI
1/31/01	W	64-55	Iowa City, IA	3/7/08	W	39-26	Iowa City, IA	11/30/05	W	45-42	Iowa City, IA
2/9/02	L	78-86	Iowa City, IA	1/25/30	L	26-41	Lincoln, NE	<b>North Dakota (Iowa leads, 8-0)</b>			
2/12/03	L	64-77	Minneapolis, MN	12/19/31	W	34-29	Iowa City, IA	12/8/23	W	22-11	Iowa City, IA
1/13/04	W	83-68	Minneapolis, MN	12/20/34	W	31-24	Lincoln, NE	2/3/37	W	35-30	Iowa City, IA
2/28/04	W	66-62	Iowa City, IA	12/30/41	L	34-41	Iowa City, IA	1/6/41	W	43-23	Grand Forks, ND
1/15/05	W	66-60	Iowa City, IA	12/19/42	L	43-52	Iowa City, IA	12/13/47	W	58-47	Iowa City, IA
2/23/05	L	57-65	Minneapolis, MN	12/10/43	W	50-33	Iowa City, IA	12/7/59	W	79-43	Iowa City, IA
1/18/06	W	76-72###	Iowa City, IA	12/16/44	W	61-45	Lincoln, NE	12/21/64	W	106-65	Iowa City, IA
2/18/06	L	61-74	Minneapolis, MN	12/17/45	W	61-35	Iowa City, IA	12/19/69	W	91-59	Iowa City, IA
\$3/10/06	W	67-57	Indianapolis, IN	12/12/53	L	70-81	Lincoln, NE	12/20/16	W	84-73	Iowa City, IA
1/13/07	W	60-49	Iowa City, IA	12/6/54	W	84-61	Lincoln, NE	<b>North Dakota State (Series tied, 1-1)</b>			
2/7/07	W	91-78	Minneapolis, MN	12/3/55	W	60-51	Iowa City, IA	1/3/33	L	17-21	Iowa City, IA
2/9/08	L	50-63	Minneapolis, MN	12/3/56	L	43-67	Lincoln, NE	11/17/14	W	87-56	Iowa City, IA
1/8/09	L	49-52	Iowa City, IA	12/5/70	L	82-56	Lincoln, NE				
1/2/10	L	74-86	Iowa City, IA	12/21/71	W	86-77	Iowa City, IA				
3/7/10	L	53-88	Minneapolis, MN								
1/16/11	L	59-69	Minneapolis, MN								
2/13/11	L	45-62	Iowa City, IA								
1/4/12	W	64-62	Minneapolis, MN								
2/1/12	W	63-59	Iowa City, IA								
2/3/13	L	59-62	Minneapolis, MN								
2/17/13	W	72-51	Iowa City, IA								
1/19/14	W	94-73	Iowa City, IA								
2/25/14	L	89-95	Minneapolis, MN								
1/13/15	W	77-75	Minneapolis, MN								
2/12/15	L	59-64	Iowa City, IA								
2/14/16	W	75-71	Iowa City, IA								
2/8/17	L	89-101##	Minneapolis, MN								



**North Florida (Iowa leads, 2-0)**  
 12/22/14 W 80-70 Iowa City, IA  
 11/21/19 W 83-68 Iowa City, IA

**North Texas (Iowa leads, 1-0)**  
 11/16/97 W 112-64 Iowa City, IA

**Northeastern (Iowa leads, 1-0)**  
 %11/30/86 W 103-80 Anchorage, AK

**Northern Colorado (Iowa leads, 1-0)**  
 11/14/07 W 59-47 Iowa City, IA

**Northern Illinois (Iowa leads, 9-0)**  
 12/1/73 W 85-83 Iowa City, IA  
 12/1/79 W 86-43 Iowa City, IA  
 11/29/80 W 61-47 DeKalb, IL  
 11/28/81 W 84-66 Iowa City, IA  
 %12/6/03 W 65-57 Iowa City, IA  
 11/17/11 W 88-55 Iowa City, IA  
 11/26/14 W 70-49 Iowa City, IA  
 12/29/17 W 98-75 Iowa City, IA  
 12/13/20 W 106-53 Iowa City, IA

**Northern Iowa (Iowa leads, 36-10)**  
 1/13/06 W 51-9 Iowa City, IA  
 2/16/06 W 70-25 Cedar Falls, IA  
 12/13/06 W 73-16 Iowa City, IA  
 1/13/09 W 42-12 Iowa City, IA  
 2/19/09 W 49-9 Cedar Falls, IA  
 1/22/10 W 34-11 Cedar Falls, IA  
 2/14/11 W 43-17 Cedar Falls, IA  
 1/27/12 W 28-8 Iowa City, IA  
 2/29/12 W 21-16 Cedar Falls, IA  
 1/11/13 W 24-20 Iowa City, IA  
 3/6/13 L 15-21 Cedar Falls, IA  
 1/7/14 W 21-20 Iowa City, IA  
 2/11/14 W 27-14 Cedar Falls, IA  
 1/9/15 W 44-16 Iowa City, IA  
 12/15/16 W 33-15 Iowa City, IA  
 12/30/80 W 78-46 Iowa City, IA  
 12/30/81 W 86-52 Iowa City, IA  
 12/12/82 W 84-53 Iowa City, IA  
 12/6/88 W 95-76 Iowa City, IA  
 1/3/90 L 74-77 Cedar Falls, IA  
 12/4/90 W 72-68 Iowa City, IA  
 12/10/91 W 108-85 Cedar Falls, IA  
 12/8/92 W 64-44 Iowa City, IA  
 12/7/93 W 81-76 Cedar Falls, IA  
 12/7/94 W 80-48 Iowa City, IA  
 12/5/95 W 78-73 Cedar Falls, IA  
 12/10/96 W 72-63 Iowa City, IA  
 12/9/97 L 78-84 Cedar Falls, IA  
 11/19/98 W 83-67 Iowa City, IA  
 12/7/99 W 67-59 Cedar Falls, IA  
 12/5/00 W 74-42 Iowa City, IA  
 12/4/01 L 76-78 Cedar Falls, IA  
 12/10/02 W 63-54 Iowa City, IA  
 12/9/03 L 66-77 Cedar Falls, IA  
 12/7/04 W 76-73 Iowa City, IA  
 12/6/05 L 63-67# Cedar Falls, IA  
 12/5/06 L 55-57 Iowa City, IA  
 12/5/07 W 62-55 Cedar Falls, IA  
 12/5/08 W 65-46 Iowa City, IA  
 12/8/09 L 50-67 Cedar Falls, IA  
 12/7/10 W 51-39 Iowa City, IA  
 12/6/11 L 60-80 Cedar Falls, IA  
 12/15/12 W 80-73 Des Moines, IA  
 12/20/14 L 44-56 Des Moines, IA  
 12/17/16 W 69-46 Des Moines, IA  
 12/15/18 W 77-54 Des Moines, IA

**Northern Michigan (Iowa leads, 1-0)**  
 12/4/68 W 99-69 Iowa City, IA

**Northwestern (Iowa leads, 121-60)**  
 3/11/05 L 23-24 Evanston, IL  
 2/19/10 W 18-11 Evanston, IL  
 3/5/10 W 35-6 Iowa City, IA  
 1/27/11 W 17-10 Iowa City, IA  
 2/18/11 W 27-18 Evanston, IL  
 1/16/13 L 12-29 Evanston, IL  
 3/1/13 L 11-19 Iowa City, IA  
 2/21/14 L 23-35 Iowa City, IA  
 3/7/14 L 23-41 Evanston, IL  
 1/13/15 L 15-26 Evanston, IL  
 3/6/15 L 16-25 Iowa City, IA  
 1/24/17 L 15-24 Evanston, IL

3/10/17 L 15-28 Iowa City, IA  
 1/18/19 W 29-28 Evanston, IL  
 3/8/19 W 28-12 Iowa City, IA  
 1/17/20 W 25-13 Evanston, IL  
 2/27/20 W 27-23 Iowa City, IA  
 3/14/21 W 33-17 Iowa City, IA  
 3/28/21 W 20-14 Evanston, IL  
 1/27/23 W 29-12 Iowa City, IA  
 2/10/23 W 28-11 Evanston, IL  
 2/7/25 W 35-20 Evanston, IL  
 3/7/25 W 26-15 Iowa City, IA  
 1/25/26 L 21-27 Evanston, IL  
 2/20/26 W 12-11 Iowa City, IA  
 1/9/28 L 33-37 Iowa City, IA  
 2/13/28 L 28-49 Evanston, IL  
 1/17/29 L 27-28 Evanston, IL  
 3/2/29 L 33-38 Iowa City, IA  
 2/21/31 L 30-40 Iowa City, IA  
 3/2/31 L 16-41 Evanston, IL  
 1/11/32 L 26-32 Iowa City, IA  
 2/13/32 W 30-25 Evanston, IL  
 1/6/34 W 41-28 Iowa City, IA  
 2/12/34 L 29-35 Evanston, IL  
 1/12/35 W 38-35 Evanston, IL  
 3/4/35 W 35-33 Iowa City, IA  
 1/9/37 W 33-26 Evanston, IL  
 2/8/37 W 39-29 Iowa City, IA  
 1/10/38 L 28-36 Iowa City, IA  
 2/21/38 W 26-25 Evanston, IL  
 2/4/39 L 25-27 Evanston, IL  
 2/27/39 W 41-26 Iowa City, IA  
 2/24/40 L 29-39 Evanston, IL  
 3/4/40 L 34-43 Iowa City, IA  
 1/20/41 W 52-41 Iowa City, IA  
 3/1/41 L 36-45 Evanston, IL  
 2/14/42 W 46-44 Evanston, IL  
 2/13/43 L 33-52 Evanston, IL  
 2/15/43 L 50-52 Evanston, IL  
 3/3/44 W 45-39 Iowa City, IA  
 3/4/44 L 41-42 Iowa City, IA  
 1/25/47 L 40-59 Evanston, IL  
 2/2/48 W 57-54# Iowa City, IA  
 1/22/49 L 44-65 Evanston, IL  
 1/21/50 W 61-56 Iowa City, IA  
 1/13/51 L 70-73 Evanston, IL  
 2/5/51 W 73-55 Iowa City, IA  
 1/14/52 W 78-64 Iowa City, IA  
 3/1/52 W 77-68 Evanston, IL  
 1/19/53 W 69-68 Iowa City, IA  
 2/28/53 W 93-78 Evanston, IL  
 1/25/54 W 65-52 Iowa City, IA  
 1/22/55 L 73-93 Evanston, IL  
 2/11/56 W 70-65 Evanston, IL  
 2/27/56 W 86-68 Iowa City, IA  
 1/21/57 L 63-70 Evanston, IL  
 2/23/57 W 74-66 Iowa City, IA  
 1/13/58 L 80-82# Iowa City, IA  
 2/24/58 W 86-78 Evanston, IL  
 1/3/59 L 77-80 Evanston, IL  
 1/24/59 L 96-99# Iowa City, IA  
 1/9/60 W 73-59 Iowa City, IA  
 3/11/61 W 63-62 Evanston, IL  
 1/8/62 W 74-69 Iowa City, IA  
 1/20/62 W 72-60 Evanston, IL  
 2/9/63 W 66-55## Evanston, IL  
 3/2/63 L 66-76 Iowa City, IA  
 2/24/64 L 76-98 Evanston, IL  
 2/6/65 W 78-72 Iowa City, IA  
 1/10/66 W 70-58 Iowa City, IA  
 2/12/66 L 73-81 Evanston, IL  
 1/21/67 L 88-90 Evanston, IL  
 2/14/67 W 80-75 Iowa City, IA  
 1/6/68 L 67-76 Evanston, IL  
 2/11/69 W 84-80# Iowa City, IA  
 2/24/70 W 116-97 Iowa City, IA  
 3/7/70 W 115-101 Evanston, IL  
 1/30/71 W 87-85 Evanston, IL  
 3/2/71 W 78-64 Iowa City, IA  
 1/11/72 W 76-67 Iowa City, IA  
 2/19/73 W 94-83# Evanston, IL  
 1/12/74 L 67-87 Evanston, IL  
 3/2/74 W 85-76 Iowa City, IA  
 1/2/75 W 75-73 Evanston, IL  
 3/3/75 W 65-58## Iowa City, IA  
 1/19/76 L 92-99# Evanston, IL  
 2/16/76 W 81-68 Iowa City, IA  
 1/22/77 W 76-74 Iowa City, IA  
 3/3/77 W 78-60 Evanston, IL

1/19/78 L 59-62 Evanston, IL  
 2/16/78 W 76-74 Iowa City, IA  
 1/4/79 W 65-57 Evanston, IL  
 3/3/79 W 95-64 Iowa City, IA  
 1/24/80 W 60-58 Iowa City, IA  
 2/16/80 W 76-65 Evanston, IL  
 2/5/81 W 76-65 Evanston, IL  
 2/14/81 W 82-64 Iowa City, IA  
 1/21/82 W 49-48 Evanston, IL  
 2/11/82 W 62-49 Iowa City, IA  
 1/13/83 W 66-57 Evanston, IL  
 3/3/83 W 63-50 Iowa City, IA  
 1/12/84 W 42-39 Iowa City, IA  
 3/1/84 W 57-48 Evanston, IL  
 1/24/85 W 66-47 Iowa City, IA  
 2/23/85 L 58-78 Evanston, IL  
 1/23/86 W 76-43 Evanston, IL  
 2/22/86 W 76-45 Iowa City, IA  
 1/3/87 W 80-44 Iowa City, IA  
 3/5/87 W 103-76 Evanston, IL  
 1/16/88 W 92-68 Iowa City, IA  
 2/24/88 W 91-74 Evanston, IL  
 2/2/89 W 102-84 Iowa City, IA  
 2/22/89 W 89-84 Evanston, IL  
 2/3/90 W 98-80 Iowa City, IA  
 2/22/90 L 66-72 Evanston, IL  
 2/2/91 W 82-66 Iowa City, IA  
 3/7/91 W 79-76 Evanston, IL  
 1/22/92 W 78-71 Evanston, IL  
 3/11/92 W 69-66 Iowa City, IA  
 2/20/93 W 75-63 Evanston, IL  
 3/8/93 W 56-50 Iowa City, IA  
 1/26/94 W 86-76 Evanston, IL  
 2/26/94 L 74-80 Iowa City, IA  
 2/9/95 W 116-77 Iowa City, IA  
 2/7/96 W 88-77 Evanston, IL  
 1/2/97 W 72-55 Iowa City, IA  
 3/8/97 W 75-59 Evanston, IL  
 1/3/98 W 91-57 Iowa City, IA  
 2/25/98 W 75-55 Evanston, IL  
 1/3/99 W 52-48 Evanston, IL  
 2/23/99 W 65-48 Iowa City, IA  
 1/5/00 W 58-52 Iowa City, IA  
 2/10/01 L 61-69 Evanston, IL  
 \$3/8/01 W 72-55 Chicago, IL  
 1/9/02 W 70-60 Iowa City, IA  
 1/19/02 L 50-63 Evanston, IL  
 1/8/03 W 68-63 Evanston, IL  
 3/8/03 W 77-61 Iowa City, IA  
 1/10/04 L 68-77 Iowa City, IA  
 3/3/04 L 49-51 Evanston, IL  
 1/26/05 L 74-75# Evanston, IL  
 2/12/05 W 64-54 Iowa City, IA  
 2/8/06 L 48-51 Evanston, IL  
 2/15/07 W 66-58 Iowa City, IA  
 2/19/08 W 53-51 Iowa City, IA  
 3/4/08 W 67-62 Evanston, IL  
 2/7/09 W 56-51 Iowa City, IA  
 2/28/09 L 49-55 Evanston, IL  
 2/10/10 W 78-65 Iowa City, IA  
 2/25/10 L 57-74 Evanston, IL  
 1/12/11 L 71-90 Iowa City, IA  
 2/17/11 L 70-73 Evanston, IL  
 2/9/12 L 64-83 Evanston, IL  
 3/3/12 L 66-70 Iowa City, IA  
 1/13/13 W 70-50 Evanston, IL  
 2/9/13 W 71-57 Iowa City, IA  
 \$3/14/13 W 73-59 Chicago, IL  
 1/9/14 W 93-67 Iowa City, IA  
 1/25/14 W 76-50 Evanston, IL  
 \$3/13/14 L 62-67 Indianapolis, IN  
 2/15/15 L 61-66# Evanston, IL  
 3/7/15 W 69-52 Iowa City, IA  
 1/31/16 W 85-71 Iowa City, IA  
 1/15/17 L 54-89 Evanston, IL  
 2/25/18 W 77-70 Iowa City, IA  
 1/9/19 W 73-63 Evanston, IL  
 2/10/19 W 80-79 Iowa City, IA  
 1/14/20 W 75-62 Evanston, IL  
 12/29/20 W 87-72 Iowa City, IA  
 1/17/21 W 96-73 Evanston, IL

**Northwestern State (NSU leads, 1-0)**  
 \*3/17/06 L 63-64 Auburn Hills, MI

**Notre Dame (Notre Dame leads, 10-6)**  
 1/3/23 L 23-24 Iowa City, IA  
 12/18/25 L 16-17 South Bend, IN

# ALL-TIME SERIES RESULTS



12/20/26	L	18-19	Iowa City, IA
12/12/27	L	20-23	Iowa City, IA
12/23/29	L	19-32	South Bend, IN
3/14/31	W	23-17	Iowa City, IA
2/1/32	L	18-33	South Bend, IN
2/26/44	L	42-66	South Bend, IN
12/23/44	W	63-46	Iowa City, IA
12/19/49	W	64-62	South Bend, IN
12/18/50	W	63-60	Iowa City, IA
*3/14/70	W	121-106	Columbus, OH
&11/17/90	L	68-77	South Bend, IN
12/13/13	W	98-93	Iowa City, IA
%11/27/15	L	62-68	Orlando, FL
11/29/16	L	78-92	South Bend, IN
<b>Oakland University (Iowa leads, 1-0)</b>			
%11/23/09	W	66-57	Iowa City, IA
<b>Ohio State (Series tied, 82-82)</b>			
2/8/15	L	16-17	Iowa City, IA
2/22/15	L	15-27	Columbus, OH
2/18/22	W	31-27	Iowa City, IA
3/6/22	W	34-18	Columbus, OH
1/20/23	W	46-21	Iowa City, IA
2/12/23	W	36-25	Columbus, OH
1/21/24	L	28-43	Columbus, OH
2/9/24	L	24-26	Iowa City, IA
1/23/26	L	21-35	Columbus, OH
3/3/26	W	18-17	Iowa City, IA
2/5/27	W	39-25	Iowa City, IA
3/5/27	L	28-30	Columbus, OH
1/5/29	W	34-26	Iowa City, IA
2/25/29	L	23-42	Columbus, OH
1/9/32	L	17-20	Columbus, OH
1/16/32	L	23-40	Iowa City, IA
2/20/33	L	23-38	Columbus, OH
2/25/33	W	37-29	Iowa City, IA
1/5/35	W	32-21	Iowa City, IA
2/9/35	L	24-42	Columbus, OH
1/13/36	W	25-23	Iowa City, IA
1/20/36	L	26-34	Columbus, OH
1/15/38	L	29-48	Columbus, OH
2/5/38	L	43-51	Iowa City, IA
2/18/39	L	40-53	Columbus, OH
2/12/40	W	43-33	Iowa City, IA
2/8/41	L	44-49	Columbus, OH
1/17/42	L	52-54	Columbus, OH
2/9/42	W	52-44	Iowa City, IA
2/27/43	W	43-41	Iowa City, IA
3/1/43	L	46-53	Iowa City, IA
2/11/44	L	49-63	Columbus, OH
2/12/44	L	42-56	Columbus, OH
1/11/47	W	61-35	Iowa City, IA
1/5/48	W	49-41	Columbus, OH
1/15/49	W	53-49	Iowa City, IA
1/23/50	L	54-68	Columbus, OH
2/10/51	W	83-71	Iowa City, IA
2/18/52	W	75-62	Columbus, OH
2/16/53	W	71-68	Columbus, OH
2/23/53	W	90-75	Iowa City, IA
2/15/54	L	69-77	Columbus, OH
3/1/54	W	84-71	Iowa City, IA
1/24/55	W	79-66	Columbus, OH
2/14/55	W	79-68	Iowa City, IA
1/9/56	W	88-73	Columbus, OH
1/5/57	L	60-72	Iowa City, IA
1/20/58	L	64-70	Columbus, OH
2/1/58	W	66-64	Iowa City, IA
1/26/59	L	72-86	Columbus, OH
2/21/59	W	91-79	Iowa City, IA
2/13/60	L	47-75	Columbus, OH
2/18/61	L	61-62	Iowa City, IA
2/5/62	L	63-89	Columbus, OH
2/26/62	L	62-72	Iowa City, IA
1/19/63	W	81-74	Iowa City, IA
2/23/63	L	70-83	Columbus, OH
2/17/64	L	82-99	Iowa City, IA
2/13/65	W	82-81	Columbus, OH
1/24/66	W	98-89	Iowa City, IA
2/9/66	W	86-80	Columbus, OH
2/11/67	W	73-72	Columbus, OH
3/4/67	W	90-56	Iowa City, IA
1/13/68	W	74-72#	Iowa City, IA
@3/12/68	L	81-85	West Lafayette, IN
2/22/69	L	81-88	Columbus, OH
2/21/70	W	97-89	Columbus, OH
3/3/70	W	113-92	Iowa City, IA
1/9/71	L	76-96	Iowa City, IA

2/23/71	L	71-80	Columbus, OH
2/1/72	L	77-82	Columbus, OH
2/8/72	W	80-67	Iowa City, IA
1/2/73	L	72-75	Columbus, OH
2/12/73	L	80-86	Iowa City, IA
2/16/74	W	69-67	Iowa City, IA
1/13/75	L	77-94	Columbus, OH
2/10/75	L	69-75	Iowa City, IA
1/24/76	W	78-67	Iowa City, IA
2/21/76	W	69-66	Columbus, OH
1/27/77	W	84-66	Iowa City, IA
2/14/77	W	74-70#	Columbus, OH
1/7/78	W	87-75	Columbus, OH
3/2/78	W	87-70	Iowa City, IA
1/11/79	L	67-72	Iowa City, IA
2/24/79	W	83-68	Columbus, OH
1/10/80	L	71-77	Iowa City, IA
2/23/80	L	69-70	Columbus, OH
1/8/81	L	56-58	Iowa City, IA
3/7/81	L	70-78	Columbus, OH
1/30/82	W	76-66	Iowa City, IA
2/6/82	W	69-65#	Columbus, OH
1/27/83	L	83-89##	Iowa City, IA
2/19/83	L	69-85	Columbus, OH
1/26/84	L	54-65	Columbus, OH
2/18/84	W	74-60	Iowa City, IA
2/2/85	W	67-58	Columbus, OH
2/28/85	W	87-82	Iowa City, IA
2/1/86	W	86-75	Iowa City, IA
2/26/86	L	74-81	Columbus, OH
1/24/87	L	76-80	Iowa City, IA
2/18/87	W	82-80	Columbus, OH
1/14/88	L	83-87	Columbus, OH
2/10/88	W	92-75	Iowa City, IA
1/19/89	L	91-102	Columbus, OH
2/13/89	W	83-73	Iowa City, IA
1/6/90	L	73-79	Iowa City, IA
2/8/90	L	80-98	Columbus, OH
1/3/91	L	59-63	Columbus, OH
3/10/91	W	80-69	Iowa City, IA
1/19/92	L	81-85	Columbus, OH
2/18/92	W	92-86	Iowa City, IA
1/9/93	L	81-92	Columbus, OH
2/16/93	W	68-54	Iowa City, IA
1/4/94	L	68-72	Columbus, OH
3/12/94	W	83-74	Iowa City, IA
1/25/95	W	81-66	Columbus, OH
2/18/95	W	85-66	Iowa City, IA
1/10/96	W	81-53	Iowa City, IA
3/2/96	W	73-64	Columbus, OH
1/15/97	W	76-62	Iowa City, IA
2/22/97	W	69-56	Columbus, OH
1/14/98	W	61-46	Columbus, OH
2/14/98	W	82-70	Iowa City, IA
1/12/99	W	71-68	Columbus, OH
2/13/99	L	69-73	Iowa City, IA
2/9/00	W	67-64	Columbus, OH
2/7/01	L	68-69	Iowa City, IA
\$3/9/01	W	75-66	Chicago, IL
1/5/02	L	62-72	Columbus, OH
2/16/02	L	66-72	Iowa City, IA
\$3/10/02	L	64-81	Indianapolis, IN
1/25/03	L	72-83	Iowa City, IA
2/25/03	W	71-64	Columbus, OH
\$3/13/03	L	64-66	Chicago, IL
1/24/04	W	79-65	Iowa City, IA
2/18/04	W	78-67	Columbus, OH
1/8/05	L	69-81	Columbus, OH
3/2/05	W	74-72	Iowa City, IA
1/28/06	W	67-62	Iowa City, IA
\$3/12/06	W	67-60	Indianapolis, IN
1/20/07	L	63-82	Columbus, OH
1/9/08	L	48-79	Columbus, OH
2/2/08	W	53-48	Iowa City, IA
12/31/08	L	65-68	Columbus, OH
3/3/09	L	58-60	Iowa City, IA
1/27/10	L	57-65	Iowa City, IA
2/7/10	L	58-68	Columbus, OH
1/4/11	L	68-73	Iowa City, IA
1/19/11	L	48-70	Columbus, OH
1/7/12	L	47-76	Iowa City, IA
1/22/13	L	63-72	Columbus, OH
1/12/14	W	84-74	Columbus, OH
2/4/14	L	69-76	Iowa City, IA
12/31/14	W	71-65	Columbus, OH
1/17/15	W	76-67	Iowa City, IA
2/28/16	L	64-68	Columbus, OH
1/28/17	W	85-72	Iowa City, IA

1/4/18	L	81-92	Iowa City, IA
2/10/18	L	64-82	Columbus, OH
1/12/19	W	72-62	Iowa City, IA
2/26/19	L	70-90	Columbus, OH
2/20/20	W	85-76	Iowa City, IA
2/4/21	L	85-89	Iowa City, IA
2/28/21	W	73-57	Iowa City, IA
<b>Ohio University (Iowa leads, 5-1)</b>			
12/15/62	L	54-62	Iowa City, IA
%12/1/89	W	75-49	Iowa City, IA
&12/3/94	W	91-75	Iowa City, IA
&3/21/95	W	66-62	Iowa City, IA
%11/22/95	W	78-51	Anchorage, AK
%12/4/99	W	86-66	Iowa City, IA
<b>Oklahoma (Iowa leads, 3-2)</b>			
12/20/51	W	59-46	Iowa City, IA
12/6/52	L	62-63	Norman, OK
12/8/58	L	57-80	Norman, OK
12/19/59	W	62-49	Iowa City, IA
*3/20/87	W	93-91	Seattle, WA
<b>Oklahoma State (Iowa leads, 1-0)</b>			
1/3/30	W	26-21	Iowa City, IA
<b>Omaha (Iowa leads, 1-0)</b>			
12/1/48	W	64-44	Iowa City, IA
<b>Oral Roberts (Iowa leads, 2-0)</b>			
%12/3/87	W	126-94	Oklahoma City, OK
11/15/19	W	87-74	Iowa City, IA
<b>Oregon (Iowa leads, 6-1)</b>			
12/28/49	W	81-54	Iowa City, IA
12/30/49	W	70-69#	Eugene, OR
12/28/51	W	86-72	Eugene, OR
12/26/52	W	86-57	Eugene, OR
%12/27/62	W	62-48	Pullman, WA
&3/18/12	L	97-108	Eugene, OR
%11/15/18	W	77-69	New York, NY
<b>Oregon State (Oregon State leads, 5-2)</b>			
12/21/57	W	77-67#	Iowa City, IA
%12/29/58	L	71-72	Pullman, WA
%12/22/62	L	55-61	Lexington, KY
%12/29/62	L	57-64	Pullman, WA
%12/27/74	L	60-97	Pullman, WA
%12/3/83	W	56-45	Iowa City, IA
12/10/83	L	48-53	Corvallis, OR
<b>Ottumwa (Ottumwa leads, 1-0)</b>			
12/30/13	L	17-41	Ottumwa, IA
<b>Penn State (Iowa leads, 32-18)</b>			
*3/11/55	W	82-53	Evanston, IL
%12/26/61	W	67-48	Philadelphia, PA
2/22/93	W	74-58	State College, PA
2/24/93	W	58-38	Iowa City, IA
1/22/94	W	81-70	Iowa City, IA
2/23/94	L	80-89	State College, PA
2/4/95	L	64-74	State College, PA
&3/23/95	L	64-67	Iowa City, IA
2/3/96	L	87-95#	Iowa City, IA
1/4/97	W	69-57	State College, PA
3/5/97	W	81-55	Iowa City, IA
1/28/98	L	65-67	State College, PA
1/27/99	W	84-74	Iowa City, IA
1/15/00	L	61-73	State College, PA
3/4/00	W	86-83	Iowa City, IA
1/6/01	W	86-85	State College, PA
3/1/01	L	73-78	Iowa City, IA
\$3/10/01	W	94-74	Chicago, IL
2/2/02	W	81-64	Iowa City, IA
2/13/02	L	65-71	State College, PA
2/5/03	W	75-55	State College, PA
2/15/03	W	84-71	Iowa City, IA
1/31/04	W	77-58	Iowa City, IA
2/26/05	W	78-56	State College, PA
1/14/06	W	80-76	State College, PA
3/1/06	W	65-38	Iowa City, IA
1/24/07	W	79-63	Iowa City, IA
2/28/07	L	72-74	State College, PA
1/26/08	W	64-49	Iowa City, IA
2/27/08	L	64-65	State College, PA
1/24/09	L	59-63	State College, PA
3/7/09	W	75-67##	Iowa City, IA
1/16/10	W	67-64	Iowa City, IA



Table with columns for date, result (W/L), score, and location. Includes games from 1/26/11 to 2/21/21.

Pennsylvania (Iowa leads, 3-1)

Table with columns for date, result, score, and location. Includes games from 12/17/55 to 11/22/13.

Pepperdine (Iowa leads, 3-0)

Table with columns for date, result, score, and location. Includes games from 12/2/65 to 11/24/14.

Pittsburgh (Pittsburgh leads, 5-3)

Table with columns for date, result, score, and location. Includes games from 12/19/27 to 11/27/18.

Portland (Iowa leads, 1-0)

Table with columns for date, result, score, and location. Includes game from 12/28/87.

Prairie View A&M (Iowa leads, 1-0)

Table with columns for date, result, score, and location. Includes game from 12/5/09.

Princeton (Iowa leads, 2-0)

Table with columns for date, result, score, and location. Includes games from 1/3/48 to 12/18/54.

Providence (Providence leads, 1-0)

Table with columns for date, result, score, and location. Includes game from 12/19/65.

Puerto Rico-Mayaguez (Iowa leads, 1-0)

Table with columns for date, result, score, and location. Includes game from 12/21/97.

Purdue (Purdue leads, 92-77)

Table with columns for date, result, score, and location. Includes games from 1/30/08 to 2/26/40.

Table with columns for date, result, score, and location. Includes games from 2/24/41 to 3/2/91.

Table with columns for date, result, score, and location. Includes games from 1/11/92 to 12/22/20.

Regis (Iowa leads, 1-0)

Table with columns for date, result, score, and location. Includes game from 1/31/48.

Rider (Iowa leads, 1-0)

Table with columns for date, result, score, and location. Includes game from 12/22/87.

Rice (Iowa leads, 1-0)

Table with columns for date, result, score, and location. Includes game from 12/5/98.

Ripon (Iowa leads, 1-0)

Table with columns for date, result, score, and location. Includes game from 1/2/43.

Robert Morris (Iowa leads, 1-0)

Table with columns for date, result, score, and location. Includes game from 12/22/06.

Rockford (Iowa leads, 1-0)

Table with columns for date, result, score, and location. Includes game from 12/29/20.

Rutgers (Iowa leads, 9-2)

Table with columns for date, result, score, and location. Includes games from 3/17/89 to 2/10/21.

Sacred Heart (Iowa leads, 1-0)

Table with columns for date, result, score, and location. Includes game from 2/13/12.

St. Ambrose (Iowa leads, 2-0)

Table with columns for date, result, score, and location. Includes games from 1/30/33 to 1/27/34.



# ALL-TIME SERIES RESULTS

# IOWA BASKETBALL



2022 MEDIA GUIDE

**St. Bonaventure (Iowa leads, 1-0)**  
%12/23/98 W 81-67 San Juan, P. Rico

**St. Francis, PA (Iowa leads, 1-0)**  
12/9/69 W 81-68 Iowa City, IA

**St. John's, NY (Series tied, 1-1)**  
%12/26/59 W 91-84 New York, NY  
%12/26/70 L 55-57 Honolulu, HI

**St. Mary's (Iowa leads, 3-0)**  
12/19/46 W 44-41 Iowa City, IA  
12/30/48 W 46-43 Iowa City, IA  
12/13/55 W 68-49 Iowa City, IA

**St. Joseph's (St. Joseph's leads, 2-0)**  
2/12/12 L 9-11 Dubuque, IA  
%12/29/86 L 56-60 Pullman, WA

**Saint Louis (Iowa leads, 11-7)**  
12/7/26 W 35-19 Iowa City, IA  
12/4/27 W 43-13 Iowa City, IA  
2/17/30 L 25-32 St. Louis, MO  
2/25/30 L 24-31 Iowa City, IA  
12/8/30 L 14-26 Iowa City, IA  
3/6/33 W 52-20 St. Louis, MO  
12/31/38 W 47-37 Iowa City, IA  
1/1/46 W 51-40 Iowa City, IA  
12/10/60 L 55-61 Iowa City, IA  
12/16/61 L 61-79 St. Louis, MO  
12/10/62 L 58-65 St. Louis, MO  
12/9/63 W 79-77 Iowa City, IA  
%12/30/67 W 80-77 Los Angeles, CA  
%12/24/88 W 83-80 Chaminade, HI  
%12/30/00 W 68-56 Honolulu, HI  
&3/17/04 L 69-70 St. Charles, MO  
12/31/04 W 67-58 Iowa City, IA  
12/30/05 W 60-50 St. Louis, MO

**San Diego State (San Diego State leads, 1-0)**  
%11/29/19 L 73-83 Las Vegas, NV

**San Francisco (San Francisco leads, 1-0)**  
\*3/23/56 L 71-83 Evanston, IL

**San Jose State (San Jose State leads, 1-0)**  
12/21/75 L 103-105### Iowa City, IA

**Santa Clara (Iowa leads, 1-0)**  
\*3/13/87 W 99-76 Tucson, AZ

**Savannah State (Iowa leads, 2-0)**  
11/13/16 W 116-84 Iowa City, IA  
12/22/18 W 110-64 Iowa City, IA

**Seton Hall (Series tied, 1-1)**  
%12/29/82 W 85-63 Rochester, NY  
11/17/16 L 83-91 Iowa City, IA

**Simpson (Simpson leads, 1-0)**  
1/3/13 L 14-24 Knoxville, IA

**South Alabama (Iowa leads, 1-0)**  
%12/4/99 W 82-58 Iowa City, IA

**South Carolina (Iowa leads, 3-0)**  
1/22/72 W 91-85 Columbia, SC  
1/2/82 W 57-47 Columbia, SC  
12/22/84 W 88-78 Iowa City, IA

**South Carolina State (Iowa leads, 2-0)**  
12/21/09 W 82-69 Iowa City, IA  
12/19/12 W 90-46 Iowa City, IA

**Southeast Missouri State (Iowa leads, 1-0)**  
%11/25/08 W 75-41 Iowa City, IA

**Southeastern Louisiana (Iowa leads, 1-0)**  
12/29/07 W 57-50 Iowa City, IA

**South Dakota (Iowa leads, 12-0)**  
12/8/29 W 37-17 Iowa City, IA  
1/2/34 W 42-32 Iowa City, IA  
12/14/36 W 44-23 Iowa City, IA  
1/31/38 W 35-34 Iowa City, IA  
1/30/39 W 35-30 Iowa City, IA  
12/3/45 W 91-26 Iowa City, IA

12/16/46 W 53-25 Iowa City, IA  
12/6/47 W 66-30 Iowa City, IA  
12/2/63 W 85-66 Iowa City, IA  
12/1/64 W 93-68 Iowa City, IA  
12/4/12 W 87-63 Iowa City, IA  
&3/15/17 W 87-75 Iowa City, IA

**South Dakota State (Iowa leads, 7-3)**  
1/7/30 L 20-30 Iowa City, IA  
1/29/40 W 24-23 Iowa City, IA  
12/10/42 W 52-46 Iowa City, IA  
12/11/44 W 87-37 Iowa City, IA  
12/11/45 W 71-33 Iowa City, IA  
12/2/46 W 73-32 Iowa City, IA  
12/1/60 W 77-75 Iowa City, IA  
12/11/62 W 69-52 Iowa City, IA  
11/14/10 L 69-79 Iowa City, IA  
%11/21/17 L 72-80 Cayman Islands

**South Florida (South Florida leads, 1-0)**  
%12/28/92 L 78-85 Tampa, FL

**Southern (Iowa leads, 2-0)**  
12/10/17 W 91-60 Iowa City, IA  
11/27/20 W 103-76 Iowa City, IA

**Southern California (Iowa leads, 5-2)**  
12/18/53 W 66-57 Iowa City, IA  
12/31/53 L 60-70 Los Angeles, CA  
%12/29/60 W 70-62 Los Angeles, CA  
%12/28/64 W 71-65 Los Angeles, CA  
%12/30/75 L 73-81 Honolulu, HI  
12/11/82 W 66-55 Iowa City, IA  
%12/29/83 W 62-61 Los Angeles, CA

**Southern Illinois (Iowa leads, 3-1)**  
12/6/65 W 69-58 Iowa City, IA  
12/6/69 L 67-73 Carbondale, IL  
12/4/67 W 61-49 Iowa City, IA  
%12/22/93 W 90-70 San Juan, P. Rico

**Southern Utah (Iowa leads, 1-0)**  
12/19 W 92-64 Iowa City, IA

**SIUE (Iowa leads, 2-0)**  
11/26/10 W 111-50 Iowa City, IA  
11/8/19 W 87-60 Iowa City, IA

**Southern Methodist (Iowa leads, 5-1)**  
12/9/55 W 80-62 Iowa City, IA  
12/3/57 W 66-60 Iowa City, IA  
12/6/58 L 55-65 Dallas, TX  
12/5/59 W 89-58 Iowa City, IA  
12/12/63 W 73-70 Iowa City, IA  
%12/1/01 W 86-69 Iowa City, IA

**Southern Mississippi (Iowa leads, 2-0)**  
%12/22/97 W 82-58 San Juan, P. Rico  
%12/7/02 W 65-63 Iowa City, IA

**Southwest Texas State (Iowa leads, 1-0)**  
12/30/88 W 96-77 Iowa City, IA

**Stanford (Iowa leads, 5-3)**  
12/29/34 W 38-28 Iowa City, IA  
12/30/54 W 73-46 Iowa City, IA  
12/29/55 L 52-54 Palo Alto, CA  
12/23/66 W 77-74 Iowa City, IA  
12/23/67 L 86-87 Palo Alto, CA  
%12/30/78 W 83-68 San Diego, CA  
%11/27/87 W 78-75 Maui, HI  
%11/12/99 L 58-72 New York, NY

**Stetson (Iowa leads, 1-0)**  
12/5/16 W 95-68 Iowa City, IA

**Stony Brook (Iowa leads, 1-0)**  
&3/22/13 W 75-63 Iowa City, IA

**Syracuse (Iowa leads, 3-1)**  
%12/30/57 W 58-52 Buffalo, NY  
\*3/14/80 W 88-77 Philadelphia, PA  
%11/21/14 L 63-66 New York, NY  
12/3/19 W 68-54 Syracuse, NY

**Tampa (Iowa leads, 1-0)**  
%12/17/85 W 54-45 Pullman, WA

**Temple (Iowa leads, 3-0)**  
\*3/22/56 W 83-76 Evanston, IL  
&11/15/90 W 73-71 Iowa City, IA  
\*3/18/16 W 72-70# Brooklyn, NY

**Tennessee (Tennessee leads, 3-2)**  
%12/28/67 W 64-59 Los Angeles, CA  
%12/20/77 W 92-86 Las Vegas, NV  
%12/29/00 L 68-80 Honolulu, HI  
\*3/19/14 L 65-78# Dayton, OH  
\*3/24/19 L 77-83# Columbus, OH

**Tennessee-Chattanooga (Iowa leads, 1-0)**  
%12/1/01 W 79-60 Iowa City, IA

**Tennessee State (Iowa leads, 2-0)**  
11/30/02 W 84-51 Iowa City, IA  
1/12/10 W 67-62 Iowa City, IA

**Tennessee Tech (Iowa leads, 2-0)**  
1/24/70 W 96-68 Iowa City, IA  
12/22/15 W 85-63 Iowa City, IA

**Texas (Texas leads, 3-2)**  
\*3/19/92 W 98-92 Greensboro, NC  
%11/23/04 W 82-80 Maui, HI  
%11/22/05 L 59-68 Kansas City, MO  
%11/23/09 L 60-85 Kansas City, MO  
%11/20/14 L 57-71 New York, NY

**Texas A&M-Corpus Christi (Iowa leads, 1-0)**  
12/1/12 W 88-59 Iowa City, IA

**TCU (Iowa leads, 2-1)**  
12/31/46 W 61-37 Iowa City, IA  
12/22/48 W 47-46# Iowa City, IA  
&3/19/17 L 92-94# Iowa City, IA

**Texas-Rio Grande Valley (Iowa leads, 5-0)**  
12/21/87 W 110-64 Iowa City, IA  
12/4/92 W 85-29 Iowa City, IA  
%12/1/06 W 62-46 Iowa City, IA  
11/9/12 W 86-55 Iowa City, IA  
11/20/16 W 95-67 Iowa City, IA

**Texas-San Antonio (Iowa leads, 2-1)**  
11/26/05 W 79-46 Iowa City, IA  
%11/17/08 W 73-67 Iowa City, IA  
%11/15/09 L 50-62 Iowa City, IA

**Texas Southern (Iowa leads, 5-0)**  
11/2490 W 80-64 Iowa City, IA  
12/28/92 W 91-70 Iowa City, IA  
12/16/95 W 110-67 Iowa City, IA  
%12/3/99 W 73-51 Iowa City, IA  
12/23/06 W 90-63 Iowa City, IA

**Texas Tech (Iowa leads, 5-1)**  
12/13/58 W 75-73 Iowa City, IA  
12/12/59 W 76-66 Lubbock, TX  
%12/8/85 W 58-48 Iowa City, IA  
12/22/03 L 59-65 Dallas, TX  
12/21/04 W 83-53 Chicago, IL  
%11/28/19 W 72-61 Las Vegas, NV

**Toledo (Toledo leads, 3-1)**  
12/21/37 L 39-59 Toledo, OH  
1/1/40 L 30-54 Toledo, OH  
\*3/10/79 L 72-74 Bloomington, IN  
%11/17/06 W 78-65 St. Thomas, VI

**Tulsa (Iowa leads, 2-0)**  
%12/2/00 W 66-65 Iowa City, IA  
12/28/02 W 73-67 Tulsa, OK

**UCLA (Iowa leads, 5-3)**  
12/23/50 W 80-63 Iowa City, IA  
12/30/53 W 65-50 Los Angeles, CA  
12/30/60 W 71-65 Los Angeles, CA  
1/29/64 W 87-82 Chicago, IL  
12/4/71 L 72-106 Los Angeles, CA  
1/17/74 L 44-66 Los Angeles, CA  
2/18/82 L 66-75 Los Angeles, CA  
12/22/90 W 88-71 Iowa City, IA



UMKC (Iowa leads, 2-0)

12/5/15 W 95-75 Iowa City, IA
11/8/19 W 77-63 Iowa City, IA

U.S. International (Iowa leads, 1-0)

12/20/75 W 67-52 Iowa City, IA

Upper Iowa (Iowa leads, 4-0)

12/14/01 W 42-13 Iowa City, IA
1/15/02 W 27-26 Fayette, IA
1908 W 42-25 Fayette, IA
1/2/22 W 32-15 Iowa City, IA

Utah (Utah leads, 1-0)

%12/29/64 L 88-92 Los Angeles, CA

Utah State (Iowa leads, 2-1)

1/2/50 W 62-58 Iowa City, IA
\*3/17/83 W 64-59 Louisville, KY
%11/24/07 L 62-75 South Padre Island, TX

UTEP (Iowa leads, 3-2)

%12/30/65 L 68-86 El Paso, TX
12/18/67 W 59-53 Iowa City, IA
12/7/71 L 57-65 El Paso, TX
\*3/15/87 W 84-82 Tucson, AZ
%11/29/13 W 89-53 Bahamas

Valparaiso (Iowa leads, 2-0)

&3/17/03 W 62-60 Iowa City, IA
%12/3/06 W 72-59 Iowa City, IA

Villanova (Villanova leads, 5-1)

%12/30/61 L 56-69 Philadelphia, PA
\*3/25/83 L 54-55 Kansas City, MO
%11/29/87 W 97-74 Maui, HI
%11/20/06 L 60-89 St. Thomas, VI
%11/30/13 L 83-88# Bahamas
\*3/20/16 L 68-87 Brooklyn, NY

Virginia (Iowa leads, 2-1)

\*3/13/97 W 73-60 Salt Lake City, UT
&3/27/13 W 75-64 Charlottesville, VA
%11/25/16 L 41-74 Niceville, FL

VCU (Iowa leads, 2-0)

11/30/74 W 95-80 Iowa City, IA
\*3/6/80 W 86-72 Greensboro, NC

Virginia Tech (Tech leads, 4-0)

11/29/06 L 65-69 Blacksburg, VA
12/1/09 L 64-70 Iowa City, IA
11/27/12 L 79-95 Blacksburg, VA
11/28/17 L 55-79 Blacksburg, VA

Wabash (Series tied, 2-2)

12/13/24 L 24-28 Iowa City, IA
12/12/25 W 38-26 Iowa City, IA
1927 L 13-28 Iowa City, IA
12/13/40 W 42-22 Iowa City, IA

Wake Forest (Wake Forest leads, 4-0)

%12/28/74 L 71-92 Portland, OR
\*3/21/93 L 78-84 Nashville, TN
11/26/07 L 47-56 Iowa City, IA
11/30/10 L 73-76 Winston-Salem, NC

Washington (Washington leads, 3-2)

12/27/55 L 71-76 Seattle, WA
12/20/58 L 68-81 Iowa City, IA
12/15/65 W 99-70 Iowa City, IA
12/2/66 W 66-50 Seattle, WA
12/3/66 L 65-76 Seattle, WA

Washington, MO (Iowa leads, 9-1)

1928 W 22-18 Iowa City, IA
12/19/36 W 42-45 St. Louis, MO
12/13/37 W 41-34 Iowa City, IA
12/12/38 W 42-26 Iowa City, IA
12/13/41 W 52-31 Iowa City, IA
12/20/47 W 44-41 St. Louis, MO
12/17/51 W 60-53 St. Louis, MO
12/5/53 W 51-45 Iowa City, IA
12/1/54 W 80-61 Iowa City, IA
2/4/57 L 54-62 St. Louis, MO

Washington State (Iowa leads, 1-0)

%12/30/63 W 74-66 Pullman, WA

Wayne State (Wayne State leads, 1-0)

12/16/39 L 30-34 Detroit, MI

Weber State (Iowa leads, 1-0)

%12/6/97 W 81-56 Iowa City, IA

West Virginia (Series tied, 1-1)

%12/29/56 W 79-76 Chapel Hill, NC
%11/28/08 L 68-87 Las Vegas, NV

West College (Iowa leads, 2-0)

1/24/02 W 24-7 Toledo, IA
1903 W 24-14 Iowa City, IA

Western Carolina (Iowa leads, 3-0)

12/20/94 W 85-60 Iowa City, IA
12/18/04 W 88-75 Iowa City, IA
12/18/18 W 78-60 Iowa City, IA

Western Illinois (Iowa leads, 10-0)

12/15/43 W 82-34 Iowa City, IA
12/9/44 W 101-23 Iowa City, IA
11/26/91 W 95-58 Iowa City, IA
12/20/95 W 93-41 Iowa City, IA
11/22/96 W 81-66 Moline, IL
11/15/98 W 74-63 Moline, IL
11/19/04 W 85-62 Iowa City, IA
12/27/08 W 58-43 Iowa City, IA
12/7/15 W 90-56 Iowa City, IA
12/3/20 W 99-58 Iowa City, IA

Western Kentucky (Iowa leads, 1-0)

%11/20/12 W 63-55 Cancun, Mexico

Western Michigan (Series tied, 2-2)

12/21/35 L 35-48 Kalamazoo, MI
12/22/41 W 49-48 Kalamazoo, MI
12/9/50 L 49-58 Kalamazoo, MI
12/1/51 W 72-68 Iowa City, IA

Western Reserve (Iowa leads, 2-0)

1/3/48 W 61-54 Iowa City, IA
12/17/49 W 97-57 Cleveland, OH

Wichita State (Series tied, 5-5)

2/4/56 W 98-86 Iowa City, IA
12/16/57 L 78-81 Wichita, KS
12/28/66 W 94-76 Iowa City, IA
12/12/68 L 88-93 Wichita, KS
11/28/78 W 91-67 Iowa City, IA
12/11/79 W 81-62 Wichita, KS
\*3/15/81 L 56-60 Wichita, KS
%11/24/09 L 57-74 Kansas City, MO
%11/21/12 L 63-75 Cancun, Mexico
%11/29/15 W 84-61 Orlando, FL

Wilton (Iowa leads, 2-0)

2/1/02 W 66-4 Wilton Junction
1/24/03 W 68-7 Iowa City, IA

Wisconsin-Eau Claire (Iowa leads, 1-0)

1/3/81 W 86-62 Iowa City, IA

Wisconsin (Iowa leads, 86-84)

3/1/09 L 9-30 Madison, WI
1/5/12 L 12-38 Iowa City, IA
2/14/12 L 5-30 Madison, WI
1/10/16 L 31-36# Iowa City, IA
2/28/16 L 19-38 Madison, WI
1/8/18 L 22-36 Iowa City, IA
1/21/18 L 19-34 Madison, WI
2/10/19 L 19-28 Madison, WI
3/11/19 W 29-27 Iowa City, IA
1/5/20 L 18-35 Iowa City, IA
1/19/20 W 21-20 Madison, WI
1/7/22 L 15-18 Iowa City, IA
2/13/22 W 24-18 Madison, WI
3/8/24 W 22-19 Iowa City, IA
3/11/24 L 26-36 Madison, WI
2/16/25 L 15-16 Iowa City, IA
3/3/25 L 23-25 Madison, WI
2/22/27 L 21-24 Madison, WI
3/22/27 W 26-17 Iowa City, IA
2/20/28 L 21-31 Iowa City, IA
3/3/28 L 17-20 Madison, WI

1/17/31 L 13-24 Madison, WI
2/16/31 W 19-17 Iowa City, IA
1/9/33 L 19-21 Madison, WI
2/13/33 W 31-25 Iowa City, IA
1/8/34 W 32-26 Iowa City, IA
3/3/34 L 32-35 Madison, WI
1/18/36 L 21-27 Madison, WI
2/17/36 W 32-25 Iowa City, IA
1/18/37 L 23-29 Madison, WI
2/20/37 W 43-35 Iowa City, IA
1/7/39 L 24-28 Madison, WI
2/10/40 W 37-35 Iowa City, IA
1/11/41 L 35-49 Madison, WI
1/10/42 W 49-45 Iowa City, IA
3/7/42 L 45-62 Madison, WI
2/19/45 W 54-53 Iowa City, IA
2/24/45 W 68-38 Madison, WI
1/7/46 W 57-50 Iowa City, IA
2/16/46 W 44-39 Madison, WI
1/4/47 L 62-63 Iowa City, IA
2/3/47 L 53-60 Madison, WI
1/12/48 L 51-60 Madison, WI
2/21/48 W 62-40 Iowa City, IA
2/19/49 W 61-60 Iowa City, IA
2/28/49 L 47-70 Madison, WI
2/13/50 L 62-66# Iowa City, IA
2/18/50 L 44-53 Madison, WI
2/17/51 W 73-60 Madison, WI
3/3/52 L 75-78 Iowa City, IA
12/15/52 L 70-75 Madison, WI
12/29/52 W 83-66 Iowa City, IA
1/9/54 W 71-54 Iowa City, IA
1/3/55 W 86-69 Madison, WI
2/6/56 W 78-74 Madison, WI
2/18/56 W 80-66 Iowa City, IA
1/19/57 W 70-47 Madison, WI
3/9/57 L 59-60 Iowa City, IA
2/17/58 W 74-61 Iowa City, IA
2/14/59 W 94-84 Madison, WI
1/4/60 W 71-64 Madison, WI
2/15/60 L 58-63 Iowa City, IA
1/9/61 W 76-68 Madison, WI
2/13/61 W 63-61 Iowa City, IA
1/6/62 L 79-91 Madison, WI
3/10/62 W 81-64 Iowa City, IA
1/14/63 W 65-56 Iowa City, IA
3/4/63 L 69-75 Madison, WI
1/13/64 L 61-79 Madison, WI
1/4/65 W 92-62 Iowa City, IA
1/8/66 L 68-69 Madison, WI
2/26/66 W 80-70 Iowa City, IA
2/18/67 L 95-96### Iowa City, IA
3/7/67 W 90-87# Madison, WI
2/17/68 W 69-61 Iowa City, IA
3/8/69 L 74-84 Madison, WI
1/10/70 W 92-74 Madison, WI
2/10/70 W 119-100 Iowa City, IA
2/6/71 W 93-91 Madison, WI
2/27/71 L 83-89 Iowa City, IA
1/8/72 L 80-81 Madison, WI
2/17/73 W 100-76 Iowa City, IA
2/9/74 L 87-113 Madison, WI
3/4/74 L 58-74 Iowa City, IA
2/1/75 L 85-86# Madison, WI
3/1/75 W 75-68 Iowa City, IA
1/17/76 W 81-71 Madison, WI
2/14/76 W 96-82 Iowa City, IA
2/5/77 W 90-73 Iowa City, IA
3/5/77 W 94-93### Madison, WI
1/28/78 W 88-73 Iowa City, IA
2/4/78 L 72-82 Madison, WI
2/1/79 W 70-64 Madison, WI
2/10/79 W 79-65 Iowa City, IA
1/12/80 W 66-65 Iowa City, IA
2/21/80 L 58-62 Madison, WI
1/5/81 W 76-66 Madison, WI
2/28/81 W 96-75 Iowa City, IA
1/16/82 W 78-62 Madison, WI
2/25/82 W 79-55 Iowa City, IA
1/22/83 W 62-65+ Madison, WI
2/24/83 W 93-63 Iowa City, IA
1/21/84 W 75-62 Iowa City, IA
2/23/84 W 63-55 Madison, WI
1/26/85 W 105-65 Iowa City, IA
2/20/85 L 53-54 Madison, WI
1/25/86 L 63-69 Madison, WI
2/20/86 W 101-48 Iowa City, IA
1/5/87 W 78-63 Iowa City, IA



3/8/87	W	81-71	Madison, WI	1/22/03	L	61-74	Madison, WI	2/18/21	W	77-62	Madison, WI
1/25/88	W	104-89	Madison, WI	2/22/03	L	53-61	Iowa City, IA	3/7/21	W	77-73	Iowa City, IA
3/10/88	W	103-70	Iowa City, IA	2/11/04	L	52-54	Iowa City, IA	\$3/12/21	W	62-57	Indianapolis, IN
1/26/89	W	78-70	Iowa City, IA	2/9/05	L	69-72	Madison, WI	<b>Wisconsin-Milwaukee (Iowa leads, 2-0)</b>			
2/11/89	L	54-65	Madison, WI	\$3/12/05	L	56-59	Chicago, IL	12/7/68	W	116-80	Iowa City, IA
1/11/90	L	69-73#	Madison, WI	1/5/06	L	52-66	Madison, WI	11/19/00	W	83-79	Iowa City, IA
2/10/90	L	71-80	Iowa City, IA	3/4/06	W	59-44	Iowa City, IA	<b>Wyoming (Iowa leads, 3-2)</b>			
1/17/91	L	79-91	Madison, WI	1/28/07	L	46-57	Iowa City, IA	%12/27/58	W	82-74	Portland, OR
2/16/91	L	55-56	Iowa City, IA	2/10/07	L	62-74	Madison, WI	12/17/60	W	78-67	Iowa City, IA
1/29/92	W	73-66	Iowa City, IA	1/5/08	L	51-64	Madison, WI	%12/29/67	L	87-94##	Los Angeles, CA
3/7/92	W	70-65	Madison, WI	2/6/08	L	54-60	Iowa City, IA	1/2/71	W	87-84	Iowa City, IA
3/10/93	W	91-65	Iowa City, IA	1/21/09	W	73-69#	Iowa City, IA	12/22/73	L	79-86	Laramie, WY
3/9/94	L	71-95	Madison, WI	3/3/10	L	40-67	Madison, WI	<b>Xavier (Iowa leads, 2-1)</b>			
1/21/95	W	96-84	Iowa City, IA	3/3/10	L	40-67	Madison, WI	12/20/37	W	33-28	Cincinnati, OH
2/22/95	W	84-77	Madison, WI	2/9/11	L	59-62#	Iowa City, IA	%11/19/10	L	73-86	Virgin Islands, VI
1/13/96	L	71-80	Madison, WI	12/31/11	W	72-65	Madison, WI	%11/28/13	W	77-74#	Bahamas
2/28/96	W	69-54	Iowa City, IA	2/23/12	W	67-66	Iowa City, IA	@ -- Big Ten Conference Playoff			
1/11/97	W	78-53	Iowa City, IA	1/19/13	W	70-66	Iowa City, IA	* -- NCAA Tournament			
2/26/97	L	48-49	Madison, WI	2/6/13	L	70-74##	Madison, WI	& -- National Invitation Tournament			
2/3/98	W	79-76	Madison, WI	1/5/14	L	71-75	Madison, WI	% -- In-season Tournament			
1/23/99	L	52-72	Iowa City, IA	2/22/14	L	74-79	Iowa City, IA	\$ -- Big Ten Tournament			
\$3/5/99	L	60-74	Chicago, IL	1/20/15	L	50-82	Madison, WI	# -- overtime (s)			
1/29/00	W	61-55	Madison, WI	1/31/15	L	63-74	Iowa City, IA	+ -- awarded forfeit			
2/23/00	L	45-54	Iowa City, IA	2/24/16	L	59-67	Iowa City, IA				
1/16/01	L	54-67	Madison, WI	3/2/17	W	59-57	Madison, WI				
3/3/01	L	57-59	Iowa City, IA	1/23/18	W	85-67	Iowa City, IA				
1/2/02	W	69-57	Iowa City, IA	11/30/18	L	66-72	Iowa City, IA				
2/19/02	L	56-64	Madison, WI	3/7/19	L	45-65	Madison, WI				
\$3/8/02	W	58-56	Indianapolis, IN	1/27/20	W	68-62	Iowa City, IA				

**Longwood**

SID: Chris Cook  
E-Mail: cookcc@longwood.edu

**UMKC**

SID: Jerod Fox  
E-Mail: jerodfox@mail.umkc.edu

**North Carolina Central**

SID: Jonathan Duren  
E-Mail: jduren@ncsu.edu

**Alabama State**

SID: Travis Jarome  
E-Mail: tjarome@alasu.edu

**Western Michigan**

SID: Robin Hook  
E-Mail: robin.hook@wmich.edu

**Portland State**

SID: Mike Lund  
E-Mail: lundm@pdx.edu

**Virginia**

SID: Erich Bacher  
E-Mail: bacher@virginia.edu

**Iowa State**

SID: Matt Schoultz  
E-Mail: mshoultz@iastate.edu

**Utah State**

SID: Kyle Cottam  
E-Mail: kyle.cottam@usu.edu

**SE Louisiana**

SID: Chris Salim  
E-Mail: christopher.salim@southeastern.edu

**Western Illinois**

SID: Matthew Brooks  
E-Mail: m-brooks2@wiu.edu

**Indiana**

SID: JD Campbell  
E-Mail: jc56@indiana.edu

**Illinois**

SID: Derrick Burson  
E-Mail: burson@uiuc.edu

**Maryland**

SID: Sean Ellenby  
E-Mail: sellenby@umd.edu

**Michigan**

SID: Tom Wywrot  
E-Mail: twywrot@umich.edu

**Michigan State**

SID: Mike "Mex" Carey  
E-Mail: carey@ath.msu.edu

**Minnesota**

SID: Michelle Traversie  
E-Mail: traen001@umn.edu

**Nebraska**

SID: Shamus McKnight  
E-Mail: smcknight@huskers.com

**Northwestern**

SID: Ray O'Connell  
E-Mail: raymond.oconnell@northwestern.edu

**Ohio State**

SID: Gary Petit  
E-Mail: petit.38@osu.edu

**Penn State**

SID: Chelsea Vielhauer  
E-Mail: cpv5026@psu.edu

**Purdue**

SID: Chris Forman  
E-Mail: cforman@purdue.edu

**Rutgers**

SID: Jordan Ozer  
E-Mail: jozer@scarletknights.com

**Wisconsin**

SID: Brandon Harrison  
E-Mail: bah@athletics.wisc.edu



<b>11/9 (2-0)</b>			
2008	*	Idaho State	W 58-43
2013	*	UT-Pan American	W 86-55

<b>11/12 (2-1)</b>			
1999		Stanford	L 58-72
2013	*	Central Michigan	W 73-61
2018	*	Alabama State	W 92-58

<b>11/16 (4-0)</b>			
1997	*	North Texas	W 112-64
2010	*	UL-Monroe	W 68-40
2018	*	Grambling State	W 85-74
2019		Connecticut	W 91-72

<b>11/18 (1-0)</b>			
2008	*	Florida Gulf Coast	W 62-49

<b>11/22 (6-2)</b>			
1985		Hawaii Hilo	W 80-69
1995		Ohio University	W 78-51
1996		Western Illinois	W 81-66
2004		Louisville	W 76-71
2005		Texas	L 59-68
2010		Long Beach State	L 72-78
2014	*	Penn	W 86-55
2018		UAB	W 95-85

<b>11/26 (9-5)</b>			
1977		Iowa State	L 78-79
1983	*	Illinois Wesleyan	W 86-60
1984	*	Gonzaga	W 62-40
1988	*	McNeese State	W 77-56
1991	*	Western Illinois	W 95-58
1996		LSU+	L 60-70
2002		Drake	W 50-49
2005	*	Texas-San Antonio	W 79-46
2008	*	Wake Forest	L 47-56
2010	*	SIU-Edwardsville	W 111-50
2011	*	IPFW	W 82-72
2015	*	Northern Illinois	W 70-49
2016		Dayton	L 77-82
2017		Memphis	L 92-100

<b>12/3 (25-5)</b>			
1932	*	Bradley	W 42-29
1938	*	Carleton	L 33-37
1945	*	South Dakota	W 91-26
1955	*	Nebraska	W 60-51
1956		Nebraska	L 43-67
1957	*	SMU	W 66-60
1960		Evansville	W 83-71
1966		Washington	L 65-76
1974		Drake	W 86-81
1977	*	Cal Northridge	W 66-63
1979	*	Colorado State	W 113-66
1982	*	Navy	W 76-65
1983	*	Oregon State	W 56-45
1985		Drake	W 55-43
1986	*	Missouri-St. Louis	W 89-64
1988	*	Georgia	W 102-76
1991	*	Drake	W 83-56
1993	*	Lehigh	W 104-77
1994	*	Ohio University	W 91-75
1996		Drake	W 79-59
1999	*	Texas Southern	W 73-51
2004	*	Centenary	W 88-53
2005	*	Valparaiso	W 72-59
2011	*	Brown	W 75-54
2014	*	Notre Dame	W 98-93
2015		North Carolina	W 60-55
2017	*	Omaha	L 89-98
2019		Michigan State	L 68-90
2020		Syracuse	W 68-54
2021	*	Western Illinois	W 99-58

<b>12/6 (16-7)</b>			
1947	*	South Dakota	W 66-30
1952		Oklahoma	L 62-63
1954		Nebraska	W 84-61
1958		SMU	L 55-65
1965	*	Southern Illinois	W 69-58
1969		Southern Illinois	L 67-73
1975	*	Northeast Louisiana	W 97-87
1976	*	Bradley	W 90-77
1979	*	UNI	W 78-46
1980		Cincinnati	W 69-64
1985	*	Arkansas State	L 62-66
1986	*	Loyola Marymount	W 103-80
1988	*	UNI	W 95-76
1991	*	Army	W 74-39
1996	*	Grambling State	W 93-73
1997	*	Weber State	W 81-56
2002	*	Montana State	W 65-44
2004	*	Northern Illinois	W 65-57
2005		UNI#	L 63-67
2011		UNI	L 60-80
2015	*	UMBC	W 77-47
2019	*	Iowa State	W 98-84
2020		Michigan	L 91-103

<b>12/9 (19-6)</b>			
1929	*	Duquesne	W 35-26
1932	*	Monmouth	W 28-22
1937	*	Carleton	W 44-20
1938	*	Monmouth	W 37-34
1944	*	Western Illinois	W 101-23
1950		Western Michigan	L 49-58
1955	*	SMU	W 80-62
1961	*	Miami (OH)	W 75-55
1963	*	St. Louis	W 79-77
1969	*	St. Francis (PA)	W 81-68
1972		Kansas	W 69-56
1978		Drake	L 69-72
1980	*	Nevada Reno	W 112-71
1986	*	BYU	W 86-75
1989	*	North Carolina	W 87-74
1995		Iowa State	W 56-50
1997		UNI	L 78-84
2000	*	Iowa State	W 80-68
2004		UNI	L 66-77
2005		Iowa State	L 60-72
2008	*	UNI	W 65-46
2011		Iowa State	L 76-86
2014	*	Fairleigh Dickinson	W 92-59
2015	*	Alcorn State	W 67-44
2020	*	Minnesota	W 72-52

<b>12/18 (16-9)</b>			
1919	*	Cornell	L 32-35
1923	*	Cornell	L 25-15
1924	*	Butler	L 22-26
1925		Notre Dame	L 16-17
1937		Butler	W 36-31
1939		Butler	L 25-32
1943	*	Monmouth	W 54-29
1948		Michigan State	L 43-49
1950	*	Notre Dame	W 63-60
1953	*	USC	W 66-57
1954		Princeton	W 71-52
1961	*	Los Angeles State	W 82-72
1965	*	Drake	W 69-51
1967	*	UTEP	W 59-53
1969		Cincinnati	L 105-114
1971		Iowa State	L 94-97
1976	*	Iowa State	W 85-64
1981		Clemson	W 80-68
1982		UCLA	L 66-75
1989	*	Drexel	W 59-50
1990	*	Chicago State	W 93-70
1999		Missouri	L 61-72
2004	*	Western Carolina	W 88-75
2010		Drake	W 59-52
2019	*	Western Carolina	W 78-60

<b>12/21 (21-6)</b>			
1915	*	Iowa Wesleyan	W 55-6
1929		Marquette	L 19-29
1935		Western Michigan	L 35-48
1936		Millikin	W 37-30
1937		Toledo	L 39-59
1940		Detroit	W 37-35
1953	*	Colorado	W 78-72
1957	*	Oregon State#	W 77-67
1961	*	Nevada Reno	W 88-46
1962		Kentucky	L 69-94
1964	*	North Dakota	W 106-65
1966	*	California	W 72-62
1968	*	Creighton	W 100-73
1970	*	Hardin Simmons	W 90-77
1971	*	Nebraska	W 86-77
1974	*	San Jose State###	L 103-105
1976	*	Drake	W 82-69
1977		UNLV	L 84-85
1983	*	Drake	W 66-43
1987	*	Pan American	W 110-64
1992		Eastern Michigan	W 103-66
1996	*	Missouri	W 88-77
1997		Puerto Rico-Mayaguez	W 96-37
2004		Texas Tech	W 83-53
2009	*	South Carolina State	W 82-69
2010	*	Louisiana Tech	W 77-58
2020		Cincinnati	W 77-70

<b>12/29 (21-12)</b>			
1920		Rockford	W 33-16
1934	*	Stanford	W 38-28
1952	*	Wisconsin	W 83-66
1955		Stanford	L 52-54
1956		West Virginia	W 79-76
1958		Oregon State	L 71-72
1960		USC	W 70-62
1962		Oregon State	L 57-64
1964		Utah	L 88-92
1965		Arkansas	W 77-75
1967		Wyoming##	L 87-94
1973	*	Green Bay#	W 74-67
1975		Arizona	W 82-80
1976		New Mexico	L 83-96
1978		Penn##	W 87-84
1979	*	Drake	W 77-66
1982		Seton Hall	W 85-63
1983		USC	W 62-61
1985		St. Joseph's	L 56-60
1986		UC Irvine	W 105-103

1987		Illinois State	L 88-89
1993		Cal-Irvine	L 78-86
1994		Hawai'i	W 84-82
1996	*	Cal-Northridge	W 90-65
2000		Tennessee	L 68-80
2008	*	SE Louisiana	W 57-50
2009	*	Purdue	L 56-67
2010	*	Illinois	L 77-87
2016	*	Michigan State	W 83-70
2018	*	Northern Illinois	W 98-75
2019	*	Bryant	W 72-67
2020	*	Kennesaw State	W 93-51
2021	*	Northwestern	W 87-72

<b>1/3 (15-10)</b>			
1913		Simpson	L 14-24
1923	*	Notre Dame	L 23-24
1933	*	North Dakota State	L 17-21
1935		Drake	L 25-45
1941	*	DePauw	W 45-35
1942		Michigan	W 40-34
1948	*	Princeton	W 52-40
1949	*	Western Reserve	W 61-54
1955		Wisconsin	W 86-69
1959		Northwestern	L 77-80
1970	*	Purdue	W 94-88
1972	*	Kansas	W 81-68
1976	*	Illinois	W 84-60
1980		Illinois	W 72-71
1981	*	Wisconsin Eau Claire	W 86-62
1985	*	Purdue	W 75-63
1987	*	Northwestern	W 80-44
1990		UNI	L 74-77
1991		Ohio State	L 59-63
1996		Purdue+	L 61-85
1998	*	Northwestern	W 91-57
1999		Northwestern	W 52-48
2004		Missouri	L 56-76
2009	*	Indiana	W 65-60
2019		Purdue	L 70-86

<b>1/6 (14-7)</b>			
1917		Chicago	L 15-22
1921	*	Coe	W 33-5
1923		Chicago	W 35-23
1934	*	Northwestern	W 41-28
1940	*	Minnesota	L 34-42
1941		North Dakota	W 43-23
1945	*	Minnesota	W 41-34
1951		Purdue	W 73-63
1958		Illinois	W 70-68
1962		Wisconsin	L 79-91
1967		Northwestern	L 67-76
1970		Michigan	W 107-99
1973	*	Minnesota#	W 65-62
1975	*	Purdue	L 54-63
1979		Michigan	W 85-79
1988	*	Indiana	W 84-70
1990	*	Ohio State	L 73-79
1996	*	Minnesota	W 92-63
2001		Penn State	W 86-85
2013		Michigan	L 67-95
2019	*	Nebraska	W 93-84

<b>1/13 (16-13)</b>			
1906	*	UNI	W 51-9
1909	*	UNI	W 42-12
1915		Northwestern	L 15-26
1919	*	Indiana	L 14-23
1934		Minnesota	L 38-39
1936	*	Ohio State	W 25-23
1940		Michigan	L 38-47
1941		Minnesota	W 41-34
1945	*	Purdue	W 61-34
1947	*	Minnesota	W 77-64
1951		Northwestern	L 70-73
1958	*	Northwestern#	L 80-82
1962	*	Minnesota	W 65-63
1964		Wisconsin	L 61-79
1967	*	Ohio State#	W 74-72
1973		Illinois	L 78-80
1975		Ohio State	L 77-94
1977		Purdue	L 76-87
1979	*	Indiana	W 90-61
1983		Northwestern	W 66-57
1990		Michigan State	L 80-87
1993	*	Minnesota	W 84-77
1996		Wisconsin	L 71-80
2001		Purdue	W 83-73
2002	*	Indiana	L 66-77
2004		Minnesota	W 83-68
2007	*	Minnesota	W 60-49
2013		Northwestern	W 70-50
2015		Minnesota	W 77-75

<b>1/16 (14-12)</b>			
1902		Dubuque YMCA	W 36-27
1912	*	Leander Clarke	W 23-11
1913		Northwestern	L 12-29
1915	*	Cornell	W 32-16
1926	*	Indiana	W 29-22
1932	*	Ohio State	L 23-40
1933		Chicago	W 36-32
1937		Illinois	L 28-42
1939	*	Chicago	W 29-19

1943		Illinois	L 41-61
1950		Purdue	L 55-64
1954	*	Minnesota	L 55-59
1960	*	Purdue	W 63-54
1961	*	Illinois	W 78-71
1965	*	Michigan State	W 111-68
1982		Wisconsin	W 78-62
1986	*	Michigan State	W 82-71
1988	*	Northwestern	W 92-68
1993		Duke	L 56-65
1999		Minnesota	L 70-75
2001		Wisconsin	L 54-67
2007		Indiana	L 64-71
2008	*	Purdue	L 62-67
2010	*	Penn State	W 67-64
2011		Minnesota	L 59-69
2019		Penn State	W 89-82

<b>1/19 (15-21)</b>			
1907		Highland Park	W 32-17
1910		Luther	W 19-15
1914	*	Minnesota	W 16-14
1915</			



<b>1/31 (15-6)</b>			
1914	*	Iowa State	W 22-15
1921	*	Chicago	W 17-16
1925	*	Indiana	L 28-30
1938	*	South Dakota	W 35-34
1948	*	Regis	W 76-48
1959	*	Michigan	W 78-74
1970	*	Indiana	W 100-93
1976	*	Michigan	L 95-104
1980	*	Purdue	L 56-70
1981	*	Illinois	L 66-79
1985	*	Indiana	W 72-59
1987	*	Michigan	L 92-100
1991	*	Purdue	W 78-69
1993	*	Michigan	W 88-80
2001	*	Minnesota	W 64-55
2004	*	Penn State	W 77-58
2007	*	Michigan	W 69-62
2013	*	Penn State	W 76-67
2015	*	Wisconsin	L 63-74
2016	*	Northwestern	W 85-71
2017	*	Rutgers	W 83-63
<b>2/3 (14-13)</b>			
1910	*	Minnesota	L 18-22
1913	*	Coe	W 42-12
1923	*	Chicago	W 20-12
1933	*	Creighton	W 37-30
1934	*	Bradley	W 43-25
1936	*	Michigan#	L 27-31
1937	*	North Dakota	W 35-30
1941	*	Chicago	W 58-36
1945	*	Michigan	W 50-37
1947	*	Wisconsin	L 53-60
1962	*	Creighton	L 67-68
1967	*	Illinois	L 63-66
1970	*	Minnesota	W 90-77
1973	*	Michigan State	L 89-94
1975	*	Purdue	L 72-107
1979	*	Minnesota	W 97-71
1983	*	Illinois	L 61-62
1988	*	Michigan	L 103-120
1990	*	Northwestern	W 98-80
1996	*	Penn State#	L 87-95
1998	*	Wisconsin	W 79-76
2000	*	Kansas	W 77-69
2007	*	Indiana	W 81-75
2010	*	Illinois	L 49-57
2013	*	Minnesota	L 59-62
2016	*	Penn State	W 73-49
2018	*	Penn State	L 58-92
<b>2/6 (13-8)</b>			
1909	*	Grinnell	L 18-19
1926	*	Minnesota	W 21-14
1932	*	Chicago	W 43-25
1933	*	Chicago	W 42-12
1937	*	Indiana	L 34-38
1939	*	Illinois	L 26-34
1943	*	Knox	W 62-45
1954	*	Missouri	W 73-53
1956	*	Wisconsin	W 78-74
1965	*	Northwestern	W 78-72
1971	*	Wisconsin	W 93-91
1982	*	Ohio State#	W 69-65
1985	*	Minnesota	W 70-65
1988	*	Michigan State	W 101-72
1992	*	Michigan State	W 77-63
1993	*	Indiana	L 66-73
1994	*	Purdue	L 78-87
1999	*	Michigan State	L 81-95
2008	*	Wisconsin	L 54-60
2013	*	Wisconsin##	L 70-74
2018	*	Michigan State	L 93-96
<b>2/10 (17-13)</b>			
1911	*	Minnesota	L 7-37
1912	*	Grinnell	L 19-20
1919	*	Wisconsin	L 19-28
1920	*	Chicago	L 18-37
1923	*	Northwestern	W 28-11
1934	*	Purdue	W 38-36
1936	*	Illinois	L 14-36
1940	*	Wisconsin	W 37-35
1941	*	Indiana	L 40-50
1945	*	Indiana	W 45-40
1951	*	Ohio State	W 83-71
1958	*	Michigan State	L 84-90
1962	*	Illinois	L 81-91
1964	*	Indiana	W 82-75
1967	*	Michigan	W 99-86
1970	*	Wisconsin	W 119-100
1973	*	Bradley	W 90-73
1975	*	Ohio State	L 69-75
1976	*	Drake	W 71-65
1979	*	Wisconsin	W 79-65
1983	*	Purdue	W 55-46
1988	*	Ohio State	W 92-75
1990	*	Wisconsin	L 71-80
1999	*	Minnesota	W 76-73
2001	*	Northwestern	L 61-69
2007	*	Wisconsin	L 62-74
2010	*	Northwestern	W 78-65
2018	*	Ohio State	L 64-82
2019	*	Northwestern	W 80-79
2021	*	Rutgers	W 79-66

<b>2/13 (12-15)</b>			
1912	*	Sacred Heart	W 14-12
1914	*	Carleton	L 16-25
1915	*	Minnesota	L 9-11
1920	*	Indiana	L 19-25
1922	*	Wisconsin	W 24-18
1926	*	Michigan	W 24-21
1932	*	Northwestern	W 30-25
1933	*	Wisconsin	W 31-25
1937	*	Purdue	L 29-54
1943	*	Northwestern	L 33-52
1950	*	Wisconsin#	L 62-66
1954	*	Minnesota#	W 86-82
1956	*	Purdue	W 88-75
1961	*	Wisconsin	W 63-61
1965	*	Ohio State	W 82-81
1971	*	Indiana	L 84-86
1982	*	Indiana	L 58-73
1986	*	Michigan State	L 73-83
1989	*	Ohio State	W 83-75
1993	*	Minnesota	L 85-91
1996	*	Michigan	W 62-55
1999	*	Ohio State	L 69-73
2002	*	Penn State	L 65-71
2010	*	Purdue	L 40-63
2011	*	Minnesota	L 45-62
2020	*	Indiana	L 77-89
2021	*	Michigan State	W 88-58
<b>2/17 (10-14)</b>			
1906	*	Coe	W 43-13
1911	*	Lewis Institute	L 10-19
1930	*	St. Louis	L 25-32
1934	*	Purdue	L 33-45
1936	*	Wisconsin	W 32-25
1940	*	Minnesota	L 29-34
1941	*	Illinois	L 53-56
1947	*	Minnesota	L 55-59
1951	*	Wisconsin	W 73-60
1958	*	Wisconsin	W 74-61
1962	*	Indiana	L 69-72
1964	*	Ohio State	L 82-99
1967	*	Wisconsin	W 69-61
1970	*	Illinois	W 83-81
1973	*	Wisconsin	W 100-76
1975	*	Michigan State	L 78-90
1977	*	Michigan	L 80-91
1979	*	Illinois	W 67-53
1990	*	Indiana	L 71-118
2007	*	Michigan State	L 49-81
2011	*	Northwestern	L 70-73
2013	*	Minnesota	W 72-51
2016	*	Penn State	L 75-79
2018	*	Indiana	L 82-84
<b>2/22 (17-16)</b>			
1906	*	Grinnell	L 19-20
1907	*	Nebraska	W 32-29
1908	*	Grinnell	L 11-34
1909	*	Drake	W 36-13
1912	*	Cornell	W 24-10
1915	*	Ohio State	L 15-27
1919	*	Cornell	W 28-6
1923	*	Indiana	W 19-13
1924	*	Illinois	L 14-26
1930	*	Drake	L 25-26
1936	*	Michigan	L 25-31
1937	*	Minnesota	L 25-44
1941	*	Indiana	L 36-47
1943	*	Chicago	W 62-34
1947	*	Indiana	W 68-46
1954	*	Indiana	W 82-64
1958	*	Illinois	W 83-79
1964	*	Michigan State	L 89-107
1969	*	Ohio State	L 81-88
1975	*	Minnesota	L 67-68
1979	*	Indiana	L 62-64
1986	*	Northwestern	W 76-45
1989	*	Northwestern	W 89-84
1990	*	Northwestern	L 66-72
1993	*	Penn State	W 74-58
1995	*	Wisconsin	W 84-77
1997	*	Ohio State	W 69-56
1998	*	Illinois	L 72-79
2003	*	Wisconsin	L 53-61
2009	*	Michigan#	W 70-60
2014	*	Wisconsin	L 74-79
2015	*	Nebraska	W 74-46
2019	*	Indiana#	W 76-70
<b>2/25 (16-13)</b>			
1913	*	Iowa State	W 21-13
1924	*	Michigan	L 25-27
1930	*	Saint Louis	L 24-31
1933	*	Ohio State	W 37-29
1935	*	Michigan	W 37-25
1946	*	Indiana	L 46-49
1950	*	Indiana	W 59-53
1956	*	Minnesota#	W 83-73
1957	*	Minnesota	L 81-102
1961	*	Minnesota	W 61-43
1962	*	Michigan	L 70-78
1967	*	Indiana#	W 75-74
1969	*	Illinois	W 74-53
1978	*	Michigan	L 76-82

<b>2/28 (17-11)</b>			
1905	*	Iowa Natl. Guard	L 26-46
1916	*	Wisconsin	L 19-38
1931	*	Illinois	L 13-31
1938	*	Minnesota	L 29-30
1942	*	Purdue	W 42-36
1948	*	Minnesota	W 54-50
1949	*	Wisconsin	L 47-70
1953	*	Northwestern	W 93-78
1955	*	Minnesota	W 72-70
1959	*	Illinois	L 70-72
1965	*	Michigan	L 88-103
1970	*	Purdue	W 108-107
1976	*	Michigan	L 74-88
1977	*	Indiana	W 80-73
1980	*	Michigan	W 83-67
1981	*	Wisconsin	W 96-75
1985	*	Ohio State	W 87-82
1987	*	Michigan	W 95-85
1990	*	Purdue	W 64-63
1996	*	Wisconsin	W 69-54
1998	*	Indiana	W 84-70
2004	*	Minnesota	W 66-62
2007	*	Penn State	L 72-74
2009	*	Northwestern	L 49-55
2010	*	Indiana	W 73-57
2015	*	Penn State#	W 71-77
2016	*	Ohio State	L 64-68
2018	*	Illinois	W 96-87
2021	*	Ohio State	W 73-57
<b>3/3 (20-12)</b>			
1902	*	Minnesota A.C.	L 20-24
1906	*	Coe	W 70-12
1914	*	Cornell	W 20-13
1923	*	Michigan	W 20-18
1924	*	Purdue	W 40-31
1925	*	Wisconsin	L 23-25
1926	*	Ohio State	W 18-17
1934	*	Wisconsin	L 32-35
1941	*	Minnesota	W 46-39
1944	*	Northwestern	W 45-39
1945	*	Illinois	W 43-37
1951	*	Michigan State	W 65-52
1956	*	Illinois	W 96-72
1958	*	Purdue	L 59-65
1962	*	Illinois	W 88-78
1970	*	Ohio State	W 113-92
1973	*	Indiana	L 64-80
1975	*	Northwestern##	W 65-58
1976	*	Purdue	L 78-94
1977	*	Northwestern	W 78-60
1979	*	Northwestern	W 95-64
1983	*	Northwestern	W 63-50
1985	*	Indiana	W 70-50
1988	*	Michigan State	W 103-87
2001	*	Wisconsin	L 57-59
2004	*	Northwestern	L 49-51
2007	*	Illinois	W 60-53
2009	*	Ohio State	L 58-60
2010	*	Wisconsin	L 40-67
2012	*	Northwestern	L 66-70
2015	*	Indiana	W 77-63
2020	*	Purdue	L 68-77
<b>3/6 (8-13)</b>			
1905	*	Grinnell	L 26-34
1913	*	UNI	L 15-21
1915	*	Northwestern	L 16-25
1920	*	Iowa State	W 26-19
1922	*	Ohio State	W 34-18
1933	*	St. Louis	W 52-20
1939	*	Minnesota	L 43-54
1950	*	Minnesota	L 49-64
1961	*	Michigan State	L 64-74
1965	*	Illinois	W 94-84
1971	*	Indiana	L 88-104
1976	*	Illinois	W 82-70
1980	*	VCU	W 86-72
1982	*	Purdue	L 65-66
1986	*	Illinois	W 57-53
1988	*	Illinois	L 81-94
1993	*	Purdue	L 58-69
1996	*	Minnesota	L 64-72
1998	*	Michigan	L 66-77
2004	*	Purdue	W 63-62
2014	*	Michigan State	L 76-86

<b>3/9 (8-13)</b>			
1906	*	Grinnell	W 20-17
1911	*	Grinnell	W 12-10
1918	*	Purdue	L 22-46
1953	*	Indiana	L 61-68
1957	*	Wisconsin	L 59-60
1962	*	Illinois	L 69-73
1964	*	Illinois	L 67-90
1965	*	Minnesota#	L 84-85
1967	*	Michigan	L 70-71
1971	*	Michigan	L 82-86
1974	*	Minnesota	W 60-50
1985	*	Purdue	L 54-60
1994	*	Wisconsin	L 71-95
1996	*	Purdue	W 56-52
2000	*	Minnesota	W 81-78
2001	*	Ohio State	W 75-66
2002	*	Indiana	W 62-60
2007	*	Purdue	L 55-74
2012	*	Michigan State	L 75-92
2013	*	Nebraska	W 74-60
2017	*	Indiana#	L 73-95
<b>3/10 (8-11)</b>			
1905	*	Chicago	L 16-20
1917	*	Northwestern	L 15-18
1930	*	Monmouth	L 23-29
1962	*	Wisconsin	W 81-64
1973	*	Illinois	W 93-76
1979	*	Toledo	L 72-74
1983	*	Michigan	L 60-66
1988	*	Wisconsin	W 103-70
1990	*	Michigan	L 96-127
1991	*	Ohio State	W 80-69
1993	*	Wisconsin	W 91-65
2000	*	Michigan State	L 65-75
2001	*	Penn State	W 94-74
2002	*	Ohio State	L 64-81
2005	*	Purdue	W 71-52
2006	*	Minnesota	W 67-57
2011	*	Michigan State	L 61-66
2016	*	Illinois (n)	L 66-68
2019	*	Nebraska#	L 91-93
<b>3/11 (11-7)</b>			
1905	*	Northwestern	L 23-24
1908	*	Grinnell	L 12-26
1919	*</		

**Points**

Game 49, John Johnson vs. Northwestern, 2/24/1970  
 Season 747, Luka Garza (24.1 avg.), 2021  
 Career 2,306, Roy Marble (18.2 avg.), 2018-21

**Field Goals**

Game 20, John Johnson vs. Northwestern, 2/24/1970  
 Season 289, John Johnson, 1970  
 Career 870, Luka Garza, 2018-21

**Field Goal Attempts**

Game 33, John Johnson vs. Northwestern, 2/24/1970  
 33, Fred Brown vs. Indiana, 1971  
 Season 535, Fred Brown, 1971  
 Career 1,594, Luka Garza, 2018-21

**Field Goal Percentage (min. 10 FGA for single-game record)**

Game 100.0, Greg Stokes (11-11) vs. Georgia St., 12/12/1984  
 Season 62.2%, Les Jepsen (155-249), 1990  
 Career 57.5%, Ryan Bowen (397-690), 1995-98

**3-pt. Field Goals**

Game 9, Chris Kingsbury vs. Long Island, 12/17/1994  
 9, Chris Kingsbury vs. Drake, 11/29/1994  
 Season 117, Chris Kingsbury, 1995  
 Career **364, Jordan Bohannon, 2017-21 (active)**

**3-pt. Field Goal Attempts**

Game 19, Chris Kingsbury vs. Long Island, 12/17/1994  
 Season 297, Chris Kingsbury, 1995  
 Career **909, Jordan Bohannon, 2017-21 (active)**

**3-pt. Field Goal Percentage (minimum 1.5 made per game)**

**Game** 100%, Joe Wieskamp (6-6) vs. Illinois, 1/20/2019  
 100%, Jeff Horner (6-6) vs. Penn State, 1/31/2004  
 100%, Jim Bartels (6-6) at Ohio State, 1/25/1995  
 100%, Val Barnes (6-6) at Penn State, 2/22/1993  
 100%, CJ Fredrick (5-5) vs. Cal Poly, 11/24/2019  
 100%, Val Barnes (5-5) vs. Centenary, 1/4/1992  
 100%, Kent McCausland (5-5) vs. W. Illinois, 11/22/1996  
 Season 52.2%, Kent McCausland (70-134), 1997  
 Career 45.3%, Kent McCausland (214-472), 1996-99

**Free Throws**

Game 22, Peter Jok vs. Indiana, 2/21/2017  
 Season 218, Reggie Evans, 2001  
 Career 618, Aaron White, 2011-15

**Free Throw Attempts**

Game 26, Dave Gunther vs. West Virginia, 12/29/1956  
 Season 346, Reggie Evans, 2001  
 Career 800, Aaron White, 2011-15

**Games Played**

Career **143, Jordan Bohannon, 2017-21 (active)**

**Consecutive Free Throws**

Game 15, Andre Woolridge vs. Northwestern, 3/8/1997  
 Season 34, Chris Street (six games), 1/2 thru 1/16/1993  
**34, Jordan Bohannon (15 games), 1/4 thru 2/25/2018**

**Consecutive Games Scoring 20+ Points**

Overall 19, Luka Garza, 1/10 - 12/3/2020  
 16, Fred Brown, 12/23/1970 - 3/9/1971  
 Big Ten 18, Luka Garza, 1/10 - 12/25/2020  
 13, Fred Brown, 12/23/1970 - 3/9/1971

**Scoring 20+ Points**

Season 25, Luka Garza, 2019-20  
 22, Luka Garza, 2020-21  
 21, Fred Brown, 1970-71

**Free Throw Percentage (minimum 10 FTA/game)**

Game 100%, Glenn Vidnovic (13-13) vs. Purdue, 2/4/1969  
 100%, Peter Jok (12-12) vs. Omaha, 12/3/2016  
 100%, Luke Recker (12-12) vs. Kansas State, 12/22/2001  
 100%, Val Barnes (12-12) vs. Ohio State, 2/18/1992  
 100%, Roy Marble (12-12) vs. UNI, 12/6/1988  
 100%, Sam Williams (12-12) vs. Ohio State, 3/4/1967  
 100%, (11-11) on eight occasions  
 (last by Luke Recker vs. Minnesota, 2/9/2002)  
**100%, (10-10) on 15 occasions**  
**(last by Jordan Bohannon vs. Nebraska, 1/6/2019)**  
 Season 91.1%, Peter Jok (154-169), 2016-17  
 Career **88.7%, Jordan Bohannon (290-327), 2017-21 (active)**  
 88.1%, Peter Jok (310-352), 2014-17

**Rebounds**

Game 30, Charles Darling vs. Wisc., 3/3/1952  
 Season 416, Reggie Evans (11.9 avg.), 2001  
 Career 990, Greg Brunner (7.8 avg), 2003-06

**Assists**

Game 16, Cal Wulfsberg vs. Ohio State, 1/24/1976  
 Season 193, Andre Woolridge (6.0 avg), 1996  
 Career **639, Jordan Bohannon (4.5 avg), 2017-21 (active)**

**Blocked Shots**

Game 9, Acie Earl vs. Wisconsin, 1/29/1992  
 Season 121, Acie Earl (4.0 avg), 1991-92  
 Career 365, Acie Earl (3.1 avg), 1990-93

**Steals**

Game 9, Kenyon Murray vs. Ohio State, 2/18/1995  
 9, Acie Earl vs. Texas Southern, 12/28/1993  
 Season 79, Ryan Bowen (2.5 avg), 1997-98  
 Career 208, Ryan Bowen (1.7 avg), 1995-98

**Note - - Players listed in boldface are current players.**



**Points**  
 Game 126 vs. Morgan State, 11/25/1994  
 126 at Oral Roberts, 12/30/1987  
 Half 77 at Michigan, 2/3/1988  
 Season 3,181 (93.6 avg.) in 1988  
 Average per Game 98.7 (2,467 in 25 games) in 1970

**Field Goals**  
 Game 52 (98 att.) vs. Notre Dame, 3/14/1970  
 Season 1,141 (2,160 att.) in 1988

**Field Goal Attempts**  
 Game 127 vs. Augustana, 12/1/1945  
 Season 2,194 (1,140 made) in 1987

**Field Goal Percentage**  
 Game 69.8 (37-53) vs. Northeastern, 11/30/1986  
 Season 52.8 (1,141-2,160) in 1988

**3-pt. Field Goals**  
 Game 19 (42 att.) vs. Savannah State, 12/22/2018  
 Big Ten Game 16 (26 att.) at Maryland, 2/25/2017  
 Season 300 (791 att.) in 2017

**3-pt. Field Goal Attempts**  
 Game 43 (16 made) vs. Nebraska, 3/4/2021  
 43 (18 made) vs. Savannah State, 11/13/2016  
 Season 791 (300 made) in 2017

**3-pt. Field Goal Percentage (min. 10 att.)**  
 Game 75.0 (15-20) vs. Northwestern, 1/3/1998  
 75.0 (9-12) vs. Northwestern, 3/5/1987  
 Season 41.9 (44-105) in 1983

**Free Throws**  
 Game 41 (43 att.) vs. Drake, 12/22/1969  
 Season 753 (1,068 att.) in 2001  
 Consecutive 25 vs. Drake, 1969

**Free Throw Attempts**  
 Game 61 (made 37) vs. Long Beach State, 12/4/1993  
 Season 1,068 (made 753) in 2001

**Free Throw Percentage**  
 Game 100% (20-20) vs. Western Illinois, 11/19/2004  
 95.6 (22-23) vs. DePaul, 3/15/1995  
 Season 78.0 (549-704) in 1970

**Rebounds**  
 Game 77 vs. UM-Duluth, 12/30/1972  
 Season 1,508 in 1987 (43.1 avg.)  
 Average 51.5 (1134 in 22 games) in 1951

**Assists**  
 Game 34 vs. Northern Illinois, 12/29/2017  
 34 vs. George Mason, 12/1/1984  
 Season 602 in 2017 and 2018

**Blocked Shots**  
 Game 13 vs. Illinois, 3/5/2013  
 Season 183 in 2013

**Steals**  
 Game 23 vs. Northern Iowa, 12/7/1994  
 23 vs. Northwestern, 2/22/1986  
 Season 365 in 1995

**Fewest Turnovers (since 1980)**  
 Season 294 (9.5 per game) in 2020-21

Overall Wins By Senior Class	Home Wins By Senior Class
1989..... 97	2015..... 59
1988..... 95	2016..... 58
2016..... 89	2017..... 55
1983..... 87	1988..... 54
1998..... 86	2008..... 54
2015..... 85	2009..... 54
1982..... 85	

**Iowa's Biggest Comebacks**

- \*\* vs. Gardner-Webb (Nov. 17, 2012): Trailed 38-15 (23 points) with 13 seconds left in first half; won 65-56
- \*\* at Illinois (Jan. 14, 1987): Trailed 61-39 (22 points) with approximately 16 minutes remaining; won 91-88 in OT
- \*\* at Illinois (Jan. 11, 2018): Trailed 49-29 (20 points) with 3:53 remaining in the first half; won 104-97 (OT)
- \*\* at Purdue (Jan. 2, 2016): Trailed 37-18 (19 points) with 2:21 remaining in the first half; won 70-63

- \*\* at Kansas (Dec. 8, 1988): Trailed 59-41 (18 points) with 12:52 left in the second half; won 85-81
- \*\* at Michigan State (Jan. 28, 1993): Trailed by 17 points with 5:32 left; won 96-90 in OT
- \*\* vs. George Washington (March 15, 1996): Trailed 73-56 (17 points) with 8:21 remaining, won 81-79 in regulation (NCAA Tournament game)
- \*\* vs. Northwestern (Feb. 10, 2019): Trailed 72-57 (15 points) with 4:15 remaining, won 80-79 in regulation

**Points**

- 49..... John Johnson vs. Northwestern, 2/24/1970
- 46..... John Johnson vs. UW-Milwaukee, 12/7/1968
- 44..... Luka Garza at Michigan, 12/6/2019
- 43..... Dick Ives vs. Chicago, 2/5/1944
- 42..... Peter Jok vs. Memphis, 11/26/2016
- 42..... Bruce King vs. Pittsburgh, 12/30/1976
- 41..... Luka Garza vs. Southern University, 11/27/2020
- 40..... Rick Williams vs. South Carolina, 1/22/1972
- 39..... Sam Williams vs. Northwestern, 1/21/1967
- 39..... Don Nelson vs. Wisconsin, 1/6/1962
- 38..... Luka Garza at Indiana, 2/13/2020
- 38..... John Johnson vs. Ohio State, 2/21/1970
- 38..... Chris Pervall vs. Illinois, 3/6/1965

**Field Goals**

- 20..... John Johnson vs. Northwestern, 2/24/1970
- 19..... John Johnson vs. UW-Milwaukee, 12/7/1968
- 17..... Luka Garza at Michigan, 12/6/2019
- 17..... Bruce King vs. Michigan, 1/31/1976
- 16..... John Johnson vs. Ohio State, 3/30/1970
- 16..... John Johnson vs. Ohio State, 2/21/1970
- 15..... 7x (last by Roy Marble vs. Michigan, 3/4/1989)

**Field Goal Attempts**

- 33..... Fred Brown vs. Indiana, 3/6/1971
- 33..... John Johnson vs. Northwestern, 2/24/1970
- 33..... Murray Wier vs. Illinois, 2/9/1948
- 32..... Luka Garza at Michigan, 12/6/2019
- 32..... Fred Brown vs. Michigan, 2/9/1971
- 32..... Charles Darling vs. Indiana, 1/21/1952
- 32..... Murray Wier vs. Northwestern, 2/2/1948
- 31..... 6x (last by John Johnson vs. Notre Dame, 3/14/1970)

**3-pt. Field Goals**

- 9..... Chris Kingsbury vs. Long Island, 12/17/1994
- 9..... Chris Kingsbury vs. Drake, 11/29/1994
- 8..... Jordan Bohannon vs. Nebraska, 3/4/2021**
- 8..... Jordan Bohannon at Maryland, 2/25/2017**
- 8..... Peter Jok vs. Memphis, 11/26/2016
- 8..... Devan Bawinkel vs. Ohio State, 3/3/2009
- 8..... Justin Johnson vs. Ohio State, 2/2/2008
- 8..... Justin Johnson vs. Indiana, 1/2/2008
- 7..... 15x (last by Jordan Bohannon vs. North Carolina, 12/8/2020)**

**3-pt. Field Goal Attempts**

- 19..... Chris Kingsbury vs. Long Island, 12/17/1994
- 16..... Jordan Bohannon vs. North Carolina, 12/8/2020**
- 15..... Jordan Bohannon at Notre Dame, 11/29/2016**
- 15..... Justin Johnson vs. LA-Monroe, 12/30/2007
- 14..... Jordan Bohannon at Syracuse, 12/3/2019**
- 14..... Jordan Bohannon vs. Savannah State, 12/22/2018**
- 14..... Jordan Bohannon vs. Northwestern, 2/25/2018**
- 14..... Anthony Tucker vs. Virginia Tech, 12/1/2009
- 14..... Adam Haluska vs. Citadel, 11/13/2006
- 14..... Chris Kingsbury vs. Wisconsin, 1/13/1996
- 13..... 14x (last by Jordan Bohannon vs. Illinois, 3/13/2021)

**Free Throws**

- 22..... Peter Jok vs. Indiana, 2/21/2017
- 21..... Don Nelson vs. Indiana, 2/17/1962
- 18..... Bruce King vs. Pittsburgh, 12/30/1976
- 17..... Dave Gunther vs. West Virginia, 12/29/1956
- 16..... Adam Haluska vs. Northwestern, 2/15/2007
- 16..... Reggie Evans vs. Purdue, 2/21/2001
- 16..... Andre Woolridge vs. Northwestern, 3/8/1997
- 16..... B.J. Armstrong vs. Florida State, 3/18/1988
- 16..... Charles Darling vs. Minnesota, 1/19/1952
- 15..... Glenn Vidnovic vs. Indiana, 1/31/1970

**Free Throw Attempts**

- 26..... Dave Gunther vs. West Virginia, 12/29/1956
- 25..... Don Nelson vs. Indiana, 2/17/1962
- 23..... Peter Jok vs. Indiana, 2/21/2017
- 23..... Bruce King vs. Pittsburgh, 12/30/1976
- 22..... Reggie Evans vs. Purdue, 2/21/2001
- 21..... Don Nelson vs. Indiana, 2/17/1962
- 21..... Charles Darling vs. Minnesota, 1/19/1952
- 20..... B.J. Armstrong vs. Florida State, 3/18/1988
- 20..... Don Nelson vs. Wisconsin, 1/4/1960
- 20..... Nolden Gentry vs. Texas Tech, 12/13/1958
- 19..... Roy Devyn Marble vs. UNI, 12/15/2012
- 19..... Reggie Evans at Kansas State, 12/23/2000
- 19..... Acie Earl vs. Iowa State, 12/14/1992
- 19..... Dave Roach vs. Saint Louis, 12/9/1963

**Rebounds**

- 30..... Charles Darling vs. Wisconsin, 3/3/1952
- 25..... Frank Allen vs. California, 12/28/1960
- 25..... Charles Darling vs. Purdue, 1/6/1951
- 23..... Greg Brunner vs. Minnesota, 1/18/2006
- 23..... Kevin Kunnert vs. Drake, 12/27/1972
- 23..... Kevin Kunnert vs. Illinois, 3/7/1972
- 23..... John Johnson vs. Northwestern, 2/11/1969
- 23..... John Johnson vs. Cal-Poly, 11/30/1968
- 23..... Tom Harris vs. California, 12/28/1960
- 23..... Nolden Gentry vs. Michigan, 1/4/1958
- 23..... Bill Logan vs. Michigan, 2/26/1955

**Assists**

- 16..... Cal Wulfsberg vs. Ohio State, 1/24/1976
- 15..... B.J. Armstrong vs. Minnesota, 2/18/1989
- 14..... Jordan Bohannon vs. Minnesota, 1/10/2021**
- 14..... Ronnie Lester vs. Northwestern, 2/16/1978
- 13..... Jordan Bohannon vs. TCU, 3/19/2017**
- 13..... Cal Wulfsberg vs. Michigan, 1/31/1976
- 12..... Mike Gesell vs. Minnesota, 2/14/2016
- 12..... Mike Gesell vs. Coppin State, 11/15/2015
- 12..... Dean Oliver vs. Chicago State, 11/14/1997
- 12..... Kevin Smith vs. Centenary, 1/4/1992
- 12..... B.J. Armstrong vs. Georgia, 12/3/1988
- 12..... B.J. Armstrong vs. Ohio State, 2/13/1989
- 12..... Cal Wulfsberg vs. Drake, 12/21/1976

**Blocked Shots**

- 9..... Acie Earl vs. Wisconsin, 1/29/1992
- 8..... Acie Earl at Drake, 1/4/1993
- 8..... Acie Earl vs. Duke, 3/21/1992
- 8..... Acie Earl vs. Louisiana Tech, 12/7/1991
- 8..... Acie Earl vs. UMES, 11/23/1991
- 8..... Acie Earl vs. UNI, 12/4/1990
- 7..... Gabriel Olaseni vs. Illinois, 3/5/2013
- 7..... Melsahn Basabe vs. Iowa State, 12/10/2010
- 7..... Ereik Hansen vs. Fairfield, 12/2/2005
- 7..... Ereik Hansen vs. Saint Louis, 12/31/2004
- 7..... Ereik Hansen vs. Iowa State, 12/10/2004
- 7..... Acie Earl vs. Michigan State, 2/27/1993

**Steals**

- 9..... Kenyon Murray vs. Ohio State, 2/18/1995
- 9..... Acie Earl vs. Texas Southern, 12/28/1992
- 8..... Bill Jones vs. Dartmouth, 1/23/1988
- 7..... Eric May vs. SIUE, 11/26/2010
- 7..... Jeff Horner vs. Western Illinois, 11/19/2004
- 7..... Brody Boyd vs. Northern Illinois, 12/6/2003
- 7..... Ryan Bowen vs. Northwestern, 1/3/1998
- 7..... Andre Banks vs. Northwestern, 2/22/1986
- 6..... 13x (last by Joe Toussaint vs. Maryland, 1/7/2021)**

Note -- Players listed in boldface are current players.





**Points**

1.	747	Luka Garza (24.1 avg.), 2021
2.	740	Luka Garza (23.9 avg.), 2020
3.	699	John Johnson (27.9 avg.), 1970
4.	675	Roy Marble (20.5 avg.), 1989
5.	662	Fred Brown (27.6 avg.), 1971
6.	645	Andre Woolridge (20.2 avg.), 1997
7.	638	Greg Stokes (19.9 avg.), 1985
8.	637	Adam Haluska (20.5 avg.), 2007
9.	636	Peter Jok (19.9 avg.), 2017
10.	632	Sam Williams (25.3 avg.), 1968
11.	624	Jarrod Uthoff (18.9 avg.), 2016
12.	604	Ed Horton (18.3 avg.), 1989

**Field Goals**

1.	289	John Johnson, 1970
2.	287	Luka Garza, 2020
3.	281	Luka Garza, 2021
4.	268	Fred Brown, 1971
5.	262	Greg Stokes, 1985
6.	254	Scott Thompson, 1976
7.	250	Ed Horton, 1989
8.	241	Roy Marble, 1989
	241	Bruce King, 1976
10.	219	Greg Stokes, 1983
	219	Sam Williams, 1968
12.	218	Jarrod Uthoff, 2016

**Field Goal Attempts**

1.	535	Fred Brown, 1971
2.	530	Luka Garza, 2020
3.	517	Scott Thompson, 1976
4.	508	John Johnson, 1970
	508	Luka Garza, 2021
6.	489	Charles Darling, 1952
7.	487	Jarrod Uthoff, 2016
8.	479	Greg Stokes, 1985
9.	477	Bruce King, 1976
10.	475	Sam Williams, 1968

**3-pt. Field Goals**

1.	117	Chris Kingsbury, 1995
2.	<b>96</b>	<b>Jordan Bohannon, 2018</b>
3.	93	Justin Johnson, 2008
4.	92	Luke Recker, 2002
5.	90	Adam Haluska, 2007
6.	<b>89</b>	<b>Jordan Bohannon, 2017</b>
7.	86	Jeff Horner, 2005
8.	84	Peter Jok, 2017
9.	80	Peter Jok, 2016
	<b>80</b>	<b>Jordan Bohannon, 2021</b>
11.	<b>79</b>	<b>Jordan Bohannon, 2019</b>
12.	75	Matt Gatens, 2012
13.	74	Kent McCausland, 1998

**3-pt. Field Goal Attempts**

1.	297	Chris Kingsbury, 1995
2.	269	Justin Johnson, 2008
3.	248	Adam Haluska, 2007
4.	<b>223</b>	<b>Jordan Bohannon, 2018</b>
	223	Luke Recker, 2002
6.	221	Peter Jok, 2017
7.	<b>214</b>	<b>Jordan Bohannon, 2017</b>
8.	211	Jeff Horner, 2005
	211	Chris Kingsbury, 1996
10.	<b>206</b>	<b>Jordan Bohannon, 2019</b>
11.	<b>205</b>	<b>Jordan Bohannon, 2021</b>
12.	201	Jeff Horner, 2006

**Free Throws**

1.	218	Reggie Evans, 2001
2.	195	Aaron White, 2015
3.	194	Sam Williams, 1968
4.	193	Aaron White, 2013
5.	187	Reggie Evans, 2002
6.	186	Don Nelson, 1962
7.	178	Sam Williams, 1966
8.	176	Don Nelson, 1961
9.	172	Roy Marble, 1989
10.	167	Adam Haluska, 2007

**Free Throw Attempts**

1.	346	Reggie Evans, 2001
2.	302	Reggie Evans, 2002
3.	268	Don Nelson, 1961
4.	265	Sam Williams, 1968
5.	264	Don Nelson, 1962
6.	258	Aaron White, 2013
7.	243	Acie Earl, 1992
8.	238	Aaron White, 2015
9.	242	Acie Earl, 1991
10.	232	Sam Williams, 1966

**Rebounds**

1.	416	Reggie Evans (12.8 avg.), 2001
2.	387	Charles Darling (17.6 avg.), 1951
3.	378	Reggie Evans (11.1 avg.), 2002
4.	353	Kevin Kunnert (14.7 avg.), 1972
5.	350	Ed Horton (10.6 avg.), 1989
6.	334	Kevin Kunnert (13.9 avg.), 1973
7.	332	Bruce King (13.3 avg.), 1977
8.	314	Greg Brunner (9.2 avg.), 2006
9.	305	Luka Garza (9.8 avg.), 2020
10.	286	Acie Earl (8.9 avg.), 1993
11.	285	Don Nelson (11.9 avg.), 1962

**Assists**

1.	205	Mike Gesell (6.2 avg.), 2016
2.	193	Andre Woolridge (6.0 avg.), 1996
3.	192	Andre Woolridge (6.0 avg.), 1997
4.	191	Cal Wulfsberg (6.6 avg.), 1976
5.	190	Andre Woolridge (5.8 avg.), 1995
6.	182	Bryce Cartwright (5.9 avg.), 2011
7.	180	Jeff Horner (5.5 avg.), 2005
8.	<b>178</b>	<b>Jordan Bohannon (5.4 avg.), 2018</b>
9.	<b>175</b>	<b>Jordan Bohannon (5.1 avg.), 2017</b>
10.	173	B.J. Armstrong (5.4 avg.), 1989
11.	169	Jeff Horner (5.6 avg.), 2006

**Blocked Shots**

1.	121	Acie Earl (4.0 avg.), 1992
2.	106	Acie Earl (3.3 avg.), 1991
3.	89	Erek Hansen (2.6 avg.), 2006
4.	88	Acie Earl (2.8 avg.), 1993
5.	86	Jarrod Uthoff (2.6 avg.), 2016
6.	83	Erek Hansen (2.6 avg.), 2005
7.	79	Greg Stokes (2.5 avg.), 1983
8.	62	Greg Stokes (1.9 avg.), 1985
9.	58	Greg Stokes (2.1 avg.), 1984
10.	56	Jarrod Uthoff (1.6 avg.), 2015

**Steals**

1.	79	Ryan Bowen (2.5 avg.), 1998
2.	72	Bill Jones (2.1 avg.), 1988
3.	70	Jim Bartels (2.1 avg.), 1995
4.	68	Brody Boyd (2.3 avg.), 2004
5.	66	Andre Banks (2.1 avg.), 1986
	66	Steve Carfino (2.4 avg.), 1984
7.	62	Dean Oliver (2.1 avg.), 2000
8.	61	B.J. Armstrong (1.8 avg.), 1988
9.	60	Roy Marble (1.8 avg.), 1988
	60	Roy Devyn Marble (1.8 avg.), 2014

**Points**

1.	2,306	Luka Garza, 2018-21
2.	2,116	Roy Marble, 1986-89
3.	1,859	Aaron White, 2011-15
4.	1,779	Acie Earl, 1990-93
5.	1,768	Greg Stokes, 1982-85
6.	1,705	B.J. Armstrong, 1986-89
7.	1,694	Roy Devyn Marble, 2011-14
8.	1,675	Ronnie Lester, 1977-80
9.	1,635	Matt Gatens, 2009-12
10.	1,611	Jess Settles, 1994-97, 1999

**Field Goals**

1.	870	Luka Garza, 2018-21
2.	787	Roy Marble, 1986-89
3.	705	Greg Stokes, 1982-85
4.	642	Acie Earl, 1990-93
5.	622	Ronnie Lester, 1977-80
6.	590	Aaron White, 2011-15
7.	583	B.J. Armstrong, 1986-89
8.	581	Jess Settles, 1994-99
9.	573	Bruce King, 1975-77
10.	564	Roy Devyn Marble, 2011-14

**Field Goal Attempts**

1.	1,594	Luka Garza, 2018-21
2.	1,459	Roy Marble, 1986-89
3.	1,359	Roy Devyn Marble, 2011-14
4.	1,321	Ronnie Lester, 1977-80
5.	1,294	Greg Stokes, 1982-85
6.	1,265	Acie Earl, 1990-93
7.	1,264	Matt Gatens, 2009-12
8.	<b>1,263</b>	<b>Jordan Bohannon, 2017-21</b>
9.	1,213	Dean Oliver, 1998-01
10.	1,205	James Moses, 1989-92

**3-pt. Field Goals**

1.	<b>364</b>	<b>Jordan Bohannon, 2017-21</b>
2.	262	Jeff Horner, 2003-06
3.	239	Matt Gatens, 2009-12
4.	226	Chris Kingsbury, 1994-96
5.	216	Peter Jok, 2014-17
6.	214	Kent McCausland, 1996-99
7.	212	Adam Haluska, 2005-07
8.	193	Brody Boyd, 2001-04
9.	184	Joe Wieskamp, 2019-21
10.	161	Dean Oliver, 1998-01
11.	139	Luke Recker, 2001-02
12.	137	Jarrod Uthoff, 2014-16

**3-pt. Field Goal Attempts**

1.	<b>909</b>	<b>Jordan Bohannon, 2017-21</b>
2.	713	Jeff Horner, 2003-06
3.	652	Matt Gatens, 2009-12
4.	645	Chris Kingsbury, 1994-96
5.	582	Adam Haluska, 2005-07
6.	571	Peter Jok, 2014-17
7.	544	Brody Boyd, 2001-04
8.	472	Kent McCausland, 1996-99
9.	465	Dean Oliver, 1998-01
10.	396	Roy Devyn Marble, 2011-14

**Free Throws**

1.	619	Aaron White, 2011-15
2.	516	Roy Marble, 1986-89
3.	493	Acie Earl, 1990-93
4.	468	Dean Oliver, 1998-01
5.	462	Don Nelson, 1960-62
6.	446	Luka Garza, 2018-21
7.	432	Roy Devyn Marble, 2011-14
8.	431	Ronnie Lester, 1977-80
9.	405	Reggie Evans, 2001-02
10.	403	B.J. Armstrong, 1986-89

**Free Throw Attempts**

1.	800	Aaron White, 2011-14
2.	725	Acie Earl, 1990-93
3.	707	Roy Marble, 1986-89
4.	687	Don Nelson, 1960-62
5.	648	Reggie Evans, 2001-02
6.	636	Luka Garza, 2018-21
7.	621	Dean Oliver, 1998-01
8.	595	Roy Devyn Marble, 2011-14
9.	566	Greg Brunner, 2003-06
10.	557	Ronnie Lester, 1977-80

**Rebounds**

1.	990	Greg Brunner (7.8 avg.), 2003-06
2.	931	Luka Garza (7.3 avg.), 2018-21
3.	914	Kevin Kunnert (12.7 avg.), 1971-73
4.	901	Aaron White, (6.4 avg.), 2011-15
5.	877	Ed Horton (6.6 avg.), 1986-89
6.	857	Michael Payne (7.3 avg.), 1982-85
7.	852	Bruce King (10.7 avg.), 1975-77
8.	811	Acie Earl (7.0 avg.), 1990-93
9.	807	Greg Stokes (6.7 avg.), 1982-85
10.	804	Ryan Bowen (6.7 avg.), 1995-98

**Assists**

1.	<b>639</b>	<b>Jordan Bohannon (4.5 avg.), 2017-21</b>
2.	612	Jeff Horner (5.0 avg.), 2003-06
3.	575	Andre Woolridge (5.9 avg.), 1995-97
4.	561	Dean Oliver (4.5 avg.), 1998-01
5.	557	Mike Gesell (4.16 avg.), 2012-16
6.	517	B.J. Armstrong (4.0 avg.), 1986-89
7.	480	Ronnie Lester (4.8 avg.), 1977-80
8.	397	Roy Devyn Marble (2.9 avg.), 2011-14
9.	358	Mon'ter Gasper (2.9 avg.), 1993-96
10.	352	Kenny Arnold (3.2 avg.), 1979-82

**Blocked Shots**

1.	365	Acie Earl (3.1 avg.), 1990-93
2.	229	Greg Stokes (1.9 avg.), 1982-85
3.	212	Erek Hansen (2.4 avg.), 2004-06
4.	177	Jarrod Uthoff (1.8 avg.), 2013-16
5.	154	Luka Garza (1.2 avg.), 2018-21
6.	148	Melsahn Basabe (1.1 avg.), 2011-14
7.	141	Gabriel Olaseni (1.2 avg.), 2011-15
8.	124	Ryan Bowen (1.0 avg.), 1995-98
9.	121	Nicholas Baer (0.9 avg.), 2016-19
10.	120	Michael Payne (1.0 avg.), 1982-85

**Steals**

1.	208	Ryan Bowen (1.7 avg.), 1995-98
2.	205	Dean Oliver (1.6 avg.), 1998-01
3.	200	Kenyon Murray (1.6 avg.), 1993-96
4.	183	Roy Marble (1.4 avg.), 1986-89
5.	182	Steve Carfino (1.6 avg.), 1981-84
6.	178	B.J. Armstrong (1.4 avg.), 1986-89
7.	176	Roy Devyn Marble (1.3 avg.), 2011-14
8.	166	Jeff Horner (1.3 avg.), 2003-06
9.	160	Mike Gesell (1.2 avg.), 2012-16
10.	155	Jim Bartels (1.6 avg.), 1991-95

**Games Played**

1.	<b>143</b>	<b>Jordan Bohannon, 2017-21 (active)</b>
2.	140	Aaron White, 2012-15 (consecutive)
3.	138	Adam Woodbury, 2012-16 (consecutive)
4.	137	Anthony Clemmons, 2012-16
	137	Zach McCabe, 2011-14 (consecutive)
6.	136	Roy Devyn Marble, 2011-14
	136	Melsahn Basabe, 2011-14
8.	134	Mike Gesell, 2012-16
	134	Roy Marble, 1986-89
10.	133	Eric May, 2012-13

**Points**

- 126 vs. Morgan State, 11/25/1994
- 126 vs. Oral Roberts, 12/30/1987
- 124 vs. UC-Irvine, 12/5/1987
- 121 vs. Centenary, 1/4/1992
- 121 vs. Notre Dame, 3/14/1970
- 119 vs. Wisconsin, 2/10/1970
- 116 vs. Savannah State, 11/13/2016
- 116 vs. Northwestern, 2/9/1995
- 116 vs. Northwestern, 2/24/1970
- 116 vs. UW-Milwaukee, 12/7/1968

**Field Goals**

- 52 vs. Notre Dame, 3/14/1970
- 50 vs. Nevada-Reno, 12/9/1980
- 48 vs. Northwestern, 2/24/1970
- 47 on three occasions

**Field Goal Attempts**

- 127 vs. Augustana, 12/1/1945
- 115 vs. South Dakota State, 12/2/1946
- 108 vs. Minn.-Duluth, 12/30/1972
- 104 vs. UCLA, 12/23/1950
- 100 vs. Creighton, 12/11/1948

**Field Goal Percentage**

- 69.8 (37-53) vs. Northeastern, 11/30/1986
- 68.0 (34-50) vs. Illinois, 1/20/2019
- 67.5 (27-40) vs. Air Force, 12/28/2004
- 66.7 (30-45) vs. UMBC, 12/15/1990
- 66.7 (28-42) vs. Ohio State, 2/18/1984
- 66.1 (37-56) at UNI, 12/10/1991
- 66.1 (43-65) vs. Holy Cross, 12/27/1975

**3-pt. Field Goals**

- 19 vs. Savannah State, 12/22/2018
- 18 vs. Savannah State, 11/13/2016
- 17 vs. North Carolina, 12/8/2020
- 16 vs. Nebraska, 3/4/2021
- 16 at Maryland, 2/25/2016
- 16 vs. TCU, 3/19/2017
- 15 vs. Prairie View A&M, 12/5/2009
- 15 vs. Northwestern, 1/3/1998
- 15 vs. Long Island, 12/17/1994

**3-pt. Field Goal Att.**

- 43 vs. Nebraska, 3/4/2021
- 43 vs. Savannah State, 11/13/2016
- 42 vs. Savannah State, 12/22/2018
- 40 vs. North Carolina, 12/8/2020
- 37 vs. Texas, 11/23/2009
- 36 at Iowa State, 12/7/2017
- 36 vs. Long Island, 12/17/1994
- 35 at Notre Dame, 11/29/2016
- 34 at Syracuse, 12/3/2019
- 34 vs. Omaha, 12/3/2016

**3-pt. Field Goal Pct. (minimum 10 att.)**

- 75.0 (15-20) vs. Northwestern, 1/3/1998
- 75.0 (9-12) at Northwestern, 3/5/1987
- 73.3 (11-15) vs. So. Miss., 12/22/1997
- 71.4 (15-21) vs. Illinois, 1/20/2019
- 70.0 (7-10) vs. East Tenn. State, 3/14/1991
- 70.0 (7-10) at Drake, 11/29/1988
- 68.4 (13-19) vs. Michigan, 2/4/2006

**Free Throws**

- 41 vs. Drake, 12/22/1969
- 40 vs. Wisconsin, 1/21/1995
- 39 vs. Indiana, 2/21/2017
- 39 vs. Minnesota, 1/13/1993
- 38 vs. Omaha, 11/10/2013
- 38 vs. South Alabama, 12/4/1998
- 38 vs. Creighton, 12/21/1968

**Free Throw Att.**

- 61 vs. Long Beach State, 12/4/1993
- 53 vs. Drake, 11/30/1993
- 52 vs. Wisconsin, 1/21/1995
- 51 vs. UC-Santa Barbara, 12/2/1989
- 50 vs. Missouri, 12/16/2000

**Free Throw Pct. (minimum 13 att.)**

- 100.0 (20-20) vs. Western Illinois, 11/19/2004
- 100.0 (18-18) vs. Indiana, 1/14/1979
- 100.0 (15-15) at Illinois, 3/8/2020
- 100.0 (15-15) at Virginia, 3/27/2013
- 100.0 (13-13) at Purdue, 12/28/2016
- 95.6 (22-23) vs. DePaul, 3/15/1995

**Rebounds**

- 77 vs. Minn.-Duluth, 12/30/1972
- 76 at California, 12/28/1960
- 76 vs. Ohio State, 2/14/1955
- 75 vs. Purdue, 1/6/1951
- 74 vs. American-Puerto Rico, 12/20/1992
- 74 vs. Cal-Poly, 11/30/1968

**Assists**

- 34 vs. Northern Illinois, 12/29/2017
- 34 vs. George Mason, 12/1/1984
- 33 vs. Savannah State, 11/13/2016
- 32 vs. Central Arkansas, 12/19/2011
- 32 vs. Nevada-Reno, 12/9/1980
- 31 vs. Coppin State, 11/15/2015
- 31 vs. Morgan State, 11/25/1994
- 30 vs. Savannah State, 12/22/2018
- 30 vs. Central Conn. St., 1/2/1993
- 30 vs. Centenary, 1/4/1992

**Blocked Shots**

- 14 vs. Drake, 12/19/2015
- 13 vs. Illinois, 3/5/2013
- 12 vs. Northern Illinois, 11/26/2014
- 12 vs. UNC Wilmington, 11/8/2013
- 12 vs. Saint Louis, 12/31/2004
- 12 vs. UNC Greensboro, 12/4/2004
- 12 at North Carolina, 11/24/2004
- 11 vs. Fairfield, 12/2/2005
- 11 at Minnesota, 2/23/2005
- 11 at Drake, 1/4/1993

**Steals**

- 23 vs. UNI, 12/7/1994
- 23 vs. Northwestern, 2/22/1986
- 21 vs. Morgan State, 11/25/1994
- 21 vs. Drake, 11/30/1993
- 19 vs. SIUE, 11/26/2010
- 19 vs. Bucknell, 12/28/1997
- 19 vs. Ohio State, 1/10/1996
- 19 vs. Drake, 12/3/1991
- 19 vs. Morehead State, 11/28/1984

**TEAM LEADERS -- SEASON**

**Wins**

- 30 in 1987
- 25 in 2013
- 25 in 2006
- 24 in 1988
- 23 in 2001
- 23 in 1996
- 23 in 1989
- 23 in 1980

**Winning Percentage**

- 94.4 (17-1) in 1945
- 86.7 (13-2) in 1923
- 86.4 (19-3) in 1952
- 85.7 (30-5) in 1987
- 83.3 (10-2) in 1902

**Points**

- 3,181 in 1988
- 3,055 in 1987
- 2,957 in 1989
- 2,757 in 1995
- 2,740 in 2019
- 2,689 in 2014

**Scoring Average**

- 98.7 in 1970
- 93.6 in 1988
- 89.6 in 1989
- 87.3 in 1987

**Field Goals**

- 1,141 in 1988
- 1,140 in 1987
- 1,092 in 1989

**Field Goal Att.**

- 2,194 in 1987
- 2,160 in 1988
- 2,156 in 2013
- 2,122 in 2017

**Field Goal Pct.**

- 52.8 in 1988
- 52.3 in 1970
- 52.0 in 1987

**3-pt. Field Goals**

- 301 in 2021
- 300 in 2017
- 285 in 2019
- 274 in 1995
- 269 in 2016
- 258 in 2009

**3-pt. Field Goal Att.**

- 791 in 2017
- 782 in 2019
- 780 in 2021
- 753 in 2010
- 743 in 1995

**3-pt. Field Goal Pct.**

- 41.9 in 1983
- 41.5 in 1988
- 40.6 in 1991

**Free Throws**

- 753 in 2001
- 711 in 1988
- 660 in 2014
- 655 in 2013
- 647 in 1989

**Free Throw Attempts**

- 1,068 in 2001
- 996 in 1988
- 929 in 1987
- 919 in 1989

**Free Throw Pct. (min. 500 att.)**

- 78.0 in 1970
- 77.1 in 1969
- 75.0 in 2020
- 74.7 in 1971
- 74.4 in 2015
- 74.4 in 2007

**Rebounds**

- 1,508 in 1987
- 1,484 in 2013
- 1,370 in 1993
- 1,367 in 1989

**Rebounding Average**

- 51.5 in 1951
- 49.4 in 1973
- 48.4 in 1972

**Assists**

- 602 in 2018
- 602 in 2017
- 600 in 1988
- 600 in 1985
- 594 in 2021
- 581 in 1987

**Blocked Shots**

- 183 in 2013
- 174 in 2005
- 167 in 2006
- 165 in 1993
- 164 in 2014

**Steals**

- 365 in 1995
- 329 in 1988
- 315 in 1998

**40-Plus Point Games**

Player	Pts	Opponent	Date
John Johnson	49	Northwestern	2/24/1970
John Johnson	46	Milwaukee	12/7/1968
Luka Garza	44	at Michigan	12/6/2019
Dick Ives	43	Chicago	2/5/1944
Bruce King	42	Pittsburgh	12/30/1976
Peter Jok	42	vs. Memphis	11/26/2016
Luka Garza	41	Southern Univ.	11/27/2020
Rick Williams	40	South Carolina	1/22/1972

**30-Plus Point Games**

Player	Pts	Opponent	Date
Don Nelson	39	at Wisconsin	1/6/1962
Sam Williams	39	at Northwestern	1/21/1967
Chris Pervall	38	Illinois	3/6/1965
John Johnson	38	at Ohio State	2/21/1970
Luka Garza	38	at Michigan	12/6/2019
Dick Ives	37	Western Illinois	12/15/1943
Dave Gunther	37	Ohio State	2/21/1959
Don Nelson	37	at Indiana	2/17/1962
Sam Williams	37	at Stanford	12/23/1967
John Johnson	37	Ohio State	3/3/1970
Fred Brown	37	Purdue	2/20/1971
Roy Marble	37	at Illinois	3/8/1989
Bill Logan	36	vs. Temple	3/22/1956
Dave Gunther	36	vs. Wyoming	12/27/1958
Don Nelson	36	Northwestern	1/8/1962
John Johnson	36	Michigan State	2/14/1970
Fred Brown	36	Illinois	2/2/1971
Bruce King	36	at Michigan	1/31/1976
Bruce King	36	Michigan State	2/7/1977
Acie Earl	36	Wisconsin	3/10/1993
Rob Griffin	36	Penn State	3/4/2000
Adam Haluska	36	Georgia State	12/20/2006
Luka Garza	36	vs. Oregon	3/22/2021
Dave Gunther	35	Washington	12/20/1958
Don Nelson	35	Wisconsin	3/10/1962
Sam Williams	35	Illinois	2/6/1967
Fred Brown	35	Ohio State	1/9/1971
Fred Brown	35	at Northwestern	1/30/1971
Fred Brown	35	Michigan	3/9/1971
Rick Williams	35	at Michigan	1/25/1972
Greg Stokes	35	George Mason	12/1/1984
B.J. Armstrong	35	vs. Florida State	3/18/1988
B.J. Armstrong	35	vs. Rutgers	3/18/1989
Peter Jok	35	Indiana	2/21/2017
Luka Garza	35	Western Illinois	12/3/2020
Murray Wier	34	Illinois	2/9/1948
Charles Darling	34	Minnesota	1/19/1952
Charles Darling	34	Wisconsin	3/3/1952
Carl Cain	34	Kentucky	3/17/1956
Dave Gunther	34	vs. Oregon State	12/29/1958

Don Nelson	34	Arizona	12/19/1960
Don Nelson	34	Michigan State	1/14/1961
Sam Williams	34	at Minnesota	3/4/1968
John Johnson	34	at Michigan	1/6/1970
Kevin Kunnert	34	at Indiana	2/19/1972
Andre Woolridge	34	at Northwestern	3/8/1997
Adam Haluska	34	at Minnesota	2/7/2007
Peter Jok	34	at Nebraska	1/5/2017
Luka Garza	34	vs. Penn State	1/4/2020
Luka Garza	34	Iowa State	12/11/2020
Don Nelson	33	at Evansville	12/1/1960
Sam Williams	33	at Michigan State	1/23/1968
John Johnson	33	at Minnesota	3/4/1969
John Johnson	33	at Cincinnati	12/18/1969
John Johnson	33	at Hawai'i	12/30/1969
John Johnson	33	Minnesota	2/3/1970
John Johnson	33	at Indiana	2/7/1970
Fred Brown	33	at Bowling Green	12/14/1970
Rick Williams	33	at Michigan State	2/26/1972
Greg Stokes	33	at Wisconsin	2/23/1983
Val Barnes	33	at Penn State	2/22/1993
Adam Haluska	33	Indiana	2/3/2007
Matt Gatens	33	Wisconsin	2/23/2012
Peter Jok	33	Omaha	12/3/2016
Luka Garza	33	Michigan	1/17/2020
Luka Garza	33	Minnesota	1/10/2021
Dave Danner	32	Chicago	2/5/1944
Frank Calsbeek	32	Indiana	1/14/1950
Bill Logan	32	Michigan	1/11/1954
Don Nelson	32	at Illinois	3/3/1962
Dave Roach	32	Saint Louis	12/9/1963
George Peeples	32	Purdue	2/20/1965
Gerry Jones	32	at Minnesota	2/20/1967
Sam Williams	32	vs. Saint Louis	12/30/1967
Sam Williams	32	Ohio State	1/13/1968
John Johnson	32	at Northwestern	3/7/1970
Fred Brown	32	Creighton	12/4/1970
Fred Brown	32	at Drake	12/12/1970
Rick Williams	32	Illinois	2/15/1972
Kevin Kunnert	32	at Northwestern	2/19/1973
Candy LaPrince	32	at Michigan State	1/21/1974
Chad Calabria	32	Purdue	2/11/1974
Jim Collins	32	Purdue	2/11/1974
Bruce King	32	Illinois	1/3/1976
Roy Marble	32	Michigan	2/9/1989
Ed Horton	32	vs. N.C. State	3/19/1989
Ray Thompson	32	at Iowa State	12/7/1989
Acie Earl	32	at Iowa State	12/14/1991
Chris Kingsbury	32	Northwestern	2/9/1995
Andre Woolridge	32	Missouri	12/21/1996
Jeff Horner	32	at Purdue	2/1/2006
Jarrod Uthoff	32	at Iowa State	12/10/2015
Isaiah Moss	32	at Minnesota	2/21/2018
Luka Garza	32	at Minnesota	12/25/2020



Charles Darling	31	at Indiana	1/21/1952
Charles Darling	31	Butler	2/4/1952
Dave Gunther	31	at Indiana	1/17/1959
John Johnson	31	at Wisconsin	1/10/1970
Glenn Vidnovic	31	Indiana	1/31/1970
Fred Brown	31	at Minnesota	2/23/1971
Kevin Kunnert	31	Ohio State	2/12/1973
Larry Parker	31	VCU	11/30/1974
Bruce King	31	Ohio State	1/27/1977
Ronnie Lester	31	at Ohio State	1/7/1978
Ronnie Lester	31	at Ohio State	2/24/1979
Val Barnes	31	Iowa State	12/8/1990
Acie Earl	31	UMBC	12/15/1990
Acie Earl	31	vs. Butler	12/27/1991
Andre Woolridge	31	UNI	12/10/1996
Luke Recker	31	at Missouri	12/15/2001
Adam Haluska	31	Coppin State	12/2/2006
Roy Devyn Marble	31	at Oregon	3/18/2012
Dave Gunther	30	at Michigan State	2/10/1958
Fred Brown	30	at Michigan State	1/12/1971
Scott Thompson	30	at Michigan State	1/5/1976
Scott Thompson	30	at Michigan	1/31/1976
Ronnie Lester	30	at Purdue	2/23/1979
B.J. Armstrong	30	Wisconsin	3/10/1988
Roy Marble	30	at Michigan	3/4/1989
Acie Earl	30	UCLA	12/22/1990
James Moses	30	Illinois	2/23/1991
Chris Kingsbury	30	at Hawai'i	12/29/1994
Chris Kingsbury	30	vs. Connecticut	11/24/1995
Kyle Galloway	30	vs. Minnesota	3/9/2000
Dean Oliver	30	vs. Michigan State	3/10/2000
Reggie Evans	30	vs. Penn State	3/10/2001
Reggie Evans	30	UMES	11/13/2001
Adam Haluska	30	at Penn State	2/28/2007
Aaron Fuller	30	Michigan	2/16/2010
Matt Gatens	30	Indiana	2/19/2012
Roy Devyn Marble	30	vs. Northern Iowa	12/15/2012
Roy Devyn Marble	30	vs. Xavier	11/28/2013
Peter Jok	30	Seton Hall	11/17/2016
<b>Jordan Bohannon</b>	<b>30</b>	<b>vs. UAB</b>	<b>11/22/2017</b>
Joe Wieskamp	30	Nebraska	2/8/2020
Luka Garza	30	Oral Roberts	11/15/2019
Luka Garza	30	vs. Gonzaga	12/19/2020
Luka Garza	30	at Wisconsin	2/18/2021

**Career 40+ Point Games**

Player	Years	No.
John Johnson	1969-70	2
Luka Garza	2018-20	2
Dick Ives	1944-47	1
Peter Jok	2014-17	1
Bruce King	1975-77	1
Rick Williams	1972-73	1

**Career 30+ Point Games**

Player	Years	No.
John Johnson	1969-70	13
Luka Garza	2018-20	13
Fred Brown	1970-71	10
Don Nelson	1960-62	8
Sam Williams	1967-68	7
Dave Gunther	1957-59	6
Bruce King	1975-77	5
Acie Earl	1990-93	5
Adam Haluska	2005-07	5
Peter Jok	2014-17	5
Charles Darling	1950-52	4
Rick Williams	1972-73	4
B.J. Armstrong	1986-89	3
Chris Kingsbury	1994-96	3
Kevin Kunnert	1971-73	3
Ronnie Lester	1977-80	3
Roy Marble	1986-89	3
Roy Devyn Marble	2011-14	3
Andre Woolridge	1995-97	3
Val Barnes	1991-93	2
Reggie Eavns	2000-02	2
Matt Gatens	2009-12	2
Dick Ives	1944-47	2
Bill Logan	1954-56	2
Greg Stokes	1982-85	2
Scott Thompson	1974-76	2
<b>Jordan Bohannon</b>	<b>2017-present</b>	<b>1</b>
Carl Cain	1954-56	1
Chad Calabria	1968-70	1
Frank Calsbeek	1949-51	1
Jim Collins	1972-74	1
Dave Danner	1944-47	1
Aaron Fuller	2009-10	1
Kyle Galloway	1998, 2000-01	1
Rob Griffin	2000	1
Jeff Horner	2003-06	1
Ed Horton	1986-89	1
Gerry Jones	1965, 1967	1
Candy LaPrince	1973-74	1
James Moses	1989-92	1
Isaiah Moss	2017-present	1
Dean Oliver	1998-2000	1
Larry Parker	1973-76	1
George Peeples	1964-66	1
Chris Pervall	1965-66	1
Luke Recker	2001-02	1
Dave Roach	1962-64	1
Ray Thompson	1989-90	1
Jarrod Uthoff	2014-16	1
Glenn Vidnovic	1968-70	1
Murray Wier	1945-48	1
Joe Wieskamp	2019-20	1

**B.J. Armstrong (1986-89)**

30	Wisconsin	3/10/1988
35	vs. Florida State	3/18/1988
35	vs. Rutgers	3/18/1989

**Val Barnes (1991-93)**

31	Iowa State	12/8/1990
33	at Penn State	2/22/1993

**Jordan Bohannon (2017-21)**

30	vs. UAB	11/22/2017
----	---------	------------

**Fred Brown (1970-71)**

32	Creighton	12/4/1970
32	at Drake	12/12/1970
33	at Bowling Green	12/14/1970
35	Ohio State	1/9/1971
30	at Michigan State	1/12/1971
35	at Northwestern	1/30/1971
36	Illinois	2/2/1971
31	at Minnesota	2/23/1971
37	Purdue	2/20/1971
35	Michigan	3/9/1971

**Carl Cain (1954-56)**

34	Kentucky	3/17/1956
----	----------	-----------

**Chad Calabria (1968-70)**

32	Purdue	2/11/1974
----	--------	-----------

**Frank Calsbeek (1949-51)**

32	Indiana	1/14/1950
----	---------	-----------

**Jim Collins (1972-74)**

32	Purdue	2/11/1974
----	--------	-----------

**Dave Danner (1944-47)**

32	Chicago	2/5/1944
----	---------	----------

**Charles Darling (1950-52)**

34	Minnesota	1/19/1952
31	at Indiana	1/21/1952
31	Butler	2/4/1952
34	Wisconsin	3/3/1952

**Acie Earl (1990-93)**

31	UMBC	12/15/1990
30	UCLA	12/22/1990
32	at Iowa State	12/14/1991
31	vs. Butler	12/27/1991
36	Wisconsin	3/10/1993

**Reggie Evans (2000-02)**

30	vs. Penn State	3/10/2001
30	UMES	11/13/2001

**Aaron Fuller (2009-10)**

30	Michigan	2/16/2010
----	----------	-----------

**Kyle Galloway (1998, 2000-01)**

30	vs. Minnesota	3/9/2000
----	---------------	----------

**Luka Garza (2018-21)**

30	Oral Roberts	11/15/2019
44	at Michigan	12/6/2019
34	vs. Penn State	1/4/2020
33	Michigan	1/17/2020
38	at Indiana	2/13/2020
41	Southern University	11/27/2020
35	Western Illinois	12/3/2020
34	Iowa State	12/11/2020
30	vs. Gonzaga	12/19/2020
32	at Minnesota	12/25/2020
33	Minnesota	1/10/2021
30	at Wisconsin	2/18/2021
36	vs. Oregon	3/22/2021

**Matt Gatens (2009-12)**

30	Indiana	2/19/2012
33	Wisconsin	2/23/2012

**Rob Griffin (2000)**

36	Penn State	3/4/2000
----	------------	----------

**Dave Gunther (1957-59)**

30	at Michigan State	2/10/1958
35	Washington	12/20/1958
36	vs. Wyoming	12/27/1958
34	vs. Oregon State	12/29/1958
31	at Indiana	1/17/1959
37	Ohio State	2/21/1959

**Adam Haluska (2005-07)**

31	Coppin State	12/2/2006
36	Georgia State	12/20/2006
33	Indiana	2/3/2007
34	at Minnesota	2/7/2007
30	at Penn State	2/28/2007

**Jeff Horner (2003-06)**

32	at Purdue	2/1/2006
----	-----------	----------

**Ed Horton (1986-89)**

32	vs. N.C. State	3/19/1989
----	----------------	-----------

**Dick Ives (1944-47)**

37	Western Illinois	12/15/1943
43	Chicago	2/5/1944

**John Johnson (1969-70)**

46	Milwaukee	12/7/1968
33	at Minnesota	3/4/1969
33	at Cincinnati	12/18/1969
33	at Hawai'i	12/30/1969
34	at Michigan	1/6/1970
31	at Wisconsin	1/10/1970
33	Minnesota	2/3/1970
33	at Indiana	2/7/1970
36	Michigan State	2/14/1970
38	at Ohio State	2/21/1970
49	Northwestern	2/24/1970
37	Ohio State	3/3/1970
32	at Northwestern	3/7/1970

**Peter Jok (2014-17)**

30	Seton Hall	11/17/2016
42	vs. Memphis	11/26/2016
33	Omaha	12/3/2016
34	at Nebraska	1/5/2017
35	Indiana	2/21/2017

**Gerry Jones (1965, 1967)**

32	at Minnesota	2/20/1967
----	--------------	-----------

**Bruce King (1975-77)**

32	Illinois	1/3/1976
36	at Michigan	1/31/1976
42	vs. Pittsburgh	12/30/1976
31	Ohio State	1/27/1977
36	Michigan State	2/7/1977

**Chris Kingsbury (1994-96)**

30	at Hawai'i	12/29/1994
32	Northwestern	2/9/1995
30	vs. Connecticut	11/24/1995

**Kevin Kunnert (1971-73)**

31	Ohio State	2/12/1973
32	at Northwestern	2/19/1973
34	at Indiana	2/19/1972

**Candy LaPrince (1973-74)**

32	at Michigan State	1/21/1974
----	-------------------	-----------

**Ronnie Lester (1977-80)**

31	at Ohio State	1/7/1978
30	at Purdue	2/23/1979
31	at Ohio State	2/24/1979

**Bill Logan (1954-56)**

32	Michigan	1/11/1954
36	vs. Temple	3/22/1956

**Roy Marble (1986-89)**

32	Michigan	2/9/1989
30	at Michigan	3/4/1989
37	at Illinois	3/8/1989

**Roy Devyn Marble (2011-14)**

31	at Oregon	3/18/2012
30	vs. UNI	12/15/2012
30	vs. Xavier	11/28/2013

**James Moses (1989-92)**

30	Illinois	2/23/1991
----	----------	-----------

**Isaiah Moss (2017-19)**

32	at Minnesota	2/21/2018
----	--------------	-----------

**Don Nelson (1960-62)**

33	at Evansville	12/1/1960
34	Arizona	12/19/1960
34	Michigan State	1/14/1961
39	at Wisconsin	1/6/1962
36	Northwestern	1/8/1962
37	at Indiana	2/17/1962
32	at Illinois	3/3/1962
35	Wisconsin	3/10/1962

**Dean Oliver (1998-2000)**

30	vs. Michigan State	3/10/2000
----	--------------------	-----------

**Larry Parker (1973-76)**

31	VCU	11/30/1974
----	-----	------------

**George Peoples (1964-66)**

32	Purdue	2/20/1965
----	--------	-----------

**Chris Pervall (1965-66)**

38	Illinois	3/6/1965
----	----------	----------

**Luke Recker (2001-02)**

31	at Missouri	12/15/2001
----	-------------	------------

**Dave Roach (1962-64)**

32	Saint Louis	12/9/1963
----	-------------	-----------

**Greg Stokes (1982-85)**

33	at Wisconsin	2/23/1983
35	George Mason	12/1/1984

**Ray Thompson (1989-90)**

32	at Iowa State	12/7/1989
----	---------------	-----------

**Scott Thompson (1974-76)**

30	at Michigan State	1/5/1976
30	at Michigan	1/31/1976

**Jarrod Uthoff (2014-16)**

32	at Iowa State	12/10/2015
----	---------------	------------

**Glenn Vidnovic (1968-70)**

31	Indiana	1/31/1970
----	---------	-----------

**Murray Wier (1945-48)**

34	Illinois	2/9/1948
----	----------	----------

**Joe Wieskamp (2019-21)**

30	Nebraska	2/8/2020
----	----------	----------

**Rick Williams (1972-73)**

40	South Carolina	1/22/1972
35	at Michigan	1/25/1972
32	Illinois	2/15/1972
33	at Michigan State	2/26/1972

**Sam Williams (1967-68)**

39	at Northwestern	1/21/1967
35	Illinois	2/6/1967
37	at Stanford	12/23/1967
32	vs. Saint Louis	12/30/1967
32	Ohio State	1/13/1968
33	at Michigan State	1/23/1968
34	at Minnesota	3/4/1968

**Andre Woolridge (1995-97)**

31	UNI	12/10/1996
32	Missouri	12/21/1996
34	at Northwestern	3/8/1997



**20+ Rebound Games**

Player	Rbs	Opponent	Date
Charles Darling	30	Wisconsin	3/3/1952
Frank Allen	25	California	12/28/1960
Charles Darling	25	Purdue	1/6/1951
Greg Brunner	23	Minnesota	1/18/2006
Kevin Kunnert	23	Drake	12/27/1972
Kevin Kunnert	23	Illinois	3/7/1972
John Johnson	23	Northwestern	2/11/1969
John Johnson	23	Cal-Poly	11/30/1968
Tom Harris	23	California	12/28/1960
Nolden Gentry	23	Michigan	1/4/1958
Bill Logan	23	Michigan	2/26/1955
Kevin Kunnert	22	Purdue	3/4/1972
Kevin Kunnert	22	Michigan	3/9/1971
Bruce King	21	Ohio State	1/27/1977
Bruce King	21	Indiana	2/8/1975
Kevin Kunnert	21	Iowa State	12/23/1970
Clay Hargrave	20	Illinois	1/26/1980
Bruce King	20	vs. Pittsburgh	12/30/1976
Fred Haberecht	20	at Wisconsin	2/1/1975
Kevin Kunnert	20	Indiana	3/3/1973
Kevin Kunnert	20	Michigan State	2/12/1972
Jim Collins	20	Minnesota-Duluth	12/30/1972
Kevin Kunnert	20	Hardin-Simmons	12/1/1971

**Career 20+ Rebounds Games**

Player	Years	No.
Kevin Kunnert	1971-73	8
Bruce King	1975-77	3
John Johnson	1969-70	2
Charles Darling	1950-52	2
Greg Brunner	2003-06	1
Clay Hargrave	1976-78	1
Fred Haberecht	1975-76	1
Jim Collins	1972-74	1
Frank Allen	1960	1
Tom Harris	1960	1
Nolden Gentry	1958-60	1
Bill Logan	1954-56	1

**Career 20-Plus Rebound Games**

<b>Frank Allen (1960)</b>		
California	12/28/1960	25
<b>Greg Brunner (2003-06)</b>		
Minnesota	1/18/2006	23
<b>Jim Collins (1972-74)</b>		
Minnesota-Duluth	12/30/1972	20
<b>Charles Darling (1950-52)</b>		
Purdue	1/6/1951	25
Wisconsin	3/3/1952	30
<b>Nolden Gentry (1958-60)</b>		
Michigan	1/4/1958	23
<b>Fred Haberecht (1975-76)</b>		
at Wisconsin	2/1/1975	20
<b>Clay Hargrave (1976-78)</b>		
Illinois	1/26/1980	20
<b>Tom Harris (1960)</b>		
California	12/28/1960	23
<b>John Johnson (1969-70)</b>		
Cal-Poly	11/30/1968	23
Northwestern	2/11/1969	23
<b>Bruce King (1975-77)</b>		
Indiana	2/8/1975	21
vs. Pittsburgh	12/30/1976	20
Ohio State	1/27/1977	21
<b>Kevin Kunnert (1971-73)</b>		
Iowa State	12/23/1970	21
Michigan	3/9/1971	22
Hardin-Simmons	12/1/1971	20
Michigan State	2/12/1972	20
Purdue	3/4/1972	22
Illinois	3/7/1972	23
Drake	12/2/1972	23
Indiana	3/3/1973	20
<b>Bill Logan</b>		
Michigan	2/26/1955	23

**Career 10+ Assists Games**

Player	Years	No.
<b>Jordan Bohannon</b>	<b>2017-21</b>	<b>8</b>
Cal Wulfsberg	1976-77	6
B.J. Armstrong	1986-89	5
Mike Gesell	2013-16	5
Andre Woolridge	1995-97	4
Bryce Cartwright	2011-12	3
Jeff Horner	2003-06	3
Ronnie Lester	1977-80	3
Steve Carfino	1981-84	2
Mon'ter Glasper	1993-96	2
Dean Oliver	1998-2001	2
Andre Banks	1983-86	1
Kevin Boyle	1979-82	1
Tony Freeman	2006-08	1
Brian Garner	1989	1
Jake Kelly	2008-09	1
Roy Devyn Marble	2011-14	1
<b>Connor McCaffery</b>	<b>2018-present</b>	<b>1</b>
Kevin Smith	1991-93	1

**Career 10+ Assists Games****B.J. Armstrong (1986-89)**

vs. Oklahoma	3/20/1987	10
Georgia	12/3/1988	12
Ohio State	2/13/1989	12
Minnesota	2/18/1989	15
Indiana	3/11/1989	10

**Andre Banks (1983-86)**

Baylor	12/2/1983	10
--------	-----------	----

**Jordan Bohannon (2017-21)**

Indiana	3/9/2017	10
South Dakota	3/15/2017	11
TCU	3/19/2017	13
Ohio State	1/4/2018	10
Wisconsin	1/23/2018	11
Minnesota	1/30/2018	10
Minnesota	12/9/2019	10
Minnesota	1/10/2021	14

**Kevin Boyle (1979-82)**

Nevada	12/9/1980	10
--------	-----------	----

**Steve Carfino (1981-84)**

Michigan	1/23/1982	11
Marquette	12/8/1982	10

**Bryce Cartwright (2011-12)**

Michigan State	2/2/2011	10
Dayton	3/13/2012	11
at Oregon	3/18/2012	10

**Tony Freeman (2006-08)**

The Citadel	11/13/2006	11
-------------	------------	----

**Brian Garner (1989)**

Brown	12/2/1988	11
-------	-----------	----

**Jeff Horner (2003-06)**

Fairfield	12/2/2005	10
Minnesota	2/18/2006	10
vs. Ohio State	3/12/2006	10

**Mike Gesell (2013-16)**

Coppin State	11/15/2015	12
Tennessee Tech	12/22/2015	10
Nebraska	1/5/2016	10
Minnesota	2/14/2016	12
at Michigan	3/5/2016	11

**Mon'ter Glasper (1993-96)**

Iowa State	12/11/1993	10
at Indiana	2/12/1994	10

**Jake Kelly (2008-09)**

Penn State	3/7/2009	11
------------	----------	----

**Ronnie Lester (1977-80)**

vs. Tennessee	12/20/1977	11
Minnesota	2/11/1978	11
Northwestern	2/16/1978	14

**Roy Devyn Marble (2011-14)**

Wisconsin	2/22/2014	11
-----------	-----------	----

**Connor McCaffery (2018-present)**

at Maryland	1/7/2021	10
-------------	----------	----

**Dean Oliver (1998-2001)**

Chicago State	11/14/1997	12
Purdue	2/21/2001	11

**Kevin Smith (1991-93)**

Centenary	1/4/1992	12
-----------	----------	----

**Andre Woolridge (1995-97)**

Illinois	2/1/1995	10
Michigan	3/5/1995	10
vs. DePaul	3/15/1995	10
vs. Virginia	3/13/1997	10

**Cal Wulfsberg (1976-77)**

Augustana (SD)	11/29/1975	11
at Northwestern	1/19/1976	11
Ohio State	1/24/1976	16
at Michigan	1/31/1976	13
Michigan State	3/1/1976	11
Drake	12/21/1976	12



**Career Double-Doubles**

*Since the 1969-70 season*

Kevin Kunnert	1971-73	48
Bruce King	1975-77	43
Reggie Evans	2001-02	40
Luka Garza	2018-21	33
Greg Brunner	2003-06	32
Acie Earl	1990-93	27
Ed Horton	1986-89	27
Ryan Bowen	1995-98	23
Greg Stokes	1982-85	23
Dan Frost	1975-76	21
Michael Payne	1982-85	18
Jess Settles	1994-96, '99	18
Chris Street	1991-93	17
Aaron White	2012-15	16
Melsahn Basabe	2011-14	15
Tyler Cook	2017-19	15
Clay Hargrave	1976-78	14
Les Jepsen	1987-90	13
John Johnson	1969-70	12
Williams Mayfield	1976-79	11
Kevin Boyle	1979-82	10
Steve Waite	1978-81	10
Adam Woodbury	2013-16	9
Jim Collins	1972-74	8
Fred Haberecht	1975-76	8
Jeff Horner	2003-06	8
Jacob Jaacks	1999-2000	8
Steve Krafacisin	1979-81	8
Roy Marble	1986-89	8
Joe Wieskamp	2019-21	8
<b>Jordan Bohannon</b>	<b>2017-21</b>	<b>7</b>
Jarryd Cole	2008-11	7
Neil Fegebank	1972-74	7
Brad Lohaus	1983-87	7
Jared Reiner	2001-04	7
Cyrus Tate	2007-09	7
Jarrod Uthoff	2013-16	7
Aaron Fuller	2009-10	6
Gabriel Olaseni	2012-15	6
Glen Worley	2001-04	6
Gerry Wright	1985-87	6
B.J. Armstrong	1986-89	5
Russ Millard	1993-96	5
Nicholas Baer	2016-19	4
Peter Jok	2014-17	4
Al Lorenzen	1985-88	4
Darryl Moore	1997-98	4
Glenn Vidnovic	1968-70	4
James Winters	1991-94	4
Jim Bartels	1991, '93-95	3
Mark Gannon	1980-83	3
Bob Hansen	1980-83	3
Duez Henderson	1999-2002	3
Bill Jones	1985-88	3
Ronnie Lester	1977-80	3
Jack Nunge	2018-21	3
Nate Washington	1974	3

Andre Woolridge	1995-97	3
Craig Anderson	1981-84	2
Vince Brookins	1978-81	2
Fred Brown	1970-71	2
Bryce Cartwright	2011-12	2
Adam Haluska	2005-07	2
Jake Kelly	2008-09	2
Ben McGilmer	1966, '69-70	2
James Moses	1989-92	2
Isaiah Moss	2017-pre	2
Kenyon Murray	1993-96	2
Larry Olsthoorn	1977-78	2
Guy Rucker	1997-99	2
Harold Sullinger	1972	2
Jay Webb	1990-93	2
Devon Archie	2010-12	1
Val Barnes	1991-93	1
Matt Bullard	1989-90	1
Steve Carfino	1981-84	1
Brennan Cougill	2010	1
Ricky Davis	1998	1
Terry Drake	1975-78	1
Kyle Galloway	1998-2001	1
Matt Gatens	2009-12	1
Mike Gesell	2013-16	1
Joe Gould	1971	1
Ken Grabinski	1970-72	1
Rob Griffin	2000	1
Dave Gunther	1957-59	1
Omar Hazley	1969-71	1
Kent Hill	1985-88	1
Justin Johnson	2007-08	1
J.R. Koch	1996-99	1
Ryan Kriener	2017-20	1
Wade Lookingbill	1989-93	1
Ryan Luehrsmann	1997-2000	1
Roy Devyn Marble	2011-14	1
Eric May	2010-13	1
Dean Oliver	1977-78	1
Larry Parker	1973-76	1
Cordell Pemsli	2016-20	1
Pierre Pierce	2002, '04	1
Luke Recker	2001-02	1
Sean Sondelleiter	2001-03	1
Ray Thompson	1989	1
Anthony Tucker	2009	1
Dom Uhl	2015-18	1
Reggie Vaughn	1973	1

**Single Season Double-Double Leaders**

*Since the 1969-70 season (10 or more)*

Reggie Evans	2000-01	22
Kevin Kunnert	1972-73	20
Ed Horton	1988-89	19
Kevin Kunnert	1971-72	19
Reggie Evans	2001-02	18
Bruce King	1976-77	17
Bruce King	1975-76	16
Luka Garza	2018-pre.	15
Acie Earl	1992-93	14
Luka Garza	2020-21	13
Dan Frost	1975-76	13
Les Jepsen	1989-90	12
John Johnson	1969-70	12
Greg Brunner	2005-06	11
Greg Brunner	2004-05	11
Ryan Bowen	1997-98	11
Greg Stokes	1984-85	11
Ryan Bowen	1996-97	10
Acie Earl	1991-92	10
Clay Hargrave	1977-78	10
Bruce King	1974-75	10

**Craig Anderson (2)**

Opponent	Date	Pts	Reb	Ast
Detroit	12/1/1980	12	12	--
vs. Memphis	12/30/1983	11	10	--

**Devon Archie (1)**

Opponent	Date	Pts	Reb	Ast
vs. Xavier	11/19/2010	10	11	--

**B.J. Armstrong (5)**

Opponent	Date	Pts	Reb	Ast
vs. Oklahoma	3/20/1987	16	--	10
Georgia	12/3/1988	15	--	12
Ohio State	2/13/1989	20	--	12
Minnesota	2/18/1989	12	--	15
Indiana	3/11/1989	18	--	10

**Nicholas Baer (4)**

Opponent	Date	Pts	Reb	Ast
vs. UNI	12/17/2016	11	11	--
Penn State	3/5/2017	20	10	--
TCU	3/19/2017	15	10	--
vs. Drake	12/16/2017	11	14	--

**Val Barnes (1)**

Opponent	Date	Pts	Reb	Ast
Michigan	1/9/1992	14	11	--

**Jim Bartels (3)**

Opponent	Date	Pts	Reb	Ast
Cal-Irvine	12/29/1993	10	12	--
Morgan State	11/25/1994	12	12	--
at Michigan	1/11/1995	10	10	--

**Melsahn Basabe (15)**

Opponent	Date	Pts	Reb	Ast
Iowa State	12/10/2010	12	14	--
Ohio State	1/4/2011	22	13	--
at Minnesota	1/16/2011	20	13	--
Indiana	1/23/2011	20	10	--
at Indiana	2/5/2011	20	13	--
Wisconsin	2/9/2011	13	11	--
North Carolina A&T	11/14/2011	15	10	--
Brown	12/3/2011	14	10	--
Boise State	12/22/2011	14	11	--
Penn State	1/31/2013	10	10	--
Nebraska	3/9/2013	11	13	--
vs. Northwestern	3/14/2013	10	12	--
Fairleigh Dickinson	12/9/2013	12	11	--
Northwestern	1/9/2014	16	10	--
at Ohio State	1/12/2014	11	10	--

**Jordan Bohannon (7)**

Opponent	Date	Pts	Reb	Ast
vs. Indiana	3/9/2017	24	--	10
South Dakota	3/15/2017	19	--	11
TCU	3/19/2017	25	--	13
Ohio State	1/4/2018	15	--	10
Wisconsin	1/23/2018	13	--	11
Minnesota	1/30/2018	20	--	10
Minnesota	1/10/2021	19	--	14

**Ryan Bowen (23)**

Opponent	Date	Pts	Reb	Ast
Western Carolina	12/20/1994	13	11	--
at UNI	12/5/1995	12	11	--
LaSalle	12/7/1996	12	18	--
UNI	12/10/1996	12	10	--

Missouri	12/21/1996	12	10	--
Austin Peay	12/27/1996	14	12	--
Cal-Northridge	12/29/1996	18	14	--
at Purdue	1/7/1997	12	10	--
Ohio State	1/15/1997	11	13	--
at Michigan	1/19/1997	20	10	--
Indiana	2/4/1997	11	13	--
vs. Virginia	3/13/1997	15	16	--
Chicago State	11/14/1997	20	11	--
Long Island	11/29/1997	20	19	--
Drake	12/2/1997	13	13	--
UNI	12/9/1997	17	12	--
at Indiana	12/31/97	19	14	--
Michigan State	1/21/1998	10	11	--
at Missouri	1/24/1998	15	11	--
Minnesota	2/12/1998	10	14	--
Ohio State	2/14/1998	15	13	--
at Illinois	2/22/1998	16	10	--
Georgia	3/11/1998	24	11	--

**Kevin Boyle (10)**

Opponent	Date	Pts	Reb	Ast
at Illinois Wesleyan	12/16/1978	11	10	--
Illinois	1/25/1979	11	10	--
Minnesota	1/27/1979	17	19	--
at Wisconsin	2/1/1979	12	10	--
Ohio State	1/10/1980	14	12	--
Purdue	2/9/1980	12	12	--
at Ohio State	2/23/1980	19	10	--
vs. Cincinnati	12/5/1980	11	10	--
Michigan State	1/10/1981	14	11	--
at Ohio State	3/7/1981	13	11	--

**Vince Brookins (2)**

Opponent	Date	Pts	Reb	Ast
Drake	12/29/1979	20	14	--
Michigan State	1/10/1981	16	14	--

**Fred Brown (2)**

Opponent	Date	Pts	Reb	Ast
Wyoming	1/2/1971	29	10	--
Ohio State	1/9/1971	35	10	--

**Greg Brunner (32)**

Opponent	Date	Pts	Reb	Ast
Green Bay	12/2/2003	13	11	--
Eastern Washington	12/5/2003	15	10	--
at Michigan State	2/4/2004	10	13	--
at Indiana	2/7/2004	23	14	--
Wisconsin	2/11/2004	10	13	--
Minnesota	2/28/2004	13	12	--
at Northwestern	3/3/2004	19	11	--
at Purdue	3/6/2004	14	13	--
vs. Michigan	3/12/2004	10	11	--
vs. Louisville	11/22/2004	13	10	--
Iowa State	12/10/2004	11	13	--
Western Carolina	12/18/2004	11	11	--
Saint Louis	12/31/2004	10	11	--
at Ohio State	1/8/2005	14	11	--
Minnesota	1/15/2005	13	11	--
at Illinois	1/20/2005	16	11	--
Purdue	1/22/2005	14	11	--
at Purdue	2/16/2005	19	10	--
at Penn State	2/26/2005	14	14	--
vs. Cincinnati	3/17/2005	20	10	--
vs. Kentucky	11/21/2005	17	12	--
Fairfield	12/2/2005	23	11	--
at UNI	12/6/2005	26	10	--

at Iowa State	12/9/2005	26	10	--
Arizona State	12/17/2005	12	15	--
Drake	12/20/2005	17	12	--
Robert Morris	12/22/2005	15	10	--
Minnesota	1/18/2006	17	23	--
at Michigan State	1/21/2006	17	11	--
at Northwestern	2/8/2006	13	11	--
Michigan State	2/14/2006	15	10	--
vs. Northwestern St	3/17/2006	16	10	--

**Matt Bullard (1)**

Opponent	Date	Pts	Reb	Ast
UNI	12/6/1988	10	12	--

**Steve Carfino (1)**

Opponent	Date	Pts	Reb	Ast
Marquette	12/8/1982	17	--	10

**Bryce Cartwright (2)**

Opponent	Date	Pts	Reb	Ast
Michigan State	2/2/2011	12	--	10
at Oregon	3/18/2012	12	--	10

**Jarryd Cole (7)**

Opponent	Date	Pts	Reb	Ast
Penn State	3/7/2009	14	11	--
NC Central	11/28/2009	24	10	--
at Indiana	1/24/2010	11	10	--
UNI	12/7/2010	10	15	--
Louisiana Tech	12/21/2010	10	12	--
Wisconsin	2/9/2011	10	12	--
Purdue	3/5/2011	16	10	--

**Jim Collins (8)**

Opponent	Date	Pts	Reb	Ast
Illinois	2/15/1972	12	10	--
Minnesota-Duluth	12/30/1972	18	21	--
Wisconsin	2/17/1973	14	15	--
Drake	12/4/1973	13	10	--
at Michigan State	1/21/1974	12	13	--
Purdue	2/11/1974	32	15	--
at Illinois	2/23/1974	10	15	--
Wisconsin	3/4/1974	14	10	--

**Tyler Cook (15)**

Opponent	Date	Pts	Reb	Ast
Maryland	2/25/2017	25	10	--
Penn State	3/5/2017	11	10	--
Penn State	12/2/2017	23	12	--
at Illinois	1/11/2018	21	13	--
at Rutgers	1/17/2018	10	10	--
at Nebraska	1/27/2018	24	10	--
Minnesota	1/30/2018	17	10	--
Indiana	2/17/2018	28	10	--
Northwestern	2/25/2018	14	11	--
Wisconsin	11/30/2018	19	15	--
Iowa State	12/6/2018	26	11	--
vs. UNI	12/15/2018	17	13	--
Bryant	12/29/2018	19	12	--
Northwestern	2/10/2019	19	11	--
at Ohio State	2/26/2019	12	10	--

**Brennan Cougill (1)**

Opponent	Date	Pts	Reb	Ast
at Iowa State	12/11/2009	12	10	--



**Ricky Davis (1)**

Opponent	Date	Pts	Reb	Ast
Indiana	2/28/1998	14	11	--

**Terry Drake (1)**

Opponent	Date	Pts	Reb	Ast
vs. Wake Forest	12/28/1974	11	10	--

**Acie Earl (27)**

Opponent	Date	Pts	Reb	Ast
Drake	11/27/1990	23	13	--
UCLA	12/22/1990	30	12	--
at Michigan	2/9/1991	10	10	--
UMES	11/23/1991	12	13	--
Western Illinois	11/26/1991	25	12	--
Drake	12/3/1991	25	12	--
Army	12/6/1991	14	10	--
at UNI	12/10/1991	18	10	--
Centenary	1/4/1992	23	10	--
Michigan	1/9/1992	19	10	--
at Ohio State	1/19/1992	22	10	--
at Wisconsin	3/7/1992	16	11	--
vs. Duke	3/21/1992	19	12	--
Mississippi State	12/5/1992	19	13	--
at Amer-Puerto Rico	12/20/1992	14	11	--
at Indiana	1/6/1993	11	10	--
at Ohio State	1/9/1993	13	12	--
Minnesota	1/13/1993	19	13	--
at Michigan State	1/28/1993	27	16	--
at Minnesota	2/13/1993	14	10	--
Ohio State	2/16/1993	12	10	--
at Penn State	2/22/1993	13	10	--
Penn State	2/24/1993	10	10	--
Michigan State	2/27/1993	20	10	--
at Purdue	3/6/1993	19	12	--
Wisconsin	3/10/1993	36	10	--
vs. NE Louisiana	3/19/1993	23	15	--

**Reggie Evans (40)**

Opponent	Date	Pts	Reb	Ast
Milwaukee	11/19/2000	16	12	--
at Drake	11/21/2000	12	15	--
Georgia Tech	11/28/2000	17	15	--
UT-Chattanooga	12/1/2000	27	12	--
Tulsa	12/2/2000	20	14	--
Northern Iowa	12/5/2000	11	11	--
Iowa State	12/9/2000	13	13	--
Missouri	12/16/2000	20	18	--
Centenary	12/19/2000	11	10	--
at Kansas State	12/23/2000	18	18	--
vs. Tennessee	12/29/2000	19	10	--
at Purdue	1/13/2001	17	18	--
Michigan	1/20/2001	22	10	--
at Minnesota	1/24/2001	25	10	--
Minnesota	1/31/2001	19	15	--
Ohio State	2/7/2001	14	11	--
at Northwestern	2/10/2001	18	14	--
Purdue	2/21/2001	20	16	--
Penn State	3/1/2001	13	16	--
vs. Northwestern	3/8/2001	20	14	--
vs. Penn State	3/10/2001	30	18	--
vs. Kentucky	3/17/2001	18	13	--
UMES	11/13/2001	30	15	--
vs. Memphis	11/20/2001	19	15	--
vs. Missouri	11/21/2001	21	11	--
SMU	12/1/2001	17	12	--
at UNI	12/4/2001	16	16	--
Iowa State	12/8/2001	24	17	--

Drake	12/12/2001	19	10	--
at Missouri	12/15/2001	15	17	--
Mercer	12/28/2001	12	12	--
Wisconsin	1/2/2002	21	17	--
Northwestern	1/9/2002	21	11	--
at Northwestern	1/19/2002	14	17	--
Penn State	2/2/2002	18	13	--
at Penn State	2/13/2002	23	13	--
at Wisconsin	2/19/2002	12	12	--
Michigan	2/23/2002	20	11	--
vs. Purdue	3/7/2002	19	18	--
vs. Indiana	3/9/2002	11	10	--

**Neil Fegebank (7)**

Opponent	Date	Pts	Reb	Ast
Hardon-Simmons	12/1/1971	12	15	--
Ohio State	2/8/1972	11	13	--
Michigan State	2/12/1972	15	16	--
at Michigan State	2/26/1972	11	10	--
Illinois	3/10/1973	12	14	--
Northern Illinois	12/1/1973	15	10	--
at Wyoming	12/22/1973	20	12	--

**Dan Frost (21)**

Opponent	Date	Pts	Reb	Ast
at Kansas	12/7/1974	16	11	--
San Jose State	12/21/1974	21	13	--
at Northwestern	1/2/1975	13	12	--
at Ohio State	1/13/1975	20	12	--
Michigan State	1/20/1975	21	12	--
Michigan	1/18/1975	14	11	--
Wisconsin	3/1/1975	19	14	--
Northwestern	3/3/1975	12	13	--
Augustana (SD)	11/29/1975	27	15	--
Nebraska	12/2/1975	25	12	--
at Bradley	12/8/1975	29	13	--
Drake	12/23/1975	17	10	--
vs. Holy Cross	12/27/1975	27	12	--
vs. Arizona	12/29/1975	22	10	--
at Wisconsin	1/17/1976	18	10	--
at Northwestern	1/19/1976	25	12	--
Ohio State	1/24/1976	19	12	--
at Purdue	2/2/1976	17	10	--
at Drake	2/10/1976	14	19	--
Northwestern	2/16/1976	25	12	--
Michigan State	3/1/1976	25	10	--

**Aaron Fuller (6)**

Opponent	Date	Pts	Reb	Ast
Tennessee State	1/12/2010	24	10	--
Penn State	1/16/2010	20	10	--
At Ohio State	2/7/2010	11	10	--
Northwestern	2/10/2010	13	11	--
Michigan	2/16/2010	30	13	--
vs. Michigan	3/11/2010	10	13	--

**Kyle Galloway (1)**

Opponent	Date	Pts	Reb	Ast
Drake	12/28/1999	16	10	--

**Mark Gannon (3)**

Opponent	Date	Pts	Reb	Ast
Drake	12/29/1979	15	11	--
UW-Eau Claire	1/3/1981	10	10	--
USC	12/11/1982	10	14	--

**Luka Garza (33)**

Opponent	Date	Pts	Reb	Ast
Alabama State	11/12/2017	11	13	--
Southern	12/10/2017	23	13	--
at Illinois	1/11/2018	19	11	--
Wisconsin	1/23/2018	17	16	--
at Penn State	1/16/2019	22	12	--
SIUE	11/8/2019	20	12	--
Oral Roberts	11/15/2019	30	10	--
North Florida	11/21/2019	29	12	--
vs. Texas Tech	11/28/2019	17	12	--
Minnesota	12/9/2019	21	10	--
at Iowa State	12/12/2019	21	11	--
vs. Cincinnati	12/21/2019	12	13	--
vs. Penn State	1/4/2020	34	12	--
at Nebraska	1/7/2020	16	18	--
Maryland	1/10/2020	21	13	--
Rutgers	1/22/2020	28	13	--
Wisconsin	1/27/2020	21	18	--
Illinois	2/2/2020	25	10	--
Penn State	2/29/2020	25	17	--
Purdue	3/3/2020	26	12	--
N.C. Central	11/15/2020	26	10	--
Western Illinois	12/3/2020	35	10	--
North Carolina	12/8/2020	16	14	--
vs. Gonzaga	12/19/2020	30	10	--
at Minnesota	12/25/2020	32	17	--
at Northwestern	1/17/2021	17	10	--
Indiana	1/21/2021	28	12	--
Michigan State	2/2/2021	27	12	--
Rutgers	2/10/2021	22	10	--
Penn State	2/21/2021	23	11	--
at Ohio State	2/28/2021	24	11	--
Wisconsin	3/7/2021	21	16	--
vs. Illinois	3/13/2021	21	12	--

**Matt Gatens (1)**

Opponent	Date	Pts	Reb	Ast
Western Illinois	12/27/2008	11	10	--

**Mike Gesell (1)**

Opponent	Date	Pts	Reb	Ast
Nebraska	1/5/2016	22	10	--

**Joe Gould (1)**

Opponent	Date	Pts	Reb	Ast
Hardin-Simmons	12/21/1970	16	10	--

**Ken Grabinski (1)**

Opponent	Date	Pts	Reb	Ast
Ashland (OH)	12/8/1970	10	10	--

**Rob Griffin (1)**

Opponent	Date	Pts	Reb	Ast
at Indiana	1/18/2000	18	15	--

**Dave Gunther (1)**

Opponent	Date	Pts	Reb	Ast
Michigan State	2/10/1958	30	10	--

**Fred Haberecht (8)**

Opponent	Date	Pts	Reb	Ast
San Jose State	12/21/1974	11	10	--
Illinois	1/4/1975	15	10	--
Michigan State	1/20/1975	12	11	--
at Wisconsin	2/1/1975	29	20	--



Wisconsin	3/1/1975	11	10	--
Northwestern	3/3/1975	10	11	--
Wisconsin	2/14/1976	11	10	--
at Ohio State	2/21/1976	12	11	--

**Adam Haluska (2)**

Opponent	Date	Pts	Reb	Ast
Indiana	1/24/2006	20	10	--
at Michigan	1/31/2007	17	10	--

**Bob Hansen (3)**

Opponent	Date	Pts	Reb	Ast
Northern Illinois	11/28/1981	10	10	--
at BYU	11/27/1982	20	10	--
Navy	12/3/1982	22	10	--

**Clay Hargrave (14)**

Opponent	Date	Pts	Reb	Ast
at Illinois	1/15/1977	10	10	--
at Ohio State	2/14/1977	11	12	--
Indiana	2/28/1977	15	10	--
at Wisconsin	3/5/1977	15	15	--
at UNLV	12/21/1977	16	10	--
at Ohio State	1/7/1978	17	11	--
at Northwestern	1/14/1978	14	14	--
Illinois	1/26/1978	12	20	--
Wisconsin	1/30/1978	10	13	--
at Wisconsin	2/4/1978	10	12	--
Michigan State	2/9/1978	14	13	--
Minnesota	2/11/1978	11	11	--
Northwestern	2/16/1978	14	13	--
Indiana	3/4/1978	10	12	--

**Omar Hazley (1)**

Opponent	Date	Pts	Reb	Ast
at Cincinnati	12/18/1969	10	10	--

**Duez Henderson (3)**

Opponent	Date	Pts	Reb	Ast
Texas Southern	12/3/1999	10	12	--
at Michigan	3/1/2000	18	10	--
at Purdue	1/13/2001	14	10	--

**Kent Hill (1)**

Opponent	Date	Pts	Reb	Ast
Northwestern	1/16/1988	17	15	--

**Jeff Horner (8)**

Opponent	Date	Pts	Reb	Ast
Illinois	1/15/2003	16	11	--
Purdue	1/7/2004	10	10	--
at Indiana	2/7/2004	17	10	--
UNC Greensboro	12/4/2004	14	--	11
Western Carolina	12/18/2004	20	--	10
Fairfield	12/2/2006	12	--	10
Minnesota	1/18/2006	10	--	10
vs. Ohio State	3/12/2006	16	--	10

**Ed Horton (27)**

Opponent	Date	Pts	Reb	Ast
Abilene Christian	11/20/1985	10	12	--
vs. Alaska-Anchorage	11/28/1986	12	10	--
Iowa State	12/20/1986	17	11	--
Indiana	1/22/1987	14	11	--
at Iowa State	12/19/1987	19	12	--
vs. Illinois State	12/29/1987	13	10	--
at Michigan	2/6/1988	22	12	--
Michigan	2/27/1988	16	11	--

Jackson State	12/12/1988	22	16	--
vs. Eastern Illinois	12/23/1988	16	14	--
vs. Saint Louis	12/24/1988	13	12	--
vs. UC-Riverside	12/25/1988	20	16	--
SW Texas State	12/30/1988	22	10	--
at North Carolina	1/7/1989	21	19	--
at Ohio State	1/19/1989	11	11	--
at Purdue	1/21/1989	26	10	--
Wisconsin	1/26/1989	22	13	--
at Indiana	1/30/1989	26	14	--
Illinois	2/5/1989	26	17	--
Michigan	2/9/1989	19	14	--
Ohio State	2/13/1989	18	14	--
Minnesota	2/18/1989	18	11	--
Purdue	2/26/1989	12	10	--
at Michigan	3/4/1989	20	13	--
at Illinois	3/8/1989	21	11	--
Indiana	3/11/1989	18	10	--
vs. N.C. State	3/19/1989	32	12	--

**Jacob Jaacks (8)**

Opponent	Date	Pts	Reb	Ast
Ohio State	2/13/1999	14	15	--
Eastern Illinois	11/21/1999	29	12	--
Ohio	12/4/1999	16	11	--
Northwestern	1/5/2000	12	13	--
Michigan	1/22/2000	10	10	--
Kansas	2/3/2000	16	10	--
at Illinois	2/12/2000	12	13	--
Minnesota	2/27/2000	12	13	--

**Les Jepsen (13)**

Opponent	Date	Pts	Reb	Ast
at North Carolina	1/7/1989	10	10	--
Texas Southern	11/24/1989	15	16	--
Ohio	12/1/1989	24	17	--
UCSB	12/2/1989	16	12	--
North Carolina	12/9/1989	13	10	--
at UNLV	12/23/1989	20	13	--
at UNI	1/3/1990	12	14	--
at Wisconsin	1/11/1990	19	11	--
Indiana	1/18/1990	21	10	--
Michigan	1/20/1990	19	16	--
Illinois	1/29/1990	18	17	--
Wisconsin	2/10/1990	24	14	--
at Northwestern	2/22/1990	19	17	--

**John Johnson (12)**

Opponent	Date	Pts	Reb	Ast
St. Francis (PA)	12/9/1969	29	13	--
Duquesne	12/11/1969	18	13	--
at Cincinnati	12/18/1969	33	13	--
Drake	12/22/1969	21	13	--
at Michigan	1/6/1970	34	10	--
at Wisconsin	1/10/1970	31	12	--
at Illinois	2/17/1970	17	19	--
at Ohio State	2/21/1970	38	13	--
Northwestern	2/24/1970	49	15	--
at Purdue	2/28/1970	26	12	--
Ohio State	3/3/1970	37	11	--
at Northwestern	3/7/1970	32	15	--

**Justin Johnson (1)**

Opponent	Date	Pts	Reb	Ast
Louisiana-Monroe	11/30/2007	26	10	--

**Peter Jok (4)**

Opponent	Date	Pts	Reb	Ast
Seton Hall	11/17/2016	30	11	--
Omaha	12/3/2016	33	10	--
Rutgers	1/8/2017	18	11	--
Illinois	2/18/2017	16	10	--

**Bill Jones (3)**

Opponent	Date	Pts	Reb	Ast
at Wisconsin	1/25/1988	17	10	--
Michigan State	2/6/1988	15	11	--
Wisconsin	3/10/1988	16	12	--

**Jake Kelly (2)**

Opponent	Date	Pts	Reb	Ast
Ohio State	3/3/2009	19	11	--
Penn State	3/7/2009	22	--	11

**Bruce King (43)**

Opponent	Date	Pts	Reb	Ast
at Iowa State	12/12/1974	16	14	--
San Jose State	12/21/1974	19	16	--
vs. Boston College	12/30/1974	21	12	--
Illinois	1/4/1975	18	15	--
Purdue	1/6/1975	12	17	--
Michigan State	1/20/1975	12	11	--
Indiana	2/8/1975	14	21	--
Ohio State	2/10/1975	17	11	--
at Michigan State	2/17/1975	15	10	--
Northwestern	3/3/1975	10	12	--
at Bradley	12/8/1975	15	11	--
at Iowa State	12/12/1975	11	14	--
Drake	12/23/1975	19	17	--
vs. Holy Cross	12/27/1975	22	11	--
vs. USC	12/30/1975	28	12	--
Illinois	1/3/1976	32	12	--
at Minnesota	1/10/1976	20	10	--
at Wisconsin	1/17/1976	16	11	--
at Michigan	1/31/1976	36	11	--
at Purdue	2/2/1976	12	10	--
Minnesota	2/7/1976	16	15	--
Northwestern	2/16/1976	16	11	--
at Ohio State	2/21/1976	18	14	--
Michigan State	3/1/1976	29	15	--
Purdue	3/3/1976	27	13	--
at Illinois	3/6/1976	14	11	--
Kent State	11/29/1976	18	17	--
Bradley	12/6/1976	19	13	--
California	12/10/1976	22	11	--
Iowa State	12/18/1976	23	18	--
at New Mexico	12/29/1976	17	12	--
vs. Pittsburgh	12/30/1976	42	20	--
at Purdue	1/13/1977	21	11	--
Northwestern	1/22/1977	24	13	--
Ohio State	1/27/1977	31	21	--
Wisconsin	2/5/1977	18	18	--
Michigan State	2/7/1977	36	13	--
Minnesota	2/12/1977	18	16	--
at Ohio State	2/14/1977	13	19	--
at Michigan State	2/19/1977	16	13	--
Purdue	2/26/1977	13	14	--
Indiana	2/28/1977	28	15	--
at Northwestern	3/3/1977	28	18	--

**J.R. Koch (1)**

Opponent	Date	Pts	Reb	Ast
vs. Chaminate	11/27/1996	22	11	--



**Steve Krafcisin (8)**

Opponent	Date	Pts	Reb	Ast
at Northwestern	1/4/1979	16	10	--
Ohio State	1/10/1980	10	12	--
at Indiana	1/17/1980	16	10	--
at Michigan State	1/19/1980	15	10	--
Northwestern	1/24/1980	20	10	--
at Purdue	1/31/1980	17	10	--
at Drake	12/13/1980	25	18	--
at Michigan	1/17/1981	13	10	--

**Ryan Kriener (1)**

Opponent	Date	Pts	Reb	Ast
Michigan	2/1/2019	15	10	--

**Kevin Kunnert (48)**

Opponent	Date	Pts	Reb	Ast
at Nebraska	2/5/1970	15	16	--
Iowa State	12/23/1970	13	21	--
at Wisconsin	2/6/1971	11	11	--
Indiana	2/13/1971	16	10	--
at Ohio State	2/23/1971	28	11	--
Wisconsin	2/27/1971	16	14	--
at Indiana	3/6/1971	21	14	--
Michigan	3/9/1971	14	22	--
at Purdue	3/13/1971	19	16	--
Hardin-Simmons	12/1/1971	17	20	--
at UTEP	12/7/1971	16	12	--
at Duquesne	12/9/1971	25	17	--
Nevada	12/13/1971	24	15	--
at Iowa State	12/18/1971	11	12	--
Drake	12/30/1971	24	11	--
Kansas	1/3/1972	26	12	--
at Wisconsin	1/8/1972	17	10	--
at South Carolina	1/22/1972	20	14	--
at Michigan	1/25/1972	11	14	--
Minnesota	1/29/1972	21	16	--
at Ohio State	2/1/1972	23	15	--
Ohio State	2/8/1972	16	18	--
Michigan State	2/12/1972	19	20	--
at Indiana	2/19/1972	34	18	--
at Michigan State	2/26/1972	27	14	--
Purdue	3/4/1972	19	22	--
at Illinois	3/7/1972	24	23	--
Michigan	3/11/1972	12	17	--
Chicago State	12/1/1972	16	16	--
at Kansas	12/9/1972	23	14	--
at Kentucky	12/4/1972	17	12	--
Marquette	12/23/1972	14	15	--
at Drake	12/27/1972	19	23	--
Iowa State	1/2/1973	21	14	--
Minnesota	1/6/1973	26	15	--
at Michigan	1/8/1973	23	11	--
at Illinois	1/13/1973	23	14	--
Michigan State	1/15/1973	22	17	--
at Ohio State	1/20/1973	22	14	--
UNC-Charlotte	1/27/1973	20	15	--
Michigan	1/29/1973	24	17	--
at Michigan State	2/3/1973	16	10	--
at Bradley	2/10/1973	15	14	--
Ohio State	2/12/1973	31	16	--
at Northwestern	2/19/1973	32	16	--
Indiana	3/3/1973	12	20	--
at Minnesota	3/5/1973	23	18	--
Illinois	3/10/1973	19	17	--

**Ronnie Lester (3)**

Opponent	Date	Pts	Reb	Ast
vs. Tennessee	12/20/1977	21	--	11
Minnesota	2/11/1978	12	--	11
Northwestern	2/16/1978	23	--	14

**Brad Lohaus (7)**

Opponent	Date	Pts	Reb	Ast
Illinois Wesleyan	11/26/1983	16	12	--
at Alaska-Anchorage	11/28/1986	15	12	--
at UC-Irvine	12/29/1987	20	10	--
at Illinois	1/14/1987	23	12	--
Ohio State	1/24/1987	13	16	--
Michigan State	2/26/1987	13	12	--
at Northwestern	3/5/1987	12	10	--

**Wade Lookingbill (1)**

Opponent	Date	Pts	Reb	Ast
at Northwestern	2/20/1993	14	11	--

**Al Lorenzen (4)**

Opponent	Date	Pts	Reb	Ast
vs. Tampa	12/27/1985	17	11	--
Minnesota	1/11/1986	14	12	--
vs. Villanova	11/29/1987	11	10	--
Drake	12/1/1987	13	10	--

**Ryan Luehrsmann (1)**

Opponent	Date	Pts	Reb	Ast
Michigan	1/22/2000	14	10	--

**Roy Marble (8)**

Opponent	Date	Pts	Reb	Ast
at Drake	12/3/1985	15	10	--
Minnesota	1/11/1986	16	11	--
Michigan State	1/16/1986	18	11	--
at UC-Irvine	12/29/1986	28	10	--
Dartmouth	1/23/1988	14	10	--
Michigan State	2/6/1988	15	11	--
Northern Iowa	12/6/1988	22	10	--
Michigan	2/9/1989	32	10	--

**Roy Devyn Marble (1)**

Opponent	Date	Pts	Reb	Ast
Wisconsin	2/22/2014	21	--	11

**Eric May (1)**

Opponent	Date	Pts	Reb	Ast
Prairie View A&M	12/5/2009	14	11	--

**William Mayfield (11)**

Opponent	Date	Pts	Reb	Ast
Bradley	12/6/1976	14	10	--
at Kent State	11/28/1977	13	11	--
Denver	12/17/1977	16	11	--
at UNLV	12/21/1977	20	12	--
at Colorado State	12/2/1978	18	11	--
at Drake	12/9/1978	21	19	--
at Illinois Wesleyan	12/16/1978	11	12	--
vs. Stanford	12/30/1978	22	11	--
at Michigan	1/6/1979	16	11	--
Wisconsin	2/10/1979	17	10	--
Northwestern	3/3/1979	11	14	--

**Ben McGilmer (2)**

Opponent	Date	Pts	Reb	Ast
Tennessee Tech	1/24/1970	14	11	--
vs. St. John's	12/26/1969	10	11	--

**James Moses (2)**

Opponent	Date	Pts	Reb	Ast
Colgate	11/30/1990	11	11	--
vs. Texas	3/19/1992	22	16	--

**Isaiah Moss (2)**

Opponent	Date	Pts	Reb	Ast
Nebraska	1/6/2019	12	10	--
Maryland	2/19/2019	12	10	--

**Russ Millard (5)**

Opponent	Date	Pts	Reb	Ast
Cal-Irvine	12/29/1993	12	11	--
Drake	11/28/1995	22	10	--
Texas Southern	12/16/1995	20	10	--
Minnesota	1/6/1996	20	10	--
at Michigan	2/13/1996	18	15	--

**Darryl Moore (4)**

Opponent	Date	Pts	Reb	Ast
at Drake	12/3/1996	12	13	--
UNI	12/9/1997	12	10	--
Iowa State	12/13/1997	10	14	--
at Minnesota	1/18/1998	12	10	--

**Kenyon Murray (2)**

Opponent	Date	Pts	Reb	Ast
at Northwestern	1/26/1994	12	10	--
Long Island	12/17/1994	15	11	--

**Jack Nunge (3)**

Opponent	Date	Pts	Reb	Ast
Oral Roberts	11/15/2019	14	10	--
Iowa State	12/11/2020	17	10	--
at Michigan State	2/13/2021	18	11	--

**Gabriel Olaseni (6)**

Opponent	Date	Pts	Reb	Ast
vs. Xavier	11/28/2013	10	11	--
Fairleigh Dickinson	12/9/2013	14	10	--
at Northwestern	1/25/2014	14	10	--
at Illinois	2/1/2014	15	12	--
North Dakota St.	11/17/2014	14	11	--
Alcorn State	12/9/2014	12	10	--

**Dean Oliver (1)**

Opponent	Date	Pts	Reb	Ast
Chicago State	11/14/1997	10	--	12

**Larry Olsthoorn (2)**

Opponent	Date	Pts	Reb	Ast
Michigan	1/17/1977	20	14	--
at California	12/10/1977	11	10	--

**Larry Parker (1)**

Opponent	Date	Pts	Reb	Ast
at Kansas	12/7/1974	11	13	--

**Michael Payne (18)**

Opponent	Date	Pts	Reb	Ast
Northern Illinois	11/28/1981	13	10	--
vs. Clemson	12/19/1981	10	11	--
Drake	12/30/1981	18	11	--
at Northwestern	1/21/1982	12	10	--
at Michigan	2/20/1982	15	12	--
Minnesota	2/27/1982	12	12	--
at Drake	11/29/1982	14	10	--
Marquette	12/8/1982	12	16	--



Ohio State	1/27/1983	15	12	--
at Michigan	3/10/1983	11	10	--
at Oregon State	12/10/1983	11	11	--
Colorado	12/19/1984	15	10	--
at Iowa State	1/14/1984	18	10	--
George Mason	12/1/1984	16	15	--
Purdue	1/3/1985	16	12	--
at Minnesota	1/12/1985	10	16	--
at Michigan	1/19/1985	12	11	--
Ohio State	2/28/1985	18	12	--

**Cordell Pemsli (1)**

Opponent	Date	Pts	Reb	Ast
Indiana	3/9/2017	14	11	--

**Pierre Pierce (1)**

Opponent	Date	Pts	Reb	Ast
Minnesota	2/28/2004	12	10	--

**Luke Recker (1)**

Opponent	Date	Pts	Reb	Ast
Boston University	11/14/2001	18	10	--

**Jared Reiner (7)**

Opponent	Date	Pts	Reb	Ast
Florida Atlantic	11/24/2002	15	14	--
Tennessee State	11/30/2002	10	14	--
at Ohio State	2/25/2003	16	10	--
at Indiana	3/1/2003	25	17	--
Northwestern	3/8/2003	20	12	--
Valparaiso	3/17/2003	11	10	--
UNC Asheville	11/23/2003	14	11	--

**Guy Rucker (2)**

Opponent	Date	Pts	Reb	Ast
North Texas	11/16/1997	10	11	--
vs. Puerto Rico	12/21/1997	10	10	--

**Jess Settles (18)**

Opponent	Date	Pts	Reb	Ast
Drake	11/30/1993	13	11	--
Dartmouth	12/20/1993	15	10	--
Cal-Irvine	12/29/1993	21	11	--
at Minnesota	3/5/1994	21	11	--
at Wisconsin	3/9/1994	29	14	--
Ohio State	3/12/1994	17	10	--
Ohio	12/3/1994	26	12	--
at Purdue	3/1/1995	13	11	--
Ohio	3/21/1995	11	10	--
Colgate	12/2/1995	10	12	--
at UNI	12/5/1995	20	15	--
Morehead State	12/23/1995	11	17	--
at Colorado	12/28/1995	20	10	--
Indiana	2/11/1996	10	11	--
at Illinois	2/24/1996	17	12	--
vs. George Washington	3/15/1996	21	15	--
vs. Arizona	3/17/1996	13	12	--
Illinois	1/7/1999	11	11	--

**Sean Sondelleiter (1)**

Opponent	Date	Pts	Reb	Ast
at Penn State	2/5/2003	18	11	--

**Greg Stokes (23)**

Opponent	Date	Pts	Reb	Ast
Navy	12/3/1982	16	11	--
Hawai'i	12/4/1982	22	10	--
Michigan State	1/5/1983	12	11	--
Indiana	1/29/1983	23	12	--
Purdue	2/10/1983	18	10	--
at Ohio State	2/19/1983	28	11	--
vs. Villanova	3/25/1983	22	11	--
Baylor	12/2/1983	23	12	--
Oregon State	12/3/1983	16	11	--
at Louisville	12/7/1983	16	14	--
Purdue	2/4/1984	11	11	--
Michigan	3/7/1984	14	13	--
Ark.-Little Rock	11/21/1984	18	10	--
Boston University	12/7/1984	20	10	--
Texas Tech	12/8/1984	22	11	--
Georgia State	12/12/1984	22	13	--
Illinois Wesleyan	12/15/1984	20	12	--
vs. Maryland	12/25/1984	29	10	--
Illinois	1/5/1985	24	11	--
at Michigan State	1/17/1985	27	11	--
at Indiana	1/31/1985	21	10	--
at Ohio State	2/2/1985	20	12	--
Ohio State	2/28/1985	29	11	--

**Chris Street (17)**

Opponent	Date	Pts	Reb	Ast
Chicago State	12/18/1990	11	12	--
Western Illinois	11/26/1991	13	12	--
Louisiana Tech	12/7/1991	14	14	--
at UNI	12/10/1991	16	10	--
at South Florida	12/28/1991	11	13	--
Michigan	1/9/1992	15	11	--
Illinois	1/15/1992	10	11	--
at Northwestern	1/22/1992	13	10	--
at Indiana	2/9/1992	12	16	--
at Illinois	2/23/1992	12	14	--
Mississippi Valley St.	12/1/1992	17	12	--
Iowa State	12/12/1992	12	10	--
vs. Eastern Michigan	12/21/1992	21	16	--
vs. Southern Illinois	12/22/1992	20	10	--
Texas Southern	12/28/1992	13	16	--
C. Connecticut St.	1/2/1993	12	13	--
Minnesota	1/13/1993	14	11	--

**Harold Sullinger (2)**

Opponent	Date	Pts	Reb	Ast
at Duquesne	12/9/1971	16	14	--
Northwestern	1/11/1972	14	15	--

**Cyrus Tate (7)**

Opponent	Date	Pts	Reb	Ast
Purdue	2/21/2007	11	10	--
at Michigan	1/19/2008	21	11	--
Northwestern	2/19/2008	18	11	--
vs. Michigan	3/13/2008	16	11	--
Oakland	11/23/2008	11	13	--
Indiana	1/3/2009	22	11	--
Penn State	3/7/2009	15	10	--

**Ray Thompson (1)**

Opponent	Date	Pts	Reb	Ast
Texas Southern	11/24/1989	26	10	--

**Anthony Tucker (1)**

Opponent	Date	Pts	Reb	Ast
SE Missouri State	11/25/2008	14	10	--

**Dom Uhl (1)**

Opponent	Date	Pts	Reb	Ast
UMKC	12/5/2015	14	10	--

**Jarrod Uthoff (7)**

Opponent	Date	Pts	Reb	Ast
UMES	11/14/2013	11	11	--
Fairleigh Dickinson	12/9/2013	10	10	--
North Florida	12/22/2014	10	12	--
Michigan State	1/8/2015	12	10	--
at Michigan State	1/14/2016	15	10	--
at Illinois	2/7/2016	18	12	--
Minnesota	2/14/2016	25	15	--

**Reggie Vaughn (1)**

Opponent	Date	Pts	Reb	Ast
Minnesota-Duluth	12/30/1972	10	11	--

**Glenn Vidnovic (4)**

Opponent	Date	Pts	Reb	Ast
vs. Notre Dame	3/14/1969	24	11	--
at Ohio State	2/21/1970	20	10	--
Ohio State	3/3/1970	22	14	--
at Northwestern	3/7/1970	25	10	--

**Steve Waite (10)**

Opponent	Date	Pts	Reb	Ast
Drake	12/30/1977	13	11	--
at Ohio State	1/7/1978	13	11	--
at Michigan	2/25/1978	17	16	--
Ohio State	3/2/1978	16	14	--
Kent State	11/25/1978	13	10	--
Wichita State	11/28/1978	15	11	--
at Detroit	12/8/1979	10	15	--
Minnesota	1/26/1980	14	10	--
vs. VCU	3/6/1980	17	10	--
Iowa State	12/20/1980	12	14	--

**Nate Washington (3)**

Opponent	Date	Pts	Reb	Ast
Kentucky	12/14/1973	10	13	--
UW-Green Bay	12/29/1973	12	10	--
Minnesota	2/5/1974	13	13	--

**Jay Webb (2)**

Opponent	Date	Pts	Reb	Ast
Amer.-Puerto Rico	12/20/1992	12	12	--
vs. Eastern Michigan	12/21/1992	18	10	--

**Aaron White (16)**

Opponent	Date	Pts	Reb	Ast
Chicago State	11/11/2011	19	10	--
at Northwestern	2/9/2012	19	10	--
at Penn State	2/16/2012	16	10	--
Dayton	3/13/2012	25	11	--
Gardner-Webb	11/17/2012	13	10	--
at Virginia Tech	11/27/2012	21	10	--
at Nebraska	2/23/2013	15	13	--
Indiana State	3/20/2013	11	13	--
Omaha	11/10/2013	20	15	--
at Iowa State	12/13/2013	25	17	--
Northwestern	1/9/2014	18	10	--
Purdue	3/2/2014	15	10	--
vs. Syracuse	11/21/2014	15	12	--
at Nebraska	2/22/2015	18	11	--
at Penn State	2/28/2015	21	14	--
vs. Penn State	3/12/2015	21	13	--

**Joe Wieskamp (4)**

Opponent	Date	Pts	Reb	Ast
Pittsburgh	11/27/2018	18	11	--
vs. Penn State	1/4/2020	23	10	--
Maryland	1/10/2020	26	11	--
Wisconsin	1/27/2020	12	10	--
Indiana	1/21/2021	16	12	--
Ohio State	2/4/2021	17	10	--
Rutgers	2/10/2021	26	10	--
Penn State	2/21/2021	11	11	--

**James Winters (4)**

Opponent	Date	Pts	Reb	Ast
Drake	11/30/1993	16	11	--
Lehigh	12/3/1993	24	11	--
Duke	12/22/1993	22	10	--
Indiana	1/11/1994	14	10	--

**Adam Woodbury (9)**

Opponent	Date	Pts	Reb	Ast
North Dakota St.	11/17/2014	10	11	--
Ohio State	1/7/2015	13	10	--
vs. Notre Dame	11/27/2015	14	10	--
Florida State	12/2/2015	11	10	--
at Rutgers	1/21/2016	12	11	--
Purdue	1/24/2016	13	10	--
at Maryland	1/28/2016	11	10	--
at Illinois	2/7/2016	10	14	--
at Indiana	2/11/2016	13	15	--

**Andre Woolridge (3)**

Opponent	Date	Pts	Reb	Ast
Illinois	2/1/1995	18	--	10
vs. DePaul	3/15/1995	17	--	10
vs. Virginia	3/13/1997	17	--	10

**Glen Worley (6)**

Opponent	Date	Pts	Reb	Ast
Kansas State	12/22/2001	11	12	--
Michigan	2/23/2002	14	10	--
Penn State	2/15/2003	15	10	--
Indiana	2/19/2003	11	13	--
Wisconsin	2/22/2003	14	14	--
at Ohio State	2/18/2004	12	10	--

**Gerry Wright (6)**

Opponent	Date	Pts	Reb	Ast
Ark.-Little Rock	11/24/1984	23	11	--
Wisconsin	1/26/1985	19	10	--
vs. Ark.-Little Rock	11/25/1985	16	13	--
Michigan	2/14/1985	14	11	--
Northwestern	2/22/1986	11	11	--
at Ohio State	2/26/1986	17	14	--



*Kevin Kunnert is Iowa's all-time leader in double-doubles with 48 (1971-73).*



*Two-time Big Ten Player of the Year and 2021 consensus national player of the year Luka Garza posted 33 career double-doubles, fourth most in program history over the last 50 years.*

**Career 1,000 Points and 500 Rebounds**

Player	Points	Rebounds
1. Luka Garza (2018-21)	2,306	931
2. Roy Marble (1986-89)	2,116	668
3. Aaron White (2012-15)	1,859	901
4. Acie Earl (1990-93)	1,779	811
5. Greg Stokes (1982-85)	1,768	807
6. Jess Settles (1994-97, '99)	1,611	747
7. Don Nelson (1960-62)	1,522	784
8. Greg Brunner (2003-06)	1,516	990
9. Jeff Horner (2003-06)	1,502	563
10. Ed Horton (1986-89)	1,372	876
11. Bruce King (1975-77)	1,361	852
12. Tyler Cook (2017-19)	1,315	619
13. Jarrod Uthoff (2014-16)	1,298	579
14. Joe Wieskamp (2019-21)	1,283	566
15. Kenyon Murray (1993-96)	1,230	566
16. Kevin Boyle (1979-82)	1,189	674
17. Dave Gunther (1957-59)	1,188	690
18. Bill Logan (1954-56)	1,188	553
19. John Johnson (1969-70)	1,172	509
20. Kevin Kunenrt (1971-73)	1,145	914
21. Melsahn Basabe (2011-14)	1,119	752
22. Michael Payne (1982-85)	1,118	857
23. Ryan Bowen (1995-98)	1,090	804
24. Glen Worley (2001-04)	1,060	552
25. Reggie Evans (2001-02)	1,054	794
26. Carl Cain (1954-56)	1,054	501
27. Gerry Jones (1965-67)	1,039	665
28. George Peeples (1964-66)	1,025	654

**1,000 Points and 100 Steals**

Player	Points	Steals
1. Roy Marble (1986-89)	2,116	179
2. Aaron White (2012-15)	1,859	149
3. Acie Earl (1990-93)	1,779	111
4. Greg Stokes (1982-83)	1,768	110
5. B.J. Armstrong (1986-89)	1,705	171
6. Roy Devyn Marble (2011-14)	1,694	176
7. Matt Gatens (2009-12)	1,635	141
8. Jess Settles (1994-97, '99)	1,611	154
9. Adam Haluska (2005-07)	1,578	113
10. Dean Oliver (1998-2001)	1,561	205
11. Andre Woolridge (1995-97)	1,525	123
12. Jeff Horner (2003-06)	1,502	166
13. James Moses (1989-92)	1,343	139
14. Kenyon Murray (1993-96)	1,230	200
15. Val Barnes (1991-93)	1,181	119
16. Bob Hansen (1980-83)	1,145	100
17. Michael Payne (1982-85)	1,118	115
18. Ryan Bowen (1995-98)	1,090	208
19. Mike Gesell (2013-16)	1,072	160
20. Steve Carfino (1981-84)	1,037	178
21. Peter Jok (2014-17)	1,508	102

**1,000 Points and 400 Assists**

Player	Points	Assists
1. B.J. Armstrong (1986-89)	1,705	517
2. Ronnie Lester (1977-80)	1,675	480
3. <b>Jordan Bohannon (2017-21)</b>	<b>1,638</b>	<b>639</b>
4. Dean Oliver (1998-2001)	1,561	561
5. Andre Woolridge (1995-97)	1,525	575
6. Jeff Horner (2003-06)	1,502	612
7. Mike Gesell (2013-16)	1,072	557

**1,000 Points and 100 Blocked Shots**

Player	Points	Blocks
1. Luka Garza (2018-21)	2,306	154
2. Acie Earl (1990-93)	1,779	365
3. Greg Stokes (1982-85)	1,768	228

4. Greg Brunner (2003-06)	1,516	104
5. Jarrod Uthoff (2014-16)	1,298	177
6. Melsahn Basabe (2011-14)	1,119	148
7. Michael Payne (1982-85)	1,118	232
8. Ryan Bowen (1995-98)	1,090	124

**Top Scoring Tandems in a Single Season**

1,279	Roy Marble (675); Ed Horton (604)	1989
1,207	Luka Garza (747); Joe Wieskamp (460)	2021
1,178	John Johnson (699); Chad Calabria (479)	1970
1,175	Luka Garza (740); Joe Wieskamp (435)	2020
1,138	Jarrod Uthoff (624); Peter Jok (514)	2016
1,125	Luke Recker (600); Reggie Evans (525)	2002
1,114	B.J. Armstrong (592); Roy Marble (522)	1988
1,106	Scott Thomson (567); Bruce King (539)	1976
1,098	Adam Haluska (637); Tyler Smith (461)	2007
1,051	Reggie Evans (529); Dean Oliver (522)	2001
1,042	Roy Devyn Marble (554); Aaron White (488)	2013
1,024	Greg Stokes (548); Bob Hansen (476)	1983
1,014	Chris Kingsbury (553); Andre Woolridge (461)	1995
1,011	Acie Earl (542); Val Barnes (469)	1993

**Most 500 Point Scorers in a Season**

1989	Roy Marble (675); Ed Horton (604); B.J. Armstrong (596)
2016	Jarrod Uthoff (624); Peter Jok (514)

**Most 400 Point Scorers in a Season**

1970	4	John Johnson (699); Chad Calabria (479); Glenn Vidnovic (433); Fred Brown (429)
1988	4	B.J. Armstrong (592); Roy Marble (522); Bill Jones (442); Jeff Moe (437)
1989	3	Roy Marble (675); Ed Horton (604); B.J. Armstrong (596)
1976	3	Scott Thompson (567); Bruce King (539); Dan Frost (496)
1995	3	Chris Kingsbury (553); Andre Woolridge (461); Jess Settles (405)
2005	3	Greg Brunner (485); Adam Haluska (467); Jeff Horner (463)
1967	3	Sam Williams (549); Gerry Jones (448); Tom Chapman (402)
1987	3	Roy Marble (520); B.J. Armstrong (434); Kevin Gamble (418)
2006	3	Greg Brunner (481); Adam Haluska (474); Jeff Horner (407)
2018	3	Tyler Cook (506); <b>Jordan Bohannon (445)</b> ; Luka Garza (400)
1996	3	Jess Settles (484); Russ Millard (439); Andre Woolridge (419)
2019	3	Tyler Cook (478); Luka Garza (419); <b>Jordan Bohannon (405)</b>

**Two 500 Point Seasons**

1.	Roy Marble	1986-87 (520), 1987-88 (522), 1988-89 (675)
2.	Acie Earl	1990-91 (520), 1991-92 (586), 1992-93 (542)
3.	Luka Garza	2019-20 (740), 2020-21 (747)
4.	Greg Stokes	1982-83 (548), 1984-85 (638)
5.	B.J. Armstrong	1987-88 (592), 1988-89 (596)
6.	Devyn Marble	2012-13 (554), 2013-14 (550)
7.	Ronnie Lester	1977-78 (536), 1978-79 (524)
8.	Don Nelson	1960-61 (570), 1961-62 (571)
9.	Bruce King	1975-76 (539), 1976-77 (524)
10.	Sam Williams	1966-67 (544), 1967-68 (632)
11.	Reggie Evans	2000-01 (529), 2001-02 (525)

**Three 500 Point Seasons**

1.	Roy Marble	1986-87 (520), 1987-88 (522), 1988-89 (675)
2.	Acie Earl	1990-91 (520), 1991-92 (586), 1992-93 (542)

**Three 400 Point Seasons**

1.	Luka Garza	2017-18 (400), 2018-19 (419), 2019-20 (740), 2020-21 (747)
2.	Roy Marble	1986-87 (520), 1987-88 (522), 1988-89 (675)
3.	Aaron White	2012-13 (488), 2013-14 (424), 2014-15 (558)
4.	Acie Earl	1990-91 (520), 1991-92 (586), 1992-93 (542)
5.	Greg Stokes	1982-83 (548), 1983-84 (417), 1984-85 (638)
6.	B.J. Armstrong	1986-87 (434), 1987-88 (592), 1988-89 (596)
7.	Devyn Marble	2011-12 (402), 2012-13 (554), 2013-14 (550)
8.	Jess Settles	1993-94 (414), 1994-95 (405), 1995-96 (484)
9.	Adam Haluska	2004-05 (467), 2005-06 (474), 2006-07 (637)
10.	Andre Woolridge	1994-95 (461), 1995-96 (419), 1996-97 (645)



**Four 400 Point Seasons**

1. Luka Garza 2017-18 (400), 2018-19 (419), 2019-20 (740), 2020-21 (747)

**Three 200 Rebound Seasons**

1. Aaron White 2012-13 (234), 2013-14 (220), 2014-15 (248)
2. Luka Garza 2017-18 (211), 2019-20 (305), 2020-21 (271)
3. Don Nelson 1959-60 (241), 1960-61 (258), 1961-62 (285)
4. Greg Brunner 2003-04 (239), 2004-05 (275), 2005-06 (314)
5. Bruce King 1974-75 (228), 1975-76 (292), 1976-77 (332)
6. Kevin Kunnert 1970-71 (227), 1971-72 (353), 1972-73 (334)
7. Michael Payne 1981-82 (201), 1982-83 (233), 1984-85 (235)

**Four 100 Assist Seasons**

1. **Jordan Bohannon 2016-17 (175), 2017-18 (178), 2018-19 (118), 2020-21 (135)**
2. Dean Oliver 1997-98 (131), 1998-99 (136), 1999-00 (126), 2000-01 (168)
3. Jeff Horner 2002-03 (140), 2003-04 (123), 2004-05 (180), 2005-06 (169)

**Three 100 Assist Seasons**

1. **Jordan Bohannon 2016-17 (175), 2017-18 (178), 2018-19 (118), 2020-21 (135)**
2. Dean Oliver 1997-98 (131), 1998-99 (136), 1999-00 (126), 2000-01 (168)
3. Jeff Horner 2002-03 (140), 2003-04 (123), 2004-05 (180), 2005-06 (169)
4. B.J. Armstrong 1986-87 (148), 1987-88 (155), 1988-89 (173)
5. Roy Devyn Marble 2011-12 (126), 2012-13 (112), 2013-14 (118)
6. Andre Woolridge 1994-95 (190), 1995-96 (193), 1996-97 (192)
7. Mike Gesell 2013-14 (128), 2014-15 (135), 2015-16 (205)

**Four 40 Steal Seasons**

1. Kenyon Murray 1992-93 (45), 1993-94 (56), 1994-95 (58), 1995-96 (41)

**Three 40 Steal Seasons**

1. Kenyon Murray 1992-93 (45), 1993-94 (56), 1994-95 (58), 1995-96 (41)
2. Dean Oliver 1997-98 (42), 1998-99 (51), 1999-00 (62), 2000-01 (50)
3. B.J. Armstrong 1986-87 (50), 1987-88 (58), 1988-89 (55)
4. Roy Devyn Marble 2011-12 (53), 2012-13 (42), 2013-14 (60)
5. Jess Settles 1993-94 (40), 1994-95 (41), 1995-96 (48)
6. Jeff Horner 2002-03 (40), 2004-05 (47), 2005-06 (41)
7. Mike Gesell 2012-13 (40), 2013-14 (43), 2015-16 (44)

**Four 40 Block Seasons**

1. Acie Earl 1989-90 (50), 1990-91 (106), 1991-92 (121), 1992-93 (62)

**Three 40 Block Seasons**

1. Acie Earl 1981-82 (50), 1982-83 (78), 1983-84 (58), 1984-85 (62)
2. Greg Stokes 1982-83 (78), 1983-84 (58), 1984-85 (62)
3. Erek Hansen 2003-04 (40), 2004-05 (83), 2005-06 (89)

**500 Points and 300 Rebounds in a Season**

Player, Season	Points	Rebounds
1. Luka Garza, 2019-20	740	305
2. Ed Horton, 1988-89	604	350
3. Bruce King, 1976-77	524	332
4. Reggie Evans, 2000-01	529	416
5. Reggie Evans, 2001-02	525	378

**500 Points and 250 Rebounds in a Season**

Player, Season	Points	Rebounds
1. Luka Garza, 2020-21	747	271
2. Luka Garza, 2019-20	740	305
3. Acie Earl, 1992-93	542	286
4. Greg Stokes, 1984-85	638	268
5. Don Nelson, 1960-61	570	258
6. Don Nelson, 1961-62	571	285
7. Ed Horton, 1988-89	604	350
8. Bruce King, 1975-76	539	292
9. Bruce King, 1976-77	524	332
10. Sam Williams, 1967-68	632	273
11. John Johnson, 1969-70	699	253
12. Reggie Evans, 2000-01	529	416
13. Reggie Evans, 2001-02	525	378

**500 Points and 100 Assists in a Season**

Player, Season	Points	Assists
1. B.J. Armstrong, 1987-88	592	155
2. B.J. Armstrong, 1988-89	550	118
3. Roy Devyn Marble, 2012-13	554	112
4. Roy Devyn Marble, 2012-13	550	118
5. Ronnie Lester, 1977-78	536	163
6. Ronnie Lester, 1977-78	524	147
7. Dean Oliver, 2000-01	522	168
8. Andre Woolridge, 1996-97	645	192

**400 Points and 100 Assists in a Season**

Player, Season	Points	Assists
1. B.J. Armstrong, 1986-87	434	148
2. B.J. Armstrong, 1987-88	592	155
3. B.J. Armstrong, 1988-89	550	118
4. Kenny Arnold, 1979-80	444	142
5. <b>Jordan Bohannon, 2017-18</b>	<b>445</b>	<b>178</b>
6. <b>Jordan Bohannon, 2018-19</b>	<b>405</b>	<b>118</b>
7. Jeff Horner, 2004-05	463	180
8. Jeff Horner, 2005-06	407	169
9. Roy Devyn Marble, 2011-12	402	126
10. Roy Devyn Marble, 2012-13	554	112
11. Roy Devyn Marble, 2012-13	550	118
12. Ronnie Lester, 1977-78	536	163
13. Ronnie Lester, 1977-78	524	147
14. Dean Oliver, 1999-2000	408	126
15. Dean Oliver, 2000-01	522	168
16. Andre Woolridge, 1994-95	461	190
17. Andre Woolridge, 1995-96	419	193
18. Andre Woolridge, 1996-97	645	192

**500 Points and 50 Steals in a Season**

Player, Season	Points	Steals
1. Roy Marble, 1987-88	522	59
2. B.J. Armstrong, 1987-88	592	58
3. B.J. Armstrong, 1988-89	596	55
4. Roy Devyn Marble, 2013-14	550	60
5. Dean Oliver, 2000-01	522	50
6. Reggie Evans, 2001-02	525	54

**500 Points and 50 Blocks in a Season**

Player, Season	Points	Blocks
1. Luka Garza, 2020-21	747	50
2. Luka Garza, 2019-20	740	55
3. Acie Earl, 1990-91	520	106
4. Acie Earl, 1991-92	586	121
5. Greg Stokes, 1982-83	548	78
6. Greg Stokes, 1984-85	638	62
7. Jarrod Uthoff, 2015-16	624	86

**Points**

Based on total points

Year	Player	No.	Avg
1939	Ben Stephens	215	13.4
1940	Vic Siegel	189	9.0
1941	Vic Siegel	194	9.7
1942	Tom Chapman	245	12.3
1943	Ben Trickey	229	13.5
1944	Dick Ives	327	18.2
1945	Dick Ives	217	12.1
1946	Dick Ives	187	10.4
1947	Murray Wier	272	15.1
1948	Murray Wier *	399	21.0
1949	Charlie Mason	146	7.8
1950	Frank Calsbeek	333	15.1
1951	Charles Darling	358	16.3
1952	Charles Darling *	561	25.5
1953	Deacon Davis	327	14.9
1954	Bill Logan	315	14.3
1955	Bill Logan	413	15.9
1956	Bill Logan	460	17.7
1957	Dave Gunther	271	12.3
1958	Dave Gunther	435	19.8
1959	Dave Gunther	482	21.9
1960	Don Nelson	380	15.8
1961	Don Nelson	570	23.7
1962	Don Nelson	572	23.8
1963	Dave Roach	289	12.0
1964	Dave Roach	367	15.9
1965	Chris Pervall	507	21.1
1966	Chris Pervall	458	19.1
1967	Sam Williams	544	22.6
1968	Sam Williams	632	25.3
1969	John Johnson	473	19.7
1970	John Johnson *	699	27.9
1971	Fred Brown	662	27.6
1972	Rick Williams	469	19.5
1973	Kevin Kunnert	460	19.2
1974	Candy LaPrince	457	19.0
1975	Bruce King	298	11.5
1976	Scott Thompson	567	19.5
1977	Bruce King	524	21.0
1978	Ronnie Lester	536	19.9
1979	Ronnie Lester	524	18.7
1980	Kenny Arnold	444	13.5
1981	Vince Brookins	411	14.7
1982	Michael Payne	308	11.4
1983	Greg Stokes	548	17.7
1984	Greg Stokes	417	14.9
1985	Greg Stokes	638	19.9
1986	Roy Marble	399	12.5
1987	Roy Marble	520	14.9
1988	B.J. Armstrong	592	17.4
1989	Roy Marble	675	20.5
1990	Les Jepsen	417	14.9
1991	Acie Earl	520	16.3
1992	Acie Earl	586	19.5
1993	Acie Earl	542	16.9
1994	James Winters	414	18.0
	Jess Settles	414	15.3
1995	Chris Kingsbury	553	16.8
1996	Jess Settles	484	15.1
1997	Andre Woolridge *	645	20.2
1998	Ricky Davis	464	15.0
1999	Dean Oliver	357	11.9
2000	Dean Oliver	408	13.6
2001	Reggie Evans	529	15.1
2002	Luke Recker	600	17.1
2003	Chauncey Leslie	490	15.8
2004	Pierre Pierce	468	16.1
2005	Greg Brunner	485	14.7
2006	Greg Brunner	481	14.1
2007	Adam Haluska *	637	20.5
2008	Justin Johnson	378	11.8
2009	Jake Kelly	372	11.6
2010	Matt Gatens	385	12.3
2011	Matt Gatens	366	12.6
2012	Matt Gatens	518	15.2
2013	Roy Devyn Marble	554	15.0
2014	Roy Devyn Marble	560	17.0
2015	Aaron White	558	16.4
2016	Jarrold Uthoff	624	18.9
2017	Peter Jok	636	19.9
2018	Tyler Cook	506	15.3
2019	Tyler Cook	478	14.5
2020	Luka Garza *	740	23.9
2021	Luka Garza *	747	24.1

\* -- Big Ten scoring leader

**Rebounds**

Based on total rebounds

Year	Player	No.	Avg
1951	Charles Darling	387	17.6
1952	not available		
1953	not available		
1954	not available		
1955	Bill Logan	285	11.0
1956	Bill Logan	268	10.3
1957	Dave Gunther	197	8.9
1958	Nolden Gentry	241	10.9
1959	Dave Gunther	243	12.1
1960	Don Nelson	241	10.0
1961	Don Nelson	258	10.8
1962	Don Nelson	285	11.9
1963	Dave Roach	162	6.8
1964	Dave Roach	162	7.0
1965	George Peeples	249	10.4
1966	George Peeples	260	10.8
1967	Gerry Jones	257	10.7
1968	Sam Williams	273	10.9
1969	John Johnson	256	10.7
1970	John Johnson	253	10.1
1971	Kevin Kunnert	227	9.4
1972	Kevin Kunnert	353	14.7
1973	Kevin Kunnert	334	13.9
1974	Neil Fegebank	162	6.8
1975	Bruce King	228	8.8
1976	Bruce King	292	10.1
1977	Bruce King	332	12.3
1978	Clay Hargrave	267	9.9
1979	William Mayfield	236	8.4
1980	Steve Krafcsin	211	6.4
1981	Steve Krafcsin	179	6.4
1982	Michael Payne	201	6.9
1983	Michael Payne	233	7.5
1984	Greg Stokes	193	6.9
1985	Greg Stokes	268	8.4
1986	Gerry Wright	204	6.6
1987	Brad Lohaus	268	7.7
1988	Kent Hill	222	6.5
1989	Ed Horton	350	10.6
1990	Les Jepsen	281	10.0
1991	Acie Earl	213	6.7
1992	Chris Street	247	8.2
1993	Acie Earl	286	8.9
1994	Jess Settles	203	7.5
1995	Jim Bartels	204	6.2
1996	Jess Settles	239	7.5
1997	Ryan Bowen	264	9.1
1998	Ryan Bowen	271	8.7
1999	Jess Settles	133	4.8
2000	Jacob Jaacks	220	7.3
2001	Reggie Evans *	416	11.9
2002	Reggie Evans	378	11.1
2003	Jared Reiner	231	8.3
2004	Greg Brunner	239	8.2
2005	Greg Brunner	275	8.3
2006	Greg Brunner	314	9.2
2007	Tyler Smith	153	4.9
2008	Cyrus Tate	166	5.4
2009	Cyrus Tate	131	5.7
2010	Aaron Fuller	172	6.2
2011	Melsahn Basabe	210	6.8
2012	Aaron White	180	5.7
2013	Aaron White	234	6.2
2014	Aaron White	220	6.7
2015	Aaron White	248	7.3
2016	Adam Woodbury	273	8.3
2017	Nicholas Baer	197	5.8
2018	Tyler Cook	224	6.8
2019	Tyler Cook	252	7.6
2020	Luka Garza	305	9.8
2021	Luka Garza	271	8.7

**Field Goal Percentage**

Minimum of four att./game

Year	Player	FG%	FG-FGA
1947	Noble Jorgensen	.322	46-143
1948	Murray Wier	.354	152-429
1949	Franklin Calsbeek	.333	40-120
1950	Franklin Calsbeek	.341	127-372
1951	Charles Darling	.372	139-376
1952	Charles Darling	.417	204-489
1953	Chuck Jarnagin	.319	68-219
1954	Carl Cain	.427	106-248

1955	McKinley Davis	.479	92-192
1956	Bill Logan	.440	175-420
1957	Jim McConnell	.393	79-201
1958	Dave Gunther	.448	169-377
1959	Dave Gunther	.426	169-393
1960	Mike Heitman	.458	104-227
1961	Don Nelson	.522	197-377
1962	Don Nelson	.554	193-348
1963	Dave Roach	.455	117-257
1964	Dave Roach	.397	145-397
1965	George Peeples	.511	156-305
1966	George Peeples	.515	171-332
1967	Tom Chapman	.526	146-274
1968	Sam Williams	.461	219-475
1969	Ben McGilmer	.529	109-206
1970	John Johnson	.569	289-508
1971	Fred Brown	.501	268-535
1972	Kevin Kunnert	.516	180-349
1973	Kevin Kunnert	.545	198-363
1974	Neil Fegebank	.495	148-299
1975	Fred Haberecht	.469	97-209
1976	Dan Frost	.538	203-337
1977	Bruce King	.473	198-419
1978	Clay Hargrave	.520	117-225
1979	William Mayfield	.493	148-300
1980	Steve Krafcsin	.536	155-289
1981	Steve Krafcsin	.549	124-226
1982	Steve Carfino	.562	100-178
1983	Greg Stokes	.543	219-403
1984	Greg Stokes	.574	163-284
1985	Greg Stokes	.547	262-479
1986	Gerry Wright	.592	138-233
1987	Roy Marble	.557	199-357
1988	Kent Hill	.607	91-150
1989	Ray Thompson	.597	148-248
1990	Les Jepsen	.622	155-249
1991	Rodell Davis	.592	109-184
1992	Chris Street	.564	114-202
1993	Acie Earl	.505	203-402
1994	Jess Settles	.574	156-272
1995	Jim Bartels	.504	128-254
1996	Russ Millard	.609	151-248
1997	Ryan Bowen	.553	120-217
1998	Ryan Bowen	.603	164-272
1999	Joey Range	.525	85-162
2000	Jacob Jaacks	.468	123-263
2001	Duez Henderson	.514	75-146
2002	Reggie Evans	.496	169-341
2003	Jared Reiner	.541	92-170
2004	Greg Brunner	.549	123-224
2005	Greg Brunner	.512	175-342
2006	Erek Hansen	.581	93-160
2007	Seth Gorney	.575	77-134
2008	Cyrus Tate	.667	86-129
2009	Jeff Peterson	.450	81-180
2010	Jarryd Cole	.566	103-182
2011	Melsahn Basabe	.572	131-229
2012	Melsahn Basabe	.524	109-208
2013	Adam Woodbury	.488	81-166
2014	Aaron White	.584	143-245
2015	Aaron White	.521	171-328
2016	Adam Woodbury	.550	94-171
2017	Cordell Pems	.617	116-188
2018	Tyler Cook	.566	192-339
2019	Ryan Kriener	.539	76-141
2020	Ryan Kriener	.544	92-169
2021	Luka Garza	.553	281-508

**3-Pt. Field Goal Percentage**

Minimum of one 3-pt. FGA per game

Year	Player	FG%	FG-FGA
1983	Steve Carfino	.454	30-66
1987	B.J. Armstrong	.519	28-54
1988	B.J. Armstrong	.453	62-137
1989	B.J. Armstrong	.397	46-116
1990	Troy Skinner	.267	16-60
1991	Troy Skinner	.472	42-89
1992	Troy Skinner	.360	18-50
1993	Wade Lookingbill	.377	20-53
1994	Jim Bartels	.374	49-131
1995	Jim Bartels	.413	59-143
1996	Jess Settles	.348	40-115
1997	Kent McCausland	.522	70-134
1998	J.R. Koch	.471	16-34
1999	Kent McCausland	.421	59-140
2000	Rob Griffin	.401	57-142



2001	Luke Recker	.431	47-109
2002	Ryan Hogan	.471	33-70
2003	Brody Boyd	.309	55-178
2004	Jeff Horner	.425	65-153
2005	Jeff Horner	.408	86-211
2006	Jeff Horner	.348	70-201
2007	Justin Johnson	.455	45-99
2008	Jake Kelly	.408	30-69
2009	Matt Gatens	.403	52-129
2010	Devan Bawinkel	.381	32-84
2011	Matt Gatens	.331	54-163
2012	Zach McCabe	.449	22-49
2013	Roy Devyn Marble	.327	49-150
2014	Jarro Uthoff	.425	17-40
2015	Anthony Clemmons	.373	22-59
2016	Dom Uhl	.450	27-60
2017	Brady Ellingson	.471	32-68
2018	Jordan Bohannon	.430	96-223
2019	Joe Wieskamp	.424	59-139
2020	CJ Fredrick	.461	47-102
2021	CJ Fredrick	.474	36-76

## Free Throw Percentage

Minimum of two att./game

Year	Player	FT%	FT-FTA
1939	Ben Stephens	.707	75-106
1940	Dick Evans	.758	25-33
1941	Vic Siegel	.750	60-80
1942	Tom Chapman	.726	69-95
1943	Tom Chapman	.766	46-60
1944	Dick Ives	.602	41-68
1945	Clayton Wilkinson	.632	43-68
1946	Murray Wier	.629	39-62
1947	Murray Wier	.667	62-93
1948	Leonard Metcalfe	.750	27-36
1949	Al Weiss	.637	37-58
1950	Bob Vollers	.633	33-57
1951	Charles Darling	.667	80-120
1952	Charles Darling	.702	153-218
1953	Herb Thompson	.666	78-117
1954	Bill Logan	.659	83-126
1955	Bill Seaberg	.788	82-104
1956	Bill Seaberg	.780	110-141
1957	Dave Gunther	.685	87-127
1958	Dave Gunther	.688	97-141
1959	Dave Gunther	.737	112-152
1960	Mike Heitman	.837	41-49
1961	Don Nelson	.656	176-268
1962	Don Nelson	.704	186-264
1963	Jimmy Rodgers	.800	92-115
1964	Jimmy Rodgers	.829	87-105
1965	Jimmy Rodgers	.845	93-110
1966	Chris Pervall	.751	130-173
1967	Tom Chapman	.870	114-131
1968	Sam Williams	.732	194-265
1969	Glenn Vidnovic	.862	163-189
1970	Glenn Vidnovic	.875	133-152
1971	Fred Brown	.829	126-152
1972	Rick Williams	.863	113-131
1973	Rick Williams	.851	63-74
1974	John Hairston	.702	40-57
1975	Larry Moore	.794	50-63
1976	Cal Wulfsberg	.818	63-77
1977	Dick Peth	.819	86-105
1978	Ronnie Lester	.746	132-177
1979	Ronnie Lester	.845	136-161
1980	Ronnie Lester	.800	80-100
1981	Vince Brookins	.798	75-94
1982	Kenny Arnold	.784	91-116
1983	Bob Hansen	.760	98-129
1984	Steve Carfino	.757	56-74
1985	Jeff Moe	.778	49-63
1986	Bill Jones	.802	65-81
1987	B.J. Armstrong	.794	100-126
1988	B.J. Armstrong	.849	124-146
1989	B.J. Armstrong	.833	160-192
1990	Troy Skinner	.841	53-63
1991	Troy Skinner	.845	98-116
1992	Val Barnes	.862	81-94
1993	Wade Lookingbill	.828	72-87
1994	Chris Kingsbury	.821	46-56
1995	Chris Kingsbury	.803	98-122
1996	Russ Millard	.799	115-144
1997	Andre Woolridge	.749	155-207
1998	Dean Oliver	.762	96-126
1999	Jess Settles	.783	54-69

2000	Kyle Galloway	.841	69-82
2001	Luke Recker	.856	77-90
2002	Luke Recker	.885	108-122
2003	Chauncey Leslie	.781	107-137
2004	Jeff Horner	.860	98-114
2005	Adam Haluska	.808	105-130
2006	Adam Haluska	.848	112-132
2007	Adam Haluska	.870	167-192
2008	Jeff Peterson	.733	44-60
2009	Matt Gatens	.904	75-83
2010	Matt Gatens	.832	84-101
2011	Matt Gatens	.874	76-87
2012	Matt Gatens	.854	111-130
2013	Roy Devyn Marble	.810	153-189
2014	Aaron White	.807	130-161
2015	Aaron White	.819	195-238
2016	Peter Jok	.852	92-108
2017	Peter Jok	.911	154-169
2018	Jordan Bohannon	.904	75-83
2019	Jordan Bohannon	.872	102-117
2020	Joe Wieskamp	.856	95-111
2021	Luka Garza	.709	141-199

## Blocked Shots

(Based on total blocks)

Year	Player	No.	Avg
1980	Steve Krafcisin	23	0.6
1981	Steve Waite	16	0.6
1982	Greg Stokes	30	1.0
1983	Greg Stokes	79	2.5
1984	Greg Stokes	58	2.1
1985	Greg Stokes	62	1.9
1986	Gerry Wright	33	1.1
1987	Brad Lohaus	37	1.1
1988	Kent Hill	11	0.3
1989	Les Jepsen	28	0.9
1990	Acie Earl	50	2.3
1991	Acie Earl	106	3.3
1992	Acie Earl *	121	4.0
1993	Acie Earl	88	2.8
1994	James Winters	26	1.1
1995	Ryan Bowen	34	1.0
1996	Russ Millard	25	0.8
1997	Guy Rucker	39	1.2
1998	Ryan Bowen	41	1.3
1999	J.R. Koch	32	1.1
2000	Jacob Jaacks	13	0.4
2001	Reggie Evans	21	0.6
2002	Glen Worley	31	0.9
2003	Jared Reiner	34	1.2
	Glen Worley	34	1.1
2004	Erek Hansen	40	1.8
2005	Erek Hansen	83	2.6
2006	Erek Hansen	89	2.6
2007	Kurt Looby	53	1.7
2008	Kurt Looby	43	1.3
2009	Cyrus Tate	13	0.6
2010	Eric May	26	0.8
2011	Melsahn Basabe	41	1.3
2012	Melsahn Basabe	36	1.0
2013	Melsahn Basabe	45	1.2
2014	Gabriel Olaseni	43	1.3
2015	Jarro Uthoff	56	1.6
2016	Jarro Uthoff	86	2.6
2017	Nicholas Baer	48	1.4
2018	Luka Garza	32	0.9
2019	Nicholas Baer	36	1.0
2020	Luka Garza	55	1.8
2021	Luka Garza	50	1.6

## Steals (Based on total steals)

Year	Player	No.	Avg
1980	Kevin Boyle	58	1.7
1981	Kevin Boyle	38	1.4
1982	Steve Carfino	44	1.5
1983	Steve Carfino	54	1.7
1984	Steve Carfino	66	2.3
1985	Greg Stokes	48	1.5
1986	Andre Banks	66	2.1
1987	B.J. Armstrong	50	1.4
1988	Bill Jones	72	2.1
1989	B.J. Armstrong	59	1.8
1990	James Moses	43	1.5
1991	Kevin Smith	41	1.3
1992	James Moses	47	1.6

1993	Kenyon Murray	45	1.4
1994	Kenyon Murray	56	2.1
1995	Jim Bartels	70	2.1
1996	Mon'ter Glasper	50	1.6
1997	Ryan Bowen	55	1.9
1998	Ryan Bowen *	79	2.5
1999	Dean Oliver	51	1.7
2000	Dean Oliver	62	2.1
2001	Dean Oliver	50	1.4
2002	Luke Recker	56	1.6
2003	Chauncey Leslie	45	1.5
2004	Brody Boyd	68	2.3
2005	Jeff Horner	47	1.4
2006	Jeff Horner	41	1.4
2007	Tyler Smith	45	1.5
2008	Tony Freeman	22	1.0
2009	Jake Kelly	33	1.0
2010	Eric May	34	1.1
2011	Matt Gatens	38	1.3
2012	Roy Devyn Marble	53	1.5
2013	Mike Gesell	40	1.2
2014	Roy Devyn Marble	60	1.8
2015	Aaron White	45	1.3
2016	Mike Gesell	44	1.3
2017	Nicholas Baer	43	1.3
2018	Nicholas Baer	27	1.0
2019	Nicholas Baer	34	1.0
2020	Joe Toussaint	36	1.2
2021	Joe Wieskamp	29	0.9

## Assists (Based on total assists)

Year	Player	No.	Avg
1975	Larry Moore	70	2.7
1976	Cal Wulfsberg	191	9.0
1977	Cal Wulfsberg	110	4.1
1978	Ronnie Lester	163	6.1
1979	Ronnie Lester	147	5.3
1980	Kenny Arnold	142	4.3
1981	Kenny Arnold	110	3.9
1982	Kevin Boyle	101	3.5
1983	Steve Carfino	134	4.3
1984	Andre Banks	83	3.3
1985	Andre Banks	104	3.5
1986	Andre Banks	119	3.7
1987	B.J. Armstrong	148	4.2
1988	B.J. Armstrong	155	4.6
1989	B.J. Armstrong	173	5.4
1990	Troy Skinner	107	3.8
1991	Troy Skinner	109	3.4
1992	Kevin Smith	110	4.8
1993	Kevin Smith	110	3.9
1994	Mon'ter Glasper	140	5.2
1995	Andre Woolridge	190	5.8
1996	Andre Woolridge	193	6.0
1997	Andre Woolridge	192	6.0
1998	Dean Oliver	131	4.2
1999	Dean Oliver	136	4.5
2000	Dean Oliver	126	4.2
2001	Dean Oliver	168	4.8
2002	Pierre Pierce	114	3.2
2003	Jeff Horner	140	4.5
2004	Jeff Horner	123	4.2
2005	Jeff Horner	180	5.5
2006	Jeff Horner	169	5.6
2007	Tony Freeman	116	3.7
2008	Jeff Peterson	92	3.1
2009	Jeff Peterson	106	4.2
2010	Cully Payne	122	3.8
2011	Bryce Cartwright	182	5.9
2012	Bryce Cartwright	154	4.8
2013	Roy Devyn Marble	112	3.0
2014	Mike Gesell	128	3.9
2015	Mike Gesell	135	4.0
2016	Mike Gesell	205	6.2
2017	Jordan Bohannon	175	5.1
2018	Jordan Bohannon	178	5.4
2019	Jordan Bohannon	118	3.4
2020	Connor McCaffery	124	4.0
2021	Jordan Bohannon	135	4.4

Note: Players listed in boldface are current players.

**Largest Iowa Basketball Crowds**

Crowd	Date	Opponent	Site	Result
&28,114	March 16, 1991	Duke	Metrodome, Minneapolis, MN	Duke, 85-70
&27,444	March 14, 1986	N.C. State	Metrodome, Minneapolis, MN	N.C. State, 66-64
&27,284	March 17, 2005	Cincinnati	RCA Dome, Indianapolis, IN	Cincinnati, 76-64
&25,759	March 14, 1991	East Tennessee State	Metrodome, Minneapolis, MN	Iowa, 76-73
#23,697	March 12, 2005	Wisconsin	United Center, Chicago, IL	Wisconsin, 59-56
#23,418	March 10, 2001	Penn State	United Center, Chicago, IL	Iowa, 94-74
&23,229	March 25, 1988	Arizona	Kingdome, Seattle, WA	Arizona, 99-79
&23,229	March 22, 1987	UNLV	Kingdome, Seattle, WA	UNLV, 84-81
&22,914	March 20, 1987	Oklahoma	Kingdome, Seattle, WA	Iowa, 93-91
*22,797	Jan. 3, 1990	UNI	UNI-Dome, Cedar Falls, IA	UNI, 77-74
*22,508	Nov. 27, 1982	BYU	Marriott Activities Center, Provo, UT	Iowa, 91-80
#22,081	March 11, 2001	Indiana	United Center, Chicago, IL	Iowa, 63-61
#21,739	March 9, 2001	Ohio State	United Center, Chicago, IL	Iowa, 75-66
#21,711	March 6, 1998	Michigan	United Center, Chicago, IL	Michigan, 77-66
#21,517	March 11, 2005	Michigan State	United Center, Chicago, IL	Iowa, 71-69
*21,175	Jan. 7, 1989	North Carolina	Smith Center, Chapel Hill, NC	Iowa, 98-97
*20,844	Dec. 3, 2019	Syracuse	Carrier Dome, Syracuse, NY	Iowa, 68-54
#20,003	March 8, 2001	Northwestern	United Center, Chicago, IL	Iowa, 72-55
#19,627	March 10, 2000	Michigan State	United Center, Chicago, IL	Michigan State, 75-65
&19,641	March 22, 2019	Cincinnati	Nationwide Arena, Columbus, OH	Iowa, 79-72
&19,610	March 24, 2019	Tennessee	Nationwide Arena, Columbus, OH	Tennessee, 83-77 (OT)
*19,548	Nov. 12, 1999	Stanford	Madison Square Garden, New York, NY	Stanford, 72-58
*19,548	Nov. 11, 1999	Connecticut	Madison Square Garden, New York, NY	Iowa, 70-68
#19,269	March 5, 1999	Wisconsin	United Center, Chicago, IL	Wisconsin, 77-64
*19,213	Nov. 29, 2003	Louisville	Conseco Fieldhouse, Indianapolis, IN	Iowa, 70-69 (OT)
*19,200	Jan. 5, 2002	Ohio State	Schottenstein Center, Columbus, OH	OSU, 72-62
*19,100	Feb. 9, 2000	Ohio State	Schottenstein Center, Columbus, OH	Iowa, 67-64
#19,066	March 10, 2005	Purdue	United Center, Chicago, IL	Iowa, 71-52
*19,042	Dec. 10, 1991	UNI	UNI-Dome, Cedar Falls, IA	Iowa, 108-85

\* -- Regular season game

# -- Big Ten Tournament

&amp; -- NCAA Tournament

**BEST ATTENDANCE YEARS****All Games**

Year	Games	Attendance	Avg.	National Ranking
1990	28	428,799	15,314	19th
2014	33	504,108	15,276	---
2000	30	452,141	15,071	17th
2002	35	526,451	15,041	5th
1992	30	434,226	14,474	13th
2001	35	499,990	14,285	9th
1999	30	426,044	14,201	19th
1984	28	393,344	14,048	13th
2015	34	475,998	14,000	---
1991	32	446,586	13,956	10th
1994	27	374,614	13,875	---
1983	31	422,438	13,627	7th
1996	32	431,697	13,491	17th
1988	34	457,970	13,470	11th
1989	33	444,354	13,465	16th
2019	35	470,893	13,454	TBA
1995	33	441,931	13,392	9th
1985	32	425,347	13,292	8th
1987	35	459,827	13,138	8th
2004	29	380,509	13,121	---
1993	32	412,067	12,877	14th
1980	33	421,007	12,758	8th
2006	34	432,602	12,724	---
2003	31	393,417	12,691	---
2013	38	478,871	12,602	---
1982	29	363,355	12,529	11th
1997	32	399,114	12,472	---
1981	28	348,970	12,463	23rd
2012	33	410,659	12,444	---
1998	31	385,704	12,442	---
2020	31	384,159	12,392	---
2012	35	432,496	12,357	---
1986	32	392,260	12,258	15th
2005	33	401,804	12,176	---
2017	34	405,278	11,919	---
2007	31	362,462	11,692	---
2011	31	343,977	11,096	---
2018	33	363,907	11,027	---
2008	32	347,626	10,863	---
2010	32	347,370	10,855	---

**Home Games**

Year	Games	Attendance	Avg.	National Ranking
1989	17	263,500	15,500	9th
2001	16	248,000	15,500	12th
1990	16	248,000	15,500	12th
1988	16	248,000	15,500	10th
1984	14	216,300	15,450	8th
1996	15	231,244	15,416	11th
1992	15	230,143	15,343	13th
1994	15	229,676	15,312	9th
1993	16	243,446	15,215	10th
2002	17	258,511	15,207	12th
1995	18	273,540	15,197	12th
2000	13	197,030	15,156	13th
1985	18	286,131	15,060	8th
1991	17	252,856	14,874	13th
1983	14	207,444	14,817	8th
1986	13	192,068	14,774	9th
1987	15	218,892	14,593	12th
2014	17	254,588	14,976	17th
1997	16	233,368	14,586	10th
1999	15	212,595	14,173	17th
2015	18	253,817	14,101	20th
1998	16	223,404	13,963	14th
2016	15	207,528	13,835	19th
2013	20	272,496	13,625	21st
1970	12	160,791	13,399	4th
1980	13	173,745	13,365	11th
1982	13	173,745	13,365	12th
1981	14	185,876	13,276	13th
2003	18	238,233	13,235	20th
2004	14	181,680	12,977	23rd
2017	20	250,959	12,547	23rd
2019	18	231,650	12,869	23rd
2020	16	197,713	12,357	27th
2007	16	195,139	12,196	26th
2018	15	180,391	12,026	28th
2006	17	204,102	12,006	25th
2005	16	190,413	11,901	22nd
2012	19	238,170	11,908	31st
2011	16	186,157	11,635	---

**Note:** Iowa home games moved from Iowa Fieldhouse (13,365) to Carver-Hawkeye Arena (15,500) for the final 10 home games in 1983. Due to Carver-Hawkeye Arena renovations, the capacity dropped from 15,500 to 15,400 in 2012 and 15,400 to 15,056 in 2019. Due to COVID-19 pandemic, no attendance rankings kept for 2021.

**Biggest Margins of Victory**

Year	Score	Opponent	Margin
1945	101-23	Western Illinois	78
1944	103-31	Chicago	72
1946	91-26	South Dakota	65
2013	103-41	Abilene Christian	62
1946	87-25	Augustana	62
1902	66-4	Wilton	62
2010	111-50	SIUE	61
1966	111-50	Pepperdine	61
1903	68-7	Wilton	61
1985	99-39	Illinois Wesleyan	60
1998	96-37	Puerto Rico-Mayaguez	59
1906	70-12	Coe	58
1907	73-16	UNI	57
1973	101-44	Chicago State	57
1992	101-45	UMES	56
1993	85-29	UTRGV	56
1993	101-47	at American-Puerto Rico	54
2020	106-53	Northern Illinois	53
1986	101-48	Wisconsin	53
1949	78-26	Ithaca	52
1996	93-41	Western Illinois	52
1908	63-12	Cedar Rapids (YMCA)	51
1970	111-60	at Hawai'i	51
1945	87-37	South Dakota State	50
1916	55-6	Iowa Wesleyan	49
1985	89-40	Georgia State	49
1998	112-64	North Texas	48
1944	82-34	Western Illinois	48
1987	95-47	Delaware	48
1980	113-66	Colorado State	47
1995	126-79	Morgan State	47
2018	110-64	Savannah State	46
2013	109-63	UMES	46
1993	104-58	Central Connecticut State	46
1996	104-58	East Tennessee State	46
1998	105-60	Chicago State	45
1906	65-20	at Coe	45
1906	70-25	at UNI	45
1992	121-76	Centenary	45
2012	90-46	South Carolina State	44
2013	82-39	UNC Wilmington	43
2011	96-53	Chicago State	43
1944	63-20	Denver	43
1965	111-68	Michigan State	43
1980	86-43	Northern Illinois	43
1981	98-55	Detroit	43
1985	89-46	Morehead State	43
1996	110-67	Texas Southern	43
2019	93-51	Kennesaw State	42
2007	101-59	Georgia State	42
2002	101-59	Drake	42
1906	51-9	UNI	42
1962	88-46	Nevada	42
1978	107-65	Denver	42
2020	99-58	Western Illinois	41
2011	105-64	Central Arkansas	41
1905	50-9	Coe	41
1933	52-11	at Drake	41
1947	73-32	South Dakota State	41
1961	105-64	Arizona	41
1965	106-55	North Dakota	41
1981	112-71	Nevada-Reno	41
1909	49-9	UNI	40
1979	95-55	Illinois Wesleyan	40
1985	105-65	Wisconsin	40
1991	104-64	at Chaminade	40
1997	67-37	at Chaminade	40

**Biggest Margins of Defeat**

Year	Score	Opponent	Margin
1975	49-102	at Indiana	53
1990	71-118	at Indiana	47
1974	67-105	at Kansas State	38
1975	60-97	at Oregon State	37
1902	10-47	at Minnesota	37
2020	68-104	at Purdue	36
2017	89-54	at Northwestern	35
2010	53-88	at Minnesota	35
1975	54-89	at Kansas	35
1975	72-107	at Purdue	35
1974	54-89	at Indiana	35
1972	72-106	at UCLA	34
1914	13-47	at Chicago	34
2016	74-41	vs. Virginia	33
1990	85-118	at Illinois	33
2007	49-81	at Michigan State	32
1943	34-66	at Illinois	32
2015	50-82	at Wisconsin	32
2008	48-79	at Ohio State	31
1995	79-110	at Indiana	31
1990	96-127	at Michigan	31
1949	49-80	at Illinois	31
1905	17-48	at Minnesota	31

**Iowa Streaks**

<b>All-game Wins:</b>	18, 1986-87
<b>All-game Home Wins:</b>	24, 1946-47 to 1948-49
<b>All games, in CHA:</b>	21, 2004-05 to 2006-07
<b>Most Home Wins, Season:</b>	17 (17-0), 2005-06
<b>All-game Road Wins:</b>	8, 1955-56 season; 1969-70 season
<b>Non-conference Wins:</b>	33, 1944-45 to 1949-50
<b>Non-conf. Home Wins:</b>	77, 1942-43 to 1958-59
<b>Non-conf. Away Wins:</b>	9, 1979-80
<b>Big Ten Wins:</b>	14, 1969-70 season
<b>Big Ten Home Wins:</b>	14, 1980-81 to 1981-82
<b>Big Ten Wins, CHA:</b>	12, 2004-05 to 2006-07
<b>Big Ten Away Wins:</b>	7, 1955-56 season; 1969-70 season
<b>Season-opener Wins:</b>	31, 1978-79 to 2008-09
<b>Home-opener Wins:</b>	45, 1963-64 to 2008-09
<b>Away-opener Wins:</b>	8, 1930-31 to 1937-38
<b>All-game Losses:</b>	8, 1929-30 to 1930-31; 1973-74 season
<b>All-game Home Losses:</b>	6, 1929-30 to 1930-31
<b>All-game Away Losses:</b>	18, 2008-09 to 2009-10
<b>Non-conference Losses:</b>	8, 1929-30 to 1930-31
<b>Non-conf. Home Losses:</b>	5, 1929-30 to 1939-31
<b>Non-conf. Away Losses:</b>	6, 2007-08 to 2010-11
<b>Big Ten Losses:</b>	10, 1910-11 to 1912-13
<b>Big Ten Home Losses:</b>	5, 1910-11 to 1912-13
<b>Big Ten Away Losses:</b>	13, 1928-29 to 1931-32
<b>Season-opener Losses:</b>	2, 1930-31 to 1931-32, 1969-70 to 1970-71, 2009-10 to 2010-11
<b>Home-opener Losses:</b>	2, 1930-31 to 1931-32, 2009-10 to 2010-11
<b>Away-opener Losses:</b>	5, 1967-68 to 1971-72

**Iowa's Longest Winning Streaks**

Wins	Year	Overall	Final Record	Big Ten
18	1986-87	30-5		14-4
17	1955-56	20-6		13-1
16	1969-70	20-5		14-0
12	1951-52	19-3		11-3
12	1943-44	14-4		9-3
11	1998-99	20-10		9-7
11	1992-93	23-9		11-7
11	1922-23	13-2		11-1



- 27 NCAA Tournament appearances
- 31-29 all-time NCAA Tournament record

**Final Four (3x)**

1980, 1956, 1955

**Elite Eight (4x)**

1987, 1980, 1956, 1955

**Sweet 16 (8x)**

1999, 1988, 1987, 1983, 1980, 1970, 1956, 1955

**Second Round (13x since 64/68-team format began in 1985)**

2021, 2019, 2016, 2015, 2001, 1999, 1997, 1996, 1993, 1992, 1991, 1989, 1988, 1987

**1955, Mideast Region, Evanston, IL**

Penn State	W	82-53
Marquette	W	86-81

**Final Four, Kansas City, MO**

LaSalle	L	73-76
Colorado	L	54-75

**1956, Mideast Region, Iowa City, IA**

Morehead State	W	97-83
Kentucky	W	89-77

**Final Four, Evanston, IL**

Temple	W	83-76
San Francisco	L	71-83

**1970, Mideast Region, Columbus, OH**

Jacksonville	L	103-104
Notre Dame	W	121-106

**1979, Mideast Region, Bloomington, IN (#4 Seed)**

Toledo	L	72-74
--------	---	-------

**1980, East Region, Greensboro, NC (#5 Seed)**

VCU	W	86-72
N.C. State	W	77-64

**Philadelphia, PA**

Syracuse	W	88-77
Georgetown	W	81-80

**Final Four, Indianapolis, IN**

Louisville	L	72-80
Purdue	L	58-75

**1981, Midwest Region, Wichita, KS (#3 Seed)**

Wichita State	L	56-60
---------------	---	-------

**1982, West Region, Pullman, WA (#6 Seed)**

Northeast Louisiana	W	70-63
Idaho	L	67-69 (OT)

**1983, Midwest Region, Louisville, KY (#7 Seed)**

Utah State	W	64-59
Missouri	W	77-63

**Kansas City, MO**

Villanova	L	54-55
-----------	---	-------

**1985, West Region, Salt Lake City, UT (#8 Seed)**

Arkansas	L	54-63
----------	---	-------

**1986, Midwest Region, Minneapolis, MN (#11 Seed)**

NC State	L	64-66
----------	---	-------

**1987, West Region, Tucson, AZ (#2 Seed)**

Santa Clara	W	99-76
Texas-El Paso	W	84-82

**Seattle, WA**

Oklahoma	W	93-91
UNLV	L	81-84

**1988, West Region, Los Angeles, CA (#5 Seed)**

Florida State	W	102-98
Nevada-Las Vegas	W	104-86

**Seattle, WA**

Arizona	L	79-99
---------	---	-------

**1989, East Region, Providence, RI (#4 Seed)**

Rutgers	W	87-83
North Carolina State	L	96-102 (2 OT)

**1991, Midwest Region, Minneapolis, MN (#7 Seed)**

East Tennessee State	W	76-73
Duke	L	70-85

**1992, East Region, Greensboro, NC (#9 Seed)**

Texas	W	98-92
Duke	L	62-75

**1993, Southeast Region, Nashville, TN (#4 Seed)**

Northeast Louisiana	W	82-69
Wake Forest	L	78-84

**1996, West Region, Tempe, AZ (#6 Seed)**

George Washington	W	81-79
Arizona	L	73-87

**1997, West Region, Salt Lake City, UT (#8 Seed)**

Virginia	W	73-60
Kentucky	L	69-75

**1999, West Region, Denver, CO (#5 Seed)**

UAB	W	77-64
Arkansas	W	82-72

**Phoenix, AZ**

Connecticut	L	68-78
-------------	---	-------

**2001, East Region, Long Island, NY (#7 Seed)**

Creighton	W	69-56
Kentucky	L	79-92

**2005, Austin Region, Indianapolis, IN (#10 seed)**

Cincinnati	L	64-76
------------	---	-------

**2006, Atlanta Region, Auburn Hills, MI (#3 seed)**

Northwestern State	L	63-64
--------------------	---	-------

**2014, Midwest Region, Dayton, OH (#11 seed)**

Tennessee	L	65-78 (OT)
-----------	---	------------

**2015, South Region, Seattle, WA (#7 seed)**

Davidson	W	83-52
Gonzaga	L	68-87

**2016, South Region, Brooklyn, NY (#7 seed)**

Temple	W	72-70 (OT)
Villanova	L	68-87

**2019, South Region, Columbus, OH (#10 seed)**

Cincinnati	W	79-72
Tennessee	L	77-83 (OT)

**2020 NCAA Tournament canceled due to COVID-19 global pandemic****2021, West Region, Indianapolis, IN (#2 seed)**

Grand Canyon	W	86-74
Oregon	L	80-95



## Points Per Game

1.	18.1	Dick Ives, 1943-44
2.	15.3	Jess Settles, 1993-94
3.	15.0	Ricky Davis, 1997-98
4.	14.9	Tyler Smith, 2006-07
5.	14.4	Dave Danner, 1943-44
6.	13.4	Ronnie Lester, 1976-77
7.	12.5	Roy Marble, 1985-86
8.	12.3	Tyler Cook, 2016-17
9.	12.1	Luka Garza, 2017-18
10.	11.9	Kevin Boyle, 1978-79

## Total Points

1.	464	Ricky Davis, 1997-98
2.	461	Tyler Smith, 2006-07
3.	414	Jess Settles, 1993-94
4.	400	Luka Garza, 2017-18
5.	399	Roy Marble, 1985-86
6.	389	Aaron White, 2011-12
7.	388	Joe Wieskamp, 2018-19
8.	<b>372</b>	<b>Jordan Bohannon, 2016-17</b>
9.	363	Ronnie Lester, 1976-77
10.	357	Ray Thompson, 1988-89
11.	345	Matt Gatens, 2008-09

## Field Goal Percentage (minimum 2 made/game)

1.	.617 (116-188)	Cordell Pems, 2016-17
2.	.597 (148-248)	Ray Thompson, 1988-89
3.	.574 (156-272)	Jess Settles, 1993-94
4.	.572 (131-229)	Melsahn Basabe, 2010-11
5.	.557 (146-262)	Luka Garza, 2017-18
6.	.554 (128-231)	Tyler Cook, 2016-17
7.	.526 (91-173)	Greg Brunner, 2002-03
8.	.525 (85-162)	Joey Range, 1998-99
9.	.523 (157-300)	Roy Marble, 1985-86
10.	.518 (146-282)	Guy Rucker, 1996-97

## Free Throw Percentage (minimum 2 att./game)

1.	.904 (75-83)	Matt Gatens, 2008-09
2.	.789 (86-109)	Jess Settles, 1993-94
3.	.767 (56-73)	Jeff Horner, 2002-03
4.	.767 (79-103)	Joe Wieskamp, 2018-19
5.	.762 (96-126)	Dean Oliver, 1997-98
6.	.750 (72-96)	Kevin Boyle, 1978-79
7.	.727 (96-132)	Tyler Smith, 2006-07
8.	.722 (78-108)	Glen Worley, 2000-01
9.	.720 (85-118)	Roy Marble, 1985-86

## 3-Point Field Goal Percentage (1 att./game)\*

1.	.461 (47-102)	CJ Fredrick, 2019-20
2.	.435 (30-69)	Jake Kelly, 2007-08
3.	.424 (59-139)	Joe Wieskamp, 2018-19
4.	<b>.416 (89-214)</b>	<b>Jordan Bohannon, 2016-17</b>
5.	.403 (52-129)	Matt Gatens, 2008-09
6.	.396 (19-48)	Ryan Luehrmann, 1996-97
7.	.384 (28-73)	Kyle Galloway, 1999-00
8.	.381 (16-42)	Jess Settles, 1993-94
9.	.373 (47-126)	Brody Boyd, 2000-01
10.	.372 (45-121)	Josh Oglesby, 2011-12

## 3-Point Field Goals

1.	<b>89 (89-214)</b>	<b>Jordan Bohannon, 2016-17</b>
2.	59 (59-139)	Joe Wieskamp, 2018-19
3.	52 (52-129)	Matt Gatens, 2008-09
4.	47 (47-102)	CJ Fredrick, 2019-20
	47 (47-126)	Brody Boyd, 2000-01
6.	45 (45-121)	Josh Oglesby, 2011-12
7.	44 (44-137)	Chris Kingsbury, 1993-94
8.	30 (30-69)	Jake Kelly, 2007-08
9.	29 (29-81)	Isaiah Moss, 2016-17
10.	28 (28-73)	Klye Galloway, 1999-00

## Rebounds

1.	211	Luka Garza, 2017-18
2.	210	Melsahn Basabe, 2010-11
3.	203	Jess Settles, 1993-94
4.	201	Michael Payne, 1981-82
5.	199	Aaron White, 2011-12
6.	186	Kevin Boyle, 1978-79
7.	181	Adam Woodbury, 2012-13
	181	Guy Rucker, 1996-97
9.	172	Joe Wieskamp, 2018-19
10.	169	Cordell Pems, 2016-17
11.	162	Greg Brunner, 2002-03

## Assists\*\*

1.	<b>175</b>	<b>Jordan Bohannon, 2016-17</b>
2.	140	Jeff Horner, 2002-03
3.	131	Dean Oliver, 1997-98
4.	122	Cully Payne, 2009-10
5.	114	Pierre Pierce, 2001-02
6.	105	Anthony Clemmons, 2012-13
7.	111	Tyler Smith, 2006-07
8.	101	Kevin Smith, 1990-91
9.	98	Ronnie Lester, 1976-77
10.	92	Jeff Peterson, 2007-08

## Steals\*\*\*

1.	45	Tyler Smith, 2006-07
	45	Kenyon Murray, 1992-93
	45	Ray Thompson, 1988-89
4.	42	Dean Oliver, 1997-98
5.	41	Kevin Smith, 1990-91
6.	40	Mike Gesell, 2012-13
	40	Jeff Horner, 2002-03
	40	Joey Range, 1998-99
	40	Jess Settles, 1993-94

## Blocked Shots\*\*\*

1.	52	Chris Street, 1990-91
2.	50	Acie Earl, 1989-90
3.	41	Melsahn Basabe, 2010-11
4.	<b>39</b>	<b>Keegan Murray, 2020-21</b>
	39	Guy Rucker, 1996-97
6.	34	Ryan Bowen, 1994-95
7.	32	Luka Garza, 2017-18
8.	30	Greg Stokes, 1981-82
9.	29	Adam Woodbury, 2012-13
10.	26	Eric May, 2009-10

\* - - 3-point field goals did not exist prior to 1986-87

\*\* - - Assists were not recorded prior to 1974-75

\*\*\* - - Blocks and steals were not recorded prior to 1979-80

Note: Players listed in boldface are current players.

**Points Per Game**

1.	19.9	Ronnie Lester, 1977-78
2.	17.7	Greg Stokes, 1982-83
3.	16.8	Chris Kingsbury, 1995-96
4.	16.3	Acie Earl, 1990-91
5.	16.1	Pierre Pierce, 2003-04
6.	15.8	Don Nelson, 1959-60
7.	15.6	Jess Settles, 1994-95
8.	15.3	Tyler Cook, 2017-18
9.	14.9	Roy Marble, 1986-87
10.	14.3	Bill Logan, 1953-54
11.	14.2	Adam Haluska, 2004-05

**Total Points**

1.	553	Chris Kingsbury, 1995-96
2.	548	Greg Stokes, 1982-83
3.	536	Ronnie Lester, 1977-78
4.	520	Roy Marble, 1986-87
	520	Acie Earl, 1990-91
6.	506	Tyler Cook, 2017-18
7.	488	Aaron White, 2012-13
8.	468	Pierre Pierce, 2003-04
9.	467	Adam Haluska, 2004-05
10.	461	Andre Woolridge, 1994-95
11.	<b>445</b>	<b>Jordan Bohannon, 2017-18</b>

**Field Goal Percentage (minimum 2 made/game)**

1.	.604 (55-91)	Ryan Bowen, 1995-96
2.	.566 (192-339)	Tyler Cook, 2017-18
3.	.564 (114-202)	Chris Street, 1991-92
4.	.557 (199-357)	Roy Marble, 1986-87
5.	.543 (219-403)	Greg Stokes, 1982-83
6.	.549 (123-224)	Greg Brunner, 2003-04
7.	.532 (84-158)	Jeff Moe, 1985-86
8.	.531 (156-294)	Luka Garza, 2018-19
9.	.524 (109-208)	Melsahn Basabe, 2011-12
10.	.522 (72-138)	Steve Waite, 1978-79
11.	.519 (153-295)	B.J. Armstrong, 1986-87

**Free Throw Percentage (minimum 2 att./game)**

1.	<b>.904 (75-83)</b>	<b>Jordan Bohannon, 2017-18</b>
2.	.860 (98-114)	Jeff Horner, 2003-04
3.	.856 (95-111)	Joe Wieskamp, 2019-20
4.	.849 (45-53)	Bob Hansen, 1980-81
5.	.841 (69-82)	Kyle Galloway, 1999-00
	.841 (53-63)	Troy Skinner, 1989-90
7.	.835 (66-79)	Jake Kelly, 2008-09
8.	.832 (84-101)	Matt Gatens, 2009-10
9.	.819 (86-105)	Dick Peth, 1976-77
10.	.809 (38-47)	Ben McGilmer, 1965-66
11.	.808 (105-130)	Adam Haluska, 2004-05
12.	.804 (86-107)	Luka Garza, 2018-19

**3-Point Field Goal Percentage (1 att./game)\***

1.	.522 (70-134)	Kent McCausland, 1996-97
2.	.474 (36-76)	CJ Fredrick, 2020-21
3.	.471 (32-68)	Brady Ellingson, 2016-17
4.	.450 (27-60)	Dom Uhl, 2015-16
5.	.449 (22-49)	Zach McCabe, 2011-12
6.	<b>.430 (96-324)</b>	<b>Jordan Bohannon, 2017-18</b>
7.	.425 (65-153)	Jeff Horner, 2003-04
8.	.420 (34-81)	Brody Boyd, 2001-02
9.	.409 (38-98)	Val Barnes, 1990-91
10.	.397 (46-116)	Nicholas Baer, 2016-17
11.	.397 (23-58)	Jeff Peterson, 2008-09
12.	.394 (117-297)	Chris Kingbury, 1994-95

**3-Point Field Goals**

1.	117 (117-297)	Chris Kingsbury, 1994-95
2.	<b>96 (96-223)</b>	<b>Jordan Bohannon, 2017-18</b>
3.	70 (70-134)	Kent McCausland, 1996-97
4.	65 (65-153)	Jeff Horner, 2003-04
5.	58 (58-149)	Adam Haluska, 2004-05
6.	52 (52-150)	Joe Wieskamp, 2019-20
7.	46 (46-116)	Nicholas Baer, 2016-17
8.	38 (38-98)	Val Barnes, 1990-91
9.	36 (36-76)	CJ Fredrick, 2020-21

**Rebounds**

1.	247	Chris Street, 1991-92
2.	241	Don Nelson, 1959-60
3.	239	Greg Brunner, 2003-04
4.	234	Aaron White, 2012-13
	234	Gerry Jones, 1964-65
6.	233	Michael Payne, 1982-83
7.	227	Kevin Kunnert, 1970-71
8.	224	Tyler Cook, 2017-18
9.	223	Greg Stokes, 1982-83
10.	197	Nicholas Baer, 2016-17
	197	Ed Hortgon, 1986-87
	197	Dave Gunther, 1956-57

**Assists\*\***

1.	190	Andre Woolridge, 1994-95
2.	<b>178</b>	<b>Jordan Bohannon, 2017-18</b>
3.	163	Ronnie Lester, 1977-78
4.	148	B.J. Armstrong, 1986-87
5.	142	Kenny Arnold, 1979-80
6.	140	Mon'ter Glesper, 1993-94
7.	136	Dean Oliver, 1998-99
8.	128	Mike Gesell, 2013-14
9.	126	Roy Devyn Marble, 2011-12
10.	123	Jeff Horner, 2003-04

**Steals\*\*\***

1.	56	Kenyon Murray, 1993-94
2.	53	Roy Devyn Marble, 2011-12
3.	51	Dean Oliver, 1998-99
4.	50	B.J. Armstrong, 1986-87
5.	48	Nicholas Baer, 2016-17
6.	45	Mon'ter Glesper, 1993-94
7.	43	Mike Gesell, 2013-14
	43	James Moses, 1989-90
9.	42	Andre Woolridge, 1994-95
10.	41	Aaron White, 2012-13
	41	Ryan Luehrsmann, 1997-98
	41	Chris Kingsbury, 1994-95

**Blocked Shots\*\*\***

1.	106	Acie Earl, 1990-91
2.	79	Greg Stokes, 1982-83
3.	43	Nicholas Baer, 2016-17
4.	40	Erek Hansen, 2003-04
5.	36	Melsahn Basabe, 2011-12
6.	32	Greg Brunner, 2003-04
7.	31	Glen Worley, 2001-02
8.	27	Aaron White, 2012-13
9.	25	Jared Reiner, 2001-02
	25	J.R. Koch, 1996-97

\* - 3-point field goals did not exist prior to 1986-87

\*\* - Assists were not recorded prior to 1974-75

\*\*\* - Blocks and steals were not recorded prior to 1979-80

**Note: Players listed in boldface are current players.**





## Points Per Game

1.	23.9	Luka Garza, 2019-20
2.	23.7	Don Nelson, 1960-61
3.	22.6	Sam Williams, 1966-67
4.	21.1	Chris Pervall, 1964-65
5.	19.8	Dave Gunther, 1957-58
6.	19.7	John Johnson, 1968-69
7.	19.5	Rick Williams, 1971-72
	19.5	Acie Earl, 1991-92
9.	18.7	Ronnie Lester, 1978-1979
10.	18.6	Bruce King, 1975-76

## Total Points

1.	740	Luka Garza, 2019-20
2.	592	B.J. Armstrong, 1987-88
3.	586	Acie Earl, 1991-92
4.	570	Don Nelson, 1960-61
5.	554	Roy Devyn Marble, 2012-13
6.	544	Sam Williams, 1966-67
7.	529	Reggie Evans, 2000-01
8.	524	Ronnie Lester, 1978-1979
9.	522	Roy Marble, 1987-88
10.	514	Peter Jok, 2015-16

## Field Goal Percentage (minimum 2 made/game)

1.	.600 (75-125)	J.R. Koch, 1997-98
2.	.592 (138-233)	Gerry Wright, 1985-1986
3.	.592 (109-184)	Rodell Davis, 1990-91
4.	.584 (143-245)	Aaron White, 2013-14
5.	.574 (163-284)	Greg Stokes, 1983-1984
6.	.566 (103-182)	Jarryd Cole, 2009-10
7.	.564 (66-117)	Matt Bullard, 1988-89
8.	.564 (53-94)	Les Jepsen, 1988-89
9.	.554 (190-343)	Roy Marble, 1987-88
10.	.553 (120-217)	Ryan Bowen, 1996-97

## Free Throw Percentage (minimum 2 att./game)

1.	.878 (65-74)	Ben McGilmer, 1968-69
2.	.874 (76-87)	Matt Gatens, 2010-11
3.	<b>.872 (102-117)</b>	<b>Jordan Bohannon, 2018-19</b>
4.	.863 (113-131)	Rick Williams, 1971-72
5.	.862 (81-94)	Val Barnes, 1991-92
	.862 (163-189)	Glenn Vidnovic, 1968-69
7.	.856 (77-90)	Luke Recker, 2000-01
8.	.852 (92-108)	Peter Jok, 2015-16
9.	.849 (124-146)	B.J. Armstrong, 1987-88
10.	.848 (112-132)	Adam Haluska, 2005-06
11.	.845 (136-161)	Ronnie Lester, 1978-79
	.845 (98-116)	Troy Skinner, 1990-91

## 3-Point Field Goal Percentage (1 att./game)\*

1.	.471 (16-34)	J.R. Koch, 1997-98
2.	.462 (73-158)	Joe Wieskamp, 2020-21
3.	.460 (74-161)	Kent McCausland, 1997-98
4.	.455 (45-99)	Justin Johnson, 2006-07
5.	.453 (62-137)	B.J. Armstrong, 1987-88
6.	.431 (47-109)	Luke Recker, 2000-01
7.	.421 (48-114)	Isaiah Moss, 2018-19
8.	.408 (86-211)	Jeff Horner, 2004-05
9.	.403 (31-77)	Josh Oglesby, 2013-14
10.	.402 (80-199)	Peter Jok, 2015-16

## 3-Point Field Goals

1.	86 (86-211)	Jeff Horner, 2004-05
2.	80 (80-199)	Peter Jok, 2015-16
3.	<b>79 (79-206)</b>	<b>Jordan Bohannon, 2018-19</b>
4.	74 (74-161)	Kent McCausland, 1997-98
5.	73 (73-158)	Joe Wieskamp, 2020-21
6.	64 (64-185)	Adam Haluska, 2005-06
7.	62 (62-137)	B.J. Armstrong, 1987-88
8.	57 (57-142)	Rob Griffin, 1999-00

## Rebounds

1.	416	Reggie Evans, 2000-01
2.	353	Kevin Kunnert, 1971-72
3.	305	Luka Garza, 2019-20
4.	292	Bruce King, 1975-76
5.	275	Greg Brunner, 2004-05
6.	264	Ryan Bowen, 1996-97
7.	258	Don Nelson, 1960-61
8.	256	John Johnson, 1968-69
9.	252	Tyler Cook, 2018-19
10.	249	George Peeples, 1964-65
11.	239	Jess Settles, 1995-96

## Assists\*\*

1.	193	Andre Woolridge, 1995-96
2.	182	Bryce Cartwright, 2010-11
3.	180	Jeff Horner, 2004-05
4.	155	B.J. Armstrong, 1987-88
5.	147	Ronnie Lester, 1978-79
6.	135	Mike Gesell, 2014-15
7.	134	Steve Carfino, 1982-1983
8.	126	Dean Oliver, 1999-00
9.	<b>118</b>	<b>Jordan Bohannon, 2018-19</b>
10.	112	Roy Devyn Marble, 2012-13
11.	<b>112</b>	<b>Connor McCaffery, 2020-21</b>
12.	110	Kevin Smith, 1992-93
	110	Kenny Arnold, 1980-1981

## Steals\*\*\*

1.	62	Dean Oliver, 1999-00
2.	61	B.J. Armstrong, 1987-88
3.	60	Roy Marble, 1987-88
4.	58	Kenyon Murray, 1994-95
5.	55	Ryan Bowen, 1996-97
6.	52	Jim Bartels, 1993-94
7.	49	Pierre Pierce, 2004-05
8.	48	Jess Settles, 1995-96
9.	47	Jeff Horner, 2004-05
10.	42	Roy Devyn Marble, 2012-13

## Blocked Shots\*\*\*

1.	121	Acie Earl, 1991-92
2.	83	Erek Hansen, 2004-05
3.	58	Greg Stokes, 1983-84
4.	56	Jarrod Uthoff, 2014-15
5.	55	Luka Garza, 2019-20
6.	53	Kurt Loby, 2006-07
7.	45	Melsahn Basabe, 2012-13
8.	43	Gabriel Olaseni, 2013-14
9.	34	Glen Worley, 2002-03
	34	Jared Reiner, 2002-03
11.	33	Gerry Wright, 1985-1986

\* - 3-point field goals did not exist prior to 1986-87

\*\* - Assists were not recorded prior to 1974-75

\*\*\* - Blocks and steals were not recorded prior to 1979-80

**Note: Players listed in boldface are current players.**

**Points Per Game**

1.	27.9	John Johnson, 1969-70
2.	27.6	Fred Brown, 1970-71
3.	25.5	Chuck Darling, 1951-52
4.	25.3	Sam Williams, 1967-68
5.	24.1	Luka Garza, 2020-21
6.	21.9	Dave Gunther, 1958-59
7.	21.0	Bruce King, 1976-77
8.	20.5	Adam Haluska, 2006-07
	20.5	Roy Marble, 1988-89
10.	20.2	Andre Woolridge, 1996-97

**Total Points**

1.	747	Luka Garza, 2020-21
2.	699	John Johnson, 1969-70
3.	675	Roy Marble, 1988-89
4.	662	Fred Brown, 1970-71
5.	645	Andre Woolridge, 1996-97
6.	637	Peter Jok, 2016-17
	637	Adam Haluska, 2006-07
8.	632	Sam Williams, 1967-68
9.	624	Jarrod Uthoff, 2015-16
10.	604	Ed Horton, 1988-89
11.	600	Luke Recker, 2001-02

**Field Goal Percentage (minimum 2 made/game)**

1.	.622 (155-249)	Les Jepsen, 1989-90
2.	.609 (151-248)	Russ Millard, 1995-96
3.	.607 (91-150)	Kent Hill, 1987-88
4.	.603 (164-272)	Ryan Bowen, 1997-98
5.	.594 (63-106)	Michael Ingram, 1989-90
6.	.590 (184-312)	Bill Jones, 1987-88
7.	.581 (93-160)	Erik Hansen, 2005-06
8.	.563 (289-508)	John Johnson, 1969-70
9.	.568 (92-162)	Jarryd Cole, 2010-11
10.	.565 (70-124)	Al Lorenzen, 1987-88

**Free Throw Percentage (minimum 2 att./game)**

1.	.911 (154-169)	Peter Jok, 2016-17
2.	.885 (108-122)	Luke Recker, 2001-02
3.	.875 (133-152)	Glenn Vidnovic, 1969-70
4.	.870 (167-192)	Adam Haluska, 2006-07
	.870 (114-131)	Tom Chapman, 1966-67
6.	.854 (111-130)	Matt Gatens, 2011-12
7.	.851 (63-74)	Rick Williams, 1972-73
8.	.845 (93-110)	Jimmy Rodgers, 1964-65
9.	.840 (68-81)	Dick Peth, 1978-79
10.	.837 (41-49)	Mike Heitman, 1959-60

**3-Point Field Goal Percentage (1 att/game)\***

1.	.475 (29-61)	Michael Reaves, 1987-88
2.	.471 (33-70)	Ryan Hogan, 2001-02
3.	.440 (44-100)	Luka Garza, 2020-21
4.	.440 (22-50)	Russ Millard, 1995-96
5.	.421 (59-140)	Kent McCausland, 1998-99
6.	.413 (92-223)	Luke Recker, 2001-02
	.413 (59-143)	Jim Bartels, 1994-95
8.	.410 (75-183)	Matt Gatens, 2011-12
9.	.397 (46-116)	B.J. Armstrong, 1988-89
10.	.396 (21-53)	Roy Marble, 1988-89

**3-Point Field Goals**

1.	92 (92-223)	Luke Recker, 2001-02
2.	90 (90-248)	Adam Haluska, 2006-07
3.	84 (64-221)	Peter Jok, 2016-17
4.	<b>80 (80-205)</b>	<b>Jordan Bohannon, 2020-21</b>
5.	75 (75-183)	Matt Gatens, 2011-12
6.	70 (70-201)	Jeff Horner, 2005-06
7.	71 (71-178)	Jeff Moe, 1987-88
8.	65 (65-211)	Chris Kingsbury, 1996
	65 (65-179)	Dean Oliver, 2000-01

**Rebounds**

1.	378	Reggie Evans, 2001-02
2.	350	Ed Horton, 1988-89
3.	334	Kevin Kunnert, 1972-73
4.	332	Bruce King, 1976-77
5.	314	Greg Brunner, 2005-06
6.	281	Les Jepsen, 1989-90
7.	276	Dan Frost, 1975-76
8.	273	Adam Woodbury, 2015-16
	273	Sam Williams, 1967-68
10.	271	Luka Garza, 2020-21
11.	268	Brad Lohaus, 1986-87
	268	Dave Gunther, 1958-59

**Assists\*\***

1.	205	Mike Gesell, 2015-16
2.	192	Andre Woolridge, 1996-97
3.	191	Cal Wulfsberg, 1975-76
4.	173	B.J. Armstrong, 1988-89
5.	169	Jeff Horner, 2005-06
6.	168	Dean Oliver, 2000-01
7.	154	Bryce Cartwright, 2011-12
8.	136	Vince Brookins, 1980-81
9.	<b>135</b>	<b>Jordan Bohannon, 2020-21</b>
10.	119	Andre Banks, 1985-86
11.	118	Roy Devyn Marble, 2013-14

**Steals\*\*\***

1.	79	Ryan Bowen, 1997-98
2.	70	Jim Bartels, 1994-95
3.	68	Brody Boyd, 2003-04
4.	66	Andre Banks, 1985-86
	66	Steve Carfino, 1983-84
6.	60	Roy Devyn Marble, 2013-14
7.	59	B.J. Armstrong, 1988-89
8.	56	Luke Recker, 2001-02
9.	54	Reggie Evans, 2001-02
10.	50	Dean Oliver, 2000-01
	50	Mon'ter Gasper, 1995-96
	50	Roy Marble, 1988-89

**Blocked Shots\*\*\***

1.	89	Erik Hansen, 2005-06
2.	86	Jarrod Uthoff, 2015-16
3.	88	Acie Earl, 1992-93
4.	54	Gabriel Olaseni, 2014-15
5.	50	Luka Garza, 2020-21
6.	43	Kurt Looby, 2007-08
7.	41	Ryan Bowen, 1997-98
8.	37	Brad Lohaus, 1986-87
9.	36	Nicholas Baer, 2018-19
10.	32	J.R. Koch, 1998-99
11.	31	Les Jepsen, 1989-90
12.	28	Doug Thomas, 2005-06

\* - 3-point field goals did not exist prior to 1986-87

\*\* - Assists were not recorded prior to 1974-75

\*\*\* - Blocks and steals were not recorded prior to 1979-80

**Note: Players listed in boldface are current players.**

Iowa In Overtime

One Overtime.....Date
Wisconsin 36, Iowa 30.....1916
Illinois 40, Iowa 33.....1927
Michigan 31, Iowa 29.....1927
Pittsburgh 44, Iowa 40.....1928
Minnesota 24, Iowa 22.....3/5/1932
Iowa 39, Minnesota 33.....1/14/1935
Michigan 31, Iowa 27.....2/3/1936
Marquette 49, Iowa 43.....12/30/1939
Iowa 63, Minnesota 61.....1/28/1946
Iowa 57, Northwestern 54.....2/2/1948
Iowa 47, TCU 46.....12/22/1948
Iowa 70, Oregon 69.....12/30/1949
Wisconsin 66, Iowa 62.....2/13/1950
Iowa 81, Minnesota 79.....3/2/1953
Iowa 86, Minnesota 82.....2/13/1954
Iowa 83, Minnesota 73.....2/25/1956
DePaul 73, Iowa 72.....12/28/1956
Iowa 77, Oregon State 67.....12/21/1957
Northwestern 82, Iowa 80.....1/13/1958
Iowa 66, Northwestern 65.....2/9/1963
Creighton 77, Iowa 72.....12/16/1963
Minnesota 85, Iowa 84.....3/9/1965
Wisconsin 96, Iowa 95.....2/18/1967
Iowa 75, Indiana 74.....2/25/1967
Iowa 90, Wisconsin 87.....3/7/1967
Iowa 64, Tennessee 59.....12/28/1967
Iowa 80, St. Louis 77.....12/30/1967
Iowa 74, Ohio State 72.....1/13/1968
Michigan 99, Iowa 92.....1/4/1969
Iowa 84, Northwestern 80.....2/11/1969
Cincinnati 73, Iowa 70.....12/17/1970
Iowa 87, Illinois 84.....2/15/1972
Iowa 65, Minnesota 62.....1/6/1973
Iowa 94, Northwestern 83.....2/19/1973
Iowa 74, Wisc.-Green Bay 67.....12/29/1973
Michigan 86, Iowa 84.....1/26/1974
Wisconsin 86, Iowa 85.....2/1/1975
Northwestern 99, Iowa 92.....1/19/1976
Iowa 84, Illinois 81.....1/15/1977
Iowa 74, Ohio State 70.....2/14/1977
Michigan State 83, Iowa 72.....1/20/1979
Iowa 44, Michigan State 39.....2/7/1980
Iowa 60, Minnesota 58.....2/12/1981
Michigan State 71, Iowa 70.....3/5/1981
Iowa 68, Marquette 65.....12/5/1981
Iowa 69, Ohio State 65.....2/6/1982
Idaho 69, Iowa 67.....3/14/1982
Maryland 70, Iowa 68.....12/25/1984
Iowa 59, Cornell (NY) 56.....12/27/1984
Illinois 59, Iowa 53.....3/7/1985
Iowa 108, Ark.-Little Rock 99.....11/25/1985
Purdue 76, Iowa 73.....1/2/1986
Iowa 90, N.C. State 89.....11/29/1986
Iowa 91, Illinois 88.....1/14/1987
Iowa State 102, Iowa 100.....12/19/1987
Wisconsin 73, Iowa 69.....1/11/1990
Iowa 78, Michigan 76.....1/20/1990
Iowa 80, Indiana 79.....2/21/1991
Michigan 80, Iowa 77.....1/9/1992
Purdue 77, Iowa 69.....1/11/1992
Illinois 77, Iowa 72.....2/23/1992
Iowa 96, Michigan State 90.....1/28/1993
Illinois 104, Iowa 97.....2/11/1995
Iowa 101, Connecticut 95.....11/24/1995
Penn State 95, Iowa 87.....2/3/1996
Missouri 80, Iowa 79.....1/24/1998
Iowa 78, Purdue 72.....2/21/2001

Purdue 80, Iowa 77.....2/1/2003
Indiana 91, Iowa 88.....3/1/2003
Iowa 70, Louisville 69.....11/29/2003
Illinois 73, Iowa 68.....1/20/2005
Northwestern 75, Iowa 74.....1/26/2005
Iowa 74, Michigan 72.....3/5/2005
Northern Iowa 67, Iowa 63.....12/6/2005
La.-Monroe 72, Iowa 67.....11/30/2007
Iowa 73, Wisconsin 69.....1/21/2009
Iowa 70, Michigan 60.....2/22/2009
Michigan 80, Iowa 78.....2/16/2010
Wisconsin 62, Iowa 59.....2/9/2011
Michigan 75, Iowa 72.....2/19/2011
Purdue 65, Iowa 62.....1/27/2013
Iowa 77, Xavier 74.....11/28/2013
Villanova 88, Iowa 83.....11/30/2013
Michigan State 71, Iowa 69.....1/28/2014
Tennessee 78, Iowa 65.....3/19/2014
Northwestern 66, Iowa 61.....2/15/2015
Iowa 81, Penn State 77.....2/28/2015
Iowa 78, Florida State 75.....12/2/2015
Iowa 72, Temple 70.....3/18/2016
Iowa 86, Michigan 83.....1/1/2017
Iowa 96, Indiana 90.....2/21/2017
TCU 94, Iowa 92.....3/17/2017
Iowa 104, Illinois 97.....1/11/2018
Michigan 77, Iowa 71.....3/1/2018
Iowa 76, Indiana 70.....2/22/2019
Nebraska 93, Iowa 91.....3/10/2019
Tennessee 83, Iowa 77.....3/24/2019
Minnesota 102, Iowa 95.....12/25/20

Two Overtimes .....Date
Purdue 19, Iowa 17.....1917
Purdue 52, Iowa 49.....2/24/1941
Wyoming 94, Iowa 87.....12/29/1967
Iowa 65, Northwestern 58.....3/3/1975
Iowa 94, Wisconsin 93.....3/5/1977
Iowa 87, Pennsylvania 84.....12/29/1978
Ohio State 89, Iowa 83.....1/27/1983
Iowa State 76, Iowa 72.....1/14/1984
Illinois 54, Iowa 52.....2/2/1984
Michigan 108, Iowa 107.....2/9/1989
N.C. State 102, Iowa 96.....3/19/1989
Michigan 83, Iowa 82.....1/11/1995
Iowa 83, Drake 76.....12/28/1999
Iowa 99, Missouri 94.....12/16/2000
Iowa 84, Indiana 82.....2/7/2004
Iowa 75, Penn State 67.....3/7/2009
Wisconsin 74, Iowa 70.....2/6/2013
Nebraska 93, Iowa 90.....1/5/2017
Minnesota 101, Iowa 90.....2/8/2017

Three Overtimes.....Date
Iowa 112, Purdue 111.....2/11/1974
San Jose State 105, Iowa 103.....12/21/1974
Minnesota 57, Iowa 55.....2/27/1982
Michigan 69, Iowa 67.....1/19/1985
Minnesota 107, Iowa 96.....3/5/1994
Iowa 76, Minnesota 72.....1/18/2006

Four Overtimes.....Date
Iowa 83, California 80.....12/28/1960

Overtime Totals
Iowa in one overtime:.....47-51
Iowa in two overtimes:.....7-12
Iowa in three overtimes:.....2-4
Iowa in four overtimes:.....1-0
<b>Total:.....57-67</b>

Iowa Over The Century Mark (101-6)

Iowa	Opp.	Date
126 Oral Roberts	94	12/30/87
126 Morgan State	79	11/25/94
124 California-Irvine	88	12/5/87
121 Notre Dame	106	3/14/70
121 Centenary	76	1/4/92
119 Wisconsin	100	2/10/70
116 Savannah State	84	11/13/16
116 UW-Milwaukee	80	12/7/68
116 Northwestern	97	2/24/70
116 Northwestern	77	2/9/95
115 Northwestern	101	3/7/70
114 Butler	92	12/27/91
113 Ohio State	92	3/3/70
113 Colorado State	66	12/3/79
112 Purdue	111 (3OT)	2/11/74
112 Drake	73	12/23/78
112 Nevada-Reno	71	12/9/80
112 North Texas	64	11/16/98
111 SIUE	50	11/26/10
111 Michigan State	68	1/16/65
111 Pepperdine	50	12/2/65
111 Hawai'i	60	12/30/69
111 Augustana (IL)	81	11/29/75
111 Kent State	76	11/25/78
111 George Mason	82	12/1/84
110 UTRGV	64	12/21/87
110 Texas Southern	67	12/16/95
110 Savannah State	64	12/22/18
109 UMES	63	11/14/13
109 Lafayette	68	1/11/88
109 Brown	61	12/2/88
108 Purdue	107	2/28/70
108 Ark.-Little Rock	99 (OT)	11/25/85
108 UNI	85	12/10/91
107 UNC-Asheville	80	11/23/03
107 Detroit	73	2/5/66
107 Michigan	99	1/6/70
107 Denver	65	12/17/77
107 Minnesota	86	2/20/88
107 Michigan	108 (2OT)	2/9/89
106 North Dakota	65	12/21/64
106 Northern Illinois	53	12/13/20
105 Central Arkansas	64	12/19/11
105 Arizona	64	12/19/60
105 Cincinnati	114	12/18/69
105 Wisconsin	65	1/26/85
105 California-Irvine	103	12/29/86
105 Chicago State	60	11/14/98
105 Alabama State	78	11/21/18
105 Iowa State	77	12/11/20
104 Indiana	89	2/7/70
104 Rider	71	12/22/86
104 Wisconsin	89	1/25/88
104 NUNLV	86	3/20/88
104 Chaminade	64	12/30/90
104 Central Conn. State	58	1/2/93
104 Lehigh	77	12/3/93
104 Dartmouth	65	12/20/93
104 East Tennessee State	58	12/1/95
104 Illinois	97	1/11/18
103 Coppin State	68	11/15/15
103 Abilene Christian	41	11/17/13
103 Chicago	31	2/5/44
103 Creighton	77	12/8/65
103 Michigan State	77	2/14/70
103 Jacksonville	104	3/12/70
103 San Jose State	105 (3OT)	12/21/74



103	Pittsburgh	80	12/30/76
103	Northeastern	80	11/30/86
103	Loyola-Marymount	80	12/6/86
103	Northwestern	76	3/5/87
103	Michigan	120	2/3/88
103	Michigan State	87	3/3/88
103	Wisconsin	70	3/10/88
103	Eastern Michigan	66	12/21/92
103	Drake	68	11/29/94
103	Southern University	76	11/27/20
102	Michigan State	98	2/26/72
102	Dartmouth	87	1/23/88
102	Florida State	98	3/18/88
102	Georgia	76	12/3/88
102	Central Florida	68	12/14/88
102	Northwestern	84	2/2/89
102	Long Island	72	12/17/94
102	Nebraska	64	3/4/21
101	Western Illinois	23	12/9/44
101	Purdue	85	2/20/65
101	Drake	78	12/22/69
101	Chicago State	44	12/1/72
101	Wisconsin	48	2/20/86
101	Indiana	88	1/22/87
101	Michigan State	72	2/6/88
101	UMES	45	11/23/91
101	American-Puerto Rico	47	12/20/92
101	Long Beach State	79	12/4/93
101	Connecticut (OT)	95	11/24/95
101	Long Island	69	11/29/98
101	Drake	59	12/12/01
101	Georgia State	59	12/20/06
100	Creighton	73	12/21/68
100	Indiana	93	1/31/70
100	Wisconsin	76	2/17/73
100	Bradley	96	12/8/75
100	Kansas	81	11/28/87
100	Iowa State	102 (OT)	12/19/87
100	Miss. Valley State	69	12/1/92
100	Colorado	85	12/28/95

**Opponents 100 Point Games (6-47)**

Minnesota 102, Iowa 81	2/25/19/57
Illinois 103, Iowa 97	1/12/1959
Michigan State 107, Iowa 82	2/15/1964
Michigan State 107, Iowa 89	2/22/1964
Michigan 103, Iowa 88	2/28/1966
Illinois 106, Iowa 90	3/5/1966
Cincinnati 114, Iowa 105	12/18/1969
Wisconsin 100, Iowa 119	2/10/1970
Purdue 107, Iowa 108	2/28/1970
Northwestern 101, Iowa 115	3/7/1970
Jacksonville 104, Iowa 103	3/12/1970
Notre Dame 106, Iowa 121	3/14/1970
Indiana 104, Iowa 88	3/6/1971
Purdue 110, Iowa 84	3/13/1971
UCLA 106, Iowa 72	12/4/1971
Michigan State 100, Iowa 91	2/12/1972
Kansas State 105, Iowa 67	12/11/1973
Wisconsin 113, Iowa 87	2/9/1974
Purdue 111, Iowa 112 (3OT)	2/11/1974
San Jose St 105, Iowa 103 (3OT)	12/21/1974
Indiana 102, Iowa 49	1/11/1975
Purdue 107, Iowa 72	2/3/1975
Michigan State 105, Iowa 88	1/5/1976
Michigan 104, Iowa 95	1/31/1976
Indiana 101, Iowa 81	2/23/1976
Cal-Irvine 103, Iowa 105	12/29/1986
Michigan 100, Iowa 92	1/31/1987
Iowa State 102, Iowa 100 (OT)	12/19/1987
Michigan 120, Iowa 103	2/3/1988
Indiana 116, Iowa 89	3/12/1988
Cal-Riverside 110, Iowa 92	12/25/1988
Ohio State 102, Iowa 91	1/19/1989
Indiana 104, Iowa 89	1/30/1989
Michigan 108, Iowa 107 (2OT)	2/9/1989
Michigan 119, Iowa 96	3/4/1989
Illinois 118, Iowa 94	3/8/1989
N.C. State 102, Iowa 96 (2OT)	3/19/1989
Indiana 118, Iowa 71	2/17/1990
Minnesota 102, Iowa 80	2/24/1990

Illinois 118, Iowa 85	3/4/1990
Michigan 127, Iowa 96	3/10/1990
Illinois 105, Iowa 90	1/19/1994
Minnesota 107, Iowa 96 (3OT)	3/5/1994
Arkansas 101, Iowa 92	12/30/1994
Illinois 104, Iowa 95 (OT)	2/11/1995
Indiana 110, Iowa 79	3/12/1995
Georgia 100, Iowa 93	3/11/1998
North Carolina 106, Iowa 92	11/24/2004
Indiana 103, Iowa 89	1/29/2012
Oregon 108, Iowa 97	3/18/2012
Memphis 100, Iowa 92	11/26/2016
Minnesota 101, Iowa 90 (2OT)	2/8/2017
Minnesota 102, Iowa 95 (OT)	12/25/20

**Iowa's Record By Decade**

Years	Record	PCT.
1902-1910	71-41	.634
1911-1920	83-78	.516
1921-1930	86-83	.509
1931-1940	96-95	.503
1941-1950	128-63	.670
1951-1960	147-83	.639
1961-1970	143-98	.593
1971-1980	145-121	.545
1981-1990	207-103	.668
1991-2000	194-115	.628
2000-2009	171-130	.568
2010-2019	189-152	.554
2020-	32-17	.653
<b>Totals</b>	<b>1,692-1,180</b>	<b>.589</b>

**TOP SCORING AVERAGES (MINIMUM TWO YEARS)**

Player, Years	Games	Average	Points	Career High
Sam Williams, 1967-68	49	24.0	1,176	39 vs. Northwestern, 1967
John Johnson, 1969-70	49	23.9	1,172	49 vs. Northwestern, 1970
Fred Brown, 1970-71	48	22.7	1,091	37 vs. Purdue, 1971
Don Nelson, 1960-62	72	21.2	1,522	39 vs. Wisconsin, 1962
Luka Garza, 2018-21	127	18.2	2,306	44 at Michigan, 2019
Dave Gunther, 1957-59	66	18.0	1,188	37 vs. Ohio State, 1959
Luke Recker, 2001-02	53	17.5	926	31 at Missouri, 2001
Charles Darling, 1950-52	63	17.4	1,094	34, twice
Bruce King, 1975-77	80	17.0	1,361	42 vs. Pittsburgh, 1977
Ronnie Lester, 1977-80	99	16.9	1,675	31, twice
Gerry Jones, 1965-67	64	16.2	1,039	32 vs. Minnesota, 1966
Adam Haluska, 2005-07	98	16.1	1,578	36 vs. Georgia State, 2006
Dan Frost, 1975-76	49	16.1	790	29 vs. Bradley, 1976
Bill Logan, 1954-56	74	16.1	1,188	36 vs. Temple, 1956
Glenn Vidnovic, 1968-70	59	16.1	949	31 vs. Indiana, 1970
Kevin Kunnert, 1971-73	72	15.9	1,145	34 vs. Indiana, 1972
Roy Marble, 1986-89	134	15.8	2,116	37 vs. Illinois, 1989
Chad Calabria, 1968-70	74	15.8	1,168	31 vs. Notre Dame, 1970
Andre Woolridge, 1995-97	97	15.7	1,526	34 vs. Northwestern, 1997
Reggie Evans, 2001-02	69	15.3	1,054	30, twice
Acie Earl, 1990-93	116	15.3	1,779	36 vs. Wisconsin, 1993
George Peeples, 1964-66	68	15.1	1,025	32 vs. Purdue, 1965



## IOWA'S NCAA TOURNAMENT RECORDS

Individual

Points	36, Bill Logan vs. Temple, 3/22/1956 36, Luka Garza vs. Oregon, 3/22/2021
FG	15, Chad Calabria vs. Notre Dame, 3/14/1970
FGA	31, John Johnson vs. Notre Dame, 3/14/1970
3pt. FG	6, Dean Oliver vs. Kentucky, 3/17/2001 6, B.J. Armstrong vs. Rutgers, 3/17/1989
3pt. FGA	9, Adam Haluska vs. Northwestern State, 3/17/2006 9, Dean Oliver vs. Kentucky, 3/17/2001 9, Kent McCausland vs. Arkansas, 3/13/1999 9, B.J. Armstrong vs. Rutgers, 3/17/1989
FT	16, B.J. Armstrong, vs. Florida State, 3/18/1988
FTA	20, B.J. Armstrong vs. Florida State, 3/18/1988
Rebounds	18, Bill Schoof vs. Temple, 3/22/1956
Assists	10, Andre Woolridge vs. Virginia, 3/13/1997 10, B.J. Armstrong vs. Oklahoma, 3/20/1987
Blocks	8, Acie Earl vs. Duke, 3/21/1992
Steals	5, Chris Street vs. East Tennessee State, 3/14/1991 5, Steve Carfino vs. Utah State, 3/17/1983

Team

Points	121 vs. Notre Dame, 3/14/1970
Pts/Half	75 vs. Notre Dame, 3/14/1970
FG	52 vs. Notre Dame, 3/14/1970
FGA	100 vs. Morehead State, 3/16/1956
FG%	63.5% vs. Rutgers (33 of 52), 3/17/1989
3pt. FG	12 vs. UAB, 3/11/1999
3pt. FGA	23 vs. UAB, 3/11/1999
3pt. FG%	70% vs. East Tennessee State (7-of-10), 3/14/1991
FT	35 vs. Morehead State, 3/16/1956
FTA	52 vs. Morehead State, 3/16/1956
FT%	95.2% vs. N.C. State (20-of-21), 3/19/1989
Rebounds	60 vs. Morehead State, 3/16/1956
Assists	25 vs. VCU, 3/6/1980
Blocks	10 vs. Duke, 3/21/1992

## IOWA'S NIT RECORDS

(Includes preseason and postseason NIT)

Individual

Points	31, Roy Devyn Marble at Oregon, 3/18/2012
FG	11, Ryan Bowen vs. Georgia, 3/11/1998
FGA	21, Ricky Davis vs. Georgia, 3/11/1998
3pt. FG	<b>7, Jordan Bohannon vs. TCU, 3/19/2017</b> 7, Roy Devyn Marble at Oregon, 3/18/2012
3pt. FGA	13, Chris Kingsbury vs. Ohio Univ., 3/21/1995
FT	13, Chauncey Leslie vs. Georgia Tech, 3/24/2003
FTA	15, Chauncey Leslie vs. Georgia Tech, 3/24/2003
Rebounds	13, Aaron White vs. Indiana State, 3/20/2013
Assists	<b>13, Jordan Bohannon vs. TCU, 3/19/2017</b>
Blocks	4, Ryan Bowen vs. Penn State, 3/23/1995
Steals	5, Jim Bartels vs. DePaul, 3/15/1995

Team

Points	97 at Oregon, 3/18/2012
Pts/Half	51 at Oregon, 3/18/2012
FG	37 at Oregon, 3/18/2012
FGA	74 vs. Georgia, 3/11/1998
FG%	56.9% vs. Dayton, 3/13/2012
3pt. FG	16 vs. TCU, 3/19/2017
3pt. FGA	30 vs. TCU, 3/19/2017
3pt. FG%	53.3% vs. TCU, 3/19/2017
FT	24 vs. Georgia Tech, 3/24/2003
FTA	31 vs. Georgia Tech, 3/24/2003
FT%	100.0% at Virginia, 3/27/2013
Rebounds	42 vs. Indiana State, 3/20/2013
Assists	26 vs. TCU, 3/19/2017
Blocks	8 vs. Penn State, 3/23/1995
Steals	17 vs. Georgia, 3/11/1998

## IOWA'S BIG TEN TOURNAMENT RECORDS

Individual

Points	30, Reggie Evans vs. Penn State, 3/10/2001 30, Dean Oliver vs. Michigan State, 3/10/2000 30, Kyle Galloway vs. Minnesota, 3/9/2000
FG	11, Dean Oliver vs. Michigan State, 3/10/2000
FGA	21, Luka Garza vs. Illinois, 3/13/2021
3pt. FG	<b>6, Jordan Bohannon vs. Indiana, 3/9/2017</b> 6, Jeff Horner vs. Minnesota, 3/10/2006
3pt. FGA	<b>13, Jordan Bohannon vs. Illinois, 3/13/2021</b>
FT	12, Reggie Evans vs. Penn State, 3/10/2001
FTA	17, Cyrus Tate vs. Michigan, 3/13/2008 17, Reggie Evans vs. Penn State, 3/10/2001
Rebounds	18, Reggie Evans vs. Purdue, 3/7/2002 18, Reggie Evans vs. Penn State, 3/10/2001
Assists	<b>10, Jordan Bohannon vs. Indiana, 3/9/2017</b> 10, Jeff Horner vs. Ohio State, 3/12/2006
Blocks	5, Gabriel Olaseni vs. Penn State, 3/12/2015 5, Melsahn Basabe vs. Northwestern, 3/14/2013 5, Kurt Looby vs. Purdue, 3/9/2007
Steals	5, Isaiah Moss vs. Indiana, 3/9/2017 5, Jeff Horner vs. Minnesota, 3/10/2006 5, Luke Recker vs. Wisconsin, 3/8/2002

Team

Points	96 vs. Illinois, 2/28/2018
Pts/Half	61 vs. Illinois, 2/28/2018
FG	31 vs. Purdue, 3/7/2002
FGA	65 vs. Indiana, 3/9/2017
FG%	.574 (31-54) vs. Purdue, 3/7/2002
3pt. FG	12 vs. Illinois, 3/14/2019
3pt. FGA	26 vs. Indiana, 3/9/2017
3pt. FG%	.571 (8-14) vs. Illinois, 2/28/2018
FT	36 vs. Penn State, 3/10/2001
FTA	48 vs. Penn State, 3/10/2001
FT%	.917 (11-12) vs. Michigan State, 3/15/2013
Rebounds	48 vs. Northwestern, 3/14/2013
Assists	25 vs. Illinois, 3/14/2019
Blocks	10 vs. Wisconsin, 3/12/2021
Steals	13 vs. Wisconsin, 3/8/2002

Note: Players listed in boldface are current players.



(Iowa best in parentheses if not the record)

Individual

Table listing individual records for various categories: Points, FG, FGA, FG%, 3pt. FG, 3pt. FGA, FT, FTA, FT%, Rebounds, Assists, Blocks, Steals, and Team statistics.

IOWA VS. ALL OPPONENTS IN CARVER-HAWKEYE ARENA

Table listing opponent records with columns for Opponent, W-L, and Totals (.767) 486-148.

**No. 1 LUKA GARZA -- 1,559 (2018, 19, 20, 21)**

Year	GP	FG-FGA	FG%	FT-FTA	FT%	Reb	Avg	Ast	Blk	Stl	Pts	Avg
2018	33	146-262	.557	92-135	.681	211	6.4	35	32	11	400	12.1
2019	32	156-294	.531	86-107	.804	144	4.5	28	17	10	419	13.1
2020	31	287-530	.542	127-195	.651	305	9.8	36	55	26	740	23.9
2021	31	281-508	.553	141-199	.709	271	8.7	54	50	21	747	24.1
<b>Career</b>	<b>127</b>	<b>*870-1,594</b>	<b>.546</b>	<b>446-636</b>	<b>.701</b>	<b>931</b>	<b>7.3</b>	<b>153</b>	<b>154</b>	<b>68</b>	<b>2,306</b>	<b>18.2</b>

\* -- includes 120 three-point FGs

**No. 2 ROY MARBLE -- 2,116 (1986, 87, 88, 89)**

Year	GP	FG-FGA	FG%	FT-FTA	FT%	Reb	Avg	Ast	Blk	Stl	Pts	Avg
1986	32	157-300	.523	85-118	.732	157	4.9	48	2	38	399	11.5
1987	35	199-357	.557	118-173	.682	178	5.1	97	8	35	520	14.9
1988	34	190-343	.544	141-190	.742	147	4.3	67	2	59	522	15.4
1989	33	241-459	.525	172-226	.761	186	5.6	69	2	47	675	20.5
<b>Totals</b>	<b>134</b>	<b>*787-1,459</b>	<b>.539</b>	<b>516-707</b>	<b>.729</b>	<b>668</b>	<b>4.9</b>	<b>281</b>	<b>14</b>	<b>179</b>	<b>2,116</b>	<b>15.8</b>

\* -- includes 26 three-point FGs

**No. 3 AARON WHITE -- 1,859 (2012, 13, 14, 15)**

Year	GP	FG-FGA	FG%	FT-FTA	FT%	Reb	Avg	Ast	Blk	Stl	Pts	Avg
2012	35	134-270	.504	100-143	.699	199	5.7	31	23	31	389	11.1
2013	38	140-299	.468	193-258	.748	234	6.2	51	27	41	488	12.8
2014	33	143-245	.584	130-161	.807	220	6.7	60	19	32	424	12.8
2015	34	171-328	.521	195-238	.356	248	7.3	48	16	45	558	16.4
<b>Totals</b>	<b>140</b>	<b>*590-1,142</b>	<b>.517</b>	<b>618-800</b>	<b>.773</b>	<b>901</b>	<b>6.4</b>	<b>190</b>	<b>85</b>	<b>149</b>	<b>1,859</b>	<b>13.3</b>

\* -- includes 61 three-point FGs

**No. 4 ACIE EARL -- 1,779 (1990, 91, 92, 93)**

Year	GP	FG-FGA	FG%	FT-FTA	FT%	Reb	Avg	Ast	Blk	Stl	Pts	Avg
1990	22	48-109	.440	34-46	.739	78	3.6	24	50	11	131	6.0
1991	32	179-356	.503	161-242	.665	136	6.7	48	106	29	520	16.3
1992	30	212-398	.533	162-243	.667	234	7.8	27	121	30	586	19.5
1993	32	203-402	.505	136-194	.701	286	8.9	40	88	41	542	16.9
<b>Totals</b>	<b>116</b>	<b>*642-1,265</b>	<b>.508</b>	<b>493-725</b>	<b>.680</b>	<b>811</b>	<b>6.9</b>	<b>139</b>	<b>365</b>	<b>111</b>	<b>1,779</b>	<b>15.3</b>

\* -- includes two three-point FGs

**No. 5 GREG STOKES -- 1,768 (1982, 83, 84, 85)**

Year	GP	FG-FGA	FG%	FT-FTA	FT%	Reb	Avg	Ast	Blk	Stl	Pts	Avg
1982	29	61-128	.477	43-77	.558	123	4.2	12	30	11	165	5.7
1983	31	219-403	.543	110-173	.636	223	7.2	44	78	26	548	17.7
1984	28	163-284	.574	91-134	.679	193	6.9	25	58	25	417	14.9
1985	32	262-479	.547	114-170	.671	268	8.4	47	62	48	638	19.9
<b>Totals</b>	<b>120</b>	<b>705-1,294</b>	<b>.545</b>	<b>358-554</b>	<b>.646</b>	<b>807</b>	<b>6.7</b>	<b>128</b>	<b>228</b>	<b>110</b>	<b>1,768</b>	<b>14.7</b>

**No. 6 B.J. ARMSTRONG -- 1,705 (1986, 87, 88, 89)**

Year	GP	FG-FGA	FG%	FT-FTA	FT%	Reb	Avg	Ast	Blk	Stl	Pts	Avg
1986	29	32-66	.485	19-21	.905	16	0.6	41	0	8	83	2.9
1987	35	153-295	.519	100-126	.794	89	2.5	148	1	50	434	12.4
1988	34	203-421	.482	124-146	.849	74	2.2	155	1	58	592	17.4
1989	32	195-403	.484	160-192	.822	79	2.5	173	6	55	596	18.6
<b>Totals</b>	<b>130</b>	<b>*583-1,185</b>	<b>.492</b>	<b>403-485</b>	<b>.831</b>	<b>258</b>	<b>1.9</b>	<b>517</b>	<b>8</b>	<b>171</b>	<b>1,705</b>	<b>13.1</b>

\* -- includes 136 three-point field goals

**No. 7 ROY DEVYN MARBLE -- 1,694 (2011, 12, 13, 14)**

Year	GP	FG-FGA	FG%	FT-FTA	FT%	Reb	Avg	Ast	Blk	Stl	Pts	Avg
2011	31	66-174	.379	35-66	.530	74	2.4	41	2	21	178	5.7
2012	35	139-319	.436	102-141	.723	133	3.8	126	14	53	402	11.5
2013	37	176-430	.409	153-189	.810	147	4.0	112	10	42	554	15.0
2014	33	183-436	.420	142-199	.714	106	3.2	118	7	60	550	17.0
<b>Totals</b>	<b>136</b>	<b>*564-1,359</b>	<b>.415</b>	<b>432-595</b>	<b>.726</b>	<b>460</b>	<b>3.4</b>	<b>397</b>	<b>33</b>	<b>176</b>	<b>1,694</b>	<b>12.5</b>

\* -- includes 134 three-point FGs

**No. 8 RONNIE LESTER -- 1,675 (1977, 78, 79, 80)**

Year	GP	FG-FGA	FG%	FT-FTA	FT%	Reb	Avg	Ast	Blk	Stl	Pts	Avg
1977	27	140-312	.437	83-119	.697	66	2.4	98	N/A	N/A	363	13.4
1978	27	202-423	.478	132-177	.746	68	2.5	163	N/A	N/A	536	19.9
1979	28	194-401	.484	136-161	.845	63	2.3	147	N/A	N/A	524	18.7
1980	17	86-185	.465	80-100	.800	29	1.7	72	N/A	N/A	252	14.8
<b>Totals</b>	<b>99</b>	<b>622-1,321</b>	<b>.471</b>	<b>431-557</b>	<b>.774</b>	<b>226</b>	<b>2.3</b>	<b>480</b>	<b>N/A</b>	<b>N/A</b>	<b>1,675</b>	<b>16.9</b>

**No. 9 JORDAN BOHANNON -- 1,310 (2017, 18, 19, 20, 21)**

Year	GP	FG-FGA	FG%	FT-FTA	FT%	Reb	Avg	Ast	Blk	Stl	Pts	Avg
2017	34	118-304	.388	47-55	.855	76	2.2	175	2	29	372	10.9
2018	33	137-324	.423	75-83	.904	74	2.2	178	0	22	445	13.5
2019	35	112-294	.381	102-117	.872	84	2.4	118	0	23	405	11.6
2020	10	25-84	.298	18-18	1.000	16	1.6	33	0	8	88	8.8
2021	31	100-257	.389	48-54	.889	96	3.1	135	0	16	328	10.6
<b>Totals</b>	<b>143</b>	<b>*492-1,263</b>	<b>.390</b>	<b>290-327</b>	<b>.887</b>	<b>346</b>	<b>2.4</b>	<b>639</b>	<b>2</b>	<b>98</b>	<b>1,638</b>	<b>11.5</b>

\* -- includes 364 three-point FGs (school record)

**No. 10 MATT GATENS -- 1,635 (2009, 10, 11, 12)**

Year	GP	FG-FGA	FG%	FT-FTA	FT%	Reb	Avg	Ast	Blk	Stl	Pts	Avg
2009	32	109-258	.422	75-83	.904	121	3.8	71	10	26	345	10.8
2010	32	125-338	.370	84-101	.832	138	4.3	105	3	29	392	12.3
2011	29	118-299	.395	76-87	.874	71	2.4	53	3	38	366	12.6
2012	35	173-369	.469	111-130	.854	125	3.6	69	6	48	532	15.2
<b>Totals</b>	<b>128</b>	<b>*525-1,264</b>	<b>.415</b>	<b>346-401</b>	<b>.863</b>	<b>455</b>	<b>3.6</b>	<b>298</b>	<b>22</b>	<b>141</b>	<b>1,635</b>	<b>12.8</b>

\* -- includes 238 three-point field goals

**No. 11 JESS SETTLES -- 1,611 (1994, 95, 96, 97, 99)**

Year	GP	FG-FGA	FG%	FT-FTA	FT%	Reb	Avg	Ast	Blk	Stl	Pts	Avg
1994	27	156-272	.574	86-109	.789	203	7.5	61	3	40	414	15.3
1995	26	138-294	.469	97-121	.802	162	6.2	53	4	41	405	15.6
1996	32	179-375	.477	86-116	.741	239	7.5	99	8	48	484	15.1
1997	3	10-20	.500	13-14	.929	10	3.3	6	1	3	34	11.3
1999	28	98-225	.436	54-69	.783	133	4.8	76	4	22	274	9.8
<b>Totals</b>	<b>116</b>	<b>*581-1,186</b>	<b>.490</b>	<b>336-429</b>	<b>.783</b>	<b>747</b>	<b>6.4</b>	<b>295</b>	<b>20</b>	<b>154</b>	<b>1,611</b>	<b>13.9</b>

\* -- includes 113 three-point FGs

**No. 12 ADAM HALUSKA -- 1,578 (2005, 06, 07)**

Year	GP	FG-FGA	FG%	FT-FTA	FT%	Reb	Avg	Ast	Blk	Stl	Pts	Avg
2005	33	152-318	.478	105-130	.808	131	4.0	52	9	35	467	14.2
2006	34	149-357	.417	112-132	.848	159	4.7	78	6	36	474	13.9
2007	31	190-466	.408	167-192	.870	144	4.6	80	8	42	637	20.5
<b>Totals</b>	<b>98</b>	<b>*491-1,141</b>	<b>.430</b>	<b>384-454</b>	<b>.846</b>	<b>434</b>	<b>4.4</b>	<b>210</b>	<b>23</b>	<b>113</b>	<b>1,578</b>	<b>16.1</b>

\* -- includes 212 three-point FGs

**No. 13 DEAN OLIVER -- 1,561 (1998, 99, 00, 01)**

Year	GP	FG-FGA	FG%	FT-FTA	FT%	Reb	Avg	Ast	Blk	Stl	Pts	Avg
1998	31	79-211	.374	96-126	.762	78	2.5	131	1	42	274	8.8
1999	30	105-262	.401	111-155	.716	106	3.5	136	2	51	357	11.9
2000	30	125-339	.369	118-154	.766	87	2.9	126	4	62	408	13.6
2001	35	157-401	.392	143-186	.769	98	2.8	168	5	50	522	14.9
<b>Career</b>	<b>126</b>	<b>*466-1,213</b>	<b>.384</b>	<b>468-621</b>	<b>.751</b>	<b>369</b>	<b>2.9</b>	<b>561</b>	<b>12</b>	<b>205</b>	<b>1,561</b>	<b>12.4</b>

\* -- includes 161 three-point FGs

**No. 14 ANDRE WOOLRIDGE -- 1,525 (1995, 96, 97)**

Year	GP	FG-FGA	FG%	FT-FTA	FT%	Reb	Avg	Ast	Blk	Stl	Pts	Avg
1995	33	153-320	.478	131-171	.766	82	2.5	190	5	42	461	14.0
1996	32	150-320	.469	97-132	.735	103	3.2	193	6	36	419	13.1
1997	32	216-472	.458	155-207	.749	87	2.7	192	8	45	645	20.2
<b>Totals</b>	<b>97</b>	<b>*519-1,112</b>	<b>.467</b>	<b>383-510</b>	<b>.751</b>	<b>272</b>	<b>2.8</b>	<b>575</b>	<b>19</b>	<b>123</b>	<b>1,525</b>	<b>15.7</b>

\* -- includes 104 three-point FGs

**No. 15 DON NELSON -- 1,522 (1960, 61, 62)**

Year	GP	FG-FGA	FG%	FT-FTA	FT%	Reb	Avg	Ast	Blk	Stl	Pts	Avg
1960	24	140-320	.437	100-155	.645	241	10.0	N/A	N/A	N/A	380	15.8
1961	24	197-377	.522	176-268	.656	258	10.8	N/A	N/A	N/A	570	23.7
1962	24	193-348	.554	186-264	.704	285	11.9	N/A	N/A	N/A	571	23.8
<b>Totals</b>	<b>72</b>	<b>530-1,045</b>	<b>.507</b>	<b>462-687</b>	<b>.672</b>	<b>784</b>	<b>10.9</b>	<b>N/A</b>	<b>N/A</b>	<b>N/A</b>	<b>1,522</b>	<b>21.2</b>

**No. 16 GREG BRUNNER -- 1,516 (2003, 04, 05, 06)**

Year	GP	FG-FGA	FG%	FT-FTA	FT%	Reb	Avg	Ast	Blk	Stl	Pts	Avg
2003	31	91-173	.526	45-77	.584	162	5.2	46	20	23	234	7.5
2004	29	123-224	.549	64-115	.557	239	8.2	24	32	9	316	10.9
2005	33	175-342	.512	118-171	.690	275	8.3	62	32	9	485	14.7
2006	34	164-361	.454	141-203	.695	314	9.2	60	20	33	481	14.1
<b>Totals</b>	<b>127</b>	<b>*553-1,100</b>	<b>.503</b>	<b>368-566</b>	<b>.650</b>	<b>990</b>	<b>7.8</b>	<b>192</b>	<b>104</b>	<b>74</b>	<b>1,516</b>	<b>11.9</b>

\* -- includes 42 three-point FGs





**No. 17 PETER JOK - - 1,508 (2014, 15, 16, 17)**

Year	GP	FG-FGA	FG%	FT-FTA	FT%	Reb	Avg	Ast	Blk	Stl	Pts	Avg
2014	27	38-95	.400	27-34	.794	25	0.9	19	3	9	119	4.4
2015	34	83-232	.358	37-41	.902	88	2.6	44	4	19	239	7.0
2016	32	171-397	.431	92-108	.852	112	3.5	46	1	40	514	16.1
2017	32	199-467	.426	154-169	.911	176	5.5	84	3	34	636	19.9
<b>Totals</b>	<b>125</b>	<b>*491-1,191</b>	<b>.412</b>	<b>310-352</b>	<b>.881</b>	<b>401</b>	<b>3.2</b>	<b>193</b>	<b>11</b>	<b>102</b>	<b>1,508</b>	<b>12.1</b>

\* - - includes 216 three-point FGs

**No. 18 JEFF HORNER - - 1,502 (2003, 04, 05, 06)**

Year	GP	FG-FGA	FG%	FT-FTA	FT%	Reb	Avg	Ast	Blk	Stl	Pts	Avg
2003	31	79-238	.332	56-73	.767	137	4.4	140	5	40	255	8.2
2004	29	107-243	.440	98-114	.860	155	5.3	123	1	38	377	13.0
2005	33	146-359	.407	85-108	.787	148	4.5	180	6	47	463	14.0
2006	30	126-331	.381	85-114	.746	123	4.1	169	3	41	407	13.6
<b>Totals</b>	<b>123</b>	<b>*458-1,171</b>	<b>.391</b>	<b>324-409</b>	<b>.792</b>	<b>563</b>	<b>4.6</b>	<b>612</b>	<b>15</b>	<b>166</b>	<b>1,502</b>	<b>12.2</b>

\* - - includes 262 three-point FGs

**No. 19 ED HORTON - - 1,372 (1986, 87, 88, 89)**

Year	GP	FG-FGA	FG%	FT-FTA	FT%	Reb	Avg	Ast	Blk	Stl	Pts	Avg
1986	29	44-104	.423	22-48	.458	116	4.0	13	7	13	110	3.8
1987	35	106-228	.465	61-104	.587	197	5.6	52	13	15	273	7.8
1988	34	160-301	.532	65-117	.556	213	6.3	61	6	23	385	11.3
1989	33	250-453	.552	103-181	.569	350	10.6	65	13	26	604	18.3
<b>Totals</b>	<b>131</b>	<b>*560-1,086</b>	<b>.516</b>	<b>251-450</b>	<b>.558</b>	<b>876</b>	<b>6.7</b>	<b>191</b>	<b>39</b>	<b>77</b>	<b>1,372</b>	<b>10.5</b>

\* - - includes one three-point FG

**No. 20 BRUCE KING - - 1,361 (1975, 76, 77)**

Year	GP	FG-FGA	FG%	FT-FTA	FT%	Reb	Avg	Ast	Blk	Stl	Pts	Avg
1975	26	134-299	.448	30-41	.732	228	8.8	6	N/A	N/A	298	11.5
1976	29	241-477	.505	57-71	.803	292	10.0	32	N/A	N/A	539	18.6
1977	25	198-419	.473	128-170	.753	332	13.3	19	N/A	N/A	524	21.0
<b>Totals</b>	<b>80</b>	<b>573-1,195</b>	<b>.479</b>	<b>215-282</b>	<b>.762</b>	<b>852</b>	<b>10.7</b>	<b>57</b>	<b>N/A</b>	<b>N/A</b>	<b>1,361</b>	<b>17.0</b>

**No. 21 JAMES MOSES - - 1,343 (1989, 90, 91, 92)**

Year	GP	FG-FGA	FG%	FT-FTA	FT%	Reb	Avg	Ast	Blk	Stl	Pts	Avg
1989	33	68-194	.351	20-34	.588	63	1.9	22	1	16	177	5.4
1990	28	120-337	.356	102-143	.713	80	2.9	45	5	43	365	13.0
1991	32	144-309	.466	62-90	.689	101	3.2	42	2	33	384	12.0
1992	30	148-365	.406	90-109	.826	105	3.5	52	0	47	417	13.9
<b>Totals</b>	<b>123</b>	<b>*480-1,205</b>	<b>.398</b>	<b>274-376</b>	<b>.729</b>	<b>349</b>	<b>2.8</b>	<b>161</b>	<b>8</b>	<b>139</b>	<b>1,343</b>	<b>10.9</b>

\* - - includes 109 three-point FGs

**No. 22 TYLER COOK - - 1,315 (2017, 18, 19)**

Year	GP	FG-FGA	FG%	FT-FTA	FT%	Reb	Avg	Ast	Blk	Stl	Pts	Avg
2017	27	128-231	.554	73-122	.598	143	5.3	26	11	18	331	12.3
2018	33	192-339	.566	121-183	.661	224	6.8	58	20	21	506	15.3
2019	33	174-341	.510	130-202	.644	252	7.6	80	18	24	478	14.5
<b>Totals</b>	<b>93</b>	<b>*494-911</b>	<b>.542</b>	<b>324-507</b>	<b>.639</b>	<b>619</b>	<b>6.7</b>	<b>164</b>	<b>49</b>	<b>63</b>	<b>1,315</b>	<b>14.1</b>

\* - - includes three three-point FGs

**No. 23 JARROD UTHOFF - - 1,298 (2014, 15, 16)**

Year	GP	FG-FGA	FG%	FT-FTA	FT%	Reb	Avg	Ast	Blk	Stl	Pts	Avg
2014	33	84-168	.500	67-82	.817	152	4.6	26	35	11	252	7.6
2015	34	156-363	.430	56-76	.737	218	6.4	59	56	38	422	12.4
2016	33	218-487	.448	122-150	.813	209	6.3	36	86	32	624	18.9
<b>Totals</b>	<b>100</b>	<b>*458-1,018</b>	<b>.450</b>	<b>245-308</b>	<b>.795</b>	<b>579</b>	<b>5.8</b>	<b>121</b>	<b>177</b>	<b>81</b>	<b>1,298</b>	<b>13.0</b>

\* - - includes 137 three-point FGs

**No. 24 JOE WIESKAMP - - 1,283 (2019, 20, 21)**

Year	GP	FG-FGA	FG%	FT-FTA	FT%	Reb	Avg	Ast	Blk	Stl	Pts	Avg
2019	35	125-256	.488	79-103	.767	172	4.9	39	16	31	388	11.1
2020	31	144-337	.427	95-111	.856	188	6.1	49	15	32	435	14.0
2021	31	161-328	.491	65-96	.677	206	6.6	53	10	29	460	14.8
<b>Totals</b>	<b>97</b>	<b>*430-921</b>	<b>.467</b>	<b>239-310</b>	<b>.771</b>	<b>566</b>	<b>5.8</b>	<b>141</b>	<b>41</b>	<b>92</b>	<b>1,283</b>	<b>13.2</b>

\* - - includes 184 three-point FGs

**No. 25 JEFF MOE -- 1,248 (1985, 86, 87, 88)**

Year	GP	FG-FGA	FG%	FT-FTA	FT%	Reb	Avg	Ast	Blk	Stl	Pts	Avg
1985	30	91-205	.444	49-63	.778	43	1.4	80	0	31	231	7.7
1986	32	84-158	.532	23-29	.793	11	0.3	60	1	13	191	6.0
1987	35	135-289	.467	59-77	.766	75	2.1	43	0	24	389	11.1
1988	34	135-275	.491	96-122	.787	72	2.1	55	1	28	437	12.9
<b>Totals</b>	<b>131</b>	<b>*445-927</b>	<b>.480</b>	<b>227-291</b>	<b>.780</b>	<b>201</b>	<b>1.5</b>	<b>238</b>	<b>2</b>	<b>96</b>	<b>1,248</b>	<b>9.5</b>

\* -- includes 131 three-point FGs

**No. 26 KENYON MURRAY -- 1,230 (1993, 94, 95, 96)**

Year	GP	FG-FGA	FG%	FT-FTA	FT%	Reb	Avg	Ast	Blk	Stl	Pts	Avg
1993	32	77-182	.423	55-95	.579	130	4.1	35	23	45	215	6.7
1994	27	122-297	.411	77-137	.562	157	5.8	55	19	56	333	12.3
1995	33	141-307	.459	71-120	.592	139	4.2	39	14	58	379	11.5
1996	32	129-229	.563	40-64	.625	140	4.4	57	7	41	303	9.5
<b>Totals</b>	<b>124</b>	<b>*469-1015</b>	<b>.462</b>	<b>243-416</b>	<b>.584</b>	<b>566</b>	<b>4.6</b>	<b>186</b>	<b>63</b>	<b>200</b>	<b>1,230</b>	<b>9.9</b>

\* -- includes 49 three-point FGs

**No. 27 KEVIN BOYLE -- 1,189 (1979, 80, 81, 82)**

Year	GP	FG-FGA	FG%	FT-FTA	FT%	Reb	Avg	Ast	Blk	Stl	Pts	Avg
1979	28	131-289	.453	72-96	.750	186	6.6	45	N/A	N/A	334	11.9
1980	33	163-318	.513	62-88	.705	205	6.2	101	2	58	388	11.8
1981	28	110-218	.505	58-71	.817	151	5.4	88	1	38	278	9.9
1982	29	78-166	.470	33-63	.529	132	4.6	101	2	38	189	6.5
<b>Totals</b>	<b>118</b>	<b>482-991</b>	<b>.486</b>	<b>225-318</b>	<b>.708</b>	<b>674</b>	<b>5.7</b>	<b>335</b>	<b>N/A</b>	<b>N/A</b>	<b>1,189</b>	<b>10.1</b>

**No. 28 (tie) DAVE GUNTHER -- 1,188 (1957, 58, 59)**

Year	GP	FG-FGA	FG%	FT-FTA	FT%	Reb	Avg	Ast	Blk	Stl	Pts	Avg
1957	22	92-268	.343	87-127	.685	197	9.0	N/A	N/A	N/A	271	12.3
1958	22	169-377	.448	97-141	.688	225	10.2	N/A	N/A	N/A	435	19.8
1959	22	180-433	.415	122-167	.730	268	12.2	N/A	N/A	N/A	482	21.9
<b>Total</b>	<b>66</b>	<b>441-1,078</b>	<b>.409</b>	<b>306-435</b>	<b>.703</b>	<b>690</b>	<b>10.5</b>	<b>N/A</b>	<b>N/A</b>	<b>N/A</b>	<b>1,188</b>	<b>18.0</b>

**No. 28 (tie) BILL LOGAN -- 1,188 (1954, 55, 56)**

Year	GP	FG-FGA	FG%	FT-FTA	FT%	Reb	Avg	Ast	Blk	Stl	Pts	Avg
1954	22	116-299	.387	83-126	.659	-	-	N/A	N/A	N/A	315	14.3
1955	26	155-387	.400	103-157	.657	285	11.0	N/A	N/A	N/A	413	15.9
1956	26	175-420	.440	110-179	.615	268	10.3	N/A	N/A	N/A	460	17.7
<b>Totals</b>	<b>74</b>	<b>446-1105</b>	<b>.403</b>	<b>296-462</b>	<b>.641</b>	<b>553</b>	<b>10.6</b>	<b>N/A</b>	<b>N/A</b>	<b>N/A</b>	<b>1,188</b>	<b>16.1</b>

**No. 30 VAL BARNES -- 1,181 (1991, 92, 93)**

Year	GP	FG-FGA	FG%	FT-FTA	FT%	Reb	Avg	Ast	Blk	Stl	Pts	Avg
1991	32	133-336	.396	64-87	.736	79	2.5	59	1	38	368	11.5
1992	30	116-267	.435	81-94	.862	100	3.3	68	1	38	344	11.5
1993	32	173-392	.441	81-106	.764	103	3.2	68	2	43	469	14.7
<b>Totals</b>	<b>94</b>	<b>*422-995</b>	<b>.424</b>	<b>226-287</b>	<b>.787</b>	<b>282</b>	<b>3.0</b>	<b>195</b>	<b>4</b>	<b>119</b>	<b>1,181</b>	<b>12.6</b>

\* -- includes 111 three-point FGs

**No. 31 SAM WILLIAMS -- 1,176 (1967, 68)**

Year	GP	FG-FGA	FG%	FT-FTA	FT%	Reb	Avg	Ast	Blk	Stl	Pts	Avg
1967	24	183-387	.473	178-232	.767	225	9.4	N/A	N/A	N/A	544	22.6
1968	25	219-475	.461	194-265	.732	273	10.9	N/A	N/A	N/A	632	25.3
<b>Totals</b>	<b>49</b>	<b>402-862</b>	<b>.466</b>	<b>372-497</b>	<b>.794</b>	<b>498</b>	<b>10.2</b>	<b>N/A</b>	<b>N/A</b>	<b>N/A</b>	<b>1,176</b>	<b>24.0</b>

**No. 32 JOHN JOHNSON -- 1,172 (1969, 70)**

Year	GP	FG-FGA	FG%	FT-FTA	FT%	Reb	Avg	Ast	Blk	Stl	Pts	Avg
1969	24	174-344	.506	125-186	.627	256	10.7	N/A	N/A	N/A	473	19.7
1970	25	289-508	.569	121-161	.752	253	10.1	N/A	N/A	N/A	699	27.9
<b>Totals</b>	<b>49</b>	<b>463-852</b>	<b>.543</b>	<b>246-347</b>	<b>.709</b>	<b>509</b>	<b>10.4</b>	<b>N/A</b>	<b>N/A</b>	<b>N/A</b>	<b>1,172</b>	<b>23.9</b>

**No. 33 CHAD CALABRIA -- 1,168 (1968, 69, 70)**

Year	GP	FG-FGA	FG%	FT-FTA	FT%	Reb	Avg	Ast	Blk	Stl	Pts	Avg
1968	25	138-324	.425	72-108	.667	115	4.6	N/A	N/A	N/A	348	13.9
1969	24	125-283	.442	91-117	.778	99	4.1	N/A	N/A	N/A	341	14.2
1970	25	181-330	.548	117-146	.801	139	5.6	N/A	N/A	N/A	479	19.1
<b>Totals</b>	<b>74</b>	<b>444-937</b>	<b>.474</b>	<b>280-371</b>	<b>.755</b>	<b>353</b>	<b>4.8</b>	<b>N/A</b>	<b>N/A</b>	<b>N/A</b>	<b>1,168</b>	<b>15.8</b>



**No. 34 (tie) KEVIN KUNNERT - - 1,145 (1971, 72, 73)**

Year	GP	FG-FGA	FG%	FT-FTA	FT%	Reb	Avg	Ast	Blk	Stl	Pts	Avg
1971	24	106-220	.482	37-53	.698	227	9.5	N/A	N/A	N/A	249	10.4
1972	24	180-349	.516	76-122	.623	353	14.7	N/A	N/A	N/A	436	18.2
1973	24	198-363	.545	64-92	.696	334	13.9	N/A	N/A	N/A	460	19.2
<b>Totals</b>	<b>72</b>	<b>484-932</b>	<b>.519</b>	<b>177-267</b>	<b>.663</b>	<b>914</b>	<b>12.7</b>	<b>N/A</b>	<b>N/A</b>	<b>N/A</b>	<b>1,145</b>	<b>15.9</b>

**No. 34 (tie) BOB HANSEN - - 1,145 (1980, 81, 82, 83)**

Year	GP	FG-FGA	FG%	FT-FTA	FT%	Reb	Avg	Ast	Blk	Stl	Pts	Avg
1980	33	71-167	.425	43-73	.589	67	2.0	65	7	16	185	5.6
1981	22	70-156	.449	45-53	.849	75	3.4	33	1	17	185	8.4
1982	25	117-237	.494	64-93	.699	102	4.1	50	8	28	299	12.0
1983	31	184-378	.453	98-129	.760	166	5.4	111	2	39	476	15.4
<b>Totals</b>	<b>111</b>	<b>*462-938</b>	<b>.493</b>	<b>251-348</b>	<b>.721</b>	<b>410</b>	<b>3.7</b>	<b>259</b>	<b>18</b>	<b>100</b>	<b>1,145</b>	<b>10.3</b>

\* - - includes 10 three-point FGs

**No. 36 MELSAHN BASABE - - 1,119 (2011, 12, 13, 14)**

Year	GP	FG-FGA	FG%	FT-FTA	FT%	Reb	Avg	Ast	Blk	Stl	Pts	Avg
2011	31	131-229	.572	80-112	.714	210	6.8	9	41	12	342	11.0
2012	35	109-208	.524	69-105	.657	168	4.8	11	36	18	287	8.2
2013	38	99-206	.481	61-93	.656	192	5.1	18	45	16	259	6.8
2014	32	92-164	.561	46-68	.676	182	5.7	10	26	12	231	7.2
<b>Totals</b>	<b>136</b>	<b>*431-807</b>	<b>.534</b>	<b>256-378</b>	<b>.677</b>	<b>752</b>	<b>5.5</b>	<b>48</b>	<b>148</b>	<b>58</b>	<b>1,119</b>	<b>8.2</b>

\* - - includes 1 three-point FG

**No. 37 (tie) CHRIS KINGSBURY - - 1,118 (1994, 95, 96)**

Year	GP	FG-FGA	FG%	FT-FTA	FT%	Reb	Avg	Ast	Blk	Stl	Pts	Avg
1994	27	65-195	.333	46-56	.821	71	2.6	35	2	23	220	8.2
1995	33	169-423	.400	98-122	.803	88	2.7	55	5	41	553	16.8
1996	29	99-290	.341	82-103	.796	68	2.4	54	3	16	345	11.9
<b>Totals</b>	<b>89</b>	<b>*333-908</b>	<b>.367</b>	<b>226-281</b>	<b>.804</b>	<b>227</b>	<b>2.5</b>	<b>144</b>	<b>10</b>	<b>80</b>	<b>1,118</b>	<b>12.6</b>

\* - - includes 226 three-point FGs

**No. 37 (tie) MICHAEL PAYNE - - 1,118 (1982, 83, 84, 85)**

Year	GP	FG-FGA	FG%	FT-FTA	FT%	Reb	Avg	Ast	Blk	Stl	Pts	Avg
1982	27	126-270	.467	56-81	.691	201	7.4	46	23	20	308	11.4
1983	31	118-288	.410	94-127	.744	233	7.5	48	52	34	330	10.6
1984	28	99-210	.471	62-90	.689	188	6.7	36	22	25	260	9.3
1985	31	92-203	.453	36-58	.621	235	7.6	102	23	36	220	7.1
<b>Totals</b>	<b>117</b>	<b>435-971</b>	<b>.448</b>	<b>248-356</b>	<b>.697</b>	<b>857</b>	<b>7.3</b>	<b>232</b>	<b>120</b>	<b>115</b>	<b>1,118</b>	<b>9.6</b>

**No. 39 KENNY ARNOLD - - 1,112 (1979, 80, 81, 82)**

Year	GP	FG-FGA	FG%	FT-FTA	FT%	Reb	Avg	Ast	Blk	Stl	Pts	Avg
1979	19	22-57	.386	6-16	.375	21	1.1	17	N/A	N/A	50	2.6
1980	33	171-363	.471	102-136	.750	114	3.5	142	1	38	444	13.5
1981	28	131-303	.432	65-85	.765	67	2.4	110	1	28	327	11.7
1982	29	100-237	.422	91-116	.784	59	2.0	83	1	15	291	10.0
<b>Totals</b>	<b>109</b>	<b>424-960</b>	<b>.442</b>	<b>264-353</b>	<b>.748</b>	<b>261</b>	<b>2.4</b>	<b>352</b>	<b>N/A</b>	<b>N/A</b>	<b>1,112</b>	<b>10.2</b>

**No. 40 CHARLES DARLING - - 1,094 (1950, 51, 52)**

Year	GP	FG-FGA	FG%	FT-FTA	FT%	Reb	Avg	Ast	Blk	Stl	Pts	Avg
1950	19	67-212	.316	41-65	.623	-	-	N/A	N/A	N/A	175	9.2
1951	22	139-376	.372	80-120	.667	387	17.6	N/A	N/A	N/A	358	16.3
1952	22	204-489	.417	153-218	.702	-	-	N/A	N/A	N/A	561	25.5
<b>Totals</b>	<b>63</b>	<b>410-1,077</b>	<b>.381</b>	<b>274-403</b>	<b>.680</b>	<b>387</b>	<b>17.6</b>	<b>N/A</b>	<b>N/A</b>	<b>N/A</b>	<b>1,094</b>	<b>17.4</b>

**No. 41 FRED BROWN - - 1,091 (1970, 71)**

Year	GP	FG-FGA	FG%	FT-FTA	FT%	Reb	Avg	Ast	Blk	Stl	Pts	Avg
1970	24	180-360	.500	69-86	.802	91	3.8	N/A	N/A	N/A	429	17.9
1971	24	268-535	.501	126-152	.829	111	4.6	N/A	N/A	N/A	662	27.6
<b>Totals</b>	<b>48</b>	<b>448-895</b>	<b>.501</b>	<b>195-238</b>	<b>.819</b>	<b>202</b>	<b>4.2</b>	<b>N/A</b>	<b>N/A</b>	<b>N/A</b>	<b>1,091</b>	<b>22.7</b>

**No. 42 RYAN BOWEN - - 1,090 (1995, 96, 97, 98)**

Year	GP	FG-FGA	FG%	FT-FTA	FT%	Reb	Avg	Ast	Blk	Stl	Pts	Avg
1995	33	58-110	.527	35-59	.593	148	4.5	16	34	38	151	4.6
1996	27	55-91	.604	39-58	.672	121	4.5	16	20	36	149	5.5
1997	29	120-217	.553	93-135	.689	264	9.1	35	29	55	343	11.8
1998	31	164-272	.603	111-161	.689	271	8.7	48	41	79	447	14.4
<b>Totals</b>	<b>120</b>	<b>*397-690</b>	<b>.575</b>	<b>278-413</b>	<b>.673</b>	<b>804</b>	<b>6.7</b>	<b>115</b>	<b>124</b>	<b>208</b>	<b>1,090</b>	<b>9.1</b>

\* - - includes 18 three-point FGs

**No. 43 (tie) MIKE GESELL -- 1,072 (2013, 14, 15, 16)**

Year	GP	FG-FGA	FG%	FT-FTA	FT%	Reb	Avg	Ast	Blk	Stl	Pts	Avg
2013	34	106-263	.403	50-63	.794	88	2.6	89	10	40	295	8.7
2014	33	90-240	.375	49-73	.671	67	2.0	128	4	43	258	7.8
2015	34	97-238	.408	42-61	.689	66	1.9	135	5	33	252	7.4
2016	33	91-232	.392	69-93	.742	104	3.2	205	5	44	267	8.1
<b>Totals</b>	<b>134</b>	<b>*384-973</b>	<b>.395</b>	<b>210-290</b>	<b>.724</b>	<b>325</b>	<b>2.4</b>	<b>557</b>	<b>24</b>	<b>160</b>	<b>1,072</b>	<b>8.0</b>

\* -- includes 94 three-point FGs

**No. 43 (tie) PIERRE PIERCE -- 1,072 (2002, 04, 05)**

Year	GP	FG-FGA	FG%	FT-FTA	FT%	Reb	Avg	Ast	Blk	Stl	Pts	Avg
2002	35	93-222	.419	57-93	.613	114	3.3	114	9	30	248	7.1
2004	29	174-364	.478	108-188	.574	164	5.7	63	4	16	468	16.1
2005	20	139-289	.481	55-104	.529	104	5.2	84	9	49	356	17.8
<b>Totals</b>	<b>84</b>	<b>*406-875</b>	<b>.464</b>	<b>220-385</b>	<b>.571</b>	<b>382</b>	<b>4.5</b>	<b>261</b>	<b>22</b>	<b>95</b>	<b>1,072</b>	<b>12.8</b>

\* -- includes 40 three-point FGs

**No. 45 GLEN WORLEY -- 1,060 (2001, 02, 03, 04)**

Year	GP	FG-FGA	FG%	FT-FTA	FT%	Reb	Avg	Ast	Blk	Stl	Pts	Avg
2001	35	89-198	.449	78-108	.722	133	3.8	23	13	14	264	7.5
2002	35	85-188	.452	71-98	.724	145	4.1	34	31	18	254	7.3
2003	31	115-258	.446	93-129	.721	161	5.2	47	34	22	339	10.9
2004	25	69-167	.413	48-64	.750	113	4.5	25	8	20	203	8.1
<b>Totals</b>	<b>126</b>	<b>*358-811</b>	<b>.441</b>	<b>290-399</b>	<b>.727</b>	<b>552</b>	<b>4.4</b>	<b>129</b>	<b>86</b>	<b>74</b>	<b>1,060</b>	<b>8.4</b>

\* -- includes 54 three-point FGs

**No. 46 (tie) REGGIE EVANS -- 1,054 (2001, 02)**

Year	GP	FG-FGA	FG%	FT-FTA	FT%	Reb	Avg	Ast	Blk	Stl	Pts	Avg
2001	35	155-326	.583	218-346	.630	416	11.9	55	21	31	529	15.1
2002	34	169-341	.496	187-302	.619	378	11.1	44	17	54	525	15.4
<b>Totals</b>	<b>69</b>	<b>*324-667</b>	<b>.486</b>	<b>405-648</b>	<b>.625</b>	<b>794</b>	<b>11.5</b>	<b>99</b>	<b>38</b>	<b>85</b>	<b>1,054</b>	<b>15.3</b>

\* -- includes one three-point FG

**No. 46 (tie) CARL CAIN -- 1,054 (1954, 55, 56)**

Year	GP	FG-FGA	FG%	FT-FTA	FT%	Reb	Avg	Ast	Blk	Stl	Pts	Avg
1954	22	106-248	.427	71-119	.597	-	-	N/A	N/A	N/A	283	12.9
1955	26	133-333	.399	94-140	.671	244	9.4	N/A	N/A	N/A	360	13.8
1956	26	165-403	.409	81-112	.723	257	9.9	N/A	N/A	N/A	411	15.8
<b>Totals</b>	<b>74</b>	<b>404-984</b>	<b>.411</b>	<b>246-371</b>	<b>.663</b>	<b>501</b>	<b>9.6</b>	<b>N/A</b>	<b>N/A</b>	<b>N/A</b>	<b>1,054</b>	<b>14.2</b>

**No. 48 GERRY JONES -- 1,039 (1965, 66, 67)**

Year	GP	FG-FGA	FG%	FT-FTA	FT%	Reb	Avg	Ast	Blk	Stl	Pts	Avg
1965	24	140-323	.433	57-90	.633	234	9.8	N/A	N/A	N/A	337	14.0
1966	16	99-242	.409	56-71	.789	174	10.9	N/A	N/A	N/A	254	15.8
1967	24	169-367	.461	110-154	.714	257	10.7	N/A	N/A	N/A	448	18.6
<b>Totals</b>	<b>64</b>	<b>408-932</b>	<b>.438</b>	<b>223-315</b>	<b>.708</b>	<b>665</b>	<b>10.4</b>	<b>N/A</b>	<b>N/A</b>	<b>N/A</b>	<b>1,039</b>	<b>16.2</b>

**No. 49 STEVE CARFINO -- 1,037 (1981, 82, 83, 84)**

Year	GP	FG-FGA	FG%	FT-FTA	FT%	Reb	Avg	Ast	Blk	Stl	Pts	Avg
1981	28	54-121	.446	19-30	.633	32	1.1	43	1	18	127	4.5
1982	29	100-178	.562	45-65	.692	52	1.8	82	4	44	245	8.4
1983	31	129-265	.487	49-67	.731	63	2.0	129	5	50	337	10.9
1984	28	136-293	.464	56-74	.757	67	2.4	66	1	66	328	11.7
<b>Totals</b>	<b>116</b>	<b>*419-857</b>	<b>.489</b>	<b>169-236</b>	<b>.716</b>	<b>214</b>	<b>1.8</b>	<b>320</b>	<b>11</b>	<b>178</b>	<b>1,037</b>	<b>8.9</b>

\* -- includes 30 three-point FGs

**No. 50 GEORGE PEEPLES -- 1,025 (1964, 65, 66)**

Year	GP	FG-FGA	FG%	FT-FTA	FT%	Reb	Avg	Ast	Blk	Stl	Pts	Avg
1964	20	73-262	.361	42-78	.538	145	7.3	N/A	N/A	N/A	188	9.4
1965	24	156-305	.511	97-157	.618	249	10.3	N/A	N/A	N/A	409	17.0
1966	24	171-332	.515	86-143	.601	260	10.8	N/A	N/A	N/A	428	17.8
<b>Totals</b>	<b>68</b>	<b>400-899</b>	<b>.445</b>	<b>225-378</b>	<b>.595</b>	<b>654</b>	<b>9.6</b>	<b>N/A</b>	<b>N/A</b>	<b>N/A</b>	<b>1,025</b>	<b>15.1</b>

**IOWA 82, PENN STATE 53 (Sweet 16)**

March 11, 1955, Evanston, IL

Iowa -- 82					
Name	FG	FT	PF	TP	RB
Davis, F.	6-13	7	2	19	6
Cain	8-13	5	3	21	9
Logan	4-14	0	1	8	5
Scheuerman	1-3	0	1	2	3
Seaberg	6-8	1	1	13	2
Johnson	0-1	0	0	0	1
Schoof	2-4	2	0	6	5
George	3-5	1	1	7	4
Ridley	1-4	0	1	2	4
Martel	0-3	1	0	1	1
Hawthorne	1-3	1	0	3	1
Duncan	0-0	0	1	0	1
<b>Totals</b>	<b>32-71</b>	<b>18</b>	<b>11</b>	<b>82</b>	<b>42</b>
FG%:	.459				

Penn State -- 53					
Name	FG	FT	PF	TP	RB
Weidenhammer	2-7	0	2	4	1
Hoffman	6-18	2	1	14	3
Arnelle	3-15	5	2	11	10
Fields	1-6	1	1	3	5
Blocker	2-9	1	0	5	7
Rohland	0-0	2	0	2	0
Edwards	0-0	0	0	0	1
Ramsey	1-3	1	4	3	2
Marisa	3-7	2	2	8	6
Hartnett	0-3	0	2	0	2
Watts	1-3	0	2	2	1
Hall	0-1	1	0	1	0
<b>Totals</b>	<b>19-72</b>	<b>15</b>	<b>18</b>	<b>53</b>	<b>46</b>

SCORE BY PERIODS		ATTENDANCE: 9,700			
Iowa	39	43	82		
Penn State	25	28	53		

**IOWA 86, MARQUETTE 81 (Elite Eight)**

March 12, 1955, Kansas City, MO

Iowa -- 86					
Name	FG	FT	PF	TP	RB
Davis	2-11	3	2	7	4
Cain	5-14	0	4	10	8
Logan	11-20	9	5	31	15
Seaberg	5-8	2	5	12	5
Scheuerman	3-8	5	2	11	7
Schoof	3-8	2	5	8	7
Johnson, C.	1-1	1	0	3	0
George	1-1	1	1	3	0
Hawthorne	0-0	1	0	1	0
<b>Totals</b>	<b>31-71</b>	<b>24</b>	<b>24</b>	<b>86</b>	<b>46</b>

Marquette -- 81					
Name	FG	FT	PF	TP	RB
Hopfensperger	5-11	6	4	16	0
Schulz	5-11	12	4	22	9
Rand	7-11	3	5	17	12
Bugalski	0-5	7	4	7	6
Walczak	1-7	1	3	3	3
O'Keefe	0-1	0	0	0	2
Wittberger	7-14	2	5	16	6
Vanvooren	0-0	0	0	0	0
Sevcik	0-0	0	1	0	1
<b>Totals</b>	<b>25-61</b>	<b>31</b>	<b>26</b>	<b>81</b>	<b>41</b>

SCORE BY PERIODS		ATTENDANCE: 9,700			
Iowa	46	40	86		
Marquette	33	48	81		

**LASALLE 76, IOWA 73 (Final Four)**

March 18, 1955, Kansas City, MO

Iowa -- 73				
Name	FG	FT	PF	TP
Davis	1	0	2	2
Schoof	3	0	4	6
Cain	8	1	3	17
Logan	7	6	3	20
Seaberg	5	5	2	15
Scheuerman	1	11	3	13
<b>Totals</b>	<b>25</b>	<b>23</b>	<b>17</b>	<b>73</b>

LaSalle -- 76				
Name	FG	FT	PF	TP
O'Malley	1	4	1	6
Maples	1	2	0	4
Singley	5	6	2	16
Blatcher	2	1	5	5
Gola	8	7	4	23
Lewis	5	4	3	14
Greenberg	4	0	4	8
<b>Totals</b>	<b>26</b>	<b>24</b>	<b>19</b>	<b>76</b>

SCORE BY PERIODS		ATTENDANCE: NA		
Iowa	36	37	73	
LaSalle	45	31	76	

**COLORADO 75, IOWA 54 (Final Four Consolation Game)**

March 19, 1955, Kansas City, MO

Iowa -- 54				
Name	FG	FT	PF	TP
Davis	1	0	3	2
Schoof	2	2	3	6
Cain	4	6	2	14
Ridley	0	0	0	0
Duncan	0	0	1	0
Logan	5	7	1	17
George	0	3	3	3
Seaberg	1	2	1	4
Johnson	0	0	3	0
Martel	1	0	2	2
Scheuerman	2	2	3	6
Hawthorne	0	0	1	0
<b>Totals</b>	<b>16</b>	<b>22</b>	<b>23</b>	<b>54</b>

Colorado -- 75				
Name	FG	FT	PF	TP
Jeangerard	5	4	3	14
Walter	0	0	0	0
Ranglos	6	6	4	18
Yardley	0	0	0	0
Halderson	4	4	4	12
Hannah	1	4	1	6
Mock	3	7	3	13
Mansfield	0	0	0	0
Peterson	3	4	2	10
Grant	1	0	0	2
<b>Totals</b>	<b>23</b>	<b>29</b>	<b>17</b>	<b>75</b>

SCORE BY PERIODS		ATTENDANCE: NA		
Iowa	28	26	54	
Colorado	35	40	75	

**IOWA 97, MOREHEAD STATE 83 (Sweet 16)**

March 15, 1956, Iowa City, IA

**Iowa -- 97**

Name	FG	FT	PF	TP	RB
Cain	8-25	12-13	3	28	14
Schoof	5-13	5-8	3	15	11
Logan	6-21	5-8	2	17	11
Seaberg	4-12	1-1	5	9	7
Scheuerman	6-10	2-3	5	14	5
George	0-4	3-8	4	3	3
Hawthorne	0-7	4-4	4	4	0
Martel	1-4	0-2	3	2	4
Sebolt	0-1	0-1	3	0	1
Paul	1-1	1-2	0	3	1
McConnell	0-2	0-0	2	0	1
Schroeder	0-0	2-2	1	2	2
<b>Totals</b>	<b>31-100</b>	<b>35-52</b>	<b>35</b>	<b>97</b>	<b>60</b>
<b>FG%:</b>	<b>.310</b>	<b>FT%:</b>	<b>.673</b>		

**Morehead State -- 83**

Name	FG	FT	PF	TP	RB
Keleher	0-4	3-4	5	3	3
Hamilton	7-18	5-6	5	19	16
Swartz	8-23	4-6	5	20	12
Gaunce	5-14	14-24	3	24	8
Tolle	2-8	2-4	4	6	4
Carroll	1-3	0-0	2	2	1
Richards	0-2	0-0	2	0	1
Jewell	0-2	2-3	1	2	4
Shimfessel	1-4	1-3	5	3	2
Thompson	1-2	2-3	1	4	3
<b>Totals</b>	<b>25-80</b>	<b>33-53</b>	<b>33</b>	<b>83</b>	<b>54</b>
<b>FG%:</b>	<b>.313</b>	<b>FT%:</b>	<b>.623</b>		

**SCORE BY PERIODS**

Iowa	54	43	97
Morehead State	35	48	83

ATTENDANCE: 14,500

**IOWA 89, KENTUCKY 77 (Elite Eight)**

March 17, 1956, Iowa City, IA

**Iowa -- 89**

Name	FG	FT	PF	TP	RB
Cain	12-21	10-11	2	34	9
Schoof	2-6	0-0	3	4	3
Logan	6-18	2-6	3	14	13
Seaberg	2-12	5-5	1	9	11
Scheuerman	8-13	6-9	4	22	5
George	3-10	0-1	3	6	11
Hawthorne	0-0	0-0	0	0	0
Martel	0-0	0-0	0	0	0
Sebolt	0-0	0-0	0	0	0
Paul	0-2	0-0	0	0	2
McConnell	0-1	0-0	2	0	1
<b>Totals</b>	<b>33-83</b>	<b>23-32</b>	<b>18</b>	<b>89</b>	<b>55</b>
<b>FG%:</b>	<b>.398</b>	<b>FT%:</b>	<b>.719</b>		

**Kentucky -- 77**

Name	FG	FT	PF	TP	RB
Bird	9-21	5-9	1	23	24
Grawemeyer	2-10	1-1	4	5	7
Burrow	13-23	5-8	3	31	12
Calvert	3-10	1-1	3	7	6
Hatton	2-4	0-3	2	4	1
Johnson	1-9	1-3	1	3	6
Brewer	2-5	0-0	4	4	1
Collinsworth	0-0	0-0	1	0	0
Cassady	0-0	0-0	0	0	0
<b>Totals</b>	<b>32-82</b>	<b>13-25</b>	<b>19</b>	<b>77</b>	<b>57</b>
<b>FG%:</b>	<b>.398</b>	<b>FT%:</b>	<b>.719</b>		

**SCORE BY PERIODS**

Iowa	49	40	89
Kentucky	38	39	77

ATTENDANCE: 15,375

**IOWA 83, TEMPLE 76 (Final Four)**

March 22, 1956, Evanston, IL

**Iowa -- 83**

Name	FG	FT	PF	TP	RB
Cain	8-20	4-9	1	20	15
Schoof	5-15	8-9	4	18	18
Logan	13-21	10-15	2	36	8
Seaberg	1-7	0-0	4	2	6
Scheuerman	1-2	2-2	4	4	2
Martel	1-4	1-3	0	3	2
<b>Totals</b>	<b>29-70</b>	<b>25-38</b>	<b>15</b>	<b>83</b>	<b>51</b>
<b>FG%:</b>	<b>.414</b>	<b>FT%:</b>	<b>.658</b>		

**Temple -- 76**

Name	FG	FT	PF	TP	RB
Norman	1-8	0-2	4	2	17
Reinfeld	1-6	0-0	2	2	2
Fleming	1-4	0-0	1	4	2
Cohen	3-7	0-1	5	6	12
VanPatton	1-4	0-1	4	2	5
Rodgers	12-29	4-9	3	28	7
Lear	15-30	2-4	4	32	2
<b>Totals</b>	<b>35-88</b>	<b>6-17</b>	<b>23</b>	<b>76</b>	<b>47</b>
<b>FG%:</b>	<b>.398</b>	<b>FT%:</b>	<b>.353</b>		

**SCORE BY PERIODS**

Iowa	39	44	83
Temple	36	40	76

ATTENDANCE: 10,525

**SAN FRANCISCO 83, IOWA 71 (National Championship)**

March 23, 1956, Evanston, IL

**Iowa -- 71**

Name	FG	FT	PF	TP	RB
Cain	7-25	3-4	1	17	12
Schoof	5-10	4-4	3	14	9
Logan	5-23	2-2	3	12	15
George	0-0	0-0	0	0	0
Seaberg	5-13	7-10	1	17	4
Martel	0-1	0-0	0	0	0
Scheuerman	4-7	3-4	2	11	7
McConnell	0-0	0-0	0	0	1
<b>Totals</b>	<b>26-81</b>	<b>19-24</b>	<b>10</b>	<b>71</b>	<b>48</b>
<b>FG%:</b>	<b>.325</b>	<b>FT%:</b>	<b>.750</b>		

**San Francisco -- 83**

Name	FG	FT	PF	TP	RB
Boldt	7-15	1-2	4	16	5
Baxter	2-6	0-0	0	4	0
Farmer	0-10	0-0	2	0	12
Preaseau	3-4	1-2	3	7	3
Russell	11-24	4-5	2	26	27
Nelson	0-0	0-0	0	0	0
Perry	6-14	2-2	2	14	4
Bush	0-0	0-0	0	0	0
Brown	6-14	4-4	0	16	9
Payne	0-0	0-0	0	0	0
<b>Totals</b>	<b>35-87</b>	<b>13-15</b>	<b>13</b>	<b>83</b>	<b>60</b>
<b>FG%:</b>	<b>.402</b>	<b>FT%:</b>	<b>.813</b>		

**SCORE BY PERIODS**

Iowa	33	38	71
San Francisco	38	45	83

ATTENDANCE: N/A

**JACKSONVILLE 104, IOWA 103 (Sweet 16)**

March 12, 1970, Columbus, OH

**Iowa -- 103**

Name	FG	FT	PF	RB	TP
Vidnovic	8-13	8-11	3	8	24
Johnson	9-19	1-3	3	8	19
Jensen	1-8	2-3	3	4	4
Brown	13-23	1-2	3	4	27
Calabria	7-12	7-8	4	8	21
McGilmer	4-8	0-2	4	3	8
Grabinski	0-0	0-2	0	2	0
Team				9	
<b>Totals</b>	<b>42-83</b>	<b>19-31</b>	<b>20</b>	<b>46</b>	<b>103</b>
FG%:	.506	FT%:	.612		

**Jacksonville -- 104**

Name	FG	FT	PF	RB	TP
Blevins	0-1	0-0	3	1	0
Burrows	11-12	1-2	3	9	23
Gilmore	13-24	4-7	5	17	30
Wedeking	2-8	1-3	1	4	5
Morgan	9-14	5-9	4	4	23
Dublin	2-8	0-0	5	2	4
Nelson	6-7	6-6	1	9	18
McIntyre	0-1	1-2	0	1	1
Baldwin	0-1	0-0	1	0	0
Team				4	
<b>Totals</b>	<b>43-76</b>	<b>18-29</b>	<b>23</b>	<b>51</b>	<b>104</b>
FG%:	.565	FT%:	.620		

**SCORE BY PERIODS**

Iowa	49	54	103
Jacksonville	50	54	104

ATTENDANCE: 13,937

**IOWA 121, NOTRE DAME 106 (Sweet 16 Consolation)**

March 14, 1970, Columbus, OH

**Iowa -- 121**

Name	FG	FT	PF	RB	TP
Vidnovic	7-14	10-10	1	11	24
Johnson	14-31	3-3	3	9	31
Jensen	2-2	1-1	1	7	5
Brown	8-16	0-0	3	6	16
Calabria	15-22	1-2	3	8	31
McGilmer	6-9	0-0	3	6	12
Schultz	0-1	0-0	0	0	0
Hodge	0-0	2-2	0	0	2
Grabinski	0-1	0-1	1	0	0
Hazley	0-1	0-0	0	1	0
Miller	0-1	0-0	0	1	0
Team				3	
<b>Totals</b>	<b>52-98</b>	<b>17-19</b>	<b>15</b>	<b>52</b>	<b>121</b>
FG%:	.530	FT%:	.894		

**Notre Dame -- 106**

Name	FG	FT	PF	RB	TP
Jones	12-24	0-0	3	8	24
Carr	21-39	3-4	2	10	45
Catlett	3-10	1-1	2	6	7
O'Connell	1-3	0-0	1	0	2
Meehan	1-3	1-1	0	1	3
Ziznewski	2-6	3-4	2	10	7
Sinnott	2-5	6-6	2	3	10
Hinga	2-5	2-2	1	2	6
Gallagher	1-2	0-0	0	2	2
Team				8	
<b>Totals</b>	<b>45-97</b>	<b>16-18</b>	<b>13</b>	<b>50</b>	<b>106</b>
FG%:	.463	FT%:	.888		

**SCORE BY PERIODS**

Iowa	75	46	121
Notre Dame	42	64	106

ATTENDANCE: 13,865

**TOLEDO 74, IOWA 72 (2nd Round)**

March 10, 1979, Bloomington, IN

**Iowa -- 72**

Name	FG	FT	RB	PF	TP	A	TO	BK	S	MIN
Mayfield	8-11	3-8	5	4	19	1	0	1	1	28
Boyle	2-9	3-6	4	2	7	0	3	0	1	34
Waite	1-2	0-0	3	3	2	0	0	1	0	22
Lester	9-13	5-6	4	4	23	6	3	1	2	38
Peth	1-3	1-2	2	5	3	2	1	0	0	23
Krafcsin	2-4	2-5	6	5	6	2	2	0	1	18
Norman	4-8	0-0	0	5	8	1	2	0	0	17
Brookins	2-3	0-0	2	3	4	0	1	0	0	10
Arnold	0-2	0-0	1	0	0	2	0	0	0	10
Team				6						
<b>Totals</b>	<b>29-55</b>	<b>14-27</b>	<b>33</b>	<b>31</b>	<b>72</b>	<b>14</b>	<b>12</b>	<b>3</b>	<b>5</b>	<b>200</b>
FG%:	.527	FT%:	.519							

**Toledo -- 74**

Name	FG	FT	RB	PF	TP	A	TO	BK	S	MIN
Swaney	5-12	2-2	4	4	12	0	2	1	0	16
Appel	2-4	0-0	3	2	4	1	0	0	0	24
Miller	5-8	8-17	14	4	18	4	2	0	1	40
Joplin	3-7	9-11	0	4	15	3	2	0	3	32
Lehman	2-4	6-8	5	2	10	3	5	0	0	35
Selgo	2-4	2-2	4	5	6	2	1	0	1	23
Knuckles	3-4	1-1	2	2	7	0	6	0	0	15
Garwood	0-0	0-0	0	1	0	0	1	0	0	1
Montague	1-2	0-0	1	0	2	0	0	0	0	14
Team				11						
<b>Totals</b>	<b>23-45</b>	<b>28-41</b>	<b>41</b>	<b>24</b>	<b>74</b>	<b>13</b>	<b>19</b>	<b>1</b>	<b>5</b>	<b>200</b>
FG%:	.511	FT%:	.683							

**SCORE BY PERIODS**

Iowa	41	31	72
Toledo	29	45	74

ATTENDANCE, 8,500

**IOWA 86, VCU 72 (1st Round)**

March 6, 1980, Greensboro, NC

**Iowa -- 86**

Name	FG	FT	RB	PF	TP	A	TO	BK	S	MIN
Boyle	8-14	1-3	8	3	17	4	2	0	1	39
Waite	7-14	3-4	10	3	17	2	3	0	1	34
Krafcsin	5-9	0-1	9	3	10	5	4	1	1	32
Lester	4-8	9-13	1	2	17	8	1	0	0	32
Arnold	8-12	7-8	4	3	23	4	0	0	2	36
Hansen	0-0	0-0	1	1	0	1	2	1	0	8
Brookins	1-3	0-0	6	2	2	1	1	1	0	16
Heller	0-0	0-0	0	0	0	0	0	0	0	1
Darsee	0-0	0-0	0	0	0	0	0	0	0	1
Grogan	0-0	0-0	0	0	0	0	0	0	0	1
Team				4						
<b>Totals</b>	<b>33-60</b>	<b>20-29</b>	<b>43</b>	<b>17</b>	<b>86</b>	<b>25</b>	<b>13</b>	<b>3</b>	<b>5</b>	<b>200</b>
FG%:	.550	FT%:	.690							

**Virginia Commonwealth -- 72**

Name	FG	FT	RB	PF	TP	A	TO	BK	S	MIN
Kottak	4-9	2-2	3	5	10	2	0	0	1	33
McCray	9-18	0-1	11	4	18	1	2	2	1	37
Jones	2-5	1-1	7	3	5	0	4	1	0	27
Knight	6-19	1-1	7	4	13	5	2	0	2	33
Sherod	5-11	4-7	3	4	14	5	2	0	2	40
Harris	0-1	2-2	0	2	2	0	0	0	0	5
Stancel	5-7	0-0	3	2	10	1	0	0	0	21
Shropshire	0-0	0-0	0	1	0	0	0	0	0	2
Ringo	0-0	0-0	0	0	0	0	0	0	0	1
Bates	0-0	0-0	0	0	0	0	0	0	0	1
Team				4						
<b>Totals</b>	<b>31-70</b>	<b>10-14</b>	<b>34</b>	<b>25</b>	<b>72</b>	<b>14</b>	<b>10</b>	<b>3</b>	<b>6</b>	<b>200</b>
FG%:	.433	FT%:	.714							

**SCORE BY PERIODS**

Iowa	39	47	86
VCU	28	44	72

ATTENDANCE: 6,865

**IOWA 77, N.C. STATE 64 (2nd Round)**

March 8, 1980, Greensboro, NC

**Iowa -- 77**

Name	FG	FT	RB	PF	TP	A	TO	BK	S	MIN
Boyle	3-5	3-5	7	3	9	3	1	0	2	33
Waite	0-4	3-5	4	1	3	0	2	0	0	33
Kraficisin	0-2	7-8	4	1	7	1	1	1	0	18
Lester	6-10	5-6	0	4	17	4	3	0	1	28
Arnold	6-11	6-8	4	1	18	2	0	1	0	39
Hansen	2-5	0-0	2	2	4	3	1	0	1	17
Brookins	7-7	3-5	2	2	17	0	2	2	0	31
Heller	1-1	0-0	0	0	2	0	0	0	0	1
Team			7							
<b>Totals</b>	<b>25-45</b>	<b>27-37</b>	<b>30</b>	<b>14</b>	<b>77</b>	<b>13</b>	<b>10</b>	<b>4</b>	<b>4</b>	<b>200</b>
FG%:	.556		FT%:	.730						

**North Carolina State -- 64**

Name	FG	FT	RB	PF	TP	A	TO	BK	S	MIN
Whitney	5-16	0-2	11	5	10	4	2	1	0	35
Bailey	0-3	2-2	3	3	2	0	1	0	1	23
Watts	6-6	0-0	4	2	12	1	2	2	0	24
Austin	9-18	0-0	1	4	18	0	3	0	0	23
Lowe	1-3	3-4	0	3	5	10	2	0	1	33
Matthews	3-6	0-0	0	1	6	0	1	0	0	19
Jones	2-4	0-1	4	3	4	2	2	0	1	28
Parzych	0-0	0-0	0	0	0	0	0	0	0	2
Whittenburg	2-4	0-0	1	1	4	0	0	0	0	7
Perry	0-0	0-0	0	0	0	0	0	0	0	2
Nevitt	1-1	0-0	1	3	2	0	0	1	0	3
Weber	0-0	1-1	0	0	1	2	0	0	0	1
Team			4							
<b>Totals</b>	<b>29-61</b>	<b>6-10</b>	<b>29</b>	<b>25</b>	<b>64</b>	<b>19</b>	<b>13</b>	<b>4</b>	<b>3</b>	<b>200</b>
FG%:	.415		FT%:	.600						

**SCORE BY PERIODS**

Iowa	26	51	77
NC State	29	35	64

ATTENDANCE: 13,210

**IOWA 88, SYRACUSE 77 (Sweet 16)**

March 14, 1980, Philadelphia, PA

**Iowa -- 88**

Name	FG	FT	RB	PF	TP	A	TO	BK	S	MIN
Brookins	5-10	11-12	5	4	21	2	1	2	0	31
Boyle	8-12	2-2	5	3	18	0	3	0	0	40
Kraficisin	6-9	2-2	3	5	14	1	0	1	1	23
Lester	3-10	3-5	3	1	9	7	3	0	2	35
Arnold	2-7	8-13	5	1	12	5	1	0	2	35
Hansen	1-2	2-2	1	4	4	3	1	0	0	15
Waite	4-5	2-3	5	2	10	0	3	2	0	21
Team			4							
<b>Totals</b>	<b>29-55</b>	<b>30-39</b>	<b>31</b>	<b>20</b>	<b>88</b>	<b>18</b>	<b>12</b>	<b>5</b>	<b>5</b>	<b>200</b>
FG%:	.527		FT%:	.760						

**Syracuse -- 77**

Name	FG	FT	RB	PF	TP	A	TO	BK	S	MIN
Stantifer	5-9	4-4	3	4	14	1	3	0	1	31
Orr	10-17	5-5	16	2	25	8	5	0	0	39
Bouie	7-8	4-5	3	5	18	0	2	2	0	19
Moss	4-7	0-0	1	5	8	3	2	0	2	29
Headd	0-7	0-0	3	2	0	3	2	0	0	26
Bruin	1-5	0-0	3	3	2	2	1	0	1	21
Cohen	0-2	0-0	1	4	0	2	1	0	1	13
Schayes	2-7	6-9	2	3	10	1	1	0	0	22
Team			5							
<b>Totals</b>	<b>29-62</b>	<b>19-23</b>	<b>37</b>	<b>28</b>	<b>77</b>	<b>20</b>	<b>17</b>	<b>2</b>	<b>5</b>	<b>200</b>
FG%:	.468		FT%:	.826						

**SCORE BY PERIODS**

Iowa	40	48	88
Syracuse	33	44	77

ATTENDANCE: 17,569

**IOWA 81, GEORGETOWN 80 (Elite Eight)**

March 16, 1980, Philadelphia, PA

**Iowa -- 81**

Name	FG	FT	RB	PF	TP	A	TO	BK	S	MIN
Brookins	10-17	2-2	4	1	22	0	1	1	1	39
Boyle	7-11	0-0	3	4	14	4	1	0	1	34
Kraficisin	1-2	0-1	3	2	2	1	0	1	0	21
Lester	2-7	4-4	2	3	8	9	0	0	1	39
Arnold	5-8	2-2	2	1	12	3	1	0	1	32
Waite	4-4	7-7	4	3	15	2	2	0	0	22
Hansen	2-2	4-4	1	1	8	1	1	0	0	13
Team			2							
<b>Totals</b>	<b>31-51</b>	<b>19-20</b>	<b>21</b>	<b>15</b>	<b>81</b>	<b>20</b>	<b>6</b>	<b>2</b>	<b>4</b>	<b>200</b>
FG%:	.608		FT%:	.950						

**Georgetown -- 80**

Name	FG	FT	RB	PF	TP	A	TO	BK	S	MIN
Dutch	1-4	0-0	3	3	2	0	0	0	0	12
Shelton	7-10	2-3	5	5	16	0	1	1	0	32
Hancock	2-3	0-0	1	1	4	0	1	0	0	12
Floyd	11-14	9-10	3	0	31	2	1	0	1	36
Doren	5-9	0-0	3	2	10	8	4	0	1	36
Smith	2-5	0-0	0	1	4	2	1	0	0	28
Frazier	4-5	1-1	3	4	9	0	1	0	1	15
Fenlon	0-1	0-0	0	1	0	1	1	0	0	6
Spriggs	0-2	2-2	2	2	2	0	1	1	0	15
Bullis	1-2	0-0	1	0	2	0	0	0	0	6
Team			3							
<b>Totals</b>	<b>33-55</b>	<b>14-16</b>	<b>24</b>	<b>19</b>	<b>80</b>	<b>13</b>	<b>10</b>	<b>2</b>	<b>3</b>	<b>200</b>
FG%:	.620		FT%:	.875						

**SCORE BY PERIODS**

Iowa	32	49	81
Georgetown	42	38	80

ATTENDANCE: 15,981

**LOUISVILLE 80, IOWA 72 (Final Four)**

March 22, 1980, Indianapolis, IN

**Iowa -- 72**

Name	FG	FT	RB	PF	TP	A	TO	BK	S	MIN
Brookins	6-18	2-2	6	5	14	2	2	0	1	33
Boyle	0-8	0-0	7	2	0	5	4	0	2	38
Kraficisin	4-5	4-4	3	5	12	0	1	1	0	32
Lester	4-4	2-2	1	2	10	1	0	0	0	12
Arnold	9-17	2-2	3	1	20	5	1	0	1	39
Waite	4-6	1-1	2	5	9	0	3	0	2	29
Hansen	2-8	3-4	4	2	7	4	0	0	1	17
Gannon	0-0	0-0	0	0	0	0	0	0	0	1
Henry	0-0	0-0	0	1	0	0	0	0	0	1
Team			4							
<b>Totals</b>	<b>29-66</b>	<b>14-15</b>	<b>26</b>	<b>23</b>	<b>72</b>	<b>17</b>	<b>11</b>	<b>1</b>	<b>7</b>	<b>200</b>
FG%:	.439		FT%:	.933						

**Louisville -- 80**

Name	FG	FT	RB	PF	TP	A	TO	BK	S	MIN
Brown	1-3	0-2	5	4	2	2	4	0	0	29
Smith	3-7	7-8	8	2	13	2	1	0	0	37
McCray	5-7	4-4	9	2	14	3	2	2	2	37
Eaves	2-4	4-5	4	1	8	1	1	0	0	22
Griffith	14-21	6-8	5	1	34	6	4	2	3	36
Wright	1-2	0-0	3	1	2	1	1	0	0	15
Burkman	2-3	3-4	2	3	7	0	5	0	1	22
Branch	0-0	0-0	0	0	0	0	0	0	0	2
Deuser	0-0	0-0	0	0	0	0	0	0	0	1
Cleveland	0-0	0-0	0	0	0	0	0	0	0	1
Pulliam	0-0	0-0	0	0	0	0	0	0	0	1
Team			5							
<b>Totals</b>	<b>28-47</b>	<b>24-31</b>	<b>36</b>	<b>14</b>	<b>80</b>	<b>15</b>	<b>18</b>	<b>4</b>	<b>6</b>	<b>200</b>
FG%:	.596		FT%:	.774						

**SCORE BY PERIODS**

Iowa	29	43	72
Louisville	34	46	80

ATTENDANCE: 16,637



**PURDUE 75, IOWA 58 (Final Four Consolation Game)**  
**March 24, 1980, Indianapolis, IN**

Iowa -- 58										
Name	FG	FT	RB	PF	TP	A	TO	BK	S	MIN
Brookins	2-6	0-1	6	5	4	2	2	1	0	20
Waite	3-5	2-5	7	4	8	1	3	1	1	27
Krafcsin	2-8	2-2	6	5	6	1	3	0	1	24
Arnold	8-14	3-5	2	2	19	3	6	0	1	40
Boyle	3-8	3-4	7	4	9	2	3	0	1	36
Hansen	4-13	2-2	4	4	10	3	2	0	1	30
Gannon	1-8	0-0	3	0	2	0	0	0	0	15
Heller	0-2	0-0	1	1	0	0	0	0	0	4
Henry	0-1	0-0	1	1	0	0	1	1	0	4
Grogan	0-0	0-0	0	0	0	0	0	0	0	1
Arens	0-0	0-0	0	0	0	0	0	0	0	1
Darsee	0-0	0-0	0	0	0	0	0	0	0	1
Team			3							
<b>Totals</b>	<b>23-65</b>	<b>12-19</b>	<b>40</b>	<b>26</b>	<b>58</b>	<b>12</b>	<b>20</b>	<b>3</b>	<b>5</b>	<b>200</b>
	<b>FG%:</b>	<b>.354</b>	<b>FT%:</b>	<b>.632</b>						

Purdue -- 75										
Name	FG	FT	RB	PF	TP	A	TO	BK	S	MIN
Morris	3-3	1-1	1	3	7	3	5	0	1	22
Hallman	4-9	0-3	3	3	8	2	2	0	2	35
Carroll	14-17	7-11	12	3	35	2	7	4	0	37
Edmonson	6-11	5-8	4	2	17	3	4	2	1	35
Walker	0-1	0-0	5	3	0	4	5	0	2	20
Stallings	1-3	2-2	1	1	4	3	0	0	1	12
Walker	1-3	2-3	4	2	4	4	0	0	1	26
Barnes	0-2	0-0	1	0	0	0	0	0	0	5
Others	0-2	0-0	1	3	0	1	0	0	0	8
Team			4							
<b>Totals</b>	<b>29-49</b>	<b>17-28</b>	<b>36</b>	<b>20</b>	<b>75</b>	<b>22</b>	<b>23</b>	<b>6</b>	<b>8</b>	<b>200</b>
	<b>FG%:</b>	<b>.592</b>	<b>FT%:</b>	<b>.607</b>						

SCORE BY PERIODS				ATTENDANCE: 16,637	
Iowa	27	31	58		
Purdue	32	43	75		

**WICHITA STATE 60, IOWA 56 (2nd Round)**  
**March 15, 1981, Wichita, KS**

Iowa -- 56										
Name	FG	FT	RB	PF	TP	A	TO	BK	S	MIN
Brookins	6-8	4-6	3	3	16	3	2	0	2	35
Waite	2-4	1-1	3	4	3	0	2	0	0	19
Krafcsin	6-13	1-3	7	5	13	0	1	0	2	24
Arnold	5-10	2-2	1	0	12	2	3	0	0	35
Boyle	2-10	0-0	1	5	4	3	3	0	4	35
Carfino	0-1	0-0	1	1	0	0	0	0	0	10
Johnson	1-2	0-0	1	0	2	0	0	0	0	4
Hansen	1-1	0-0	2	2	2	2	3	0	0	14
Gannon	1-5	0-0	6	3	2	0	1	0	1	24
Team			1							
<b>Totals</b>	<b>24-54</b>	<b>8-12</b>	<b>26</b>	<b>23</b>	<b>56</b>	<b>10</b>	<b>15</b>	<b>0</b>	<b>10</b>	<b>200</b>
	<b>FG%:</b>	<b>.444</b>	<b>FT%:</b>	<b>.667</b>						

Wichita State -- 60										
Name	FG	FT	RB	PF	TP	A	TO	BK	S	MIN
Carr	6-15	8-10	12	3	20	1	3	5	3	39
Jackson	2-5	0-0	3	4	4	2	4	0	1	35
Levingston	10-18	5-8	16	2	25	1	5	0	0	39
Smithson	1-2	4-6	2	3	6	5	2	0	1	40
Martin	2-4	0-0	1	3	4	1	2	0	0	11
Gibbs	0-2	0-0	1	2	0	2	2	0	0	12
Jones	0-1	1-2	2	1	1	0	2	0	0	9
Papke	0-2	0-0	0	2	0	1	0	0	0	14
Denny	0-0	0-0	0	0	0	0	0	0	0	1
Team			2							
<b>Totals</b>	<b>21-49</b>	<b>18-26</b>	<b>39</b>	<b>20</b>	<b>60</b>	<b>13</b>	<b>20</b>	<b>5</b>	<b>5</b>	<b>200</b>
	<b>FG%:</b>	<b>.428</b>	<b>FT%:</b>	<b>.692</b>						

SCORE BY PERIODS				ATTENDANCE: 10,666	
Iowa	36	20	56		
Wichita State	25	35	60		

**IOWA 70, NORTHEAST LOUISIANA 63 (1st Round)**  
**March 12, 1982, Pullman, WA**

Iowa -- 70										
Name	FG	FT	RB	PF	TP	A	TO	BK	S	MIN
Boyle	4-8	3-3	6	5	11	2	0	1	0	32
Payne	0-6	1-4	14	4	1	0	4	1	0	30
Stokes	5-10	1-2	6	3	11	0	3	3	1	21
Hansen	7-14	5-5	4	4	19	2	7	1	2	31
Arnold	5-9	4-4	4	3	14	1	2	0	0	39
Carfino	4-5	4-4	0	2	12	5	2	0	1	31
Anderson	0-0	0-0	0	0	0	0	0	0	0	1
Gannon	1-5	0-0	2	1	2	2	1	0	0	15
Team			5							
<b>Totals</b>	<b>26-57</b>	<b>18-22</b>	<b>41</b>	<b>22</b>	<b>70</b>	<b>12</b>	<b>19</b>	<b>6</b>	<b>4</b>	<b>200</b>
	<b>FG%:</b>	<b>.456</b>	<b>FT%:</b>	<b>.818</b>						

Northeast Louisiana -- 63										
Name	FG	FT	RB	PF	TP	A	TO	BK	S	MIN
Wilson	6-15	6-8	10	3	18	1	2	0	1	37
Martin	6-15	4-5	11	1	16	0	4	0	0	40
Morris	5-16	5-6	7	4	15	0	4	0	1	40
Butler	5-10	0-0	2	3	10	0	2	0	0	36
Richard	2-6	0-0	0	5	4	1	3	0	0	32
Douglas	0-2	0-0	0	0	0	1	0	0	0	5
Dean	0-1	0-1	1	1	0	0	1	0	0	7
Williams	0-0	0-0	1	1	0	0	0	0	0	3
<b>Totals</b>	<b>24-65</b>	<b>15-20</b>	<b>38</b>	<b>18</b>	<b>63</b>	<b>3</b>	<b>16</b>	<b>0</b>	<b>2</b>	<b>200</b>
	<b>FG%:</b>	<b>.369</b>	<b>FT%:</b>	<b>.750</b>						

SCORE BY PERIODS				ATTENDANCE: 9,420	
Iowa	28	42	70		
NE Louisiana	29	34	63		

**IDAHO 69, IOWA 67 -- OT (2nd Round)**  
**March 14, 1982, Pullman, WA**

Iowa -- 67										
Name	FG	FT	RB	PF	TP	A	TO	BK	S	MIN
Hansen	5-12	1-2	4	3	11	1	2	0	0	44
Boyle	5-7	0-0	2	5	10	1	2	0	1	33
Payne	4-11	1-2	7	5	9	4	2	2	0	28
Carfino	4-6	0-0	4	5	8	3	2	0	0	25
Arnold	3-8	2-2	2	3	8	5	1	0	0	45
Berkenpas	1-2	0-0	0	0	2	0	1	0	0	4
Dennard	2-4	2-3	2	1	6	0	0	0	0	11
Anderson	2-4	1-3	2	0	5	1	0	0	0	22
Stokes	2-3	4-7	2	5	8	0	0	0	1	13
Team			9							
<b>Totals</b>	<b>28-57</b>	<b>11-19</b>	<b>34</b>	<b>27</b>	<b>67</b>	<b>15</b>	<b>10</b>	<b>2</b>	<b>2</b>	<b>225</b>
	<b>FG%:</b>	<b>.491</b>	<b>FT%:</b>	<b>.579</b>						

Idaho -- 69										
Name	FG	FT	RB	PF	TP	A	TO	BK	S	MIN
Herbert	1-6	2-2	3	3	4	1	3	0	0	45
Hopson	7-12	7-10	9	3	21	1	2	1	0	45
Smith	7-10	2-3	8	5	16	1	2	1	0	34
Kellerman	5-9	4-6	2	4	14	2	2	0	1	45
Owens	0-5	12-12	1	2	12	4	5	0	0	45
Prigge	0-2	2-2	0	1	2	0	0	0	0	11
Team			9							
<b>Totals</b>	<b>20-44</b>	<b>29-35</b>	<b>33</b>	<b>18</b>	<b>69</b>	<b>9</b>	<b>14</b>	<b>2</b>	<b>1</b>	<b>225</b>
	<b>FG%:</b>	<b>.455</b>	<b>FT%:</b>	<b>.829</b>						

SCORE BY PERIODS				ATTENDANCE: 12,340	
Iowa	23	34	10	67	
Idaho	33	24	12	69	

**IOWA 64, UTAH STATE 59 (1st Round)**

March 18, 1983, Louisville, KY

**Iowa -- 64**

Name	FG	FT	RB	PF	TP	A	TO	BK	S	MIN
Payne	2-9	2-2	10	5	6	1	3	2	1	35
Gannon	2-4	5-8	7	1	9	0	0	0	0	39
Stokes	7-12	3-4	9	4	17	0	3	1	1	31
Carfino	1-5	3-6	0	3	5	3	2	0	5	34
Hansen	8-20	8-8	7	3	24	0	1	0	0	38
Anderson	0-1	3-4	1	0	3	1	0	0	0	10
Banks	0-1	0-0	1	3	0	4	0	0	0	9
Berkenpas	0-2	0-0	0	0	0	1	0	0	0	2
Dennard	0-1	0-0	0	1	0	0	0	0	0	2
Team			1							
<b>Totals</b>	<b>20-55</b>	<b>24-32</b>	<b>36</b>	<b>20</b>	<b>64</b>	<b>10</b>	<b>9</b>	<b>3</b>	<b>7</b>	<b>200</b>
	FG%: .364	FT%: .750								

**Utah State -- 59**

Name	FG	FT	RB	PF	TP	A	TO	BK	S	MIN
McCullough	4-8	4-4	7	4	12	3	4	0	0	33
Ence	3-6	2-3	5	4	8	3	1	0	1	35
Grant	7-15	3-5	10	2	17	3	3	3	0	37
Washington	2-4	0-0	0	5	4	0	5	0	0	27
McMullin	2-6	0-2	4	3	4	1	1	0	0	35
Harries	1-3	0-0	1	2	2	0	3	1	0	9
Peterson	3-3	0-0	2	2	6	0	1	0	0	11
Rotta	1-2	4-5	1	2	6	0	0	0	0	13
Team			2							
<b>Totals</b>	<b>23-47</b>	<b>13-19</b>	<b>32</b>	<b>24</b>	<b>59</b>	<b>10</b>	<b>18</b>	<b>4</b>	<b>1</b>	<b>200</b>
	FG%: .489	FT%: .684								

**SCORE BY PERIODS**

Iowa	30	34	64
Utah State	37	22	59

ATTENDANCE: 12,745

**IOWA 77, MISSOURI 63 (2nd Round)**

March 20, 1983, Louisville, KY

**Iowa -- 77**

Name	FG	FT	RB	PF	TP	A	TO	BK	S	MIN
Payne	7-12	5-6	7	3	19	1	1	1	2	39
Gannon	4-6	3-5	9	2	11	4	1	0	1	38
Stokes	7-11	8-10	6	2	22	2	1	3	0	39
Carfino	3-4	2-3	5	3	8	2	2	0	2	36
Hansen	4-12	7-8	6	3	15	3	5	0	0	37
Banks	1-1	0-1	1	1	2	1	0	0	0	7
Anderson	0-0	0-0	0	0	0	0	0	0	1	1
King	0-0	0-0	0	0	0	0	0	0	0	1
Dennard	0-0	0-0	1	0	0	0	0	0	0	1
Lohaus	0-0	0-0	0	0	0	0	0	0	0	1
Team			1							
<b>Totals</b>	<b>26-46</b>	<b>25-33</b>	<b>36</b>	<b>14</b>	<b>77</b>	<b>13</b>	<b>10</b>	<b>4</b>	<b>6</b>	<b>200</b>
	FG%: .565	FT%: .758								

**Missouri -- 63**

Name	FG	FT	RB	PF	TP	A	TO	BK	S	MIN
Cavener	4-9	1-2	10	4	9	1	4	0	1	37
Jones	2-4	2-2	5	4	6	2	0	0	0	24
Stipanovich	3-11	0-0	8	5	6	1	2	1	1	33
Bridges	5-7	0-1	2	4	10	2	2	0	0	35
Sundvold	14-24	1-2	1	3	29	2	2	0	0	39
Dressler	0-4	0-0	1	2	0	2	0	0	1	18
Walker	0-0	0-0	0	0	0	0	0	0	0	1
Moody	0-2	0-2	0	3	0	1	0	0	0	10
Roundtree	0-0	0-0	0	0	0	0	0	0	0	1
Laurie	1-1	1-2	0	0	3	0	0	0	0	1
Musser	0-0	0-0	1	0	0	0	0	0	0	1
<b>Totals</b>	<b>29-62</b>	<b>5-11</b>	<b>28</b>	<b>25</b>	<b>63</b>	<b>11</b>	<b>10</b>	<b>1</b>	<b>3</b>	<b>200</b>
	FG%: .468	FT%: .455								

**SCORE BY PERIODS**

Iowa	32	45	77
Missouri	20	43	63

ATTENDANCE: 14,105

**VILLANOVA 55, IOWA 54 (Sweet 16)**

March 25, 1983, Kansas City, MO

**Iowa -- 54**

Name	FG	FT	RB	PF	TP	A	TO	BK	S	MIN
Payne	1-6	1-2	2	5	3	1	2	0	0	24
Gannon	2-5	0-0	1	3	4	0	1	0	2	30
Stokes	10-15	2-4	11	3	22	1	3	1	2	39
Carfino	1-7	0-0	5	3	2	5	1	0	4	39
Hansen	9-15	3-4	8	2	21	3	2	0	0	40
Banks	1-4	0-1	2	0	2	0	1	1	1	23
Anderson	0-1	0-0	0-0	0	0	1	0	0	0	5
Team			1							
<b>Totals</b>	<b>24-53</b>	<b>6-11</b>	<b>30</b>	<b>16</b>	<b>54</b>	<b>10</b>	<b>10</b>	<b>2</b>	<b>9</b>	<b>200</b>
	FG%: .453	FT%: .545								

**Villanova -- 55**

Name	FG	FT	RB	PF	TP	A	TO	BK	S	MIN
Pressley	1-5	0-0	3	0	2	3	1	1	1	24
Pickney	2-6	4-4	11	4	8	3	1	1	2	38
Pinone	6-12	6-6	9	4	18	1	3	1	1	39
Gringer	5-9	1-4	1	1	11	4	4	0	1	39
McClain	5-9	0-0	1	3	10	1	3	0	1	30
McLain	0-1	2-2	0	2	2	0	1	0	0	9
Hulquin	2-2	0-0	1	4	4	1	0	0	0	11
Dobbs	0-0	0-0	0	0	0	0	0	0	0	1
Team			1							
<b>Totals</b>	<b>21-44</b>	<b>13-16</b>	<b>27</b>	<b>18</b>	<b>55</b>	<b>13</b>	<b>13</b>	<b>3</b>	<b>6</b>	<b>200</b>
	FG%: .477	FT%: .813								

**SCORE BY PERIODS**

Iowa	24	30	54
Villanova	24	31	55

ATTENDANCE: 17,036

**ARKANSAS 63, IOWA 54 (1st Round)**

March 14, 1985, Salt Lake City, UT

**Iowa -- 54**

Name	FG	FT	RB	PF	TP	A	TO	BK	S	MIN
Payne	1-4	0-0	4	2	2	1	2	1	3	33
Lorenzen	1-3	0-2	3	3	2	0	2	0	1	21
Stokes	6-12	2-2	8	5	14	2	5	0	0	32
Banks	3-8	0-1	5	3	6	6	3	0	2	35
Berkenpas	8-17	0-0	2	3	16	2	0	0	4	31
Wright	5-7	4-7	5	3	14	2	3	0	1	25
Reaves	0-2	0-0	0	1	0	1	0	0	1	8
Jones	0-1	0-2	1	2	0	1	0	0	0	3
Moe	0-2	0-0	0	0	0	2	0	0	0	7
Morgan	0-1	0-0	0	0	0	0	1	0	0	1
Snedeker	0-0	0-0	1	1	0	0	0	0	0	3
Hill	0-0	0-0	0	1	0	1	0	0	0	1
Team			4							
<b>Totals</b>	<b>24-57</b>	<b>6-15</b>	<b>33</b>	<b>24</b>	<b>54</b>	<b>18</b>	<b>16</b>	<b>1</b>	<b>12</b>	<b>200</b>
	FG%: .421	FT%: .400								

**Arkansas -- 63**

Name	FG	FT	RB	PF	TP	A	TO	BK	S	MIN
Mills	2-6	6-8	3	4	10	5	7	0	1	27
Balentine	6-7	2-2	8	4	14	3	1	0	3	39
Kleine	10-17	5-8	14	3	25	0	3	0	2	38
Hutchinson	0-3	4-7	3	3	4	5	3	0	2	30
Freeman	3-5	0-0	4	0	6	2	2	0	1	28
Rehl	1-2	0-0	0	2	2	1	0	0	0	6
Irvin	1-6	0-0	1	0	2	0	0	0	0	14
Moore	0-0	0-0	1	0	0	0	0	0	0	9
Lang	0-0	0-2	0	2	0	0	1	1	0	8
Poerschke	0-0	0-0	0	0	0	0	0	0	1	1
Team			5							
<b>Totals</b>	<b>23-46</b>	<b>17-27</b>	<b>39</b>	<b>18</b>	<b>63</b>	<b>16</b>	<b>17</b>	<b>1</b>	<b>10</b>	<b>200</b>
	FG%: .500	FT%: .629								

**SCORE BY PERIODS**

Iowa	33	21	54
Arkansas	26	37	63

ATTENDANCE: 6,928

**N.C. STATE 66, IOWA 64 (1st Round)**

March 14, 1986, Minneapolis, MN

Iowa -- 64										
Name	FG	FT	RB	PF	TP	A	TO	BK	S	MIN
Wright	5-8	5-5	7	5	15	1	2	0	1	33
Marble	5-11	5-12	5	3	15	1	1	1	1	36
Lorenzen	3-5	2-4	5	5	8	0	0	0	0	25
Jones	3-7	2-2	1	1	8	1	1	0	1	30
Banks	8-13	0-0	4	2	16	0	1	0	2	40
Moe	1-3	0-1	0	1	2	1	1	0	0	14
Horton	0-0	0-2	1	4	0	0	0	0	1	10
Lohaus	0-1	0-0	1	0	0	0	1	0	0	11
Others	0-0	0-0	0	0	0	0	0	0	0	2
Team			7							
<b>Totals</b>	<b>25-48</b>	<b>14-26</b>	<b>31</b>	<b>21</b>	<b>64</b>	<b>4</b>	<b>7</b>	<b>1</b>	<b>6</b>	<b>200</b>
	FG%: .520	FT%: .538								

North Carolina State -- 66										
Name	FG	FT	RB	PF	TP	A	TO	BK	S	MIN
Bolton	5-7	3-4	6	5	13	2	0	0	0	33
Shackleford	5-10	0-3	8	3	10	0	0	0	1	35
Washburn	8-20	2-7	9	2	18	2	2	0	1	34
McMillan	5-10	5-6	6	4	15	3	4	0	1	40
Myers	2-8	0-0	2	3	4	0	2	0	1	36
Brown	1-2	0-0	2	0	2	0	0	0	0	10
Others	2-4	0-1	2	2	4	1	0	0	1	12
Team			7							
<b>Totals</b>	<b>28-61</b>	<b>10-21</b>	<b>42</b>	<b>19</b>	<b>66</b>	<b>8</b>	<b>8</b>	<b>0</b>	<b>5</b>	<b>200</b>
	FG%: .459	FT%: .476								

SCORE BY PERIODS				ATTENDANCE: 27,444		
Iowa		39	25	64		
NC State		36	30	66		

**IOWA 99, SANTA CLARA 76 (1st Round)**

March 13, 1987, Tucson, AZ

Iowa -- 99											
Name	FG	3-PT	FT	RB	PF	TP	A	TO	BK	S	MIN
Wright	1-4	0-0	2-4	3	3	4	0	2	0	1	18
Marble	8-10	0-2	0-0	7	1	16	2	2	1	2	22
Lohaus	2-4	0-1	2-2	1	0	6	1	1	0	0	18
Armstrong	1-3	0-1	0-0	1	1	2	4	1	0	2	18
Gamble	8-8	0-0	2-2	1	2	18	1	0	0	2	18
Moe	3-5	2-3	4-4	4	3	12	1	2	0	0	17
Horton	4-7	0-0	3-4	2	2	11	1	1	0	1	14
Jones	0-4	0-0	4-6	5	2	4	1	1	0	2	15
Lorenzen	4-6	0-1	0-0	4	3	8	1	1	0	1	16
Reaves	2-2	0-0	5-6	3	1	9	0	4	0	1	14
Hill	0-2	0-0	1-2	4	1	1	1	2	0	0	9
Morgan	2-4	0-0	0-0	3	2	4	0	2	0	1	11
Jepsen	1-2	0-0	0-1	3	3	2	0	1	0	0	5
Jewell	1-2	0-0	0-0	0	0	2	1	0	0	0	5
Team				2							
<b>Totals</b>	<b>37-63</b>	<b>2-8</b>	<b>23-31</b>	<b>43</b>	<b>24</b>	<b>99</b>	<b>14</b>	<b>20</b>	<b>1</b>	<b>13</b>	<b>200</b>
	FG%: .587	3-PT%: .250	FT%: .742								

Santa Clara -- 76											
Name	FG	3-PT	FT	RB	PF	TP	A	TO	BK	S	MIN
Gordon	9-14	0-0	6-6	6	3	24	0	3	0	0	37
Moody	0-5	0-2	1-2	2	4	1	1	3	0	0	17
Weiss	2-4	0-0	5-7	2	2	9	1	1	0	0	28
Appiah	1-6	0-0	2-3	2	4	4	2	2	0	0	24
Lane	6-11	2-2	4-4	1	4	18	3	3	0	4	33
Horvath	1-1	0-0	0-0	1	1	2	0	3	0	1	17
Burley	4-12	3-9	0-0	0	3	11	2	4	0	0	20
McPherson	0-2	0-0	0-0	3	1	0	0	1	1	0	13
Others	2-2	1-1	2-4	3	1	7	0	1	0	0	11
Team				3							
<b>Totals</b>	<b>25-57</b>	<b>6-14</b>	<b>20-26</b>	<b>23</b>	<b>23</b>	<b>76</b>	<b>9</b>	<b>21</b>	<b>1</b>	<b>5</b>	<b>200</b>
	FG%: .439	3-PT%: .429	FT%: .769								

SCORE BY PERIODS				ATTENDANCE: 13,214		
Iowa		51	48	99		
Santa Clara		22	54	76		

**IOWA 84, UTEP 82 (2nd Round)**

March 15, 1987, Tucson, AZ

Iowa -- 84											
Name	FG	3-PT	FT	RB	PF	TP	A	TO	BK	S	MIN
Marble	9-14	0-1	10-11	7	1	28	3	4	1	1	36
Gamble	6-9	0-1	2-3	4	3	14	2	3	0	1	32
Lohaus	2-7	2-4	1-2	5	0	7	2	2	1	1	30
Armstrong	5-8	3-4	3-4	2	0	16	1	3	0	0	29
Wright	2-3	0-0	3-5	4	1	7	1	4	1	0	20
Jones	0-0	0-0	0-0	3	0	0	0	2	0	0	7
Moe	2-4	1-3	0-0	0	1	5	1	1	0	0	12
Horton	1-4	0-0	1-2	6	5	3	1	1	0	0	20
Lorenzen	2-2	0-0	0-2	2	1	4	3	0	0	0	10
Reaves	0-0	0-0	0-0	0	0	0	1	0	0	0	4
Team				4							
<b>Totals</b>	<b>29-51</b>	<b>6-13</b>	<b>20-29</b>	<b>37</b>	<b>12</b>	<b>84</b>	<b>15</b>	<b>20</b>	<b>3</b>	<b>3</b>	<b>200</b>
	FG%: .569	3-PT%: .462	FT%: .690								

Texas-El Paso -- 82											
Name	FG	3-PT	FT	RB	PF	TP	A	TO	BK	S	MIN
Sandle	4-6	0-1	0-0	4	5	8	1	0	0	1	24
Gates	4-13	1-4	1-2	3	4	10	1	1	0	1	31
Richmond	6-11	0-0	6-7	5	2	18	0	1	1	2	29
Hardaway	5-7	1-1	0-0	2	3	11	6	0	1	2	29
Jackson	7-17	2-5	0-1	1	2	16	3	2	0	5	30
Blocker	4-12	1-2	0-2	2	3	9	4	2	0	1	23
Campbell	5-9	0-0	0-0	5	2	10	1	3	0	0	25
Stallworth	0-0	0-0	0-0	0	2	0	0	1	0	1	7
Davis	0-1	0-0	0-0	1	0	0	0	1	0	0	2
Team				5							
<b>Totals</b>	<b>35-76</b>	<b>5-13</b>	<b>7-12</b>	<b>28</b>	<b>23</b>	<b>82</b>	<b>16</b>	<b>11</b>	<b>2</b>	<b>13</b>	<b>200</b>
	FG%: .461	3-PT%: .385	FT%: .583								

SCORE BY PERIOD				ATTENDANCE: 13,214		
Iowa		38	46	84		
Texas-El Paso		42	40	82		

**IOWA 93, OKLAHOMA 91 -- OT (Sweet 16)**

March 20, 1987, Seattle, WA

Iowa -- 93											
Name	FG	3-PT	FT	RB	PF	TP	A	TO	BK	S	MIN
Marble	4-13	0-0	3-5	7	2	11	2	5	0	0	43
Lohaus	4-8	1-2	0-0	5	2	9	3	1	1	1	33
Wright	4-9	0-0	2-2	5	5	10	1	0	1	0	26
Armstrong	4-8	2-4	6-6	3	1	16	10	2	0	1	38
Gamble	11-13	2-2	2-6	3	1	26	4	1	1	2	31
Jones	0-0	0-0	0-0	0	1	0	0	0	0	0	1
Moe	2-8	0-3	1-2	3	1	5	0	1	0	0	18
Horton	2-5	0-0	2-2	4	4	6	1	3	0	2	19
Lorenzen	3-5	0-0	4-4	5	3	10	0	2	0	0	10
Reaves	0-0	0-0	0-0	1	0	0	0	0	0	0	6
Team				6							
<b>Totals</b>	<b>34-69</b>	<b>5-11</b>	<b>20-27</b>	<b>42</b>	<b>20</b>	<b>93</b>	<b>21</b>	<b>15</b>	<b>3</b>	<b>6</b>	<b>225</b>
	FG%: .493	3-PT%: .455	FT%: .741								

Oklahoma -- 91											
Name	FG	3-PT	FT	RB	PF	TP	A	TO	BK	S	MIN
Kennedy	8-16	0-0	0-1	3	4	16	4	2	0	1	40
Johnson	8-12	0-0	4-8	12	3	20	0	4	0	1	36
Grant	6-12	0-0	3-3	7	4	15	1	2	3	0	36
Grace	2-4	0-2	2-2	0	4	6	8	1	0	7	26
McCalister	9-18	7-11	1-5	6	2	26	3	3	0	4	45
King	1-4	0-0	0-1	2	2	2	0	0	2	1	13
Watson	0-0	0-0	0-0	0	1	0	0	0	0	0	4
Sieger	2-6	0-1	2-4	3	1	6	5	1	0	0	25
Team				7							
<b>Totals</b>	<b>36-72</b>	<b>7-14</b>	<b>12-24</b>	<b>40</b>	<b>21</b>	<b>91</b>	<b>21</b>	<b>13</b>	<b>5</b>	<b>14</b>	<b>225</b>
	FG%: .500	3-PT%: .500	FT%: .500								

SCORE BY PERIODS				ATTENDANCE: 22,914		
Iowa		40	45	8	93	
Oklahoma		41	44	6	91	

**UNLV 84, IOWA 81 (Elite Eight)**

March 22, 1987, Seattle, WA

**Iowa -- 81**

Name	FG	3-PT	FT	RB	PF	TP	A	TO	BK	S	MN
Marble	3-11	0-1	3-7	6	3	9	5	4	0	1	35
Lohaus	4-6	0-1	4-5	7	2	12	1	2	0	1	29
Wright	3-5	0-0	2-4	3	3	8	4	2	0	2	26
Armstrong	6-12	0-1	6-7	2	1	18	2	1	0	1	32
Gamble	7-11	1-2	3-3	3	4	18	2	4	0	1	27
Reaves	2-2	0-0	0-0	1	1	4	1	2	0	1	8
Jones	0-0	0-0	0-0	0	0	0	0	0	0	0	2
Moe	1-2	1-1	1-2	1	3	4	0	1	0	0	16
Horton	4-5	0-0	0-1	4	2	8	1	1	0	0	14
Lorenzen	0-0	0-0	0-0	1	3	0	2	1	0	0	11
Team				5							
<b>Totals</b>	<b>30-54</b>	<b>2-6</b>	<b>19-29</b>	<b>33</b>	<b>22</b>	<b>81</b>	<b>18</b>	<b>18</b>	<b>0</b>	<b>7</b>	<b>200</b>
FG%:	.556	3-PT%:	.333	3-PT%:	.655						

**Nevada-Las Vegas -- 84**

Name	FG	3-PT	FT	RB	PF	TP	A	TO	BK	S	MN
Paddio	7-16	4-11	2-2	4	3	20	2	2	0	0	29
Gilliam	11-16	0-0	5-6	10	4	27	0	2	2	2	38
Basnight	3-3	0-0	1-2	2	4	7	0	1	0	1	25
Wade	1-2	1-1	0-0	4	4	3	12	4	0	2	35
Banks	5-20	4-13	3-5	3	1	17	5	1	0	0	37
Robinson	0-0	0-0	0-0	0	0	0	0	0	1	1	4
West	0-0	0-0	0-0	0	1	0	0	0	0	0	1
Graham	3-10	2-5	2-2	1	4	10	2	2	0	0	14
Hudson	0-1	0-0	0-0	6	3	0	1	1	0	0	15
Willard	0-0	0-0	0-0	1	2	0	0	1	0	0	2
Team				2							
<b>Totals</b>	<b>30-68</b>	<b>11-30</b>	<b>13-17</b>	<b>33</b>	<b>26</b>	<b>84</b>	<b>22</b>	<b>15</b>	<b>3</b>	<b>6</b>	<b>200</b>
FG%:	.441	3-PT%:	.367	3-PT%:	.765						

**SCORE BY PERIODS**

Iowa	58	23	81
UNLV	42	42	84

ATTENDANCE: 27,914

**IOWA 102, FLORIDA STATE 98 (1st Round)**

March 18, 1988, Los Angeles, CA

**Iowa -- 102**

Name	FG	3-PT	FT	RB	PF	TP	A	TO	BK	S	MN
Hill	4-5	0-0	2-3	8	2	10	2	2	0	0	26
Marble	3-6	0-0	8-10	7	4	14	1	1	0	0	27
Horton	6-7	0-0	2-4	6	4	14	2	2	0	0	32
Armstrong	8-14	3-6	16-20	0	1	35	3	2	0	1	33
Moe	4-7	2-5	3-4	2	1	13	0	1	0	1	27
Reaves	2-5	1-3	0-0	0	0	5	1	0	0	0	20
Jones	5-8	0-0	1-2	3	2	11	2	1	0	2	22
Morgan	0-1	0-0	0-0	0	0	0	3	0	0	0	13
Team				1							
<b>Totals</b>	<b>32-53</b>	<b>6-14</b>	<b>32-43</b>	<b>27</b>	<b>14</b>	<b>102</b>	<b>14</b>	<b>9</b>	<b>0</b>	<b>4</b>	<b>200</b>
FG%:	.604	3-PT%:	.429	3-PT%:	.744						

**Florida State -- 98**

Name	FG	3-PT	FT	RB	PF	TP	A	TO	BK	S	MN
Johnson	4-5	3-3	1-1	0	3	12	3	0	0	1	26
Dawson	13-21	0-0	4-5	4	5	30	1	2	0	2	35
Hunter	2-6	0-0	0-0	9	3	4	1	1	0	0	25
Mayes	7-14	2-7	1-2	3	5	17	2	1	0	0	30
McCloud	8-19	5-13	0-1	3	5	21	0	2	0	0	35
Polite	1-3	0-0	2-2	4	1	4	0	2	0	0	16
Fitchett	1-2	1-2	0-0	3	1	3	1	1	0	0	10
Boyd	3-4	1-1	0-0	2	4	7	2	1	0	0	11
Mitchell	0-1	0-0	0-0	1	5	0	0	3	0	0	10
White	0-0	0-0	0-0	0	0	0	0	0	0	0	2
Team				7							
<b>Totals</b>	<b>39-75</b>	<b>12-26</b>	<b>8-11</b>	<b>36</b>	<b>32</b>	<b>98</b>	<b>10</b>	<b>13</b>	<b>0</b>	<b>3</b>	<b>200</b>
FG%:	.520	3-PT%:	.462	3-PT%:	.727						

**SCORE BY PERIODS**

Iowa	51	51	102
Florida State	46	52	98

ATTENDANCE: 12,591

**IOWA 104, UNLV 86 (2nd Round)**

March 20, 1988, Los Angeles, CA

**Iowa -- 104**

Name	FG	3-PT	FT	RB	PF	TP	A	TO	BK	S	MN
Jones	5-10	0-0	2-2	6	2	12	2	2	0	3	28
Marble	7-12	0-0	8-10	5	0	22	3	1	0	3	30
Horton	10-16	0-0	4-11	9	3	24	0	2	0	0	32
Moe	7-10	3-6	7-9	1	1	24	5	1	0	1	25
Armstrong	2-7	0-3	5-6	2	2	9	7	3	0	2	33
Reaves	0-1	0-1	2-4	5	1	2	2	4	0	1	20
Hill	3-3	0-0	2-2	3	3	8	0	2	0	1	15
Morgan	1-3	0-0	1-2	1	0	3	0	1	0	0	10
Jepsen	0-0	0-0	0-0	0	0	0	0	0	0	1	0
Jewell	0-0	0-0	0-0	0	1	0	0	0	0	0	3
Westen	0-0	0-0	0-0	0	0	0	0	0	0	0	2
Team				2							
<b>Totals</b>	<b>35-62</b>	<b>3-10</b>	<b>31-46</b>	<b>34</b>	<b>13</b>	<b>104</b>	<b>19</b>	<b>16</b>	<b>3</b>	<b>11</b>	<b>200</b>
FG%:	.565	3-PT%:	.300	3-PT%:	.674						

**Nevada-Las Vegas -- 86**

Name	FG	3-PT	FT	RB	PF	TP	A	TO	BK	S	MN
Basnight	1-1	0-0	0-0	6	5	2	0	4	0	0	15
Paddio	12-26	8-19	2-2	6	3	34	2	0	0	1	38
Todd	0-1	0-0	0-0	3	2	0	0	3	0	0	14
Augmon	5-6	0-0	0-1	10	4	10	4	5	0	2	37
James	8-19	1-5	4-4	2	4	21	4	6	0	2	31
Robinson	2-4	0-0	0-0	4	5	4	0	2	1	0	24
Rossum	4-10	1-3	2-2	2	2	11	1	0	0	0	24
Cvijanovich	2-4	0-2	0-1	1	3	4	0	1	0	1	14
Willard	0-6	0-0	0-0	3	0	0	0	0	1	0	3
Team				4							
<b>Totals</b>	<b>34-77</b>	<b>10-29</b>	<b>8-10</b>	<b>41</b>	<b>28</b>	<b>86</b>	<b>11</b>	<b>23</b>	<b>2</b>	<b>6</b>	<b>200</b>
FG%:	.442	3-PT%:	.345	3-PT%:	.800						

**SCORE BY PERIODS**

Iowa	51	53	104
UNLV	39	47	86

ATTENDANCE: 12,591

**ARIZONA 99, IOWA 79 (Sweet 16)**

March 25, 1988, Seattle, WA

**Iowa -- 79**

Name	FG	3-PT	FT	RB	PF	TP	A	TO	BK	S	MN
Jones	4-6	0-1	4-6	6	3	12	3	0	0	1	31
Marble	6-15	0-1	2-3	5	3	14	2	1	0	1	36
Horton	2-5	0-0	0-0	3	5	4	0	2	0	1	22
Moe	4-9	3-8	0-0	1	3	11	1	4	0	1	26
Armstrong	11-21	3-7	2-3	1	1	27	7	5	0	3	34
Hill	4-5	0-0	1-2	7	5	9	0	3	0	0	23
Reaves	1-6	0-3	0-0	3	1	2	1	2	0	1	20
Jewell	0-0	0-0	0-0	2	1	0	0	0	0	0	2
Jepsen	0-0	0-0	0-0	0	0	0	0	0	0	0	2
Morgan	0-0	0-0	0-0	0	1	0	0	0	0	0	4
Team				2							
<b>Totals</b>	<b>32-67</b>	<b>6-20</b>	<b>9-14</b>	<b>30</b>	<b>23</b>	<b>79</b>	<b>14</b>	<b>17</b>	<b>0</b>	<b>8</b>	<b>200</b>
FG%:	.478	3-PT%:	.300	3-PT%:	.643						

**Arizona -- 99**

Name	FG	3-PT	FT	RB	PF	TP	A	TO	BK	S	MN
Elliott	11-18	1-5	2-2	3	3	25	8	4	0	2	39
Cook	8-12	0-0	3-3	6	2	19	0	1	1	0	31
Tolbert	7-13	0-0	3-4	9	2	17	1	4	0	3	36
Kerr	5-11	5-10	2-3	4	2	17	8	0	0	1	39
McMillan	2-6	2-5	2-2	2	3	8	4	0	0	1	22
Lofton	2-3	1-2	1-2	0	1	6	1	1	0	3	11
Mason	2-3	2-2	0-1	1	0	6	0	1	0	0	8
Turner	0-0	0-0	1-2	1	3	1	0	0	0	0	7
Others	0-0	0-0	0-0	1	0	0	0	2	0	2	7
Team				5							
<b>Totals</b>	<b>37-66</b>	<b>11-24</b>	<b>14-19</b>	<b>32</b>	<b>16</b>	<b>99</b>	<b>22</b>	<b>13</b>	<b>1</b>	<b>12</b>	<b>200</b>
FG%:	.561	3-PT%:	.458	3-PT%:	.737						

**SCORE BY PERIODS**

Iowa	34	45	79
Arizona	38	61	99

ATTENDANCE: 23,229

**IOWA 87, RUTGERS 83 (1st Round)**

March 17, 1989, Providence, RI

**Iowa -- 87**

Name	FG	3-PT	FT	RB	PF	TP	A	TO	BK	S	MN
Horton	3-7	0-0	1-3	5	4	7	2	3	0	3	31
Bullard	3-4	2-3	1-1	11	1	9	2	4	0	0	29
Jepsen	1-1	0-0	0-0	4	2	2	1	1	0	0	18
Armstrong	12-19	6-9	5-6	2	1	35	5	3	0	3	36
Marble	9-13	1-2	5-7	4	2	24	2	4	0	0	37
Moses	2-4	0-0	0-1	3	2	4	0	0	0	0	18
Lookingbill	1-1	0-0	0-0	2	1	2	0	1	0	1	11
Garner	2-3	0-0	0-1	0	3	4	6	4	0	0	16
Skinner	0-0	0-0	0-0	0	0	0	0	0	0	0	1
Team				1							
<b>Totals</b>	<b>33-52</b>	<b>9-14</b>	<b>12-19</b>	<b>32</b>	<b>16</b>	<b>87</b>	<b>18</b>	<b>20</b>	<b>0</b>	<b>7</b>	<b>200</b>
	FG%:	.635	3-PT%:	.643	FT%:	.632					

**Rutgers -- 83**

Name	FG	3-PT	FT	RB	PF	TP	A	TO	BK	S	MN
Ward	3-3	0-0	0-1	5	2	6	1	1	0	0	18
Salvage	8-18	4-9	6-6	4	3	26	2	3	0	0	34
Duckett	6-13	0-0	0-0	7	3	12	0	3	2	0	32
Dadlka	4-14	2-9	0-0	0	5	10	4	1	0	6	39
Carter	7-8	0-0	0-1	1	3	14	5	5	0	3	34
Perry	1-3	0-1	0-0	5	3	2	0	1	0	0	21
Everson	0-0	0-0	0-0	0	0	0	0	2	0	0	3
Dixon	1-2	0-0	1-2	1	0	3	1	0	0	0	7
Smith	0-1	0-0	0-0	0	0	0	0	0	0	0	2
McInnis	0-0	0-0	0-0	2	0	0	0	1	0	0	10
Team				2							
<b>Totals</b>	<b>30-62</b>	<b>6-19</b>	<b>7-10</b>	<b>27</b>	<b>19</b>	<b>73</b>	<b>13</b>	<b>17</b>	<b>2</b>	<b>9</b>	<b>200</b>
	FG%:	.484	3-PT%:	.316	FT%:	.700					

**SCORE BY PERIODS**

Iowa	45	42	87
Rutgers	39	34	73

ATTENDANCE: 12,106

**N.C. STATE 102, IOWA 96 -- 2OT (2nd Round)**

March 19, 1989, Providence, RI

**Iowa -- 96**

Name	FG	3-PT	FT	RB	PF	TP	A	TO	BK	S	MN
Horton	13-22	0-1	6-6	12	4	32	3	2	0	1	46
Bullard	2-9	0-3	4-4	4	1	8	4	2	0	0	34
Jepsen	2-3	0-0	0-0	3	2	4	0	0	0	0	21
Armstrong	7-13	2-4	4-4	3	3	20	5	1	1	1	46
Marble	10-23	2-5	2-3	7	3	24	3	2	1	2	44
Moses	0-4	0-0	0-0	1	3	0	0	1	0	0	11
Garner	0-0	0-0	2-2	2	2	2	5	3	0	0	31
Lookingbill	2-2	0-0	2-2	0	4	6	2	0	0	0	17
Team				3							
<b>Totals</b>	<b>36-76</b>	<b>4-13</b>	<b>20-21</b>	<b>35</b>	<b>22</b>	<b>96</b>	<b>22</b>	<b>11</b>	<b>2</b>	<b>4</b>	<b>250</b>
	FG%:	.474	3-PT%:	.308	FT%:	.952					

**North Carolina State -- 102**

Name	FG	3-PT	FT	RB	PF	TP	A	TO	BK	S	MN
Howard	8-12	0-0	0-0	6	3	16	2	3	2	2	45
Brown	5-7	1-1	3-6	4	5	14	0	1	1	0	43
Lester	4-7	0-0	2-2	9	4	10	1	1	7	1	43
Corchiani	5-8	2-2	4-6	3	4	16	10	3	1	1	49
Monroe	13-21	4-10	10-11	4	2	40	4	1	0	1	47
Weems	1-1	0-0	0-0	0	1	2	2	1	0	0	9
D'Amico	0-1	0-0	0-0	0	1	0	0	0	0	0	7
Hinnart	0-0	0-0	4-4	0	0	4	0	0	0	0	4
Lee	0-0	0-0	0-0	0	0	0	0	1	0	0	3
Team				1							
<b>Totals</b>	<b>36-57</b>	<b>7-13</b>	<b>23-29</b>	<b>27</b>	<b>20</b>	<b>102</b>	<b>19</b>	<b>11</b>	<b>11</b>	<b>5</b>	<b>250</b>
	FG%:	.632	3-PT%:	.538	FT%:	.793					

**SCORE BY PERIODS**

Iowa	41	34	8	13	96
NC State	31	34	8	19	102

ATTENDANCE: 12,106

**IOWA 76, EAST TENNESSEE STATE 73 (1st Round)**

March 14, 1991, Minneapolis, MN

**Iowa -- 76**

Name	FG	3-PT	FT	RB	PF	TP	A	TO	BK	S	MN
Davis	3-4	1-1	4-4	4	1	11	0	2	0	2	20
Street	0-3	0-0	2-4	7	2	2	3	2	0	5	23
Winters	3-4	0-0	0-0	6	2	6	1	6	1	0	20
Skinner	4-4	4-4	2-2	3	4	14	3	3	0	0	29
Moses	5-9	2-3	2-2	5	1	14	0	4	0	2	34
Earl	4-9	0-0	10-14	6	4	18	1	3	2	0	32
Smith	2-5	0-1	1-2	2	1	5	1	2	0	0	15
Barnes	3-10	0-1	0-0	3	0	6	1	0	0	2	22
Webb	0-0	0-0	0-0	1	0	0	0	0	0	0	5
Team				2							
<b>Totals</b>	<b>24-48</b>	<b>7-10</b>	<b>21-28</b>	<b>39</b>	<b>15</b>	<b>76</b>	<b>10</b>	<b>22</b>	<b>3</b>	<b>11</b>	<b>200</b>
	FG%:	.500	3-PT%:	.700	FT%:	.750					

**East Tennessee State -- 73**

Name	FG	3-PT	FT	RB	PF	TP	A	TO	BK	S	MN
English	11-17	0-0	3-3	10	3	25	0	3	0	3	36
Story	2-5	0-1	3-4	4	5	7	0	1	0	3	22
Jones	1-2	0-0	1-4	3	4	3	1	1	1	2	22
Jennings	4-13	3-8	0-0	4	3	11	13	0	0	2	37
Geer	3-7	1-4	0-1	1	1	7	0	1	0	1	22
Pelphrey	3-10	2-6	0-0	1	5	8	1	4	0	1	27
Silvers	2-4	0-0	0-0	0	0	4	1	2	0	1	10
West	3-7	2-6	0-0	1	1	8	1	1	0	1	20
Palmer	0-0	0-0	0-0	0	0	0	1	0	0	0	3
Hayes	0-0	0-0	0-0	0	0	0	0	0	0	0	1
Team				2							
<b>Totals</b>	<b>29-65</b>	<b>8-25</b>	<b>7-12</b>	<b>26</b>	<b>22</b>	<b>73</b>	<b>18</b>	<b>13</b>	<b>1</b>	<b>14</b>	<b>200</b>
	FG%:	.446	3-PT%:	.320	FT%:	.583					

**SCORE BY PERIODS**

Iowa	33	43	76
E. Tennessee St.	37	36	73

ATTENDANCE: 25,759

**DUKE 85, IOWA 70 (2nd Round)**

March 16, 1991, Minneapolis, MN

**Iowa -- 70**

Name	FG	3-PT	FT	RB	PF	TP	A	TO	BK	S	MN
Winters	1-3	0-0	0-1	4	2	2	1	0	0	0	18
Moses	10-14	3-4	0-0	0	5	23	0	2	0	1	23
Street	2-2	0-0	1-3	4	4	5	1	3	0	0	25
Davis	5-9	0-0	1-2	3	4	11	0	5	0	1	21
Skinner	1-5	1-5	4-5	0	4	7	3	4	0	0	25
Smith	0-6	0-1	1-2	2	0	1	6	3	0	2	19
Earl	6-9	0-0	3-5	6	4	15	1	2	4	2	32
Webb	0-0	0-0	2-2	0	1	2	0	0	0	0	6
Barnes	2-5	0-2	0-0	2	2	4	3	2	0	1	31
Team				8							
<b>Totals</b>	<b>27-53</b>	<b>4-12</b>	<b>12-20</b>	<b>29</b>	<b>26</b>	<b>70</b>	<b>15</b>	<b>22</b>	<b>4</b>	<b>7</b>	<b>200</b>
	FG%:	.509	3-PT%:	.333	FT%:	.600					

**Duke -- 85**

Name	FG	3-PT	FT	RB	PF	TP	A	TO	BK	S	MN
Koubek	4-8	1-4	0-0	3	2	9	1	2	0	0	16
Hill	6-11	0-0	2-3	9	2	14	3	3	0	6	30
Laettner	5-7	1-1	8-9	4	4	19	2	2	0	2	31
Hurley	1-6	0-5	2-2	2	3	4	8	1	0	1	35
Hill	6-10	0-0	5-7	5	3	17	0	2	1	0	26
McCaffrey	4-9	0-0	2-4	3	1	10	2	2	0	3	27
Lang	0-0	0-0	1-2	2	2	1	0	1	0	0	7
Davis	3-6	0-0	2-2	5	0	8	2	2	0	0	22
Palmer	1-1	0-0	0-0	0	1	2	0	0	0	0	2
Buckley	0-0	0-0	0-0	2	0	0	0	0	0	0	1
Clark	0-0	0-0	1-4	0	0	1	1	0	0	0	2
Ast	0-0	0-0	0-0	0	0	0	0	0	0	0	1
<b>Totals</b>	<b>30-58</b>	<b>2-10</b>	<b>23-33</b>	<b>35</b>	<b>18</b>	<b>85</b>	<b>19</b>	<b>15</b>	<b>1</b>	<b>12</b>	<b>200</b>
	FG%:	.517	3-PT%:	.200	FT%:	.697					

**SCORE BY PERIODS**

Iowa	29	41	70
Duke	44	41	85

ATTENDANCE: 28,114

**IOWA 98, TEXAS 92 (1st Round)**

March 19, 1992, Greensboro, NC

**Iowa -- 98**

Name	FG	3-PT	FT	RB	PF	TP	A	TO	BK	S	MN
Moses	10-20	0-6	2-4	16	0	22	7	3	0	0	32
Street	6-8	1-2	3-4	9	3	16	0	1	0	1	32
Earl	11-17	0-0	3-6	5	2	25	0	1	3	0	33
Smith	0-0	0-0	1-2	1	1	1	5	2	0	0	21
Barnes	7-15	2-6	5-6	1	1	21	5	3	0	1	30
Skinner	0-0	0-0	0-1	1	1	0	3	1	0	1	19
Winters	3-4	0-0	3-4	3	4	9	1	1	0	1	13
Lookingbill	2-2	0-0	0-0	2	1	4	1	0	0	0	19
Webb	0-0	0-0	0-0	0	0	0	0	0	0	0	1
Team				3				1			
<b>Totals</b>	<b>39-56</b>	<b>3-14</b>	<b>17-27</b>	<b>41</b>	<b>13</b>	<b>98</b>	<b>22</b>	<b>13</b>	<b>3</b>	<b>4</b>	<b>200</b>
FG%:	.591	3-PT%:	.214	FT%:	.630						

**Texas -- 92**

Name	FG	3-PT	FT	RB	PF	TP	A	TO	BK	S	MN
Williams	6-15	1-3	1-1	3	4	14	1	1	0	2	22
Cambridge	8-14	0-2	0-2	8	1	16	1	5	0	1	32
Burditt	1-2	0-0	0-0	8	3	2	2	0	0	0	39
Tyler	10-19	6-11	0-0	2	4	26	2	6	0	0	39
Rencher	9-20	5-11	3-3	5	5	26	6	1	0	2	34
Penders	0-0	0-0	0-0	0	2	0	0	0	0	0	1
Watson	1-2	1-2	0-0	0	1	3	3	0	0	0	13
Richardson	1-6	0-2	3-4	1	4	5	3	0	0	2	19
Houston	0-0	0-0	0-0	0	0	0	0	0	0	0	1
Team				8							
<b>Totals</b>	<b>36-78</b>	<b>13-31</b>	<b>7-10</b>	<b>35</b>	<b>24</b>	<b>92</b>	<b>18</b>	<b>13</b>	<b>0</b>	<b>7</b>	<b>200</b>
FG%:	.462	3-PT%:	.419	FT%:	.700						

**SCORE BY PERIODS**

	1	2	3	4	ATTENDANCE: 15,800
Iowa	49	49	98		
Texas	42	50	92		

**DUKE 75, IOWA 62 (2nd Round)**

March 21, 1992, Greensboro, NC

**Iowa -- 62**

Name	FG	3-PT	FT	RB	PF	TP	A	TO	BK	S	MN
Moses	5-11	0-1	2-3	3	2	12	2	6	0	3	28
Street	3-3	0-0	1-2	1	5	7	1	0	1	1	19
Earl	8-17	0-0	3-4	12	4	19	0	6	8	3	37
Smith	0-3	0-0	0-0	0	2	0	3	4	0	1	18
Barnes	3-11	2-5	2-2	1	1	10	1	1	0	1	29
Skinner	1-3	1-2	2-2	0	2	5	4	1	0	1	22
Davis	2-4	0-0	0-0	2	0	4	1	0	0	0	9
Winters	0-3	0-1	0-2	5	5	0	2	3	1	2	20
Lookingbill	2-6	1-1	0-0	3	3	5	0	1	0	0	15
Webb	0-1	0-0	0-0	1	1	0	0	0	0	0	3
Team				5							
<b>Totals</b>	<b>24-62</b>	<b>4-10</b>	<b>10-15</b>	<b>33</b>	<b>25</b>	<b>62</b>	<b>14</b>	<b>22</b>	<b>10</b>	<b>12</b>	<b>200</b>
FG%:	.387	3-PT%:	.400	FT%:	.667						

**Duke -- 75**

Name	FG	3-PT	FT	RB	PF	TP	A	TO	BK	S	MN
Lang	1-3	0-0	0-0	8	3	2	0	3	1	0	23
Davis	6-16	2-6	7-10	10	1	21	0	1	1	2	30
Laettner	6-12	0-2	7-7	8	3	19	1	5	3	4	37
Hurley	4-9	1-4	3-4	4	3	12	9	5	0	1	37
Hill	2-8	0-2	6-8	5	2	10	2	2	0	0	31
Clark	0-0	0-0	0-0	1	3	0	0	1	0	0	2
Blakeney	0-0	0-0	0-0	0	0	0	0	0	0	0	1
Burt	0-1	0-0	0-0	0	0	0	0	0	0	0	1
Hill	3-8	0-0	5-6	4	3	11	0	2	0	1	31
Parks	0-0	0-0	0-0	0	0	0	0	1	3	0	7
Team				6							
<b>Totals</b>	<b>22-57</b>	<b>3-14</b>	<b>28-35</b>	<b>46</b>	<b>18</b>	<b>75</b>	<b>12</b>	<b>20</b>	<b>8</b>	<b>8</b>	<b>200</b>
FG%:	.386	3-PT%:	.214	FT%:	.800						

**SCORE BY PERIODS**

	1	2	3	4	ATTENDANCE: 15,800
Iowa	24	38	62		
Duke	48	27	75		

**IOWA 82, NORTHEAST LOUISIANA 69 (1st Round)**

March 19, 1993, Nashville, TN

**Iowa -- 82**

Name	FG	3-PT	FT	RB	PF	TP	A	TO	BK	S	MN
Winters	6-8	0-0	0-2	8	3	12	1	5	1	1	23
Lookingbill	3-5	0-2	0-0	4	0	6	2	3	0	1	25
Earl	10-18	0-0	3-3	15	1	23	1	3	5	0	32
Smith	0-1	0-0	2-2	3	3	2	3	6	0	2	25
Barnes	5-13	0-0	5-5	8	0	15	2	0	0	0	30
Webb	1-1	0-0	0-0	0	1	2	0	2	0	0	7
Murray	4-5	0-0	2-2	3	1	10	1	2	1	1	20
Millard	2-2	0-0	0-1	1	1	4	0	3	0	0	13
Bartels	1-2	1-2	0-0	2	1	3	2	0	0	3	10
Glasper	1-1	1-1	2-2	0	1	5	1	2	0	0	15
Team				1							
<b>Totals</b>	<b>33-56</b>	<b>2-5</b>	<b>14-17</b>	<b>45</b>	<b>12</b>	<b>82</b>	<b>13</b>	<b>26</b>	<b>7</b>	<b>8</b>	<b>200</b>
FG%:	.589	3-PT%:	.400	FT%:	.778						

**Northeast Louisiana -- 69**

Name	FG	3-PT	FT	RB	PF	TP	A	TO	BK	S	MN
Davis	2-10	0-6	0-0	3	3	4	2	0	0	1	32
Stephen	6-13	0-0	1-2	5	3	13	2	5	0	2	39
Stuart	10-20	0-1	0-1	5	0	20	2	1	0	2	38
Johnson	8-16	0-1	0-2	4	5	16	4	7	0	3	35
Brown	5-8	3-5	1-1	1	0	14	3	3	0	1	35
Smith	0-1	0-0	0-0	0	1	0	0	0	0	0	2
Redmond	0-2	0-1	0-0	0	4	0	0	1	0	1	14
Enloe	0-0	0-0	0-0	1	1	0	1	0	0	0	4
Murray	1-1	0-0	0-0	0	0	2	0	0	0	0	1
Team				4							
<b>Totals</b>	<b>32-71</b>	<b>3-14</b>	<b>2-6</b>	<b>23</b>	<b>17</b>	<b>69</b>	<b>14</b>	<b>17</b>	<b>0</b>	<b>10</b>	<b>200</b>
FG%:	.451	3-PT%:	.214	FT%:	.333						

**SCORE BY PERIODS**

	1	2	3	4	ATTENDANCE: 14,600
Iowa	37	45	82		
NE Louisiana	32	37	69		

**WAKE FOREST 84, IOWA 78 (2nd Round)**

March 21, 1993, Nashville, TN

**Iowa -- 78**

Name	FG	3-PT	FT	RB	PF	TP	A	TO	BK	S	MN
Winters	2-2	0-0	2-3	2	4	6	2	1	0	1	20
Lookingbill	6-9	3-5	0-0	4	4	15	1	4	0	1	25
Earl	7-12	0-0	2-3	7	2	16	2	1	0	1	34
Smith	3-6	1-3	0-0	1	0	7	9	0	0	0	30
Barnes	4-9	3-6	4-4	2	2	15	3	0	0	0	33
Millard	1-2	0-1	0-0	0	1	2	1	1	0	1	15
Murray	3-8	1-3	4-4	2	1	11	2	1	0	0	27
Glasper	0-0	0-0	0-0	1	1	0	2	0	0	1	10
Webb	2-2	0-0	2-2	1	0	6	0	1	0	0	6
Team				1							
<b>Totals</b>	<b>28-50</b>	<b>8-18</b>	<b>14-16</b>	<b>20</b>	<b>15</b>	<b>78</b>	<b>22</b>	<b>9</b>	<b>0</b>	<b>5</b>	<b>200</b>
FG%:	.560	3-PT%:	.444	FT%:	.875						

**Wake Forest -- 84**

Name	FG	3-PT	FT	RB	PF	TP	A	TO	BK	S	MN
Owens	5-9	0-0	2-2	4	2	12	2	2	0	0	36
Rogers	12-17	2-5	7-11	10	1	33	0	2	0	2	38
Hicks	2-4	0-0	2-2	4	3	6	3	1	0	3	33
Harrison	1-5	1-4	0-0	1	1	3	4	3	0	0	23
Childress	8-11	5-7	4-4	1	0	25	6	2	0	2	36
Blucas	1-1	1-1	0-2	2	3	3	4	0	0	0	22
Banks	1-1	0-0	0-0	3	0	2	0	0	0	1	12
Team				1							
<b>Totals</b>	<b>30-48</b>	<b>9-17</b>	<b>15-21</b>	<b>26</b>	<b>10</b>	<b>84</b>	<b>19</b>	<b>10</b>	<b>0</b>	<b>8</b>	<b>200</b>
FG%:	.625	3-PT%:	.529	FT%:	.714						

**SCORE BY PERIODS**

	1	2	3	4	ATTENDANCE: 14,600
Iowa	38	40	78		
Wake Forest	37	47	84		

**IOWA 81, GEORGE WASHINGTON 79 (1st Round)**  
 March 15, 1996, Tempe, AZ

Iowa -- 81													
Name	FG	3-PT	FT	RB	PF	TP	A	TO	BK	S	MN		
Murray	5-6	0-0	4-6	7	0	14	5	3	0	2	29		
Settles	8-17	1-1	4-6	15	4	21	0	4	0	1	31		
Millard	7-10	4-6	2-2	9	3	20	1	2	2	1	32		
Woolridge	4-12	0-0	3-5	3	3	11	7	6	0	0	30		
Glasper	0-0	0-0	0-0	2	0	0	2	2	0	1	25		
Robinson	0-0	0-0	0-0	0	0	0	0	0	0	0	3		
Kingsbury	5-13	3-8	1-1	4	2	14	4	2	1	1	24		
Koch	0-1	0-0	0-0	2	0	0	0	0	0	0	9		
Bowen	0-1	0-0	1-2	0	2	1	0	2	1	0	13		
Helmers	0-0	0-0	0-0	1	0	0	0	1	0	0	4		
Team				4				1					
<b>Totals</b>	<b>29-60</b>	<b>8-15</b>	<b>15-22</b>	<b>47</b>	<b>14</b>	<b>81</b>	<b>19</b>	<b>23</b>	<b>4</b>	<b>6</b>	<b>200</b>		
	FG%: .483	3-PT%: .333	FT%: .682										

George Washington -- 79													
Name	FG	3-PT	FT	RB	PF	TP	A	TO	BK	S	MN		
Brade	2-4	0-0	0-0	0	4	4	3	2	0	2	25		
Jones	6-9	0-1	3-6	2	3	15	4	3	0	2	31		
Koul	7-9	0-0	2-4	6	5	16	1	1	1	1	29		
Rogers	6-13	1-5	1-2	4	3	14	10	3	0	2	40		
Evans	8-17	6-11	2-6	3	2	24	1	2	0	2	38		
Mescheriakov	3-10	0-0	0-1	7	3	6	3	1	0	2	29		
Green	0-0	0-0	0-0	0	0	0	0	0	0	0	2		
Williams	0-0	0-0	0-0	0	2	0	0	0	0	0	5		
Team				3									
<b>Totals</b>	<b>32-62</b>	<b>7-17</b>	<b>8-19</b>	<b>25</b>	<b>22</b>	<b>79</b>	<b>22</b>	<b>12</b>	<b>1</b>	<b>11</b>	<b>200</b>		
	FG%: .516	3-PT%: .412	FT%: .421										

SCORE BY PERIODS				ATTENDANCE: 12,462			
Iowa	37	44	81				
Geo. Washington	36	43	79				

**ARIZONA 87, IOWA 73 (2nd Round)**  
 March 17, 1996, Tempe, AZ

Iowa -- 73													
Name	FG	3-PT	FT	RB	PF	TP	A	TO	BK	S	MN		
Murray	2-9	0-1	2-2	5	3	6	2	1	0	0	30		
Settles	6-15	0-3	1-3	12	4	13	1	5	0	2	32		
Millard	6-11	2-3	0-0	6	2	14	0	1	1	3	32		
Woolridge	6-17	0-1	0-0	3	3	12	7	5	0	0	36		
Glasper	1-2	1-2	0-0	1	2	3	3	1	0	0	22		
Bowen	1-2	0-0	0-2	1	3	2	0	1	0	1	15		
Kingsbury	4-11	4-8	4-5	1	2	16	0	0	0	0	22		
Koch	2-2	1-1	2-2	1	2	7	3	0	0	0	8		
Helmers	0-0	0-0	0-0	1	0	0	0	0	0	0	3		
Team				5									
<b>Totals</b>	<b>28-69</b>	<b>8-19</b>	<b>9-14</b>	<b>36</b>	<b>21</b>	<b>73</b>	<b>16</b>	<b>14</b>	<b>1</b>	<b>6</b>	<b>200</b>		
	FG%: .406	3-PT%: .421	FT%: .643										

Arizona -- 87													
Name	FG	3-PT	FT	RB	PF	TP	A	TO	BK	S	MN		
McLean	4-8	2-5	3-4	6	2	13	1	1	0	1	31		
Williams	5-10	1-4	0-0	5	2	11	1	2	1	0	33		
Davis	7-11	0-0	3-5	14	2	17	0	1	3	0	37		
Simon	5-13	1-7	4-4	1	4	15	6	4	0	2	34		
Geary	4-7	3-5	5-6	4	2	16	13	1	2	2	38		
Dickerson	5-13	1-4	2-5	4	4	13	3	1	1	1	24		
Bramlett	1-1	0-0	0-0	1	0	2	0	0	0	0	2		
Terry	0-1	0-1	0-0	0	0	0	0	1	0	0	3		
Team				7									
<b>Totals</b>	<b>31-64</b>	<b>8-26</b>	<b>17-24</b>	<b>42</b>	<b>16</b>	<b>87</b>	<b>24</b>	<b>12</b>	<b>7</b>	<b>6</b>	<b>200</b>		
	FG%: .484	3-PT%: .308	FT%: .708										

SCORE BY PERIODS				ATTENDANCE: 12,441			
Iowa	37	36	73				
Arizona	48	39	87				

**IOWA 73, VIRGINIA 60 (1st Round)**  
 March 13, 1997, Salt Lake City, UT

Virginia -- 60													
Name	FG	3-PT	FT	RB	PF	TP	A	TO	BK	S	MN		
Nolan	4-6	0-0	0-0	3	2	8	1	1	0	0	21		
Alexander	3-10	0-3	0-0	3	2	6	2	1	0	0	22		
Ducharme	2-4	0-0	4-4	1	0	8	1	0	1	0	25		
Staples	1-8	1-6	2-2	4	1	5	2	0	0	0	34		
Deane	8-15	4-9	4-4	2	4	24	3	1	0	0	39		
Robinson	2-2	0-0	0-0	3	3	4	0	0	0	0	16		
Dersch	1-2	1-2	0-0	0	1	3	3	1	1	1	18		
Marcaccini	0-1	0-1	0-0	0	0	0	0	1	0	1	11		
Hunter	1-2	0-0	0-0	6	1	2	1	0	1	0	8		
Other	0-0	0-0	0-0	1	2	0	1	0	0	0	6		
Team				4									
<b>Totals</b>	<b>22-50</b>	<b>6-21</b>	<b>10-10</b>	<b>27</b>	<b>16</b>	<b>60</b>	<b>14</b>	<b>5</b>	<b>3</b>	<b>1</b>	<b>200</b>		
	FG%: .440	3-PT%: .286	FT%: 1.000										

Iowa -- 73													
Name	FG	3-PT	FT	RB	PF	TP	A	TO	BK	S	MN		
Bowen	7-11	1-2	0-0	16	1	15	2	0	0	1	26		
Moore	4-6	0-0	0-2	2	0	8	1	0	0	0	25		
Rucker	8-16	0-0	3-4	5	1	19	1	0	4	0	29		
Woolridge	7-16	1-4	2-3	2	1	17	10	0	0	0	32		
McCausland	0-3	0-2	0-0	1	0	0	2	0	0	1	28		
Bauer	0-0	0-0	1-2	5	2	1	0	0	0	0	13		
Luehrsmann	0-6	0-5	3-4	1	0	3	2	1	0	1	19		
Koch	4-9	2-5	0-0	4	3	10	3	2	1	0	17		
Robinson	0-1	0-0	0-0	1	2	0	0	0	0	0	7		
Other	0-1	0-1	0-0	0	0	0	0	0	0	0	4		
Team				7									
<b>Totals</b>	<b>30-69</b>	<b>4-19</b>	<b>9-15</b>	<b>44</b>	<b>10</b>	<b>73</b>	<b>21</b>	<b>3</b>	<b>5</b>	<b>3</b>	<b>200</b>		
	FG%: .435	3-PT%: .211	FT%: .600										

SCORE BY PERIODS				ATTENDANCE: 13,886			
Virginia	28	32	60				
Iowa	37	36	73				

**KENTUCKY 75, IOWA 69 (2nd Round)**  
 March 15, 1997, Salt Lake City, UT

Iowa -- 69													
Name	FG	3-PT	FT	RB	PF	TP	A	TO	BK	S	MN		
Bowen	4-7	0-1	6-8	8	1	14	0	1	0	0	27		
Moore	1-2	0-0	0-0	10	2	2	0	3	1	0	26		
Rucker	3-12	0-0	4-6	7	1	10	0	2	2	0	33		
Woolridge	9-18	3-8	8-10	4	1	29	5	4	1	0	38		
McCausland	3-6	3-6	0-0	2	2	9	1	3	0	0	27		
Bauer	0-0	0-0	0-0	1	0	0	1	0	0	1	11		
Luehrsmann	1-5	1-3	0-0	3	1	3	2	2	0	0	18		
Koch	1-4	0-2	0-0	2	4	2	0	3	1	0	18		
Robinson	0-0	0-0	0-0	0	0	0	0	0	0	1	2		
Team				2									
<b>Totals</b>	<b>22-54</b>	<b>7-20</b>	<b>18-24</b>	<b>39</b>	<b>12</b>	<b>69</b>	<b>9</b>	<b>20</b>	<b>5</b>	<b>2</b>	<b>200</b>		
	FG%: .407	3-PT%: .350	FT%: .750										

Kentucky -- 75													
Name	FG	3-PT	FT	RB	PF	TP	A	TO	BK	S	MN		
Mercer	3-8	1-3	3-6	7	4	10	2	1	0	1	22		
Padgett	4-10	1-4	0-0	3	3	9	3	0	0	3	29		
Prickett	7-11	0-0	1-1	8	3	15	2	3	1	2	36		
Turner	6-16	0-0	1-2	1	2	13	1	1	0	0	27		
Epps	2-10	1-6	0-0	2	2	5	8	1	0	2	36		
Edwards	1-2	0-1	0-0	2	1	2	0	3	0	0	18		
Mohammed	5-8	0-0	0-0	10	3	10	0	1	2	1	14		
Mills	4-7	3-5	0-0	2	2	11	2	1	0	1	17		
Magloire	0-0	0-0	0-0	0	1	0	0	1	0	0	1		
Team				3									
<b>Totals</b>	<b>32-72</b>	<b>6-19</b>	<b>5-9</b>	<b>38</b>	<b>21</b>	<b>75</b>	<b>18</b>	<b>12</b>	<b>3</b>	<b>10</b>	<		



IOWA 77, UAB 64 (1st Round)

March 11, 1999, McNichols Sports Arena, Denver, CO

Alabama-Birmingham -- 64

Box score for Alabama-Birmingham vs Iowa, 64-77. Includes player stats for Williams, Brown, Ward, Holmes, Cobb, Bass, Ransom, Armstrong, Mitchell, Jackson, and Team.

Iowa -- 77

Box score for Iowa vs Alabama-Birmingham, 77-64. Includes player stats for Settles, Koch, Bauer, Luehrsmann, McCausland, Rucker, Jaacks, Oliver, Henderson, Range, Smith, and Team.

SCORE BY PERIODS:

Score by periods table for Alabama-Birmingham vs Iowa. Alabama-Birmingham: 32, 32, 64. Iowa: 37, 40, 77.

ATTENDANCE: 16,237

IOWA 82, ARKANSAS 72 (2nd Round)

March 13, 1999, McNichols Sports Arena, Denver, CO

Iowa -- 82

Box score for Iowa vs Arkansas, 82-72. Includes player stats for Settles, Koch, Bauer, Oliver, McCausland, Rucker, Jaacks, Luehrsmann, Range, and Team.

Arkansas -- 72

Box score for Arkansas vs Iowa, 72-82. Includes player stats for Jefferies, Walker, Hood, Reid, Bradley, Cleveland, Dean, Davis, Gipson, Davenport, and Team.

SCORE BY PERIODS:

Score by periods table for Iowa vs Arkansas. Iowa: 34, 48, 82. Arkansas: 41, 31, 72.

ATTENDANCE: 16,237

CONNECTICUT 78, IOWA 68 (Sweet 16)

March 18, 1999, America West Arena, Phoenix, AZ

Iowa -- 68

Box score for Iowa vs Connecticut, 68-78. Includes player stats for Settles, Bauer, Koch, Oliver, McCausland, Rucker, Jaacks, Range, Luehrsmann, Others, and Team.

Connecticut -- 78

Box score for Connecticut vs Iowa, 78-68. Includes player stats for Freeman, Hamilton, Voskuhl, Moore, El-Amin, Mouring, Saunders, Harrison, Wane, Jones, and Team.

SCORE BY PERIODS:

Score by periods table for Iowa vs Connecticut. Iowa: 35, 33, 68. Connecticut: 40, 38, 78.

ATTENDANCE: 17,975

IOWA 69, CREIGHTON 56 (1st Round)

March 15, 2001, Nassau Coliseum, Uniondale, NY

Creighton -- 56

Box score for Creighton vs Iowa, 56-69. Includes player stats for Taylor, Korver, Huss, Walker, Sears, Lindeman, Klein, Pyfrom, Other, and Team.

Iowa -- 69

Box score for Iowa vs Creighton, 69-56. Includes player stats for Worley, Henderson, Evans, Boyd, Oliver, Reiner, Thompson, Galloway, Smith, Scott, Sonderleiter, and Team.

SCORE BY PERIODS:

Score by periods table for Iowa vs Creighton. Iowa: 32, 37, 69. Creighton: 30, 26, 56.

ATTENDANCE: 9,086



**KENTUCKY 92, IOWA 79 (2nd Round)**

March 17, 2001, Nassau Coliseum, Uniondale, NY

Iowa -- 79												
Name	FG	3-PT	FT	RB	PF	TP	A	TO	BK	S	MN	
Worley	1-5	0-0	4-5	4	5	6	0	2	0	1	28	
Henderson	0-4	0-2	6-8	3	1	6	4	2	0	1	31	
Evans	6-14	0-0	6-8	13	4	18	0	4	0	0	37	
Boyd	2-8	2-7	0-0	1	1	6	2	3	0	1	33	
Oliver	8-14	6-9	4-5	2	4	26	4	0	0	3	39	
Thompson	4-5	2-2	1-1	2	4	11	0	1	0	0	13	
Smith	1-1	1-1	0-0	1	0	3	2	1	0	1	7	
Sonderleiter	0-0	0-0	1-2	1	2	1	0	0	0	0	3	
Others	1-1	0-0	0-0	0	1	2	1	1	0	0	9	
Team				1								
<b>Totals</b>	<b>23-52</b>	<b>11-21</b>	<b>22-29</b>	<b>28</b>	<b>22</b>	<b>79</b>	<b>13</b>	<b>15</b>	<b>0</b>	<b>7</b>	<b>200</b>	
	<b>FG%:</b>	<b>.442</b>	<b>3-PT%:</b>	<b>.524</b>	<b>FT%:</b>	<b>.759</b>						

**Kentucky -- 92**

Name	FG	3-PT	FT	RB	PF	TP	A	TO	BK	S	MN	
Bogans	4-11	2-6	2-2	7	2	12	4	4	0	0	33	
Prince	9-14	6-8	7-8	4	1	31	7	1	1	0	37	
Parker	1-1	0-0	0-0	0	3	2	0	0	0	1	3	
Fitch	3-4	1-1	3-4	2	3	10	2	0	0	1	17	
Smith	2-6	2-5	2-2	2	3	8	5	2	0	0	35	
Blevins	1-2	1-2	0-0	2	3	3	0	2	0	0	19	
Daniels	1-3	0-1	0-0	3	1	2	0	1	0	0	14	
Stone	1-1	0-0	0-2	3	1	2	0	1	1	0	14	
Estill	9-11	1-1	3-5	6	3	22	0	2	2	1	22	
Other	0-0	0-0	0-0	0	0	0	1	1	0	0	6	
Team				1								
<b>Totals</b>	<b>31-53</b>	<b>13-24</b>	<b>17-23</b>	<b>30</b>	<b>20</b>	<b>92</b>	<b>19</b>	<b>14</b>	<b>4</b>	<b>3</b>	<b>200</b>	
	<b>FG%:</b>	<b>.585</b>	<b>3-PT%:</b>	<b>.542</b>	<b>FT%:</b>	<b>.739</b>						

**SCORE BY PERIODS:**

Iowa	33	46	79
Kentucky	45	47	92

**ATTENDANCE: 14,595**

**CINCINNATI 76, IOWA 64 (1st Round)**

March 17, 2005, RCA Dome, Indianapolis, IN

Iowa -- 64												
Name	FG	3-PT	FT	RB	PF	TP	A	TO	BK	S	MN	
Brunner	7-17	2-4	4-4	10	3	20	0	0	0	1	32	
Hansen	0-0	0-0	0-0	5	4	0	1	0	0	0	16	
Haluska	4-13	0-4	2-3	5	2	10	1	1	0	2	37	
Horner	4-13	2-6	2-2	4	1	12	1	4	0	1	39	
Henderson	1-8	0-1	5-6	3	5	7	1	4	0	1	26	
Angle	1-1	0-0	0-0	0	0	2	0	0	0	0	1	
Thompson	1-2	0-0	1-2	3	0	3	0	0	0	0	8	
Wieck	0-0	0-0	0-0	0	0	0	0	0	0	0	1	
Brownlee	0-0	0-0	0-0	0	2	0	0	0	0	0	1	
Thomas	0-2	0-0	5-8	9	2	5	0	1	1	1	23	
Reed	2-3	1-2	0-0	2	1	5	1	1	0	0	15	
Gorney	0-0	0-0	0-0	0	0	0	0	0	0	0	1	
Team				2								
<b>Totals</b>	<b>20-59</b>	<b>5-17</b>	<b>19-25</b>	<b>43</b>	<b>20</b>	<b>64</b>	<b>5</b>	<b>11</b>	<b>1</b>	<b>6</b>	<b>200</b>	
	<b>FG%:</b>	<b>.339</b>	<b>3-PT%:</b>	<b>.294</b>	<b>FT%:</b>	<b>.760</b>						

**Cincinnati -- 76**

Name	FG	3-PT	FT	RB	PF	TP	A	TO	BK	S	MN	
Hicks	5-10	0-1	0-2	9	2	10	2	1	2	1	34	
White	4-12	2-5	5-5	6	2	15	4	1	0	1	37	
Maxiell	8-11	2-2	4-8	9	2	22	1	1	6	2	36	
Williams	5-9	3-5	0-0	4	5	13	4	1	0	1	35	
Muhammad	2-8	1-3	4-6	2	3	9	6	2	0	0	31	
Kirkland	1-5	1-2	0-0	1	4	3	1	1	0	0	17	
Bright	2-2	0-0	0-1	3	1	4	0	1	0	0	10	
Others	0-0	0-0	0-0	0	0	0	0	0	0	0	13	
Team				2								
<b>Totals</b>	<b>27-57</b>	<b>9-18</b>	<b>13-22</b>	<b>36</b>	<b>19</b>	<b>76</b>	<b>18</b>	<b>8</b>	<b>8</b>	<b>5</b>	<b>200</b>	
	<b>FG%:</b>	<b>.474</b>	<b>3-PT%:</b>	<b>.500</b>	<b>FT%:</b>	<b>.591</b>						

**SCORE BY PERIODS:**

Iowa	22	42	64
Cincinnati	32	44	76

**ATTENDANCE: 27,284**

**NORTHWESTERN STATE 64, IOWA 63 (1st Round)**

March 17, 2006, The Palace at Auburn Hills, Auburn Hills, MI

Northwestern State -- 64												
Name	FG	3-PT	FT	RB	PF	TP	A	TO	BK	S	MN	
Lee	7-15	4-6	0-0	2	3	18	1	3	0	1	27	
Allen	3-6	0-0	1-5	4	5	7	0	2	0	1	22	
Mitchell	1-3	1-2	2-2	6	2	5	6	3	0	2	31	
Rogers	2-9	1-3	6-6	3	2	11	8	1	1	1	27	
Wallace	4-8	2-5	0-0	4	1	10	0	0	0	3	24	
Spencer	1-2	0-0	0-0	0	3	2	0	0	0	0	9	
Jones	1-3	0-1	0-0	3	1	2	1	0	0	0	15	
Forges	2-6	0-3	0-0	1	2	4	0	1	1	0	14	
Bargeman	1-5	0-2	0-0	0	0	2	0	0	0	0	16	
Dyer	1-2	1-1	0-0	0	1	3	1	0	2	0	11	
Ross	0-1	0-0	0-1	3	1	0	0	1	0	1	4	
Team				5								
<b>Totals</b>	<b>23-60</b>	<b>9-23</b>	<b>9-14</b>	<b>31</b>	<b>21</b>	<b>64</b>	<b>17</b>	<b>11</b>	<b>4</b>	<b>9</b>	<b>200</b>	
	<b>FG%:</b>	<b>.383</b>	<b>FT%:</b>	<b>.643</b>	<b>3PT%:</b>	<b>.391</b>						

**Iowa -- 63**

Name	FG	3-PT	FT	RB	PF	TP	A	TO	BK	S	MN	
Brunner	5-8	0-1	6-9	10	3	16	1	1	1	0	30	
Hansen	2-4	0-0	2-2	5	1	6	0	5	2	0	19	
Haluska	6-10	5-9	3-3	3	1	20	2	2	0	0	37	
Horner	4-13	1-7	2-2	5	1	11	4	3	0	3	39	
Henderson	0-2	0-1	3-4	4	4	3	2	3	0	0	34	
Thompson	0-1	0-0	0-0	3	1	0	0	2	0	1	10	
Freeman	0-0	0-0	0-0	1	2	0	1	2	0	0	8	
Thomas	1-3	0-0	5-6	4	4	7	0	0	2	0	21	
Reed	0-0	0-0	0-0	0	0	0	0	0	0	0	2	
Team				1								
<b>Totals</b>	<b>18-41</b>	<b>6-18</b>	<b>21-26</b>	<b>36</b>	<b>17</b>	<b>63</b>	<b>10</b>	<b>19</b>	<b>5</b>	<b>4</b>	<b>200</b>	
	<b>FG%:</b>	<b>.439</b>	<b>FT%:</b>	<b>.808</b>	<b>3-PT:</b>	<b>.333</b>						

**SCORE BY PERIODS:**

Northwestern State	24	40	64
Iowa	28	35	63

**ATTENDANCE: 18,456**

**TENNESSEE 78, IOWA 65 -- OT (First Four)**

March 19, 2014, Dayton Arena, Dayton, OH

Iowa -- 65												
Name	FG	3-PT	FT	RB	PF	TP	A	TO	BK	S	MN	
Basabe	0-2	0-0	0-0	4	4	0	0	1	0	0	9	
White	1-5	0-1	5-6	7	3	7	2	1	1	0	36	
Woodbury	8-11	0-0	0-0	8	4	16	1	1	0	0	30	
Marble	3-15	0-6	1-1	1	2	7	5	0	0	1	36	
Gesell	0-4	0-1	0-0	1	4	0	4	0	0	0	19	
Olaseni	1-1	0-0	1-2	0	3	3	0	1	0	0	16	
Oglesby	2-5	1-3	0-0	0	2	5	1	1	0	0	17	
Jok	4-5	2-3	0-0	0	0	10	0	0	0	1	16	
Clemmons	1-1	0-0	0-0	1	1	2	0	1	0	0	4	
McCabe	2-5	1-2	4-4	6	5	9	1	0	0	0	22	
Uthoff	2-4	0-0	2-2	1	0	6	0	0	1	0	20	
Team				1								
<b>Totals</b>	<b>24-58</b>	<b>4-16</b>	<b>13-15</b>	<b>30</b>	<b>28</b>	<b>65</b>	<b>14</b>	<b>6</b>	<b>2</b>	<b>2</b>	<b>225</b>	
	<b>FG%:</b>	<b>.414</b>	<b>FT%:</b>	<b>.867</b>	<b>3PT%:</b>	<b>.250</b>						

**Tennessee -- 78**



IOWA 83, DAVIDSON 52 (1st Round)

March 20, 2015, KeyArena, Seattle, WA

Davidson -- 52

Box score for Davidson vs Iowa, 3/20/15. Includes player stats for Davidson (Aldridge, Sullivan, Kalinoski, Barham, Gibbs, Ekwu, Watkins, Michelsen, Mackay, McAuliffe) and team totals.

Iowa -- 83

Box score for Iowa vs Davidson, 3/20/15. Includes player stats for Iowa (Uthoff, White, Woodbury, Jok, Gesell, Olaseni, Rose, Oglesby, Clemmons, Denning, Ukah, Uhl) and team totals.

SCORE BY PERIODS:

Score by periods table for Davidson vs Iowa, 3/20/15. Includes attendance: 14,852.

GONZAGA 87, IOWA 68 (2nd Round)

March 22, 2015, KeyArena, Seattle, WA

Iowa -- 68

Box score for Iowa vs Gonzaga, 3/22/15. Includes player stats for Iowa (Uthoff, White, Woodbury, Jok, Gesell, Olaseni, Oglesby, Clemmons, Uhl) and team totals.

Gonzaga -- 87

Box score for Gonzaga vs Iowa, 3/22/15. Includes player stats for Gonzaga (Wiltjer, Karnowski, Pangos, Bell Jr., Wesley, Melson, Nunez, Dranginis, Sabonis, McClellan) and team totals.

SCORE BY PERIODS:

Score by periods table for Iowa vs Gonzaga, 3/22/15. Includes attendance: 14,901.

IOWA 72, TEMPLE 70 -- OT (1st Round)

March 18, 2016, Barclays Center, Brooklyn, NY

Temple -- 70

Box score for Temple vs Iowa, 3/18/16. Includes player stats for Temple (Enechionya, Bond, Brown, Decosey, Coleman, Alston, Dingle, Williams) and team totals.

Iowa -- 72

Box score for Iowa vs Temple, 3/18/16. Includes player stats for Iowa (Uthoff, Woodbury, Jok, Gesell, Clemmons, Wagner, Williams, Uhl, Baer) and team totals.

SCORE BY PERIODS:

Score by periods table for Iowa vs Temple, 3/18/16. Includes attendance: 17,333.

VILLANOVA 87, IOWA 68 (2nd Round)

March 20, 2016, Barclays Center, Brooklyn, NY

Iowa -- 68

Box score for Iowa vs Villanova, 3/20/16. Includes player stats for Iowa (Uthoff, Woodbury, Jok, Gesell, Clemmons, Wagner, Fleming, Soukup, Michael, Williams, Soukup, Steven, Okah, Ellingson, Uhl, Baer) and team totals.

Villanova -- 87

Box score for Villanova vs Iowa, 3/20/16. Includes player stats for Villanova (Jenkins, Hart, Ochefu, Brunson, Archidiacono, Lowe, Booth, Farrell, Bridges, Reynolds, Rafferty) and team totals.

SCORE BY PERIODS:

Score by periods table for Iowa vs Villanova, 3/20/16. Includes attendance: 17,401.

**IOWA 79, CINCINNATI 72 (1st Round)**

March 22, 2019, Nationwide Arena, Columbus, OH

**Iowa -- 79**

Name	FG	3-PT	FT	RB	PF	TP	A	TO	BK	S	MN
Garza	8-11	2-3	2-3	7	1	20	0	1	0	0	32
Cook	1-9	0-0	3-5	5	4	5	4	1	0	0	20
Bohannon	5-10	1-4	2-4	5	1	13	4	2	0	0	38
Moss	2-5	1-3	0-0	1	2	5	2	3	0	0	23
Wieskamp	6-8	4-6	3-4	5	1	19	1	2	1	1	33
Dailley	0-0	0-0	0-0	1	0	0	0	0	0	0	8
Kriener	2-2	0-0	0-0	0	4	4	1	2	0	0	13
McCaffery	1-2	1-2	0-0	0	0	3	2	1	0	0	11
Baer	4-6	2-4	0-0	4	2	10	1	2	0	0	22
Team				5							
<b>Totals</b>	<b>29-53</b>	<b>11-22</b>	<b>10-16</b>	<b>33</b>	<b>15</b>	<b>79</b>	<b>15</b>	<b>14</b>	<b>1</b>	<b>1</b>	<b>200</b>
	<b>FG%:</b>	<b>.547</b>	<b>FT%:</b>	<b>.625</b>		<b>3PT%:</b>	<b>.500</b>				

**Cincinnati -- 72**

Name	FG	3-PT	FT	RB	PF	TP	A	TO	BK	S	MN
Scott	4-8	0-1	2-2	7	2	10	0	1	1	1	37
Brooks	5-8	0-0	1-2	5	5	11	0	0	1	0	21
Williams	2-5	0-2	0-0	6	3	4	1	1	0	1	27
Jenifer	7-12	3-7	2-2	4	0	19	2	1	0	0	35
Cumberland	7-17	3-9	1-2	1	1	18	4	2	0	1	39
Johnson	0-0	0-0	0-0	0	1	0	0	0	0	0	0+
Moore	0-3	0-3	2-2	1	4	2	1	0	0	0	9
Fredericks	0-1	0-1	0-0	1	0	0	0	0	0	0	3
Broome	3-9	0-4	2-4	2	0	8	1	1	0	0	19
Diarra	0-1	0-0	0-0	0	1	0	0	0	0	0	3
Nsoseme	0-1	0-0	0-0	1	1	0	0	0	0	1	7
Team				4							
<b>Totals</b>	<b>28-65</b>	<b>6-27</b>	<b>10-14</b>	<b>32</b>	<b>18</b>	<b>72</b>	<b>9</b>	<b>7</b>	<b>2</b>	<b>4</b>	<b>200</b>
	<b>FG%:</b>	<b>.431</b>	<b>FT%:</b>	<b>.714</b>		<b>3-PT:</b>	<b>.222</b>				

**SCORE BY PERIODS:**

Iowa	31	48	79
Cincinnati	36	36	72

ATTENDANCE: 19,641

**TENNESSEE 83, IOWA 77 -- OT (2nd Round)**

March 24, 2019, Nationwide Arena, Columbus, OH

**Iowa -- 77**

Name	FG	3-PT	FT	RB	PF	TP	A	TO	BK	S	MN
Garza	4-8	0-1	5-6	4	4	13	0	1	2	0	32
Cook	4-12	0-0	3-6	2	4	11	2	3	0	0	37
Bohannon	5-11	3-7	5-5	6	4	18	1	1	0	1	42
Moss	6-12	3-5	1-2	5	0	16	0	2	0	2	29
Wieskamp	1-7	1-5	8-8	7	3	11	2	1	0	1	37
Dailley	0-1	0-1	0-0	0	0	0	0	1	0	0	4
Kriener	1-3	0-0	2-5	2	3	4	0	2	0	0	13
McCaffery	0-0	0-0	0-0	0	0	0	2	0	0	1	13
Baer	2-5	0-2	0-0	5	3	4	1	0	1	1	18
Team				3							
<b>Totals</b>	<b>23-59</b>	<b>7-21</b>	<b>24-32</b>	<b>34</b>	<b>21</b>	<b>77</b>	<b>8</b>	<b>12</b>	<b>3</b>	<b>6</b>	<b>200</b>
	<b>FG%:</b>	<b>.390</b>	<b>FT%:</b>	<b>.750</b>		<b>3PT%:</b>	<b>.333</b>				

**Tennessee -- 83**

Name	FG	3-PT	FT	RB	PF	TP	A	TO	BK	S	MN
Williams	7-13	0-0	5-6	7	4	19	5	5	3	4	37
Alexander	2-2	0-0	4-5	9	4	8	0	2	1	0	33
Bone	5-12	2-5	2-2	3	2	14	3	3	0	0	38
Turner	5-13	3-7	2-2	6	2	15	3	1	0	0	41
Schofield	7-15	3-6	2-3	5	4	19	0	1	0	2	24
Fulkerson	0-0	0-0	0-0	2	2	0	0	0	0	0	9
Walker	0-0	0-0	0-0	0	2	0	0	1	0	0	3
Bowden	2-5	0-2	4-5	3	2	8	1	2	1	0	35
Pons	0-0	0-0	0-0	1	1	0	0	1	0	0	5
Team				5							
<b>Totals</b>	<b>28-60</b>	<b>8-20</b>	<b>19-23</b>	<b>41</b>	<b>23</b>	<b>83</b>	<b>12</b>	<b>17</b>	<b>5</b>	<b>6</b>	<b>200</b>
	<b>FG%:</b>	<b>.467</b>	<b>FT%:</b>	<b>.826</b>		<b>3-PT:</b>	<b>.400</b>				

**SCORE BY PERIODS:**

Iowa	28	43	6	77
Tennessee	49	22	12	83

ATTENDANCE: 19,610

**IOWA 86, GRAND CANYON 74 (1st Round)**

March 20, 2021, Indiana Farmers Coliseum, Indianapolis, IN

**Grand Canyon -- 74**

Name	FG	3-PT	FT	RB	PF	TP	A	TO	BK	S	MN
Frayser	3-7	2-6	0-0	3	4	8	5	1	3	1	25
Lever	5-11	0-3	3-5	5	4	13	2	1	0	0	33
Midtgaard	8-11	0-0	2-3	6	2	18	1	2	0	0	28
Dixon	1-7	1-5	0-0	1	3	3	1	0	0	0	25
Blacksher Jr.	6-16	3-9	0-0	3	3	15	7	2	0	1	38
McMillian	0-4	0-1	0-0	2	1	0	1	0	0	1	13
McGlothan	5-9	1-1	2-3	7	2	13	0	0	1	0	19
Miller-Moore	2-3	0-1	0-0	1	1	4	2	0	0	1	18
Zdor	0-0	0-0	0-0	0	0	0	0	0	0	0	0+
Smith	0-1	0-0	0-0	0	0	0	0	0	0	0	0+
Lloyd	0-0	0-0	0-0	0	0	0	0	0	0	0	0+
Stone	0-0	0-0	0-0	0	0	0	0	0	0	0	0+
Zdor	0-0	0-0	0-0	0	0	0	0	0	0	0	0+
Okpoh	0-1	0-0	0-0	1	0	0	0	0	0	0	0+
Team				8							
<b>Totals</b>	<b>30-70</b>	<b>7-26</b>	<b>7-11</b>	<b>37</b>	<b>20</b>	<b>74</b>	<b>19</b>	<b>7</b>	<b>4</b>	<b>4</b>	<b>200</b>
	<b>FG%:</b>	<b>.429</b>	<b>FT%:</b>	<b>.636</b>		<b>3PT%:</b>	<b>.269</b>				

**Iowa -- 86**

Name	FG	3-PT	FT	RB	PF	TP	A	TO	BK	S	MN
Garza	9-16	4-5	2-4	6	3	24	1	2	1	2	33
Bohannon	4-7	3-5	2-2	4	1	13	2	2	0	0	29
Fredrick	2-5	0-1	3-5	2	1	7	1	1	1	0	32
Wieskamp	3-7	1-4	9-10	8	1	16	5	0	0	0	36
McCaffery, C.	0-2	0-1	0-0	0	4	0	1	0	0	1	13
Murray, Keegan	6-11	1-5	0-0	7	4	13	3	0	4	1	25
Toussaint	2-2	1-1	0-0	1	1	5	2	1	0	0	11
McCaffery, P.	2-3	0-0	2-2	2	0	6	0	0	0	0	15
Perkins	1-1	0-0	0-1	2	0	2	2	0	0	0	6
Team				5							
<b>Totals</b>	<b>28-60</b>	<b>8-20</b>	<b>19-23</b>	<b>41</b>	<b>23</b>	<b>83</b>	<b>12</b>	<b>17</b>	<b>5</b>	<b>6</b>	<b>200</b>
	<b>FG%:</b>	<b>.537</b>	<b>FT%:</b>	<b>.750</b>		<b>3-PT:</b>	<b>.455</b>				

**SCORE BY PERIODS:**

Grand Canyon	31	43	74
Iowa	42	44	86

ATTENDANCE: 986

**OREGON 95, IOWA 80 (2nd Round)**

March 22, 2021, Bankers Life Fieldhouse, Indianapolis, IN

**Oregon -- 95**

Name	FG	3-PT	FT	RB	PF	TP	A	TO	BK	S	MN
Omoruyi	8-15	1-5	0-2	6	2	17	5	2	2	2	34
Williams Jr.	3-9	1-3	2-2	2	3	9	1	1	1	0	32
Richardson	7-10	3-4	2-2	6	3	19	7	3	0	1	40
Duarte	9-12	1-3	4-5	3	2	23	7	2	0	1	32
Figueroa	8-14	5-9	0-0	7	2	21	1	2	0	3	30
Hardy	0-2	0-1	0-0	1	0	0	2	0	0	0	10
Lawson	1-2	0-0	0-0	2	1	2	0	0	1	0	12
Terry	0-1	0-0	0-0	1	0	0	1	0	0	0	4
Keppang	2-3	0-0	0-0	1	0	4	1	0	2	0	6
Wur	0-0	0-0	0-0	0	0	0	0	0	0	0	0+
Estrada	0-0	0-0	0-0	0	0	0	0	0	0	0	0+
Osborn	0-0	0-0	0-0	0	0	0	0	0	0	0	0+
Johnson	0-0	0-0	0-0	1	0	0	0	0	0	0	0+
Team				4							
<b>Totals</b>	<b>38-68</b>	<b>11-25</b>	<b>8-11</b>	<b>34</b>	<b>13</b>	<b>95</b>	<b>25</b>	<b>11</b>	<b>6</b>	<b>7</b>	<b>200</b>
	<b>FG%:</b>	<b>.559</b>	<b>FT%:</b>	<b>.727</b>		<b>3PT%:</b>	<b>.440</b>				

**Iowa -- 80**



IOWA 73, TEMPLE -- 71

Nov. 15, 1990, Carver-Hawkeye Arena, Iowa City, IA (Preseason)

Temple -- 71

Table with columns: Name, FG, 3-PT, FT, RB, PF, TP, A, TO, BK, S, MN. Rows include Harden, Macon, Hodge, Kilgore, Strickland, Carstarphen, Lovelace, Spears, Post, Team, and Totals.

Iowa -- 73

Table with columns: Name, FG, 3-PT, FT, RB, PF, TP, A, TO, BK, S, MN. Rows include Skinner, Barnes, Earl, Moses, Street, Tubbs, Webb, Winters, Davis, Smith, Lusk, Lookingbill, and Totals.

Score by Periods:

Score by Periods table showing Temple and Iowa scores for each period and total attendance of 7,356.

NOTRE DAME 77, IOWA 68

Nov. 17, 1990, JAC Center, South Bend, IN (Preseason)

Iowa -- 68

Table with columns: Name, FG, 3-PT, FT, RB, PF, TP, A, TO, BK, S, MN. Rows include Moses, Street, Tubbs, Skinner, Barnes, Smith, Lusk, Davis, Winters, Lookingbill, Webb, Earl, Team, and Totals.

Notre Dame -- 77

Table with columns: Name, FG, 3-PT, FT, RB, PF, TP, A, TO, BK, S, MN. Rows include Ellis, Sweet, Tower, Singleton, Bennett, Boyer, Ellery, Cozen, Ross, Team, and Totals.

Score by Periods:

Score by Periods table showing Iowa and Notre Dame scores for each period and total attendance of 6,608.

IOWA 96, DEPAUL 87 (1st Round)

March 15, 1995, Mark of the Quad Cities, Moline, IL

DePaul -- 87

Table with columns: Name, FG, 3-PT, FT, RB, PF, TP, A, TO, BK, S, MN. Rows include Macon, Kleinschmidt, Bowden, Cole, Patton, Currie, Watts, Singer, Team, and Totals.

Iowa -- 96

Table with columns: Name, FG, 3-PT, FT, RB, PF, TP, A, TO, BK, S, MN. Rows include Murray, Settles, Bartels, Woolridge, Kingsbury, Glasper, Bowen, Skillett, Carter, Millard, Team, and Totals.

Score by Periods:

Score by Periods table showing DePaul and Iowa scores for each period and total attendance of 10,678.

IOWA 66, OHIO UNIVERSITY 62 (2nd Round)

March 21, 1995, Carver-Hawkeye Arena, Iowa City, IA

Ohio -- 62

Table with columns: Name, FG, 3-PT, FT, RB, PF, TP, A, TO, BK, S, MN. Rows include Trent, Simmons, Terry, Ford, Reese, Johnson, Sears, Greenwood, Team, and Totals.

Iowa -- 66

Table with columns: Name, FG, 3-PT, FT, RB, PF, TP, A, TO, BK, S, MN. Rows include Murray, Settles, Bartels, Woolridge, Kingsbury, Carter, Bowen, Glasper, Skillett, Millard, Team, and Totals.

Score by Periods:

Score by Periods table showing Ohio and Iowa scores for each period and total attendance of 15,500.

**PENN STATE 67, IOWA 64 (Quarterfinals)**  
March 23, 1995, Carver-Hawkeye Arena, Iowa City, IA

**Penn State -- 67**

Name	FG	3-PT	FT	RB	PF	TP	A	TO	BK	S	MN
Carlton	6-18	1-8	0-0	7	2	13	0	2	0	1	21
Sekunda	2-9	0-0	0-0	6	2	4	3	2	0	0	21
Amaechi	4-9	0-0	4-9	12	3	12	0	1	3	0	33
Earl	0-5	0-2	3-4	4	1	3	13	2	0	5	36
Williams	5-8	0-0	0-0	3	3	10	1	2	0	1	19
Bartram	3-5	2-4	0-0	6	1	8	1	5	0	0	20
Lisicky	4-10	4-7	0-0	1	1	12	1	3	0	0	26
Williams	1-3	0-0	1-5	6	4	3	0	1	0	0	14
Joseph	1-1	0-1	0-0	2	2	2	0	0	0	1	10
Team				3							
<b>Totals</b>	<b>26-68</b>	<b>7-22</b>	<b>8-18</b>	<b>50</b>	<b>19</b>	<b>67</b>	<b>19</b>	<b>18</b>	<b>3</b>	<b>8</b>	<b>200</b>
<b>FG%:</b>	<b>.382</b>	<b>3-PT%:</b>	<b>.318</b>	<b>FT%:</b>	<b>.444</b>						

**Iowa -- 64**

Name	FG	3-PT	FT	RB	PF	TP	A	TO	BK	S	MN
Murray	2-5	0-1	0-1	2	1	4	2	2	0	1	26
Settles	6-15	1-5	3-5	9	4	16	3	1	1	0	28
Bartels	3-9	1-6	1-3	3	1	8	0	2	1	2	32
Woolridge	10-17	2-3	6-8	6	1	28	5	3	1	1	35
Kingsbury	1-11	1-10	1-2	2	5	4	0	2	0	0	24
Carter	0-0	0-0	0-0	3	1	0	0	0	1	1	11
Bowen	0-0	0-0	0-0	4	3	0	0	3	4	2	14
Glasper	0-0	0-0	0-0	1	2	0	2	2	0	2	5
Skillett	0-0	0-0	0-0	1	0	0	2	0	0	2	10
Millard	2-2	0-0	0-0	4	2	4	0	1	0	0	15
Team				2							
<b>Totals</b>	<b>24-59</b>	<b>5-25</b>	<b>11-19</b>	<b>37</b>	<b>20</b>	<b>64</b>	<b>14</b>	<b>16</b>	<b>8</b>	<b>11</b>	<b>200</b>
<b>FG%:</b>	<b>.407</b>	<b>3-PT%:</b>	<b>.200</b>	<b>FT%:</b>	<b>.579</b>						

**Score by Periods:** ATTENDANCE: 15,500

Penn State	31	36	67
Iowa	34	30	64

**GEORGIA 100, IOWA 93 (1st Round)**  
March 11, 1998, Carver-Hawkeye Arena, Iowa City, IA

**Georgia -- 100**

Name	FG	3-PT	FT	RB	PF	TP	A	TO	BK	S	MN
Brown	3-4	0-0	5-6	5	3	11	0	2	0	0	18
Jones	5-14	1-3	3-5	8	2	14	0	2	1	0	30
Chadwick	4-5	1-1	0-0	6	3	9	1	2	0	0	23
Smith	6-10	4-6	2-2	7	2	18	5	5	0	1	35
Harrison	10-17	0-2	2-3	4	0	22	9	2	0	1	39
Jones	0-0	0-0	0-0	1	1	0	1	1	0	0	6
Ransom	6-8	0-1	2-4	5	1	14	2	3	1	2	24
Hall	2-2	0-0	0-0	6	3	4	0	1	0	0	13
Dukes	2-3	2-3	0-2	2	2	6	0	1	2	0	7
Dryden	0-0	0-0	0-0	0	1	0	0	0	0	0	1
Nordin	1-1	0-0	0-0	2	3	2	1	1	0	0	4
Team				1				1			
<b>Totals</b>	<b>39-64</b>	<b>8-16</b>	<b>14-22</b>	<b>47</b>	<b>21</b>	<b>100</b>	<b>19</b>	<b>21</b>	<b>4</b>	<b>4</b>	<b>200</b>
<b>FG%:</b>	<b>.609</b>	<b>3-PT%:</b>	<b>.500</b>	<b>FT%:</b>	<b>.636</b>						

**Iowa -- 93**

Name	FG	3-PT	FT	RB	PF	TP	A	TO	BK	S	MN
Davis	9-21	2-4	5-7	8	2	25	1	2	1	3	34
Galloway	2-7	1-5	0-0	0	1	5	3	1	0	1	19
Bowen	11-15	0-0	2-6	11	4	24	1	0	2	4	30
Oliver	3-6	0-0	3-4	2	4	9	4	2	0	3	24
McCausland	3-9	3-7	0-0	4	1	9	1	1	0	0	28
Bauer	0-0	0-0	2-2	0	0	2	0	0	0	1	1
Rucker	0-3	0-0	0-0	0	0	0	0	0	0	0	3
Luehrsmann	1-6	0-2	1-2	4	3	3	5	3	0	3	27
Koch	0-1	0-0	6-6	1	0	6	0	1	1	1	10
Moore	3-5	1-2	1-2	0	1	8	2	0	1	1	19
Others	1-1	0-0	0-0	0	0	2	0	0	0	0	4
Team				1							
<b>Totals</b>	<b>33-74</b>	<b>7-20</b>	<b>20-29</b>	<b>31</b>	<b>16</b>	<b>93</b>	<b>17</b>	<b>10</b>	<b>5</b>	<b>17</b>	<b>200</b>
<b>FG%:</b>	<b>.446</b>	<b>3-PT%:</b>	<b>.350</b>	<b>FT%:</b>	<b>.690</b>						

**Score by Periods:** ATTENDANCE: 5,167

Georgia	52	48	100
Iowa	50	43	93

**LSU 63, IOWA 61 (1st Round)**  
March 13, 2002, Carver-Hawkeye Arena, Iowa City, IA

**Louisiana State -- 63**

Name	FG	3-PT	FT	RB	PF	TP	A	TO	BK	S	MN
Dupree	8-18	0-3	3-6	11	4	19	1	2	0	2	35
Williams	1-5	0-0	8-8	7	2	10	4	1	1	4	36
Bridgewater	2-6	0-0	0-0	3	5	4	2	0	1	0	35
Bright	7-13	3-7	1-2	3	3	18	2	3	0	1	38
Hudson	4-12	1-4	0-0	3	2	9	1	3	0	1	33
Young	1-1	0-0	1-2	0	0	3	0	0	0	0	5
Thompson	0-0	0-0	0-0	0	1	0	1	0	0	0	8
Wilson	0-0	0-0	0-0	0	2	0	0	1	0	1	10
Team				3							
<b>Totals</b>	<b>23-55</b>	<b>4-14</b>	<b>13-18</b>	<b>30</b>	<b>19</b>	<b>63</b>	<b>11</b>	<b>11</b>	<b>2</b>	<b>9</b>	<b>200</b>
<b>FG%:</b>	<b>.418</b>	<b>3-PT%:</b>	<b>.286</b>	<b>FT%:</b>	<b>.722</b>						

**Iowa -- 61**

Name	FG	3-PT	FT	RB	PF	TP	A	TO	BK	S	MN	
Evans	3-5	0-0	4-8	9	3	10	1	1	0	1	33	
Sonderleiter	0-0	0-0	0-0	0	1	0	0	0	0	1	0	4
Leslie	2-4	2-2	0-0	3	3	6	3	2	0	0	20	
Pierce	6-8	0-2	1-2	8	3	13	5	2	1	1	35	
Recker	4-16	2-10	2-2	2	2	12	4	3	0	1	40	
Hogan	1-2	1-2	0-0	1	0	3	0	3	0	0	8	
Worley	2-5	0-1	1-2	2	2	5	0	4	1	0	16	
Reiner	1-1	0-0	0-0	2	0	2	1	0	1	0	12	
Boyd	0-2	0-2	1-2	2	0	1	0	2	0	0	9	
Henderson	3-7	0-2	3-3	3	2	9	0	1	1	0	23	
Team				6								
<b>Totals</b>	<b>22-50</b>	<b>5-21</b>	<b>12-19</b>	<b>38</b>	<b>16</b>	<b>61</b>	<b>14</b>	<b>18</b>	<b>5</b>	<b>3</b>	<b>200</b>	
<b>FG%:</b>	<b>.440</b>	<b>3-PT%:</b>	<b>.238</b>	<b>FT%:</b>	<b>.632</b>							

**Score by Periods:** ATTENDANCE: 10,511

Louisiana State	29	34	63
Iowa	28	33	61

**IOWA 62, VALPARAISO, 60 (Opening Round)**  
March 13, 2003, Carver-Hawkeye Arena, Iowa City, IA

**VALPARAISO -- 60**

Name	FG	3-PT	FT	RB	PF	TP	A	TO	BK	S	MN
Gomes	4-8	0-3	1-3	4	4	9	4	2	1	2	26
Grafs	4-9	0-2	1-3	5	5	9	1	0	1	1	28
Tonagel	2-4	1-2	0-0	2	1	5	1	2	0	1	36
Nieves	0-3	0-3	0-0	2	0	0	2	0	0	0	22
Berdiel	6-12	1-2	0-1	3	2	13	3	1	0	2	28
Ortiz	6-14	1-2	1-2	1	1	14	3	1	0	4	31
Oppland	1-1	0-0	0-0	0	2	2	0	1	0	0	14
Nikkila	2-3	0-0	4-4	3	2	8	0	0	2	0	15
Team				5							
<b>Totals</b>	<b>25-54</b>	<b>3-14</b>	<b>7-13</b>	<b>26</b>	<b>17</b>	<b>60</b>	<b>14</b>	<b>9</b>	<b>4</b>	<b>10</b>	<b>200</b>
<b>FG%:</b>	<b>.463</b>	<b>3PT%:</b>	<b>.214</b>	<b>FT%:</b>	<b>.538</b>						

**IOWA -- 62**

Name	FG	3-PT	FT	RB	PF	TP	A	TO	BK	S	MN
Worley	1-3	0-2	0-0	2	5	2	3	2	2	0	28
Brunner	2-6	0-0	3-4	4	2	7	1	1	1	1	21
Reiner	4-8	0-0	3-6	10	3	11	0	2	2	1	26
Leslie	7-15	1-3	0-0	4	1	15	5	3	0	1	40
Horner	1-4	0-2	3-5	7	1	5	7	4	0	0	35
Kimm	0-0	0-0	0-0	0	0	0	0	0	0	0	3
Boyd	4-5	3-4	0-0	1	0	11	0	0	0	1	28
Sonderleiter	5-7	0-0	1-1	3	2	11	0	5	1	0	19
Team				3							
<b>Totals</b>	<b>24-48</b>	<b>4-11</b>	<b>10-16</b>	<b>34</b>	<b>14</b>	<b>62</b>	<b>16</b>	<b>17</b>	<b>6</b>	<b>4</b>	<b>200</b>
<b>FG%:</b>	<b>.500</b>	<b>3PT%:</b>	<b>.364</b>	<b>FT%:</b>	<b>.625</b>						

**Score by Periods:** ATTENDANCE: 2,761

Valparaiso	29	31	60
Iowa	32	30	62

**IOWA 54, IOWA STATE 53 (1st Round)**

March 21, 2003, Hilton Coliseum, Ames, IA

**IOWA -- 54**

Name	FG	3-PT	FT	RB	PF	TP	A	TO	BK	S	MN
Leslie	5-8	0-1	1-2	3	0	11	1	4	0	0	39
Horner	2-6	1-2	4-6	2	3	9	1	4	0	1	37
Worley	5-10	0-1	3-4	5	5	13	0	4	2	2	30
Reiner	1-3	0-0	1-1	8	4	3	2	2	1	1	24
Brunner	1-2	0-0	0-0	9	3	2	1	3	2	2	22
Boyd	1-4	1-4	3-4	3	3	6	1	1	0	1	22
Sonderleiter	4-8	0-0	2-5	2	2	10	2	1	0	0	26
Team				3							
<b>Totals</b>	<b>19-41</b>	<b>2-8</b>	<b>14-22</b>	<b>35</b>	<b>20</b>	<b>54</b>	<b>8</b>	<b>19</b>	<b>5</b>	<b>7</b>	<b>200</b>
	FG%:	.463	3PT%:	.250		FT%:	.636				

**IOWA STATE -- 53**

Name	FG	3-PT	FT	RB	PF	TP	A	TO	BK	S	MN
Sullivan	3-16	2-10	0-2	1	3	8	1	1	0	3	39
Haluska	1-5	1-3	1-2	2	1	4	0	1	0	0	25
Vroman	7-12	0-0	6-11	9	5	20	2	2	3	2	30
Barnes	1-10	1-8	0-0	3	3	3	6	2	0	2	39
Homan	6-9	0-0	2-3	7	3	14	1	1	1	1	36
Varley	0-0	0-0	0-0	2	3	0	0	0	0	0	9
Neal	0-0	0-0	0-0	1	0	0	0	0	0	0	3
Jefferson	1-3	0-1	2-2	3	3	4	0	2	1	0	19
Team				2							
<b>Totals</b>	<b>19-55</b>	<b>4-22</b>	<b>11-20</b>	<b>30</b>	<b>21</b>	<b>53</b>	<b>10</b>	<b>9</b>	<b>5</b>	<b>8</b>	<b>200</b>
	FG%:	.345	3PT%:	.182		FT%:	.550				

**Score by Periods:**

Iowa	26	28	54
Iowa State	19	34	53

ATTENDANCE: 14,020

**GEORGIA TECH 79, IOWA 78 (2nd Round)**

March 24, 2003, Carver-Hawkeye Arena, Iowa City, IA

**GEORGIA TECH -- 79**

Name	FG	3-PT	FT	RB	PF	TP	A	TO	BK	S	MN
Bosh	3-6	1-2	10-13	9	4	17	1	5	1	0	34
Tarver	4-4	0-0	0-0	3	3	8	0	2	1	0	18
Elder	4-13	0-3	0-0	6	1	8	1	3	0	1	31
Jack	2-5	0-2	0-1	1	2	4	9	2	0	2	35
Lewis	3-7	3-6	3-4	4	3	12	1	0	0	1	28
Muhammad	4-8	0-0	3-5	7	2	11	2	0	0	0	21
Schenscher	1-2	0-0	0-0	2	2	2	0	0	0	0	5
Nelson	3-9	0-0	6-7	4	3	12	2	3	0	1	24
McHenry	2-2	1-1	0-0	0	2	5	0	0	0	0	4
Team				2							
<b>Totals</b>	<b>26-56</b>	<b>5-14</b>	<b>22-30</b>	<b>38</b>	<b>22</b>	<b>79</b>	<b>16</b>	<b>15</b>	<b>2</b>	<b>5</b>	<b>200</b>
	FG%:	.464	3PT%:	.357		FT%:	.733				

**IOWA -- 78**

Name	FG	3-PT	FT	RB	PF	TP	A	TO	BK	S	MN
Worley	0-4	0-1	2-2	5	5	2	1	4	2	3	24
Brunner	2-3	0-1	0-0	5	5	4	2	1	1	0	21
Reiner	3-6	0-0	3-5	4	3	9	0	0	0	0	26
Leslie	6-13	2-4	13-15	0	2	27	3	3	0	2	38
Horner	2-7	2-5	0-0	6	3	6	8	3	0	2	38
Kimm	0-0	0-0	0-0	0	0	0	0	1	0	0	3
Boyd	5-10	2-6	5-5	0	1	17	1	0	0	2	24
Sonderleiter	6-8	0-0	1-4	6	4	13	3	2	1	1	26
Team				2							
<b>Totals</b>	<b>24-51</b>	<b>6-17</b>	<b>24-31</b>	<b>28</b>	<b>23</b>	<b>78</b>	<b>18</b>	<b>14</b>	<b>4</b>	<b>10</b>	<b>200</b>
	FG%:	.471	3PT%:	.353		FT%:	.774				

**Score by Periods:**

Georgia Tech	44	35	79
Iowa	37	41	78

ATTENDANCE: 9,038

**SAINT LOUIS 70, IOWA 69 (1st Round)**

March 16, 2004, Family Arena, St. Charles, MO

**IOWA -- 69**

Name	FG	3-PT	FT	RB	PF	TP	A	TO	BK	S	MN
Pierce	7-13	0-0	2-2	6	4	16	0	5	0	0	28
Worley	4-7	1-1	1-1	9	4	10	1	3	3	1	38
Brunner	4-6	0-0	2-4	6	2	10	3	0	0	0	30
Horner	4-10	1-4	8-9	5	1	17	6	4	0	0	40
Boyd	3-6	0-3	2-2	1	2	8	4	3	0	1	35
Rand	0-0	0-0	0-0	0	0	0	0	0	0	0	3
Spurgeon	2-2	0-0	2-2	3	3	6	1	1	1	0	14
Hansen	1-3	0-0	0-0	4	1	2	0	1	3	0	12
Team				2							
<b>Totals</b>	<b>25-47</b>	<b>2-8</b>	<b>17-20</b>	<b>39</b>	<b>17</b>	<b>69</b>	<b>15</b>	<b>18</b>	<b>6</b>	<b>2</b>	<b>200</b>
	FG%:	.532	3PT%:	.250		FT%:	.850				

**SAINT LOUIS -- 70**

Name	FG	3-PT	FT	RB	PF	TP	A	TO	BK	S	MN
Sloan	5-12	1-5	5-8	6	2	16	5	0	0	0	39
Vouyoukas	0-2	0-0	0-0	1	1	0	0	0	0	0	10
Fisher	5-11	0-3	0-0	2	2	10	5	3	2	2	38
Bryant	4-12	1-4	1-1	4	1	10	3	2	0	1	30
Hunt	0-1	0-0	0-0	1	1	0	1	0	0	1	25
Clarke	3-5	1-3	1-2	2	2	8	0	1	0	0	12
Drejaj	7-8	4-4	5-6	1	3	23	2	0	0	1	24
Varner	1-6	0-2	1-1	1	1	3	1	0	0	1	11
Ohanon	0-2	0-0	0-0	1	2	0	1	0	0	1	11
Team				3							
<b>Totals</b>	<b>25-59</b>	<b>7-21</b>	<b>13-18</b>	<b>22</b>	<b>15</b>	<b>70</b>	<b>18</b>	<b>6</b>	<b>2</b>	<b>7</b>	<b>200</b>
	FG%:	.424	3PT%:	.333		FT%:	.722				

**Score by Periods:**

Iowa	35	34	69
Saint Louis	26	44	70

ATTENDANCE: 5,674

**IOWA 84, DAYTON, 75 (1st Round)**

March 13, 2012, Carver-Hawkeye Arena, Iowa City, IA

**DAYTON -- 75**

Name	FG	3-PT	FT	RB	PF	TP	A	TO	BK	S	MN
Oliver	3-11	0-3	1-2	4	3	7	1	1	0	1	28
Kavanaugh	2-4	0-0	2-2	2	2	6	0	1	0	0	26
Dillard	7-14	4-6	5-6	5	2	23	6	3	0	2	37
Johnson	3-8	0-3	2-2	7	2	8	1	0	0	0	24
Williams	4-7	2-4	2-2	0	2	12	1	0	0	0	32
Asmus	1-1	1-1	0-0	0	0	3	0	0	0	0	0+
Parker	3-10	2-7	1-2	2	1	9	0	2	0	0	25
Vonderhaar	0-0	0-0	0-0	0	0	0	1	0	0	0	0+
Fabrizius	0-6	0-6	1-2	3	1	1	0	0	0	0	12
Gavrilovic	3-5	0-0	0-0	7	1	6	0	1	0	0	14
Hill	0-0	0-0	0-0	0	1	0	0	0	0	0	2
Team				5							
<b>Totals</b>	<b>26-66</b>	<b>9-30</b>	<b>14-18</b>	<b>35</b>	<b>15</b>	<b>75</b>	<b>10</b>	<b>9</b>	<b>0</b>	<b>3</b>	<b>200</b>
	FG%:	.394	3PT%:	.300		FT%:	.778				

**IOWA -- 84**

Name	FG	3-PT	FT	RB	PF	TP	A	TO	BK	S	MN
McCabe	9-9	1-1	1-2	8	4	20	2	4	0	0	32
White	10-15	1-3	4-4	11	2	25	2	0	0	0	31
Marble	4-8	1-3	0-0	2	2	9	3	2	1	2	29
Gatens	2-9	2-6	1-2	2	3	7	4	1	1	0	37
Cartwright	1-4	0-1	3-4	4	0	5	11	2	1	0	35
Basabe	6-9	0-0	3-3	5	1	15	0	0	2	1	14
Oglesby	1-3	1-2	0-0	2	0	3	1	0	0	0	16
Brommer	0-0	0-0	0-0	0	0	0	0	1	0	0	3
May	0-1	0-0	0-0	0	0	0	0	0	0	0	3
Team				1							
<b>Totals</b>	<b>33-58</b>	<b>6-16</b>	<b>12-15</b>	<b>34</b>	<b>12</b>	<b>84</b>	<b>23</b>	<b>11</b>	<b>5</b>	<b>3</b>	<b>200</b>
	FG%:	.569	3PT%:	.375		FT%:	.800				

**Score by Periods:**

Dayton	41	34	75
Iowa	44	40	84

ATTENDANCE: 13,190

**OREGON 108, IOWA 97 (2nd Round)**

March 18, 2012, Matthew Knight Arena, Eugene, OR

**IOWA -- 97**

Name	FG	3-PT	FT	RB	PF	TP	A	TO	BK	S	MN
Marble	10-15	7-8	4-4	5	3	31	5	0	0	0	37
McCabe	3-6	1-1	1-2	2	5	8	0	4	0	0	13
White	7-17	1-5	7-8	8	2	22	1	0	0	1	35
Gatens	3-10	1-7	0-0	1	2	7	3	1	0	0	35
Cartwright	6-11	0-0	0-0	2	3	12	10	2	0	4	33
Olaseni	0-1	0-0	0-0	0	0	0	0	0	0	0	3
Basabe	8-13	0-0	1-1	8	5	17	0	0	0	0	18
Oglesby	0-1	0-0	0-0	0	0	0	0	0	0	0	17
Brommer	0-1	0-0	0-0	1	1	0	0	1	0	0	3
May	0-4	0-1	0-0	3	2	0	0	0	0	1	5
Stokes	0-0	0-0	0-0	0	0	0	0	0	0	0	1
Team				6							
<b>Totals</b>	<b>37-79</b>	<b>10-22</b>	<b>13-15</b>	<b>36</b>	<b>23</b>	<b>97</b>	<b>19</b>	<b>8</b>	<b>0</b>	<b>6</b>	<b>200</b>
FG%:	.468	3PT%:	.455	FT%:	.867						

**OREGON -- 108**

Name	FG	3-PT	FT	RB	PF	TP	A	TO	BK	S	MN
Jacob	2-2	0-0	0-0	4	0	4	1	0	0	0	9
Singler	9-10	3-4	4-4	6	3	25	4	1	0	0	35
Woods	3-4	0-0	0-0	0	1	6	0	0	3	0	14
Sim	4-10	3-6	4-4	4	2	15	2	1	0	1	30
Joseph	5-10	3-7	2-2	2	2	15	8	2	0	0	39
Ashaolu	7-10	0-0	8-11	6	2	22	4	1	2	0	25
Loyd	1-4	0-2	0-0	1	2	2	5	2	0	1	13
Nared	0-1	0-1	0-0	2	0	0	0	0	2	0	6
Emory	4-8	1-3	10-11	7	4	19	2	3	0	1	29
Team				0							
<b>Totals</b>	<b>35-59</b>	<b>10-23</b>	<b>28-32</b>	<b>32</b>	<b>16</b>	<b>108</b>	<b>26</b>	<b>10</b>	<b>7</b>	<b>3</b>	<b>200</b>
FG%:	.593	3PT%:	.435	FT%:	.875						

Score by Periods:

Iowa	51	46	97
Oregon	47	61	108

ATTENDANCE: 8,647

**IOWA 68, INDIANA STATE, 52 (1st Round)**

March 20, 2013, Carver-Hawkeye Arena, Iowa City, IA

**INDIANA STATE -- 52**

Name	FG	3-PT	FT	RB	PF	TP	A	TO	BK	S	MN
Arop	1-3	0-1	0-0	2	2	2	1	2	0	0	22
Mahurin	2-8	2-7	0-0	1	3	6	1	1	0	0	21
Gant	6-14	0-1	4-4	23	1	16	0	0	2	2	29
Cummings	2-6	0-3	0-0	4	5	4	5	1	0	1	27
Odum	2-6	1-2	0-0	7	2	5	3	6	0	2	30
Kitchell	0-1	0-0	0-0	1	0	0	0	1	0	0	7
Eitel	1-2	1-2	0-0	1	1	3	1	0	0	0	18
Brown	2-3	0-0	2-3	2	1	6	0	2	0	2	17
Smith, R.	0-0	0-0	0-0	0	0	0	0	0	0	0	0+
Burnett	1-4	0-1	4-4	3	1	6	1	1	0	0	15
Smith, K.	2-3	0-0	0-0	1	1	4	0	2	0	0	14
Team				2							
<b>Totals</b>	<b>19-50</b>	<b>4-17</b>	<b>10-11</b>	<b>27</b>	<b>17</b>	<b>52</b>	<b>12</b>	<b>16</b>	<b>0</b>	<b>7</b>	<b>200</b>
FG%:	.380	3PT%:	.235	FT%:	.909						

**IOWA -- 68**

Name	FG	3-PT	FT	RB	PF	TP	A	TO	BK	S	MN
Basabe	4-9	0-0	1-2	8	0	9	0	0	1	0	20
White	3-8	0-2	5-7	13	0	11	1	4	0	1	33
Woodbury	2-3	0-0	0-0	3	2	4	0	3	1	0	13
Marble	7-15	2-5	8-10	5	0	24	6	1	0	4	34
Gesell	1-5	0-3	0-0	0	0	2	1	1	0	1	14
Olaseni	1-2	0-0	0-2	3	3	2	0	1	2	0	13
Oglesby	1-3	1-2	0-0	1	0	3	1	0	0	0	24
Clemmons	0-0	0-0	0-0	1	3	0	0	3	0	0	6
Rickert	0-0	0-0	0-0	0	0	0	0	0	0	0	0+
Denning	0-0	0-0	0-0	0	0	0	0	0	0	0	0+
McCabe	2-8	2-5	2-2	3	3	8	1	0	0	0	13
Ingram	0-0	0-0	0-0	0	0	0	0	0	0	0	0+
May	1-4	1-2	2-3	2	2	5	1	0	0	2	30
Stokes	0-0	0-0	0-0	0	0	0	0	0	0	0	0+
Team				3							
<b>Totals</b>	<b>22-57</b>	<b>6-19</b>	<b>18-26</b>	<b>42</b>	<b>13</b>	<b>68</b>	<b>11</b>	<b>13</b>	<b>4</b>	<b>9</b>	<b>200</b>
FG%:	.386	3PT%:	.316	FT%:	.692						

Score by Periods:

Indiana State	30	22	52
Iowa	31	37	68

ATTENDANCE: 15,400

**IOWA 75, STONY BROOK 63 (2nd Round)**

March 22, 2013, Carver-Hawkeye Arena, Iowa City, IA

**STONY BROOK -- 63**

Name	FG	3-PT	FT	RB	PF	TP	A	TO	BK	S	MN
Warney	7-9	0-0	3-4	7	1	17	0	0	0	1	31
Brenton	2-6	0-0	1-4	5	2	5	4	2	0	0	34
King	1-2	1-2	1-2	3	1	4	1	0	0	0	12
Jackson	6-11	2-5	1-1	0	2	15	2	1	0	0	30
Coley	4-11	3-5	1-2	5	3	12	2	4	0	0	32
Bracey	0-0	0-0	0-0	1	1	0	0	1	0	0	3
Puriefey	1-4	0-1	2-4	2	2	4	0	1	0	0	11
Rouse	1-3	0-2	0-0	0	3	2	0	2	0	0	14
Hayes	0-1	0-1	0-0	0	1	0	0	0	0	0	2
McAllister	2-4	0-0	0-0	3	3	4	0	0	1	0	22
Mayo	0-0	0-0	0-0	1	1	0	0	0	0	0	9
Team				3							
<b>Totals</b>	<b>24-51</b>	<b>6-16</b>	<b>9-17</b>	<b>30</b>	<b>20</b>	<b>63</b>	<b>9</b>	<b>11</b>	<b>1</b>	<b>1</b>	<b>200</b>
FG%:	.471	3PT%:	.375	FT%:	.529						

**IOWA -- 75**

Name	FG	3-PT	FT	RB	PF	TP	A	TO	BK	S	MN
Basabe	4-5	0-0	0-0	6	1	8	2	1	1	0	19
May	1-5	1-1	1-2	4	4	4	4	0	0	0	30
White	4-10	1-4	4-4	7	2	13	2	2	2	0	33
Woodbury	0-1	0-0	0-0	5	4	0	2	1	2	1	17
Marble	9-18	2-6	8-11	2	0	28	5	1	0	2	35
Gesell	2-6	1-3	0-0	0	1	5	3	0	0	1	19
Olaseni	2-3	0-0	1-2	6	1	5	1	0	0	0	20
Oglesby	1-2	1-2	0-0	0	1	3	0	0	0	0	12
Clemmons	0-0	0-0	1-2	0	1	1	0	0	0	0	5
McCabe	3-5	2-3	0-0	3	3	8	1	3	0	1	10
Team				1							
<b>Totals</b>	<b>26-55</b>	<b>8-19</b>	<b>15-21</b>	<b>34</b>	<b>18</b>	<b>75</b>	<b>20</b>	<b>8</b>	<b>5</b>	<b>5</b>	<b>200</b>
FG%:	.386	3PT%:	.316	FT%:	.692						

Score by Periods:

Stony Brook	34	29	63
Iowa	37	38	75

ATTENDANCE: 15,400

**IOWA 75, VIRGINIA 64 (Quarterfinals)**

March 27, 2013, John Paul Jones Arena, Charlottesville, VA

**IOWA -- 75**

Name	FG	3-PT	FT	RB	PF	TP	A	TO	BK	S	MN
Basabe	0-3	0-0	0-0	2	1	0	1	0	1	0	16
May	3-6	2-2	0-0	2	3	8	1	0	0	0	33
White	1-6	0-3	4-4	5	1	6	0	2	0	1	30
Woodbury	5-7	0-0	0-0	8	4	10	2	2	0	0	26
Marble	8-16	1-5	7-7	3	1	24	5	2	1	3	36
Olaseni	0-1	0-0	0-0	1	1	0	0	1	0	0	7
Oglesby	1-1	1-1	0-0	0	1	3	0	1	0	1	10
Clemmons	1-2	1-2	4-4	4	1	7	2	2	1	0	19
Gesell	3-5	1-2	0-0	1	0	7	1	1	0	2	8
McCabe	4-6	2-2	0-0	3	4	10	2	4	0	1	15
Team				5							
<b>Totals</b>	<b>26-53</b>	<b>8-17</b>	<b>15-15</b>	<b>34</b>	<b>17</b>	<b>75</b>	<b>14</b>	<b>15</b>	<b>3</b>	<b>8</b>	<b>200</b>
FG%:	.491	3PT%:	.471	FT%:	1.000						

**Virginia -- 64**

Name	FG	3-PT	FT	RB	PF	TP	A	TO	BK	S	MN
Mitchell	2-6	0-0	5-6	7	1	9	2	2	0	2	30
Evans	0-2	0-0	0-0	1	4	0	4	1	0	2	30
Jespersion	1-2	1-2	0-0	1	2	3	0	1	0	0	18
Harris	4-11	2-5	1-2	0	3	11	1	4	0	0	34
Anderson	6-14	5-8	7-8	6	2	24	2	4	5	3	35
Browman	0-0	0-0	0-0	0	1	0	0	0	0	0	2
Barnette	0-1	0-1	0-0	0	0	0	0	1	1	0	7
Jones	1-3	0-1	0-0	0	2	2	0	1	0	0	9
Tobey	5-10	0-0	5-6	6	0	15	1	1	3	1	22
Nolte	0-1	0-1	0-0	2	0	0	0	0	0	0	11
Atkins	0-0	0-0	0-0	0	0	0	0	1	0	0	2
Team				3							
<b>Totals</b>	<b>19-50</b>	<b>8-18</b>	<b>18-22</b>	<b>26</b>	<b>15</b>	<b>64</b>	<b>11</b>	<b>16</b>	<b>8</b>	<b>8</b>	<b>200</b>
FG%:	.380	3PT%:	.444	FT%:	.818						

Score by Periods:



IOWA 71, MARYLAND 60 (Semifinals)
April 2, 2013, Madison Square Garden, New York, NY

IOWA -- 71
Name FG 3-PT FT RB PF TP A TO BK S MN
Basabe 2-7 0-0 0-0 3 3 4 1 1 0 1 15
White 1-3 0-0 8-10 8 2 10 1 2 2 1 31
Woodbury 3-8 0-0 3-4 3 3 9 0 0 2 0 29
Marble 8-16 2-5 3-4 9 1 21 3 3 1 1 33
May 3-7 1-2 5-6 4 1 12 5 0 0 3 36
Olaseni 1-1 0-0 0-0 0 3 2 0 0 0 0 6
Oglesby 0-2 0-2 0-0 0 0 0 1 0 0 1 7
Clemmons 1-3 0-0 0-0 0 0 2 2 0 0 0 17
Gesell 2-5 0-1 0-0 1 1 4 1 0 0 0 11
McCabe 3-5 1-2 0-0 2 3 7 3 0 0 0 15
Team 6
Totals 24-57 4-12 19-24 36 17 71 17 8 5 7 200
FG%: .421 3PT%: .333 FT%: .792

Maryland -- 60
Name FG 3-PT FT RB PF TP A TO BK S MN
Mitchell 3-7 0-0 0-0 4 0 6 3 3 0 0 18
Wells 4-11 0-2 1-2 4 5 9 3 1 0 0 27
Len 6-10 0-0 4-6 9 1 16 1 0 6 0 31
Howard 0-2 0-1 2-2 2 4 2 4 4 0 2 31
Faust 5-14 2-5 2-6 3 2 14 1 2 1 0 29
Aronhalt 3-8 3-6 0-0 3 0 9 0 2 0 0 25
Layman 2-5 0-1 0-0 7 4 4 0 4 2 1 27
Padgett 0-0 0-0 0-0 0 0 0 0 0 0 0 3
Cleare 0-0 0-0 0-0 1 2 0 0 0 1 0 9
Team 6
Totals 23-57 5-15 9-16 39 18 60 12 17 10 3 200
FG%: .404 3PT%: .333 FT%: .563

Score by Periods: ATTENDANCE: 10,009
Iowa 38 33 71
Maryland 33 27 60

BAYLOR 74, IOWA 54 (Final)
April 4, 2013, Madison Square Garden, New York, NY

IOWA -- 54
Name FG 3-PT FT RB PF TP A TO BK S MN
Basabe 0-5 0-0 1-2 6 2 1 0 0 0 0 13
White 4-13 0-2 4-4 6 0 12 1 2 0 2 34
Woodbury 0-4 0-0 2-4 6 2 2 0 1 0 1 16
Marble 3-12 0-4 0-0 1 2 6 4 4 0 2 27
May 3-9 1-4 1-2 1 5 8 0 0 0 0 26
Olaseni 1-4 0-0 0-0 2 2 2 0 0 0 0 18
Oglesby 1-4 1-4 0-0 1 0 3 1 0 0 0 14
Clemmons 2-2 2-2 1-2 3 1 7 1 2 0 0 17
Gesell 4-6 1-3 4-4 2 3 13 0 1 0 0 17
Rickert 0-0 0-0 0-0 1 0 0 0 0 0 0 1
Denning 0-0 0-0 0-0 0 0 0 1 0 0 0 1
McCabe 0-8 0-5 0-0 7 3 0 3 1 0 0 14
Ingram 0-0 0-0 0-0 0 0 0 0 0 0 0 1
Stokes 0-2 0-0 0-0 0 0 0 0 0 0 0 1
Team 3
Totals 18-69 5-24 13-18 39 20 54 11 11 0 5 200
FG%: .491 3PT%: .471 FT%: 1.000

Baylor -- 74
Name FG 3-PT FT RB PF TP A TO BK S MN
Walton 2-5 0-1 1-2 1 3 5 5 2 0 6 31
Jefferson 8-11 0-0 7-8 7 3 23 0 0 1 1 25
Austin 6-7 0-1 3-5 9 1 15 4 3 5 2 34
Heslip 1-4 1-4 1-2 4 2 4 0 0 0 0 24
Jackson 4-11 3-6 6-6 5 4 17 10 3 0 0 37
Rose 0-0 0-0 0-0 0 0 0 0 0 0 0 2
Gathers 3-3 0-0 0-0 4 3 6 0 2 1 0 14
Franklin 2-4 0-2 0-0 1 0 4 0 0 0 0 23
Bello 0-1 0-0 0-0 0 0 0 0 0 0 0 5
Neubart 0-1 0-1 0-0 0 0 0 0 0 0 0 1
Prince 0-1 0-0 0-0 1 1 0 0 0 0 0 3
Team 6
Totals 26-48 4-15 18-23 38 17 74 19 11 7 9 200
FG%: .542 3PT%: .267 FT%: .783

Score by Periods: ATTENDANCE: 5,301
Iowa 22 32 54
Baylor 27 47 74

IOWA 87, SOUTH DAKOTA 75 (1st Round)
March 15, 2017, Iowa City, IA

South Dakota -- 75
Name FG 3-PT FT RB PF TP A TO BK S MN
Burch-Manning 4-7 0-0 0-2 6 4 8 0 2 1 1 29
Flack 6-11 0-1 4-5 5 3 16 1 3 2 2 31
Dickerson 3-8 1-3 3-4 3 3 10 2 3 0 0 21
Hurst 1-3 0-1 5-6 7 3 7 3 1 1 0 2 33
Mooney 8-19 5-10 2-2 5 1 23 5 1 0 3 33
Simpson 1-3 1-1 1-2 0 3 4 2 0 0 1 22
Armstrong 0-2 0-1 0-0 0 0 0 0 0 0 0 4
Peterson 1-3 0-0 3-4 3 1 5 1 2 0 2 13
Hagedorn 1-3 0-0 0-0 1 1 2 1 0 0 0 14
Power 0-0 0-0 0-0 0 0 0 0 0 0 0 0+
Team 0
Totals 25-59 7-17 18-25 30 19 75 15 12 3 11 200
FG%: .424 3PT%: .412 FT%: .720

Iowa -- 87
Name FG 3-PT FT RB PF TP A TO BK S MN
Wagner 3-3 0-0 0-0 7 3 6 0 2 0 1 19
Cook 8-8 0-0 2-5 8 2 18 3 2 1 0 29
Bohannon 7-12 3-4 2-2 2 2 19 11 1 0 1 37
Moss 6-12 4-9 0-1 4 0 16 1 0 2 1 27
Jok 7-14 3-6 3-4 6 4 20 1 2 0 1 27
Williams 0-1 0-0 0-0 0 0 0 1 1 0 0 8
Kriener 1-1 0-0 0-0 0 0 2 0 0 0 0 4
Ellingson 0-4 0-2 0-0 2 0 0 0 2 0 0 10
Uhl 0-2 0-1 0-0 1 1 0 2 0 0 0 10
Pemsl 2-3 0-0 0-3 4 3 4 2 3 0 4 16
Baer 1-2 0-1 0-0 1 3 2 0 1 1 0 13
Team 2
Totals 35-62 10-23 7-15 37 18 87 21 16 4 8 200
FG%: .565 3PT%: .435 FT%: .467

Score by Periods: ATTENDANCE: 12,864
South Dakota 38 37 75
Iowa 42 45 87

TCU 94, IOWA 92 -- OT (2nd Round)
March 19, 2017, Carver-Hawkeye Arena, Iowa City, IA

TCU -- 94
Name FG 3-PT FT RB PF TP A TO BK S MN
Brodziansky 9-12 0-0 1-1 4 3 19 2 0 1 0 28
Miller 3-8 1-4 0-0 4 2 7 0 1 0 1 24
Bane 3-9 1-3 6-7 2 3 13 4 1 0 0 37
Robinson 7-16 1-3 4-4 3 3 19 11 5 0 3 44
Williams, K. 6-11 2-5 1-2 10 2 15 6 1 1 4 39
Williams, M. 1-4 1-3 0-0 1 1 3 1 0 0 0 10
Parrish 5-7 4-6 0-2 1 4 14 1 0 0 3 26
Shepard 0-0 0-0 0-0 0 2 0 0 1 0 0 1
Washburn 2-4 0-0 0-2 4 1 4 1 0 0 2 16
Team 3
Totals 36-71 10-24 12-18 32 21 94 26 9 2 13 200
FG%: .507 3PT%: .417 FT%: .667

Iowa -- 92
Name FG 3-PT FT RB PF TP A TO BK S MN
Wagner 2-4 0-0 2-6 4 2 6 3 1 0 1 19
Cook 7-7 0-0 2-5 5 2 16 0 7 0 0 28
Bohannon 8-15 7-12 2-3 2 3 25 13 3 0 0 42
Moss 0-1 0-1 0-0 1 0 0 0 0 0 0 10
Jok 8-18 5-10 1-2 3 3 22 5 3 0 0 41
Williams 0-1 0-0 0-0 0 1 0 0 1 0 0 3
Kriener 1-2 0-0 0-1 3 2 2 1 0 0 0 15
Ellingson 0-1 0-1 0-0 0 1 0 0 0 0 0 2
Uhl 1-1 0-0 0-0 1 0 2 2 1 0 0 15
Pemsl 2-5 0-0 0-0 7 3 4 2 1 1 0 16
Baer 5-8 4-6 1-2 10 4 15 0 0 3 2 34
Team 3
Totals 34-63 16-30 8-19 39 21 92 26 17 4 3 200
FG%: .540 3PT%: .533 FT%: .421

Score by Periods: ATTENDANCE: 15,400
TCU 44 40 10 94
Iowa 40 44 8 92



**RANKED ACCORDING TO TOTAL VICTORIES**

NAME	YEARS	OVERALL		BIG TEN	
		W-L	PCT.	W-L	PCT.
Tom Davis	1986-99	269-140	.658	125-105	.543
<b>Fran McCaffery</b>	<b>2010-</b>	<b>216-152</b>	<b>.587</b>	<b>103-101</b>	<b>.505</b>
Lute Olson	1975-83	168-90	.651	92-70	.568
Steve Alford	1999-07	152-106	.589	61-67	.477
Rollie Williams	1930-42, 51	139-131	.515	69-92	.429
Bucky O'Connor*	1950, 52-58	114-59	.659	71-41	.634
Pops Harrison*	1943-50	98-42	.700	48-38	.558
Ralph Miller	1965-70	95-51	.651	54-30	.643
Sharm Scheuerman	1959-64	72-69	.511	38-46	.452
Sam Barry	1923-29	62-54	.534	43-41	.512
George Raveling	1984-86	54-38	.587	26-28	.481
Maury Kent	1914-18	42-36	.538	10-29	.256
Dick Schultz	1971-74	41-55	.427	20-36	.357
Todd Lickliter	2007-10	38-58	.396	15-39	.278
Ed Rule	1902, 04, 06, 08	37-15	.712	0-0	.000
James Ashmore	1920-22	29-26	.527	17-17	.500
John Griffith	1907, 09-10	24-15	.615	3-7	.300
Walter Stewart	1911-12	15-12	.556	2-6	.250
Floyd Thomas	1913	9-13	.409	1-5	.167
Edwin Bannick	1919	8-7	.533	4-7	.364
John Chalmers	1905	6-8	.429	0-0	.000
Fred Bailey	1903	4-3	.571	0-0	.000
<b>TOTALS</b>		<b>1,692-1,180</b>	<b>.589</b>	<b>802-805</b>	<b>.499</b>

**RANKED ACCORDING TO OVERALL GAME WINNING PERCENTAGE**

NAME	YEARS	OVERALL		BIG TEN	
		W-L	PCT.	W-L	PCT.
Ed Rule	1902, 04, 06, 08	37-15	.712	0-0	.000
Pops Harrison*	1943-50	98-42	.700	48-38	.558
Bucky O'Connor*	1950, 52-58	114-59	.659	71-41	.634
Tom Davis	1986-99	269-140	.658	125-105	.543
Lute Olson	1975-83	168-90	.651	92-70	.568
Ralph Miller	1965-70	95-51	.651	54-30	.643
John Griffith	1907, 09-10	24-15	.615	3-7	.300
Steve Alford	1999-07	152-106	.589	61-67	.477
<b>Fran McCaffery</b>	<b>2010-</b>	<b>216-152</b>	<b>.587</b>	<b>103-101</b>	<b>.505</b>
George Raveling	1984-86	54-38	.587	26-28	.481
Fred Bailey	1903	4-3	.571	0-0	.000
Walter Stewart	1911-12	15-12	.556	2-6	.250
Maury Kent	1914-18	42-36	.538	10-29	.256
Sam Barry	1923-29	62-54	.534	43-41	.512
Edwin Bannick	1919	8-7	.533	4-7	.364
James Ashmore	1920-22	29-26	.527	17-17	.500
Rollie Williams	1930-42, 51	139-131	.515	69-92	.429
Sharm Scheuerman	1959-64	72-69	.511	38-46	.452
John Chalmers	1905	6-8	.429	0-0	.000
Dick Schultz	1971-74	41-55	.427	20-36	.357
Floyd Thomas	1913	9-13	.409	1-5	.167
Todd Lickliter	2007-10	38-58	.396	15-39	.278
<b>TOTALS</b>		<b>1,692-1,180</b>	<b>.589</b>	<b>802-805</b>	<b>.499</b>

\*Both Pops Harrison and Bucky O'Connor coached 11 games in 1949-50.



YEAR	COACH	OVERALL GAMES					BIG TEN GAMES				
		W-L	HOME	IOWA AWAY	OPP. AVG.	AVG.	W-L	RANK	IOWA AVG.	OPP. AVG.	POSTSEASON
1902	Ed Rule	10-2	3-0	7-2	32.3	21.1	did not compete				
1903	Fred Bailey	4-3	3-1	1-2	22.6	11.9	did not compete				
1904	Ed Rule	6-2	2-1	4-1	23.4	25.0	did not compete				
1905	John Chalmers	6-8	3-1	3-7	24.9	27.9	did not compete				
1906	Ed Rule	11-5	6-1	5-4	36.5	21.0	did not compete				
1907	John Griffith	5-5	3-1	2-4	32.9	26.5	did not compete				
1908	Ed Rule	10-6	6-3	4-3	33.3	26.9	did not compete				
1909	John Griffith	8-7	4-1	4-6	27.1	18.2	1-5	8th	16.2	22.2	
1910	John Griffith	11-3	6-1	5-2	24.4	13.8	2-2	T-5th	20.0	14.8	
1911	Walter Stewart	9-4	4-1	5-3	22.8	18.6	2-2	T-5th	16.5	25.3	
1912	Walter Stewart	6-8	4-3	2-5	17.6	19.7	0-4	T-7th	11.0	33.3	
1913	Floyd Thomas	9-13	5-3	4-10	15.9	20.7	1-5	8th	10.3	24.3	
1914	Maury Kent	9-7	5-3	4-4	21.4	23.4	1-5	8th	16.8	31.5	
1915	Maury Kent	9-8	5-4	4-4	23.6	19.7	2-6	7th	16.8	21.8	
1916	Maury Kent	11-4	6-2	5-2	24.6	18.9	2-4	7th	18.0	25.7	
1917	Maury Kent	7-9	6-3	1-6	18.9	19.4	1-8	9th	15.4	22.6	
1918	Maury Kent	6-8	4-4	2-4	21.8	28.1	4-6	9th	22.6	30.1	
1919	Edwin Bannick	8-7	5-3	3-4	22.5	22.9	4-7	T-7th	20.7	25.3	
1920	James Ashmore	9-10	6-6	3-4	23.8	22.8	6-6	6th	22.7	23.8	
1921	James Ashmore	9-9	6-2	3-7	23.0	19.4	6-5	T-6th	20.2	19.7	
1922	James Ashmore	11-7	6-3	5-4	25.6	20.5	5-6	5th	23.9	23.0	
1923	Sam Barry	13-2	8-1	5-1	27.9	18.5	11-1	T-1st	27.8	18.8	
1924	Sam Barry	7-10	5-5	2-5	23.4	26.2	4-8	9th	24.3	28.3	
1925	Sam Barry	6-10	4-5	2-5	24.6	24.0	5-7	7th	24.6	22.9	
1926	Sam Barry	12-5	9-0	3-5	22.5	21.1	8-4	T-1st	20.8	21.4	
1927	Sam Barry	9-8	6-4	3-4	28.3	26.4	7-5	T-4th	28.3	26.8	
1928	Sam Barry	6-11	4-6	2-5	29.9	33.8	3-9	T-7th	29.8	36.9	
1929	Sam Barry	9-8	7-2	2-6	29.1	28.2	5-7	7th	27.6	29.8	
1930	Rollie Williams	4-13	3-7	1-6	29.1	30.1	did not compete				
1931	Rollie Williams	5-12	3-6	2-6	19.6	27.3	2-10	10th	19.3	30.2	
1932	Rollie Williams	5-12	2-7	3-5	27.0	29.5	3-9	9th	28.2	30.2	
1933	Rollie Williams	15-5	9-2	6-3	33.5	26.8	8-4	T-3rd	30.3	29.9	
1934	Rollie Williams	13-6	10-1	3-5	35.8	28.4	6-6	T-5th	33.1	31.9	
1935	Rollie Williams	10-9	6-4	4-5	35.6	32.8	6-6	6th	34.3	33.2	
1936	Rollie Williams	9-10	6-4	3-6	31.1	31.6	5-7	T-6th	29.4	32.1	
1937	Rollie Williams	11-9	7-4	4-5	34.5	33.9	3-9	T-8th	31.3	36.9	
1938	Rollie Williams	11-9	5-4	6-5	35.3	35.3	6-6	T-5th	34.8	34.3	
1939	Rollie Williams	8-11	7-4	1-7	35.5	36.5	3-9	10th	34.8	38.3	
1940	Rollie Williams	9-12	7-3	2-9	35.9	37.5	4-8	8th	37.3	40.7	
1941	Rollie Williams	12-8	8-3	4-5	44.3	39.3	4-8	8th	43.3	44.8	
1942	Rollie Williams	12-8	8-3	4-5	47.1	43.1	10-5	T-2nd	48.1	43.2	
1943	Pops Harrison	7-10	6-4	1-6	47.5	50.2	3-9	9th	44.6	52.5	
1944	Pops Harrison	14-4	10-1	4-3	52.8	40.3	9-3	T-2nd	50.3	42.8	
1945	Pops Harrison	17-1	11-0	6-1	57.2	39.2	11-1	1st	49.3	40.4	
1946	Pops Harrison	14-4	11-1	3-3	57.4	41.6	8-4	T-3rd	50.5	45.8	
1947	Pops Harrison	12-7	12-1	0-6	56.8	47.5	5-7	T-6th	54.3	52.3	
1948	Pops Harrison	15-4	12-0	3-4	56.9	47.5	8-4	2nd	53.6	51.0	
1949	Pops Harrison	10-10	10-3	0-7	55.1	54.9	3-9	8th	50.8	62.8	
1950	Pops Harrison	9-2	6-0	3-2	68.7	56.6	1-1		56.0	60.0	
	Bucky O'Connor	6-5	4-2	2-3	59.5	59.7	5-5	5th	58.4	61.1	
1951	Rollie Williams	15-7	8-2	7-5	65.0	59.5	9-5	3rd	65.4	58.5	
1952	Bucky O'Connor	19-3	10-1	9-2	69.7	61.7	11-3	2nd	72.4	64.4	
1953	Bucky O'Connor	12-10	9-2	3-8	69.8	68.3	9-9	6th	69.8	70.6	
1954	Bucky O'Connor	17-5	10-2	7-3	70.9	64.3	11-3	2nd	73.1	65.9	
1955	Bucky O'Connor	19-7	10-1	9-6	79.7	71.7	11-3	1st	81.6	74.8	NCAA Final Four
1956	Bucky O'Connor	20-6	12-1	8-5	77.7	69.9	13-1	1st	80.9	69.9	NCAA Final Four
1957	Bucky O'Connor	8-14	6-4	2-10	69.6	72.8	4-10	8th	70.8	73.9	
1958	Bucky O'Connor	13-9	8-3	5-6	73.7	73.1	7-7	6th	74.3	75.3	
1959	Sharm Scheuerman	10-12	7-3	3-9	75.7	76.6	7-7	T-5th	81.3	80.3	
1960	Sharm Scheuerman	14-10	8-3	6-7	73.0	71.0	6-8	T-6th	69.4	72.4	

YEAR	COACH	OVERALL GAMES					BIG TEN GAMES				
		W-L	HOME	AWAY	IOWA AVG.	OPP. AVG.	W-L	RANK	IOWA AVG.	OPP. AVG.	
1961	Sharm Scheuerman	18-6	9-3	9-3	70.9	64.7	10-4	T-2nd	66.4	61.4	
1962	Sharm Scheuerman	13-11	9-3	4-8	70.3	67.5	7-7	T-4th	70.8	71.5	
1963	Sharm Scheuerman	9-15	4-5	5-10	65.7	70.3	5-9	8th	68.6	73.6	
1964	Sharm Scheuerman	8-15	5-6	3-9	73.8	80.8	3-11	9th	73.7	85.1	
1965	Ralph Miller	14-10	8-3	6-7	83.8	78.1	8-6	5th	82.9	78.6	
1966	Ralph Miller	17-7	12-0	5-7	82.5	74.6	8-6	T-3rd	80.8	79.8	
1967	Ralph Miller	16-8	9-2	7-6	81.5	76.9	9-5	3rd	84.0	79.6	
1968	Ralph Miller	16-9	10-2	6-7	75.2	71.9	10-4	T-1st	76.6	71.6	
1969	Ralph Miller	12-12	10-2	2-10	84.4	79.9	5-9	T-8th	79.5	82.1	
1970	Ralph Miller	20-5	11-1	9-4	98.7	87.0	14-0	1st	102.9	90.3	NCAA Sweet 16
1971	Dick Schultz	9-15	6-6	3-9	81.1	82.8	4-10	T-7th	82.9	88.2	
1972	Dick Schultz	11-13	9-3	2-10	80.0	80.7	5-9	T-8th	80.3	79.7	
1973	Dick Schultz	13-11	8-5	5-6	77.5	72.1	6-8	T-6th	77.7	77.0	
1974	Dick Schultz	8-16	7-5	1-11	73.1	81.2	5-9	7th	74.1	81.7	
1975	Lute Olson	10-16	7-5	3-11	73.0	80.6	7-11	7th	70.6	77.8	
1976	Lute Olson	19-10	10-4	9-6	82.4	79.5	9-9	5th	80.7	81.8	
1977	Lute Olson	20-7	12-2	8-5	80.4	75.3	12-6	4th	77.4	77.3	
1978	Lute Olson	12-15	8-5	4-10	74.3	73.4	5-13	8th	69.1	72.9	
1979	Lute Olson	20-8	11-3	9-5	77.4	66.5	13-5	T-1st	72.9	64.2	NCAA 2nd Round
1980	Lute Olson	23-10	11-2	12-8	73.0	65.6	10-8	4th	67.9	66.6	NCAA Final Four
1981	Lute Olson	21-7	12-2	9-5	74.8	64.4	13-5	2nd	70.2	64.8	NCAA 2nd Round
1982	Lute Olson	21-8	12-1	9-7	65.4	58.2	12-6	T-2nd	62.4	56.7	NCAA 2nd Round
1983	Lute Olson	22-9	11-3	11-6	69.7	62.5	11-7	T-2nd	67.1	62.6	NCAA Sweet 16
1984	George Raveling	13-15	8-6	5-9	58.9	57.3	6-12	T-7th	54.9	56.8	
1985	George Raveling	21-11	16-3	5-8	70.2	58.8	10-8	5th	66.9	61.8	NCAA 1st Round
1986	George Raveling	20-12	11-2	9-10	73.6	65.7	10-8	6th	72.7	65.9	NCAA 1st Round
1987	Tom Davis	30-5	13-2	17-3	87.3	74.4	14-4	3rd	83.4	72.8	NCAA Elite Eight
1988	Tom Davis	24-10	14-2	10-8	93.6	81.4	12-6	T-3rd	91.2	82.1	NCAA Sweet 16
1989	Tom Davis	23-10	15-2	8-8	89.6	81.2	10-8	4th	86.6	84.4	NCAA 2nd Round
1990	Tom Davis	12-16	11-5	1-11	75.4	80.1	4-14	T-8th	75.6	87.1	
1991	Tom Davis	21-11	13-4	8-7	76.8	72.1	9-9	T-5th	73.2	72.9	NCAA 2nd Round
1992	Tom Davis	19-11	13-2	6-9	81.1	72.0	10-8	5th	73.9	71.9	NCAA 2nd Round
1993	Tom Davis	23-9	15-1	8-8	78.3	65.4	11-7	T-3rd	73.7	69.6	NCAA 2nd Round
1994	Tom Davis	11-16	9-6	2-10	83.5	81.7	5-13	T-10th	80.6	84.5	
1995	Tom Davis	21-12	13-5	8-7	83.6	74.6	9-9	T-7th	81.3	77.3	
1996	Tom Davis	23-9	14-1	9-8	79.6	67.9	11-7	4th	74.1	67.6	NCAA 2nd Round
1997	Tom Davis	22-10	14-2	8-8	72.3	63.7	12-6	T-2nd	69.7	62.2	NCAA 2nd Round
1998	Tom Davis	20-11	11-5	9-6	80.2	67.5	9-7	T-5th	74.4	69.8	
1999	Tom Davis	20-10	11-4	9-6	73.9	70.0	9-7	T-3rd	71.9	71.1	NCAA Sweet 16
2000	Steve Alford	14-16	9-4	5-12	68.8	71.6	6-10	T-7th	65.1	71.1	
2001	Steve Alford	23-12	12-4	11-8	74.1	70.5	7-9	T-6th	71.7	73.6	NCAA 2nd Round
2002	Steve Alford	19-16	13-4	6-12	72.6	68.1	5-11	T-8th	67.4	70.9	
2003	Steve Alford	17-14	11-7	6-7	69.1	66.5	7-9	T-8th	69.1	71.0	
2004	Steve Alford	16-13	11-3	5-10	71.4	68.9	9-7	4th	71.0	69.6	
2005	Steve Alford	21-12	13-3	8-9	72.9	67.3	7-9	7th	68.2	67.2	NCAA 1st Round
2006	Steve Alford	25-9	17-0	8-9	66.3	58.9	11-5	T-2nd	66.6	62.6	NCAA 1st Round
2007	Steve Alford	17-14	14-2	3-12	68.4	65.6	9-7	T-4th	67.0	66.9	
2008	Todd Lickliter	13-19	10-8	3-11	56.1	58.0	6-12	8th	55.4	60.2	
2009	Todd Lickliter	15-17	13-4	2-13	60.2	59.6	5-13	10th	57.9	62.5	
2010	Todd Lickliter	10-22	9-9	1-13	60.5	66.0	4-14	T-9th	57.9	66.9	
2011	Fran McCaffery	11-20	8-8	3-12	67.2	68.1	4-14	10th	65.2	72.8	
2012	Fran McCaffery	18-17	14-6	4-11	73.0	72.5	8-10	T-7th	67.8	71.6	
2013	Fran McCaffery	25-13	18-2	7-11	70.1	62.8	9-9	6th	66.3	64.6	
2014	Fran McCaffery	20-13	13-4	7-9	81.5	70.3	9-9	6th	78.3	73.6	NCAA First Four
2015	Fran McCaffery	22-12	14-4	8-8	69.8	62.3	12-6	T-3rd	69.1	63.8	NCAA 2nd Round
2016	Fran McCaffery	22-11	13-2	9-9	77.6	69.3	12-6	T-3rd	75.8	69.3	NCAA 2nd Round
2017	Fran McCaffery	19-15	15-5	4-10	80.5	78.1	10-8	T-5th	77.0	77.9	
2018	Fran McCaffery	14-19	9-6	5-13	79.7	78.7	4-14	T-11th	76.1	83.1	
2019	Fran McCaffery	23-12	14-4	9-8	78.3	73.9	10-10	6th	75.1	76.7	NCAA 2nd Round
2020	Fran McCaffery	20-11	14-2	6-9	77.7	72.3	11-9	T-5th	76.2	75.0	NCAA Canceled
2021	Fran McCaffery	22-9	14-2	8-7	83.7	72.7	14-6	3rd	80.3	71.9	NCAA 2nd Round
<b>Totals</b>		<b>1,692-1,180</b>	<b>1,082-374</b>	<b>610-806</b>			<b>802-805</b>				

**Coach Ed Rule****1901-02 (10-2)**

11/6	Grinnell	W, 34-19
12/14	Upper Iowa	W, 42-13
1/15	at Upper Iowa	W, 27-26
1/16	at Dubuque YMCA	W, 36-27
1/17	at Augustana (IL)	W, 22-21
1/24	at West College	W, 24-7
2/1	at Wilton	W, 66-4
2/5	Kansas	W, 40-27
2/14	at D. M. YMCA	W, 42-17
2/15	at Grinnell	W, 25-21
3/1	at Minnesota	L, 10-47
3/3	at Minnesota A.C.	L, 20-24

**Coach Fred Bailey****1902-03 (4-3)**

1/24	Wilton	W, 68-7
1/29	at Des Moines College	W, N/A
1/30	at Des Moines YMCA	L, 21-24
2/2	at Grinnell	L, 5-6
2/14	Grinnell	L, 13-15
N/A	West College	W, 24-14
N/A	Highland Park	W, 27-17

**Coach Ed Rule****1903-04 (6-2)**

12/4	Grinnell	W, 39-35
1/7	at Augustana (IL)	W, 20-12
1/14	at Grinnell	W, 21-20
1/15	at Des Moines YMCA	W, 23-16
1/17	at Highland Park	W, 28-19
1/30	Augustana (IL)	L, 21-44
N/A	at Grinnell	L, 12-35
2/19	Grinnell	W, 23-19

**Coach John Chalmers****1904-05 (6-8)**

1/11	at Minnesota A.C.	W, 24-18
1/12	at Minnesota	L, 17-48
1/21	at Augustana (IL)	L, 20-41
1/26	at Highland Park	W, 23-22
1/27	at Des Moines YMCA	W, 24-22
1/28	at Grinnell	L, 22-32
2/4	Augustana (IL)	W, 28-24
2/18	Des Moines YMCA	L, 25-33
2/23	Grinnell	W, 24-17
2/28	at Iowa Natl. Guard	L, 26-46
3/4	Coe	W, 50-9
3/6	at Grinnell	L, 26-34
3/10	at Chicago	L, 16-20
3/11	at Northwestern	L, 23-24

**Coach Ed Rule****1905-06 (11-5)**

N/A	Augustana (IL)	W, 25-11
N/A	Lewis Institute	L, 25-31
N/A	at Coe	W, 65-20
N/A	Grinnell	W, 26-13
1/13	UNI	W, 51-9
1/26	at Iowa Natl. Guard	W, 42-26
2/1	at Central YMCA	L, 24-35
2/2	at Chicago	L, 20-27
2/14	Kansas	W, 29-19
2/16	at UNI	W, 70-25
2/17	at Coe	W, 43-13
2/22	at Grinnell	L, 19-20
2/23	at Des Moines YMCA	L, 27-33
3/2	at Augustana (IL)	W, 28-25
3/3	Coe	W, 70-12
3/9	Grinnell	W, 20-17

**Coach John Griffith****1906-07 (5-5)**

12/13	UNI	W, 73-16
1/12	Coe	W, 49-35
1/18	at Des Moines YMCA	L, 26-32
1/19	at Highland Park	W, 32-17
1/21	at Nebraska	L, 17-27
1/23	at Kansas City A.C.	L, 28-35
1/30	at Grinnell	W, 20-17
2/9	Grinnell	L, 21-24
2/16	at Coe	L, 31-33
2/22	Nebraska	W, 32-29

**Coach Ed Rule****1907-08 (10-6)**

12/7	at Cedar Rapids YMCA	W, 69-39
12/14	Cedar Rapids YMCA	W, 63-12
12/20	Chicago	L, 26-35
N/A	at Upper Iowa	W, 42-25
1/8	Minnesota	L, 12-31
N/A	at Luther	W, 34-32
N/A	at Chicago	L, 12-32
N/A	Minnesota	L, 25-33
1/20	Grinnell	W, 15-13
1/30	Missouri	W, 46-16
2/14	Illinois	W, 46-36
2/15	at Coe	W, 42-28
2/22	at Grinnell	L, 11-34
2/27	Coe	W, 38-12
3/7	Nebraska	W, 39-26
3/11	at Grinnell	L, 12-26

**Coach John Griffith****1908-09 (8-7, 1-5 Big Ten/8th)**

1/13	UNI	W, 42-12
1/21	Coe	W, 48-10
1/28	at Chicago	L, 10-29
1/29	at Indiana	L, 12-18
1/30	at Purdue	L, 11-17
2/2	Haskell Indians	W, 32-18
2/6	Grinnell	L, 18-19
2/9	at Coe	W, 36-24
2/12	at Grinnell	L, 14-25
2/18	Minnesota	W, 37-14
2/19	at UNI	W, 49-9
2/22	at Drake	W, 36-13
2/26	at Luther	W, 34-12
2/27	at Minnesota	L, 18-23
3/1	at Wisconsin	L, 9-30

**1909-10 (11-3, 2-2 Big Ten/T-5th)**

1/10	at Coe	W, 32-17
1/19	at Luther	W, 19-15
1/20	at Minnesota	L, 9-20
1/22	at UNI	W, 34-11
1/29	Grinnell	W, 20-13
2/3	Minnesota	L, 18-22
2/4	at Drake	W, 26-8
2/5	at Iowa State	W, 30-27
2/11	at Grinnell	L, 13-18
2/16	Missouri	W, 20-6
2/19	at Northwestern	W, 18-11
2/27	Iowa State	W, 24-12
3/1	Drake	W, 43-7
3/5	Northwestern	W, 35-6

**Coach Walter Stewart****1910-11 (9-4, 2-2 Big Ten/T-5th)**

1/10	Coe	W, 51-19
1/21	Drake	W, 30-20
1/27	Northwestern	W, 17-10
2/9	at Carleton	W, 25-14
2/10	at Minnesota	L, 7-37
2/11	at UNI	W, 43-17
2/17	at Lewis Institute	L, 10-19
2/18	at Northwestern	W, 27-18
2/20	Cornell	W, 24-10
2/23	at Drake	W, 21-15
2/27	at Grinnell	L, 10-21
3/4	Minnesota	L, 15-36
3/9	at Grinnell	W, 12-10

**1911-12 (6-8, 0-4 Big Ten/T-7th)**

12/20	Iowa Wesleyan	W, 41-22
1/5	Wisconsin	L, 12-38
1/16	Leander Clarke	W, 23-11
1/22	Minnesota	L, 17-36
1/27	UNI	W, 28-8
2/10	Grinnell	L, 19-20
2/12	at St. Joseph	L, 9-11
2/13	at Sacred Heart	W, 14-12
2/14	at Wisconsin	L, 5-30
2/22	Cornell	W, 24-10
N/A	at Grinnell	L, 14-18
2/29	UNI	W, 21-16
3/1	at Minnesota	L, 10-29
3/2	at Carleton	L, 9-15

**Coach Floyd Thomas****1912-13 (9-13, 1-5 Big Ten/8th)**

12/16	Leander Clarke	W, 14-10
12/30	at Ottumwa	L, 17-41
12/31	at Highland Park	L, 4-14
1/1	at Iowa Natl. Guard	W, 25-16
1/2	at Des Moines YMCA	L, 10-15
1/3	at Simpson	L, 14-24
1/11	UNI	W, 24-20
1/16	at Northwestern	L, 12-29
1/17	at Chicago	L, 8-28
1/18	at Illinois	L, 9-35
1/24	Grinnell	L, 12-26
2/3	Coe	W, 42-12
2/5	at Cornell	W, 13-3
2/8	Iowa State	W, 27-15
2/15	Minnesota	L, 10-26
2/18	Cornell	W, 19-16
2/21	at Grinnell	L, 11-35
2/25	at Iowa State	W, 21-13
3/1	Northwestern	L, 11-19
3/6	at UNI	L, 15-21
3/7	at Minnesota	W, 12-9
3/8	at Carleton	L, 20-28

**Coach Maury Kent****1913-14 (9-7, 1-5 Big Ten/8th)**

12/12	Leander Clarke	W, 24-13
1/7	UNI	W, 21-20
1/14	Cornell	W, 50-13
1/17	at Chicago	L, 13-47
1/19	Minnesota	W, 16-14
1/23	Grinnell	L, 20-38
1/31	Iowa State	W, 22-15
2/11	at UNI	W, 27-14
2/12	at Minnesota	L, 13-34
2/13	at Carleton	L, 16-25
2/16	Chicago	L, 13-28
2/21	Northwestern	L, 23-35
2/24	at Iowa State	W, 21-16
2/27	at Grinnell	W, 20-18
3/3	at Cornell	W, 20-13
3/7	at Northwestern	L, 23-41

**1914-15 (9-8, 2-6 Big Ten/7th)**

12/14	Iowa Wesleyan	W, 46-22
1/9	UNI	W, 44-16
1/13	at Northwestern	L, 15-26
1/16	Cornell	W, 32-16
1/19	Indiana	W, 29-20
1/22	at Minnesota	L, 14-29
1/23	at Carleton	L, 19-20
1/30	Grinnell	L, 14-15
2/8	Ohio State	L, 16-17
2/13	Minnesota	L, 9-11
2/16	Iowa State	W, 27-12
2/19	at Grinnell	W, 26-20
2/22	at Ohio State	L, 15-27
2/23	at Indiana	W, 20-19
3/1	at Cornell	W, 36-22
3/4	at Iowa State	W, 23-18
3/6	Northwestern	L, 16-25



**1915-16 (11-4, 2-4 Big Ten/7th)**

12/21	Iowa Wesleyan	W, 55-6
1/7	Cornell	W, 30-12
1/10	Wisconsin#	L, 31-36
1/15	at Chicago	W, 19-18
1/21	at Minnesota	L, 11-26
1/25	Grinnell	W, 25-16
1/29	Drake	W, 31-24
2/7	at Cornell	W, 28-19
2/12	Chicago	W, 16-15
2/15	at Drake	W, 22-14
2/19	Iowa State	W, 26-9
2/23	Minnesota	L, 13-21
2/26	at Grinnell	W, 22-15
2/28	at Wisconsin	L, 19-38
3/4	at Iowa State	W, 22-14

**1916-17 (7-9, 1-8 Big Ten/9th)**

12/15	UNI	W, 33-15
12/19	Lombard	W, 39-11
1/6	at Chicago	L, 15-22
1/9	Cornell	W, 28-13
1/12	Indiana	L, 12-21
1/19	at Indiana	L, 7-12
1/20	at Purdue##	L, 17-19
1/24	at Northwestern	L, 15-24
1/27	Grinnell	W, 19-16
2/9	Chicago	W, 24-17
2/16	at Iowa State	L, 12-24
2/19	Minnesota	L, 15-39
2/23	at Grinnell	W, 17-15
2/27	Iowa State	W, 15-13
3/2	at Minnesota	L, 19-31
3/10	Northwestern	L, 15-18

**1917-18 (6-8, 4-6 Big Ten/9th)**

12/15	Cornell	L, 18-38
12/20	Lombard	L, 15-25
1/5	at Chicago	L, 20-46
1/8	Wisconsin	L, 22-36
1/19	at Minnesota	L, 18-33
1/21	at Wisconsin	L, 19-34
1/28	Purdue	W, 33-19
2/4	Minnesota	W, 25-21
2/9	Iowa State	W, 24-9
2/16	Indiana	L, 25-29
2/23	Chicago	W, 29-26
3/1	at Iowa State	W, 22-20
3/8	at Indiana	W, 13-11
3/9	at Purdue	L, 22-46

**Coach Edwin Bannick**

**1918-19 (8-7, 4-7 Big Ten/T-7th)**

1/8	Coe	W, 25-22
1/13	Indiana	L, 14-23
1/17	at Chicago	L, 19-31
1/18	at Northwestern	W, 29-28
1/24	at Indiana	W, 21-12
1/25	at Purdue	L, 19-32
2/1	Minnesota	L, 18-28
2/8	at Minnesota	L, 22-36
2/10	at Wisconsin	L, 19-28
2/15	Iowa State	W, 27-17
2/19	Chicago	L, 10-22
2/22	Cornell	W, 28-6
3/1	at Iowa State	W, 29-20
3/8	Northwestern	W, 28-12
3/11	Wisconsin	W, 29-27

**Coach James Ashmore**

**1919-20 (9-10, 6-6 Big Ten/6th)**

12/15	Cornell	L, 20-22
12/17	Cornell	L, 16-24
12/18	Cornell	L, 32-35
1/1	Coe	W, 39-11
1/2	Coe	L, 21-22
1/5	Wisconsin	L, 18-35
1/9	at Minnesota	L, 19-21
1/17	at Northwestern	W, 25-13
1/19	at Wisconsin	W, 21-20
1/23	Iowa State	W, 27-15
1/27	Chicago	W, 22-19
2/2	Minnesota	W, 30-5

2/7	Indiana	W, 28-20
2/10	at Chicago	L, 18-37
2/13	at Indiana	L, 19-25
2/14	at Purdue	L, 19-25
2/20	Purdue	L, 26-42
2/27	Northwestern	W, 27-23
3/6	at Iowa State	W, 26-19

**1920-21 (9-9, 6-5 Big Ten/T-6th)**

12/29	at Rockford	W, 33-16
12/31	at Illinois Wesleyan	L, 26-29
1/1	at Millikin	L, 22-24
1/6	Coe	W, 33-5
1/10	Cornell	W, 44-13
1/15	at Minnesota	L, 19-24
1/21	at Michigan	L, 15-19
1/22	at Chicago	L, 17-42
1/31	Chicago	W, 17-16
2/7	Minnesota	L, 14-17
2/15	Iowa State	L, 16-20
2/19	Purdue	W, 20-15
2/21	Indiana	W, 22-15
2/26	at Indiana	W, 26-17
3/5	at Purdue	L, 19-21
3/11	at Iowa State	L, 18-26
3/14	Northwestern	W, 33-17
3/28	at Northwestern	W, 20-14

**1921-22 (11-7, 5-6 Big Ten/5th)**

12/10	Augustana (IL)	W, 41-16
12/17	Cornell	W, 34-14
12/20	Lombard	W, 26-14
12/22	at Creighton	L, 17-19
12/23	at Creighton	W, 20-17
12/31	at Knox	W, 27-21
1/2	Upper Iowa	W, 32-15
1/7	Wisconsin	L, 15-18
1/14	at Minnesota	L, 16-24
1/21	Purdue	L, 22-36
1/28	at Purdue	L, 26-27
2/11	at Chicago	W, 27-17
2/13	at Wisconsin	W, 24-18
2/18	Ohio State	W, 31-27
2/23	Minnesota	W, 29-21
2/27	Michigan	L, 20-22
3/4	at Michigan	L, 19-25
3/6	at Ohio State	W, 34-18

**Coach Sam Barry**

**1922-23 (13-2, 11-1 Big Ten/T-1st)**

12/10	Knox	W, 21-11
12/19	Cornell	W, 36-19
1/3	Notre Dame	L, 23-24
1/6	at Chicago	W, 35-23
1/15	Michigan	W, 18-17
1/20	Ohio State	W, 46-21
1/27	Northwestern	W, 29-22
1/29	at Minnesota	W, 32-16
2/3	Chicago	W, 20-12
2/10	at Northwestern	W, 28-11
2/12	at Ohio State	W, 36-25
2/22	Indiana	W, 19-13
2/26	Minnesota	W, 29-24
3/3	at Michigan	W, 20-18
3/5	at Indiana	L, 21-23

**1923-24 (7-10, 4-8 Big Ten/9th)**

12/8	North Dakota	W, 22-11
12/15	Butler	W, 26-23
12/18	Cornell	W, 25-15
1/2	at Creighton	L, 13-36
1/5	Marquette	L, 20-21
1/12	Purdue	W, 36-26
1/19	at Michigan	L, 18-23
1/21	at Ohio State	L, 28-43
2/2	Chicago	L, 18-31
2/9	Ohio State	L, 24-26
2/16	at Chicago	W, 21-13
2/22	Illinois	L, 14-26
2/25	Michigan	L, 25-27
2/29	at Illinois	L, 19-38
3/3	at Purdue	W, 40-31
3/8	Wisconsin	W, 22-19
3/11	at Wisconsin	L, 26-36

**1924-25 (6-10, 5-7 Big Ten/T-7th)**

12/13	Wabash	L, 24-28
12/18	Butler	L, 22-26
1/1	at Marquette	W, 28-17
1/5	Minnesota	W, 27-19
1/9	Purdue	W, 35-19
1/17	Creighton	L, 20-38
1/24	at Illinois	L, 15-23
1/31	Indiana	L, 28-30
2/7	at Northwestern	W, 35-20
2/9	at Indiana	L, 21-28
2/14	at Purdue	L, 23-35
2/16	at Wisconsin	L, 15-16
2/21	at Minnesota	L, 18-20
2/27	Illinois	W, 33-25
3/3	Wisconsin	L, 23-25
3/7	Northwestern	W, 26-15

**1925-26 (12-5, 8-4 Big Ten/T-1st)**

12/7	Saint Louis	W, 35-19
12/12	Wabash	W, 38-26
12/17	Butler	W, 26-24
12/18	at Notre Dame	L, 16-17
1/2	at Marquette	W, 19-16
1/9	at Chicago	W, 18-13
1/11	at Michigan	L, 16-22
1/16	Indiana	W, 29-22
1/23	at Ohio State	L, 21-35
1/25	at Northwestern	L, 21-27
2/1	at Indiana	L, 20-30
2/6	Minnesota	W, 21-14
2/13	Michigan	W, 24-21
2/20	Northwestern	W, 12-11
2/27	Chicago	W, 32-20
3/3	Ohio State	W, 18-17
3/13	at Minnesota	W, 17-15

**1926-27 (9-8, 7-5 Big Ten/T-4th)**

12/4	Saint Louis	W, 43-13
	Wabash	L, 13-28
12/20	Notre Dame	L, 18-19
1/1	at Marquette	W, 35-21
	at Chicago	W, 19-13
1/10	at Purdue	W, 39-25
1/15	Michigan	L, 22-41
1/22	at Illinois#	L, 33-40
	Butler	L, 32-47
2/5	Ohio State	W, 39-25
2/12	Illinois	W, 26-24
2/19	Purdue	W, 33-28
2/22	at Wisconsin	L, 21-24
	Chicago	W, 25-23
3/5	at Ohio State	L, 28-30
3/7	at Michigan#	L, 29-31
3/11	Wisconsin	W, 26-17

**1927-28 (6-11, 3-9 Big Ten/T-7th)**

	Knox	W, 30-21
12/12	Notre Dame	L, 20-23
12/19	Pittsburgh#	L, 40-44
1/1	at Marquette	W, 31-17
1/7	at Minnesota	L, 32-33
1/9	Northwestern	L, 32-37
1/13	Illinois	W, 36-30
1/21	Purdue	L, 28-46
1/30	Creighton	W, 30-26
2/6	Minnesota	W, 30-27
2/11	at Indiana	L, 33-50
2/13	at Northwestern	L, 28-49
2/20	Wisconsin	L, 21-31
2/24	at Illinois	W, 41-27
2/26	Indiana	L, 39-49
3/3	at Wisconsin	L, 17-20
3/5	at Purdue	L, 20-44

**1928-29 (9-8, 5-7 Big Ten/7th)**

12/8	South Dakota	W, 37-17
	Washington (MO)	W, 22-18
12/21	at Marquette	W, 38-15
12/30	at Pittsburgh	L, 39-45
1/5	Ohio State	W, 34-26
1/12	Michigan	L, 25-36
1/14	Minnesota	W, 36-23
1/17	at Northwestern	L, 27-28



1/26	Creighton	W, 28-26
	at Chicago	W, 23-21
2/9	Indiana	W, 29-27
	Chicago	W, 31-20
2/18	at Minnesota	L, 22-37
2/23	at Michigan	L, 18-25
2/25	at Ohio State	L, 23-42
3/2	Northwestern	L, 33-38
3/4	at Indiana	L, 30-35

**Coach Rollie Williams**

**1929-30 (4-13)**

12/9	Duquesne	W, 35-26
12/16	Pittsburgh	L, 21-29
12/21	at Marquette	L, 19-29
12/23	at Notre Dame	L, 19-32
1/7	South Dakota State	L, 20-30
1/11	Missouri	L, 24-25
1/18	Bradley	L, 28-35
1/24	at Drake	W, 25-18
1/25	at Nebraska	L, 26-41
1/30	Oklahoma State	W, 26-21
2/8	Creighton	W, 33-28
2/15	at Concordia (MO)	L, 32-41
2/17	at Saint Louis	L, 25-32
2/22	Drake	L, 25-26
2/25	Saint Louis	L, 24-31
3/4	Marquette	L, 21-39
3/10	at Monmouth	L, 23-29

**1930-31 (5-12, 2-10 Big Ten/10th)**

12/8	Saint Louis	L, 14-26
12/15	Bradley	L, 16-17
12/23	at Creighton	W, 28-22
1/5	at Drake	W, 21-20
1/10	Minnesota	L, 22-26
1/12	Purdue	W, 25-23
1/17	at Wisconsin	L, 13-24
1/19	Indiana	L, 20-28
2/2	at Minnesota	L, 14-36
2/9	at Indiana	L, 18-31
2/14	Illinois	L, 23-26
2/16	Wisconsin	W, 19-17
2/21	Northwestern	L, 30-40
2/28	at Illinois	L, 13-31
3/2	at Northwestern	L, 16-41
3/7	at Purdue	L, 19-39
3/14	Notre Dame	W, 23-17

**1931-32 (5-12, 3-9 Big Ten/9th)**

12/5	Bradley	L, 19-24
12/12	Carleton	L, 26-35
12/19	Nebraska	W, 34-29
1/4	at Drake	W, 24-18
1/9	at Ohio State	L, 17-20
1/11	Northwestern	L, 26-32
1/16	Ohio State	L, 23-40
1/18	at Indiana	L, 27-35
2/1	at Notre Dame	L, 18-33
2/6	Chicago	W, 43-25
2/8	at Minnesota	L, 22-24
2/13	at Northwestern	W, 30-25
2/15	at Michigan	L, 22-40
2/20	Indiana	L, 33-34
2/27	Michigan	L, 27-35
2/29	at Chicago	W, 46-28
3/5	Minnesota#	L, 22-24

**1932-33 (15-5, 8-4 Big Ten/T-3rd)**

Pos	Starters	Pts
F	Howard Moffitt	89
F	Gueldner Krumbholz	118
C	Howard Bastian	154
G	Ben Selzer	80
G	John Grim	69
Reserves		
F	Jack Kotlow	35
F	John Barko	39

12/3	Bradley	W, 42-29
12/9	Monmouth	W, 28-22
12/12	at Drake	W, 52-11
12/17	Carleton	W, 34-19
1/3	North Dakota State	L, 17-21
1/7	Michigan	L, 25-33
1/9	at Wisconsin	L, 19-21
1/14	at Purdue	W, 35-33
1/16	at Chicago	W, 36-32
1/30	at St. Ambrose	W, 44-24
2/3	Creighton	W, 37-30
2/6	Chicago	W, 42-12
2/11	Purdue	W, 34-30
2/13	Wisconsin	W, 31-25
2/18	at Michigan	W, 36-35
2/20	at Ohio State	L, 23-38
2/25	Ohio State	W, 37-29
2/27	Illinois	W, 30-27
3/4	at Illinois	L, 16-44
3/6	at Saint Louis	W, 52-20

**1933-34 (13-6, 6-6 Big Ten/T-5th)**

Pos	Starters	Pts
F	John Barko	138
F	Howard Moffitt	135
C	Howard Bastian	133
G	Ben Selzer	96
G	John Grim	65
Reserves		
C/F	Ivan Blackmer	58
G	Albert Bobby	14
G/F	Fred Schwartz	13

12/2	Millikin	W, 47-27
12/11	Iowa State	W, 30-12
12/16	Carleton	W, 44-24
1/2	South Dakota	W, 42-32
1/6	Northwestern	W, 41-28
1/8	Wisconsin	W, 32-26
1/13	at Minnesota	L, 38-39
1/15	Illinois	W, 36-14
1/27	at St. Ambrose	W, 39-18
1/30	at Drake	W, 39-18
2/3	Bradley	W, 43-25
2/5	at Indiana	L, 25-34
2/10	at Purdue	W, 38-36
2/12	at Northwestern	L, 29-35
2/17	Purdue	L, 33-45
2/19	Indiana	W, 29-26
2/24	Minnesota	W, 33-30
2/26	at Illinois	L, 31-35
3/3	at Wisconsin	L, 32-35

**1934-35 (10-9, 6-6 Big Ten/6th)**

Pos	Starters	Pts
F	John Berko	160
F	Sid Rosenthal	110
C	Ivan Blackmer	142
G	John Grim	92
G	Albert Bobby	73
Reserves		
F	Fred Schwartz	22
F	Glen Tangeman	20
F	Richard Moran	7

12/1	Hamline	W, 38-26
12/10	Carleton	W, 36-23
12/15	Pittsburgh	L, 26-38
12/20	at Nebraska	W, 31-24
12/29	Stanford	W, 38-28
1/1	at Iowa State	L, 33-41
1/3	at Drake	L, 25-45
1/5	Ohio State	W, 32-21

1/7	Chicago	W, 39-29
1/12	at Northwestern	W, 38-35
1/14	at Minnesota#	W, 39-33
1/19	Indiana	L, 35-40
2/2	Minnesota	L, 35-36
2/9	at Ohio State	L, 24-42
2/11	at Indiana	L, 30-34
2/16	Michigan	L, 27-29
2/23	at Chicago	L, 40-41
2/25	at Michigan	W, 37-25
3/4	Northwestern	W, 35-33

**1935-36 (9-10, 5-7 Big Ten/T-6th)**

Pos	Starters	Pts
F	Sid Rosenthal (Sr.)	162
F	John Barko (Sr.)	72
C	Jack Drees (So.)	49
G	Joe Van Ysseldyk (So.)	76
G	Kenneth Suesens (So.)	46
Reserves		
G	Wally Gaddis (Jr.)	44
F	Fred Schwartz (Sr.)	38
C	Matt Walsh (Jr.)	36

11/30	Millikin	L, 29-33
12/10	Carleton	W, 52-27
12/14	Pittsburgh	L, 22-32
12/19	at Loyola (IL)	W, 33-26
12/21	at Western Michigan	L, 35-48
12/30	at Marquette	W, 31-27
1/4	Drake	W, 35-22
1/11	Illinois	W, 27-26
1/13	Ohio State	W, 25-23
1/18	at Wisconsin	L, 21-27
1/20	at Ohio State	L, 26-34
2/3	at Michigan#	L, 27-31
2/8	Purdue	L, 38-39
2/10	at Illinois	L, 14-36
2/15	Chicago	W, 33-20
2/17	Wisconsin	W, 32-25
2/22	Michigan	L, 25-31
2/29	at Purdue	L, 38-54
3/2	at Chicago	W, 47-39

**1936-37 (11-9, 3-9 Big Ten/T-8th)**

Pos	Starters	Ppg
F	Ben Stephens (So.)	8.4
F	Sam Johnson (Fr.)	5.7
C	Jack Drees (Jr.)	4.1
G	Joe Van Ysseldyk (Jr.)	4.6
G	Albert Bobby (Sr.)	2.9
Reserves		
F	Wally Gaddis (Sr.)	7.2
C	Matt Walsh (Sr.)	1.3
G	Ken Suesens (Jr.)	1.8

12/5	Bradley	W, 33-27
12/10	Carleton	W, 52-26
12/14	South Dakota	W, 44-23
12/16	Denver	W, 34-30
12/19	at Washington (MO)	W, 42-35
12/21	at Millikin	W, 37-30
1/2	at Marquette	W, 37-34
1/4	at Indiana	L, 24-28
1/9	at Northwestern	W, 33-26
1/11	Purdue	L, 31-35
1/16	at Illinois	L, 28-42
1/18	at Wisconsin	L, 23-29
2/3	North Dakota	W, 35-30
2/6	Indiana	L, 34-38
2/8	Northwestern	W, 39-29
2/13	at Purdue	L, 29-54
2/15	Minnesota	L, 37-43
2/20	Wisconsin	W, 43-35
2/22	at Minnesota	L, 25-44
2/27	Illinois	L, 29-40



**1937-38 (11-9, 6-6 Big Ten/T-5th)**

Pos	Starters	Ppg
F	Ben Stephens (Jr.)	10.9
F	Nile Kinnick (So.)	6.1
C	Jack Drees (Sr.)	4.8
G	Joe Van Ysseldyk (Sr.)	4.4
G	Ken Suesens (Sr.)	2.5
<b>Reserves</b>		
F	Sam Johnson (So.)	3.9
F	Thomas Lind (So.)	2.6
G	Fred Hohenhorst (So.)	1.2

12/9	Carleton	W, 44-20
12/13	Washington (MO)	W, 41-34
12/18	at Butler	W, 36-31
12/20	at Xavier	W, 33-28
12/21	at Toledo	L, 39-59
12/22	at Michigan State	L, 37-52
1/1	at Marquette	L, 23-36
1/8	Indiana	W, 48-39
1/10	Northwestern	L, 28-36
1/15	at Ohio State	L, 29-48
1/17	at Indiana	W, 36-32
1/31	South Dakota	W, 35-34
2/5	Ohio State	L, 43-51
2/7	at Minnesota	L, 26-28
2/12	at Chicago	W, 42-29
2/14	at Michigan	W, 38-30
2/19	Chicago	L, 35-38
2/21	at Northwestern	W, 26-25
2/26	Michigan	W, 37-25
2/28	Minnesota	L, 29-30

**1938-39 (8-11, 3-9 Big Ten/10th)**

Pos	Starters	Ppg
F	Ben Stephens (Sr.)	13.4
F	Angelo Anapol	4.9
C	Ken Bastian (Jr.)	3.6
G	Erwin Prasse (Jr.)	4.5
G	Thomas Lind (Jr.)	3.6
<b>Reserves</b>		
C	Charles Plett	3.2
F/G	Howard Irvine	2.3
C	Dick Evans (Jr.)	3.0

12/3	Carleton	L, 33-37
12/9	Monmouth	W, 37-34
12/12	Washington (MO)	W, 42-26
12/17	at Butler	L, 29-31
12/19	at DePaul	W, 34-29
12/31	Saint Louis	W, 47-37
1/7	at Wisconsin	L, 24-28
1/9	at Minnesota	L, 29-36
1/14	Purdue	W, 49-41
1/16	Chicago	W, 29-19
1/21	Michigan	L, 32-47
1/30	South Dakota	W, 35-30
2/4	at Northwestern	L, 25-27
2/6	at Illinois	L, 26-34
2/11	Indiana	L, 39-50
2/18	at Ohio State	L, 40-53
2/20	at Indiana	L, 40-45
2/27	Northwestern	W, 41-26
3/6	Minnesota	L, 43-54

**1939-40 (9-12, 4-8 Big Ten/8th)**

Pos	#	Starters	Ppg
F	26	Vic Siegel (So.)	9.0
F	17	Thomas Lind (Sr.)	6.5
C	12	Dick Evans (Sr.)	3.9
G	16	Erwin Prasse (Sr.)	3.6
G	24	Vincent Harsha (So.)	1.8
<b>Reserves</b>			
C	10	Ken Bastian (Sr.)	2.7
G	22	Rudy Soderquist (So.)	1.6
G	4	Paul Siglin (So.)	1.9
F	23	Richard Hein (So.)	2.1

12/2	at Carleton	W, 24-21
12/8	Millikin	W, 43-26
12/11	Denver	W, 44-32
12/16	at Wayne	L, 30-34
12/18	at Butler	L, 25-32
12/30	at Marquette#	L, 43-49
1/1	at Toledo	L, 30-54

1/6	Minnesota	L, 34-42
1/8	at Indiana	L, 30-45
1/13	at Michigan	L, 38-47
1/15	at Chicago	W, 41-27
1/29	South Dakota State	W, 24-23
2/5	DePauw	W, 35-25
2/10	Wisconsin	W, 37-35
2/12	Ohio State	W, 43-33
2/17	at Minnesota	L, 29-34
2/19	Indiana	L, 42-46
2/24	at Northwestern	L, 29-39
2/26	at Purdue	L, 29-50
3/2	Illinois	W, 62-47
3/4	Northwestern	L, 34-43

**1940-41 (12-8, 4-8 Big Ten/8th)**

Pos	Starters	Ppg
F	Vic Siegel (Jr.)	9.7
F	Tom Chapman (So.)	6.3
C	Milton Kuhl (Jr.)	9.2
G	Rudy Soderquist (Jr.)	5.6
G	Bill Wheeler (Jr.)	2.7
<b>Reserves</b>		
F	Ben Trickey (So.)	3.1
G	Paul Siglin (Jr.)	2.3
F	Wendell Hill (Jr.)	2.2
F	Richard Hein (Jr.)	1.4

12/7	Monmouth	W, 75-35
12/13	Wabash	W, 42-22
12/16	Indiana State	W, 39-37
12/21	at Detroit	W, 37-35
12/23	at Michigan State	W, 40-34
1/3	DePauw	W, 45-35
1/6	at North Dakota	W, 43-23
1/11	at Wisconsin	L, 35-49
1/13	at Minnesota	W, 41-34
1/20	Northwestern	W, 52-41
2/1	Millikin	W, 46-27
2/3	Chicago	W, 58-36
2/8	at Ohio State	L, 44-49
2/10	at Indiana	L, 40-50
2/15	Michigan	L, 29-40
2/17	at Illinois	L, 53-56
2/22	Indiana	L, 36-47
2/24	Purdue##	L, 49-52
3/1	at Northwestern	L, 36-45
3/3	Minnesota	W, 46-39

**1941-42 (12-8, 10-5 Big Ten/T-2nd)**

Pos	#	Starters	Ppg
F	16	Tom Chapman (Jr.)	12.3
F	7	Wendell Hill (Sr.)	3.9
C	11	Milton Kuhl (Sr.)	8.1
G	22	Rudy Soderquist (Sr.)	6.0
G	26	Vic Siegel (Sr.)	7.6
<b>Reserves</b>			
F	27	Ben Trickey (Jr.)	6.2
F	23	Richard Hein (Sr.)	1.2
G	24	Vincent Harsha (Sr.)	1.3
C	15	Bruce Fountain (Sr.)	0.8

12/13	Washington (MO)	W, 52-31
12/20	at Butler	L, 35-41
12/22	at Western Michigan	W, 49-48
12/30	Nebraska	L, 34-41
1/3	at Michigan	W, 40-34
1/5	at Chicago	W, 53-39
1/10	Wisconsin	W, 49-45
1/12	Minnesota	L, 39-41
1/17	at Ohio State	L, 52-54
1/19	at Illinois	L, 35-42
1/29	Kansas	L, 51-53
2/2	Chicago	W, 64-40
2/7	at Purdue	L, 44-45
2/9	Ohio State	W, 52-44
2/14	at Northwestern	W, 46-44
2/21	Michigan	W, 59-38
2/23	Indiana	W, 55-52
2/28	Purdue	W, 42-36
3/2	Illinois	W, 46-32
3/7	at Wisconsin	L, 45-62

**Coach Pops Harrison**

**1942-43 (7-10, 3-9 Big Ten/9th)**

Pos	Starters	Ppg
F	Ben Trickey (Sr.)	13.5
F	Tom Chapman (Sr.)	16.8
C	James O'Brien (Sr.)	7.1
G	Robert Lundstedt (So.)	4.8
G	Theron Thomsen (So.)	5.5
G	Gene Nesmith (So.)	3.1
<b>Reserves</b>		
F/G	Sam Vacanti (So.)	2.8
G	James Humphrey (So.)	0.4

12/10	South Dakota State	W, 52-46
12/14	Carleton	W, 46-43
12/19	at Nebraska	L, 43-52
1/2	Ripon	W, 69-38
1/9	Minnesota	L, 45-46
1/11	Minnesota	W, 48-41
1/16	at Illinois	L, 41-61
1/18	at Illinois	L, 34-66
1/23	Indiana	L, 55-71
1/25	Indiana	L, 43-64
2/6	Knox	W, 62-45
2/13	at Northwestern	L, 33-52
2/15	at Northwestern	L, 50-52
2/20	at Purdue	L, 35-49
2/22	at Chicago	W, 62-34
2/27	Ohio State	W, 43-41
3/1	Ohio State	L, 46-53

**1943-44 (14-4, 9-3 Big Ten/T-2nd)**

Pos	Starters	Ppg
F	Dick Ives (Fr.)	18.1
F	David Danner (Fr.)	14.4
C	Lloyd Herwig (Sr.)	5.9
G	Ned Postels (So.)	5.6
G	Jack Spencer (Fr.)	3.4
<b>Reserves</b>		
G	Jimmie Grafton (Fr.)	3.1
G	Donald Walter (Fr.)	1.8
G	Glen Kremer (Fr.)	1.0

12/10	Nebraska	W, 50-33
12/15	Western Illinois	W, 82-34
12/18	Monmouth	W, 54-29
1/1	Denver	W, 63-20
1/7	at Minnesota	W, 37-34
1/8	at Minnesota	W, 37-29
1/15	Augustana	W, 56-30
1/21	Illinois	W, 56-51
1/22	Illinois	W, 53-44
1/28	at Indiana	W, 43-42
1/29	at Indiana	W, 52-40
2/5	Chicago	W, 103-31
2/11	at Ohio State	L, 49-63
2/12	at Ohio State	L, 42-56
2/18	Purdue	W, 46-43
2/26	at Notre Dame	L, 42-66
3/3	Northwestern	W, 45-39
3/4	Northwestern	L, 41-42

**1944-45 (17-1, 11-1 Big Ten/1st)**

Pos	#	Starters	Ppg
F	4	Ned Postels (Jr.)	6.2
F	7	Dick Ives (So.)	12.0
C	11	Clayton Wilkinson (So.)	11.5
G	28	Herbert Wilkinson (So.)	9.6
G	20	Jack Spencer (So.)	6.1
<b>Reserves</b>			
F	3	Murray Wier (Fr.)	7.8
C	27	Dick Culberson (Jr.)	2.3
G	4	Bob Schulz (Fr.)	1.6

12/9	Western Illinois	W, 101-23
12/11	South Dakota State	W, 87-37
12/16	at Nebraska	W, 61-45
12/19	Denver	W, 60-41
12/23	Notre Dame	W, 63-46
12/30	Michigan State	W, 66-29
1/6	Minnesota	W, 41-34
1/13	Purdue	W, 61-34
1/19	at Michigan	W, 29-27



Table with 3 columns: Date, Opponent, Score. Rows include Indiana, Illinois, Michigan, etc.

1945-46 (14-4, 8-4 Big Ten/T-3rd)

Table with 4 columns: Pos, #, Starters, Ppg. Lists players like Murray Wier, Dick Ives, etc.

Table with 3 columns: Date, Opponent, Score. Rows include Augustana, South Dakota, Denver, etc.

1946-47 (12-7, 5-7 Big Ten/T-6th)

Table with 4 columns: Pos, #, Starters, Ppg. Lists players like Murray Wier, Dick Ives, etc.

Table with 3 columns: Date, Opponent, Score. Rows include South Dakota State, Kansas State, Detroit, etc.

1947-48 (15-4, 8-4 Big Ten/2nd)

Table with 4 columns: Pos, #, Starters, Ppg. Lists players like Murray Wier, Floyd Magnusson, etc.

Table with 3 columns: Date, Opponent, Score. Rows include Carleton, South Dakota, North Dakota, etc.

1948-49 (10-10, 3-9 Big Ten/8th)

Table with 4 columns: Pos, #, Starters, Ppg. Lists players like Charlie Mason, Al Weiss, etc.

Table with 4 columns: Date, AP Rank, Opponent, Result. Lists opponents like Omaha, Colorado College, etc.

Coaches Pops Harrison/Bucky O'Connor

1949-50 (15-7, 6-6 Big Ten/5th)

Table with 4 columns: Pos, #, Starters, Ppg. Lists players like Bob Vollers, Franklin Calsbeek, etc.

Table with 4 columns: Date, AP Rank, Opponent, Result. Lists opponents like Colorado College, Michigan State.

Table with 3 columns: Date, Opponent, Score. Rows include Lawrence Tech, Western Reserve, Notre Dame, etc.

Coach Rollie Williams

1950-51 (15-7, 9-5 Big Ten/3rd)

Table with 4 columns: Pos, #, Starters, Ppg. Lists players like Franklin Calsbeek, Herb Thompson, etc.

Table with 4 columns: Date, AP Rank, Opponent, Result. Lists opponents like DePauw, Western Michigan, Butler, etc.

Coach Bucky O'Connor

1951-52 (19-3, 11-3 Big Ten/2nd)

Table with 4 columns: Pos, #, Starters, Ppg. Lists players like McKinley Davis, Herb Thompson, etc.

Table with 4 columns: Date, AP Rank, Opponent, Result. Lists opponents like Western Michigan, DePauw, Missouri, etc.





1/12	10/4	Indiana	W, 78-59
1/14	4/--	Northwestern	W, 78-64
1/19	4/--	Minnesota	W, 76-59
1/21	4/20	at Indiana	L, 69-82
2/4	8/--	Butler	W, 58-57
2/9	9/3	Illinois	W, 73-68
2/11	5/--	Michigan	W, 82-59
2/16	5/--	at Purdue	W, 90-67
2/18	4/--	at Ohio State	W, 75-62
2/23	4/5	at Illinois	L, 62-78
2/25	7/--	Michigan State	W, 64-52
3/1	7/--	at Northwestern	W, 77-68
3/3	7/--	Wisconsin	L, 75-78

**1952-53 (12-10, 9-9 Big Ten/6th)**

Pos	#	Starters	Ppg
F	16	McKinley Davis (So.)	14.9
F	25	Herb Thompson (Sr.)	13.5
C	20	Bob Miller (So.)	8.2
G	32	Chuck Jarnagin (Jr.)	10.1
G	35	Ken Buckles (Jr.)	10.5

Reserves	
C	19 Gene Hettrick (Jr.) 6.6
G	18 Bob Mau (Sr.) 4.3
F	36 Jerry Ridley (So.) 2.1

Date	AP Rank UI/Opp	Opponent	Result
12/1		Butler	W, 62-52
12/6		at Oklahoma	L, 62-63
12/13		Michigan	W, 85-77
12/15		at Wisconsin	L, 70-75
12/22	--/15	Indiana	L, 72-91
12/26		at Oregon	W, 86-57
12/27		California	W, 69-60
12/29		Wisconsin	W, 83-66
1/10		at Michigan State	L, 61-68
1/12		at Michigan	L, 61-66
1/17		at Minnesota	L, 58-65
1/19		Northwestern	W, 69-68
1/24		at Purdue	L, 58-69
2/9		at Michigan State	L, 48-60
2/14	--/5	at Illinois	L, 63-80
2/16		at Ohio State	W, 71-68
2/21	--/5	Illinois	W, 67-62
2/23		Ohio State	W, 90-75
2/28		at Northwestern	W, 93-78
3/2		Minnesota#	W, 81-79
3/7		Purdue	W, 65-56
3/9	--/1	at Indiana	L, 61-68

**1953-54 (17-5, 11-3 Big Ten/2nd)**

Pos	#	Starters	Ppg
F	21	Carl Cain (So.)	12.9
F	16	McKinley Davis (Jr.)	8.5
C	31	Bill Logan (So.)	14.3
G	22	Bill Seaberg (So.)	8.2
G	46	Sharm Scheuerman (So.)	6.8

Reserves	
C/F	33 Bill Schoof (So.) 6.7
F/G	23 Roy Johnson (So.) 5.7
G	32 Chuck Jarnagin (Sr.) 5.1

Date	AP Rank UI/Opp	Opponent	Result
12/5		Washington (MO)	W, 51-45
12/12		at Nebraska	L, 70-81
12/15		Colorado State	W, 72-55
12/18		USC	W, 66-57
12/21		Colorado	W, 78-72
12/30	--/14	at UCLA	W, 65-50
12/31		at USC	L, 60-70
1/4		Michigan State	W, 73-63
1/9		Wisconsin	W, 71-54
1/11		Michigan	W, 93-78
1/16	--/10	Minnesota	L, 55-59
1/18	--/20	at Illinois	W, 79-70
1/23		at Purdue	W, 70-62
1/25		Northwestern	W, 65-52
2/6		Missouri	W, 73-53
2/8		at Michigan	W, 86-68
2/13	--/12	at Minnesota#	W, 86-82
2/15	10/--	at Ohio State	L, 69-77
2/20	10/--	Illinois	L, 51-74

2/22	20/3	at Indiana	W, 82-64
2/27	20/--	at Michigan State	W, 60-48
3/1	16/--	Ohio State	W, 84-71

**1954-55 (19-7, 11-3 Big Ten/1st)**

Pos	#	Starters	Ppg
F	21	Carl Cain (Jr.)	13.4
F	16	McKinley Davis (Sr.)	10.9
C	31	Bill Logan (Jr.)	15.3
G	22	Bill Seaberg (Jr.)	13.4
G	46	Sharm Scheuerman (Jr.)	8.2

Reserves	
F	33 Bill Schoof (Jr.) 6.2
F/C	35 Bob George (Jr.) 4.0
G	23 Roy Johnson (Jr.) 3.3

Date	AP Rank UI/Opp	Opponent	Result
12/1		Washington (MO)	W, 80-61
12/4		at Loyola (IL)	W, 89-79
12/6	4/--	at Nebraska	W, 84-61
12/11	4/--	at Missouri	L, 94-97
12/13	13/--	St. Mary's (CA)	W, 68-49
12/17	13/--	at Pennsylvania	L, 75-87
12/18	18/--	at Princeton	W, 71-52
12/30	19/--	Stanford	W, 73-46
1/3	14/--	at Wisconsin	W, 86-69
1/8	14/13	Minnesota	L, 80-81
1/10	19/--	Michigan State	W, 94-81
1/17	19/7	Illinois	W, 92-80
1/22	19/--	at Northwestern	L, 73-93
1/24	19/--	at Ohio State	W, 79-66
2/5		Purdue	W, 76-67
2/12	15/--	Indiana	W, 90-75
2/14	15/--	Ohio State	W, 79-68
2/19	15/--	at Michigan State	W, 78-69
2/21	16/13	at Illinois	W, 89-70
2/26	16/--	Michigan	W, 96-84
2/28	12/6	at Minnesota	W, 72-70
3/7	12/--	at Michigan	L, 58-74

**NCAA Tourney (Mideast)**

3/11	12/--	vs. Penn State (n)	W, 82-53
3/12	12/4	vs. Marquette (n)	W, 86-81
3/18	12/3	vs. La Salle (n)	L, 73-76
3/19	12/--	vs. Colorado (n)	L, 54-75

**1955-56 (20-6, 13-1 Big Ten/1st)**

Pos	#	Starters	Ppg
F	21	Carl Cain (Sr.)	15.8
F	33	Bill Schoof (Sr.)	10.8
C	31	Bill Logan (Sr.)	17.7
G	22	Bill Seaberg (Sr.)	13.9
G	46	Sharm Scheuerman (Sr.)	10.1

Reserves	
F/C	35 Bob George (Sr.) 3.8
G	24 Augie Martel (Jr.) 2.2
F	42 Tom Payne (So.) 3.0

Date	AP Rank UI/Opp	Opponent	Result
12/3		Nebraska	W, 60-51
12/9	4/--	SMU	W, 80-62
12/12	4/--	at Colorado	L, 57-60
12/17	4/--	Loyola Marymount	W, 84-61
12/27	6/--	at Washington	L, 71-76
12/29	6/--	at Stanford	L, 52-54
12/30	6/--	at California	L, 45-70
1/7	--/20	Michigan State	L, 64-65
1/9	--/7	at Ohio State	W, 88-73
1/14	--/--	Minnesota	W, 84-62
1/21	20/--	at Michigan	W, 78-67
1/23	13/--	at Purdue	W, 67-63
2/4	19/--	Wichita State	W, 98-86
2/6	17/--	at Wisconsin	W, 78-74
2/11	17/--	at Northwestern	W, 70-65
2/13	15/--	Purdue	W, 88-75
2/18	15/--	Wisconsin	W, 80-66
2/20	13/--	at Indiana	W, 87-83
2/25	13/--	at Minnesota#	W, 83-73
2/27	10/--	Northwestern	W, 86-68
3/3	10/2	Illinois	W, 96-72
3/5	5/--	Indiana	W, 84-73

**NCAA Tourney (Mideast)**

3/16	5/--	Morehead State	W, 97-83
3/17	5/9	Kentucky	W, 89-77
3/22	5/13	vs. Temple (n)	W, 83-76
3/23	5/1	vs. San Francisco (n)	L, 71-83

**1956-57 (8-14, 4-10 Big Ten/8th)**

Pos	#	Starters	Ppg
F	57	Dave Gunther (So.)	12.3
F	41	George Seaberg (So.)	5.3
C	26	Peer Heeg (So.)	5.3
G	32	Clarence Wordlaw (So.)	11.6
G	36	Jim McConnell (Jr.)	9.0

Reserves	
G	24 Augie Martel (Sr.) 9.5
C/F	42 Tom Payne (Jr.) 12.3
C	20 Americus John-Lewis (So.) 5.3

Date	AP Rank UI/Opp	Opponent	Result
12/3		at Nebraska	L, 43-67
12/8		Denver	W, 58-57
12/17		Loyola (LA)	W, 80-65
12/22	--/14	Kansas State	W, 85-83

**Dixie Classic**

12/27		vs. NC State (n)	L, 70-84
12/28		vs. DePaul (n) #	L, 72-73
12/29	--/4	vs. West Virginia (n)	W, 79-76

1/5		Ohio State	L, 60-72
1/7	--/5	at Illinois	L, 70-81
1/12	--/19	Minnesota	W, 89-66
1/19		at Wisconsin	W, 70-47
1/21		at Northwestern	L, 63-70
2/2		Indiana	L, 66-82
2/4		at Washington (MO)	L, 54-62
2/9	--/17	Purdue	W, 74-67
2/16		at Michigan State	L, 67-77
2/18	--/11	at Indiana	L, 76-90
2/23		Northwestern	W, 74-66
2/25		at Minnesota	L, 81-102
3/2		Michigan	L, 79-83
3/4		at Purdue	L, 63-72
3/9		Wisconsin	L, 59-60

**1957-58 (13-9, 7-7 Big Ten/6th)**

Pos	#	Starters	Ppg
F	25	Dave Gunther (Jr.)	19.8
F	45	Nolden Gentry (So.)	9.5
C	3	Frank Mundt (So.)	4.4
G	32	Clarence Wordlaw (Jr.)	12.5
G	30	Bob Washington (So.)	6.5

Reserves	
C	43 Larry Swift (So.) 11.8
G	44 Earl Nau (So.) 5.6
G	4 Mike Heitman (So.) 4.8

Date	AP Rank UI/Opp	Opponent	Result
12/3		SMU	W, 66-60
12/7		Arizona	W, 80-63
12/14	--/5	at Kansas State	L, 69-86
12/16		at Wichita State	L, 78-81
12/21	--/17	Oregon State#	W, 77-67

**Queen City Tournament**

12/28		vs. Cornell - NY (n)	W, 73-68
12/30		vs. Syracuse (n)	W, 58-52

1/4		Michigan	L, 65-73
1/6	--/17	at Illinois	W, 70-68
1/13		Northwestern#	L, 80-82
1/18		Indiana	W, 79-75
1/20		at Ohio State	L, 64-70
1/25		at Minnesota	W, 73-71
2/1		Ohio State	W, 66-64
2/8		Miami (OH)	W, 82-77
2/10	--/19	at Michigan State	L, 84-90
2/17		Wisconsin	W, 74-61
2/22		Illinois	W, 83-79
2/24		at Northwestern	W, 86-78
3/1	--/15	Michigan State	L, 65-83
3/3		at Purdue	L, 59-65
3/8		at Michigan	L, 92-95



Coach Sharm Scheuerman

1958-59 (10-12, 7-7 Big Ten/T-5th)

Table with 4 columns: Pos, #, Starters, Ppg. Lists players like Dave Gunther, Clarence Wordlaw, Nolden Gentry, Mike Heitman, Bob Washington, Ron Zagar, Frank Mundt, Bob Carpenter.

Table with 4 columns: Date, AP Rank UI/Opp, Opponent, Result. Lists games against Colorado, SMU, Oklahoma, Texas Tech, California, Washington.

Far West Classic

Table with 4 columns: Date, AP Rank UI/Opp, Opponent, Result. Lists games vs. Wyoming, Oregon State.

Table with 4 columns: Date, AP Rank UI/Opp, Opponent, Result. Lists games from 1/3 to 3/7 against various opponents like Northwestern, Michigan State, Illinois, Indiana, etc.

1959-60 (14-10, 6-8 Big Ten/T-6th)

Table with 4 columns: Pos, #, Starters, Ppg. Lists players like Nolden Gentry, Pete Schebler, Don Nelson, Mike Heitman, Ron Zagar, Dennis Runge, Mike Woods, Dave Maher.

Table with 4 columns: Date, AP Rank UI/Opp, Opponent, Result. Lists games against Evansville, SMU, North Dakota, Texas Tech, Colorado, Oklahoma, Loyola (LA).

Holiday Festival

Table with 4 columns: Date, AP Rank UI/Opp, Opponent, Result. Lists games vs. St. John's, NYU, Cincinnati.

Table with 4 columns: Date, AP Rank UI/Opp, Opponent, Result. Lists games from 1/2 to 3/5 against Minnesota, Wisconsin, Northwestern, Michigan State, Purdue, Michigan State, Minnesota, Indiana, Ohio State, Wisconsin, Indiana, Purdue, Illinois, Michigan.

1960-61 (18-6, 10-4 Big Ten/T-2nd)

Table with 4 columns: Pos, #, Starters, Ppg. Lists players like Dennis Runge, Matt Szykowny, Don Nelson, Joel Novak, Joe Reddington, Dick Shaw, Gary Lorenz, Tom Purcell.

Table with 4 columns: Date, AP Rank UI/Opp, Opponent, Result. Lists games against South Dakota State, Evansville, Saint Louis, Creighton, Wyoming, Arizona.

Los Angeles Classic

Table with 4 columns: Date, AP Rank UI/Opp, Opponent, Result. Lists games vs. California, USC, UCLA.

Table with 4 columns: Date, AP Rank UI/Opp, Opponent, Result. Lists games from 1/7 to 3/11 against Minnesota, Wisconsin, Michigan State, Illinois, Purdue, Indiana, Michigan State, Northwestern.

1961-62 (13-11, 7-7 Big Ten/T-4th)

Table with 4 columns: Pos, #, Starters, Ppg. Lists players like Andy Hankins, Jerry Messick, Don Nelson, Joel Novak, Joe Reddington, Matt Szykowny, Doug Mehlhaus, Dave Roach.

Table with 4 columns: Date, AP Rank UI/Opp, Opponent, Result. Lists games against Evansville, Miami (OH), South Dakota State, Saint Louis, Los Angeles State, Nevada.

Quaker City Tournament

Table with 4 columns: Date, AP Rank UI/Opp, Opponent, Result. Lists games vs. Penn State, Pennsylvania, Villanova.

Table with 4 columns: Date, AP Rank UI/Opp, Opponent, Result. Lists games from 1/6 to 3/10 against Wisconsin, Northwestern, Minnesota, Michigan, Northwestern, Creighton, Ohio State, Illinois, Purdue, Indiana, Michigan State, Michigan, Ohio State, Illinois, Wisconsin.

1962-63 (9-15, 5-9 Big Ten/8th)

Table with 4 columns: Pos, #, Starters, Ppg. Lists players like Dave Roach, Fred Riddle, Jerry Messick, Joe Reddington, Jimmy Rodgers, Andy Hankins, Mike Denoma, Doug Mehlhaus.

Table with 4 columns: Date, AP Rank UI/Opp, Opponent, Result. Lists games against Evansville, Saint Louis, Ohio University, Clemson.

Kentucky Invitational

Table with 4 columns: Date, AP Rank UI/Opp, Opponent, Result. Lists games at Kentucky, vs. Oregon State.

Far West Classic

Table with 4 columns: Date, AP Rank UI/Opp, Opponent, Result. Lists games vs. Arizona, Oregon, Oregon State.

Table with 4 columns: Date, AP Rank UI/Opp, Opponent, Result. Lists games from 1/5 to 3/9 against Illinois, Michigan, Minnesota, Wisconsin, Ohio State, Michigan State, Loyola (IL), Northwestern, Purdue, Indiana, Ohio State, Michigan, Northwestern, Wisconsin, Illinois.

1963-64 (8-15, 3-11 Big Ten/9th)

Table with 4 columns: Pos, #, Starters, Ppg. Lists players like Dave Roach, Joel Jessen, George Peeples, Andy Hankins, Jimmy Rodgers, Dennis Pauling, Ed Bastian, Bill Skea.

Table with 4 columns: Date, AP Rank UI/Opp, Opponent, Result. Lists games against South Dakota, Evansville, St. Louis, SMU, Creighton.

Far West Classic

Table with 4 columns: Date, AP Rank UI/Opp, Opponent, Result. Lists games vs. Colorado State, LSU, Washington State.

Table with 4 columns: Date, AP Rank UI/Opp, Opponent, Result. Lists games from 1/4 to 3/9 against Indiana, Illinois, Wisconsin, Purdue, Loyola (IL), Minnesota, Indiana, Michigan State, Ohio State, Michigan State, Northwestern, Minnesota, Purdue, Michigan, Illinois.



**Coach Ralph Miller**

**1964-65 (14-10, 8-6 Big Ten/5th)**

Pos	#	Starters	Ppg
F	52	Gary Olson (Jr.)	8.3
F	23	Gerry Jones (So.)	14.0
C	45	George Peeples (Jr.)	17.0
G	4	Chris Pervall (Jr.)	21.1
G	15	Jimmy Rodgers (Sr.)	12.3
Reserves			
G	11	Dennis Pauling (Jr.)	6.7
C/F	14	Ed Bastian (Jr.)	2.3
G	42	Fred Riddle (Sr.)	1.2

Date	AP Rank UI/Opp	Opponent	Result
12/1		South Dakota	W, 93-68
12/4		at Kentucky	L, 77-85
12/5		at Evansville	L, 83-90
12/12		Creighton	W, 98-83
12/19		Providence	L, 70-71
12/21		North Dakota	W, 106-65

**Los Angeles Classic**

12/28		at USC	W, 71-65
12/29		vs. Utah (n)	L, 88-92
12/30		vs. Minnesota (n)	W, 76-74
1/4		Wisconsin	W, 92-62
1/9		at Michigan State	W, 85-78
1/11	--/5	Indiana	L, 76-85
1/16		Michigan State	W, 111-68
1/18	--/5	at Indiana	W, 74-68
1/29	--/1	at UCLA	W, 87-82
2/6		Northwestern	W, 78-72
2/8	--/1	at Michigan	L, 66-81
2/13		at Ohio State	W, 82-81
2/20		Purdue	W, 111-85
2/23		at Illinois	L, 80-97
2/27		at Purdue	L, 68-76
3/2	--/6	Minnesota	L, 70-78
3/6		Illinois	W, 94-84
3/9		at Minnesota#	L, 84-85

**1965-66 (17-7, 8-6 Big Ten/T-3rd)**

Pos	#	Starters	Ppg
F	52	Gary Olson (Sr.)	10.0
F	44	Ben McGilmer (So.)	10.8
C	45	George Peeples (Sr.)	17.8
G	32	Chris Pervall (Sr.)	19.1
G	11	Denny Pauling (Sr.)	7.8
Reserves			
F	23	Gerry Jones (Jr.)	15.8
F	15	Huston Breedlove (So.)	1.9
G	25	Tom Chapman (Jr.)	2.0

Date	AP Rank UI/Opp	Opponent	Result
12/2		Pepperdine	W, 111-50
12/4		at Evansville	W, 80-73
12/6		Southern Illinois	W, 69-58
12/8		Creighton	W, 103-77
12/11		at Drake	W, 66-60
12/15		Washington	W, 99-70
12/18		Drake	W, 69-51

**Sun Bowl Tournament**

12/29	4/--	vs. Arkansas (n)	W, 77-75
12/30	4/--	at UTEP	L, 68-86
1/8	7/--	at Wisconsin	L, 68-69
1/10		Northwestern	W, 70-58
1/17		at Indiana	L, 61-73
1/22		Michigan State	W, 90-76
1/24		Ohio State	W, 98-89
2/5		at Detroit	W, 107-73
2/7		at Purdue	L, 58-66
2/12		at Northwestern	L, 73-81
2/15		Minnesota	W, 96-87
2/19		at Ohio State	W, 86-80
2/21	--/10	Michigan	W, 91-82
2/26		Wisconsin	W, 80-70
2/28		at Michigan	L, 88-103
3/5		at Illinois	L, 90-106
3/7		Indiana	W, 82-77

**1966-67 (16-8, 9-5 Big Ten/3rd)**

Pos	#	Starters	Ppg
F	23	Gerry Jones (Sr.)	18.6
F	53	Sam Williams (Jr.)	22.6
C	51	Huston Breedlove (Jr.)	8.4
G	25	Tom Chapman (Sr.)	16.8
G	24	Chris Philips (Jr.)	5.7
Reserves			
G	11	Ron Norman (Jr.)	6.6
G	13	Dave White (Sr.)	2.6
F	10	Dick Agnew (Jr.)	1.5

Date	AP Rank UI/Opp	Opponent	Result
12/2		at Washington	W, 66-50
12/3		at Washington	L, 65-76
12/5		at Creighton	L, 68-69
12/10		at Drake	W, 90-83
12/17		Drake	W, 83-75
12/21		California	W, 72-62
12/23		Stanford	W, 77-74
12/28		Wichita State	W, 94-76
12/30	--/7	at Cincinnati	W, 78-69
1/7		Indiana	W, 84-73
1/14		at Michigan State	L, 70-79
1/21		at Northwestern	L, 88-90
1/23		Michigan	W, 91-81
2/4		at Loyola (IL)	L, 87-98
2/6		Illinois	W, 96-89
2/11		at Ohio State	W, 73-72
2/14		Northwestern	W, 80-75
2/18		Wisconsin###	L, 95-96
2/21		at Minnesota	L, 86-88
2/25		at Indiana#	W, 75-74
2/27		Purdue	L, 75-78
3/4		Ohio State	W, 90-56
3/7		at Wisconsin#	W, 90-87
3/11		at Michigan	W, 83-76

**1967-68 (16-9, 10-4 Big Ten/T-1st)**

Pos	#	Starters	Ppg
F	44	Glenn Vidnovic (So.)	13.9
F	53	Sam Williams (Sr.)	25.3
C	4	Dick Jensen (So.)	6.6
G	11	Ron Norman (Jr.)	9.7
G	43	Chad Calabria (So.)	13.9
Reserves			
F	51	Huston Breedlove (Sr.)	4.3
G	42	Rolly McGrath (Sr.)	3.1
F	10	Rich Agnew (Sr.)	2.7

Date	AP Rank UI/Opp	Opponent	Result
12/2		Bowling Green	W, 79-73
12/4		Southern Illinois	W, 61-49
12/16		Drake	L, 65-74
12/18		UTEP	W, 59-53
12/22		at California	L, 73-79
12/23		at Stanford	L, 86-87

**Los Angeles Classic**

12/28	--/4	vs. Tennessee (n) #	W, 64-59
12/29		vs. Wyoming (n) ##	L, 87-94
12/30		vs. Saint Louis (n) #	W, 80-77
1/6		at Northwestern	L, 67-76
1/8		Loyola (IL)	W, 71-65
1/13		Ohio State#	W, 74-72
1/20		Minnesota	W, 82-70
1/23		at Michigan State	W, 76-71
2/3		at Illinois	L, 63-66
2/7		Purdue	W, 94-87
2/10		at Michigan	W, 99-86
2/17		Wisconsin	W, 69-61
2/20		at Purdue	L, 73-86
2/24		at Indiana	W, 78-70
2/27		Michigan State	W, 76-58
3/2		Illinois	W, 61-56
3/4		at Minnesota	W, 91-72
3/9		Michigan	L, 70-71
3/12		vs. Ohio State (B1G Playoff)	L, 81-85

**1968-69 (12-12, 5-9 Big Ten/T-8th)**

Pos	#	Starters	Ppg
F	44	Glenn Vidnovic (Jr.)	15.7
F	50	John Johnson (Jr.)	19.7
C	4	Dick Jensen (Jr.)	8.1
G	24	Chris Philips (Sr.)	8.8
G	43	Chad Calabria (Jr.)	14.2
Reserves			
F	14	Ben McGilmer (Jr.)	13.5
G/F	11	Ron Norman (Sr.)	5.1
F	44	Omar Hazley (So.)	1.6

Date	AP Rank UI/Opp	Opponent	Result
11/30		Cal Poly	W, 91-73
12/4	20/--	Northern Michigan	W, 99-69
12/7	20/--	UW-Milwaukee	W, 116-80
12/12	19/--	at Wichita State	L, 88-93
12/14	19/--	at Drake	L, 74-89
12/19		North Dakota	W, 91-59
12/21		Creighton	W, 100-73

**Sugar Bowl Tournament**

12/30		vs. Houston (n)	W, 95-87
12/31		vs. Duke (n)	L, 82-85
1/4		at Michigan#	L, 92-99
1/11		Indiana	W, 91-72
1/14		Michigan State	W, 77-76
1/17		Minnesota	W, 89-68
2/1	--/4	at Davidson	W, 76-61
2/4	--/9	at Purdue	L, 87-99
2/8	--/10	at Illinois	L, 69-98
2/11		Northwestern#	W, 84-80
2/15		Michigan	L, 85-86
2/18		at Michigan State	L, 60-78
2/22	--/10	at Ohio State	L, 81-88
2/25	--/15	Illinois	W, 74-53
2/28	--/9	Purdue	L, 85-97
3/4		at Minnesota	L, 65-71
3/8		at Wisconsin	L, 74-84

**1969-70 (20-5, 14-0 Big Ten/1st)**

Pos	#	Starters	Ppg
F	44	Glenn Vidnovic (Sr.)	17.3
F	50	John Johnson (Sr.)	27.9
C	4	Dick Jensen (Sr.)	3.1
G	32	Fred Brown (Jr.)	17.9
G	43	Chad Calabria (Sr.)	19.1
Reserves			
F	14	Ben McGilmer (Sr.)	10.3
F	40	Omar Hazley (Jr.)	2.2
F	24	Ken Grabinski (So.)	1.4

Date	AP Rank UI/Opp	Opponent	Result
12/6		at Southern Illinois	L, 67-73
12/9		St. Francis (PA)	W, 81-68
12/11	--/7	Duquesne	W, 98-87
12/18		at Cincinnati	L, 105-114
12/20		Creighton	L, 88-97
12/22		Drake	W, 101-78

**Rainbow Classic**

12/26		vs. St. John's (n)	L, 55-57
12/30		at Hawai'i	W, 111-60
1/3	--/17	Purdue	W, 94-88
1/6		at Michigan	W, 107-99
1/10		at Wisconsin	W, 92-74
1/24	18/--	Tennessee Tech	W, 96-68
1/31	20/--	Indiana	W, 100-93
2/3	20/--	Minnesota	W, 90-77
2/7	20/--	at Indiana	W, 104-89
2/10	14/--	Wisconsin	W, 119-100
2/14	14/--	Michigan State	W, 103-77
2/17	11/--	at Illinois	W, 83-81
2/21	11/--	at Ohio State	W, 97-89
2/24	9/--	Northwestern	W, 116-97
2/28	9/--	at Purdue	W, 108-107
3/3	8/--	Ohio State	W, 113-92
3/7	8/--	at Northwestern	W, 115-101

**NCAA Tourney (Mideast)**

3/12	8/6	vs. Jacksonville (n)	L, 103-104
3/14	8/15	vs. Notre Dame (n)	W, 121-106



Coach Dick Schultz

1970-71 (9-15, 4-10 Big Ten/T-7th)

Table with 4 columns: Pos, #, Starters, Ppg. Lists players like Omar Hazley, Ken Grabinski, Kevin Kunnert, Fred Brown, Gary Lusk, Sam Williams, Lynn Rowat, Glenn Angelino.

Table with 4 columns: Date, AP Rank UI/Opp, Opponent, Result. Lists game dates and opponents like Creighton, Nebraska, Ashland (OH), Drake, Bowling Green, etc.

1971-72 (11-13, 5-9 Big Ten/T-8th)

Table with 4 columns: Pos, #, Starters, Ppg. Lists players like Neil Fegebank, Jim Collins, Kevin Kunnert, Rick Williams, Gary Lusk, Glenn Angelino, Harold Sullinger, Ken Grabinski.

Table with 4 columns: Date, AP Rank UI/Opp, Opponent, Result. Lists game dates and opponents like Hardin-Simmons, UCLA, UTEP, Duquesne, Nevada, Iowa State, etc.

1972-73 (13-11, 6-8 Big Ten/T-6th)

Table with 4 columns: Pos, #, Starters, Ppg. Lists players like Neil Fegebank, Jim Collins, Kevin Kunnert, Rick Williams, Candy LaPrince, Reggie Vaughan, Larry Parker, Glenn Angelino.

Table with 4 columns: Date, AP Rank UI/Opp, Opponent, Result. Lists game dates and opponents like Chicago State, Kentucky, Kansas, Marquette, Drake, Minnesota-Duluth, Iowa State, etc.

1973-74 (8-16, 5-9 Big Ten/7th)

Table with 4 columns: Pos, #, Starters, Ppg. Lists players like Neil Fegebank, Larry Parker, Jim Collins, John Hairston, Candy LaPrince, Scott Thompson, Nate Washington, Mike Gatens.

Table with 4 columns: Date, AP Rank UI/Opp, Opponent, Result. Lists game dates and opponents like Northern Illinois, Drake, Marquette, Kansas State, Kentucky, Wyoming, Wisc.-Green Bay, etc.

Coach Lute Olson

1974-75 (10-16, 7-11 Big Ten/7th)

Table with 4 columns: Pos, #, Starters, Ppg. Lists players like Dan Frost, Larry Parker, Bruce King, Scott Thompson, Larry Moore, Fred Haberecht, John Hairston, Archie Mays.

Table with 4 columns: Date, AP Rank UI/Opp, Opponent, Result. Lists game dates and opponents like VCU, Drake, Kansas, Iowa State, San Jose State.

Far West Classic

Table with 4 columns: Date, AP Rank UI/Opp, Opponent, Result. Lists games vs. Oregon State, Wake Forest, Boston College.

Table with 4 columns: Date, AP Rank UI/Opp, Opponent, Result. Lists game dates and opponents like Northwestern, Illinois, Purdue, Indiana, Ohio State, Michigan, etc.

1975-76 (19-10, 9-9 Big Ten/5th)

Table with 4 columns: Pos, #, Starters, Ppg. Lists players like Bruce King, Dan Frost, Fred Haberecht, Scott Thompson, Cal Wulfsberg, Mike Gatens, Archie Mays, Dick Peth.

Table with 4 columns: Date, AP Rank UI/Opp, Opponent, Result. Lists game dates and opponents like Augustana (SD), Nebraska, Northeast Louisiana, Bradley, Iowa State, U.S. International, Drake.

Rainbow Classic

Table with 4 columns: Date, AP Rank UI/Opp, Opponent, Result. Lists games vs. Holy Cross, Arizona, USC.

Table with 4 columns: Date, AP Rank UI/Opp, Opponent, Result. Lists game dates and opponents like Illinois, Michigan State, Minnesota, Wisconsin, Northwestern, Ohio State, Indiana, Michigan, Purdue, Minnesota, Drake.

# YEAR-BY-YEAR SCORES

# IOWA BASKETBALL



2022 MEDIA GUIDE

2/14	Wisconsin	W, 96-82
2/16	Northwestern	W, 81-68
2/21	at Ohio State	W, 69-66
2/23	--/1 at Indiana	L, 81-101
2/28	--/13 Michigan	L, 74-88
3/1	Michigan State	L, 88-93
3/3	Purdue	L, 78-94
3/6	at Illinois	W, 82-70

### 1976-77 (20-7, 12-6 Big Ten/4th)

Pos.	#	Starters	Ppg
F	44	Clay Hargrave (So.)	8.4
F	40	Terry Drake (Jr.)	6.7
C	54	Bruce King (Sr.)	21.0
G	10	Cal Wulfsberg (Sr.)	5.9
G	12	Ronnie Lester (Fr.)	13.4

### Reserves

G	20	Dick Peth (So.)	9.1
F	24	William Mayfield (So.)	5.7
G	34	Tom Norman (So.)	4.9

Date	AP Rank UI/Opp	Opponent	Result
11/27		at Nebraska	W, 71-57
11/29		Kent State	W, 84-55
12/4		at Drake	W, 86-71
12/6		Bradley	W, 90-77
12/10		California	W, 94-73
12/18		Iowa State	W, 85-64
12/21		Drake	W, 82-69

### Lobo Classic

12/29		at New Mexico	L, 83-96
12/30		vs. Pittsburgh (n)	W, 103-80

1/8	--/13	at Minnesota+	W, 68-78
1/13		at Purdue	L, 76-87
1/15		at Illinois#	W, 84-81
1/17	--/5	Michigan	L, 75-99
1/22		Northwestern	W, 76-74
1/27		Ohio State	W, 84-66
1/29		at Indiana	L, 65-81
2/5		Wisconsin	W, 90-73
2/7		Michigan State	W, 87-79
2/12	--/8	Minnesota+	W, 58-61
2/14		at Ohio State#	W, 74-70
2/17	--/5	at Michigan	L, 80-91
2/19		at Michigan State	L, 79-81
2/24		Illinois	W, 76-64
2/26		Purdue	L, 70-81
2/28		Indiana	W, 80-73
3/3		at Northwestern	W, 78-60
3/5		at Wisconsin##	W, 94-93

### 1977-78 (12-15, 5-13 Big Ten/8th)

Pos.	#	Starters	Ppg
F	44	Clay Hargrave (Jr.)	9.9
F	24	William Mayfield (Jr.)	9.8
C	50	Larry Olsthoorn (So.)	8.9
G	34	Tom Norman (Jr.)	7.6
G	12	Ronnie Lester (So.)	19.9

### Reserves

G	20	Dick Peth (Jr.)	7.2
F	32	Vince Brookins (Fr.)	6.4
C	52	Steve Waite (Fr.)	5.5

Date	AP Rank UI/Opp	Opponent	Result
11/26		at Iowa State	L, 78-79
11/28		at Kent State	W, 82-64
12/1		Mankato State	W, 91-71
12/3		Cal-Northridge	W, 66-63
12/10		at California	W, 75-70
12/17		Denver	W, 107-65

### Rebel Roundup

12/20		vs. Tennessee (n)	W, 92-86
12/21	--/9	at UNLV	L, 84-85
12/30		Drake	W, 89-87
1/5	--/11	at Indiana	L, 51-69
1/7		at Ohio State	W, 87-75
1/12		Michigan	L, 56-66
1/14		Purdue	W, 66-60
1/19		at Northwestern	L, 59-62

1/21	--/10	at Michigan State	L, 58-68
1/26		Illinois	L, 61-70
1/30		Wisconsin	W, 88-73
2/2		at Minnesota	L, 71-82
2/4		at Wisconsin	L, 72-82
2/9	--/10	Michigan State	L, 70-71
2/11		Minnesota	L, 65-78
2/16		Northwestern	W, 76-74
2/18		at Illinois	L, 76-77
2/23		at Purdue	L, 69-82
2/25		at Michigan	L, 76-82
3/2		Ohio State	W, 87-70
3/4		Indiana	L, 55-71

### 1978-79 (20-8, 13-5 Big Ten/T-1st)

Pos.	#	Starters	Ppg
F	24	William Mayfield (Sr.)	12.9
F	40	Kevin Boyle (Fr.)	11.9
C	52	Steve Waite (So.)	6.4
G	20	Dick Peth (Sr.)	6.7
G	12	Ronnie Lester (Jr.)	18.7

### Reserves

G	34	Tom Norman (Sr.)	7.7
C	54	Steve Krafcsin (So.)	7.2
F	32	Vince Brookins (So.)	3.8

Date	AP Rank UI/Opp	Opponent	Result
11/25		Kent State	W, 111-76
11/28		Wichita State	W, 91-67
12/2		at Colorado State	L, 69-72
12/9		at Drake	L, 69-72
12/11		Iowa State	W, 67-66
12/16		at Illinois Wesleyan	W, 95-55
12/23		Drake	W, 112-73

### Cabrillo Classic

12/29		vs. Pennsylvania (n) ##	W, 87-84
12/30		vs. Stanford (n)	W, 83-68

1/4		at Northwestern	W, 65-57
1/6	--/13	at Michigan	W, 85-79
1/11		Ohio State	L, 67-72
1/14		Indiana	W, 90-61
1/18		at Purdue	W, 56-46
1/20	--/6	at Michigan State#	L, 72-83
1/25	--/8	Illinois	W, 58-52
1/27		Minnesota	W, 81-64
2/1		at Wisconsin	W, 70-64
2/3		at Minnesota	W, 97-71
2/8	15/10	Michigan State	L, 57-60
2/10	15/--	Wisconsin	W, 79-65
2/15	14/13	Purdue	W, 75-72
2/17	14/--	at Illinois	W, 67-53
2/22	12/--	at Indiana	L, 62-64
2/24	12/14	at Ohio State	W, 83-68
3/1	11/--	Michigan	L, 53-61
3/3	11/--	Northwestern	W, 95-64

### NCAA Tournament (Midwest)

3/10	14/--	vs. Toledo (n)	L, 72-74
------	-------	----------------	----------

### 1979-80 (23-10, 10-8 Big Ten/4th)

Pos.	#	Starters	Ppg
F	52	Steve Waite (Jr.)	8.0
F	32	Vince Brookins (Jr.)	11.0
C	54	Steve Krafcsin (Jr.)	12.3
G	40	Kevin Boyle (So.)	11.8
G	30	Kenny Arnold (So.)	13.5

### Reserves

G	12	Ronnie Lester (Sr.)	14.8
G	24	Bob Hansen (Fr.)	5.6
F	44	Mark Gannon (Fr.)	5.6

Date	AP Rank UI/Opp	Opponent	Result
12/1		Northern Illinois	W, 86-43
12/3	20/--	Colorado State	W, 113-66
12/6	20/--	UNI	W, 78-46
12/8	20/--	at Detroit	W, 80-54
12/11	17/--	at Wichita State	W, 81-62
12/15	17/--	at Iowa State	W, 67-64

12/21	13/--	vs. Mississippi State (n)	W, 81-62
12/22	13/--	at Dayton	W, 61-54

12/29	11/--	Drake	W, 77-66
1/3	10/20	at Illinois	W, 72-71
1/5	10/--	at Michigan	L, 65-68
1/10	12/3	Ohio State	L, 71-77
1/12	12/--	Wisconsin	W, 66-65
1/17	13/19	at Indiana	L, 69-81
1/19	13/--	at Michigan State	L, 67-75
1/24		Northwestern	W, 86-64
1/26		Minnesota	W, 80-73
1/31	--/17	at Purdue	L, 56-70
2/2		at Minnesota	W, 73-63
2/7		Michigan State#	W, 44-39
2/9	--/12	Purdue	W, 74-59
2/14	20/--	Indiana	L, 55-66
2/16	20/--	at Northwestern	W, 60-58
2/21		at Wisconsin	L, 58-62
2/23	--/11	at Ohio State	L, 69-70
2/28		Michigan	W, 83-67
3/1		Illinois	W, 75-71

### NCAA Tournament (East)

3/6		vs. VCU (n)	W, 86-72
3/8	--/19	vs. N.C. State (n)	W, 77-64
3/14	--/3	vs. Syracuse (n)	W, 88-77
3/16	--/20	vs. Georgetown (n)	W, 81-80
3/22	--/4	vs. Louisville (n)	L, 72-80
3/24	--/18	vs. Purdue (n)	L, 58-75

### 1980-81 (21-7, 13-5 Big Ten/2nd)

Pos.	#	Starters	Ppg
F	52	Steve Waite (Sr.)	5.2
F	32	Vince Brookins (Sr.)	14.7
C	54	Steve Krafcsin (Sr.)	11.4
G	40	Kevin Boyle (Jr.)	9.9
G	30	Kenny Arnold (Jr.)	11.7

### Reserves

G	24	Bob Hansen (So.)	8.4
F	44	Mark Gannon (So.)	5.7
G	15	Steve Carfino (Fr.)	4.5

Date	AP Rank UI/Opp	Opponent	Result
11/29	14/--	at Northern Illinois	W, 61-47
12/1	12/--	Detroit	W, 98-55

### Fiesta Classic

12/6	12/--	vs. Cincinnati (n)	W, 69-64
12/7	12/--	Arizona State	L, 88-96
12/9	16/--	Nevada	W, 112-71
12/13	16/--	at Drake	W, 90-68
12/20	16/--	Iowa State	W, 85-59
12/30	14/--	UNI	W, 86-52
1/3	14/--	Wisconsin-Eau Claire	W, 86-62
1/8	11/--	Ohio State	L, 56-58
1/10	11/--	Michigan State	W, 65-57
1/15	14/--	at Wisconsin	W, 76-66
1/17	14/9	at Michigan	W, 73-58
1/22	9/--	at Indiana	W, 56-53
1/24	9/--	Minnesota	L, 48-60
1/29	13/--	Purdue	W, 84-67
1/31	13/--	at Illinois	L, 66-79
2/5	15/--	at Northwestern	W, 76-65
2/7	15/18	Illinois	W, 72-66
2/12	14/--	at Minnesota#	W, 60-58
2/14	14/--	Northwestern	W, 82-64
2/19	12/16	Indiana	W, 78-65
2/21	12/--	at Purdue	W, 67-62
2/26	8/--	Michigan	W, 69-66
2/28	8/--	Wisconsin	W, 96-75
3/5	8/--	at Michigan State#	L, 70-71
3/7	8/--	at Ohio State	L, 70-78

### NCAA Tournament (Midwest)

3/15	8/--	vs. Wichita State (n)	L, 56-60
------	------	-----------------------	----------

**1981-82 (21-8, 12-6 Big Ten/T-2nd)**

Pos.	#	Starters	Ppg
F	44	Mark Gannon (Jr.)	8.5
F	40	Kevin Boyle (Sr.)	6.5
C	42	Michael Payne (Fr.)	11.4
G	15	Steve Carfino (So.)	8.4
G	30	Kenny Arnold (Sr.)	10.0
<b>Reserves</b>			
G	24	Bob Hansen (Jr.)	12.0
C	41	Greg Stokes (Fr.)	5.7
G	25	Todd Berkenpas (Fr.)	3.2

Date	AP Rank UI/Opp	Opponent	Result
11/28	9/--	Northern Illinois	W, 84-66
11/30	6/--	Nebraska-Omaha	W, 71-58
12/5	6/--	at Marquette#	W, 68-65
12/8	6/--	at Iowa State	W, 79-68
12/12	6/--	UNI	W, 84-53

**Kettle Classic**

12/18	6/--	vs. Clemson (n)	W, 80-68
12/19	6/--	at Houston	L, 52-62
12/30	10/--	Drake	W, 60-49
1/2	10/--	at South Carolina	W, 57-47
1/7	7/--	Purdue	W, 62-40
1/9	7/--	Illinois	W, 56-50
1/14	5/11	at Minnesota	L, 56-61
1/16	5/--	at Wisconsin	W, 78-62
1/21	6/--	at Northwestern	W, 49-48
1/23	6/--	Michigan	W, 56-38
1/28	6/--	at Michigan State	W, 57-56
1/30	6/--	Ohio State	W, 76-66
2/4	5/--	Indiana	W, 62-40
2/6	5/--	at Ohio State#	W, 69-65
2/11	5/--	Northwestern	W, 62-49
2/13	5/--	at Indiana	L, 58-73
2/18	7/--	Michigan State	W, 59-53
2/20	7/--	at Michigan	L, 58-68
2/25	11/--	Wisconsin	W, 79-55
2/27	11/13	Minnesota###	L, 55-57
3/4	11/--	at Illinois#	L, 67-73
3/6	11/--	at Purdue	L, 65-66

**NCAA Tournament (West)**

3/12	11/--	vs. Northeast Louisiana (n)	W, 70-63
3/14	11/6	vs. Idaho# (n)	L, 67-69

**1982-83 (22-9, 11-7 Big Ten/T-2nd)**

Pos.	#	Starters	Ppg
F	42	Michael Payne (So.)	10.6
F	44	Mark Gannon (Sr.)	6.9
C	41	Greg Stokes (So.)	17.7
G	24	Bob Hansen (Sr.)	15.4
G	15	Steve Carfino (Jr.)	10.6
<b>Reserves</b>			
G	14	Andre Banks (Fr.)	2.7
G	25	Todd Berkenpas (So.)	2.3
F	34	Craig Anderson (Jr.)	1.7

Date	AP Rank UI/Opp	Opponent	Result
11/27	11/--	at BYU	W, 91-80
11/29	10/--	at Drake	W, 68-63

**Hawkeye Invitational**

12/3	10/--	Navy	W, 76-65
12/4	10/--	Hawai'i	W, 99-67

12/8	7/16	Marquette	W, 87-66
12/11	7/--	USC	W, 66-55
12/18	7/4	at UCLA	L, 66-75

**Rochester Classic**

12/28	9/--	vs. James Madison (n)	W, 47-45
12/29	9/--	vs. Seton Hall (n)	W, 85-63

1/5	8/--	Michigan State	L, 59-61
1/8	8/--	Michigan	W, 79-72
1/13	12/--	at Northwestern	W, 66-57
1/15	12/--	Iowa State	W, 73-56
1/20	10/16	at Minnesota	W, 68-52
1/22	10/--	at Wisconsin	W, Forfeit
1/27	14/--	Ohio State##	L, 83-89

1/29	14/2	Indiana	W, 63-48
2/3	13/--	at Illinois	L, 61-62
2/5	13/--	at Purdue	L, 57-60
2/10	20/18	Purdue	W, 55-46
2/12	20/--	Illinois	W, 68-66
2/16	16/2	at Indiana	W, 58-57
2/19	16/20	at Ohio State	L, 69-85
2/24	17/--	Wisconsin	W, 93-63
2/27	17/--	Minnesota	L, 69-71
3/3		Northwestern	W, 63-50
3/10		at Michigan	L, 60-66
3/12		at Michigan State	W, 75-57

**NCAA Tournament (Midwest)**

3/17		vs. Utah State (n)	W, 64-59
3/19	--/12	vs. Missouri (n)	W, 77-63
3/25	--/13	vs. Villanova (n)	L, 54-55

**Coach George Raveling****1983-84 (13-15, 6-12 Big Ten/T-7th)**

Pos.	#	Starters	Ppg
F	42	Michael Payne (Jr.)	9.3
F	34	Craig Anderson (Sr.)	4.1
C	41	Greg Stokes (Jr.)	14.9
G	15	Steve Carfino (Sr.)	11.7
G	14	Andre Banks (So.)	4.5
<b>Reserves</b>			
C	54	Brad Lohaus (So.)	6.8
G	25	Todd Berkenpas (Jr.)	3.9
F	35	Bryan Boyle (So.)	2.0

Date	AP Rank UI/Opp	Opponent	Result
11/26	7/--	Illinois Wesleyan	W, 86-60

**Hawkeye Invitational**

12/2	5/--	Baylor	W, 67-44
12/3	5/10	Oregon State	W, 56-45

12/7	5/--	at Louisville	L, 58-79
12/10	5/18	at Oregon State	L, 48-53
12/19		Colorado	W, 72-56
12/21		Drake	W, 66-43

**Winston Tire Classic**

12/29		at USC	W, 62-61
12/30	--/17	vs. Memphis (n)	W, 73-66

1/4		at Michigan State	L, 72-73
1/7		at Michigan	L, 49-53
1/12		Northwestern	W, 42-39
1/14		at Iowa State##	L, 72-76
1/19		Minnesota	L, 49-56
1/21		Wisconsin	W, 75-62
1/26		at Ohio State	L, 54-65
1/28		at Indiana	L, 47-54
2/2	--/8	Illinois##	L, 52-54
2/4	--/16	Purdue	L, 46-48
2/9	--/11	at Purdue	L, 58-79
2/12	--/8	at Illinois	L, 53-73
2/16	--/17	Indiana	L, 45-49
2/18		Ohio State	W, 74-60
2/23		at Wisconsin	W, 63-55
2/25		at Minnesota	W, 62-50
3/1		at Northwestern	W, 57-48
3/7		Michigan	L, 46-53
3/11		Michigan State	L, 44-51

**1984-85 (21-11, Big Ten 10-8/5th)**

Pos.	#	Starters	Ppg
F	3	Gerry Wright (So.)	9.7
F	42	Michael Payne (Sr.)	7.1
C	41	Greg Stokes (Sr.)	19.9
G	20	Jeff Moe (Fr.)	7.7
G	25	Todd Berkenpas (Sr.)	5.7
<b>Reserves</b>			
G	14	Andre Banks (Jr.)	6.6
F	44	Al Lorenzen (Fr.)	6.2
F	4	Bill Jones (Fr.)	4.2

Date	AP Rank UI/Opp	Opponent	Result
11/24		Arkansas-Little Rock	W, 76-47
11/26		Gonzaga	W, 62-40

11/28		Morehead State	W, 89-46
12/1		George Mason	W, 111-82
12/4		Iowa State	L, 50-54

**Hawkeye Invitational**

12/7		Boston University	W, 67-53
12/8		Texas Tech	W, 58-48

12/12		Georgia State	W, 89-40
12/15		Illinois Wesleyan	W, 99-39
12/22		South Carolina	W, 88-78

**Rainbow Classic**

12/25		vs. Maryland (n)#	L, 68-70
12/27		vs. Cornell - NY (n) #	W, 59-56
12/28		vs. Arkansas (n)	W, 71-52

1/3		Purdue	W, 75-63
1/5	--/6	Illinois	W, 64-60
1/12	19/--	at Minnesota	L, 57-65
1/17	--/19	at Michigan State	W, 79-65
1/19		at Michigan###	L, 67-69
1/24		Northwestern	W, 66-47
1/26		Wisconsin	W, 105-65
1/31		at Indiana	W, 72-59
2/2		at Ohio State	W, 67-58
2/6	12/--	Minnesota	W, 70-65
2/14	11/3	Michigan	L, 52-56
2/16	11/--	Michigan State	L, 55-57
2/20	14/--	at Wisconsin	L, 53-54
2/23	14/--	at Northwestern	L, 58-78
2/28		Ohio State	W, 87-82
3/3		Indiana	W, 70-50
3/7		at Illinois#	L, 53-59
3/9		at Purdue	L, 54-60

**NCAA Tournament (West)**

3/14		vs. Arkansas (n)	L, 54-63
------	--	------------------	----------

**1985-86 (20-12, Big Ten 10-8/6th)**

Pos.	#	Starters	Ppg
F	3	Gerry Wright (Jr.)	10.7
F	23	Roy Marble (Fr.)	12.5
C	44	Al Lorenzen (So.)	10.0
G	14	Bill Jones (So.)	9.6
G	4	Andre Banks (Sr.)	10.3
<b>Reserves</b>			
G	20	Jeff Moe (So.)	6.0
F	25	Ed Horton (Fr.)	3.7
C	54	Brad Lohaus (Jr.)	3.6

Date	AP Rank UI/Opp	Opponent	Result
11/22		at Hawaii-Hilo	W, 80-69
11/23		at Hawaii-Pacific	W, 85-68
11/25		vs. Arkansas-Little Rock# (n)	W, 108-99
11/30		Ablene Christian	W, 92-62
12/3	18/--	at Drake	W, 55-43

12/6	18/--	Arkansas State	L, 62-66
12/7	18/--	Lehigh	W, 89-68
12/10		at Iowa State	L, 61-74
12/14		Furman	W, 81-61
12/23		at Gonzaga	W, 84-64

**Hawkeye Invitational**

12/6	18/--	Arkansas State	L, 62-66
12/7	18/--	Lehigh	W, 89-68

12/10		at Iowa State	L, 61-74
12/14		Furman	W, 81-61
12/23		at Gonzaga	W, 84-64

**Far West Classic**

12/27		vs. Tampa (n)	W, 54-45
12/28		vs. Boston University (n)	W, 76-71
12/29		vs. St. Joseph's (n)	L, 56-60

1/2		at Purdue#	L, 73-76
1/4	--/14	at Illinois	W, 60-59
1/11		Minnesota	W, 75-62
1/16		Michigan State	W, 82-71
1/18	--/2	Michigan	L, 57-61
1/23		at Northwestern	W, 76-43
1/25		at Wisconsin	L, 63-69
1/30	--/15	Indiana	W, 79-69
2/1		Ohio State	W, 86-75
2/9		at Minnesota	L, 60-65
2/13		at Michigan State	L, 73-83
2/15	--/10	at Michigan	L, 66-82
2/20		Wisconsin	W, 101-48



2/22		Northwestern	W, 76-45
2/26		at Ohio State	L, 74-81
3/2	--/16	at Indiana	L, 73-80
3/6	--/19	Illinois	W, 57-53
3/8		Purdue	W, 77-64

<b>NCAA Tournament (Midwest)</b>			
3/14	--/20	vs. NC State (n)	L, 64-66

**Coach Tom Davis**

<b>1986-87 (30-5, 14-4 Big Ten/3rd)</b>			
<b>Pos.</b>	<b>#</b>	<b>Starters</b>	<b>Ppg</b>
F	25	Ed Horton (So.)	7.8
F	23	Roy Marble (So.)	14.9
C	54	Brad Lohaus (Sr.)	11.3
G	35	Kevin Gamble (Sr.)	11.9
G	10	B.J. Armstrong (So.)	12.4
<b>Reserves</b>			
G	20	Jeff Moe (Jr.)	11.1
F	3	Gerry Wright (Sr.)	6.5
F	44	Al Lorenzen (Jr.)	4.0

<b>AP Rank</b>			
<b>Date</b>	<b>UI/Opp</b>	<b>Opponent</b>	<b>Result</b>
<b>Great Alaska Shootout</b>			
11/28	10/--	at Alaska-Anchorage (n)	W, 91-81
11/29	10/17	vs. N.C. State (n) #	W, 90-89
11/30	10/--	vs. Northeastern (n)	W, 103-80

12/3	5/--	Missouri-St. Louis	W, 89-64
------	------	--------------------	----------

<b>Hawkeye Invitational</b>			
12/5	5/--	Delaware	W, 95-47
12/6	5/--	Loyola-Marymount	W, 103-80
12/9	4/--	BYU	W, 86-75
12/13	4/--	at Drake	W, 69-62
12/20	3/--	Iowa State	W, 89-64
12/22	3/--	Rider	W, 104-71

<b>Anteater Classic</b>			
12/28	3/--	vs. Portland (n)	W, 84-65
12/29	3/--	at UC-Irvine	W, 105-103

1/3	3/--	Northwestern	W, 80-44
1/5	2/--	Wisconsin	W, 78-63
1/10	2/--	at Minnesota	W, 78-57
1/14	2/8	at Illinois#	W, 91-88
1/19	2/6	at Purdue	W, 70-67
1/22	1/3	Indiana	W, 101-88
1/24	1/--	Ohio State	L, 76-80
1/29	2/--	at Michigan State	W, 89-75
1/31	2/--	at Michigan	L, 92-100
2/4	4/--	Minnesota	W, 78-47
2/7	4/--	at Arizona	W, 89-80
2/12	4/7	Purdue	L, 73-80
2/14	4/11	Illinois	W, 66-61
2/18	7/--	at Ohio State	W, 82-80
2/21	7/2	at Indiana	L, 75-84
2/26	7/--	Michigan State	W, 93-64
2/28	7/--	Michigan	W, 95-85
3/5	6/--	at Northwestern	W, 103-76
3/8	6/--	at Wisconsin	W, 81-71

<b>NCAA Tournament (West)</b>			
3/13	6/--	vs. Santa Clara (n)	W, 99-76
3/15	6/--	vs. UTEP (n)	W, 84-82
3/20	6/17	vs. Oklahoma (n)	W, 93-91
3/22	6/1	vs. UNLV (n)	L, 81-84

<b>1987-88 (24-10, Big Ten 12-6/T-3rd)</b>			
<b>Pos.</b>	<b>#</b>	<b>Starters</b>	<b>Ppg</b>
F	40	Kent Hill (Sr.)	7.4
F	23	Roy Marble (Jr.)	15.4
C	25	Ed Horton (Jr.)	11.3
G	14	Bill Jones (Sr.)	13.0
G	10	B.J. Armstrong (Jr.)	17.4
<b>Reserves</b>			
G	20	Jeff Moe (Sr.)	12.9
G	11	Michael Reaves (Sr.)	5.5
F	44	Al Lorenzen (Sr.)	10.6

<b>AP Rank</b>			
<b>Date</b>	<b>UI/Opp</b>	<b>Opponent</b>	<b>Result</b>
<b>Maui Invitational</b>			
11/27	11/--	vs. Stanford (n)	W, 78-75
11/28	11/7	vs. Kansas (n)	W, 100-81
11/29	11/--	vs. Villanova (n)	W, 97-74
12/1	6/--	Drake	W, 70-59

<b>Hawkeye Invitational</b>			
12/4	6/--	Navy	W, 91-61
12/5	6/--	UC-Irvine	W, 124-88

12/12	3/4	Arizona	L, 59-66
12/19	7/20	at Iowa State#	L, 100-102
12/21	7/--	Pan American	W, 110-64

<b>All-College Tournament</b>			
12/29	14/--	vs. Illinois State (n)	L, 88-89
12/30	14/--	vs. Oral Roberts (n)	W, 126-94

1/6	16/12	Indiana	W, 84-70
1/9	16/10	at Purdue	L, 79-80
1/11	17/--	Lafayette	W, 109-68
1/14	17/--	at Ohio State	L, 83-87
1/16	17/--	Northwestern	W, 92-68
1/21	19/13	Illinois	W, 93-79
1/23	19/--	Dartmouth	W, 102-87
1/25	16/--	at Wisconsin	W, 104-89
1/30	16/--	Minnesota	W, 76-51
2/3	13/11	at Michigan	L, 103-120
2/6	13/--	Michigan State	W, 101-72
2/10	13/--	Ohio State	W, 92-75
2/15	13/2	Purdue	L, 66-73
2/20	13/--	at Minnesota	W, 107-86
2/24	13/--	at Northwestern	W, 91-74
2/27	13/7	Michigan	W, 95-87
3/3	11/--	at Michigan State	W, 103-87
3/6	11/--	at Illinois	L, 81-94
3/10	15/--	Wisconsin	W, 103-70
3/12	15/--	at Indiana	L, 89-116

<b>NCAA Tournament (West)</b>			
3/18	15/--	vs. Florida State (n)	W, 102-98
3/20	15/7	vs. UNLV (n)	W, 104-86
3/25	15/3	vs. Arizona (n)	L, 79-99

<b>1988-89 (23-10, Big Ten 10-8/4th)</b>			
<b>Pos.</b>	<b>#</b>	<b>Starters</b>	<b>Ppg</b>
F	25	Ed Horton (Sr.)	18.3
F	32	Ray Thompson (Fr.)	11.5
C	51	Les Jepsen (Jr.)	4.2
G	23	Roy Marble (Sr.)	20.5
G	10	B.J. Armstrong (Sr.)	18.6
<b>Reserves</b>			
F	50	Matt Bullard (Jr.)	9.1
G	24	James Moses (Fr.)	5.4
F	34	Wade Lookingbill (Fr.)	3.0

<b>AP Rank</b>			
<b>Date</b>	<b>UI/Opp</b>	<b>Opponent</b>	<b>Result</b>
11/26	7/--	McNeese State	W, 77-56
11/29	6/--	at Drake	W, 96-72

<b>Hawkeye Invitational</b>			
12/2	6/--	Brown	W, 109-61
12/3	6/--	Georgia	W, 102-76

12/6	5/--	UNI	W, 95-76
12/10	5/--	Iowa State	W, 91-71
12/12	4/--	Jackson State	W, 86-71
12/14	4/--	Central Florida	W, 102-68

<b>Chaminade Classic</b>			
12/23	4/--	vs. Eastern Illinois (n)	W, 89-71
12/24	4/--	vs. Saint Louis (n)	W, 83-80
12/25	4/--	vs. UC-Riverside (n)	L, 92-110

12/30	9/--	SW Texas State	W, 96-77
1/5	9/--	at Michigan State	W, 93-82
1/7	9/6	at North Carolina	W, 98-97
1/14	5/--	at Minnesota	L, 78-80
1/19	7/16	at Ohio State	L, 91-102
1/21	7/--	at Purdue	W, 67-66
1/26	12/--	Wisconsin	W, 78-70
1/30	9/17	at Indiana	L, 89-104
2/2	9/--	Northwestern	W, 102-84
2/5	9/2	Illinois	W, 86-82
2/9	8/10	Michigan##	L, 107-108
2/11	8/--	at Wisconsin	L, 54-65
2/13	15/16	Ohio State	W, 83-75
2/18	15/--	Minnesota	W, 99-61
2/22	14/--	at Northwestern	W, 89-84
2/26	14/--	Purdue	W, 84-67
3/2	11/--	Michigan State	L, 81-83
3/4	11/10	at Michigan	L, 96-119
3/8	15/4	at Illinois	L, 94-118
3/11	15/6	Indiana	W, 87-70

<b>NCAA Tournament (East)</b>			
3/17		vs. Rutgers (n)	W, 87-73
3/19	15/17	vs. N.C. State (n)##	L, 96-102

<b>1989-90 (12-16, 4-14 Big Ten/8th)</b>			
<b>Pos.</b>	<b>#</b>	<b>Starters</b>	<b>Ppg</b>
F	45	Michael Ingram (Sr.)	5.4
F	34	Wade Lookingbill (So.)	6.7
C	51	Les Jepsen (Sr.)	14.9
G	24	James Moses (So.)	13.0
G	11	Troy Skinner (So.)	5.0
<b>Reserves</b>			
F	50	Matt Bullard (Sr.)	11.4
C	55	Acie Earl (Fr.)	6.0
F	15	Rodell Davis (So.)	4.1

<b>AP Rank</b>			
<b>Date</b>	<b>UI/Opp</b>	<b>Opponent</b>	<b>Result</b>
11/24		Texas Southern	W, 80-64
11/28		Drake	W, 68-54

<b>Hawkeye Invitational</b>			
12/1		Ohio University	W, 75-49
12/2		UC-Santa Barbara	W, 85-79

12/7		at Iowa State	W, 89-87
12/9	--/17	North Carolina	W, 87-74
12/18	21/--	Drexel	W, 59-50
12/23	16/13	at UNLV	L, 80-97
12/30	18/--	Monmouth (NJ)	W, 55-46
1/3	20/--	at UNI	L, 74-77
1/6		Ohio State	L, 73-79
1/11		at Wisconsin#	L, 69-73
1/13		at Michigan State	L, 80-87
1/18	--/14	Indiana	L, 79-83
1/20	--/6	Michigan#	W, 78-76
1/25	--/21	at Minnesota	L, 72-84
1/27	--/13	at Purdue	L, 59-80
1/29	--/11	Illinois	W, 69-67
2/3		Northwestern	W, 98-80
2/8		at Ohio State	L, 80-98
2/10		Wisconsin	L, 71-80
2/12	--/21	Michigan State	L, 70-80
2/17		at Indiana	L, 71-118
2/22		at Northwestern	L, 66-72
2/24	--/18	Minnesota	L, 80-102
2/28	--/9	Purdue	W, 64-63
3/4	--/18	at Illinois	L, 85-118
3/10		at Michigan	L, 96-127

**1990-91 (21-11, 9-9 Big Ten/T-5th)**

Pos.	#	Starters	Ppg
F	40	Chris Street (Fr.)	5.0
F	24	James Moses (Sr.)	12.0
C	55	Acie Earl (So.)	16.3
G	20	Val Barnes (So.)	11.5
G	11	Troy Skinner (Sr.)	7.7
<b>Reserves</b>			
F	15	Rodell Davis (Sr.)	7.9
G	10	Kevin Smith (Fr.)	5.0
F	42	Jay Webb (So.)	4.8

Date	AP Rank UI/Opp	Opponent	Result
<b>Dodge Preseason NIT</b>			
11/15	--/19	Temple	W, 73-71
11/17		at Notre Dame	L, 68-77

11/27		at Drake	W, 80-61
-------	--	----------	----------

**Hawkeye Invitational**

11/30		Colgate	W, 80-59
12/1		Creighton	W, 83-77

12/4		UNI	W, 72-68
12/8		Iowa State	W, 75-73
12/15		UMBC	W, 98-81
12/18		Chicago State	W, 93-70
12/22	--/5	UCLA	W, 88-71
12/28	23/--	at Hawaii-Hilo	W, 78-65
12/30	23/--	at Chaminade	W, 104-64
1/3	22/6	at Ohio State	L, 59-63
1/5	22/25	Michigan State	W, 79-66
1/10	22/--	Michigan	W, 79-78
1/12	22/--	at Minnesota	L, 77-79
1/17	24/--	at Wisconsin	L, 79-91
1/19	24/3	Indiana	L, 79-99
1/28		at Illinois	L, 50-53
1/31		at Purdue	W, 78-69
2/2		Northwestern	W, 82-66
2/7	--/25	at Michigan State	W, 71-67
2/9		at Michigan	L, 70-84
2/14		Minnesota	W, 82-69
2/16		Wisconsin	L, 55-56
2/21	--/4	at Indiana#	W, 80-79
2/23		Illinois	L, 74-79
3/2		Purdue	L, 65-70
3/7		at Northwestern	W, 79-76
3/10	--/2	Ohio State	W, 80-69

<b>NCAA Tournament (Midwest)</b>			
3/14		vs. East Tennessee State (n)	W, 76-73
3/16	--/6	vs. Duke (n)	L, 70-85

**1991-92 (19-11, 10-8 Big Ten/5th)**

Pos.	#	Starters	Ppg
F	40	Chris Street (So.)	10.6
F	24	James Moses (Sr.)	13.9
C	55	Acie Earl (Sr.)	19.5
G	20	Val Barnes (Sr.)	11.5
G	10	Kevin Smith (So.)	5.4
<b>Reserves</b>			
F	15	Rodell Davis (Sr.)	5.0
F	34	Wade Lookingbill (Sr.)	4.7
G	11	Troy Skinner (Sr.)	4.1

Date	AP Rank UI/Opp	Opponent	Result
11/23	21/--	UMES	W, 101-45
11/26	21/--	Western Illinois	W, 95-58
12/3	21/--	Drake	W, 83-56

**Hawkeye Invitational**

12/6	21/--	Army	W, 74-39
12/7	21/--	Louisiana Tech	W, 84-65

12/10	16/--	at UNI	W, 108-85
12/14	16/--	at Iowa State	L, 84-98

**Tampa Tribune Holiday Invitational**

12/27	23/--	vs. Butler (n)	W, 114-92
12/28	23/--	vs. South Florida (n)	L, 78-85

1/4		Centenary	W, 121-76
1/9	--/11	Michigan#	L, 77-80

1/11		at Purdue#	L, 69-77
1/15		Illinois	W, 74-69
1/19	--/4	at Ohio State	L, 81-85
1/22		at Northwestern	W, 78-71
1/29		Wisconsin	W, 73-66
2/1		Minnesota	W, 87-70
2/6	--/11	Michigan State	W, 77-63
2/9	--/6	at Indiana	L, 66-81
2/12	--/17	at Michigan	L, 74-79
2/15		Purdue	W, 80-68
2/18	--/6	Ohio State	W, 92-86
2/23		at Illinois#	L, 72-77
2/25		at Minnesota	W, 79-64
3/4		Indiana	L, 60-64
3/7		at Wisconsin	W, 70-65
3/11		Northwestern	W, 69-66
3/15	--/16	at Michigan State	L, 53-64

<b>NCAA Tournament (East)</b>			
3/19		vs. Texas (n)	W, 98-92
3/21	--/1	vs. Duke (n)	L, 62-75

**1992-93 (23-9, 11-7 Big Ten/T-3rd)**

Pos.	#	Starters	Ppg
F	34	Wade Lookingbill (Sr.)	7.4
F	23	James Winters (Sr.)	8.6
C	55	Acie Earl (Sr.)	16.9
G	20	Val Barnes (Sr.)	14.7
G	10	Kevin Smith (Sr.)	5.0
<b>Reserves</b>			
F	3	Kenyon Murray (Fr.)	6.7
F	52	Russ Millard (Fr.)	5.2
C	42	Jay Webb (Sr.)	4.2

Date	AP Rank UI/Opp	Opponent	Result
12/1	10/--	Mississippi Valley State	W, 100-69

**Hawkeye Invitational**

12/4	10/--	Texas-Pan American	W, 85-29
12/5	10/--	Mississippi State	W, 69-54

12/8	8/--	UNI	W, 64-44
12/12	8/--	Iowa State	W, 78-51

**San Juan Shootout**

12/20	8/--	vs. American University (n)	W, 101-47
12/21	8/--	vs. Eastern Michigan (n)	W, 103-66
12/22	8/--	vs. Southern Illinois (n)	W, 90-70

12/28	8/--	Texas Southern	W, 91-70
1/2	8/--	Central Conn. State	W, 104-58
1/4	8/--	at Drake	W, 80-65
1/6	8/5	at Indiana	L, 67-75
1/9	8/--	at Ohio State	L, 81-92
1/13	13/19	Minnesota	W, 84-77
1/16	13/3	at Duke	L, 56-65
1/28	11/--	at Michigan State#	W, 96-90
1/31	11/5	Michigan	W, 88-80
2/4	9/--	at Illinois	L, 77-78
2/6	9/1	Indiana	L, 66-73
2/13	13/--	at Minnesota	L, 85-91
2/16	20/--	Ohio State	W, 68-54
2/20	20/--	at Northwestern	W, 75-63
2/22	18/--	at Penn State	W, 74-58
2/24	18/--	Penn State	W, 58-38
2/27	18/--	Michigan State	W, 66-64
3/2	15/4	at Michigan	L, 73-82
3/6	15/24	at Purdue	L, 58-69
3/8	17/--	Northwestern	W, 56-50
3/10	17/--	Wisconsin	W, 91-65
3/13	17/--	Illinois	W, 63-53

**NCAA Tournament (Southeast)**

3/19	17/--	vs. Northeast Louisiana (n)	W, 82-69
3/21	17/12	vs. Wake Forest (n)	L, 78-84

**1993-94 (11-16, 5-13 Big Ten/T-10th)**

Pos.	#	Starters	Ppg
F	4	Jess Settles (Fr.)	15.3
F	3	Kenyon Murray (So.)	12.3
F	23	James Winters (Sr.)	18.0
G	44	Jim Bartels (Sr.)	11.5
G	13	Mon'ter Gasper (So.)	4.8
<b>Reserves</b>			
F	52	Russ Millard (So.)	11.2
G	14	Chris Kingsbury (Fr.)	8.2
G	11	Kevin Skillett (Sr.)	2.0

Date	AP Rank UI/Opp	Opponent	Result
11/30		Drake	W, 90-86

**Hawkeye Invitational**

12/3		Lehigh	W, 104-77
12/4		Long Beach State	W, 101-79

12/7		at UNI	W, 81-76
12/11		at Iowa State	L, 79-86
12/20		Dartmouth	W, 104-65
12/22	--/3	Duke	L, 76-79
12/29		at Cal-Irvine	L, 78-86
1/2		Eastern Illinois	W, 91-52
1/4		at Ohio State	L, 68-72
1/8	--/13	Michigan	L, 70-71
1/11	--/11	Indiana	L, 75-89
1/19		at Illinois	L, 90-105
1/22		Penn State	W, 81-70
1/26		at Northwestern	W, 86-76
1/29		at Michigan State	L, 84-87
2/2	--/22	Minnesota	W, 92-88
2/6	--/8	Purdue	L, 78-87
2/12	--/12	at Indiana	L, 91-93
2/16	--/7	at Michigan	L, 76-89
2/19		Illinois	W, 83-69
2/23		at Penn State	L, 80-89
2/26		Northwestern	L, 74-80
3/2		Michigan State	L, 72-80
3/5	--/18	at Minnesota###	L, 96-107
3/9		at Wisconsin	L, 71-95
3/12		Ohio State	W, 83-74

**1994-95 (21-12, 9-9 Big Ten/T-7th)**

Pos.	#	Starters	Ppg
F	4	Jess Settles (So.)	15.6
F	3	Kenyon Murray (Sr.)	11.5
F	44	Jim Bartels (Sr.)	11.2
G	14	Chris Kingsbury (So.)	16.8
G	5	Andre Woolridge (So.)	14.0
<b>Reserves</b>			
F	52	Russ Millard (Sr.)	5.2
F	42	Ryan Bowen (Fr.)	4.6
G	13	Mon'ter Gasper (Sr.)	3.9

Date	AP Rank UI/Opp	Opponent	Result
11/25		Morgan State	W, 126-79
11/29		at Drake	W, 103-68

**Hawkeye Invitational**

12/2		Pepperdine	W, 99-63
12/3	--/14	Ohio University	W, 91-75

12/7		UNI	W, 80-48
12/10		Iowa State	L, 63-76
12/17		Long Island	W, 102-72
12/20		Western Carolina	W, 85-60
12/23		at BYU-Hawaii	W, 61-57

**Rainbow Classic**

12/27	--/7	vs. Duke (n)	W, 81-71
12/29		vs. Hawai'i (n)	W, 84-82
12/30	--/3	vs. Arkansas (n)	L, 92-101

1/4	22/--	Indiana	W, 74-55
1/7	22/14	at Michigan State	L, 68-69
1/11	19/--	at Michigan##	L, 82-83
1/14	19/--	Purdue	L, 83-84
1/21		Wisconsin	W, 96-84
1/25		at Ohio State	W, 81-66
1/28		Minnesota	L, 54-55
2/1		Illinois	L, 74-79



# YEAR-BY-YEAR SCORES

# IOWA BASKETBALL



2022 MEDIA GUIDE

2/4		at Penn State	L, 64-74
2/9		Northwestern	W, 116-77
2/11		at Illinois#	L, 97-104
2/15	--/24	at Minnesota	W, 74-70
2/18		Ohio State	W, 85-66
2/22		at Wisconsin	W, 84-77
3/1	--/17	at Purdue	L, 85-92
3/5		Michigan	W, 89-69
3/8	--/9	Michigan State	W, 79-78
3/12		at Indiana	L, 79-110

### National Invitation Tournament

3/15		vs. DePaul (n)	W, 97-86
3/21		Ohio University	W, 66-62
3/23		Penn State	L, 64-67

### 1995-96 (23-9, 11-7 Big Ten/4th)

Pos.	#	Starters	Ppg
F	3	Kenyon Murray (Sr.)	9.5
F	4	Jess Settles (Jr.)	15.1
C	52	Russ Millard (Sr.)	13.7
G	5	Andre Woolridge (Jr.)	13.1
G	13	Mon'ter Gasper (Sr.)	4.6

**Reserves**

F	52	Ryan Bowen (So.)	5.5
F	44	J.R. Koch (Fr.)	3.4
G	14	Chris Kingsbury (Jr.)	11.9

Date	AP Rank UI/Opp	Opponent	Result
<b>Great Alaska Shootout</b>			
11/22	10/--	vs. Ohio University (n)	W, 78-51
11/24	10/6	vs. Connecticut (n) #	W, 101-95
11/25	10/--	vs. Duke (n)	L, 81-88

11/28	11/--	Drake	W, 98-66
-------	-------	-------	----------

**Super Chevy Shootout**

12/1	11/--	East Tennessee State	W, 104-58
12/2	11/--	Colgate	W, 79-59

12/5	12/--	at UNI	W, 78-73
12/9	12/--	at Iowa State	W, 56-50
12/16	9/--	Texas Southern	W, 110-67
12/20	10/--	Western Illinois	W, 93-41
12/23	10/--	Morehead State	W, 82-57
12/28	10/--	at Colorado	W, 100-85
1/3	10/--	at Purdue+	L, 61-85
1/6	10/--	Minnesota	W, 92-63
1/10	11/--	Ohio State	W, 81-53
1/13	11/--	at Wisconsin	L, 71-80
1/18	16/--	Illinois	W, 82-79
1/20	16/--	at Michigan State	L, 60-62
1/28	22/16	Michigan	W, 70-61
1/30	16/--	at Indiana	L, 73-76
2/3	16/10	Penn State#	L, 87-95
2/7	19/--	at Northwestern	W, 88-77
2/11	19/--	Indiana	W, 76-50
2/13	19/--	at Michigan	W, 62-55
2/21	19/--	Michigan State	W, 83-47
2/24	18/--	at Illinois	L, 86-91
2/28	20/--	Wisconsin	W, 69-54
3/2	20/--	at Ohio State	W, 73-64
3/6	19/--	at Minnesota	L, 64-72
3/9	19/4	Purdue	W, 56-52

### NCAA Tournament (West)

3/15	19/--	vs. George Washington (n)	W, 81-79
3/17	19/11	vs. Arizona (n)	L, 73-87

### 1996-97 (22-10, 12-6 Big Ten/T-2nd)

Pos.	#	Starters	Ppg
F	42	Ryan Bowen (Jr.)	11.8
G	45	Darryl Moore (Jr.)	5.2
C	13	Guy Rucker (Fr.)	10.6
G	32	Kent McCausland (So.)	8.6
G	5	Andre Woolridge (Sr.)	20.2

**Reserves**

F	44	J.R. Koch (So.)	8.0
F	4	Jess Settles (Jr.)	11.3
G	24	Ryan Luehrsmann (Fr.)	3.5

Date	AP Rank UI/Opp	Opponent	Result
11/22	23/--	vs. Western Illinois (n)	W, 81-66

### Maui Invitational

11/25		vs. California (n)	L, 59-75
11/26		vs. LSU (n) +	L, 60-70
11/27		at Chaminade	W, 67-37

12/3		at Drake	W, 79-59
------	--	----------	----------

### Super Chevy Shootout

12/6		Grambling State	W, 93-73
12/7		LaSalle	W, 65-60

12/10		UNI	W, 72-63
12/14	--/6	Iowa State	L, 74-81
12/21		Missouri	W, 88-77
12/27		Austin Peay	W, 90-58
12/29		Cal-Northridge	W, 90-65
1/2		Northwestern	W, 72-55
1/4		at Penn State	W, 69-57
1/7		at Purdue	W, 59-56
1/11		Wisconsin	W, 78-53
1/15		Ohio State	W, 76-62
1/19	--/18	at Michigan	L, 71-79
1/23	--/8	at Minnesota	L, 51-66
1/29		Illinois	W, 82-65
2/4	25/24	Indiana	W, 75-67
2/9		at Illinois	L, 51-66
2/12		at Michigan State	L, 67-69
2/15	--/3	Minnesota	L, 66-68
2/20	--/18	Michigan	W, 80-75
2/22		at Ohio State	W, 69-56
2/26		at Wisconsin	L, 48-49
3/1		Purdue	W, 84-62
3/5		Penn State	W, 81-55
3/8		at Northwestern	W, 75-59

### NCAA Tournament (West)

3/13		vs. Virginia (n)	W, 73-60
3/15	--/6	vs. Kentucky (n)	L, 69-75

### 1997-98 (20-11, 9-7 Big Ten/T-5th)

Pos.	#	Starters	Ppg
F	23	Ricky Davis (Fr.)	15.0
F	45	Darryl Moore (Sr.)	7.1
C	42	Ryan Bowen (Sr.)	14.4
G	20	Dean Oliver (Fr.)	8.8
G	32	Kent McCausland (Jr.)	9.6

**Reserves**

F	44	J.R. Koch (Jr.)	6.9
C	13	Guy Rucker (So.)	6.9
G	24	Ryan Luehrsmann (So.)	4.0
G	30	Kyle Galloway (Fr.)	4.2

Date	AP Rank UI/Opp	Opponent	Result
11/14	15/--	Chicago State	W, 105-60
11/16	15/--	North Texas	W, 112-64
11/29	14/--	Long Island	W, 101-69
12/2	10/--	Drake	W, 90-60

### Super Chevy Shootout

12/5	10/--	Rice	W, 81-52
12/6	10/--	Weber State	W, 81-56

12/9	10/--	at UNI	L, 78-84
12/13	10/--	at Iowa State	W, 60-59

### San Juan Christmas Shootout

12/21	15/--	vs. Puerto Rico-Mayaguez (n)	W, 96-37
12/22	15/--	vs. Southern Mississippi (n)	W, 82-58
12/23	15/--	vs. St. Bonaventure (n)	W, 81-67

12/28	15/--	Bucknell	W, 91-52
12/31	14/--	at Indiana	W, 89-76
1/3	11/--	Northwestern	W, 91-57
1/8	11/--	Illinois	L, 64-76
1/14	13/--	at Ohio State	W, 61-46
1/18	13/--	at Minnesota	W, 82-69
1/21	10/--	Michigan State	L, 57-78
1/24	10/--	at Missouri#	L, 79-80
1/28	16/--	at Penn State	L, 65-67
2/1	16/19	Michigan	L, 66-80
2/3	24/--	at Wisconsin	W, 79-76
2/7	24/16	at Michigan State	L, 64-75
2/12		Minnesota	L, 71-73
2/14		Ohio State	W, 82-70
2/18	--/5	Purdue	W, 88-69
2/22	--/23	at Illinois	L, 72-79
2/25		at Northwestern	W, 75-55
2/28		Indiana	W, 84-70

### Big Ten Tournament

3/6		vs. Michigan (n)	L, 66-77
-----	--	------------------	----------

### National Invitation Tournament

3/11		Georgia	L, 93-100
------	--	---------	-----------

### 1998-99 (20-10, 9-7 Big Ten/T-3rd)

Pos.	#	Starters	Ppg
F	4	Jess Settles (Sr.)	9.8
F	3	Jason Bauer (Sr.)	2.6
C	44	J.R. Koch (Sr.)	10.4
G	20	Dean Oliver (So.)	11.9
G	32	Kent McCausland (Sr.)	8.6

**Reserves**

F	13	Guy Rucker (Jr.)	6.7
C	14	Jacob Jaacks (Jr.)	6.8
G	34	Joey Range (Fr.)	7.8
G	14	Ryan Luehrsmann (Jr.)	5.8

Date	AP Rank UI/Opp	Opponent	Result
11/15		vs. Western Illinois (n)	W, 74-63
11/19		UNI	W, 83-67
11/25		Creighton	L, 73-75
12/1		at Drake	W, 78-74

### Hawkeye Invitational

12/4		South Alabama	W, 82-58
12/5		Detroit Mercy	W, 61-60

12/8	--/10	at Kansas	W, 85-81
12/12		Iowa State	W, 74-54
12/19	25/--	Missouri	W, 82-68
12/23	21/--	Coppin State	W, 87-73
12/31	21/8	Indiana	W, 67-52
1/3	21/--	at Northwestern	W, 52-48
1/7	17/11	Illinois	W, 84-62
1/12	12/21	at Ohio State	W, 71-68
1/16	12/19	at Minnesota	L, 70-75
1/21	14/11	at Michigan State	L, 65-80
1/23	14/15	Wisconsin	L, 52-72
1/27	16/--	Penn State	W, 84-74
1/30	16/--	at Michigan	W, 81-68
2/4	14/18	at Purdue	L, 75-90
2/6	14/8	Michigan State	L, 81-95
2/10	19/22	Minnesota	W, 76-73
2/13	19/13	Ohio State	L, 69-73
2/21	20/--	at Illinois	W, 78-72
2/23	18/--	Northwestern	W, 65-48
2/27	18/20	at Indiana	L, 81-88

### Big Ten Tournament

3/5	20/19	vs. Wisconsin (n)	L, 60-74
-----	-------	-------------------	----------

### NCAA Tournament (West)

3/11	20/--	vs. UAB (n)	W, 77-64
3/13	20/22	vs. Arkansas (n)	W, 82-72
3/18	20/3	vs. Connecticut (n)	L, 68-78

**Coach Steve Alford****1999-2000 (14-16, 6-10 Big Ten/T-8th)**

Pos.	#	Starters	Ppg
F	1	Rob Griffin (Jr.)	14.4
F	23	Duez Henderson (So.)	7.4
C	14	Jacob Jaacks (Sr.)	10.6
G	20	Dean Oliver (Jr.)	12.9
G	32	Ryan Luehrsmann (Sr.)	6.6
<b>Reserves</b>			
G	30	Kyle Galloway (So.)	6.1
F	25	Rod Thompson (So.)	3.4
F	13	Joe Fermino (Jr.)	2.3
G	11	Jason Price (Sr.)	1.9

Date	AP Rank UI/Opp	Opponent	Result
<b>IKON Coaches vs. Cancer Classic</b>			
11/11	--/1	vs. Connecticut (n)	W, 70-68
11/12		vs. Stanford (n)	L, 58-72
11/21	22/--	Eastern Illinois	W, 95-79
11/27	23/--	at Creighton	L, 76-85
11/30	--/24	vs. Maryland (n)	L, 65-83

**Gazette Hawkeye Challenge**

12/3		Texas Southern	W, 73-51
12/4		Ohio University	W, 86-66

12/7		at UNI	W, 67-59
12/11		at Iowa State	L, 59-66
12/18		at Missouri	L, 61-72
12/28		Drake##	W, 83-76
1/5		Northwestern	W, 58-52
1/8	--/11	Michigan State	L, 53-75
1/12		at Minnesota	L, 82-85
1/15		at Penn State	L, 61-73
1/18	--/11	at Indiana	L, 71-74
1/22		Michigan	W, 83-78
1/26		Illinois	L, 58-69
1/29		at Wisconsin	W, 61-55
2/3	--/15	Kansas	W, 77-69
2/5		Purdue	L, 58-84
2/9	--/5	at Ohio State	W, 67-64
2/12		at Illinois	L, 50-78
2/16	--/25	at Purdue	L, 59-67
2/23		Wisconsin	L, 45-54
2/27		Minnesota	W, 71-59
3/1		at Michigan	L, 78-87
3/4		Penn State	W, 86-83

**Big Ten Tournament**

3/9		vs. Minnesota (n)	W, 81-78
3/10	--/5	vs. Michigan State (n)	L, 65-75

**2000-01 (23-12, 7-9 Big Ten/T-6th)**

Pos.	#	Starters	Ppg
F	32	Reggie Evans (Jr.)	15.1
G	20	Dean Oliver (Sr.)	13.9
G	24	Luke Recker (Jr.)	18.1
F	23	Duez Henderson (Jr.)	6.3
F	4	Glen Worley (Fr.)	7.5
<b>Reserves</b>			
G	11	Brody Boyd (Fr.)	5.8
C	5	Jared Reiner (Fr.)	3.1
G	2	Ryan Hogan (Jr.)	7.2

Date	AP Rank UI/Opp	Opponent	Result
11/19		UW-Milwaukee	W, 83-79
11/21		at Drake	W, 73-71
11/28		Georgia Tech	W, 85-67

**Gazette Hawkeye Challenge**

12/1		Tennessee-Chattanooga	W, 79-60
12/2		Tulsa	W, 66-65

12/5		UNI	W, 74-42
12/9		Iowa State	W, 80-68
12/16	22/--	Missouri##	W, 99-94
12/19	19/--	Centenary	W, 72-52
12/23	19/--	at Kansas State	L, 78-86

**Rainbow Classic**

12/28	23/--	vs. Detroit-Mercy (n)	W, 69-68
12/29	23/6	vs. Tennessee (n)	L, 68-80
12/30	23/--	vs. Saint Louis (n)	W, 68-56

1/6		at Penn State	W, 86-85
1/11	--/7	Illinois	W, 78-62
1/13		at Purdue	W, 83-73
1/16	14/--	at Wisconsin	L, 54-67
1/20	14/--	Michigan	L, 69-70
1/24	21/--	at Minnesota	W, 87-74
1/27	21/--	Indiana	W, 71-66
1/31	18/--	Minnesota	W, 64-55
2/7	14/--	Ohio State	L, 68-69
2/10	14/--	at Northwestern	L, 61-69
2/14	25/--	at Michigan	L, 85-95
2/18	25/5	at Michigan State	L, 70-94
2/21		Purdue#	W, 78-72
2/24	--/3	at Illinois	L, 63-89
3/1		Penn State	L, 73-78
3/3	--/22	Wisconsin	L, 57-59

**Big Ten Tournament**

3/8		vs. Northwestern (n)	W, 72-55
3/9	--/24	vs. Ohio State (n)	W, 75-66
3/10		vs. Penn State (n)	W, 94-74
3/11		vs. Indiana (n)	W, 63-61

**NCAA Tournament (East)**

3/15		vs. Creighton (n)	W, 69-56
3/17	--/15	vs. Kentucky (n)	L, 79-92

**2001-02 (19-16, 5-11 Big Ten/T-8th)**

Pos.	#	Starters	Ppg
F	32	Reggie Evans (Sr.)	15.4
C	53	Sean Sonderleiter (So.)	2.2
G	1	Chauncey Leslie (Jr.)	6.1
G	3	Pierre Pierce (Fr.)	7.1
G	24	Luke Recker (Sr.)	17.1
<b>Reserves</b>			
F	4	Glen Worley (So.)	7.3
F	23	Duez Henderson (Sr.)	4.5
C	5	Jared Reiner (So.)	3.1
G	11	Brody Boyd (So.)	3.9
G	2	Ryan Hogan (Sr.)	5.3

Date	AP Rank UI/Opp	Opponent	Result
11/13	9/--	UMES	W, 89-59
11/14	9/--	Boston University	W, 90-61
11/17	9/--	Louisiana Tech	W, 75-67

**Guardians Classic**

11/20	9/12	vs. Memphis (n)	W, 75-71
11/21	9/5	vs. Missouri (n)	L, 77-78

11/27	7/1	vs. Duke (n)	L, 62-80
-------	-----	--------------	----------

**Gazette Hawkeye Challenge**

11/30	7/--	Alabama State	W, 73-64
12/1	7/--	SMU	W, 86-69

12/4	12/--	at UNI	L, 76-78
12/8	12/--	at Iowa State	W, 78-53
12/12	15/--	Drake	W, 101-59
12/15	15/2	at Missouri	W, 83-65
12/22	12/--	Kansas State	W, 89-70
12/28	9/--	Mercer	W, 77-43
1/2	9/--	Wisconsin	W, 69-57
1/5	9/--	at Ohio State	L, 62-72
1/9	13/--	Northwestern	W, 70-60
1/13	13/--	Indiana	L, 66-77
1/15	17/11	at Illinois	L, 66-77
1/19	17/--	at Northwestern	L, 50-63
1/22		Michigan State	W, 75-71
1/26		at Purdue	L, 68-73
2/2		Penn State	W, 81-64
2/5		at Indiana	L, 51-79
2/9		Minnesota	L, 78-86
2/13		at Penn State	L, 65-71
2/16	--/23	Ohio State	L, 66-72
2/19		at Wisconsin	L, 56-64
2/23		Michigan	W, 75-56
3/2		at Michigan State	L, 79-93

**Big Ten Tournament**

3/7		vs. Purdue (n)	W, 87-72
3/8		vs. Wisconsin (n)	W, 58-56
3/9	--/23	vs. Indiana (n)	W, 62-60
3/10	--/21	vs. Ohio State (n)	L, 64-81

**National Invitation Tournament**

3/13		LSU	L, 61-63
------	--	-----	----------

**2002-03 (17-14, 7-9 Big Ten/T-8th)**

Pos.	#	Starters	Ppg
F	4	Glen Worley (Jr.)	10.9
F	44	Greg Brunner (Fr.)	7.5
C	5	Jared Reiner (Jr.)	9.7
G	1	Chauncey Leslie (Sr.)	15.8
G	2	Jeff Horner (Fr.)	8.2
<b>Reserves</b>			
F	53	Sean Sonderleiter (Jr.)	8.5
G	11	Brody Boyd (Jr.)	9.7

Date	AP Rank UI/Opp	Opponent	Result
11/24		Florida Atlantic	W, 79-52
11/26		at Drake	W, 50-49
11/30		Tennessee State	W, 84-51
12/2		at Florida State	L, 67-80

**Gazette Hawkeye Challenge**

12/6		Montana State	W, 65-44
12/7		Southern Mississippi	W, 65-63

12/10		UNI	W, 63-54
12/13		Iowa State	L, 69-73
12/22		Liberty	W, 87-49
12/28		at Tulsa	W, 73-67
1/4		Missouri	L, 82-88
1/8		at Northwestern	W, 68-63
1/11	--/25	Michigan State	W, 68-64
1/15	--/8	Illinois	W, 68-61
1/22		at Wisconsin	L, 61-74
1/25		Ohio State	L, 72-83
2/1		Purdue#	L, 77-80
2/5		at Penn State	W, 75-55
2/8		at Michigan	L, 62-70
2/12		at Minnesota	L, 64-77
2/15		Penn State	W, 84-71
2/19		Indiana	L, 63-79
2/22		Wisconsin	L, 53-61
2/25		at Ohio State	W, 71-64
3/1		at Indiana#	L, 88-91
3/5		at Michigan State	L, 54-82
3/8		Northwestern	W, 77-61

**Big Ten Tournament**

3/13		vs. Ohio State (n)	L, 64-66
------	--	--------------------	----------

**National Invitation Tournament**

3/17		Valparaiso	W, 62-60
3/21		at Iowa State	W, 54-53
3/24		Georgia Tech	L, 78-79

**2003-04 (16-13, 9-7 Big Ten/4th)**

Pos.	#	Starters	Ppg.
F	4	Glen Worley (Sr.)	8.1
F	44	Greg Brunner (So.)	10.9
G	2	Jeff Horner (So.)	13.0
G	3	Pierre Pierce (Jr.)	16.1
G	11	Brody Boyd (Sr.)	11.1
<b>Reserves</b>			
C	5	Jared Reiner (Sr.)	10.5
G	30	Kurt Spurgeon (Sr.)	0.9
C	34	Erek Hansen (So.)	2.1

Date	AP Rank UI/Opp	Opponent	Result
11/23		UNC-Asheville	W, 107-80
11/25		Drake	W, 74-56
11/29	--/17	vs. Louisville# (n)	W, 70-69
12/2		UW-Green Bay	W, 82-56

**Gazette Hawkeye Challenge**

12/5		Eastern Washington	W, 70-54
12/6		Northern Illinois	W, 65-57

12/9	24/--	at UNI	L, 66-77
12/22		vs. Texas Tech (n)	L, 59-65
12/30		Eastern Illinois	W, 71-62
1/3	--/23	at Missouri	L, 56-76
1/7	--/24	Purdue	W, 71-61
1/10		Northwestern	L, 68-77
1/13		at Minnesota	W, 83-68
1/17	--/25	at Illinois	L, 82-88
1/21		at Iowa State	L, 76-84
1/24		Ohio State	W, 79-65
1/28		at Michigan	L, 84-90
1/31		Penn State	W, 77-58
2/4		at Michigan State	L, 72-89
2/7		at Indiana##	W, 84-82
2/11	--/17	Wisconsin	L, 52-54
2/14		Michigan	W, 69-61
2/18		at Ohio State	W, 78-67
2/25	--/23	Illinois	L, 59-78
2/28		Minnesota	W, 66-62
3/3		at Northwestern	L, 49-51
3/6		at Purdue	W, 63-62

**Big Ten Tournament**  
3/12 vs. Michigan (n) L, 70-79

**National Invitation Tournament**  
3/17 at Saint Louis L, 69-70

**2004-05 (21-12, 7-9 Big Ten/7th)**

Pos.	#	Starters	Ppg.
F	44	Greg Brunner (Jr.)	14.7
C	34	Erek Hansen (Jr.)	4.8
G	1	Adam Haluska (So.)	14.2
G	2	Jeff Horner (Jr.)	14.0
G	35	Mike Henderson (So.)	4.9

**Reserves**  
F 23 Doug Thomas 4.6  
G 25 Carlton Reed 2.6  
F 5 Alex Thompson 1.6

Date	AP Rank UI/Opp	Opponent	Result
11/19		Western Illinois	W, 85-62

**EA Sports Maui Invitational**  
11/22 --/12 vs. Louisville (n) W, 76-71  
11/23 --/15 vs. Texas (n) W, 82-80  
11/24 --/11 vs. North Carolina (n) L, 92-106  
11/30 23/-- Drake W, 91-75

**Gazette Hawkeye Challenge**  
12/3 23/-- Centenary W, 88-53  
12/4 23/-- UNC Greensboro W, 83-58

12/7	17/--	UNI	W, 76-73
12/10	17/--	Iowa State	W, 70-63
12/18	16/--	Western Carolina	W, 88-75
12/21	17/--	vs. Texas Tech (n)	W, 83-53
12/28	16/--	Air Force	W, 73-63
12/31	16/--	Saint Louis	W, 67-58
1/5	14/--	Michigan	L, 63-65
1/8	14/--	at Ohio State	L, 69-81
1/15	24/--	Minnesota	W, 66-60
1/20	23/1	at Illinois#	L, 68-73
1/22	23/--	Purdue	W, 71-57
1/26	23/--	at Northwestern#	L, 74-75
1/29	23/--	Indiana	W, 72-57
2/5	--/12	Michigan State	L, 64-75
2/9	--/20	at Wisconsin	L, 69-72
2/12		Northwestern	W, 64-54
2/16		at Purdue	L, 63-66
2/19	--/1	Illinois	L, 65-75
2/23		at Minnesota	L, 57-65
2/26		at Penn State	W, 78-56
3/2		Ohio State	W, 74-72
3/5		at Michigan#	W, 74-72

**Big Ten Tournament**  
3/10 vs. Purdue (n) W, 71-52  
3/11 --/13 vs. Michigan State (n) W, 71-69  
3/12 --/23 vs. Wisconsin (n) L, 56-59

**NCAA Tournament (Indianapolis, IN)**  
3/17 --/21 vs. #23 Cincinnati (n) L, 64-76

**2005-06 (25-9, 11-5 Big Ten/T-2nd)**

Pos.	#	Starters	Ppg.
F	44	Greg Brunner (Sr.)	14.1
C	34	Erek Hansen (Sr.)	6.7
G	1	Adam Haluska (Jr.)	13.9
G	2	Jeff Horner (Sr.)	13.6
G	35	Mike Henderson (Jr.)	7.6

**Reserves**  
C 23 Doug Thomas (Sr.) 4.6  
G 11 Tony Freeman (Fr.) 3.4  
F 5 Alex Thompson (Fr.) 2.0

Date	AP Rank UI/Opp	Opponent	Result
11/14	20/--	UMES	W, 86-41
11/15	20/--	Colgate	W, 73-51

**Guardians Classic**  
11/21 18/7 vs. Kentucky (n) W, 67-63  
11/22 18/2 vs. Texas (n) L, 59-68  
11/26 18/-- Texas-San Antonio W, 79-46  
11/30 14/24 NC State W, 45-42

**Hawkeye Challenge**  
12/2 14/-- Fairfield W, 75-59  
12/3 14/-- Valparaiso W, 72-59

12/6	12/--	at UNI#	L, 63-67
12/9	12/--	at Iowa State	L, 60-72
12/17	22/--	Arizona State	W, 62-43
12/20	25/--	Drake	W, 65-60
12/22	25/--	Robert Morris	W, 73-51
12/30		at Saint Louis	W, 60-50
1/5		at Wisconsin	L, 52-66
1/7		Illinois	W, 63-48
1/14		at Penn State	W, 80-76
1/18	23/--	Minnesota###	W, 76-72
1/21	23/--	at Michigan State	L, 55-85
1/24	--/13	Indiana	W, 73-60
1/28	--/16	Ohio State	W, 67-62
2/1	23/--	at Purdue	W, 77-68
2/4	23/21	Michigan	W, 94-66
2/8	18/--	at Northwestern	L, 48-51
2/11	18/24	at Indiana	W, 70-67
2/14	18/16	Michigan State	W, 66-54
2/18	18/--	at Minnesota	L, 61-74
2/25	20/--	at Illinois	L, 59-71
3/1	23/--	Penn State	W, 65-38
3/4	23/--	Wisconsin	W, 59-44

**Big Ten Tournament**  
3/10 20/-- vs. Minnesota (n) W, 67-57  
3/11 20/-- vs. Michigan State (n) W, 53-48  
3/12 20/7 vs. Ohio State (n) W, 67-60

**NCAA Tournament (Auburn Hills, MI)**  
3/17 20/-- vs. Northwestern State (n) L, 63-64

**2006-07 (17-14, 9-7 Big Ten/T-4th)**

Pos.	#	Starters	Ppg.
F	34	Tyler Smith (Fr.)	14.9
F	44	Cyrus Tate (So.)	4.2
C	52	Kurt Looby (Jr.)	3.8
G	1	Adam Haluska (Sr.)	20.5
G	11	Tony Freeman (So.)	7.5

**Reserves**  
G 35 Mike Henderson (Sr.) 5.8  
C 53 Seth Gorney (Jr.) 5.5  
G 24 Justin Johnson (Jr.) 5.4

Date	AP Rank UI/Opp	Opponent	Result
11/13		The Citadel	W, 75-53

**Paradise Jam**  
11/17 vs. Toledo (n) W, 78-65  
11/19 --/10 vs. Alabama (n) L, 60-72  
11/20 vs. Villanova (n) L, 60-89

11/25 at Arizona State L, 64-67  
11/29 at Virginia Tech L, 65-69

**Hawkeye Challenge**  
12/1 Texas-Pan American W, 62-46  
12/2 Coppin State W, 83-67

12/5		UNI	L, 55-57
12/8		Iowa State	W, 77-59
12/16		at Drake	L, 59-75
12/20		Georgia State	W, 101-59
12/23		Texas Southern	W, 90-63
12/30		Cornell	W, 65-50
1/4		Michigan State	W, 62-60
1/10		at Illinois	L, 70-74
1/13		Minnesota	W, 60-49
1/16		at Indiana	L, 64-71
1/20		at Ohio State	L, 63-82
1/24		Penn State	W, 79-63
1/28	--/2	Wisconsin	L, 46-57
1/31		at Michigan	W, 69-62
2/3		Indiana	W, 81-75
2/7		at Minnesota	W, 91-78
2/10	--/4	at Wisconsin	L, 62-74
2/15		Northwestern	W, 66-58
2/17		at Michigan State	L, 49-81
2/21		Purdue	W, 78-59
2/28		at Penn State	L, 72-74
3/3		Illinois	W, 60-53

**Big Ten Tournament**  
3/9 vs. Purdue (n) L, 55-74

**Coach Todd Lickliter**

**2007-08 (13-19, 6-12 Big Ten/8th)**

Pos.	#	Starters	Ppg.
F	44	Cyrus Tate (Jr.)	8.3
F	53	Seth Gorney (Sr.)	4.3
G	11	Tony Freeman (Jr.)	13.8
G	24	Justin Johnson (Sr.)	11.8
G	32	Jake Kelly (Fr.)	7.3

**Reserves**  
G 30 Jeff Peterson (Fr.) 5.2  
F 52 Kurt Looby (Sr.) 3.2

Date	AP Rank UI/Opp	Opponent	Result
11/9		Idaho State	W, 58-43
11/14		Northern Colorado	W, 59-47
11/18		Florida Gulf Coast	W, 62-49
11/20		UMES	W, 65-48

**South Padre Island Invitational**  
11/23 vs. Bradley (n) L, 56-67  
11/24 vs. Utah State (n) L, 62-75  
11/26 Wake Forest L, 47-56

**Hawkeye Challenge**  
11/30 Louisiana-Monroe# L, 67-72  
12/1 Eastern Illinois W, 57-45

12/5		at UNI	W, 62-55
12/8		at Iowa State	L, 47-56
12/14		Drake	L, 51-56
12/29		Southeastern Louisiana	W, 57-50
1/2	--/11	Indiana	L, 76-79
1/5	--/25	at Wisconsin	L, 51-64
1/9		at Ohio State	L, 48-79
1/12	--/6	Michigan State	W, 43-36
1/16		Purdue	L, 62-67
1/19		at Michigan	W, 68-60
1/23	--/7	at Indiana	L, 43-65
1/26		Penn State	W, 64-49
1/30		at Purdue	L, 50-51
2/2		Ohio State	W, 53-48
2/6	--/8	Wisconsin	L, 54-60
2/9		at Minnesota	L, 50-63
2/14		Michigan	L, 52-60
2/19		Northwestern	W, 53-51
2/23	--/19	at Michigan State	L, 52-66
2/27		at Penn State	L, 64-65
3/1		Illinois	L, 47-58
3/4		at Northwestern	W, 67-62

**Big Ten Tournament**  
3/13 vs. Michigan (n) L, 47-55



2008-09 (15-17, 5-13 Big Ten/10th)

Table with columns: Pos., #, Starters, Ppg. Rows include Cyrus Tate, Aaron Fuller, Matt Gatens, Jeff Peterson, Jake Kelly, Jarryd Cole, Anthony Tucker, Devan Bawinkel.

Table with columns: Date, AP Rank, UI/Opp, Opponent, Result. Rows include Charleston Southern, Texas-San Antonio, The Citadel, Oakland, Southeast MO State.

Las Vegas Invitational

Table with columns: Date, Opponent, Result. Rows include West Virginia, Kansas State.

Table with columns: Date, Opponent, Result, Ppg. Rows include Boston College, Bryant, UNI, Iowa State, Drake, Western Illinois, Ohio State, Indiana, Minnesota, Michigan, Purdue, Wisconsin, Penn State, Michigan State, Illinois, Northwestern, Purdue, Wisconsin, Michigan, Ohio State, Penn State.

Big Ten Tournament

Table with columns: Date, Opponent, Result. Row: Michigan (n), L, 45-73.

2009-10 (10-21, 4-14 Big Ten/9th)

Table with columns: Pos., #, Starters, Ppg. Rows include Aaron Fuller, Eric May, Jarryd Cole, Matt Gatens, Cully Payne, Brennan Cougill, John Lickliter, Devan Bawinkel.

Table with columns: Date, AP Rank, UI/Opp, Opponent, Result. Rows include Texas-San Antonio, Duquesne, Bowling Green.

CBE Classic

Table with columns: Date, Opponent, Result. Rows include Texas (n), Wichita State (n).

Table with columns: Date, Opponent, Result. Rows include NC Central, Virginia Tech, Prairie View A&M, UNI, Iowa State, Drake, South Carolina State, Purdue, Minnesota.

Table with columns: Date, Opponent, Result, Ppg. Rows include Illinois, Michigan State, Tennessee State, Penn State, Michigan State, Indiana, Ohio State, Michigan, Illinois, Ohio State, Northwestern, Purdue, Michigan, Northwestern, Indiana, Wisconsin, Minnesota.

Big Ten Tournament

Table with columns: Date, Opponent, Result. Row: Michigan (n), L, 52-59.

Coach Fran McCaffery

2010-11 (11-20, 4-14 Big Ten/10th)

Table with columns: Pos., #, Starters, Ppg. Rows include Jarryd Cole, Melsahn Basabe, Roy Devyn Marble, Matt Gatens, Bryce Cartwright, Eric May, Zach McCabe, Andrew Brommer.

Table with columns: Date, AP Rank, UI/Opp, Opponent, Result. Rows include South Dakota State, Louisiana-Monroe.

Paradise Jam

Table with columns: Date, Opponent, Result. Rows include Xavier, Alabama, Long Beach State.

Table with columns: Date, Opponent, Result, Ppg. Rows include SIUE, Wake Forest, Idaho State, UNI, Iowa State, Drake, Louisiana Tech, Illinois, Ohio State, Purdue, Northwestern, Minnesota, Michigan, Indiana, Penn State, Michigan, Michigan State, Indiana, Wisconsin, Minnesota, Northwestern, Michigan, Illinois, Michigan State, Purdue.

Big Ten Tournament

Table with columns: Date, Opponent, Result. Row: Michigan State (n), L, 61-66.

2011-12 (18-17, 8-10 Big Ten/7th)

Table with columns: Pos., #, Starters, Ppg. Rows include Aaron White, Zach McCabe, Roy Devyn Marble, Matt Gatens, Bryce Cartwright, Melsahn Basabe, Josh Oglesby, Eric May.

Table with columns: Date, AP Rank, UI/Opp, Opponent, Result. Rows include Chicago State, North Carolina A&T, Northern Illinois.

Dale Howard Classic

Table with columns: Date, Opponent, Result. Row: Creighton (n), L, 59-82.

Table with columns: Date, Opponent, Result, Ppg. Rows include Campbell, IPFW, Clemson, Brown, UNI, Iowa State, Drake, Central Arkansas, Boise State, Purdue, Wisconsin, Minnesota, Ohio State, Michigan State, Michigan, Purdue, Nebraska, Indiana, Wisconsin, Illinois, Nebraska, Northwestern, Minnesota, Penn State, Northwestern, Penn State, Indiana, Wisconsin, Illinois, Nebraska, Northwestern.

Big Ten Tournament

Table with columns: Date, Opponent, Result. Rows include Illinois (n), Michigan State (n).

National Invitation Tournament

Table with columns: Date, Opponent, Result. Rows include Dayton, Oregon.

2012-13 (25-13, 9-9 Big Ten/6th)

Table with columns: Pos., #, Starters, Ppg. Rows include Adam Woodbury, Aaron White, Melsahn Basabe, Eric May, Roy Devyn Marble, Mike Gesell, Zach McCabe, Josh Oglesby, Anthony Clemmons.

Table with columns: Date, AP Rank, UI/Opp, Opponent, Result. Rows include UT-Pan American, Central Michigan, Howard, Gardner-Webb.

Cancun Challenge

Table with columns: Date, Opponent, Result. Rows include Western Kentucky (n), Wichita State (n).

Table with columns: Date, Opponent, Result. Rows include Virginia Tech, A&M-Corpus Christi, South Dakota.



12/7	Iowa State	W, 80-71
12/15	vs. UNI (n)	W, 80-73
12/19	South Carolina State	W, 90-46
12/22	Coppin State	W, 80-50
12/31	--/5 Indiana	L, 65-69
1/6	--/2 at Michigan	L, 67-95
1/10	--/22 Michigan State	L, 59-62
1/13	at Northwestern	W, 70-50
1/19	Wisconsin	W, 70-66
1/22	--/14 at Ohio State	L, 63-72
1/27	at Purdue#	L, 62-65
1/31	Penn State	W, 76-67
2/3	--/23 at Minnesota	L, 59-62
2/6	at Wisconsin##	L, 70-74
2/9	Northwestern	W, 71-57
2/14	at Penn State	W, 74-72
2/17	Minnesota	W, 72-51
2/23	at Nebraska	L, 60-64
2/27	Purdue	W, 58-48
3/2	--/1 at Indiana	L, 60-73
3/5	Illinois	W, 63-55
3/9	Nebraska	W, 74-60

**Big Ten Tournament**

3/14	vs. Northwestern (n)	W, 73-59
3/15	--/8 vs. Michigan State (n)	L, 56-59

**National Invitation Tournament**

3/20	Indiana State	W, 68-52
3/22	Stony Brook	W, 75-63
3/27	at Virginia	W, 75-64
4/2	vs. Maryland (n)	W, 71-60
4/4	vs. Baylor (n)	L, 54-74

**2013-14 (20-13, 9-9 Big Ten/6th)**

Pos.	#	Starters	Ppg.
C	34	Adam Woodbury (So.)	5.7
F	30	Aaron White (Jr.)	13.0
F	1	Melsahn Basabe (Sr.)	7.2
G	10	Mike Gesell (So.)	7.8
G	4	Roy Devyn Marble (Sr.)	17.0

**Reserves**

F	20	Jarrod Uthoff (So.)	7.6
G	2	Josh Oglesby (Jr.)	6.6
C	0	Gabriel Olaseni (Jr.)	6.5
F	15	Zach McCabe (Sr.)	6.1

**AP Rank**

Date	AP Rank UI/Opp	Opponent	Result
11/8		UNC Wilmington	W, 82-39
11/10		Omaha	W, 83-75
11/14		UMES	W, 109-63
11/17		Abilene Christian	W, 103-41
11/22		Penn	W, 86-55

**Battle 4 Atlantis**

11/28	23/--	vs. Xavier# (n)	W, 77-74
11/29	23/--	vs. UTEP (n)	W, 89-53
11/30	23/--	vs. Villanova# (n)	L, 83-88

12/3	23/--	Notre Dame	W, 98-93
12/7	23/--	vs. Drake (n)	W, 83-66
12/9	23/--	Fairleigh Dickinson	W, 92-59
12/13	23/17	at Iowa State	L, 82-85
12/22	25/--	Arkansas-Pine Bluff	W, 86-61
12/31	22/--	Nebraska	W, 67-57
1/5	22/4	at Wisconsin	L, 71-75
1/9	20/--	Northwestern	W, 93-67
1/12	20/3	at Ohio State	W, 84-74
1/19	14/--	Minnesota	W, 94-73
1/22	10/21	at Michigan	L, 67-75
1/25	10/--	at Northwestern	W, 76-50
1/28	15/7	Michigan State#	L, 69-71
2/1	15/--	at Illinois	W, 81-74
2/4	17/--	Ohio State	L, 69-76
2/8	17/10	Michigan	W, 85-67
2/15	16/--	at Penn State	W, 82-70
2/22	15/16	Wisconsin	L, 74-79
2/25	20/--	at Minnesota	L, 89-95
2/27	20/--	at Indiana	L, 86-93
3/2	20/--	Purdue	W, 83-76
3/6	24/22	at Michigan State	L, 76-86
3/8	24/--	Illinois	L, 63-66

**Big Ten Tournament**

3/13		vs. Northwestern (n)	L, 62-67
------	--	----------------------	----------

**NCAA Tournament (Dayton, OH)**

3/19		vs. Tennessee# (n)	L, 65-78
------	--	--------------------	----------

**2014-15 (22-12, 12-6 Big Ten/T-3rd)**

Pos.	#	Starters	Ppg.
C	34	Adam Woodbury (Jr.)	6.6
F	30	Aaron White (Sr.)	16.4
F	20	Jarrod Uthoff (Jr.)	12.4
G	3	Peter Jok (So.)	7.0
G	10	Mike Gesell (Jr.)	7.4

**Reserves**

F	0	Gabriel Olaseni (Sr.)	8.1
G	5	Anthony Clemmons (Jr.)	4.8
G	2	Josh Oglesby (Sr.)	3.2

**AP Rank**

Date	AP Rank UI/Opp	Opponent	Result
11/14		Hampton	W, 90-56
11/17		North Dakota State	W, 87-56

**2K Classic**

11/20	--/10	vs. Texas (n)	L, 57-71
11/21	--/23	vs. Syracuse (n)	L, 63-66

11/24		Pepperdine	W, 72-61
11/26		Northern Illinois	W, 70-49
11/29		Longwood	W, 77-44
12/3	--/12	at North Carolina	W, 60-55
12/6		UMBC	W, 77-47
12/9		Alcorn State	W, 67-44
12/12	--/14	Iowa State	L, 75-90
12/20		vs. UNI (n)	L, 44-56
12/22		North Florida	W, 80-70
12/30	--/20	at Ohio State	W, 71-65
1/5		Nebraska	W, 70-59
1/8		Michigan State	L, 61-75
1/13		at Minnesota	W, 77-75
1/17		Ohio State	W, 76-67
1/20	25/6	at Wisconsin	L, 50-82
1/24		at Purdue	L, 63-67
1/31	--/5	Wisconsin	L, 50-82
2/5		at Michigan	W, 72-54
2/8	--/17	Maryland	W, 71-55
2/12		Minnesota	L, 59-64
2/15		at Northwestern#	L, 61-66
2/19		Rutgers	W, 81-47
2/22		at Nebraska	W, 74-46
2/25		Illinois	W, 68-60
2/28		at Penn State#	W, 81-77
3/3		at Indiana	W, 77-63
3/7		Northwestern	W, 69-52

**Big Ten Tournament**

3/12		vs. Penn State (n)	L, 58-67
------	--	--------------------	----------

**NCAA Tournament (Seattle, WA)**

3/20		vs. Davidson (n)	W, 83-52
3/22	--/7	vs. #7 Gonzaga (n)	L, 68-87

**2015-16 (22-11, 12-6 Big Ten/T-3rd)**

Pos.	#	Starters	Ppg.
C	34	Adam Woodbury (Sr.)	7.6
F	20	Jarrod Uthoff (Sr.)	18.9
G	3	Peter Jok (Jr.)	16.1
G	10	Mike Gesell (Sr.)	8.1
G	5	Anthony Clemmons (Sr.)	8.9

**Reserves**

F	25	Dom Uhl (So.)	6.0
F	51	Nicholas Baer (RS-Fr.)	4.8
C	0	Ahmad Wagner (Fr.)	2.6

**AP Rank**

Date	AP Rank UI/Opp	Opponent	Result
11/13		Gardner-Webb	W, 76-59
11/15		Coppin State	W, 103-68
11/19		at Marquette	W, 89-61

**Advocare Invitational**

11/26		vs. Dayton (n)	L, 77-82
11/27	--/17	vs. Notre Dame (n)	L, 62-68
11/29	--/20	vs. Wichita State (n)	W, 84-61

12/2		Florida State#	W, 78-75
12/5		UMKC	W, 96-75
12/7		Western Illinois	W, 90-56
12/10	--/4	at Iowa State	L, 82-83
12/19		vs. Drake (n)	W, 70-64
12/22		Tennessee Tech	W, 85-63

12/29	--/1	Michigan State	W, 83-70
1/2	--/14	at Purdue	W, 70-63
1/5	19/--	Nebraska	W, 77-66
1/14	16/4	at Michigan State	W, 76-59
1/17	16/--	Michigan	W, 82-71
1/21	9/--	at Rutgers	W, 90-76
1/24	9/22	Purdue	W, 83-71
1/28	3/8	at Maryland	L, 68-74
1/31	3/--	Northwestern	W, 85-71
2/3	5/--	Penn State	W, 73-49
2/7	5/--	at Illinois	W, 77-65
2/11	4/--	at Indiana	L, 78-85
2/14	4/--	Minnesota	W, 75-71
2/17	4/--	at Penn State	L, 75-79
2/24	8/--	Wisconsin	L, 59-67
2/28	8/--	at Ohio State	L, 64-68
3/1	16/12	Indiana	L, 78-81
3/5	16/--	at Michigan	W, 71-61

**Big Ten Tournament**

3/10	20/--	vs. Illinois (n)	L, 66-68
------	-------	------------------	----------

**NCAA Tournament**

3/18	20/--	vs. Temple# (n)	W, 72-70
3/20	20/3	vs. Villanova (n)	L, 68-87

**2016-17 (19-15, 10-8 Big Ten/T-5th)**

Pos.	#	Starters	Ppg.
C	0	Ahmad Wagner (So.)	4.8
F	5	Tyler Cook (Fr.)	12.3
G	4	Isaiah Moss (RS-Fr.)	6.5
G	14	Peter Jok (Sr.)	19.9
G	3	Jordan Bohannon (Fr.)	10.9

**Reserves**

F	34	Cordell Pemsil (Fr.)	8.9
F	51	Nicholas Baer (RS-So.)	7.5
G	24	Brady Ellingson (So.)	4.4

**AP Rank**

Date	AP Rank UI/Opp	Opponent	Result
11/11		Kennesaw State	W, 91-74
11/13		Savannah State	W, 116-84
11/17		Seton Hall	L, 83-91
11/20		UTRGV	W, 95-67

**Emerald Coast Classic**

11/25	--/7	vs. Virginia (n)	L, 41-74
11/26		vs. Memphis (n)	L, 92-100

11/29		at Notre Dame	L, 78-92
12/3		Omaha	L, 89-98
12/5		Stetson	W, 95-68
12/8	--/25	Iowa State	W, 78-64
12/17		vs. UNI (n)	W, 69-46
12/20		North Dakota	W, 84-73
12/22		Delaware State	W, 89-57
12/28	--/15	at Purdue	L, 67-89
1/1		Michigan#	W, 86-83
1/5		at Nebraska##	L, 90-93
1/8		Rutgers	W, 68-62
1/12	--/17	Purdue	W, 83-78
1/15		at Northwestern	L, 54-89
1/19	--/25	Maryland	L, 76-84
1/25		at Illinois	L, 64-76
1/28		Ohio State	W, 85-72
1/31		at Rutgers	W, 83-63
2/5		Nebraska	W, 81-70
2/8		at Minnesota##	L, 89-101
2/11		at Michigan State	L, 66-77
2/18		Illinois	L, 66-70
2/21		Indiana#	W, 96-90
2/25	--/24	at Maryland	W, 83-69
3/2	--/22	at Wisconsin	W, 59-57
3/5		Penn State	W, 90-79

**Big Ten Tournament**

3/9		vs. Indiana (n)	L, 73-95
-----	--	-----------------	----------

**National Invitation Tournament**

3/15		South Dakota	W, 87-75
3/19		TCU#	W, 92-94

**2017-18 (14-19, 4-14 Big Ten/T-11th)**

Pos.	#	Starters	Ppg.
C	5	Tyler Cook (So.)	15.3
F	55	Luka Garza (Fr.)	12.1
F	2	Jack Nunge (Fr.)	5.7
G	4	Isaiah Moss (RS-So.)	11.1
G	3	Jordan Bohannon (So.)	13.5
<b>Reserves</b>			
F	34	Cordell Pemsil (So.)	5.7
F	51	Nicholas Baer (RS-Jr.)	5.3
G	1	Maishe Dailey (So.)	4.9

Date	AP Rank UI/Opp	Opponent	Result
11/10		Chicago State	W, 95-62
11/12		Alabama State	W, 92-58
11/16		Grambling State	W, 85-74

**Cayman Islands Classic**

11/20		vs. Louisiana (n)	L, 71-80
11/21		vs. South Dakota State (n)	L, 72-80
11/22		vs. UAB (n)	W, 95-85

11/28		at Virginia Tech	L, 55-79
12/2		Penn State	L, 73-77
12/4		at Indiana	L, 64-77
12/7		at Iowa State	L, 78-84
12/10		Southern	W, 91-60
12/16		vs. Drake	W, 90-64
12/19		Southern Utah	W, 82-64
12/22		vs. Colorado	W, 80-73
12/29		Northern Illinois	W, 98-75
1/2		Michigan	L, 68-75
1/4		Ohio State	L, 81-92
1/7		at Maryland	L, 73-91
1/11		at Illinois#	W, 104-97
1/17		at Rutgers	L, 64-80
1/20	--/3	Purdue	L, 64-87
1/23		Wisconsin	W, 85-67
1/27		at Nebraska	L, 84-98
1/30		Minnesota	W, 94-80
2/3		at Penn State	L, 58-82
2/6	--/4	Michigan State	L, 93-96
2/10	--/14	at Ohio State	L, 64-82
2/14	--/22	at Michigan	L, 59-74
2/17		Indiana	L, 82-84
2/21		at Minnesota	L, 82-86
2/25		Northwestern	W, 77-70

**Big Ten Tournament**

2/28		vs. Illinois (n)	W, 96-87
3/1	--/15	vs. Michigan# (n)	L, 71-77

**2018-19 (23-12, 10-10 Big Ten/6th)**

Pos.	#	Starters	Ppg.
F	25	Tyler Cook (Jr.)	14.5
C	55	Luka Garza (So.)	13.1
G	3	Jordan Bohannon (Jr.)	11.6
G	10	Joe Wieskamp (Fr.)	11.6
G	4	Isaiah Moss (RS-Jr.)	9.2
<b>Reserves</b>			
F	51	Nicholas Baer (RS-Sr.)	6.7
F	15	Ryan Kriener (Jr.)	5.7
G	30	Connor McCaffery (RS-Fr.)	4.4

Date	AP Rank UI/Opp	Opponent	Result
11/8		UMKC	W, 77-63
11/11		Green Bay	W, 93-82

**2K Empire Classic**

11/15	--/13	vs. Oregon (n)	W, 77-69
11/16		vs. Connecticut (n)	W, 91-72

11/21	20/--	Alabama State	W, 105-78
11/27	14/--	Pittsburgh	W, 69-68
11/30	14/22	Wisconsin	L, 66-72
12/3	18/10	at Michigan State	L, 68-90
12/6	18/--	Iowa State	W, 98-84
12/15	22/--	vs. UNI (n)	W, 77-54
12/18	23/--	Western Carolina	W, 78-60
12/22	23/--	Savannah State	W, 110-64
12/29	24/--	Bryant	W, 72-67
1/3	25/--	at Purdue	L, 70-86
1/6	25/24	Nebraska	W, 93-84

1/9		at Northwestern	W, 73-63
1/12	--/16	Ohio State	W, 72-62
1/16	23/--	at Penn State	W, 89-82
1/20	23/--	Illinois	W, 95-71
1/24	19/6	Michigan State	L, 67-82
1/27	19/--	at Minnesota	L, 87-92
2/1	--/5	Michigan	W, 74-59
2/7	20/--	at Indiana	W, 77-72
2/10	20/--	Northwestern	W, 80-79
2/16	21/--	at Rutgers	W, 71-69
2/19	21/24	Maryland	L, 65-66
2/22	21/--	Indiana#	W, 76-70
2/26	22/--	at Ohio State	L, 70-90
3/2	22/--	Rutgers	L, 72-86
3/7	--/21	at Wisconsin	L, 45-65
3/10		at Nebraska#	L, 91-93

**Big Ten Tournament**

3/14		vs. Illinois (n)	W, 83-62
3/15	--/10	vs. Michigan (n)	L, 53-74

**NCAA Tournament**

3/18	--/22	vs. Cincinnati (n)	W, 79-72
3/20	--/6	vs. Tennessee# (n)	L, 77-83

**2019-20 (20-11, 11-9 Big Ten/T-5th)**

Pos.	#	Starters	Ppg.
C	55	Luka Garza (Jr.)	23.9
F	10	Joe Wieskamp (So.)	14.0
G	30	Connor McCaffery (RS-So.)	6.2
G	5	CJ Fredrick (RS-Fr.)	10.2
G	1	Joe Toussaint (Fr.)	6.5
<b>Reserves</b>			
F/C	15	Ryan Kriener (Sr.)	7.7
G	4	Bakari Evelyn (Sr.)	3.7
F	35	Cordell Pemsil (RS-Jr.)	2.8

Date	AP Rank UI/Opp	Opponent	Result
11/8		SIUE	W, 87-60
11/11		DePaul	L, 78-93
11/15		Oral Roberts	W, 87-74
11/21		North Florida	W, 83-68
11/24		Cal Poly	W, 85-59

**Las Vegas Invitational**

11/28	--/12	vs. Texas Tech (n)	W, 72-61
11/29		vs. San Diego State (n)	L, 73-83

12/3		at Syracuse	W, 68-54
12/6	--/4	at Michigan	91-103
12/9		Minnesota	72-52
12/12		at Iowa State	84-68

**Chicago Legends**

12/21		vs. Cincinnati (n)	W, 77-70
-------	--	--------------------	----------

12/29	25/--	Kennesaw State	W, 93-51
1/4	23/21	vs. Penn State (n)	L, 86-89
1/7		at Nebraska	L, 70-76
1/10	--/12	Maryland	W, 67-49
1/14		at Northwestern	W, 75-62
1/17	--/19	Michigan	W, 90-83
1/22	19/24	Rutgers	W, 85-80
1/27	19/--	Wisconsin	W, 68-62
1/30	18/15	at Maryland	L, 72-82
2/2	18/19	Illinois	W, 72-65
2/5	17/--	at Purdue	L, 68-104
2/8	--/17	Nebraska	W, 96-72
2/13	21/--	at Indiana	L, 77-89
2/16	21/--	at Minnesota	W, 58-55
2/20	20/25	Ohio State	W, 85-76
2/24	18/24	at Michigan State	L, 70-78
2/29	18/16	Penn State	W, 77-68
3/3	18/--	Purdue	L, 68-77
3/8	18/23	at Illinois	L, 76-78

**Big Ten Tournament**

Canceled due to COVID-19 global pandemic

**NCAA Tournament**

Canceled due to COVID-19 global pandemic

**2020-21 (22-9, 14-6 Big Ten/3rd)**

Pos.	#	Starters	Ppg.
C	55	Luka Garza (Sr.)	24.1
G/F	10	Joe Wieskamp (Jr.)	14.8
G	3	Jordan Bohannon (RS-Sr.)	10.6
G	5	CJ Fredrick (RS-So.)	7.5
G	30	Connor McCaffery (RS-Jr.)	3.3
<b>Reserves</b>			
F	15	Keegan Murray (Fr.)	7.2
F	2	Jack Nunge (RS-So.)	7.1
F	22	Patrick McCaffery (RS-Fr.)	5.2

Date	AP Rank UI/Opp	Opponent	Result
11/25	6/--	N.C. Central	W, 97-67
11/27	6/--	Southern University	W, 103-76
12/3	3/--	Western Illinois	W, 99-58
12/8	3/16	North Carolina	W, 93-80
12/11	3/--	Iowa State	W, 105-77
12/13	3/--	Northern Illinois	W, 106-53
12/19	3/1	Gonzaga (n)	L, 88-99
12/22	4/--	Purdue	W, 70-55
12/25	4/--	at Minnesota#	L, 95-102
12/29	10/19	Northwestern	W, 87-72
1/2	10/14	at Rutgers	W, 77-75
1/7	5/--	at Maryland	W, 89-67
1/10	5/16	Minnesota	W, 86-71
1/17	5/--	at Northwestern	W, 96-73
1/21	4/--	Indiana	L, 69-81
1/29	7/19	at Illinois	L, 75-80
2/2	8/--	Michigan State	W, 84-78
2/4	8/7	Ohio State	L, 85-89
2/7	8/--	at Indiana	L, 65-67
2/10	15/25	Rutgers	W, 79-66
2/13	15/--	at Michigan State	W, 88-58
2/18	11/21	at Wisconsin	W, 77-62
2/21	11/--	Penn State	W, 74-68
2/25	9/3	at Michigan	L, 57-79
2/28	9/4	at Ohio State	W, 73-57
3/4	5/--	Nebraska	W, 102-64
3/7	5/25	Wisconsin	W, 77-73

**Big Ten Tournament**

3/12	5/--	vs. Wisconsin (n)	W, 62-57
3/13	5/3	vs. Illinois (n)	L, 71-82

**NCAA Tournament**

3/20	5/--	vs. Grand Canyon (n)	W, 86-74
3/22	5/--	vs. Oregon (n)	L, 80-95

\* -- Home Game

# -- Overtime(s)

+ -- Awarded Forfeit

**AP Rankings Information**

1949-1960	AP ranked Top 20 teams
1961-1968	AP ranked Top 10 teams
1969-1989	AP ranked Top 20 teams
1990-present	AP ranked Top 25 teams

Iowa vs. Associated Press Ranked Teams

No.	W	L	Total	Pct.	No.	W	L	Total	Pct.	No.	W	L	Total	Pct.
1	3	22	25	.120	10	4	17	21	.190	19	10	11	21	.476
2	6	9	15	.400	11	5	16	21	.238	20	5	10	15	.333
3	6	17	23	.261	12	11	6	17	.647	21	3	7	10	.300
4	9	14	23	.391	13	11	11	22	.500	22	6	6	12	.500
5	9	14	23	.391	14	8	6	14	.571	23	1	9	10	.100
6	11	20	31	.354	15	6	12	18	.369	24	9	5	14	.643
7	12	12	24	.500	16	13	8	21	.619	25	7	4	11	.636
8	7	9	16	.438	17	15	9	24	.625					
9	5	7	12	.416	18	4	8	12	.333					
										<b>186</b>	<b>269</b>	<b>455</b>	<b>.409</b>	

1948-49 (0-2)

Date	AP Rank	UI/Opp	Opponent	Result
2/12	--/7		at Minnesota	L, 49-54
2/21	--/4		at Illinois	L, 49-80

1949-50 (2-1)

Date	AP Rank	UI/Opp	Opponent	Result
1/14	--/4		Indiana	W, 65-54
1/23	--/13		at Ohio State	L, 54-68
2/25	--/17		at Indiana	W, 59-53

1950-51 (2-3)

Date	AP Rank	UI/Opp	Opponent	Result
12/18	--/14		Notre Dame	W, 63-60
12/23	--/9		UCLA	W, 80-63
1/20	--/14		at Illinois	L, 53-69
2/12	--/6		Indiana	L, 54-63
2/26	--/7		at Indiana	L, 53-63

1951-52 (2-2)

Date	AP Rank	UI/Opp	Opponent	Result
1/12	10/4		Indiana	W, 78-59
1/21	4/20		at Indiana	L, 69-82
2/9	9/3		Illinois	W, 73-68
2/23	4/5		at Illinois	L, 62-78

1952-53 (1-3)

Date	AP Rank	UI/Opp	Opponent	Result
12/22	--/15		Indiana	L, 72-91
2/14	--/5		at Illinois	L, 63-80
2/21	--/5		Illinois	W, 67-62
3/9	--/1		at Indiana	L, 61-68

1953-54 (4-1)

Date	AP Rank	UI/Opp	Opponent	Result
12/30	--/14		at UCLA	W, 65-50
1/16	--/10		Minnesota	L, 55-59
1/18	--/20		at Illinois	W, 79-70
2/13	--/12		at Minnesota#	W, 86-82
2/22	20/3		at Indiana	W, 82-64

1954-55 (3-1)

Date	AP Rank	UI/Opp	Opponent	Result
1/8	14/13		Minnesota	L, 80-81
1/17	19/7		Illinois	W, 92-80
2/21	16/13		at Illinois	W, 89-70
2/28	12/6		at Minnesota	W, 72-70

1955-56 (4-2)

Date	AP Rank	UI/Opp	Opponent	Result
1/7	--/20		Michigan State	L, 64-65
1/9	--/7		at Ohio State	W, 88-73
3/3	10/2		Illinois	W, 96-72
3/17	5/9		Kentucky	W, 89-77
3/22	5/13		vs. Temple	W, 83-76
3/23	5/1		vs. San Francisco	L, 71-83

1956-57 (4-2)

Date	AP Rank	UI/Opp	Opponent	Result
12/22	--/14		Kansas State	W, 85-83
12/29	--/4		vs. West Virginia (n)	W, 79-76
1/7	--/5		at Illinois	L, 70-81
1/12	--/19		Minnesota	W, 89-66
2/9	--/17		Purdue	W, 74-67
2/18	--/11		at Indiana	L, 76-90

1957-58 (2-3)

Date	AP Rank	UI/Opp	Opponent	Result
12/14	--/5		at Kansas State	L, 69-86
12/21	--/17		Oregon State#	W, 77-67
1/6	--/17		at Illinois	W, 70-68
2/10	--/19		at Michigan State	L, 84-90
3/1	--/15		Michigan State	L, 65-83

1958-59 (2-4)

Date	AP Rank	UI/Opp	Opponent	Result
12/19	--/15		at California	L, 52-71
1/3	--/6		at Northwestern	L, 77-80
1/5	--/5		Michigan State	W, 80-68
1/17	--/19		at Indiana	W, 88-78
1/24	--/18		Northwestern	L, 96-99
3/7	--/6		at Michigan State	L, 74-84

1959-60 (1-2)

Date	AP Rank	UI/Opp	Opponent	Result
12/28	14/12		at NYU	W, 80-75
12/30	14/1		vs. Cincinnati (n)	L, 83-96
2/13	--/4		at Ohio State	L, 47-75

1960-61 (1-1)

Date	AP Rank	UI/Opp	Opponent	Result
12/30	--/16		at UCLA	W, 71-65
2/18	9/1		Ohio State	L, 61-62

1961-62 (0-2)

Date	AP Rank	UI/Opp	Opponent	Result
2/5	--/1		at Ohio State	L, 63-89
2/26	--/1		Ohio State	L, 62-72

1962-63 (1-5)

Date	AP Rank	UI/Opp	Opponent	Result
12/21	--/9		at Kentucky	L, 69-94
1/5	--/3		Illinois	L, 76-85
1/19	--/8		Ohio State	W, 81-74
2/2	--/2		at Loyola (IL)	L, 68-86
2/23	--/5		at Ohio State	L, 70-83
3/9	--/8		at Illinois	L, 69-73

1963-64 (0-2)

Date	AP Rank	UI/Opp	Opponent	Result
2/1	--/10		at Loyola (IL)	L, 71-85
3/7	--/2		Michigan	L, 61-69

1964-65 (2-3)

Date	AP Rank	UI/Opp	Opponent	Result
1/11	--/5		Indiana	L, 76-85
1/18	--/5		at Indiana	W, 74-68
1/29	--/1		at UCLA	W, 87-82
2/8	--/1		at Michigan	L, 66-81
3/2	--/6		Minnesota	L, 70-78

1965-66 (1-0)

Date	AP Rank	UI/Opp	Opponent	Result
2/21	--/10		Michigan	W, 91-82

1966-67 (1-0)

Date	AP Rank	UI/Opp	Opponent	Result
12/30	--/7		at Cincinnati	W, 78-69

1967-68 (1-0)

Date	AP Rank	UI/Opp	Opponent	Result
12/28	--/4		vs. Tennessee (n) #	W, 64-59

1968-69 (2-4)

Date	AP Rank	UI/Opp	Opponent	Result
2/1	--/4		at Davidson	W, 76-61
2/4	--/9		at Purdue	L, 87-99
2/8	--/10		at Illinois	L, 69-98
2/22	--/10		at Ohio State	L, 81-88
2/25	--/15		Illinois	W, 74-53
3/1	--/9		Purdue	L, 85-97

1969-70 (3-1)

Date	AP Rank	UI/Opp	Opponent	Result
12/11	--/7		Duquesne	W, 98-87
1/3	--/17		Purdue	W, 94-88
3/12	8/6		vs. Jacksonville	L, 103-104
3/14	8/15		vs. Notre Dame	W, 121-106

1970-71 (1-3)

Date	AP Rank	UI/Opp	Opponent	Result
12/12	--/7		at Drake	L, 70-72
2/2	--/15		Illinois	W, 92-84
2/23	--/18		at Ohio State	L, 71-80
3/6	--/18		at Indiana	L, 88-104

**1971-72 (2-4)**

Date	AP Rank UI/Opp	Opponent	Result
12/4	--/1	at UCLA	L, 72-106
1/22	--/5	at South Carolina	W, 91-85
1/29	--/16	Minnesota	L, 50-61
2/1	--/9	at Ohio State	L, 77-82
2/5	--/19	at Minnesota	L, 52-53
2/8	--/7	Ohio State	W, 80-67

**1972-73 (3-4)**

Date	AP Rank UI/Opp	Opponent	Result
12/4	--/8	at Kentucky	W, 79-66
12/13	--/20	Kansas State	L, 62-68
12/23	--/3	Marquette	L, 61-69
1/6	--/6	Minnesota#	W, 65-62
2/24	--/17	at Purdue	L, 66-74
3/3	--/12	Indiana	L, 64-80
3/5	--/3	at Minnesota	W, 79-77

**1973-74 (0-5)**

Date	AP Rank UI/Opp	Opponent	Result
12/8	--/7	at Marquette	L, 70-86
12/11	--/15	at Kansas State	L, 67-105
1/17	--/1	at UCLA	L, 44-66
1/19	--/12	Indiana	L, 51-55
1/26	--/15	Michigan#	L, 84-86

**1974-75 (1-4)**

Date	AP Rank UI/Opp	Opponent	Result
12/7	--/7	at Kansas	L, 54-89
1/11	--/1	at Indiana	L, 49-102
1/18	--/19	Michigan	L, 70-75
1/25	--/17	Minnesota	W, 53-44
2/8	--/1	Indiana	L, 56-79

**1975-76 (1-4)**

Date	AP Rank UI/Opp	Opponent	Result
1/10	--/17	at Minnesota	W, 71-68
1/26	--/1	Indiana	L, 73-88
1/31	--/15	at Michigan	L, 95-104
2/23	--/1	at Indiana	L, 81-101
2/28	--/13	Michigan	L, 74-88

**1976-77 (2-2)**

Date	AP Rank UI/Opp	Opponent	Result
1/8	--/13	at Minnesota+	W, 68-78
1/17	--/5	Michigan	L, 75-99
2/12	--/8	Minnesota+	W, 58-61
2/17	--/5	at Michigan	L, 80-91

**1977-78 (0-4)**

Date	AP Rank UI/Opp	Opponent	Result
12/21	--/9	at UNLV	L, 84-85
1/5	--/11	at Indiana	L, 51-69
1/21	--/10	at Michigan State	L, 58-68
2/9	--/10	Michigan State	L, 70-71

**1978-79 (4-2)**

Date	AP Rank UI/Opp	Opponent	Result
1/6	--/13	at Michigan	W, 85-79
1/20	--/6	at Michigan State#	L, 72-83
1/25	--/8	Illinois	W, 58-52
2/8	15/10	Michigan State	L, 57-60
2/15	14/13	Purdue	W, 75-72
2/24	12/14	at Ohio State	W, 83-68

**1979-80 (5-6)**

Date	AP Rank UI/Opp	Opponent	Result
1/3	10/20	at Illinois	W, 72-71
1/10	12/3	Ohio State	L, 71-77
1/17	13/19	at Indiana	L, 69-81
1/31	--/17	at Purdue	L, 56-70
2/9	--/12	Purdue	W, 74-59
2/23	--/11	at Ohio State	L, 69-70
3/8	--/19	vs. NC State	W, 77-64
3/14	--/3	vs. Syracuse	W, 88-77
3/16	--/20	vs. Georgetown	W, 81-80
3/22	--/4	vs. Louisville	L, 72-80
3/24	--/18	vs. Purdue	L, 58-75

**1980-81 (3-0)**

Date	AP Rank UI/Opp	Opponent	Result
1/17	14/9	at Michigan	W, 75-58
2/7	15/18	Illinois	W, 72-66
2/19	12/16	Indiana	W, 78-65

**1981-82 (0-3)**

Date	AP Rank UI/Opp	Opponent	Result
1/14	5/11	at Minnesota	L, 56-61
2/27	11/13	Minnesota###	L, 55-57
3/14	11/6	vs. Idaho#	L, 67-69

**1982-83 (6-3)**

Date	AP Rank UI/Opp	Opponent	Result
12/8	7/16	Marquette	W, 87-66
12/18	7/4	at UCLA	L, 66-75
1/20	10/16	at Minnesota	W, 68-52
1/29	14/2	Indiana	W, 63-48
2/10	20/18	Purdue	W, 55-46
2/16	16/2	at Indiana	W, 58-57
2/19	16/20	at Ohio State	L, 69-85
3/19	--/12	vs. Missouri	W, 77-63
3/25	--/13	vs. Villanova	L, 54-55

**1983-84 (2-6)**

Date	AP Rank UI/Opp	Opponent	Result
12/3	5/10	Oregon State	W, 56-45
12/10	5/18	at Oregon State	L, 48-53
12/30	--/17	vs. Memphis (n)	W, 73-66
2/2	--/8	Illinois##	L, 52-54
2/4	--/16	Purdue	L, 46-48
2/9	--/11	at Purdue	L, 58-79
2/12	--/8	at Illinois	L, 53-73
2/16	--/17	Indiana	L, 45-49

**1984-85 (2-1)**

Date	AP Rank UI/Opp	Opponent	Result
1/5	--/6	Illinois	W, 64-60
1/17	--/19	at Michigan State	W, 79-65
2/14	11/3	Michigan	L, 52-56

**1985-86 (3-4)**

Date	AP Rank UI/Opp	Opponent	Result
1/4	--/14	at Illinois	W, 60-59
1/18	--/2	Michigan	L, 57-61
1/30	--/15	Indiana	W, 79-69
2/15	--/10	at Michigan	L, 66-82
3/2	--/16	at Indiana	L, 73-80
3/6	--/19	Illinois	W, 57-53
3/14	--/20	vs. NC State	L, 64-66

**1986-87 (6-3)**

Date	AP Rank UI/Opp	Opponent	Result
<b>Great Alaska Shootout</b>			
11/29	10/17	vs. NC State (n) #	W, 90-89
1/14	2/8	at Illinois#	W, 91-88
1/19	2/6	at Purdue	W, 70-67
1/22	1/3	Indiana	W, 101-88
2/12	4/7	Purdue	L, 73-80
2/14	4/11	Illinois	W, 66-61
2/21	7/2	at Indiana	L, 75-84
3/20	6/17	vs. Oklahoma	W, 93-91
3/22	6/1	vs. UNLV	L, 81-84

**1987-88 (5-6)**

Date	AP Rank UI/Opp	Opponent	Result
11/28	11/7	vs. Kansas (n)	W, 100-81
12/12	3/4	Arizona	L, 59-66
12/19	7/20	at Iowa State#	L, 100-102
1/6	16/12	Indiana	W, 84-70
1/9	16/10	at Purdue	L, 79-80
1/21	19/13	Illinois	W, 93-79
2/3	13/11	at Michigan	L, 103-120
2/15	13/2	Purdue	L, 66-73
2/27	13/7	Michigan	W, 95-87
3/20	15/7	vs. UNLV	W, 104-86
3/25	15/3	vs. Arizona	L, 79-99

**1988-89 (4-6)**

Date	AP Rank UI/Opp	Opponent	Result
1/7	9/6	at North Carolina	W, 98-97
1/19	7/16	at Ohio State	L, 91-102
1/30	9/17	at Indiana	L, 89-104
2/5	9/2	Illinois	W, 86-82
2/9	8/10	Michigan##	L, 107-108
2/13	15/16	Ohio State	W, 83-75
3/4	11/10	at Michigan	L, 96-119
3/8	15/4	at Illinois	L, 94-118
3/11	15/6	Indiana	W, 87-70
3/19	15/17	vs. N.C. State##	L, 96-102

**1989-90 (4-7)**

Date	AP Rank UI/Opp	Opponent	Result
12/9	--/17	North Carolina	W, 87-74
12/23	16/13	at UNLV	L, 80-97
1/18	--/14	Indiana	L, 79-83
1/20	--/6	Michigan#	W, 78-76
1/25	--/21	at Minnesota	L, 72-84
1/27	--/13	at Purdue	L, 59-80
1/29	--/11	Illinois	W, 69-67
2/12	--/21	Michigan State	L, 70-80
2/24	--/18	Minnesota	L, 80-102
2/28	--/9	Purdue	W, 64-63
3/4	--/18	at Illinois	L, 85-118

**1990-91 (6-3)**

Date	AP Rank UI/Opp	Opponent	Result
11/15	--/19	Temple	W, 73-71
12/22	--/5	UCLA	W, 88-71
1/3	22/6	at Ohio State	L, 59-63
1/5	22/25	Michigan State	W, 79-66
1/19	24/3	Indiana	L, 79-99
2/7	--/25	at Michigan State	W, 71-67
2/21	--/4	at Indiana#	W, 80-79
3/10	--/2	Ohio State	W, 80-69
3/16	--/6	vs. Duke	L, 70-85



1991-92 (3-5)

Date	AP Rank UI/Opp	Opponent	Result
1/9	--/11	Michigan#	L, 77-80
1/19	--/4	at Ohio State	L, 81-85
2/6	--/11	Michigan State	W, 77-63
2/9	--/6	at Indiana	L, 66-81
2/12	--/17	at Michigan	W, 80-68
2/18	--/6	Ohio State	W, 92-86
3/15	--/16	at Michigan State	L, 53-64
3/21	--/1	vs. Duke	L, 62-75

1992-93 (2-6)

Date	AP Rank UI/Opp	Opponent	Result
1/6	8/5	at Indiana	L, 67-75
1/13	13/19	Minnesota	W, 84-77
1/16	13/3	at Duke	L, 56-65
1/31	11/5	Michigan	W, 88-80
2/6	9/1	Indiana	L, 66-73
3/2	15/4	at Michigan	L, 73-82
3/6	15/24	at Purdue	L, 58-69
3/21	17/12	vs. Wake Forest	L, 78-84

1993-94 (1-7)

Date	AP Rank UI/Opp	Opponent	Result
12/22	--/3	Duke	L, 76-79
1/8	--/13	Michigan	L, 70-71
1/11	--/11	Indiana	L, 75-89
2/2	--/22	Minnesota	W, 92-88
2/6	--/8	Purdue	L, 78-87
2/12	--/12	at Indiana	L, 91-93
2/16	--/7	at Michigan	L, 76-89
3/5	--/18	at Minnesota###	L, 96-107

1994-95 (4-3)

Date	AP Rank UI/Opp	Opponent	Result
12/3	--/14	Ohio University	W, 91-75
12/27	--/7	vs. Duke (n)	W, 81-71
12/30	--/3	vs. Arkansas (n)	L, 92-101
1/7	22/14	at Michigan State	L, 68-69
2/15	--/24	at Minnesota	W, 74-70
3/1	--/17	at Purdue	L, 85-92
3/8	--/9	Michigan State	W, 79-78

1995-96 (3-2)

Date	AP Rank UI/Opp	Opponent	Result
11/24	10/6	vs. Connecticut (n) #	W, 101-95
1/28	22/16	Michigan	W, 70-61
2/3	16/10	Penn State#	L, 87-95
3/9	19/4	Purdue	W, 56-52
3/17	19/11	vs. Arizona	L, 73-87

1996-97 (2-5)

Date	AP Rank UI/Opp	Opponent	Result
12/14	--/6	Iowa State	L, 74-81
1/19	--/18	at Michigan	L, 71-79
1/23	--/8	at Minnesota	L, 51-66
2/4	25/24	Indiana	W, 75-67
2/15	--/3	Minnesota	L, 66-68
2/20	--/18	Michigan	W, 80-75
3/15	--/6	vs. Kentucky	L, 69-75

1997-98 (1-3)

Date	AP Rank UI/Opp	Opponent	Result
2/1	16/19	Michigan	L, 66-80
2/7	24/16	at Michigan State	L, 64-75
2/18	--/5	Purdue	W, 88-69
2/22	--/23	at Illinois	L, 72-79

1998-99 (6-9)

Date	AP Rank UI/Opp	Opponent	Result
12/8	--/10	at Kansas	W, 85-81
12/31	21/8	Indiana	W, 67-52
1/7	17/11	Illinois	W, 84-62
1/12	12/21	at Ohio State	W, 71-68
1/16	12/19	at Minnesota	L, 70-75
1/21	14/11	at Michigan State	L, 65-80
1/23	14/15	Wisconsin	L, 52-72
2/4	14/18	at Purdue	L, 75-90
2/6	14/8	Michigan State	L, 81-95
2/10	19/22	Minnesota	W, 76-73
2/13	19/13	Ohio State	L, 69-73
2/27	18/20	at Indiana	L, 81-88
3/5	20/19	vs. Wisconsin (n)	L, 60-74
3/13	20/22	vs. Arkansas	W, 82-72
3/18	20/3	vs. Connecticut	L, 68-78

1999-2000 (3-5)

Date	AP Rank UI/Opp	Opponent	Result
11/11	--/1	vs. Connecticut (n)	W, 70-68
11/30	--/24	vs. Maryland (n)	L, 65-83
1/8	--/11	Michigan State	L, 53-75
1/18	--/11	at Indiana	L, 71-74
2/3	--/15	Kansas	W, 77-69
2/9	--/5	at Ohio State	W, 67-64
2/16	--/25	at Purdue	L, 59-67
3/10	--/5	vs. Michigan State	L, 65-75

2000-01 (2-5)

Date	AP Rank UI/Opp	Opponent	Result
12/29	23/6	vs. Tennessee (n)	L, 68-80
1/11	--/7	Illinois	W, 78-62
2/18	25/5	at Michigan State	L, 70-94
2/24	--/3	at Illinois	L, 63-89
3/3	--/22	Wisconsin	L, 57-59
3/9	--/24	vs. Ohio State (n)	W, 75-66
3/17	--/15	vs. Kentucky	L, 79-92

2001-02 (3-5)

Date	AP Rank UI/Opp	Opponent	Result
11/20	9/12	vs. Memphis (n)	W, 75-71
11/21	9/5	vs. Missouri (n)	L, 77-78
11/27	7/1	vs. Duke (n)	L, 62-80
12/15	15/2	at Missouri	W, 83-65
1/15	17/11	at Illinois	L, 66-77
2/16	--/23	Ohio State	L, 66-72
3/9	--/23	vs. Indiana (n)	W, 62-60
3/10	--/21	vs. Ohio State (n)	L, 64-81

2002-03 (2-0)

Date	AP Rank UI/Opp	Opponent	Result
1/11	--/25	Michigan State	W, 68-64
1/15	--/8	Illinois	W, 68-61

2003-04 (2-4)

Date	AP Rank UI/Opp	Opponent	Result
11/29	--/17	vs. Louisville# (n)	W, 70-69
1/3	--/23	at Missouri	L, 56-76
1/7	--/24	Purdue	W, 71-61
1/17	--/25	at Illinois	L, 82-88
2/11	--/17	Wisconsin	L, 52-54
2/25	--/23	Illinois	L, 59-78

2004-05 (3-7)

Date	AP Rank UI/Opp	Opponent	Result
11/22	--/12	vs. Louisville (n)	W, 76-71
11/23	--/15	vs. Texas (n)	W, 82-80
11/24	--/11	vs. North Carolina (n)	L, 92-106
1/20	23/1	at Illinois#	L, 68-73
2/5	--/12	Michigan State	L, 64-75
2/9	--/20	at Wisconsin	L, 69-72
2/19	--/1	Illinois	L, 65-75
3/11	--/13	vs. Michigan State (n)	W, 71-69
3/12	--/23	vs. Wisconsin (n)	L, 56-59
3/17	--/21	vs. #23 Cincinnati	L, 64-76

2005-06 (8-1)

Date	AP Rank UI/Opp	Opponent	Result
11/21	18/7	vs. Kentucky (n)	W, 67-63
11/22	18/2	vs. Texas (n)	L, 59-68
11/30	14/24	NC State	W, 45-42
1/24	--/13	Indiana	W, 73-60
1/28	--/16	Ohio State	W, 67-62
2/4	23/21	Michigan	W, 94-66
2/11	18/24	at Indiana	W, 70-67
2/14	18/16	Michigan State	W, 66-54
3/12	20/7	vs. Ohio State (n)	W, 67-60

2006-07 (0-3)

Date	AP Rank UI/Opp	Opponent	Result
11/19	--/10	vs. Alabama (n)	L, 60-72
1/28	--/2	Wisconsin	L, 46-57
2/10	--/4	at Wisconsin	L, 62-74

2007-08 (1-5)

Date	AP Rank UI/Opp	Opponent	Result
1/2	--/11	Indiana	L, 76-79
1/5	--/25	at Wisconsin	L, 51-64
1/12	--/6	Michigan State	W, 43-36
1/23	--/7	at Indiana	L, 43-65
2/6	--/8	Wisconsin	L, 54-60
2/23	--/19	at Michigan State	L, 52-66

2008-09 (0-7)

Date	AP Rank UI/Opp	Opponent	Result
12/31	--/24	at Ohio State	L, 65-68
1/8	--/22	Minnesota	L, 49-52
1/18	--/19	at Purdue	L, 53-75
1/29	--/9	Michigan State	L, 56-71
2/1	--/19	at Illinois	L, 54-62
2/14	--/20	Purdue	L, 45-49
2/25	--/9	at Michigan State	L, 54-62

2009-10 (0-8)

Date	AP Rank UI/Opp	Opponent	Result
11/23	--/3	vs. Texas (n)	L, 60-85
12/29	--/4	Purdue	L, 58-67
1/9	--/10	Michigan State	L, 53-71
1/20	--/6	at Michigan State	L, 63-70
1/27	--/20	Ohio State	L, 57-65
2/7	--/13	at Ohio State	L, 58-68
2/13	--/6	at Purdue	L, 40-63
3/3	--/15	at Wisconsin	L, 40-67

2010-11 (1-5)

Date	AP Rank UI/Opp	Opponent	Result
12/29	--/23	Illinois	L, 77-87
1/4	--/2	Ohio State	L, 68-73
1/9	--/11	at Purdue	L, 52-75
1/19	--/1	at Ohio State	L, 48-70
2/9	--/13	Wisconsin#	L, 59-62
3/5	--/6	Purdue	W, 67-65

**2011-12 (4-3)**

Date	AP Rank UI/Opp	Opponent	Result
12/31	--/11	at Wisconsin	W, 72-65
1/7	--/6	Ohio State	L, 47-76
1/10	--/6	at Michigan State	L, 61-95
1/14	--/13	Michigan	W, 75-59
1/29	--/16	at Indiana	L, 89-103
2/19	--/18	Indiana	W, 78-66
2/23	--/16	Wisconsin	W, 67-66

**2012-13 (0-7)**

Date	AP Rank UI/Opp	Opponent	Result
12/31	--/5	Indiana	L, 65-69
1/6	--/2	at Michigan	L, 67-95
1/10	--/22	Michigan State	L, 59-62
1/22	--/14	at Ohio State	L, 63-72
2/3	--/23	at Minnesota	L, 59-62
3/2	--/1	at Indiana	L, 60-73
3/15	--/8	vs. Michigan State (n)	L, 56-59

**2013-14 (2-6)**

Date	AP Rank UI/Opp	Opponent	Result
12/13	23/17	at Iowa State	L, 82-85
1/5	22/4	at Wisconsin	L, 71-75
1/12	20/3	at Ohio State	W, 84-74
1/22	10/21	at Michigan	L, 67-75
1/28	15/7	Michigan State#	L, 69-71
2/8	17/10	Michigan	W, 85-67
2/22	15/16	Wisconsin	L, 74-79
3/6	24/22	Michigan State	L, 76-86

**2014-15 (3-6)**

Date	AP Rank UI/Opp	Opponent	Result
11/20	--/10	vs. Texas (n)	L, 57-71
11/21	--/23	vs. Syracuse (n)	L, 63-66
12/3	--/12	at North Carolina	W, 60-55
12/12	--/14	Iowa State	L, 75-90
12/30	--/20	at Ohio State	W, 71-65
1/20	25/6	at Wisconsin	L, 50-82
1/31	--/5	Wisconsin	L, 50-82
2/8	--/17	Maryland	W, 71-55
3/22	--/7	vs. Gonzaga (n)	L, 68-87

**2015-16 (5-5)**

Date	AP Rank UI/Opp	Opponent	Result
11/27	--/17	vs. Notre Dame (n)	L, 62-68
11/29	--/20	vs. Wichita State (n)	W, 84-61
12/10	--/4	at Iowa State	L, 82-83
12/29	--/1	Michigan State	W, 83-70
1/2	--/14	at Purdue	W, 70-63
1/14	16/4	at Michigan State	W, 76-59
1/24	9/22	Purdue	W, 83-71
1/28	3/8	at Maryland	L, 68-74
3/1	16/12	Indiana	L, 78-81
3/20	20/3	vs. Villanova (n)	L, 68-87

**2016-17 (4-3)**

Date	AP Rank UI/Opp	Opponent	Result
11/27	--/7	vs. Virginia	L, 41-74
12/8	--/25	Iowa State	W, 78-64
12/28	--/15	at Purdue	L, 67-89
1/12	--/17	Purdue	W, 83-78
1/19	--/25	Maryland	L, 76-84
2/25	--/24	at Maryland	W, 83-69
3/2	--/22	at Wisconsin	W, 59-57

**2017-18 (0-5)**

Date	AP Rank UI/Opp	Opponent	Result
1/20	--/3	Purdue	L, 64-87
2/6	--/4	Michigan State	L, 93-96
2/10	--/14	at Ohio State	L, 64-82
2/14	--/22	at Michigan	L, 59-74
3/1	--/15	vs. Michigan (n) #	L, 71-77

**2018-19 (5-7)**

Date	AP Rank UI/Opp	Opponent	Result
11/15	--/13	vs. Oregon (n)	W, 77-69
11/30	14/22	Wisconsin	L, 66-72
12/3	18/10	at Michigan State	L, 68-90
1/6	25/24	Nebraska	W, 93-84
1/12	--/16	Ohio State	W, 72-62
1/24	19/6	Michigan State	L, 67-82
2/1	--/5	Michigan	W, 74-59
2/19	21/24	Maryland	L, 65-66
3/7	--/21	at Wisconsin	L, 45-65
3/15	--/10	vs. Michigan (n)	L, 53-74
3/18	--/22	vs. Cincinnati (n)	W, 79-72
3/20	--/6	vs. Tennessee# (n)	L, 77-83

**2019-20 (7-5)**

Date	AP Rank UI/Opp	Opponent	Result
11/28	--/12	Texas Tech (n)	W, 72-61
12/6	--/4	Michigan	L, 91-103
1/4	23/21	vs. Penn State (n)	L, 86-89
1/10	--/12	Maryland	W, 67-49
1/17	--/19	Michigan	W, 90-83
1/22	19/24	Rutgers	W, 85-80
1/30	18/15	at Maryland	L, 72-82
2/2	18/19	Illinois	W, 72-65
2/20	20/25	Ohio State	W, 85-76
2/25	18/24	at Michigan State	L, 70-78
2/29	18/16	Penn State	W, 77-68
3/8	18/23	at Illinois	L, 76-78

**2020-21 (8-5)**

Date	AP Rank UI/Opp	Opponent	Result
12/8	3/16	North Carolina	W, 93-80
12/19	3/1	Gonzaga (n)	L, 88-99
12/29	10/19	Northwestern	W, 87-72
1/2	10/14	at Rutgers	W, 77-75
1/10	5/16	Minnesota	W, 86-71
1/29	7/19	at Illinois	L, 75-80
2/4	8/7	Ohio State	L, 85-89
2/10	15/25	Rutgers	W, 79-66
2/18	11/21	at Wisconsin	W, 77-62
2/25	9/3	at Michigan	L, 57-79
2/28	9/4	at Ohio State	W, 73-57
3/7	5/25	Wisconsin	W, 77-73
3/13	5/3	vs. Illinois (n)	L, 71-82

*Iowa won an NCAA-best combined 15 games over AP Top 25 opponents over the last two seasons (2020 & 2021).*



**2K Empire Classic, New York City**

**2014-15**

Texas	L	57-71
Syracuse	L	63-66

**2018-19**

Oregon	W	77-69
Connecticut	W	91-72

**Advocare Invitational**

**2015-16**

Dayton	L	77-82
Notre Dame	L	62-68
Wichita State	W	84-61

**All-College Tournament, Oklahoma City, OK**

**1987-88**

Illinois State	L	88-89
Oral Roberts	W	126-94

**Anteater Classic, Irvine, CA**

**1986-87**

Portland	W	84-65
UC-Irvine	W	105-103

**Battle 4 Atlantis**

**2013-14, Paradise Island, Bahamas**

Xavier	W	77-74 (OT)
UTEP	W	89-53
Villanova	L	83-88 (OT)

**Big Ten Postseason Tournament**

**1997-98, Chicago, IL (5th seed)**

Michigan	L	66-77
----------	---	-------

**1998-99, Chicago, IL (5th seed)**

Wisconsin	L	60-74
-----------	---	-------

**1999-00, Chicago, IL (7th seed)**

Minnesota	W	81-78
Michigan State	L	65-75

**2000-01, Chicago, IL (6th seed)**

Northwestern	W	72-55
Ohio State	W	75-66
Penn State	W	94-74
Indiana	W	63-61

**2001-02, Indianapolis, IN (9th seed)**

Purdue	W	87-72
Wisconsin	W	58-56
Indiana	W	62-60
Ohio State	L	64-81

**2002-03, Chicago, IL (9th seed)**

Ohio State	L	64-66
------------	---	-------

**2003-04, Indianapolis, IN (4th seed)**

Michigan	L	70-79
----------	---	-------

**2004-05, Chicago, IL (7th seed)**

Purdue	W	71-52
Michigan State	W	71-69
Wisconsin	L	56-59

**2005-06, Indianapolis, IN (2nd seed)**

Minnesota	W	67-57
Michigan State	W	53-48
Ohio State	W	67-60

**2006-07, Chicago, IL (4th seed)**

Purdue	L	55-74
--------	---	-------

**2007-08, Indianapolis, IN (8th seed)**

Michigan	L	47-55
----------	---	-------

**2008-09, Indianapolis, IN (10th seed)**

Michigan	L	45-73
----------	---	-------

**2009-10, Indianapolis, IN (9th seed)**

Michigan	L	52-59
----------	---	-------

**2010-11, Indianapolis, IN (10th seed)**

Michigan State	L	61-66
----------------	---	-------

**2011-12, Indianapolis, IN (8th seed)**

Illinois	W	64-61
Michigan State	L	75-92

**2012-13, Chicago, IL (6th seed)**

Northwestern	W	73-59
Michigan State	L	56-59

**2013-14, Indianapolis, IN (6th seed)**

Northwestern	L	62-67
--------------	---	-------

**2014-15, Chicago, IL (5th seed)**

Penn State	L	58-67
------------	---	-------

**2015-16, Indianapolis, IN (5th seed)**

Illinois	L	66-68
----------	---	-------

**2016-17, Washington, D.C. (7th seed)**

Indiana	L	73-95
---------	---	-------

**2017-18, New York, NY (12th seed)**

Illinois	W	96-87
Michigan	L	71-77 (OT)

**2018-19, Chicago, IL (6th seed)**

Illinois	W	83-62
Michigan	L	53-74

**2019-20, Indianapolis (canceled due to COVID-19 global pandemic)**

**2020-21 (3rd seed)**

Wisconsin	W	62-57
Illinois	L	71-82

**Cancun Challenge**

**2012-13, Cancun, Mexico**

Western Kentucky	W	63-55
Wichita State	L	63-75

**Cabrillo Classic, San Diego, CA**

**1978-79**

Pennsylvania	W	87-84 (2 OT)
Stanford	W	83-68

**Cayman Islands Classic, Grand Cayman**

**2017-18**

Louisiana	L	71-80
South Dakota State	L	72-80
UAB	W	95-85

**Chaminade Classic, Chaminade, HI**

**1988-89**

Eastern Illinois	W	89-71
Saint Louis	W	83-80
UC-Riverside	L	92-110

**Dale Howard Classic****2011-12, Des Moines, IA**

Creighton L 59-82

**Dayton Classic, Dayton, OH****1979-80**

Mississippi State W 81-62

Dayton W 61-54

**Dixie Classic, Chapel Hill, NC****1956-57**

N.C. State L 70-84

DePaul L 72-73 (OT)

West Virginia W 79-76

**Emerald Coast Classic, Niceville, FL****2016-17**

Virginia L 41-74

Memphis L 92-100

**Far West Classic, Pullman, WA****1958-59**

Wyoming W 82-74

Oregon State L 71-72

**1962-63**

Arizona W 57-56

Oregon W 62-48

Oregon State L 57-64

**1963-64**

Colorado State L 56-61

Louisiana State L 81-92

Washington State W 74-66

**1974-75**

Oregon State L 60-97

Wake Forest L 71-92

Boston College L 81-86

**1985-86**

Tampa W 54-45

Boston University W 76-71

St. Joseph's L 56-60

**Fiesta Classic, Tempe, AZ****1980-81**

Cincinnati W 69-64

Arizona State L 88-96

**Great Alaska Shootout, Anchorage, AK****1986-87**

Alaska-Anchorage W 91-81

North Carolina State W 90-89 (OT)

Northeastern W 103-80

**1995-96**

Ohio University W 78-51

Connecticut W 101-95 (OT)

Duke L 81-88

**Guardians (CBE) Classic****2001-02, Kansas City, MO**

Memphis W 75-71

Missouri L 77-78

**2005-06, Kansas City, MO**

Kentucky W 67-63

Texas L 59-68

**2009-10, Kansas City, MO**

Texas L 60-85

Wichita State L 57-74

**Hawkeye Invitational, Iowa City, IA****1982-83**

Navy W 76-65

Hawai'i W 99-67

**1983-84**

Baylor W 67-44

Oregon State W 56-45

**1984-85**

Boston University W 67-53

Texas Tech W 58-48

**1985-86**

Arkansas State L 62-66

Lehigh W 89-68

**1986-87**

Delaware W 95-47

Loyola-Marymount W 103-80

**1987-88**

Navy W 91-61

UC-Irvine W 124-88

**1988-89**

Brown W 109-61

Georgia W 102-76

**1989-90**

Ohio University W 75-49

Cal-Santa Barbara W 85-79

**1990-91**

Colgate W 80-59

Creighton W 83-77

**1991-92**

Army W 74-39

Louisiana Tech W 84-65

**1992-93**

Texas-Pan American W 85-29

Mississippi State W 69-54

**1993-94**

Lehigh W 104-77

Long Beach State W 101-79

**1994-95**

Pepperdine W 99-63

Ohio University W 91-75

**1995-96**

East Tennessee State W 104-58

Colgate W 79-59

**1996-97**

Grambling State W 93-73

LaSalle W 65-60

**1997-98**

Rice W 81-52

Weber State W 81-56

**1998-99**

South Alabama W 82-58

Detroit Mercy W 61-60

<b>1999-00</b>		
Texas Southern	W	73-51
Ohio University	W	86-66
<b>2000-01</b>		
Tenn.-Chattanooga	W	79-60
Tulsa	W	66-65
<b>2001-02</b>		
Alabama State	W	73-64
Southern Methodist	W	86-69
<b>2002-03</b>		
Montana State	W	65-44
Southern Mississippi	W	65-63
<b>2003-04</b>		
Eastern Washington	W	70-54
Northern Illinois	W	65-57
<b>2004-05</b>		
Centenary	W	88-53
UNC Greensboro	W	83-58
<b>2005-06</b>		
Fairfield	W	75-59
Valparaiso	W	72-59
<b>2006-07</b>		
Texas-Pan American	W	62-46
Coppin State	W	83-67
<b>2007-08</b>		
Louisiana-Monroe	L	67-72 (OT)
Eastern Illinois	W	57-45
<b>Holiday Festival, New York, NY</b>		
<b>1959-60</b>		
St. John's	W	91-84
NYU	W	80-75
Cincinnati	L	83-96
<b>IKON Coaches vs. Cancer Classic, New York City, NY</b>		
<b>1999-00</b>		
Connecticut	W	70-68
Stanford	L	58-72
<b>Kentucky Invitational, Lexington, KY</b>		
<b>1962-63</b>		
Kentucky	L	69-94
Oregon State	L	55-61
<b>Kettle Classic, Houston, TX</b>		
<b>1981-82</b>		
Clemson	W	80-68
Houston	L	52-62
<b>Las Vegas Invitational, Las Vegas, NV</b>		
<b>2008-09, Las Vegas, NV</b>		
West Virginia	L	68-87
Kansas State	W	65-63
<b>Las Vegas Invitational, Las Vegas, NV</b>		
<b>2019-20, Las Vegas, NV</b>		
Texas Tech	W	72-61
San Diego State	L	73-83
<b>Lobo Classic, Albuquerque, NM</b>		
<b>1976-77</b>		
New Mexico	L	83-96
Pittsburgh	W	103-80

<b>Los Angeles Classic, Los Angeles, CA</b>		
<b>1960-61</b>		
California	W	83-80 (4 OTs)
USC	W	70-62
UCLA	W	71-65
<b>1964-65</b>		
USC	W	71-65
Utah	L	88-92
Minnesota	W	76-74
<b>1967-68</b>		
Tennessee	W	64-59 (OT)
Wyoming	L	87-94 (2 OT)
Saint Louis	W	80-77 (OT)
<b>Maui Invitational, Maui, HI</b>		
<b>1987-88</b>		
Stanford	W	78-75
Kansas	W	100-81
Villanova	W	97-74
<b>1996-97</b>		
California	L	59-75
LSU	L	60-70
Chaminade	W	67-37
<b>2004-05</b>		
Louisville	W	76-71
Texas	W	82-80
North Carolina	L	92-106
<b>National Invitation Tournament, Preseason</b>		
<b>1990-91</b>		
Temple (Iowa City, IA)	W	73-71
Notre Dame (South Bend, IN)	L	68-77
<b>National Invitation Tournament, Postseason</b>		
<b>1994-95</b>		
DePaul (Moline, IL)	W	96-87
Ohio University (Iowa City, IA)	W	66-62
Penn State (Iowa City, IA)	L	64-67
<b>1997-98</b>		
Georgia (Iowa City, IA)	L	93-100
<b>2001-02</b>		
LSU (Iowa City, IA)	L	61-63
<b>2002-03</b>		
Valparaiso (Iowa City, IA)	W	62-60
Iowa State (Ames, IA)	W	54-53
Georgia Tech (Iowa City, IA)	L	78-79
<b>2003-04</b>		
Saint Louis (St. Charles, MO)	L	69-70
<b>2011-12</b>		
Dayton (Iowa City, IA)	W	84-75
Oregon (Eugene, OR)	L	97-108
<b>2012-13</b>		
Indiana State (Iowa City, IA)	W	68-52
Stony Brook (Iowa City, IA)	W	75-63
Virginia (Charlottesville, VA)	W	75-64
Maryland (New York, NY)	W	71-60
Baylor (New York, NY)	L	54-74
<b>2016-17</b>		
South Dakota (Iowa City, IA)	W	87-75
TCU (Iowa City, IA)	L	92-94 (OT)

**NCAA Tournament****1954-55, Midwest Region, Evanston, IL**

Penn State	W	82-53
Marquette	W	86-81

**Final Four, Kansas City, MO**

LaSalle	L	73-76
Colorado	L	54-75

**1955-56, Midwest Region, Iowa City, IA**

Morehead State	W	97-83
Kentucky	W	89-77

**Final Four, Evanston, IL**

Temple	W	83-76
San Francisco	L	71-83

**1969-70, Midwest Region, Columbus, OH**

Jacksonville	L	103-104
Notre Dame	W	121-106

**1978-79, Midwest Region, Bloomington, IN (#4 Seed)**

Toledo	L	72-74
--------	---	-------

**1979-80, East Region, Greensboro, NC (#5 Seed)**

VA Commonwealth	W	86-72
N.C. State	W	77-64

**Philadelphia, PA**

Syracuse	W	88-77
Georgetown	W	81-80

**Final Four, Indianapolis, IN**

Louisville	L	72-80
Purdue	L	58-75

**1980-81, Midwest Region, Wichita, KS (#3 Seed)**

Wichita State	L	56-60
---------------	---	-------

**1981-82, West Region, Pullman, WA (#6 Seed)**

Northeast Louisiana	W	70-63
Idaho	L	67-69 (OT)

**1982-83, Midwest Region, Louisville, KY (#7 Seed)**

Utah State	W	64-59
Missouri	W	77-63

**Kansas City, MO**

Villanova	L	54-55
-----------	---	-------

**1984-85, West Region, Salt Lake City, UT (#8 Seed)**

Arkansas	L	54-63
----------	---	-------

**1985-86, Midwest Region, Minneapolis, MN (#11 Seed)**

N.C. State	L	64-66
------------	---	-------

**1986-87, West Region, Tucson, AZ (#2 Seed)**

Santa Clara	W	99-76
UTEP	W	84-82

**Seattle, WA**

Oklahoma	W	93-91 (OT)
UNLV	L	81-84

**1987-88, West Region, Los Angeles, CA (#5 Seed)**

Florida State	W	102-98
UNLV	W	104-86

**Seattle, WA**

Arizona	L	79-99
---------	---	-------

**1988-89, East Region, Providence, RI (#4 Seed)**

Rutgers	W	87-83
N.C. State	L	96-102 (2 OT)

**1990-91, Midwest Region, Minneapolis, MN (#7 Seed)**

East Tennessee State	W	76-73
Duke	L	70-85

**1991-92, East Region, Greensboro, NC (#9 Seed)**

Texas	W	98-92
Duke	L	62-75

**1992-93, Southeast Region, Nashville, TN (#4 Seed)**

Northeast Louisiana	W	82-69
Wake Forest	L	78-84

**1995-96, West Region, Tempe, AZ (#6 Seed)**

George Washington	W	81-79
Arizona	L	73-87

**1996-97, West Region, Salt Lake City, UT (#8 Seed)**

Virginia	W	73-60
Kentucky	L	69-75

**1998-99, West Region, Denver, CO (#5 Seed)**

UAB	W	77-64
Arkansas	W	82-72

**Phoenix, AZ**

Connecticut	L	68-78
-------------	---	-------

**2000-01, East Region, Long Island, NY (#7 Seed)**

Creighton	W	69-56
Kentucky	L	79-92

**2004-05, Austin Region, Indianapolis, IN (#10 seed)**

Cincinnati	L	64-76
------------	---	-------

**2005-06, Atlanta Region, Auburn Hills, MI (#3 seed)**

Northwestern State	L	63-64
--------------------	---	-------

**2013-14, Midwest Region, Dayton, OH (#11 seed)**

Tennessee	L	65-78 (OT)
-----------	---	------------

**2014-15, South Region, Seattle, WA (#7 seed)**

Davidson	W	83-52
Gonzaga	L	68-87

**2015-16, South Region, Brooklyn, NY (#7 seed)**

Temple	W	72-70 (OT)
Villanova	L	68-87

**2018-19, South Region, Columbus, OH (#10 seed)**

Cincinnati	W	79-72
Tennessee	L	77-83 (OT)

**2020-21, West Region, Indianapolis, IN (#2 seed)**

Grand Canyon	W	86-74
Oregon	L	80-95

**Paradise Jam, St. Thomas, Virgin Islands**

Toledo	W	78-65
Alabama	L	60-72

Villanova	L	60-89
-----------	---	-------

**2010-11**

Xavier	L	73-86
Alabama	W	55-47
Long Beach State	L	72-78

**Quaker City Tournament, Philadelphia, PA****1961-62**

Penn State	W	67-48
Pennsylvania	W	72-64
Villanova	L	56-69

**Queen City Tournament, Buffalo, NY**

**1957-58**  
Cornell (NY) W 73-68  
Syracuse W 58-52

**Rainbow Classic, Honolulu, HI**

**1969-70**  
St. John's (NY) L 55-57  
Hawai'i W 111-60

**1975-76**  
Holy Cross W 98-75  
Arizona W 82-80  
USC L 73-81

**1984-85**  
Maryland L 68-70 (OT)  
Cornell (NY) W 59-56 (OT)  
Arkansas W 71-52

**1994-95**  
Duke W 81-71  
Hawai'i W 84-82  
Arkansas L 92-101

**2000-01**  
Detroit W 69-68  
Tennessee L 68-80  
Saint Louis W 68-56

**Rebel Roundup, Las Vegas, NV**

**1977-78**  
Tennessee W 92-86  
UNLV L 84-85

**Rochester Classic, Rochester, NY**

**1982-83**  
James Madison W 47-45  
Seton Hall W 85-63

**San Juan Christmas Shootout, San Juan, Puerto Rico**

**1997-98**  
Puerto Rico-Mayaguez W 96-37  
Southern Mississippi W 82-58  
St. Bonaventure W 81-67

**San Juan Shootout, San Juan, Puerto Rico**

**1992-93**  
American University W 101-47  
Eastern Michigan W 103-66  
Southern Illinois W 90-70

**South Padre Island Invitational**

**2007-08, South Padre Island, TX**  
Bradley L 56-67  
Utah State L 62-75

**Sugar Bowl Tournament, New Orleans, LA**

**1968-69**  
Houston W 95-87  
Duke L 82-85

**Sun Bowl Tournament, El Paso, TX**

**1965-66**  
Arkansas W 77-75  
UTEP L 68-86

**Tampa Tribune Holiday Invitational, Tampa, FL**

**1991-92**  
Butler W 114-92  
South Florida L 78-85

**Winston Tire Classic, Los Angeles, CA**

**1983-84**  
USC W 62-61  
Memphis State W 73-66



*Iowa headlined the inaugural 2017 Cayman Islands Classic in Grand Cayman.*

*The Hawkeyes played in the four-team Las Vegas Invitational, Nov. 28-29, 2019.*



YEAR	PTS-AVG	FG-FGA	PCT	3-PT FG	PCT	FT-FTA	PCT	REB-AVG	PF	AST	TO	BLK	STL
2020-21 Opponents	2595-83.7 2241-72.3	923-1961 815-758	.471 .321	301-780 243-758	.386 .321	448-627 368-507	.715 .726	1231-39.7 1095-35.3	461 589	594 478	294 384	141 115	173 192
2019-20 Opponents	2410-77.7 2241-72.3	842-1868 815-758	.451 .321	244-703 243-758	.347 .321	482-643 368-507	.750 .726	1162-37.5 1095-35.3	496 589	538 478	376 384	120 115	191 192
2018-19 Opponents	2740-78.3 2585-73.9	914-2006 943-2104	.456 .448	285-782 281-866	.364 .324	627-849 418-606	.739 .690	1246-35.6 1217-34.8	565 721	542 545	425 454	112 97	211 230
2017-18 Opponents	2630-79.7 2597-78.7	946-1975 953-2061	.479 .462	252-672 284-755	.375 .376	486-699 407-579	.695 .703	1258-38.1 1092-33.1	551 646	602 537	441 365	134 97	172 232
2016-17 Opponents	2738-80.5 2654-78.1	964-2122 976-2195	.454 .445	300-791 289-603	.379 .685	510-741 413-603	.688 .685	1305-38.4 1302-38.3	610 673	602 587	472 486	130 117	252 265
2015-16 Opponents	2561-77.6 2287-69.3	906-2027 850-2021	.447 .421	269-719 242-772	.374 .313	480-669 345-505	.717 .683	1257-38.1 1229-37.2	538 644	523 454	339 432	156 99	223 176
2014-15 Opponents	2372-69.8 2119-62.3	821-1905 754-1903	.431 .396	192-576 227-696	.333 .326	538-723 384-553	.744 .694	1274-37.5 1136-33.4	536 607	482 411	377 417	158 121	218 200
2013-14 Opponents	2689-81.5 2321-70.3	919-1984 804-1938	.463 .415	191-546 229-722	.350 .317	660-898 484-686	.735 .706	1331-40.3 1101-33.4	603 717	532 423	371 439	164 112	234 209
2012-13 Opponents	2665-70.1 2388-62.8	903-2156 850-2168	.419 .392	204-668 212-719	.305 .295	655-896 476-675	.731 .705	1484-39.1 1307-34.4	648 742	573 440	476 500	183 159	263 264
2011-12 Opponents	2555-73.0 2537-72.5	902-1984 910-1993	.455 .457	201-539 244-707	.373 .345	550-763 473-648	.721 .730	1205-34.4 1193-34.1	590 651	521 515	433 473	119 111	262 193
2010-11 Opponents	2084-67.2 2110-68.1	766-1743 768-1749	.439 .439	146-465 212-639	.314 .332	406-601 362-489	.676 .740	1985-35.0 1045-33.7	512 551	423 466	447 445	89 106	208 215
2009-10 Opponents	1937-60.5 2112-66.0	675-1629 778-1696	.414 .459	239-753 196-574	.317 .341	348-503 360-505	.692 .713	1023-32.0 1019-31.8	507 524	394 439	440 349	64 109	134 214
2008-09 Opponents	1927-60.2 1908-59.6	650-1469 682-1570	.442 .434	258-709 199-563	.364 .353	369-496 345-503	.744 .686	928-29.0 943-29.5	537 540	375 384	401 355	68 84	152 171
2007-08 Opponents	1794-56.1 1857-58.0	616-1455 661-1635	.423 .404	222-640 196-591	.347 .332	340-524 339-496	.649 .683	1039-32.5 974-30.4	534 555	393 400	504 368	101 76	140 242
2006-07 Opponents	2121-68.4 2035-65.6	739-1684 737-1673	.439 .441	195-540 204-573	.361 .356	448-602 357-552	.744 .647	1027-33.1 1057-34.1	562 573	451 432	417 468	102 100	211 187
2005-06 Opponents	2254-66.3 2003-58.9	781-1811 732-1924	.431 .380	191-570 210-661	.335 .318	501-706 329-507	.710 .649	1285-37.8 1168-34.4	517 646	502 429	506 499	167 102	225 257
2004-05 Opponents	2407-72.9 2221-67.3	841-1831 791-1886	.459 .419	210-558 209-599	.376 .349	515-745 430-646	.691 .666	1198-36.3 1153-34.9	618 648	501 462	476 497	174 106	247 228
2003-04 Opponents	2071-71.4 1998-68.9	708-1538 699-1720	.460 .406	164-449 203-606	.365 .335	491-731 491-731	.672 .672	1099-37.9 993-34.2	541 632	440 447	472 396	132 97	208 212
2002-03 Opponents	2141-69.1 2060-66.5	746-1656 754-1785	.450 .422	146-503 207-644	.290 .321	503-703 345-506	.716 .682	1115-36.0 1016-32.8	553 632	447 451	471 421	127 117	207 229
2001-02 Opponents	2541-72.6 2384-68.1	872-1910 808-1913	.457 .422	208-552 234-693	.377 .338	589-850 534-751	.693 .711	1295-37.0 1105-31.6	701 733	508 468	540 512	120 114	253 252
2000-01 Opponents	2593-74.1 2469-70.5	815-1895 832-1912	.430 .435	210-573 223-658	.366 .339	753-1068 582-844	.705 .690	1351-38.6 1118-31.9	783 846	474 497	520 486	83 143	191 222
1999-00 Opponents	2064-68.8 2149-71.6	700-1711 728-1618	.409 .450	187-540 164-492	.346 .333	477-706 529-763	.676 .693	1043-34.8 1112-37.1	678 642	388 445	424 473	55 99	206 200
1998-99 Opponents	2217-73.9 2099-70.0	741-1602 749-1658	.463 .452	188-504 218-579	.373 .377	547-780 383-561	.701 .683	1047-34.9 934-31.1	544 650	455 465	532 529	80 77	268 258
1997-98 Opponents	2486-80.2 2091-67.5	878-1828 776-1805	.480 .430	218-543 204-603	.401 .338	512-721 335-512	.710 .654	1186-38.3 1010-32.6	498 645	566 453	514 555	114 105	315 258
1996-97 Opponents	2314-72.3 2038-63.7	813-1711 747-1787	.475 .418	184-464 219-605	.397 .362	504-719 325-506	.701 .642	1231-38.5 917-28.7	498 629	469 453	499 447	130 114	241 255
1995-96 Opponents	2548-79.6 2172-67.9	898-1871 794-1881	.480 .422	195-585 214-661	.333 .324	557-777 370-579	.717 .639	1296-40.5 1006-31.4	571 669	567 476	525 539	84 94	284 229
1994-95 Opponents	2757-83.6 2460-74.6	935-2034 936-1961	.460 .477	274-743 203-595	.369 .341	613-865 385-571	.709 .674	1213-36.8 1148-34.8	587 707	555 571	492 653	95 129	365 233
1993-94 Opponents	2254-83.5 2207-81.7	781-1754 839-1750	.445 .479	164-510 203-524	.322 .387	528-807 326-469	.654 .695	1118-41.4 992-36.7	477 640	477 538	495 521	76 115	303 247
1992-93 Opponents	2507-78.3 2093-65.4	886-1876 795-1930	.472 .412	103-323 183-534	.319 .343	632-897 320-491	.705 .652	1370-42.8 1015-31.7	498 690	456 460	489 513	165 99	306 264
1991-92 Opponents	2433-81.1 2161-72.0	858-1795 826-1908	.478 .433	105-350 187-525	.300 .356	612-857 322-491	.714 .656	1159-38.6 1079-36.0	494 677	475 461	460 537	161 102	276 224



# YEAR-BY-YEAR STATISTICS

YEAR	PTS-AVG	FG-FGA	PCT	3-PT FG	PCT	FT-FTA	PCT	REB-AVG	PF	AST	TO	BLK	STL
1990-91	2457-76.8	867-1811	.479	134-330	.406	588-891	.660	1169-36.5	568	461	548	146	262
Opponents	2308-72.1	862-1890	.456	200-534	.375	384-576	.666	1083-33.8	720	536	583	95	249
1989-90	2112-75.4	746-1629	.458	89-312	.285	531-813	.653	1112-39.7	572	407	508	120	227
Opponents	2240-80.1	834-1738	.480	184-438	.420	392-589	.666	969-34.6	662	548	447	88	241
1988-89	2957-89.6	1092-2112	.517	126-357	.353	647-919	.704	1367-41.4	608	574	519	93	274
Opponents	2681-81.2	1041-2177	.478	201-502	.400	398-595	.669	1050-31.8	749	584	523	103	263
1987-88	3181-93.6	1141-2160	.528	188-453	.415	711-996	.714	1317-38.7	621	600	514	48	329
Opponents	2769-81.4	1114-2229	.500	189-478	.395	352-538	.654	1080-31.8	793	611	588	99	209
1986-87	3055-87.3	1140-2194	.520	147-382	.385	628-929	.676	1508-43.1	636	581	522	97	229
Opponents	2604-74.4	1005-2265	.444	192-501	.383	402-598	.672	1104-31.5	803	565	521	100	231
1985-86	2355-73.6	955-1874	.510	----	----	445-646	.689	1121-35.0	637	551	476	78	271
Opponents	2102-65.7	825-1792	.460	----	----	452-641	.705	1022-31.9	588	447	543	78	219
1984-85	2246-70.2	895-1856	.482	----	----	455-678	.671	1325-41.4	563	600	443	123	289
Opponents	1881-58.8	767-1826	.420	----	----	346-508	.681	1080-33.8	647	396	470	61	223
1983-84	1648-58.9	658-1425	.462	----	----	332-505	.657	959-34.3	475	389	407	104	202
Opponents	1605-57.3	650-1410	.465	----	----	305-445	.685	881-31.5	507	370	412	61	210
1982-83	2161-69.7	840-1775	.473	44-105	.419	437-649	.673	1121-36.2	524	497	354	152	210
Opponents	1939-62.5	782-1721	.454	35-92	.380	340-492	.691	1117-36.0	605	409	453	86	163
1981-82	1896-65.4	743-1568	.474	----	----	410-607	.675	1061-36.6	515	445	379	82	193
Opponents	1688-58.2	668-1525	.438	----	----	352-499	.705	965-33.3	566	319	426	80	160
1980-81	2095-74.8	829-1760	.471	----	----	437-607	.720	1153-41.2	526	457	397	45	200
Opponents	1802-64.4	733-1594	.460	----	----	336-514	.654	987-35.3	588	383	456	101	178
1979-80	2409-73.0	942-1922	.490	----	----	525-744	.706	1215-36.8	579	519	436	75	203
Opponents	2164-65.6	885-1885	.469	----	----	394-559	.705	1149-34.8	689	482	540	131	180
1978-79	2168-77.4	834-1760	.474	----	----	500-682	.733	1106-39.5	589	422	N/A	N/A	N/A
Opponents	1863-66.5	740-1672	.443	----	----	383-570	.672	1121-40.0	630	356	N/A	N/A	N/A
1977-78	2007-74.3	794-1718	.462	----	----	419-612	.685	1146-42.4	566	414	N/A	N/A	N/A
Opponents	1982-73.4	789-1712	.461	----	----	404-606	.667	1096-40.6	601	392	N/A	N/A	N/A
1976-77	2172-80.4	818-1864	.439	----	----	536-732	.732	1262-46.7	596	418	N/A	N/A	N/A
Opponents	2034-75.3	792-1841	.430	----	----	450-608	.740	1187-44.0	647	344	N/A	N/A	N/A
1975-76	2391-82.4	992-2017	.492	----	----	407-607	.670	1240-42.8	578	568	N/A	N/A	N/A
Opponents	2305-79.5	940-1938	.485	----	----	425-568	.748	1126-38.8	610	446	N/A	N/A	N/A
1974-75	1898-73.0	787-1854	.425	----	----	324-519	.624	1204-46.3	523	339	N/A	N/A	N/A
Opponents	2096-80.6	865-1869	.463	----	----	366-522	.701	1218-46.9	538	381	N/A	N/A	N/A
1973-74	1754-73.1	740-1653	.448	----	----	372-530	.631	999-41.7	531	N/A	N/A	N/A	N/A
Opponents	1948-81.2	788-1655	.476	----	----	372-530	.702	1099-45.8	476	N/A	N/A	N/A	N/A
1972-73	1860-77.5	773-1736	.445	----	----	314-476	.660	1186-49.4	466	N/A	N/A	N/A	N/A
Opponents	1730-72.1	699-1575	.417	----	----	332-474	.700	1057-44.0	462	N/A	N/A	N/A	N/A
1971-72	1936-80.7	766-1685	.455	----	----	404-576	.701	1162-48.4	503	N/A	N/A	N/A	N/A
Opponents	1920-80.0	721-1658	.435	----	----	478-684	.699	1072-44.7	442	N/A	N/A	N/A	N/A
1970-71	1948-81.2	760-1735	.438	----	----	428-573	.747	1063-44.3	502	N/A	N/A	N/A	N/A
Opponents	1987-82.8	754-1595	.473	----	----	479-696	.688	1115-46.5	432	N/A	N/A	N/A	N/A
1969-70	2467-98.7	959-1834	.523	----	----	549-704	.780	1102-44.1	482	N/A	N/A	N/A	N/A
Opponents	2176-87.0	860-1811	.474	----	----	456-633	.720	1056-42.4	522	N/A	N/A	N/A	N/A
1968-69	2025-84.4	726-1547	.470	----	----	573-743	.771	1058-44.1	467	N/A	N/A	N/A	N/A
Opponents	1918-79.9	747-1624	.460	----	----	424-620	.684	1006-41.2	529	N/A	N/A	N/A	N/A
1967-68	1879-75.1	691-1630	.423	----	----	497-689	.721	906-36.2	492	N/A	N/A	N/A	N/A
Opponents	1797-71.5	690-1636	.421	----	----	417-626	.666	956-38.2	519	N/A	N/A	N/A	N/A
1966-67	1956-81.5	726-1577	.460	----	----	504-683	.737	901-37.5	451	N/A	N/A	N/A	N/A
Opponents	1846-76.9	736-1611	.457	----	----	374-555	.674	876-36.5	513	N/A	N/A	N/A	N/A
1965-66	1980-82.5	762-1689	.451	----	----	456-644	.708	1044-43.5	505	N/A	N/A	N/A	N/A
Opponents	1790-74.6	672-1478	.455	----	----	446-644	.692	920-38.3	514	N/A	N/A	N/A	N/A
1964-65	2010-83.7	757-1675	.452	----	----	496-721	.688	911-38.0	528	N/A	N/A	N/A	N/A
Opponents	1797-74.8	685-1486	.467	----	----	427-661	.646	799-33.3	522	N/A	N/A	N/A	N/A
1963-64	1698-73.7	633-1677	.377	----	----	432-643	.672	922-40.1	521	N/A	N/A	N/A	N/A
Opponents	1858-80.7	704-1672	.421	----	----	450-669	.673	1025-44.6	528	N/A	N/A	N/A	N/A
1962-63	1577-65.7	591-1563	.378	----	----	395-599	.658	832-34.7	452	N/A	N/A	N/A	N/A
Opponents	1688-70.3	655-1514	.432	----	----	378-580	.651	1035-43.1	478	N/A	N/A	N/A	N/A
1961-62	1687-70.3	636-1553	.409	----	----	415-639	.649	919-38.3	476	N/A	N/A	N/A	N/A
Opponents	1619-67.4	591-1483	.389	----	----	437-629	.694	910-37.9	481	N/A	N/A	N/A	N/A



YEAR	PTS-AVG	FG-FGA	PCT	3-PT FG	PCT	FT-FTA	PCT	REB-AVG	PF	AST	TO	BLK	STL
1960-61 Opponents	1701-70.9 1552-64.6	652-1523 593-1557	.428 .380	----	----	397-620 366-533	.640 .686	978-40.8 865-36.0	413 456	N/A N/A	N/A N/A	N/A N/A	N/A N/A
1959-60 Opponents	1753-73.0 1704-71.0	681-1644 554-1560	.414 .355	----	----	391-582 396-559	.671 .704	957-39.9 744-31.0	454 482	N/A N/A	N/A N/A	N/A N/A	N/A N/A
1958-59 Opponents	1521-76.1 1529-76.5	573-1510 598-1547	.379 .386	----	----	375-548 343-495	.684 .692	941-47.1 902-45.1	354 405	N/A N/A	N/A N/A	N/A N/A	N/A N/A
1957-58 Opponents	1622-73.7 1608-73.1	623-1619 629-1637	.385 .384	----	----	376-568 350-531	.662 .659	885-40.2 880-40.0	350 427	N/A N/A	N/A N/A	N/A N/A	N/A N/A
1956-57 Opponents	1532-69.6 1578-71.7	592-1622 587-1541	.365 .381	----	----	348-605 404-606	.575 .666	787-35.8 817-37.1	409 425	N/A N/A	N/A N/A	N/A N/A	N/A N/A
1955-56 Opponents	2020-77.7 1818-69.9	731-1903 679-1852	.384 .367	----	----	558-824 460-763	.684 .603	1196-54.4 1151-52.3	478 491	N/A N/A	N/A N/A	N/A N/A	N/A N/A
1954-55 Opponents	1776-80.7 1579-70.8	648-1662 537-1593	.389 .336	----	----	480-742 505-786	.646 .642	N/A N/A	460 454	N/A N/A	N/A N/A	N/A N/A	N/A N/A
1953-54 Opponents	1559-70.8 1415-64.3	538-1435 478-1411	.375 .338	----	----	483-768 459-723	.629 .635	N/A N/A	490 502	N/A N/A	N/A N/A	N/A N/A	N/A N/A
1952-53 Opponents	1535-69.8 1503-68.3	523-1602 548-1654	.325 .331	----	----	513-813 407-658	.631 .633	N/A N/A	433 530	N/A N/A	N/A N/A	N/A N/A	N/A N/A
1951-52 Opponents	1535-69.8 1358-61.7	566-1663 532-1672	.340 .318	----	----	403-609 294-503	.662 .584	N/A N/A	439 567	N/A N/A	N/A N/A	N/A N/A	N/A N/A
1950-51 Opponents	1430-65.0 1310-59.6	536-1728 503-1598	.310 .315	----	----	242-358 206-304	.597 .596	1134-51.6 782-35.6	459 525	N/A N/A	N/A N/A	N/A N/A	N/A N/A
1949-50 Opponents	1410-64.1 1290-58.6	534-1736 490-1619	.308 .303	----	----	231-342 195-310	.597 .614	N/A N/A	406 447	N/A N/A	N/A N/A	N/A N/A	N/A N/A
1948-49 Opponents	1102-55.1 1098-54.9	404-1638 403-1504	.246 .268	----	----	202-292 186-294	.612 .581	N/A N/A	430 422	N/A N/A	N/A N/A	N/A N/A	N/A N/A
1947-48 Opponents	1082-57.0 902-47.4	407-1470 330-1359	.277 .243	----	----	180-268 178-242	.671 .735	N/A N/A	378 400	N/A N/A	N/A N/A	N/A N/A	N/A N/A
1946-47 Opponents	1080-56.8 903-47.5	410- N/A N/A- N/A	N/A N/A	----	----	178-260 N/A	.684 N/A	N/A N/A	N/A N/A	N/A N/A	N/A N/A	N/A N/A	N/A N/A
1945-46 Opponents	1034-57.4 749-41.6	390- N/A 270- N/A	N/A N/A	----	----	200-254 171-209	.787 .818	N/A N/A	334 367	N/A N/A	N/A N/A	N/A N/A	N/A N/A
1944-45 Opponents	1030-57.2 706-39.2	408- N/A 274- N/A	N/A N/A	----	----	150-214 136-159	.700 .855	N/A N/A	251 309	N/A N/A	N/A N/A	N/A N/A	N/A N/A
1943-44 Opponents	951-52.8 695-38.6	392- N/A 285- N/A	N/A N/A	----	----	132-167 114-125	.790 .912	N/A N/A	219 224	N/A N/A	N/A N/A	N/A N/A	N/A N/A
1942-43 Opponents	807-47.4 802-47.1	305- N/A 330- N/A	N/A N/A	----	----	97-197 123-142	.492 .866	N/A N/A	231 230	N/A N/A	N/A N/A	N/A N/A	N/A N/A
1941-42 Opponents	942-47.1 862-43.1	367- N/A 342- N/A	N/A N/A	----	----	100-208 132-178	.480 .741	N/A N/A	261 254	N/A N/A	N/A N/A	N/A N/A	N/A N/A
1940-41 Opponents	886-44.3 786-39.3	344- N/A 296- N/A	N/A N/A	----	----	149-198 131-194	.752 .675	N/A N/A	285 285	N/A N/A	N/A N/A	N/A N/A	N/A N/A
1939-40 Opponents	753-35.9 789-37.8	294- N/A 302- N/A	N/A N/A	----	----	145-165 127-185	.879 .686	N/A N/A	278 292	N/A N/A	N/A N/A	N/A N/A	N/A N/A
1938-39 Opponents	674-35.5 694-36.5	247- N/A 272- N/A	N/A N/A	----	----	101-180 122-140	.561 .871	N/A N/A	232 236	N/A N/A	N/A N/A	N/A N/A	N/A N/A
1937-38 Opponents	743-35.4 732-34.9	286- N/A 275- N/A	N/A N/A	----	----	122-171 143-182	.713 .786	N/A N/A	280 243	N/A N/A	N/A N/A	N/A N/A	N/A N/A
1936-37 Opponents	689-34.5 677-33.9	254- N/A 252- N/A	N/A N/A	----	----	121-181 144-173	.669 .832	N/A N/A	252 227	N/A N/A	N/A N/A	N/A N/A	N/A N/A
1935-36 Opponents	590-31.0 600-31.5	218- N/A 222- N/A	N/A N/A	----	----	124-154 128-156	.805 .821	N/A N/A	240 225	N/A N/A	N/A N/A	N/A N/A	N/A N/A
1934-35 Opponents	638-33.6 623-32.8	242- N/A 251- N/A	N/A N/A	----	----	122-154 112-121	.792 .926	N/A N/A	202 234	N/A N/A	N/A N/A	N/A N/A	N/A N/A
1933-34 Opponents	681-35.8 539-28.3	262- N/A 200- N/A	N/A N/A	----	----	93-157 55-139	.592 .396	N/A N/A	205 199	N/A N/A	N/A N/A	N/A N/A	N/A N/A

Season Team totals not available prior to 1934; Three-Point Field Goals were established in 1982-83, then discontinued until 1986-87  
N/A = Not Available

**1954-55 (19-7 OVERALL, 11-3 BIG TEN)**

This years team won the Big Ten Championship and was Iowa's first NCAA Tournament squad that won an outright conference title (11-3) before finishing fourth in the national tournament. Coach Bucky O'Connor's team became the first in Iowa history to average more than 80 points per game. Bill Logan led the Hawkeyes in scoring (15.9) and rebounding (11.0).

Henry Berry	Jr.	Chicago, Ill.
Carl Cain	Jr.	Freeport, Ill.
Tom Choules	Jr.	Idaho Falls, Idaho
Carter Crookham	So.	Oskaloosa, Iowa
McKinley Davis	Sr.	Freeport, Ill.
Douglas Duncan	Sr.	Salt Lake City, Utah
Robert George	Jr.	Deerfield, Ill.
Lester Hawthorne	Jr.	Saybrook, Ill.
Roy Johnson	Jr.	Homewood, Ill.
John Liston	So.	Knoxville, Ill.
William Logan	Jr.	Keokuk, Iowa
Augie Martel	So.	Moline, Ill.
Jerry Reichow	Jr.	Decorah, Iowa
Jerry Ridley	Sr.	Riverside, Ill.
Richard Ritter	Jr.	Grinnell, Iowa
Milton Scheuerman	Jr.	Rock Island, Ill.
William Schoof	Jr.	Homewood, Ill.
William Seaberg	Jr.	Moline, Ill.
Frank Sebolt	So.	Davenport, Iowa

**Head Coach:** Frank 'Bucky' O'Connor

**1955-56 (20-6 OVERALL, 13-1 BIG TEN)**

The "Fabulous Five" -- Carl Cain, Bill Logan, Sharm Scheuerman, Bill Schoof and Bill Seaberg -- were NCAA runners-up, dropping an 83-71 decision to No. 1-ranked San Francisco. Iowa lost its Big Ten opener before winning 13 consecutive games to take a second straight conference title. Cain was a first team All-American and Logan led the team in scoring and rebounding.

Carl Cain	Sr.	Freeport, Ill.
Carter Crookham	Jr.	Oskaloosa, Iowa
Bob George	Sr.	Deerfield, Ill.
Les Hawthorne	Sr.	Saybrook, Ill.
Bill Logan	Sr.	Keokuk, Iowa
Augie Martel	Jr.	Moline, Ill.
Jim McConnell	So.	Des Moines, Iowa
Norman Paul	So.	Clarence, Iowa
Tom Payne	So.	Quincy, Ill.
Gene Pitts	So.	Chicago, Ill.
Milton Scheuerman	Sr.	Rock Island, Ill.
Bill Schoof	Sr.	Homewood, Ill.
Greg Schroeder	So.	Muscatine, Ill.
Bill Seaberg	Sr.	Moline, Ill.
Frank Sebolt	Jr.	Davenport, Iowa

**Head Coach:** Frank 'Bucky' O'Connor

**1979-80 (23-10 OVERALL, 10-8 BIG TEN)**

This Iowa squad did not win the Big Ten title, but the 1979-80 Hawkeyes recovered from a rash of midseason injuries to become the third Iowa team to reach the NCAA Final Four. All-American Ronnie Lester averaged 14.7 points per game, despite missing 16 games with a knee injury.

Mike Arens	Sr.	Chicago, Ill. (Highland Park)
Kenny Arnold	So.	Chicago, Ill. (Calumet)
Greg Boyle	Jr.	Mundelein, Ill. (Mundelein)
Kevin Boyle	So.	Chicago, Ill. (St. Laurence)
Vince Brookins	Jr.	Cleveland, Ohio (Collinwood)
Jon Darsee	So.	West Des Moines, Iowa (Valley)
Mark Gannon	Fr.	Iowa City, Iowa (Regina)
Bob Hansen	Fr.	Des Moines, Iowa (Dowling)
Mike Heller	Fr.	St. Paul, Minn. (St. Thomas)
Mike Henry	Jr.	Elgin, Ill. (Larkin)
Steve Krafcisin	Jr.	Chicago, Ill. (St. Laurence)
Ronnie Lester	Sr.	Chicago, Ill. (Dunbar)
Randy Norton	So.	Iowa City, Iowa (Regina)
Steve Waite	Jr.	Iowa City, Iowa (West)

**Head Coach:** Lute Olson

**Assistant Coach:** Jim Rosborough

**Assistant Coach:** Tony McAndrews

**Assistant Coach:** Ken Burmeister

**1922-23 (13-2 OVERALL, 11-1 BIG TEN)**

The 1922-23 team won the school's first-ever Big Ten title, with 11 victories in 12 league contests. A 23-21 loss at Indiana in the regular-season finale allowed Wisconsin (whom the Hawkeyes did not play) to tie for the title. Hector Janse became the first Hawkeye sophomore to make the All-Western Conference Team.

Paul Barton  
Robert Burgitt  
Clarence Duhm  
Wayland Hicks  
Jack Funk  
Hector Janse  
James Laude  
Richard McGovney  
Ed Voltmer  
Bill Swenson

**Head Coach:** Sam Barry

**1925-26 (12-5 OVERALL, 8-4 BIG TEN)**

Coach Sam Barry took a Hawkeye squad that was picked for last in the Big Ten and guided it to a four-way share of the league title. After a 2-4 start, the Big Ten's top defensive team (21.4 point average) won a then-conference record six straight games. Captain Charles McConnell was an all-league selection.

Amstrong  
Gamble  
Pops Harrison  
Ralph Hogan  
Keel  
Fred Lawson  
Charles McConnell  
Harold Miller  
Gordon Phillips  
Smith  
Swenson  
George VanDeusen

**Head Coach:** Sam Barry

**1944-45 (17-1 OVERALL, 11-1 BIG TEN)**

Iowa's 1944-45 squad, under the direction of Pops Harrison, won the school's first outright conference basketball championship. Brothers Herb and Clayton Wilkinson were first team all-conference selections. Herb Wilkinson and Dick Ives (the top scorer at 12.1 per game) combined to make five All-America teams.

Robert Beckham	Fr.	Sperry, Iowa
LaVerne Bruns	Fr.	Denver, Iowa
Leo Cabalka	So.	Cedar Rapids, Iowa
Robert Cole	Jr.	Galesburg, Ill.
Richard Culberson	Jr.	Iowa City, Iowa
James Graham	Fr.	Springville, Iowa
Richard Ives	So.	Diagonal, Iowa
Edwin Marsh	Fr.	Cedar Falls, Iowa
Robert Marshall	Jr.	Atlantic, Iowa
Allen McCord	So.	Davenport, Iowa
Russell McLoughlin	Fr.	Audobon, Iowa
Robert Miller	Fr.	Mason City, Iowa
Bud Paulsen	Fr.	Bennett, Iowa
Ned Postels	Jr.	Mankato, Minn.
Sherwin Sankey	Fr.	Ute, Iowa
Donald Schnepf	Jr.	Alvord, Iowa
Clinton Schryver	Fr.	Laurens, Iowa
Robert Schulze	Fr.	Davenport, Iowa
Dean Selken	Fr.	Vinton, Iowa
Jack Spencer	So.	Davenport, Iowa
Stanley Straatsma	Fr.	Sioux Center, Iowa
Robert Swisher	Fr.	Leon, Iowa

**Head Coach:** Lawrence 'Pops' Harrison

**1954-55 (19-7 OVERALL, 11-3 BIG TEN)**

This year's team won the Big Ten Championship and was Iowa's first NCAA Tournament squad that won an outright conference title (11-3) before finishing fourth in the national tournament. Coach Bucky O'Connor's team became the first in Iowa history to average more than 80 points per game. Bill Logan led the Hawkeyes in scoring (15.9) and rebounding (11.0).

Henry Berry	Jr.	Chicago, Ill.
Carl Cain	Jr.	Freeport, Ill.
Tom Choules	Jr.	Idaho Falls, Idaho
Carter Crookham	So.	Oskaloosa, Iowa
McKinley Davis	Sr.	Freeport, Ill.
Douglas Duncan	Sr.	Salt Lake City, Utah
Robert George	Jr.	Deerfield, Ill.
Lester Hawthorne	Jr.	Saybrook, Ill.
Roy Johnson	Jr.	Homewood, Ill.
John Liston	So.	Knoxville, Ill.
William Logan	Jr.	Keokuk, Iowa
Augie Martel	So.	Moline, Ill.
Jerry Reichow	Jr.	Decorah, Iowa
Jerry Ridley	Sr.	Riverside, Ill.
Richard Ritter	Jr.	Grinnell, Iowa
Milton Scheuerman	Jr.	Rock Island, Ill.
William Schoof	Jr.	Homewood, Ill.
William Seaberg	Jr.	Moline, Ill.
Frank Sebolt	So.	Davenport, Iowa

**Head Coach:** Frank 'Bucky' O'Connor

**1955-56 (20-6 OVERALL, 13-1 BIG TEN)**

The "Fabulous Five" -- Carl Cain, Bill Logan, Sharm Scheuerman, Bill Schoof and Bill Seaberg -- were NCAA runners-up, dropping an 83-71 decision to No. 1-ranked San Francisco. Iowa lost its Big Ten opener before winning 13 consecutive games to take a second straight conference title. Cain was a first team All-American and Logan led the team in scoring and rebounding.

Carl Cain	Sr.	Freeport, Ill.
Carter Crookham	Jr.	Oskaloosa, Iowa
Bob George	Sr.	Deerfield, Ill.
Les Hawthorne	Sr.	Saybrook, Ill.
Bill Logan	Sr.	Keokuk, Iowa
Augie Martel	Jr.	Moline, Ill.
Jim McConnell	So.	Des Moines, Iowa
Norman Paul	So.	Clarence, Iowa
Tom Payne	So.	Quincy, Ill.
Gene Pitts	So.	Chicago, Ill.
Milton Scheuerman	Sr.	Rock Island, Ill.
Bill Schoof	Sr.	Homewood, Ill.
Greg Schroeder	So.	Muscatine, Ill.
Bill Seaberg	Sr.	Moline, Ill.
Frank Sebolt	Jr.	Davenport, Iowa

**Head Coach:** Frank 'Bucky' O'Connor

**1967-68 (16-9 OVERALL, 10-4 BIG TEN)**


The 1967-68 team shared the Big Ten title with Ohio State after winning six of its first eight league battles. Coach Ralph Miller's team led the Big Ten race before dropping its final conference game to Michigan (72-71). All-American Sam Williams (25.3 points and 10.3 rebounds per game) was named Big Ten Most Valuable Player.

Dick Agnew	Jr.	San Bernardino, Calif.
Frank Nelson	So.	Sioux City East, Iowa
Huston Breedlove	Sr.	Akron, Ohio
Chad Calabria	So.	Aliquippa, Pa.
Jim Hodge	So.	Danvers, Ill.
Dick Jensen	So.	Madrid, Iowa
Ron Norman	Sr.	Freeport, Ill.
Rolly McGrath	Sr.	Topeka, Kan.
Chris Philips	So.	Sac City, Iowa
Tom Schulze	So.	Des Moines, Iowa
Glenn Vidnovic	So.	McKeesport, Pa.
Dave White	Jr.	Arlington Heights, Ill.
Sam Williams	Sr.	Detroit, Mich.

**Head Coach:** Ralph Miller

**Assistant Coach:** Dick Schultz

**Assistant Coach:** Lanny Van Eman



Iowa's 1969-70 team ran its way to a perfect 14-0 league mark and set many scoring records. The 1969-70 Hawkeyes, who won 17 of their last 18 games, are still the highest scoring team in Big Ten history (102.9 points per game).

**1969-70 (20-5 OVERALL, 14-0 BIG TEN)**

The Iowa "Six Pack" ran its way to a perfect 14-0 league mark and set many scoring records. The 1969-70 Hawkeyes, who won 17 of their last 18 games, are still the highest scoring team in Big Ten history (102.9 points per game). Iowa eclipsed the century mark 12 times. Four players averaged over 17 points, led by John Johnson (27.6).

Fred Brown	Jr.	Milwaukee, Wis.
Chad Calabria	Sr.	Aliquippa, Pa.
George Conway	Jr.	Miami, Fla.
Ken Grabinski	So.	Clear Lake, Iowa
Omar Hazley	Jr.	Kansas City, Mo.
Jim Hodge	Sr.	Danvers, Ill.
Tom Hover	So.	Aurora, Ill.
Dick Jensen	Sr.	Madrid, Iowa
John Johnson	Sr.	Milwaukee, Wis.
Gary Lusk	So.	Madison, Ill.
Ben McGilmer	Sr.	Detroit, Mich.
Tom Miller	Jr.	Lawrence, Kan.
Joe Miranda	Jr.	Miami, Fla.
Lynn Rowat	So.	Des Moines, Iowa
Tom Schulze	Sr.	Des Moines, Iowa
Glenn Vidnovic	Sr.	McKeensport, Pa.

**Head Coach:** Ralph Miller  
**Assistant Coach:** Dick Schultz  
**Assistant Coach:** Lanny Van Eman

**1978-79 (20-8 OVERALL, 13-5 BIG TEN)**

Lute Olson's lone Big Ten championship squad tied for the title with Purdue and NCAA champion Michigan State. Ronnie Lester, the leading scorer (18.7 points per game), was All-Big Ten and All-American. The 20 wins tied an Iowa season record and the 13 league victories still rank second in Hawkeye history.

Kenny Arnold	Fr.	Chicago, Ill. (Calumet)
Greg Boyle	So.	Mundelein, Ill. (Mundelein)
Kevin Boyle	Fr.	Chicago, Ill. (St. Laurence)
Vincent Brookins	So.	Cleveland, Ohio (Collinwood)
Clay Hargrave	Sr.	Iowa City, Iowa (City)
Mike Henry	So.	Elgin, Ill. (Larkin)
Steve Krafcsin	So.	Chicago, Ill. (St. Laurence)
Ronnie Lester	Jr.	Chicago, Ill. (Dunbar)
William Mayfield	Sr.	Detroit, Mich. (Cass Tech)
Tom Norman	Sr.	Freeport, Ill. (Freeport)
Randy Norton	Fr.	Iowa City, Iowa (Regina)
Dick Peth	Sr.	Tomah, Wis. (Tomah)
Kirk Speraw	Sr.	Sioux City, Iowa (North)
Steve Waite	So.	Iowa City, Iowa (West)

**Head Coach:** Lute Olson  
**Assistant Coach:** Jim Rosborough  
**Assistant Coach:** Tony McAndrews  
**Assistant Coach:** Johnnie Butler

**2000-01 (23-12 OVERALL, 7-9 BIG TEN)**

Steve Alford's second Iowa team won four games in four days to claim the 2001 Big Ten Tournament championship at the United Center in Chicago. Reggie Evans was named Most Outstanding Player after averaging 16 points and 12.8 rebounds. Freshman Brody Boyd led Iowa with 22 points in the 63-61 championship game win over Indiana. Evans earned honorable mention All-American honors after leading the nation in rebounding, free throws, free throw attempts, scoring, rebounding and double-doubles.

Brody Boyd	Fr.	Dugger, Ind. (Union)
Reggie Evans	Jr.	Pensacola, Fla. (Coffeyville, Kan., CC)
Joe Fermino	Sr.	Hyde Park, Mass. (Barton County CC)
Kyle Galloway	Sr.	Sioux City, Iowa (Sioux City West)
Duez Henderson	Jr.	Detroit, Mich. (River Lounge)
Ryan Hogan	Jr.	Deerfield, Ill. (Deerfield/Kentucky)
Dean Oliver	Sr.	Mason City, Iowa (Mason City)
Luke Recker	Jr.	Auburn, Ind. (DeKalb (Arizona))
Jared Reiner	Fr.	Tripp, S.D. (Tripp-Delmont)
Cortney Scott	Fr.	Jackson, Mich. (Lansing Waverly)
Jason Smith	Sr.	Bettendorf, Iowa (Bettendorf)
Sean Sonderleiter	Fr.	Des Moines, Iowa (Christian)
Rod Thompson	Jr.	Galesburg, Ill. (Galesburg)
Glen Worley	Fr.	Iowa City, Iowa (West)

**Head Coach:** Steve Alford  
**Assistant Coach:** Rich Walker  
**Assistant Coach:** Sam Alford  
**Assistant Coach:** Greg Lansing

**2005-06 (25-9, 11-5 BIG TEN)**

Iowa's senior dominated team posted a 17-0 record in Carver-Hawkeye Arena and won the 2006 Big Ten Conference Tournament in Indianapolis. The 25 wins marked the second-highest number in school history as the Hawkeyes posted a sixth consecutive winning season under Coach Steve Alford. The Hawkeyes tied for second during the regular season, one game behind Ohio State, before defeating the Buckeyes in the title game of the post-season tournament. Senior guard Jeff Horner was named MVP of the Big Ten Tournament, while senior forward Greg Brunner was named to the all-tournament team.

J.R. Angle	So.	Franklin, Ind. (Indian Creek)
Dan Bohall	Fr.	Sioux City, Iowa (East)
Greg Brunner	Sr.	Charles City, Iowa (Charles City)
Tony Freeman	Fr.	Maywood, Ill. (St. Joseph's)
Seth Gorney	So.	Vandalia, Ohio (Butler)
Adam Haluska	Jr.	Carroll, Iowa (Carroll)
Erek Hansen	Sr.	Bedford, Texas (Kirkwood, Iowa, CC)
Mike Henderson	Jr.	Waterloo, Iowa (East)
Jeff Horner	Sr.	Mason City, Iowa (Mason City)
Ryan Kennedy	Jr.	Des Moines, Iowa (Roosevelt)
Kurt Looby	Jr.	St. John's, Antigua (Tyler, Texas, CC)
Carlton Reed	So.	Waterloo, Iowa (East)
Doug Thomas	Sr.	Pasadena, Calif. (Southeastern, Iowa, CC)
Alex Thompson	So.	Ames, Iowa (Ames)
Brett Wessels	Fr.	Bettendorf, Iowa (Bettendorf)
Justin Wieck	Sr.	North Liberty, Iowa (Kirkwood, Iowa, CC)

**Head Coach:** Steve Alford  
**Assistant Coach:** Greg Lansing  
**Associate Head Coach:** Craig Neal  
**Assistant Coach:** Brian Jones

Former All-American Don Nelson and head coach George Raveling were inducted into the Naismith Hall of Fame in 2012 and 2015, respectively.

While at Iowa (1983-86), Raveling guided the Hawkeyes to back-to-back 20-win seasons and a pair of NCAA Tournament appearances. Raveling is not only known for making history by breaking down racial barriers as a coach, but also was a part of history when in 1963 he received the original copy of the Martin Luther King Jr., “I Have a Dream” speech.

Nelson is the all-time winningest coach in NBA history with over 1,300 victories and is one of only two coaches to be named NBA Coach of the Year three times (1983, 1985, 1992). He spent over 40 years of his life as a player, coach and general manager. He led teams to 18 playoff appearances where he amassed 75 playoff wins and is one of only two NBA

coaches to win 250 games with three different teams. He also coached Dream Team II to a gold medal in the 1994 World Championships. Nelson, who was named in 1996 as one the NBA’s 10 Best Coaches of all time, is the only coach with 1,000+ wins and multiple NBA championships as a player, where he won five titles with the Boston Celtics (1966, 1968, 1969, 1974 and 1976).

As a Hawkeye, Nelson led the Hawkeyes to 45 victories between 1959-62. He left Iowa after the 1962 season with 1,522 points, averaging 21.2 points per game in 72 career games, which currently ranks fourth best for scoring average in the Iowa record books.

*Photo Credit: Bob Blanchard, Naismith Memorial Basketball Hall of Fame and Richard Orr.*



**CONSENSUS ALL-AMERICANS****FIRST TEAM**

Murray Wier, 1948  
 Chuck Darling, 1952  
 Luka Garza, 2020  
 Luka Garza, 2021

**SECOND TEAM**

Dick Ives, 1945  
 Herb Wilkinson, 1945  
 Jarrod Uthoff, 2016

**ALL-AMERICANS**

1934	Ben Selzer	CT (2nd), LD (2nd)
1944	Dave Danner	TSN (2nd)
	Dick Ives	CT (3rd), Pic (3rd)
1945	Dick Ives	Arg (1st), CT (2nd)
	Herb Wilkinson	Helms (1st), TSN (2nd), Arg (3rd)
1946	Herb Wilkinson	Helms (2nd), TSN (2nd)
	Dick Ives	True (3rd)
1947	Herb Wilkinson	Helms (2nd)
1948	Murray Wier	AP (1st), Helms (1st), SW (1st), RB (1st), True (2nd), CT (3rd)
1952	Chuck Darling	AP (1st), Col (1st), Helms (1st), INS (1st), Look (1st), UP (1st), Ath (2nd), CT (2nd)
	Bob Clifton	Look (3rd)
1955	Bill Seaberg	Helms (3rd)
1956	Carl Cain	CT (1st)
	Bill Logan	CT (2nd), Helms (2nd)
1961	Don Nelson	CT (2nd)
1962	Don Nelson	CT (2nd), AP (3rd), Helms (3rd), UP (3rd)
1967	Sam Williams	Helms (2nd)
1968	Sam Williams	Helms (1st), CT (2nd), AP (3rd)
1970	John Johnson	BN (1st), Helms (1st), Con (2nd), AP (3rd), UPI (3rd)
1971	Fred Brown	BN (1st), BW (1st), Helms (1st), Con (2nd), TSN (2nd), AP (3rd)
1973	Kevin Kunnert	Helms (1st)
1979	Ronnie Lester	CF (1st), AP (2nd), NABC (3rd), UPI (3rd)
1980	Ronnie Lester	CF (1st), TSN (2nd)
1997	Andre Woolridge	BT (1st), AP (3rd)
2006	Jeff Horner	AP (HM)
2007	Adam Haluska	AP (HM)
2016	Jarrod Uthoff	TSN (2nd), USBWA (2nd), NABC (3rd), USA (3rd), Scout (3rd), AP (3rd), SI (HM)
2017	Peter Jok	AP (HM)
2020	Luka Garza	AP (1st), USBWA (1st), NABC (1st), TSN (1st), FOX (1st), ESPN (1st), CBS (1st)
2021	Luka Garza	AP (1st), USBWA (1st), NABC (1st), TSN (1st), SI (1st), CBS (1st), ESPN (1st)

**Key to Abbreviations**

**AP** -- Associated Press; **Arg** -- Argosy; **Ath** -- Athletic Publications;  
**BN** -- Basketball News; **BR** -- Bleacher Report; **BT** -- Basketball Times;  
**BW** -- Basketball Weekly; **CBS** -- CBS Sports; **CF** -- Citizens Foundation;  
**Col** -- Colliers; **Con** -- Converse; **CT** -- Converse-Taylor; **ESPN** -- ESPN; **FOX**  
 -- FOX Sports; **Helms** -- Helms Foundation; **INS** -- International News  
 Service; **LD** -- Literary Digest; **Look** -- Look Magazine; **NABC** -- National  
 Association of Basketball Coaches; **Pic** -- Pic Magazine; **RB** -- Radio  
 Broadcasters; **Scout** -- Scout.com; **SI** -- Sports Illustrated; **SW** -- Sports  
 Week; **True** -- True Magazine; **TSN** -- The Sporting News;  
**UP** -- United Press; **UPI** -- United Press International; **USA** -- USA Today.

**NATIONAL COACH OF THE YEAR**

1980 Lute Olson (NABC and Sporting News)  
 1987 Tom Davis (AP)

**NATIONAL PLAYER OF THE YEAR**

2020 Luka Garza (TSN, Basketball Times, ESPN, FOX, Stadium, BR)  
 2021 Luka Garza (Wooden, Naismith, AP, Oscar Robertson, NABC,  
 Lute Olson, TSN, Basketball Times) -- *consensus*

**ACADEMIC ALL-AMERICAN OF THE YEAR**

2007 Adam Haluska  
 2016 Jarrod Uthoff

**ACADEMIC ALL-AMERICA**

1996 Jess Settles, second team  
 2001 Luke Recker, third team  
 2002 Luke Recker, third team  
 2006 Greg Brunner, third team  
 Adam Haluska, third team  
 2007 Adam Haluska, first team  
 2015 Mike Gesell, third team  
 2016 Jarrod Uthoff, first team  
 Mike Gesell, second team

**ACADEMIC ALL-BIG TEN**

		2006	Greg Brunner Adam Haluska Jeff Horner Justin Wieck
1968	Rolly McGrath		Adam Haluska
1969	Chad Calabria		Brett Wessels
1971	Ken Grabinski	2007	Jeff Peterson
	Gary Lusk		Devan Bawinkel
1972	Neil Fegebank	2009	Matt Gatens
1976	Scott Thompson	2010	Eric May
	Cal Wulfsberg		T.J. Sayre
1977	Cal Wulfsberg	2011	Matt Gatens
1979	Steve Waite		Eric May
1980	Steve Waite	2012	Branden Stubbs
1981	Steve Waite		Eric May
1990	Brig Tubbs		Christopher Rickert
1991	Brig Tubbs	2013	Mike Gesell
1992	Jim O'Connor		Jarrod Uthoff
1994	Nate Koch	2014	Adam Woodbury
1995	Nate Koch		Mike Gesell
1996	Jess Settles	2015	Jarrod Uthoff
1997	Jason Bauer		Adam Woodbury
1998	Jason Bauer		Nicholas Baer
	Ryan Luehrsmann	2016	Mike Gesell
	Scott Rabenold		Jarrod Uthoff
	Jess Settles		Adam Woodbury
1999	Jason Bauer		Nicholas Baer
	Josiah Bilskemper	2017	Nicholas Baer
	Jess Settles	2018	Brady Ellingson
	B.J. Terrones		Austin Ash
	Jason Smith	2019	Michael Baer
	Bryce Peterson		Nicholas Baer
2000	Kyle Galloway		Nicholas Baer
	Jason Smith		Connor McCaffery
2001	Kyle Galloway		Jack Nunge
	Luke Recker	2020	Michael Baer
	Jason Smith		Connor McCaffery
2002	Luke Recker		Jack Nunge
	Jared Reiner		Joe Wieskamp
2003	Jared Reiner	2021	Michael Baer
2004	Greg Brunner		Connor McCaffery
	Jared Reiner		Jack Nunge
	Kurt Spurgeon		Joe Wieskamp
2005	Greg Brunner		Adam Haluska



FIRST TEAM		SECOND TEAM		THIRD TEAM	
1939	Ben Stephens	1950	Frank Calsbeek	1963	Dave Roach
1942	Milt Kuhl	1951	Frank Calsbeek	1964	Jimmy Rodgers
1944	Dave Danner		Chuck Darling	1965	George Peeples
1945	Herb Wilkinson	1952	Bob Clifton	1966	Chris Pervall
	Clayton Wilkinson	1953	McKinley Davis	1976	Dan Frost, c
1946	Herb Wilkinson	1954	Carl Cain	1976	Bruce King, c
1947	Herb Wilkinson	1955	Carl Cain	1980	Steve Krafcisin, c
1948	Murray Wier		Bill Logan	1981	Vince Brookins, c
1952	Charles Darling		Bill Seaberg	1982	Kevin Boyle, c
1955	Bill Logan		Milt Scheuerman		Kenny Arnold, c
1956	Bill Logan	1956	Bill Seaberg	1983	Bob Hansen, c
	Carl Cain	1958	Dave Gunther	1984	Steve Carfino, c
1959	Dave Gunther	1965	Chris Pervall	1986	Gerry Wright, c
1961	Don Nelson	1966	George Peeples	1987	Brad Lohaus, c
1962	Don Nelson	1968	Chad Calabria	1989	Roy Marble, c
1967	Sam Williams	1970	Fred Brown	1990	Les Jepsen, cm
1968	Sam Williams		Glenn Vidnovic	1991	Acie Earl, c
1970	John Johnson	1972	Rick Williams	1993	Val Barnes, cm
1971	Fred Brown		Kevin Kunnert	1994	James Winters, m
1978	Ronnie Lester	1973	Kevin Kunnert		Jess Settles, m
1979	Ronnie Lester	1974	Candy LaPrince	1995	Jess Settles, cm
1981	Kevin Boyle	1976	Scott Thompson, cm		Andre Woolridge, cm
1985	Greg Stokes	1977	Bruce King, cm	1996	Russ Millard, cm
1989	Ed Horton	1978	Ron Lester, m	1997	Ryan Bowen, m
1992	Acie Earl	1980	Kevin Boyle, cm	1999	Dean Oliver, cm
1996	Jess Settles	1982	Michael Payne, cm	2000	Dean Oliver, c
	Andre Woolridge	1983	Greg Stokes, cm	2001	Dean Oliver, cm
1997	Andre Woolridge	1984	Greg Stokes, cm	2002	Luke Recker, cm
2006	Greg Brunner	1987	Roy Marble, cm	2003	Chauncey Leslie, m
2007	Adam Haluska	1988	Roy Marble, c	2004	Jeff Horner, cm
2014	Devyn Marble, cm	1988	B.J. Armstrong, cm		Pierre Pierce, cm
2015	Aaron White, cm	1989	B.J. Armstrong, cm	2006	Adam Haluska, c
2016	Jarrold Uthoff, cm	1991	Acie Earl, m		Jeff Horner, cm
2017	Peter Jok, cm	1993	Acie Earl, cm	2007	Tyler Smith, cm
2020	Luka Garza, cm	1994	James Winters, c	2008	Tony Freeman, c
2021	Luka Garza, cm	1995	Chris Kingsbury, m	2012	Matt Gatens, c
		1998	Ryan Bowen, cm	2013	Aaron White, m
		2001	Reggie Evans, cm		Devyn Marble, c
		2002	Reggie Evans, cm	2014	Aaron White, cm
		2005	Greg Brunner, cm	2015	Jarrold Uthoff, c
		2012	Matt Gatens, m	2019	Tyler Cook, c
		2016	Peter Jok, cm		Jordan Bohannon, c
		2019	Tyler Cook, m	2020	Joe Wieskamp, cm
		2021	Joe Wieskamp, cm		

**KEY TO VOTING**

1948-1954	Second Team only chosen by conference coaches
1954-1956	Second Team only chosen by media
1957	Second and Third Team chosen by media
1958-1961	Second Team only chosen by media
1962-1966	Second and Third Team chosen by media
1967-1973	Second Team only chosen by media
1974	Second & Third Team (UPI only) chosen by media
1975-1976	UPI-Coaches Selected Second and Third Teams – c AP selected a Second Team only – m
1977-1979	UPI-Coaches selected a Second Team only – c AP selected a Second Team only – m
1980-1989	UPI-Coaches selected second and third teams – c AP selected a Second Team only – m
1990-present	Coaches selected second and third teams – c Media selected second and third teams – m

**BIG TEN COACH OF THE YEAR**

1979	Lute Olson
1987	Tom Davis

**BIG TEN PLAYER OF THE YEAR**

2020	Luka Garza
2021	Luka Garza

**BIG TEN DEFENSIVE PLAYER OF THE YEAR**

1992	Acie Earl
2006	Erek Hansen

**BIG TEN SIXTH MAN OF THE YEAR**

2006	Doug Thomas
2015	Gabriel Olaseni
2017	Nicholas Baer

**BIG TEN FRESHMAN OF THE YEAR**

1994	Jess Settles
------	--------------

**BIG TEN ALL-DEFENSIVE TEAM**

2006	Erek Hansen
2016	Jarrold Uthoff

**BIG TEN ALL-FRESHMAN TEAM**

2007	Tyler Smith
2009	Matt Gatens
2010	Eric May
2011	Melsahn Basabe
2012	Aaron White
2017	Jordan Bohannon, Tyler Cook
2019	Joe Wieskamp
2020	CJ Fredrick

**MOST OUTSTANDING PLAYER, BIG TEN TOURNAMENT**


2001	Reggie Evans
2006	Jeff Horner

**ALL-TOURNAMENT TEAM, BIG TEN TOURNAMENT**

2001	Reggie Evans (Most Outstanding Player)
2002	Luke Recker Reggie Evans
2006	Greg Brunner Jeff Horner (Most Outstanding Player)



*In 2016, Jarrod Uthoff became the first UI men's basketball player to achieve All-America and Academic All-America honors in the same season.*



The Chris Street Award, named in honor of former Hawkeye Chris Street, is presented annually to “A Hawkeye player who best exemplifies the spirit, enthusiasm and intensity of Chris Street.” Street died in an auto accident Jan.19, 1993, midway through his junior year.

1993	Wade Lookingbill	2007	Tony Freeman
1994	Jess Settles	2008	Cyrus Tate
1995	Jim Bartels	2009	Jarryd Cole
1996	Jess Settles	2010	Devan Bawinkel
1997	Ryan Bowen	2011	Jarryd Cole
	John Streif, Trainer	2012	Matt Gatens
1998	Darryl Moore	2013	Eric May
1999	Jason Bauer	2014	Roy Devyn Marble
	Jess Settles	2015	Aaron White
2000	Ryan Luehrsmann	2016	Anthony Clemmons
	Jason Price		Mike Gesell
2001	Dean Oliver		Jarrod Uthoff
2002	Duez Henderson		Adam Woodbury
2003	Jeff Horner	2017	Peter Jok
2004	Brody Boyd	2018	Jordan Bohannon
	Greg Brunner	2019	Nicholas Baer
2005	Adam Haluska	2020	Luka Garza
2006	Adam Haluska		Ryan Kriener
		2021	Luka Garza
			Jordan Bohannon



Chris Street 1972-1993

**MOST VALUABLE PLAYERS**

1946	Herb Wilkinson	1986	Andre Banks
1947	Murray Wier	1987	Kevin Gamble
1948	Murray Wier		Roy Marble
1949	Charlie Mason	1988	B.J. Armstrong
1950	Frank Calsbeek		Bill Jones
1951	Frank Calsbeek		Roy Marble
1952	Charles Darling	1989	B.J. Armstrong
1953	Herb Thompson		Ed Horton
1954	Carl Cain		Roy Marble
1955	Bill Seaberg	1990	Les Jepsen
1956	Carl Cain	1991	Acie Earl
1957	Dave Gunther		James Moses
1958	Dave Gunther	1992	Acie Earl
1959	Dave Gunther	1993	Acie Earl
1960	Don Nelson	1994	James Winters
1961	Don Nelson	1995	Jess Settles
1962	Don Nelson		Andre Woolridge
1963	Jerry Messick	1996	Russ Millard
1964	Jimmy Rodgers		Jess Settles
1965	Jimmy Rodgers		Andre Woolridge
1966	Dennis Pauling	1997	Andre Woolridge
1967	Gerry Jones	1998	Ryan Bowen
1968	Sam Williams	1999	Kent McCausland
1969	John Johnson		Dean Oliver
1970	John Johnson		Jess Settles
1971	Fred Brown	2000	Jake Jaacks
1972	Kevin Kunnert		Dean Oliver
	Rick Williams	2001	Reggie Evans
1973	Kevin Kunnert		Dean Oliver
1974	Candy LaPrince	2002	Reggie Evans
1975	Dan Frost		Luke Recker
1976	Scott Thompson	2003	Chauncey Leslie
1977	Bruce King	2004	Jeff Horner
1978	Ronnie Lester		Pierre Pierce
1979	Ronnie Lester	2005	Greg Brunner
1980	Ronnie Lester		Jeff Horner
1981	Vince Brookins	2006	Greg Brunner
1982	Kevin Boyle		Erek Hansen
1983	Bob Hansen		Jeff Horner
1984	Steve Carfino	2007	Adam Haluska
1985	Greg Stokes		
	Michael Payne		

\* - - Iowa stopped designating an MVP following the 2007 season.

**EARNED CHICAGO TRIBUNE TROPHY AS BIG TEN MOST VALUABLE PLAYER**

1948	Murray Wier
1952	Chuck Darling
1968	Sam Williams

**BIG TEN PLAYER OF THE YEAR**

2020	Luka Garza
2021	Luka Garza

**RETIRED NUMBERS & JERSEY**

**10 B.J. ARMSTRONG (JERSEY)**

B.J. Armstrong’s jersey was retired in 1992. Graduated as Iowa’s career assist leader (currently fourth), Armstrong ranks fifth in career scoring and was a two-time Hawkeye MVP. A first round draft choice of the Chicago Bulls in 1989, Armstrong played a vital role in Chicago’s NBA titles in 1991 and 1992. He moved into Chicago’s starting line-up in 1993 as the Bulls won their third straight NBA title. Armstrong concluded his NBA career with Chicago in 1999-00.

**12 RONNIE LESTER**

Lester is Iowa’s seventh all-time leading scorer with 1,675 points. He started 3 1/2 seasons before a knee injury shortened his senior season. He was the Hawkeyes’ MVP three times, an All-Big Ten selection twice and an All-American in 1979-1980. Lester played in the NBA for Chicago and Los Angeles. Lester won a World Championship with the Los Angeles Lakers in 1985 and served as vice-president of the Laker organization.

**21 CARL CAIN**

Cain was a 1956 first team All-American and All-Big Ten for the Hawkeyes’ national runners-up. A 1956 Olympian, Cain was forced into a reserve role for the United States because of a back injury. He was a two-time Iowa MVP and finished his career with 1,054 points.

**22 BILL SEABERG**

Seaberg was a starting guard on the “Fabulous Five” team that ended up as the NCAA runner-up in 1956. He was third team All-America by Helms and the Hawkeyes’ MVP in 1955, when he averaged 13 points.

**31 BILL LOGAN**

Logan, a member of the Hawkeyes’ 1,000-point Club, topped the squad in scoring three times. A two-time All-Big Ten selection, Logan was second team All-America in 1956 according to Helms and Converse-Taylor. He helped Iowa to a second place Big Ten finish as a sophomore and consecutive Final Four appearances his last two seasons.

**33 BILL SCHOOF**

Schoof played forward on the “Fabulous Five” team and scored 6.3 points per game. A three-year letterman, Schoof was a starter on Iowa’s 1955 and 1956 Final Four teams. In those two seasons he helped the Hawkeyes to a record of 39-13.

**40 CHRIS STREET**

Chris Street’s number was retired following his untimely death in 1993. Street died in an auto accident 15 games into his junior season. A fixture in Iowa’s starting line-up since midway through his freshman season, Street was averaging 14.5 points and 9.5 rebounds per contest through 15 games and had recently earned MVP honors at the San Juan Shootout. He established an Iowa record by making 34 consecutive free throws.

**41 GREG STOKES**

Stokes, a three-year starter in the pivot, is the school’s fourth all-time career scorer (1,768 points). He owns the school record for field goal percentage in a game (1.000, 11 of 11). After an All-Big Ten senior season (19.9 scoring norm), Stokes was selected in the 1985 NBA Draft by Philadelphia.

**46 SHARM SCHEUERMAN**

Scheurman made his mark at Iowa as an athlete and coach. He started on the “Fabulous Five” basketball team and lettered three times in basketball and baseball. After graduation in 1956, Scheurman returned to coach his alma mater in 1959. His 1961 squad finished 18-6.

**55 LUKA GARZA**

Luka Garza is Iowa’s only two-time Big Ten Player of the Year (2020 & 2021) and only consensus National Player of the Year (2021). Iowa’s all-time leading scorer was also a two-time consensus first-team All-American, first-team All-Big Ten, and Kareem Abdul-Jabbar and Pete Newell award winner. Garza is the only Big Ten men’s basketball player to amass over 2,250 points and 900 rebounds. Garza was recognized as the 2021 Big Ten Jesse Owens Male Athlete of the Year.

**THE NBA DRAFT**

The National Basketball Association (NBA) held its first draft of college-players in 1947. Here is a list of University of Iowa players drafted by NBA teams:

Year	Player, Team	Round	# Pick in Round	# Pick Overall
1947	Dick Ives, Pittsburgh			
	Herb Wilkinson, St. Louis			
1948	Murray Wier, Ft. Wayne			
1951	Frank Calsbeek, Ft. Wayne			
1952	Bob Clifton, Fort Wayne			
	Charles Darling, Rochester			
1956	Carl Cain, Rochester			
	Bill Logan, Boston			
1959	Dave Gunther, Philadelphia	8	3	56
1960	Americus John-Lewis, St. Louis	7	6	54
1962	Don Nelson, Chicago	3	1	17
1966	George Peeples, Baltimore	4	5	35
	Chris Pervall, Baltimore	17	1	110
1967	Gerry Jones, Los Angeles	13	4	137
1968	Sam Williams, Milwaukee	3	13	35
1969	Ben McGilmer, Seattle	6	3	74
1970	John Johnson, Cleveland	1	7	7
	Glenn Vidnovic, Cleveland	4	9	60
	Ben McGilmer, Baltimore	12	10	193
	Chad Calabria, Phoenix	14	7	210
1971	Fred Brown, Seattle	1	6	6
1973	Kevin Kunnert, Chicago	1	12	12
	Rick Williams, Boston	14	5	193
1976	Scott Thompson, Detroit	4	4	55
	Dan Frost, Milwaukee	4	8	59
1977	Bruce King, Detroit	4	14	80
1980	Ronnie Lester, Portland	1	10	10
1981	Steve Krafcsin, Atlanta	5	6	98
	Vince Brookins, Detroit	6	2	117
	Steve Waite, Boston	6	22	137
	Kenny Arnold, Dallas	5	4	96
1982	Kevin Boyle, Philadelphia	6	22	137
	Bob Hansen, Utah	3	7	54
1983	Mark Gannon, San Diego	8	4	166
	Steve Carfino, Boston	6	23	139
1985	Greg Stokes, Philadelphia	2	9	33
	Michael Payne, Houston	3	10	57
1986	Andre Banks, Houston	5	19	112
1987	Brad Lohaus, Boston	2	22	45
	Kevin Gamble, Portland	3	17	63
	Gerry Wright, Detroit	5	19	111
1988	Jeff Moe, Utah	2	17	42
1989	B.J. Armstrong, Chicago	1	18	18
	Roy Marble, Atlanta	1	23	23
	Ed Horton, Washington	2	12	39
1990	Les Jepsen, Golden State	2	1	28
1993	Acie Earl, Boston	1	19	19
1996	Russ Millard, Phoenix	2	10	39
1998	Ricky Davis, Charlotte	1	21	21
	Ryan Bowen, Denver	2	26	55
1999	J.R. Koch, New York	2	17	46
2007	Adam Haluska, New Orleans	2	13	43
2014	Roy Devyn Marble, Orlando	2	26	56
2015	Aaron White, Washington	2	19	49
2021	Joe Wieskamp, San Antonio	2	11	41
	Luka Garza, Detroit	2	22	52

**FIRST BASKETBALL GAME PLAYED IN IOWA CITY**

Iowa City was the site of the first college basketball game played with five players on a side. The historic event took place in Close Hall on the University of Iowa campus on January 18, 1896.

In that first game, the University of Chicago defeated Iowa 15-12, with neither team using any substitutes.

The game was arranged by Iowa professor H.F. Kallenberg, who had earlier attended Springfield College, and wrote James Naismith for a copy of the rules of the game, and Amos Alonzo Stagg, a friend of Kallenberg who had become the athletic director at Chicago.

**-A-**

Agnew, Richard _____	1966,67,68
Allen, Frank _____	1960
Anapol, Angelo _____	1939
Anderson, Craig _____	1981,82,83,84
Andrews, William _____	1951
Angelino, Glenn _____	1971,72,73
Angersola, Ken _____	1973
Angle, J.R. _____	2005,07,08,09
Archie, Devon _____	2010,11,12
Arens, Mike _____	1980
Armstrong, B.J. _____	1986,87,88,89
Arnold, Kenny _____	1979,80,81,82
Ash, Austin _____	2019,20,21

**-B-**

Baer, Michael _____	2019,20,21
Baer, Nicholas _____	2016,17,18,19
Banazek, Kenneth _____	1964,65
Banks, Andre _____	1983,84,85,86
Bannick, Edwin _____	1915,16,17
Barko, John _____	1933,34,35,36
Barnes, Val _____	1991,92, 93
Bartels, Jim _____	1991,93,94,95
Barton, James _____	1905,06,07
Basabe, Melsahn _____	2011,12,13,14
Bastian, Edward _____	1964,65,66
Bastian, Howard _____	1933,34
Bastian, Kenneth _____	1939,40
Bauer, Jason _____	1997,98,99
Bawinkel, Devan _____	2009,10
Bennett, P.J. _____	1932
Bergman, Joe _____	1967
Berkenpas, Todd _____	1982,83,84,85
Berrien, Clifford _____	1917,18,19
Berry, Harry _____	1912,13
Beutjer, Jon _____	2001
Bilskemper, Josiah _____	1999
Blackmer, Ivan _____	1934,35
Bobby, Albert _____	1935,37
Bowen, Ryan _____	1995,96,97,98
Bohall, Dan _____	2008
Bohannon, Jordan _____	2017,18,19,20,21
Boyd, Brody _____	2001,02,03,04
Boyle, Bryan _____	1983,84
Boyle, Greg _____	1978,80,81,82
Boyle, Kevin _____	1979,80,81,82
Bratten, Elmer _____	1937
Breedlove, Huston _____	1966,67,68
Brigham, Leon _____	1918
Brock, Allen _____	1902,03,04
Brommer, Andrew _____	2009,10,11,12
Brookins, Vince _____	1978,79,80,81
Brown, B.A. _____	1907,08,09
Brown, Fred _____	1970,71
Brown, Homer _____	1918,19
Brownlee, Jack _____	2004,05
Brunner, Greg _____	2003,04,05,06
Buckles, Kenneth _____	1952,53
Buckner, Chester _____	1906,07,08
Bullard, Matt _____	1989,90
Burckheimer, I.A. _____	1907,08
Burgitt, Robert _____	1922,23

**-C-**

Cain, Carl _____	1954,55,56
Calabria, Chad _____	1968,69,70
Calsbeek, Franklin _____	1949,50,51
Carfino, Steve _____	1981,82,83,84
Carpenter, Robert _____	1959
Carter, John _____	1994,95
Cartwright, Bryce _____	2011,12
Casey, Bart _____	1985,86,87
Chapman, Tom Jr. _____	1965,66,67
Chapman, Tom Sr. _____	1942,43
Clemmons, Anthony _____	2013,14,15,16
Clifton, Robert _____	1950,51,52
Cochrane, Everett _____	1951,52
Colbert, Edward _____	1951
Cole, Jarryd _____	2008,09,10,11
Collins, James _____	1972,73,74
Conway, George _____	1969,71
Cook, Tyler _____	2017,18,19
Cotton, Kenneth _____	1918,19
Cougill, Brennan _____	2010
Cox, Cody _____	2011,12
Crawford, Josh _____	2007
Culberson, Dick _____	1945

**-D-**

Dailey, Maishe _____	2017,18,19
Danner, Dave _____	1944,46,47
Darling, Charles _____	1950,51,52
Darsee, Jon _____	1980,81,82
David, Virgil _____	1928,29
Davis, Jermain _____	2009
Davis, Keno _____	1995
Davis, McKinley _____	1952,53,54,55
Davis, Ricky _____	1998
Davis, Rodell _____	1990,91,92
DeHeer, Floyd _____	1936,37
Dennard, Jerry _____	1982,83
Denning, Kyle _____	2012,13,14,15
Denoma, Mike _____	1963,64,65
Devine, Aubrey _____	1920,21,22
Diehl, Robert _____	1951
Dille, Glenn _____	1949
Dittmer, Jack _____	1950
Dollmeyer, Greg _____	2003
Drake, Terry _____	1975,77,78
Dress, Jack _____	1936,37,38
DuBois, W.L. _____	1902
Duffe, Bernard _____	1942
Duhm, Clarence _____	1924
Dull, J. Michael _____	1960
Duncan, Douglas _____	1954,55
Dutton, Lawrence _____	1915,16,17

**-E-**

Earl, Acie _____	1990,91,92,93
Ellingson, Brady _____	2015,16,17,18
Ely, Howard _____	1938
Epstein, S. _____	1931
Eshleman, Harold _____	1932,33
Evans, Dick _____	1940
Evans, Reggie _____	2001,02
Evelyn, Bakati _____	2020

**-F-**

Farrell, Thomas _____	1902,03
Farroh, Mike _____	1929

Fegebank, Neil _____	1972,73,74
Fermino, Joe _____	2000,01
Fields, L.R. _____	1914
Figg, James _____	1930
Filkins, D.C. _____	1932
Finlayson, Robert _____	1920
Finley, Roger _____	1948,49
Fleming, Andrew _____	2016
Fort, Johnny _____	1984
Fountain, Bruce _____	1942
Fredrick, CJ _____	2020,21
Freeman, Robert _____	1948
Freeman, Tony _____	2006,07,08
Fritzel, John _____	1995
Frohwein, George _____	1921,22
Frost, Dan _____	1975,76
Fullard, Ken _____	1984,85
Fuller, Aaron _____	2009,10
Funk, Jack _____	1923,24

**-G-**

Gaddis, Wally _____	1936,37
Galloway, Kyle _____	1998,00,01
Gamble, Kevin _____	1986,87
Gannon, Mark _____	1980,81,82,83
Gardner, Ray _____	1912,13
Garner, Brian _____	1989
Garza, Luka _____	2018,19,20,21
Gatens, Matt _____	2009,10,11,12
Gatens, Mike _____	1974,75,76
Geneva, Fred _____	1929
Gentry, Nolden _____	1958,59,60
Gesell, Mike _____	2013,14,15,16
George, Robert _____	1954,55,56
Givant, Todd _____	1993
Glasper, Mon'ter _____	1993,94,95,96
Gomes, Marcelo _____	1999,00
Gorney, Seth _____	2005,06,07,08
Gottschalk, Gary _____	1966,67
Gould, Joe _____	1971
Grabinski, Ken _____	1970,71,72
Grafton, Jimmie _____	1944
Graham, Jim _____	1945
Greene, Herald _____	1950,51,52
Griffin, Rob _____	2000
Griffith, Dwight _____	1904,05,06
Grim, John _____	1933,34,35
Grissel, Earl _____	1914
Grogan, Tom _____	1980
Gunther, Dave _____	1957,58,59
Guzowski, Tony _____	1946,48,49

**-H-**

Haberecht, Fred _____	1975,76
Haberer, Brian _____	1998
Hairston, John _____	1974,75,76,77
Hakeman, Dennis _____	1974
Hall, Eugene _____	1947,48
Hallstrom, Jim _____	1978
Haluska, Adam _____	2005,06,07
Hankins, Andrew _____	1962,63,64
Hansen, Bob _____	1980,81,82,83
Hansen, Erek _____	2004,05,06
Hargrave, Clay _____	1976,77,78
Harring, Richard _____	1959
Harris, Norman _____	1948
Harris, Tom _____	1960



Harrison, Lawrence	1926,28
Harsha, Vince	1940,41,42
Hawthorne, Lester	1954,55,56
Hays, Donald	1948,49,50
Hazley, Omar	1969,70,71
Hegg, Peer	1957
Hein, Richard	1941,42
Heitman, Mike	1958,59,60
Heller, Mike	1980
Helmers, Greg	1995,96,97,98
Henderson, Duez	1999,00,01,02
Henderson, Mike	2004,05,06,07
Henry, Mike	1978,79,80,81
Herwig, Lloyd	1944
Hettrick, Gene	1953
Hicks, Wayland	1922,23,24
Hildreth, Reg	1930
Hill, Kent	1985,86,87,88
Hill, Wendell	1941,42
Hobbs, Nicolas	2019,20
Hobbs, Robert	1938,39
Hodge, James	1969,70
Hogan, Ralph	1926,27
Hogan, Ryan	2001,02
Hohenhorst, Fred	1938,39
Horner, Jeff	2003,04,05,06
Horton, Ed	1986,87,88,89
Hughes, Tom	1944
Humphrey, James	1943
Hutton, Brandon	2016
Hyland, Mark	1909

**-I-**

Ingram, Michael	1989,90
Ingram, Patrick	2013
Irvine, Howard	1939
Ives, Dick	1944,45,46,47

**-J-**

Jaacks, Jacob	1999,00
Jacobson, L.M.	1914,15
Janse, Hector	1923,24,25
Jarnagin, Charles	1952,53,54
Jebens, Herbert	1929,30
Jenkins, Albert	1917
Jensen, H.C.	1924
Jensen, Richard	1968,69,70
Jepsen, Les	1987,88,89,90
Jessen, Joel	1964,66
Jewell, Mark	1987,88
John Lewis, Americus	1957
Johnson, Dennis	1981
Johnson, John	1969,70
Johnson, Justin	2007,08
Johnson, Roy	1954,55,57
Johnson, Sam	1936,37,38
Jok, Peter	2014,15,16,17
Jones, Bill	1985,86,87,88
Jones, Dale	2016,17
Jones, Gerry	1965,67
Jorgensen, Noble	1946,47

**-K-**

Kaufmann, Robert	1920,21
Kelley, Scott	1977,78
Kelly, Jake	2008,09

Kerwick, Joe	1915
Kewney, Lester	1960
Kimm, Josh	2003
King, Bruce	1975,76,77
King, Waymond	1981,82,83,84
Kingsbury, Chris	1994,95,96
Kingsbury, E.M.	1904
Kinnan, Robert	1928,29,30
Kinnick, Nile	1938
Koberg, Kerry	1998
Koch, J.R.	1996,97,98,99
Koch, Nate	1995
Koser, M.	1931
Kotlow, Jack	1931,32,33
Krafcsin, Steve	1979,80,81
Kremer, Glenn	1944
Kriener, Ryan	2017,18,19,20
Krumbholz, Gueldner	1932,33
Kuhl, Milt	1940,41,42
Kunkel, Fred	1935
Kunnert, Kevin	1971,72,73

**-L-**

LaPrince, Candy	1973,74
Laude, James	1923,24,25
Lauer, C.F.	1931
Lawson, Fred	1928
Leeka, Seward	1929
Leo, Richard	1912,13
Leslie, Chauncey	2002,03
Lester, Ronnie	1977,78,79,80
Licklitter, John	2009,10
Lind, Thomas	1938,39,40
Logan, William	1954,55,56
Lohaus, Brad	1983,84,86,87
Lohman, Carl	1921,22
Looby, Kurt	2007,08
Lookingbill, Wade	1989,90,92,93
Lorenz, Gary	1961,62
Lorenzen, Al	1985,86,87,88
Luehrsmann, Ryan	1997,98,99,00
Lundstedt, Robert	1943
Lusk, Gary	1970,71,72
Lyon, Terry	1963

**-M-**

Magnusson, Floyd	1944,47,48,49
Magnusson, Jim	1976
Maiden, Sidney	1912,13
Marble, Roy	1986,87,88,89
Marble, Roy Devyn	2011,12,13,14
Marsh, Ed	1945
Martel, Augustine	1955,56,57
Mason, Charles	1946,47,48,49
Mau, Robert	1953
May, Eric	2010,11,12,13
Mayfield, William	1976,77,78,79
Mays, Archie	1975,76
McCabe, Zach	2011,12,13,14
McCaffery, Connor	2019,20,21
McCaffery, Patrick	2021
McCarty, Steven	2012
McCausland, Kent	1996,97,98,99
McConnell, Charles	1925,26,27
McConnell, Jim	1957,58
McGilmer, Benjamin	1966,69,70

McGovney, Richard	1921
McGrath, Rolly	1966,67,68
Melhaus, Douglas	1962,63
Messick, Gerald	1962,63
Metcalfe, Leonard	1947,48
Meyer, Kyle	2013,14
Millard, Russ	1993,94,95,96
Miller, Harold	1926
Miller, Robert	1953
Miller, Thomas	1969,70,71
Mims, Fred	1972
Miranda, Joe	1969
Moe, Jeff	1985,86,87,88
Moffitt, Howard	1932,33,34
Moore, Darryl	1997,98
Moore, Larry	1973,75
Morgan, Michael	1985,86,87,88
Morrissey, L.M.	1905,06,08
Moses, James	1989,90,91,92
Moss, Isaiah	2017,18,19
Mowry, Joseph	1930,31
Mundt, Frank	1958,59
Murray, Keegan	2021
Murray, Kenyon	1993,94,95,96
Murray, Kris	2021

**-N-**

Nau, Earl	1958
Neari, Nick	2010
Nelson, Donald	1960,61,62
Nelson, Frank	1969
Nelson, Irving	1929
Nesmith, Gene	1943
Nevin, John	1914,15
Newton	1904
Nicolaus, Leo	1919,20
Norman, Ronald	1967,68
Norman, Tom	1977,78,79
Norton, D.A.	1908
Norton, Randy	1979,80
Novak, Joel	1961,62
Nunge, Jack	2018,20,21

**-O-**

O'Brien, James	1942,43
O'Connor, Jim	1992
Oglesby, Josh	2012,13,14,15
Ogundele, Josh	2021
Okey, Sam	1999
Olaseni, Gabriel	2012,13,14,15
Oliver, Dean	1998,99,00,01
Olson, Gary	1964,65,66
Olson, Merrill	1918,19
Olsthoorn, Larry	1977,78

**-P-**

Palmer, David	2008,09
Parker, Larry	1973,74,75,76
Parker, Tom	1948,49
Parsons, Charles	1913,14,15
Parsons, Harry	1902,03,04
Pauling, Dennis	1964,65,66
Payne, Cully	2010,11
Payne, Michael	1982,83,84,85
Payne, Thomas	1956
Peeples, George	1964,65,66

Pemsl, Cordell _____	2017,18,20
Perkins, Lewis _____	1965,66,67
Perkins, Tony _____	2021
Perrine, J.O. _____	1907,08,09
Pervall, Christopher _____	1965,66
Peterson, Bryce _____	1999
Peterson, Jeff _____	2008,09
Peth, Dick _____	1976,77,78,79
Phelps, Van _____	1977
Phillips, Chris _____	1967,68,69
Phillips, Gordon _____	1926
Pierce, Pierre _____	2002,04
Plett, Charles _____	1939
Plunkitt, Doyle _____	1928,29
Postels, Ned _____	1944,45,46
Prasse, Erwin _____	1938, 39,40
Price, Jason _____	1999,00
Purcell, Thomas _____	1961

**-R-**

Rabenold, Scott _____	1998
Raffensperger, Leonard _____	1925
Ramos, Antonio _____	1999
Ramsell, William _____	1906
Rand, Ben _____	2004
Range, Joey _____	1999
Reaves, Michael _____	1985,86,87,88
Rebholz, Mike _____	1999
Recker, Luke _____	2001,02
Reddington, Joe _____	1961,62,63
Reed, Carlton _____	2005,06
Reed, Dale _____	1990
Reiner, Jared _____	2001,02,03,04
Reinhardt, Julian _____	1930,31
Rickert, Christopher _____	2012,13
Riddle, Fred _____	1963,65
Ridley, Gerald _____	1953,54,55
Riecks, Richard _____	1949,50
Riegert, Marshall _____	1931,32,33
Roach, David _____	1962,63,64
Robinson, Alvin _____	1996,97
Rodgers, James _____	1963,64,65
Rogers, A. _____	1931,32
Rogge, George _____	1929
Rose, Charlie _____	2015,17,18
Rosenthal, Sid _____	1935,36
Ross, Charles _____	1902,03,04
Rost, Murray _____	1951
Rowat, Lynn _____	1971,72
Ruck, Fred _____	1950,51
Rucker, Guy _____	1997,98,99
Runge, Dennis _____	1960,61
Ryden, Hugo _____	1909,10,11

**-S-**

Sallander, F.W. _____	1911,12
Schebler, Joseph _____	1959,60
Schenck, C.P. _____	1902,03,04,05
Scheuerman, Milton _____	1954,55,56
Schiff, Loren _____	1916,17
Schmidt, Chris _____	1911,12
Schoof, William _____	1954,55,56
Schraut, James _____	1994
Schulte, H.H. _____	1913
Schulz, Bob _____	1945,48,49,50
Schulze, Thomas _____	1969,70
Schwartz, Frederic _____	1935,36

Scott, Cortney _____	2001
Scott, Matt _____	1990
Seaberg, George _____	1957,58
Seaberg, William _____	1954,55,56
Sebolt, Frank _____	1956,57
Selzer, Ben _____	1932,33,34
Settles, Jess _____	1994,95,96,99
Shaw, Richard _____	1961,62,63
Shay, Jason _____	1995
Shimek, Frank _____	1920,21,22
Siegel, Vic _____	1940,41,42
Siglin, Paul _____	1940,41
Simmons, Vernon _____	1997,98
Skea, William _____	1963,64
Skillet, Kevin _____	1993,94,95
Skinner, Troy _____	1989,90,91,92
Smith, Floyd _____	1911
Smith, Jason _____	1999,00,01
Smith, Kevin _____	1991,92,93
Smith, Tyler _____	2007
Snedeker, Dave _____	1984,85
Soderquist, Rudy _____	1940,41,42
Sonderleiter, Sean _____	2001,02,03
Spencer, Jack _____	1944,45,47,48
Speraw, Kirk _____	1978,79
Spradling, Robert _____	1929,30
Spurgeon, Kurt _____	2003,04
Stange, Kurt _____	1983,84
Stenger, William _____	1953
Stephens, Ben _____	1937,38,39
Stewart, Walter _____	1908,09,10
Stoermer, Jordan _____	2011
Stokes, Darius _____	2011,12,13,14
Stokes, Greg _____	1982,83,84,85
Story, Sid _____	1941
Soukup, Michael _____	2016
Soukup, Steven _____	2016
Stover, S.K. _____	1902,03
Straatsma, Stan _____	1945,47,48,49
Street, Chris _____	1991,92,93
Stubbs, Branden _____	2011,12
Suesens, Kenneth _____	1936,37,38
Sullinger, Harold _____	1972
Swaney, H.J. _____	1932
Szykowny, Matthew _____	1961,62

**-T-**

Tate, Cyrus _____	2007,08,09
Tedesky, Bob _____	1945
Terrones, B.J. _____	1999
Thomas, Doug _____	2005,06
Thomas, Floyd _____	1910,11
Thomas, Leon _____	1974,75
Thompson, Alex _____	2005,06
Thompson, Edwin _____	1936,37
Thompson, Herbert _____	1951,52,53
Thompson, Ray _____	1989
Thompson, Rod _____	1999,00,01,02
Thompson, Scott _____	1974,75,76
Thomsen, Theron _____	1943,46
Till, Riley _____	2018,19,20
Trickey, Ben _____	1941,42,43
Toussaint, Joe _____	2020,21
Tubbs, Brig _____	1989,90,91,92
Tucker, Anthony _____	2009
Twogood, Forest _____	1927,28,29

**-U-**

Uhl, Dom _____	2015,16,17,18
Ulis, Ahron _____	2021
Ukah, Okey _____	2014,15,16
Uknes, Charles _____	1943
Uthoff, Jarrod _____	2013,14,15,16

**-V-**

Vacanti, Sam _____	1943
VanDeusen, George _____	1925,26,27
VanYsseldyk, Joe _____	1936,37,38
Vaughan, Reggie _____	1973
Venik, Harry _____	1967
Vidnovic, Glenn _____	1968,69,70
Vollers, Robert _____	1948,49,50
VonLackum, John _____	1916,17,18
VonLackum, W.H. _____	1914,15,16

**-W-**

Wagner, Ahmad _____	2016,17,18
Waite, Steve _____	1978,79,80,81
Walsh, Matt _____	1936,37
Walter, Donald _____	1944
Warren, Chris _____	2003
Washington, Bob _____	1958,59
Washington, Nate _____	1974
Watkins, John _____	1948
Webb, Jay _____	1990,91,92,93
Weiss, Albert _____	1949
Westen, Kelly J. _____	1988
Wessels, Brett _____	2007
Wheeler, Bill _____	1940,41,42
White, Aaron _____	2012,13,14,15
White, David _____	1967,68
White, Michael _____	1995
Wieck, Justin _____	2005,06
Wier, Murray _____	1945,46,47,48
Wieskamp, Joe _____	2019,20,21
Wilcox, Francis _____	1927,28,29
Wilkinson, Clayton _____	1945,46,47
Wilkinson, Herbert _____	1945,46,47
Williams, Christian _____	2016,17
Williams, Joe _____	1957
Williams, John Carl _____	1999,00
Williams, Rick _____	1972,73
Williams, Sam H. _____	1967,68
Williams, Sam W. _____	1971
Williamson, Charles _____	1930,31,32
Wilson, George _____	1905
Winters, James _____	1991,92,93,94
Wischmeier, Bob _____	1945
Wishmier, Jack _____	1945,48
Woodbury, Adam _____	2013,14,15,16
Woods, Michael _____	1960
Woolridge, Andre _____	1995,96,97
Wordlaw, Clarence _____	1957,58,59
Worley, Glen _____	2001,02,03,04
Worth, Earl _____	1920
Wright, Gerry _____	1985,86,87
Wulfsberg, Cal _____	1976,77

**-Z-**

Zager, Ronald _____	1960
---------------------	------



<b>0</b>	
Crawford, Josh	2007
Olaseni, Gabriel	2012,13,14,15
Wagner, Ahmad	2016,17,18
Baer, Michael	2019,20,21

<b>00</b>	
Kimm, Josh	2003

<b>1</b>	
Leslie, Chauncey	2002,03
DeWitz, Nick	2004
Haluska, Adam	2005,06,07
Griffin, Rob	2006
Tucker, Anthony	2009,10
Basabe, Melsahn	2011,12,13,14
Rose, Charlie	2015
Jones, Dale	2016
Dailey, Maishe	2017,18,19
Toussaint, Joe	2020,21

<b>2</b>	
Hogan, Ryan	2001,02
Horner, Jeff	2003,04,05,06
Palmer, David	2008-09
Stoermer, Jordan	2011
Oglesby, Josh	2012,13,14,15
Fleming, Andrew	2016
Nunge, Jack	2018,20,21

<b>3</b>	
Bonk, Mike	
McAndrew, Jim	
Sumpter, Cliff	
Mundt, Frank	1958,59
Perkins, Lewis	1965,66,67
White, Dave	1967,68
Hodge, Jim	1969,70
Gould, Joe	1971
Wright, Gerry	1985,86,87
Reed, Dale	1990
Murray, Kenyon	1993,94,95,96
Bauer, Jason	1997,98,99
Westen, Kelly	1998
Pierce, Pierre	2002,04
Adams, Drew	2007
Payne, Cully	2010,11
Cox, Cody	2012
Jok, Peter	2014,15
Soukup, Michael	2016
Bohannon, Jordan	2017,18,19,20,21

<b>4</b>	
Freese, Jim	
Helgens, Jim	
Stenger, William	1953
Heitman, Mike	1958,59,60
Woods, Mike	1960
Pervall, Christopher	1965,66
Jensen, Richard	1968,69,70
Angelino, Glenn	1971,72,73
Mays, Archie	1975,76
Speraw, Kirk	1977
Banks, Andre	1983,84,85,86
Garner, Brian	1989
Settles, Jess	1994,95,96,99
Worley, Glen	2001,02,03,04
Angle, J.R.	2005,07,08,09
Marble, Roy Devyn	2011,12,13,14
Moss, Isaiah	2017,18,19
Evelyn, Bakari	2020
Ulis, Ahron	2021

<b>5</b>	
Bruns, Dennis	
Maher, Dave	
Slater, Ray	
Hankins, Andrew	1962,63,64
Gottschalk, Gary	1966,67
King, Waymond	1981,82,83,84
Casey, Bart	1985,86,87
Woolridge, Andre	1995,96,97
Okey, Sam	1999
Reiner, Jared	2001,02,03,04
Thompson, Alex	2005,06
Gatens, Matt	2009,10,11,12
Clemmons, Anthony	2013,14,15,16
Tyler Cook	2017,18
Fredrick, CJ	2020,21

<b>6</b>	
Adams, John	

<b>7</b>	
Davis, McKinley	1952,53,54,55

<b>8</b>	
Rost, Murray	1951

<b>10</b>	
Adams, John	
Hawthorne, Lester	1954,55,56
Agnew, Richard	1966,67,68
Conway, George	1969,71
LaPrince, Candy	1973,74
Wulfsberg, Cal	1976,77
Speraw, Kirk	1978
Norton, Randy	1979,80
King, Waymond	1981,82,83,84
Armstrong, B.J.	1986,87,88,89
Smith, Kevin	1991,92,93
Gesell, Mike	2013,14,15,16
Williams, Christian	2017
Wieskamp, Joe	2019,20,21

<b>11</b>	
Choules, Tom	
Nugent, Thomas	
Sebolt, Frank	1956,57
Harring, Richard	1959
Szykowny, Matt	1961,62
Pauling, Denny	1964,65,66
Norman, Ronald	1967,68
Lusk, Gary	1970,71,72
Moore, Larry	1973,75
Fullard, Ken	1984,85
Reaves, Michael	1985,86,87,88
Skinner, Troy	1989,90,91,92
Skillett, Kevin	1993,94,95
Price, Jason	1999,00
Boyd, Brody	2001,02,03,04
Freeman, Tony	2006,07,08
Cox, Cody	2011
Rickert, Christopher	2012,13
Williams, Christian	2016
Rose, Charlie	2017,18

<b>12</b>	
Bollman, Dave	
Cahalan, Joe	
DeGunther, Dick	
Sebolt, Frank	1956,57
Williams, Joe	1957
Magnusson, Jim	1976
Lester, Ronnie	1977,78,79,80

<b>13</b>	
Allen, Frank	
Hitchcock, Neil	
Wetzel, Mark	
Kewney, Lester	1960
Messick, Gerald	1962,63
White, Dave	1967,68
Lusk, Paul	1970,71,72
Fort, Johnny	1984
Glasper, Mon 'ter	1993,94,95,96
Rucker, Guy	1997,98,99
Fermino, Joe	2000,01
Wieck, Justin	2005,06
Neari, Nick	2010
Sayre, T.J.	2011
Denning, Kyle	2012,13,14,15
Ash, Austin	2019,20,21

<b>14</b>	
Bergman, Joe	
Bonk, Mike	
Faes, Don	
Fritz, Harlan	
Jones, Clarence	
Kitchen, Clyde	
Reimers, Robert	
Snyder, Doug	
Bastian, Edward	1964,65,66
McGilmer, Benjamin	1966,69,70
Williams, Sam W.	1971
Hairston, John	1974,75,76,77
Boyle, Greg	1978,79,80,81
Banks, Andre	1983,84,85,86
Jones, Bill	1985,86,87,88
O'Conner, Jim	1992
Kingsbury, Chris	1994,95,96
Jaacks, Jacob	1999,00
Wessels, Brett	2007
McCarty, Steven	2012
Jok, Peter	2016,17

<b>15</b>	
Howell, Harold	
Waller, Bob	
Diehl, Robert	1951
Nelson, Don	1960,61,62
Rodgers, James	1963,64,65
Breedlove, Huston	1966,67,68
Nelson, Frank	1969
Fegebank, Neil	1972,73,74
Magnusson, Jim	1976
Carfino, Steve	1981,82,83,84
Davis, Rodell	1990,91,92
Gomes, Marcelo	1999,00
Brownlee, Jack	2004,05
Bohall, Dan	2008
Bawinkel, Devan	2009,10
McCabe, Zach	2011,12,13,14
Kriener, Ryan	2017,18,19,20
Murray, Keegan	2021

<b>16</b>	
Greene, Herald (Skip)	1950,51,52
Davis, McKinley	1952,53,54,55
Paul, Norman	

<b>18</b>	
Mau, Robert	1953

<b>19</b>	
Cochrane, Everett	1951,52
Hettrick, Gene	1953

<b>20</b>	
Kennedy, Ryan	
Miller, Robert	1953
John-Lewis, Americus	1957
Messick, Gerald	1962,63
Peth, Dick	1976,77,78,79
Darsee, Jon	1980,81,82
Moe, Jeff	1985,86,87,88
Barnes, Val	1991,92,93
Oliver, Dean	1998,99,00,01
Warren, Chris	2003
Rand, Ben	2004
Brommer, Andrew	2009,10,11,12
Uthoff, Jarrod	2014,15,16
Till, Riley	2018,19,20
Murray, Kris	2021

<b>21</b>	
Wiese, Richard	
Cain, Carl	1954,55,56

<b>22</b>	
Brawner, Gene	
Seaberg, William	1954,55,56
McCaffery, Patrick	2021

<b>23</b>	
Armstrong, Maclay	
Harris, Tom	
Schulz, Bob	1945,48,49
Clifton, Robert	1950,51,52
Johnson, Roy	1954,55,57
Dull, Michael	1960
Roach, Dave	1962,63,64
Jones, Gerry	1965,67
Mays, Archie	1975,76
Hallstrom Jim	1978
Speraw, Kirk	1979
Arens, Mike	1980
Johnson, Dennis	1981
Stange, Kurt	1983,84
Marble, Roy	1986,87,88,89
Winters, James	1991,92,93,94
Davis, Ricky	1998
Henderson, Duez	1999,00,01,02
Thomas, Doug	2005,06
Davis, Jermain	2009
Ukah, Okey	2014,15,16
Jones, Dale	2017
Ogundele, Josh	2021

<b>24</b>	
Roeder, Richard	
Schantz, Mark	
Stark, Paul	
Martel, Augustine	1955,56,57
McConnell, Jim	1957,58
Philips, Chris	1967,68,69
Jessen, Joel	1964,66
Brown Jr, Fred	1970,71
Grabinski, Ken	1970,71,72
Hakeman, Dennis	1974
Thompson, Leon	1974,75
Mayfield, William	1976,77,78,79
Hansen, Bob	1980,81,82,83
Morgan, Michael	1985,86,87,88
Moses, James	1989,90,91,92
Luehrsmann, Ryan	1997,98,99,00
Recker, Luke	2001,02
Johnson, Justin	2007,08
Fuller, Aaron	2009,10
Cartwright, Bryce	2011,12
Ingram, Patrick	2013
Ellingson, Brady	2015,16,17,18
Hobbs, Nicolas	2019,20



<b>25</b>	
Gebhard, Bob	
Liston, John	
Schroeder, Gregg	
Sumpter, Cliff	
Thompson, Herbert	1951,52,53
Gunther, Dave	1957,58,59
Hankins, Andrew	1962,63,64
Chapman, Tom, Jr.	1965,66,67
Vaughan, Reggie	1973
Berkenpas, Todd	1982,83,84,85
Horton, Ed	1986,87,88,89
Simmons, Vernon	1997,98
Reed, Carlton	2005,06
May, Eric	2010,11,12,13
Uhl	2015,16,17,18
Cook, Tyler	2019
<b>26</b>	
Crookham, Carter	
Roeder, Dick	
Hegg, Peer	1957
<b>27</b>	
Darling, Charles	1950,51,52
<b>28</b>	
Ridley, Gerald	1953,54,55
<b>29</b>	
Hettrick, Gene	1953
<b>30</b>	
Chime, Phil	
Gordon, Robert	
Kitchen, Clyde	
Kelley, Jim	
Ursery, Kurt	
Arnold, Kenny	1954,55,56
Washington, Bob	1958,59
Purcell, Tom	1961
Frost, Dan	1975,76
Kelley, Scott	1977,78
Carter, John	1994,95
Galloway, Kyle	1998,00,01
Spurgeon, Kurt	2003,04
Peterson, Jeff	2008,09
White, Aaron	2012,13,14,15
Hutton, Brandon	2016
McCaffery, Connor	2019,20,21
<b>31</b>	
Dorsey, Benjamin	
Logan, William	1954,55,56
<b>32</b>	
Johnston, Larry	
Jarnagin, Charles	1952,53,54
Wordlaw, Clarence	1957,58,59
Pervall, Chris	1965,66
Brown, Fred	1970,71
Parker, Larry	1973,74,75,76
Brookins, Vincent	1978,79,80,81
Dennard, Jerry	1982,83
Snedeker, Dave	1984,85
Jewell, Mark	1987,88
Thompson, Ray	1989
McCausland, Kent	1996,97,98,99
Evans, Reggie	2001,02
Kelly, Jake	2008,09
Stubbs, Branden	2011,12

<b>33</b>	
McBride, Dan	
Nelson, John	
Schoof, William	1954,55,56
Miller, Thomas	1969,70,71
Moore, Larry	1973,75
Frost, Terry	1975,76
<b>34</b>	
Jensen, Merle	
Mittelberg, Kent	
Toland, Trevor	
Carpenter, Robert	1959
Mehlhaus, Doug	1962,63
Thompson, Scott	1974,75,76
Norman, Tom	1977,78,79
Anderson, Craig	1981,82,83,84
Lookingbill, Wade	1989,90,92,93
Koberg, Kerry	1998
Range, Joey	1999
Hansen, Erek	2004,05,06
Smith, Tyler	2007
Lickliter, John	2009,10
Stokes, Darius	2011,12
Woodbury, Adam	2013,14,15,16
<b>35</b>	
Border, Lee	
Rathert, Keith	
Buckles, Kenneth	1952,53
George, Robert	1954,55,56
Sullinger, Harold	1972
Boyle, Bryan	1983,84
Gamble, Kevin	1986,87
Rabenold, Scott	1998
Henderson, Mike	2004,05,06,07
Archie, Devon	2010,11,12
Stokes, Darius	2013,14
Pemsl, Cordell	2017,18,20
<b>36</b>	
Ridley, Gerald	1953,54,55
McConnell, Jim	1957,58
<b>37</b>	
Berry, Henry	
Davidson, Arny	
Meeker, Ray	
Pitts, Gene	
<b>38</b>	
Duncan, Douglas	1954,55
Harring, Richard	1959
<b>39</b>	
Williams, Joe	1957
<b>40</b>	
McCauley, Bob	
Ritter, Richard	
Seaberg, William	1954,55,56
Perkins, Lewis	1965,66,67
Hazley, Omar	1969,70,71
Drake, Terry	1975,77,78
Magnusson, Jim	1976
Boyle, Kevin	1979,80,81,82
Hill, Kent	1985,86,87,88
Street, Chris	1991,92,93

<b>41</b>	
Reichow, Jerry	
Seaberg, William	1954,55,56
Stokes, Greg	1982,83,84,85
<b>42</b>	
Cuthpert, Curtis	
Ward, Ivory	
Hairston, John	1947,75,76,77
Payne, Thomas	1956
Novak, Joel	1961,62
Riddle, Fred	1963,65
McGrath, Rolly	1966,67,68
Rowat, Lynn	1971,72
Thomas, Leon	1974,75
Phelps, Van	1977
Henry, Mike	1978,79,80
Payne, Michael	1982,83,84,85
Webb, Jay	1990,91,92,93
Bowen, Ryan	1995,96,97,98
Ramos, Antonio	1999
Dollmeyer, Greg	2003
Meyer, Kyle	2013,14
<b>43</b>	
Rosborough, Jim	
Swift, Larry	
Lorenz, Gary	1961,62
Calabria, Chad	1968,69,70
Williams, Rick	1972,73
Washington, Nate	1974
Phelps, Van	1977
Tubbs, Brig	1989,90,91,92
Smith, Jason	1999,00,01
<b>44</b>	
Leffingwell, Hugh	
Worley, Glen	
Nau, Earl	1958
Heitman, Michael	1958,59,60
Reddington, Joe	1961,62,63
Banaszek, Kenneth	1964,65
McGilmer, Benjamin	1966,69,70
Vidnovic, Glenn	1968,69,70
Kunnert, Kevin	1971,72,73
Hargrave, Clay	1976,77,78
Gannon, Mark	1980,81,82,83
Lorenzen, Al	1985,86,87,88
Bartels, Jim	1991,93,94,95
Koch, J.R.	1996,97,98,99
Brunner, Greg	2003,04,05,06
Tate, Cyrus	2007,08,09
Cougill, Brennan	2010
<b>45</b>	
Rogers, Vic	
Gentry, Nolden	1958,59,60
Shaw, Richard	1961,62,63
Peeples, George	1964,65,66
Johnson, John	1969,70
Ingram, Michael	1989,90
Moore, Darryl	1997,98
Williams, John Carl	1999,00
<b>46</b>	
Scheuerman, Milton	1954,55,56

<b>50</b>	
McCausland, Mac	
Schebler, Pete	
Skea, William	1963,64
Gatens, Mike	1974,75,76
Olsthorn, Larry	1977,78
Heller, Mike	1980
Bullard, Matt	1989,90
Robinson, Alvin	1996,97
Cole, Jarryd	2008,09,10,11
<b>51</b>	
Petratis, Stan	
Denoma, Mike	1963,64,65
Breedlove, Huston	1966,67,68
Venik, Harry	1967
Miranda, Joe	1969
Mims, Fred	1972
Jepsen, Les	1987,88,89,90
Rebholz, Mike	1999
Gomes, Marcelo	1999,00
Baer, Nicholas	2016,17,18
<b>52</b>	
Carver, Mike	
Crum, Fred	
Hegg, Peer	1957
Runge, Dennis	1960,61
Riddle, Fred	1963,65
Olson, Gary	1964,65,66
Schulze, Tom	1969,70
Angersola, Ken	1973
Thomas, Leon	1974,75
Haberecht, Fred	1975,76
Hallstom, Jim	1978
Waite, Steve	1978,79,80,81
Millard, Russ	1993,94,95,96
Scott, Cortney	2001
Looby, Kurt	2007,08
<b>53</b>	
Nielsen, Steve	
Worley, Glen	
Lyon, Terry	1963
Williams, Sam H.	1967,68
Zagar, Ronald	1960
Collins, James	1972,73,74
Haberer, Brian	1998
Sonderleiter, Sean	2001,02,03
Gorney, Seth	2005,06,07,08
<b>54</b>	
King, Bruce	1975,76,77
Kraficisin, Steve	1979,80,81
Lohaus, Brad	1983,84,86,87
Rucker, Guy	1997,98,99
<b>55</b>	
Rathert, Keith	
Earl, Acie	1990,91,92,93
Helmers, Greg	1995,96,97,98
Garza, Luka	2018,19,20,21
<b>57</b>	
Gunther, Dave	1957,58,59

*Note: Player jersey numbers were compiled recently and may not include some numbers from the early years of Iowa basketball.*



Nov. 9	Akron at Ohio State	5 p.m.	ESPN2	Nov. 22	Ohio State vs. Seton Hall	5 p.m.	FS1
	Kansas vs. Michigan State	TBD	ESPN		Cornell at Penn State	5:30 p.m.	B1G Network
	Bellarmino at Purdue	TBD	B1G+		Illinois vs. Cincinnati	5:30 p.m.	ESPNEWS
	Eastern Illinois at Northwestern	TBD	B1G+		Western Michigan at Iowa	7:30 p.m.	B1G Network
	Eastern Michigan at Indiana	TBD	B1G+		Northwestern vs. Providence	8:30 p.m.	ESPN+
	Jackson State at Illinois	TBD	B1G+		Lafayette at Rutgers	TBD	B1G+
	St. Francis (NY) at Wisconsin	TBD	B1G+		Texas A&M vs. Wisconsin	TBD	ESPN/ESPN2
	Longwood at Iowa	TBD	B1G+	Nov. 23	Tennessee State at Nebraska	8 p.m.	B1G Network
	Quinnipiac at Maryland	TBD	B1G+		Arkansas/Kansas State vs. Illinois	TBD	ESPN2/ESPNEWS
	Kansas City at Minnesota	TBD	B1G+		Butler/Houston vs. Wisconsin	TBD	ESPN/ESPN2
	Western Illinois at Nebraska	TBD	B1G+		Georgia/Virginia vs. Northwestern	TBD	TBD
Nov. 10	Buffalo at Michigan	5:30 p.m.	B1G Network	Nov. 24	Tarleton State at Michigan	6 p.m.	B1G Network
	Youngstown State at Penn State	7:30 p.m.	B1G Network		Jacksonville at Minnesota	8 p.m.	B1G Network
	Lehigh at Rutgers	TBD	B1G+		Loyola (IL) vs. Michigan State	TBD	ESPN
Nov. 11	George Washington at Maryland	5:30 p.m.	B1G Network		Florida/California vs. Ohio State	TBD	FS1
Nov. 12	Arkansas State at Illinois	TBD	B1G+		TBD vs. Wisconsin	TBD	ESPN/ESPN2
	Green Bay at Wisconsin	TBD	B1G+	Nov. 25	Richmond vs. Maryland	6 p.m.	TBD
	High Point at Northwestern	TBD	B1G+		Auburn/Connecticut vs. Michigan State	TBD	ESPN
	Indiana State at Purdue	TBD	B1G Network	Nov. 26	Omaha at Purdue	TBD	B1G+
	Niagara at Ohio State	TBD	B1G+		UTRGV at Illinois	TBD	B1G+
	Northern Illinois at Indiana	TBD	B1G+		Portland State at Iowa	TBD	B1G+
	Sam Houston State at Nebraska	TBD	B1G+		TBD vs. Michigan State	TBD	ESPN
	Kansas City at Iowa	TBD	B1G+		LSU vs. Penn State	TBD	CBS SN
	Western Michigan at Michigan State	TBD	B1G Network	Nov. 27	Marshall at Indiana	TBD	B1G Network
	Western Kentucky vs. Minnesota	TBD	TBD		South Dakota at Nebraska	TBD	B1G+
Nov. 13	Merrimack at Rutgers	TBD	B1G+		Oregon St./Wake Forest vs. Penn State	TBD	CBS SN
	Michigan vs. Prairie View A&M	7 p.m.	B1G Network		Louisville/Miss. State vs. Maryland	TBD	TBD
	Vermont at Maryland	TBD	B1G+		Rutgers at Massachusetts	TBD	TBD
Nov. 14	South Carolina/Princeton vs. Minnesota	TBD	TBD	Nov. 29	Iowa at Virginia	TBD	TBD
Nov. 15	Bowling Green at Ohio State	5:30 p.m.	B1G Network	Nov. 30	Indiana at Syracuse	TBD	TBD
	Illinois at Marquette	6 p.m.	FS1		Minnesota at Pittsburgh	TBD	TBD
	N.C. Central at Iowa	8 p.m.	B1G Network		Northwestern at Wake Forest	TBD	TBD
	Providence at Wisconsin	8 p.m.	FS1		Duke at Ohio State	TBD	TBD
	Penn State at Massachusetts	TBD	TBD	Dec. 1	Wisconsin at Georgia Tech	TBD	TBD
Nov. 16	Creighton at Nebraska	6 p.m.	FS1		Michigan at North Carolina	TBD	TBD
	Wright State at Purdue	6 p.m.	B1G Network		Miami at Penn State	TBD	TBD
	N.C. Central at Iowa	8 p.m.	B1G Network		Virginia Tech at Maryland	TBD	TBD
	New Orleans at Northwestern	TBD	B1G+	Dec. 3	Rutgers at Illinois	6 p.m.	ESPN2
	NJIT at Rutgers	7:30 p.m.	B1G+		Iowa at Purdue	8 p.m.	B1G Network
	Seton Hall at Michigan	8 p.m.	FS1	Dec. 4	Marquette at Wisconsin	11:30 a.m.	FOX
Nov. 17	Michigan State at Butler	6 p.m.	FS1		San Diego State at Michigan	Noon	CBS
	George Mason at Maryland	6 p.m.	B1G Network		Nebraska at Indiana	TBD	B1G Network
	St. John's at Indiana	8 p.m.	FS1		Toledo at Michigan State	TBD	B1G Network
Nov. 18	Ohio State at Cincinnati	5:30 p.m.	FS1	Dec. 5	Northwestern at Maryland	11 a.m.	B1G Network
	Alabama State at Iowa	6 p.m.	B1G Network		Ohio State at Penn State	6:30 p.m.	B1G Network
	Rutgers at DePaul	7:30 p.m.	FS1		Minnesota at Mississippi State	TBD	TBD
	Fairleigh Dickinson at Northwestern	8 p.m.	B1G Network	Dec. 6	Illinois at Iowa	6 p.m.	FS1
Nov. 19	Hofstra at Maryland	5:30 p.m.	FS1	Dec. 7	Michigan at Nebraska	6 p.m.	ESPN2
	IPFW at Minnesota	TBD	B1G+	Dec. 8	Indiana at Wisconsin	6 p.m.	B1G Network
	Idaho State at Nebraska	TBD	B1G+		Michigan State at Minnesota	8 p.m.	B1G Network
Nov. 20	North Carolina vs. Purdue	3 p.m.	ESPNEWS		Towson at Ohio State	8 p.m.	ESPNU
	Eastern Michigan at Michigan State	TBD	B1G+		Wagner at Penn State	TBD	B1G+
Nov. 21	Louisiana at Indiana	6:30 p.m.	B1G Network	Dec. 9	Purdue at Rutgers	6 p.m.	B1G Network
	Southern at Nebraska	3 p.m.	ESPNU		Iowa at Iowa State	8 p.m.	ESPN2
	Villanova/Tennessee vs. Purdue	TBD	ABC/ESPN				

# 2021-22 COMPOSITE BIG TEN SCHEDULE

Dec. 11	Auburn vs. Nebraska Wisconsin at Ohio State Penn State at Michigan State Arizona at Illinois Minnesota at Michigan	10:30 a.m. 11 a.m. 1 p.m. 4 p.m. 5:30 p.m.	ESPN2 B1G Network B1G Network FOX B1G Network	Jan. 3	Wisconsin at Purdue Maryland at Iowa	6 p.m. 8 p.m.	B1G Network B1G Network
Dec. 12	Merrimack at Indiana N.C. State vs. Purdue NJIT at Northwestern Florida vs. Maryland Rutgers at Seton Hall	11 a.m. 1 p.m. 3 p.m. 3:30 p.m. 6:30 p.m.	B1G Network B1G Network ESPNU B1G Network FS1	Jan. 4	Michigan at Rutgers	6 p.m.	B1G Network
Dec. 14	Texas A&M-CC at Minnesota	7 p.m.	B1G Network	Jan. 5	Nebraska at Michigan State Penn State at Northwestern	6 p.m. 8 p.m.	B1G Network B1G Network
Dec. 15	Nicholls State at Wisconsin	7 p.m.	B1G Network	Jan. 6	Maryland at Illinois Ohio State at Indiana Iowa at Wisconsin	6 p.m. 6 p.m. 8 p.m.	ESPN2 FS1 FS1
Dec. 18	Purdue vs. Butler St. Francis (PA) at Illinois Notre Dame at Indiana DePaul at Northwestern Penn State at VCU Rider at Rutgers Kentucky vs. Ohio State Southern Utah at Michigan Utah State vs. Iowa	11 a.m. Noon 1:30 p.m. 2 p.m. 2:30 p.m. 4 p.m. 4 p.m. 6 p.m. 8 p.m.	FOX B1G Network FOX B1G Network NBC SN B1G Network CBS B1G Network B1G Network	Jan. 8	Purdue at Penn State Nebraska at Rutgers Michigan State at Michigan	11 a.m. 1 p.m. 1:30 p.m.	B1G Network B1G Network FOX
Dec. 19	Kansas State at Nebraska UNLV vs. Michigan	5 p.m. 11:30 p.m.	B1G Network ESPN	Jan. 9	Minnesota at Indiana Wisconsin at Maryland Northwestern at Ohio State	11 a.m. TBD TBD	FS1 B1G Network B1G Network
Dec. 20	Incarnate Word at Purdue Illinois-Springfield at Northwestern	6 p.m. TBD	B1G Network B1G Network	Jan. 11	Rutgers at Penn State Illinois at Nebraska Purdue at Michigan	5:30 p.m. 7:30 p.m. 8 p.m.	B1G Network B1G Network ESPN/ESPN2
Dec. 21	UT-Martin at Ohio State IPFW at Michigan Southeastern Louisiana at Iowa Arizona/Wichita State vs. Michigan Oakland vs. Michigan State	6 p.m. 6 p.m. TBD TBD TBD	ESPNU B1G Network B1G+ ESPN/ESPN2 TBD	Jan. 12	Minnesota at Michigan State Maryland at Northwestern	6 p.m. 8 p.m.	B1G Network B1G Network
Dec. 22	Northern Kentucky at Indiana Kennesaw State at Nebraska Missouri vs. Illinois Green Bay at Minnesota Quinnipiac at Penn State	6 p.m. 6:30 p.m. 8 p.m. TBD TBD	B1G Network ESPNU B1G Network B1G+ B1G+	Jan. 13	Ohio State at Wisconsin Indiana at Iowa	6 p.m. 8 p.m.	ESPN2 FS1
Dec. 23	Morgan State at Wisconsin CCSU at Rutgers	6 p.m. 7:30 p.m.	B1G Network ESPNU	Jan. 14	Nebraska at Purdue Michigan at Illinois	5:30 p.m. 8 p.m.	FS1 FS1
Dec. 28	New Orleans at Ohio State Loyola (MD) at Maryland	5:30 p.m. 7:30 p.m.	B1G Network B1G Network	Jan. 15	Northwestern at Michigan State Rutgers at Maryland	11 a.m. 1 p.m.	B1G Network B1G Network
Dec. 29	Alcorn State at Minnesota Delaware State at Penn State Florida A&M at Illinois Illinois State at Wisconsin Maine at Rutgers Nicholls State at Purdue UNC Asheville at Indiana High Point at Michigan State Western Illinois at Iowa	TBD TBD TBD TBD TBD TBD TBD TBD TBD	B1G+ B1G+ B1G Network B1G+ B1G+ B1G Network B1G Network B1G Network B1G+	Jan. 16	Iowa at Minnesota Penn State at Ohio State	TBD TBD	B1G Network B1G Network
Dec. 30	Prairie View A&M at Northwestern Brown at Maryland Michigan at Central Florida	4 p.m. 6 p.m. 6 p.m.	B1G Network B1G Network ESPN2	Jan. 17	Purdue at Illinois Indiana at Nebraska	11 a.m. 5 p.m.	FOX B1G Network
Jan. 2	Michigan State at Northwestern Indiana at Penn State Illinois at Minnesota Ohio State at Nebraska	1 p.m. 3 p.m. 5 p.m. 7 p.m.	B1G Network B1G Network B1G Network B1G Network	Jan. 18	Maryland at Michigan Wisconsin at Northwestern	6/8 p.m. 6:30/8 p.m.	ESPN/ESPN2 B1G Network
				Jan. 19	Minnesota at Penn State Iowa at Rutgers	5:30 p.m. 7:30 p.m.	B1G Network B1G Network
				Jan. 20	Purdue at Indiana	6 p.m.	FS1
				Jan. 21	Illinois at Maryland Michigan State at Wisconsin	6 p.m. 8 p.m.	FS1 FS1
				Jan. 22	Rutgers at Minnesota Nebraska at Ohio State Penn State at Iowa	11 a.m. TBD TBD	B1G Network B1G Network B1G Network
				Jan. 23	Michigan at Indiana Northwestern at Purdue	TBD Noon	CBS B1G Network
				Jan. 25	Michigan State at Illinois Maryland at Rutgers Wisconsin at Nebraska	6 p.m. 6 p.m. 8 p.m.	ESPN/ESPN2 B1G Network B1G Network
				Jan. 26	Northwestern at Michigan Penn State at Indiana	5:30 p.m. 7:30 p.m.	B1G Network B1G Network
				Jan. 27	Ohio State at Minnesota Purdue at Iowa	6 p.m. 8 p.m.	ESPN2 FS1



Jan. 29	Michigan at Michigan State Indiana at Maryland Illinois at Northwestern Rutgers at Nebraska	11:30 a.m. 1:30 p.m. 3:30 p.m. 5:30 p.m.	CBS FOX B1G Network B1G Network	Feb. 23	Rutgers at Michigan Wisconsin at Minnesota	6 p.m. 8 p.m.	B1G Network B1G Network
Jan. 30	Ohio State at Purdue Minnesota at Wisconsin	11 a.m. Noon	CBS B1G Network	Feb. 24	Maryland at Indiana Ohio State at Illinois	6 p.m. 8 p.m.	FS1 FS1
Jan. 31	Iowa at Penn State	6 p.m.	B1G Network	Feb. 25	Northwestern at Penn State Iowa at Nebraska	6 p.m. 8 p.m.	FS1 FS1
Feb. 1	Michigan State at Maryland Rutgers at Northwestern Nebraska at Michigan	6 p.m. 6 p.m. 8 p.m.	ESPN/ESPN2 B1G Network B1G Network	Feb. 26	Wisconsin at Rutgers Purdue at Michigan State	5 p.m. TBD	B1G Network ESPN/ESPN2
Feb. 2	Purdue at Minnesota Wisconsin at Illinois	6 p.m. 8 p.m.	B1G Network B1G Network	Feb. 27	Illinois at Michigan Ohio State at Maryland Indiana at Minnesota	1 p.m. 3 p.m. 5 p.m.	CBS CBS ESPN2/ESPNU
Feb. 3	Iowa at Ohio State	7 p.m.	FS1	Feb. 28	Nebraska at Penn State Northwestern at Iowa	6 p.m. 8 p.m.	B1G Network B1G Network
Feb. 5	Illinois at Indiana Northwestern at Nebraska Michigan at Purdue Michigan State at Rutgers Penn State at Wisconsin	11 a.m. Noon 1:30 p.m. 2/2:30 p.m. 5 p.m.	ESPN/ESPN2 B1G Network FOX FOX B1G Network	Mar. 1	Purdue at Wisconsin	8 p.m.	ESPN/ESPN2
Feb. 6	Maryland at Ohio State Minnesota at Iowa	Noon TBD	CBS B1G Network	Mar. 2	Rutgers at Indiana Minnesota at Maryland	6 p.m. 8 p.m.	B1G Network B1G Network
Feb. 8	Wisconsin at Michigan State Indiana at Northwestern Michigan at Penn State	6 p.m. 8 p.m. 8 p.m.	B1G Network B1G Network ESPN/ESPN2	Mar. 3	Michigan State at Ohio State Penn State at Illinois Iowa at Michigan	6 p.m. 6 p.m. 8 p.m.	ESPN/ESPN2 FS1 FS1
Feb. 9	Ohio State at Rutgers Minnesota at Nebraska	6 p.m. 8 p.m.	B1G Network B1G Network	Mar. 5	Indiana at Purdue	TBD	ESPN/ESPN2
Feb. 10	Iowa at Maryland Illinois at Purdue	6 p.m. 8 p.m.	ESPN2 ESPN/ESPN2	Mar. 6	Penn State at Rutgers Michigan at Ohio State Nebraska at Wisconsin Maryland at Michigan State Minnesota at Northwestern Iowa at Illinois	11 a.m. 11:30 a.m. 1 p.m. 3:30 p.m. 6:30 p.m. 6:30 p.m.	B1G Network FOX B1G Network CBS B1G Network FS1
Feb. 12	Rutgers at Wisconsin Indiana at Michigan State Ohio State at Michigan Penn State at Minnesota	1 p.m. 2:30 p.m. 5 p.m. 7:30 p.m.	FS1 FOX ESPN/ESPN2 B1G Network				
Feb. 13	Maryland at Purdue Northwestern at Illinois Nebraska at Iowa	Noon 1 p.m. 2 p.m.	CBS B1G Network FS1				
Feb. 15	Michigan State at Penn State Minnesota at Ohio State Wisconsin at Indiana	5:30 p.m. 7:30 p.m. 8 p.m.	B1G Network B1G Network ESPN/ESPN2				
Feb. 16	Illinois at Rutgers Purdue at Northwestern	6 p.m. 8 p.m.	B1G Network B1G Network				
Feb. 17	Michigan at Iowa	6 p.m.	ESPN/ESPN2				
Feb. 18	Maryland at Nebraska	8 p.m.	B1G Network				
Feb. 19	Indiana at Ohio State Illinois at Michigan State Northwestern at Minnesota	11 a.m. 1:30 p.m. 3 p.m.	ESPN FOX B1G Network				
Feb. 20	Michigan at Wisconsin Rutgers at Purdue	Noon 4:30 p.m.	CBS FS1				
Feb. 21	Penn State at Maryland	6 p.m.	ESPN/ESPN2				
Feb. 22	Michigan State at Iowa Nebraska at Northwestern	6 p.m. 7 p.m.	ESPN/ESPN2 B1G Network				



**The Hawkeye Visions Endowment Program:** Hawkeye Visions is an on-going campaign, which seeks to build an endowment capable of covering the cost, via earnings, of UI student-athlete scholarships. The program currently includes over 200 scholarships ranging from fully endowed scholarships, partially endowed, in development or scholarships pledged via an estate gift. The following Visionary and Leadership level endowed scholarships will be awarded for the 2021-22 academic year.

### Visionary Level Scholarships

Beth and Bob Allsop Point Guard Scholarship  
 John and Ruth Beckman Scholarships  
 Ray Carlson Lineman Scholarship  
 Mark C. Falb Quarterback Scholarship  
 Bill and John Fenton Football Scholarship  
 George C. and Nora Foerstner Memorial and Alex A. and JoAnn F. Meyer Football Scholarships  
 Russ and Ann Gerdin Family Football Scholarships  
 Russ and Ann Gerdin Family Men's Basketball Scholarships  
 Russ and Ann Gerdin Family Women's Basketball Scholarship  
 Russ and Ann Gerdin Family Wrestling Scholarship  
 Russ and Ann Gerdin Family Athletic Scholarship  
 Leonard A. and Marlene S. Hadley Center Football Scholarship  
 Mike "Hammer" Hammond Football Scholarship Fund  
 Robert G. and Annalee Jacoby Hockridge Wrestling Scholarship  
 Jim and Rhonda Juhlin Men's Basketball Scholarship  
 Nile Kinnick Leadership Scholarship

Mary Lee Hawkeye Spirit Scholarships  
 Gus and Theo Mastrogany Football End Scholarship  
 Robert W. and Jean C. Otilie Athletic Scholarships  
 Ned and Reba Postels Family Men's Basketball Scholarship  
 James Rohweder Baseball Second Baseman Scholarship  
 James Rohweder Softball Second Baseman Scholarship  
 Christian G. 'Dutch' Schmidt Baseball Scholarships  
 Keith and Justine Schulte "6th-Man" Men's Basketball Scholarship  
 John and Peg Slusher Softball Catcher Scholarship  
 Roland and Esther Smith Men's Athletic Scholarships  
 Roland and Esther Smith Women's Athletic Scholarships  
 Arthur E. Stanley Football Scholarships  
 Chris Street Memorial Men's Basketball Scholarship  
 Dale L. Tieden Football Scholarships  
 Henry B. and Patricia B. Tippie Athletic Scholarships  
 Dr. Virginia M. Weimar Women's Basketball Scholarship  
 Jim and Susan Woods Offensive Lineman Scholarship

### Leadership Level Scholarships

Dr. C.F. "Larry" and Lois Barrett Football Scholarship  
 Micheal and Patricia Beal Women's Basketball Scholarship  
 P. Sue Beckwith, M.D., Women's Basketball Scholarship  
 P. Sue Beckwith, M.D., Rowing Scholarship  
 Warren and Harriet Berman Family Football Scholarship  
 Warren and Harriet Berman Family Men's Basketball Scholarship  
 Mike Boddicker Baseball Scholarship  
 Lester Bookey Memorial Scholarship  
 Patty and Tom Buroker Football Scholarship  
 Thomas L. Cardella Football Scholarship  
 B. W. "Wayne" Carpenter Family Football Scholarship  
 Carver Scholarship/Slater Award  
 Gene and Jennie Clay Football Scholarship  
 John and Mary Ann Colloton Men's Basketball Scholarship  
 John and Mary Ann Colloton Football Scholarship  
 John and Mary Ann Colloton Women's Basketball Scholarship  
 John and Mary Ann Colloton Wrestling Scholarship  
 Catherine Nacke Cooper Men's Basketball Scholarship  
 Brad and Peggy Davis Golf Scholarship  
 Tom and Shari Davis Men's Basketball Manager Scholarship  
 Doran Family Gymnastics Scholarship  
 C. W. "Bump" Elliott Football Scholarship  
 Dr. Brent and Ellen Feller Men's Basketball Scholarship  
 John Ferentz Memorial Football Scholarship  
 Fitzgerald Family Women's Basketball Scholarship  
 Hayden Fry Captain's Scholarship  
 Eugene and Pat Gauron Women's Tennis Scholarship  
 Al Grady Memorial Football Scholarship  
 Hanlen Family Athletic Scholarship  
 Carol Hauptert Football Scholarship  
 Donald W. and Marilyn Heineking Baseball Scholarship  
 Donald W. and Marilyn Heineking Football Scholarship  
 Donald W. and Marilyn Heineking Men's Cross Country/Track Scholarship  
 Donald W. and Marilyn Heineking Men's Basketball Manager's Scholarship  
 Donald W. and Marilyn Heineking Softball Scholarship  
 Donald W. and Marilyn Heineking Volleyball Scholarship  
 Donald W. and Marilyn Heineking Women's Basketball Scholarship  
 Donald W. and Marilyn Heineking Wrestling Scholarship  
 Theo and Glenda Hitchens Football Scholarship  
 Theo and Glenda Hitchens Men's Basketball Scholarship  
 James Hoak Men's Golf Scholarship  
 Tim and Kathee Howard Football Scholarship  
 Iowa Style Wrestling Scholarship  
 Richard O. Jacobson Football Scholarship  
 Johnson County I-Club Football Scholarship  
 Johnson County I-Club Wrestling Scholarship  
 Bud and Georgia Johnson Women's Basketball Scholarship  
 Bud and Georgia Johnson Volleyball Scholarship  
 Nile Kinnick Memorial Scholarships  
 Nile Kinnick Scholarship for Women  
 Ron Kirchhoff Men's Basketball Scholarship  
 Don and Joyce Klimes Football Scholarship  
 W. A. Krause Football Scholarship  
 Gary Kurdelmeier Wrestling Scholarship  
 Robert and Dorothy Lee Scholarship  
 Michael and Chelle Lehman Volleyball Scholarship

Jack and Ailene Liechty Men's Golf Scholarship  
 Jack and Ailene Liechty Football Scholarship  
 Jack and Ailene Liechty Men's Basketball Scholarship  
 Jack and Ailene Liechty Women's Basketball Scholarship  
 Linn County I-Club Football Scholarship  
 Lohaus Men's Basketball Scholarship  
 Paul Mason Memorial Scholarship  
 Bob and Jo Lynne Meskimen Family Football Scholarship  
 Monday Morning Quarterback Club Football Scholarship  
 Terry and Susan Mulligan Football Scholarship  
 Terry and Susan Mulligan Men's Swimming Scholarship  
 Bucky O'Connor Men's Basketball Scholarship  
 Bucky O'Connor Men's Golf Scholarship  
 Dennis and Donna Oldorf Athletic Scholarship  
 Robert and Ruth Bywater Olson Football Scholarship  
 Bob and Dorothy Otto Football Scholarship  
 Dave Paulson Baseball Scholarship  
 Whitey and Grace Piro Football Scholarship  
 William and Kay Pitlik Wrestling Scholarship  
 William and Kay Pitlik Football Scholarships  
 William and Kay Pitlik Softball Scholarship  
 William and Kay Pitlik Women's Basketball Scholarship  
 William and Kay Pitlik Field Hockey Scholarship  
 Polk County I-Club Football Scholarship  
 Polk County I-Club Softball Scholarship  
 Rigler Family Football Scholarship  
 Dave and Rita Roberts Women's Basketball Scholarship  
 Bob Root Memorial Football Scholarship  
 Stella Wolff Sanford Women's Scholarship  
 Douglas D. Schnoebelen Women's Basketball Scholarship  
 John and Dorothy Sill Wrestling Scholarship  
 Val, Marilyn and Gary Skarda Family Baseball Scholarship  
 Betty and Bob Stein Family Swimming Scholarship  
 Professor Ralph I. and Barbara G. Stephens Women's Basketball Scholarship  
 Marshall Stewart Athletic Scholarship  
 Dennis and Janice Oliver Strang Football Scholarship  
 John Streif Men's Basketball Scholarship  
 Ben Trickey Memorial Scholarship  
 Raymond K. and Susan K. Vawter Football Scholarship  
 W. David Ward Football Scholarship  
 George Wine Sports Information Scholarship  
 Earl and Edna Yoder Football Scholarship

### The Hawkeye Visions Endowment Program: Investing in a Winning Future

To make a gift or for more information about the Hawkeye Visions Endowment Program, please contact Director of Development Sloane Tyler at (319-467-3736), [Sloane.Tyler@foriowa.org](mailto:Sloane.Tyler@foriowa.org), or (800) 648-6973. Please visit [jointheclub.com](http://jointheclub.com) for more information. The UI Center for Advancement is the preferred channel of support for private contributions to all areas of the University of Iowa.

#### Current Athletic Endowed Scholarship Gift Minimums

Sustaining Scholarships require a gift of at least \$100,000

*Naming example: The John and Jane Doe Athletic Scholarship*

Leadership Scholarships require a gift of at least \$500,000

*Naming example: The Doe Family Baseball Scholarship*

Visionary Scholarships require a gift of at least \$1,000,000

*Naming example: The Jane Doe Women's Basketball Point Guard Scholarship*



Iowa's Carver-Hawkeye Arena is located on the west campus in the University's athletic complex, approximately one-quarter mile northwest of Kinnick Stadium. It is a few minutes' drive from Interstate 80 and 380 and about 30 minutes from the Eastern Iowa Airport in Cedar Rapids.

The press section at the arena is located on the west side of the floor.

A hospitality room for the media is located through the main exit ramp off the playing floor. Soft drinks are available to the media, along with concession stand food vouchers.

Postgame conferences with the head coaches are held in the Press Room. Iowa player interviews are conducted in the press room following the coach's interviews.

**COACH MCCAFFERY CONFERENCES/INTERVIEW REQUESTS**

Coach Fran McCaffery holds media conferences in Carver-Hawkeye Arena and Zoom calls throughout the season. Requested Iowa players are available on days Coach McCaffery meets with the media. A schedule of dates and times is provided to media prior to the season. All Iowa practice sessions are closed to the public and media.

All interview requests for members of the Iowa coaching staff and Hawkeye student-athletes should be directed through athletic communications (319) 335-9411. Please refrain from contacting members of the basketball program directly.

**CREDENTIALS**

Requests for game credentials should be directed in e-mail to Matt Weitzel ([matthew-weitzel@uiowa.edu](mailto:matthew-weitzel@uiowa.edu)). Requests should be filed early enough to allow time for processing. Credentials that are not mailed can be claimed at the Will Call window at the Carver-Hawkeye Arena ticket office, located at the north entrance to the arena. Photo identification is required.

**PARKING**

Requests for parking should be made when requesting credentials. Media parking is located in lots 40 and 33 near the East side of Carver-Hawkeye Arena.

**SERVICES**

A gameday flipcard and halftime box scores will be at each seat in press row. Live stats are available for each game at [statbroadcast.com](http://statbroadcast.com). Approximately 10-15 minutes after the game, the complete statistics packet will be distributed to each member of the working media in attendance. Stats and play-by-play in PDF format will be emailed approximately 30 minutes following each game. Box scores are also posted on the Iowa website, [hawkeyesports.com](http://hawkeyesports.com).

**HIGH SPEED INTERNET ACCESS**

High speed internet access is available in Carver-Hawkeye Arena, as the majority of the media seats are hard-wired for access. Wireless internet is also available. Check with a member of the communications staff for a username and password card that is good for the entire 2021-22 season.

**IOWA ON THE INTERNET**

Updated information on the Iowa basketball team and athletics department is available on its website: [hawkeyesports.com](http://hawkeyesports.com).

Iowa athletic communications staff members may be addressed electronically at the following e-mail address:

[steven-roe@hawkeyesports.com](mailto:steven-roe@hawkeyesports.com)

[matthew-weitzel@hawkeyesports.com](mailto:matthew-weitzel@hawkeyesports.com)

[christopher-brewer@hawkeyesports.com](mailto:christopher-brewer@hawkeyesports.com)

[traci-a-wagner@hawkeyesports.com](mailto:traci-a-wagner@hawkeyesports.com)

[james-allan@hawkeyesports.com](mailto:james-allan@hawkeyesports.com)

[hannah-ossman@hawkeyesports.com](mailto:hannah-ossman@hawkeyesports.com)

**THE HAWKEYE RADIO NETWORK**

Fans of the University of Iowa following the Hawkeyes on radio can tune in on their favorite station throughout the state of Iowa and the Midwest.

The radio voice of the Hawkeyes is Gary Dolphin, a Cascade, Iowa, native who handles all play-by-play action of both Iowa men's basketball and football. In addition, Dolphin also serves as the host of the weekly radio and television coach's shows during the seasons with men's basketball Coach Fran McCaffery and football Coach Kirk Ferentz. Dolphin, in 2001 and 2011, was named the Iowa Sportscaster of the Year. He is in his 25th season of broadcasting Iowa basketball and football on the Hawkeye Radio Network. Dolphin, overall, is in his 49th year of play-by-play broadcasting, which also includes six years of broadcasting basketball games for Northwestern University.

Dolphin is joined on all University of Iowa basketball broadcasts by former Hawkeye and NBA veteran Bobby Hansen, who enters his 25th season calling games on the Hawkeye Radio Network. Hansen was a four-year letterman and a member of Iowa's 1980 Final Four team. Hansen enjoyed a lengthy career in the NBA and earned an NBA championship while playing for the Chicago Bulls.

The Hawkeye Radio Network, a production of Learfield Communications, Inc. of Jefferson City, Missouri, blankets the state of Iowa and bordering states with more than 50 stations providing live coverage. The Hawkeyes can also be heard online ([hawkeyesports.com](http://hawkeyesports.com)) and on Sirius/XM Satellite Radio.



Your hosts in Carver-Hawkeye Arena include UI Athletic Communications staff members Steve Roe, James Allan, Chris Brewer, Hannah Ossman, Traci Wagner and Matthew Weitzel, along with Brian Ray, Director of Photography, and assistant director of photography Stephen Mally. The Athletic Communications staff also includes intern Sam Basler and Brock Busick, and student staff members Jack Bacon, Ryan Clevenger, Mason Heckman, Claire Kelly, Maddie McCarron, Jaren Nelson, Duncan Shay, and Abby Wisecup.



**Steve  
Roe**



**Matthew  
Weitzel**



**Chris  
Brewer**



**Traci  
Wagner**

Roe was named Director of Athletic Communications in July, 2011, after serving as interim director for one year. He joined the Hawkeye staff in 1990 and was named associate director in 1997. The Iowa City native earned his bachelor's degree from Buena Vista University and his master's degree from Northeast Louisiana University. Steve and his wife, Janet, have a daughter, Nike, and a son, James, two granddaughters, Teagan (17) and Lydia (8), and a grandson, Jack (11). Both Nike (law degree) and James (bachelor's degree) earned degrees from the University of Iowa.



**Brandee  
Britt**



**James  
Allan**



**Brian  
Ray**



**Stephen  
Mally**

Wagner is in her 23rd year as an assistant after previously serving as a student assistant for four years and as an intern for two years. A native of Iowa Falls, Wagner earned her bachelor's degree in 1997 with a double major in journalism and communication studies. Traci and her husband, Jason, have a son, Nick and a daughter, Sydney.

Weitzel was named associate director in July, 2012, after serving as assistant director since 1998. Weitzel graduated from the University of Iowa in 1997 with a bachelor's degree in journalism and mass communication, with an emphasis in business. The native of Mundelein, Illinois, was a student in the sports information office for three years. He and his wife, Carrie, have a one-year old son, Grey.

Brewer was named associate director in 2016 after serving as an assistant director since 2009. He was named Division I Wrestling Sports Information Director of the Year by the National Wrestling Media Association (NWMA) in 2016. In 2004, the Iowa City native earned his English degree from the University of Iowa and served as a graduate assistant with the Detroit Lions media relations department. He and his wife, Brooke, have a daughter, Elyse, and a son, Del.

Allan was named associate director of content in 2016 following seven years as a full-time assistant. It is Allan's second stint in the office, as he served as a student assistant from 2000-04. Allan returned to Iowa City after serving as the sports information director at the University of Missouri-Kansas City from 2005-10, and as the athletics media relations intern at Texas Christian University in 2004-05. The Hampton, Iowa, native earned his bachelor's degree in journalism from the University of Iowa in May, 2004. He and his wife, Mary Ann, have four children, Jonathan, Will, Eleanor, and Olivia.

Ossman joined the full-time staff in August 2019, after assisting for a year in the department as an intern. The Farmington, Illinois, native earned her bachelor's degree in communications and journalism and master's degree in sport management from Northern Illinois University. There, she worked in the Athletic Communications department as a student assistant and graduate assistant.

Ray joined the UI athletics department in December, 2013, as serves as the athletics department director of photography. Ray previously was the Iowa City chief photographer and senior visual journalist for the Cedar Rapids Gazette and is a Davenport, Iowa native. Ray earned a bachelor's degree from Iowa in journalism and psychology in 2002. Brian and his wife, Joanna, have a son, Boston, and a daughter, Joslynn.

Mally is in his third year as assistant director of photography for the athletics department. Prior to joining the Hawkeye staff Stephen was a staff photographer at the Cedar Rapids Gazette.

***The Athletic Communications Office is located in Suite S300 in Carver-Hawkeye Arena. Rhonda Wetjen is the office assistant and the office phone number is 319-335 9411.***



**George Wine Scholarship  
Benefits University of Iowa  
Student Interns**

Dr. Barrie Anderson, spouse of former University of Iowa Sports Information Director George Wine, has established the George Wine Memorial Scholarship Fund. The fund provides a scholarship each semester to a senior student intern who is employed in the UI Athletic Communications office. Wine served as Iowa's Sports Information Director from 1968-1993.



# Mediacom<sup>®</sup>

## *COURT*

Mediacom is proud to play an active role in support of the academic and intercollegiate athletics missions at the University of Iowa.

Every Mediacom employee is dedicated to delivering the most advanced communication technologies and services available. They are equally devoted to the communities in which they live and work. As such, Mediacom takes great pride in offering free telecommunication services to schools and libraries, creating local employment opportunities, and expanding participation and awareness of high school and intercollegiate athletics from river to river, border to border.

Mediacom wholeheartedly embraces the unique talents and spirit that flourish in the Heartland and are in such tremendous abundance on the campus of the University of Iowa. We join thousands of fellow Iowans when we cheer, with fists held high, "Go Hawks!"





**#0**  
**FILIP REBRACA**  
F, 6-9, 230, Sr.



**#2**  
**JOE TOUSSAINT**  
G, 6-0, 190, Jr.



**#3**  
**JORDAN BOHANNON**  
G, 6-1, 175, Sixth Year



**#4**  
**AHRON ULIS**  
G, 6-3, 195, So.



**#11**  
**TONY PERKINS**  
G, 6-4, 205, So.



**#13**  
**AUSTIN ASH**  
G, 6-3, 180, RS-Sr.




**#14**  
**CARTER KINGSBURY**  
G, 6-4, 225, Fr.



**#15**  
**KEEGAN MURRAY**  
F, 6-8, 225, So.



**#20**  
**PAYTON SANDFORT**  
G, 6-7, 215, Fr.



**#22**  
**PATRICK MCCAUFFERY**  
F, 6-9, 200, RS-So.



**#23**  
**JOSH OGUNDELE**  
C, 6-10, 265, So.



**#24**  
**KRIS MURRAY**  
F, 6-8, 225, So.



**#25**  
**LUC LAKETA**  
G, 6-5, 180, Fr.



**#30**  
**CONNOR MCCAUFFERY**  
G/F, 6-5, 220, RS-Sr.



**#44**  
**RILEY MULVEY**  
C, 6-11, 245, Fr.



**FRAN MCCAUFFERY**  
Head Coach



**KIRK SPERAW**  
Assistant Coach



**SHERMAN DILLARD**  
Assistant Coach



**BILLY TAYLOR**  
Assistant Coach



