
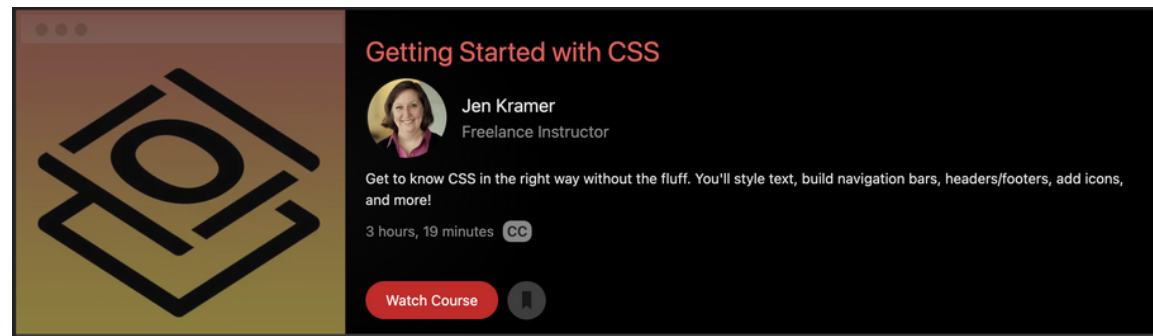


Wrap Up


CSS Foundations




Where can you go from here?




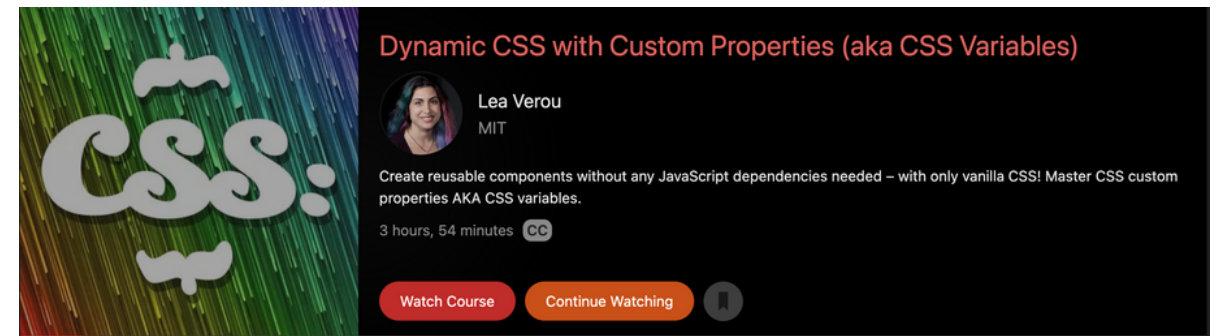
Getting Started with CSS

 **Jen Kramer**
Freelance Instructor


Get to know CSS in the right way without the fluff. You'll style text, build navigation bars, headers/footers, add icons, and more!

3 hours, 19 minutes 


[Watch Course](#) 




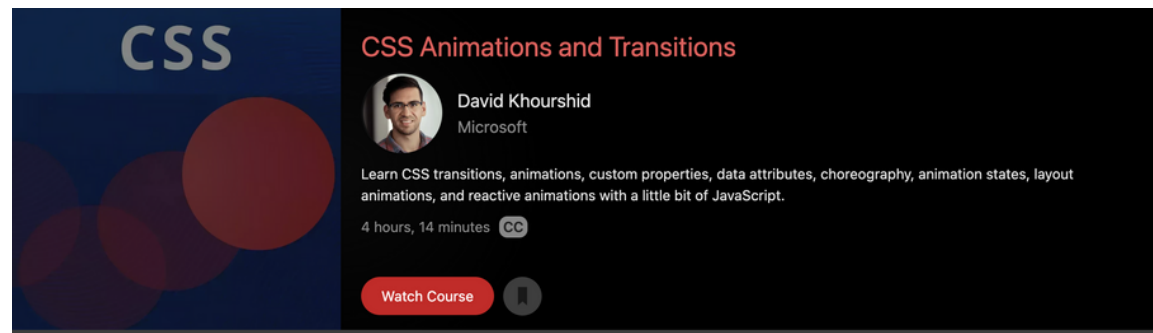
Dynamic CSS with Custom Properties (aka CSS Variables)

 **Lea Verou**
MIT


Create reusable components without any JavaScript dependencies needed – with only vanilla CSS! Master CSS custom properties AKA CSS variables.

3 hours, 54 minutes 


[Watch Course](#) [Continue Watching](#) 




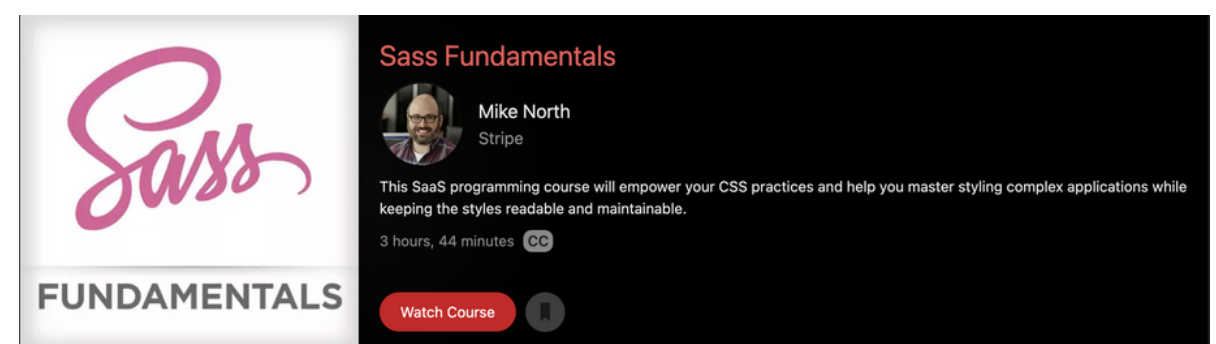
CSS Animations and Transitions

 **David Khourshid**
Microsoft


Learn CSS transitions, animations, custom properties, data attributes, choreography, animation states, layout animations, and reactive animations with a little bit of JavaScript.

4 hours, 14 minutes 


[Watch Course](#) 




Sass Fundamentals

 **Mike North**
Stripe

This SaaS programming course will empower your CSS practices and help you master styling complex applications while keeping the styles readable and maintainable.

3 hours, 44 minutes 

[Watch Course](#) 



Topics

- CSS Animations
 - CSS Pre-Processors
 - CSS Frameworks
 - Design Systems
- 



Unsplash

The internet's source for visuals.
Powered by creators everywhere.





Trending: flower, wallpapers, backgrounds, happy, love

LekoArts

[Read more about the Unsplash License](#)

SQUAD

Everything to S



Unsplash+

Discover

Animation

Branding

Illustration

Mobile

Print

Product Design

Typography

Web Design

Explore the world's leading design portfolios

Millions of designers and agencies around the world showcase their portfolio work on Dribbble - the home to the world's best design and creative professionals.

Search...

Trending searches

landing page

ios

food

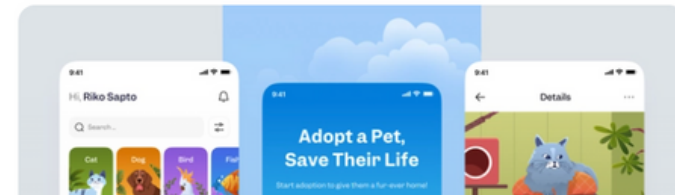


landingpage

uxdesign

app design

Popular ▾

Filters





CSS Grid Generator

built with 🍷 by sarah_edo

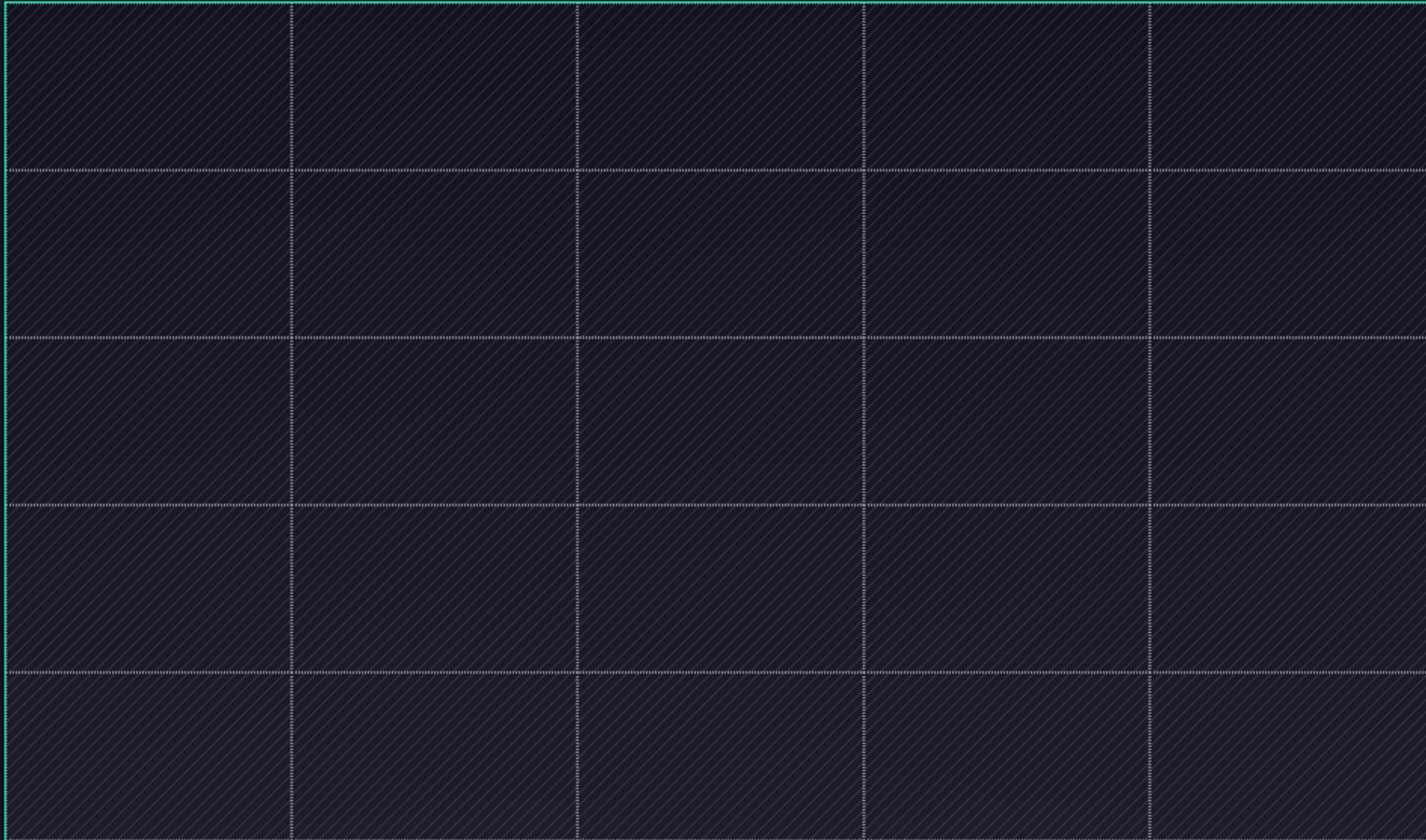
1fr

1fr

1fr

1fr

1fr



Columns

5

Rows

5

Column Gap (in px)

0

Row Gap (in px)

0

Please may I have some code

Reset grid

What does this project do?

GRID GARDEN

Welcome to Grid Garden, where you write CSS code to grow your carrot garden! Water only the areas that have carrots by using the `grid-column-start` property.

For example, `grid-column-start: 3;` will water the area starting at the 3rd vertical grid line, which is another way of saying the 3rd vertical border from the left in the grid.

```
body {  
  display: grid;  
  grid-template-columns: 20% 20% 20% 20% 20%;  
  grid-template-rows: 20% 20% 20% 20% 20%;  
}
```

```
body water {  
  |
```

Next

Grid Garden is created by [Codepip](#) • [GitHub](#) • [Twitter](#) • [English](#)

Want to learn CSS flexbox? Play [Flexbox Froggy](#).



EXBOX FROGGY

Level 1 of 24

Welcome to Flexbox Froggy, a game where you help Froggy and friends by writing CSS code! Guide this frog to the lilypond on the right by using the `justify-content` property, which aligns items horizontally and uses the following values:

`flex-start`: Items align to the left side of the container.

`flex-end`: Items align to the right side of the container.

`center`: Items align at the center of the container.

`space-between`: Items display with equal spacing between them.

`space-around`: Items display with equal spacing around them.

For example, `justify-content: flex-end;` will move the frog to the right.

```
#pond {  
  display: flex;
```

Next

Flexbox Froggy is created by [Codepip](#) • [GitHub](#) • [Twitter](#) • [Settings](#)

Want to learn CSS grid? Play [Grid Garden](#).





Thank You

@emmabostian

