

LANGUAGES SPOKEN IN BELIZE

gud maanin

gutten morgen

buenos dias


buiti binafin

早安
zǎo ān

hatskab k'iin

ACCORDING TO THE 2022 CENSUS


278,390



75.5%

of the population are able to speak English

54.0%



of the population are able to speak Spanish

199,393

180,792



49.0%

of the population are able to speak Creole

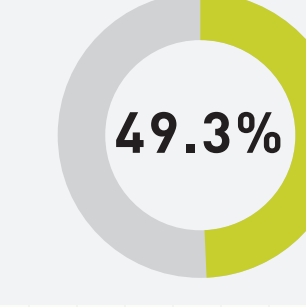
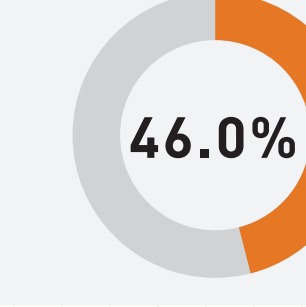
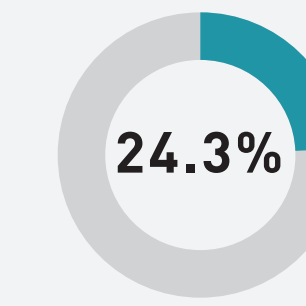
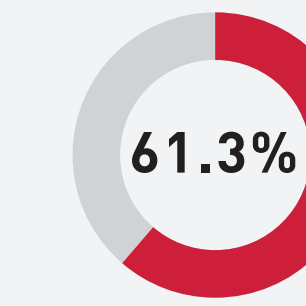
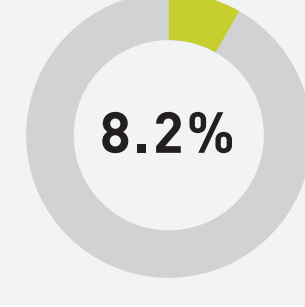
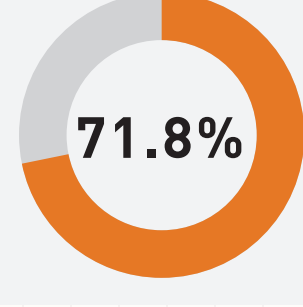
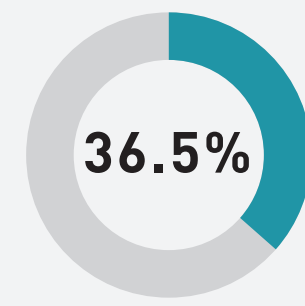
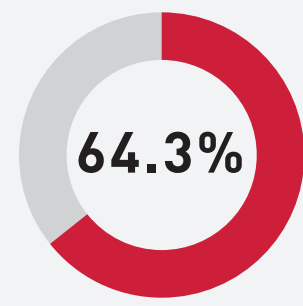
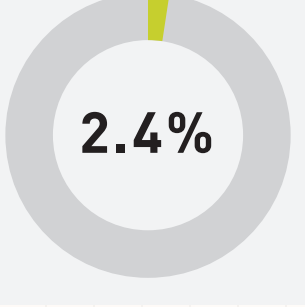
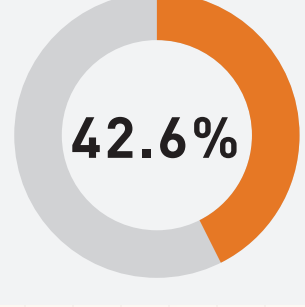
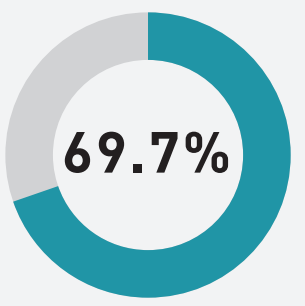
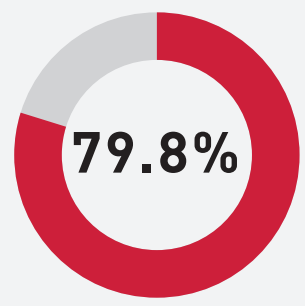
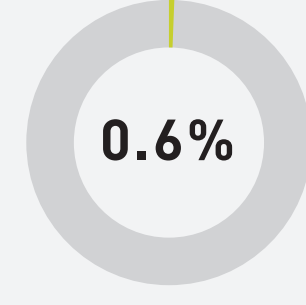
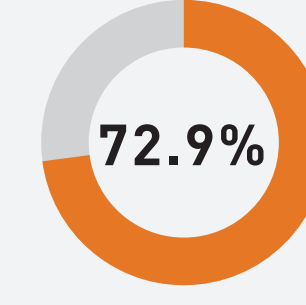
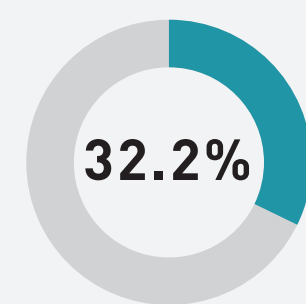
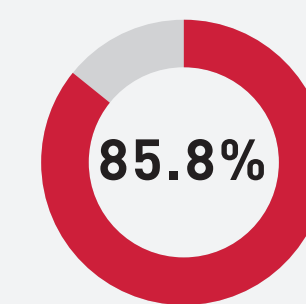
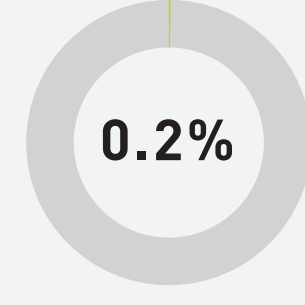
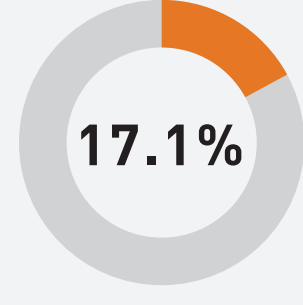
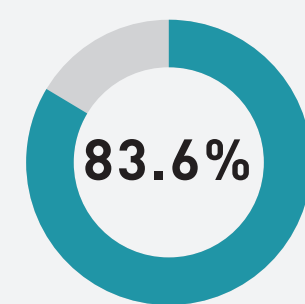
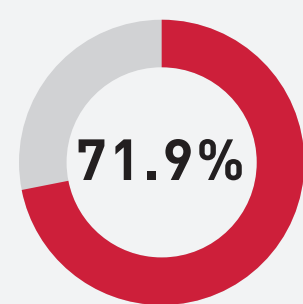
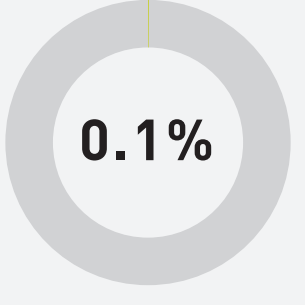
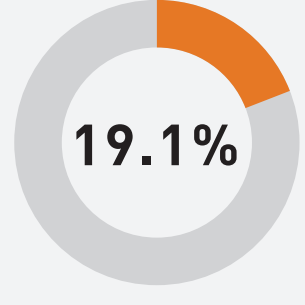
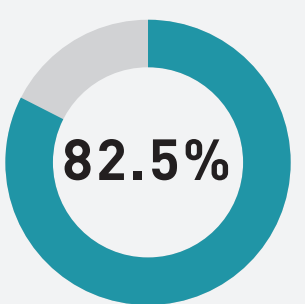
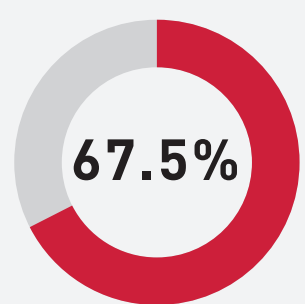
6.3%



of the population are able to speak Ketchi

23,315

MAJOR LANGUAGES BY DISTRICT



ENGLISH

SPANISH

CREOLE

KETCHI

OTHER LANGUAGES SPOKEN

	NUMBER OF PERSONS	PERCENT OF TOTAL POPULATION	DISTRICT WITH MOST SPEAKERS
Maya Mopan	14,479	3.9%	Stann Creek
German	11,294	3.1%	Cayo
Garifuna	7,481	2.0%	Stann Creek
Maya Yucatec	1,822	0.5%	Cayo
Chinese	1,420	0.4%	Belize
Hindi	542	0.1%	Belize
Other	2,475	0.7%	Orange Walk

