

SAAMI New Cartridge & Chamber

Maximum Average Pressure (MAP)* = 80,000 psi
 Crusher pressures not established.

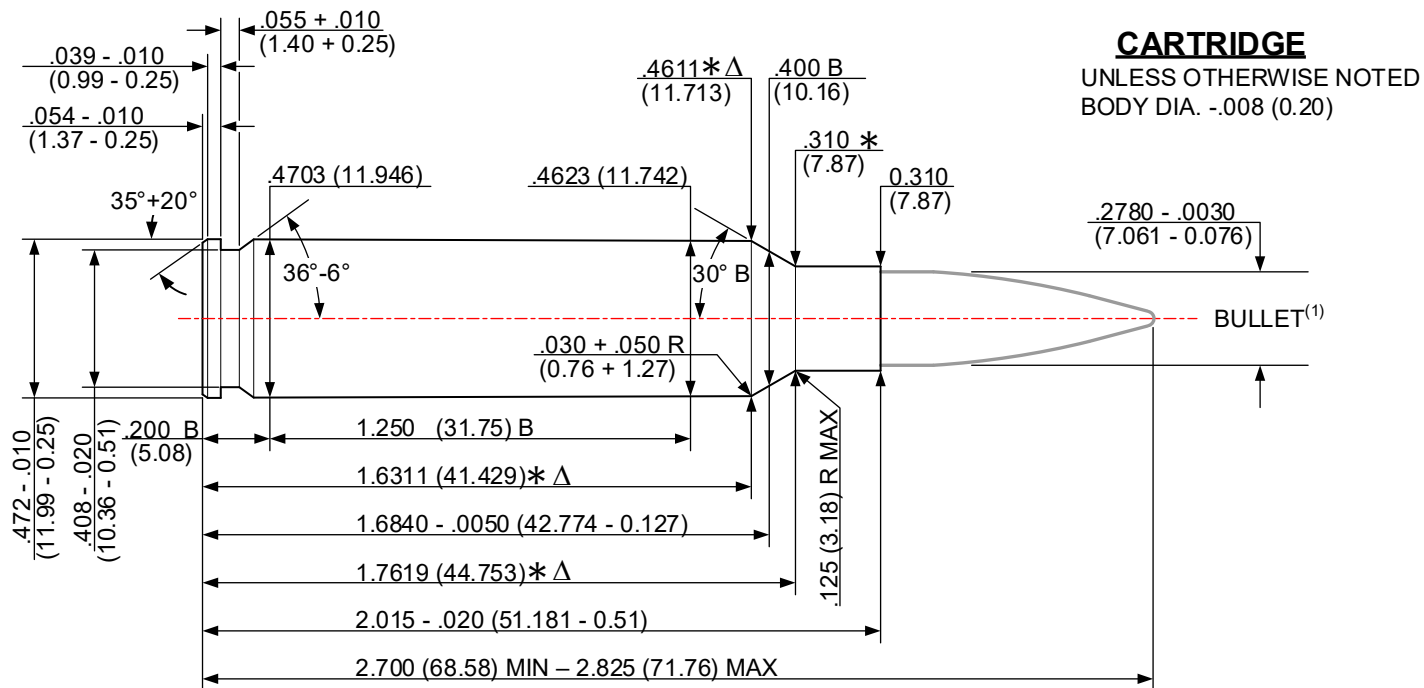
Instrumental Velocity**: 135-gr @ 3,000 fps
 (** - Based on a 16" SAAMI-compliant test barrel)

* Refer to *American National Standard SAAMI Z299.4* for pressure guideline interpretation description.

ISSUED: 09/23/2020

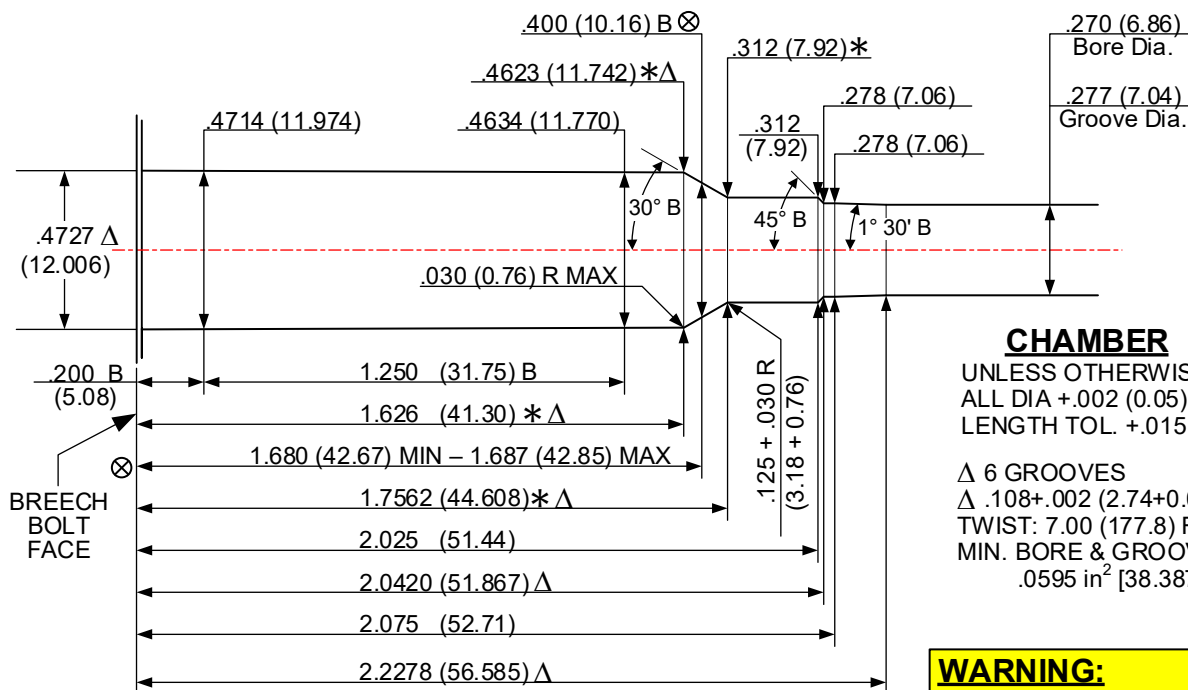
277 SIG FURY [277 SIG FURY]

REVISED: -/-/-/-/-



CARTRIDGE

UNLESS OTHERWISE NOTED
 BODY DIA. -.008 (0.20)



CHAMBER

UNLESS OTHERWISE NOTED
 ALL DIA +.002 (0.05)
 LENGTH TOL. +.015 (0.38)

Δ 6 GROOVES
 Δ .108+.002 (2.74+0.05) WIDE
 TWIST: 7.00 (177.8) R.H. OPTIONAL
 MIN. BORE & GROOVE AREA:
 .0595 in² [38.387 mm²]

DO NOT SCALE FROM DRAWING

WARNING:
 Maximum Average Pressure levels greater than 65,000 psi may present increased risk of unsafe cartridge case or firearm rupture and thus require cartridge case and/or firearm designs that depart from traditional practices (materials, construction, and other design criteria).

NOTE:
 B = BASIC (XX.XX) = MILLIMETERS ⊗ = HEADSPACE DIMENSION
 Δ = REFERENCE DIMENSION * = DIMENSIONS ARE TO INTERSECTION OF LINES
 ALL CALCULATIONS APPLY AT MAXIMUM MATERIAL CONDITION (MMC)
 (1) - BULLET PROFILE IS SHOWN FOR ILLUSTRATIVE PURPOSES ONLY

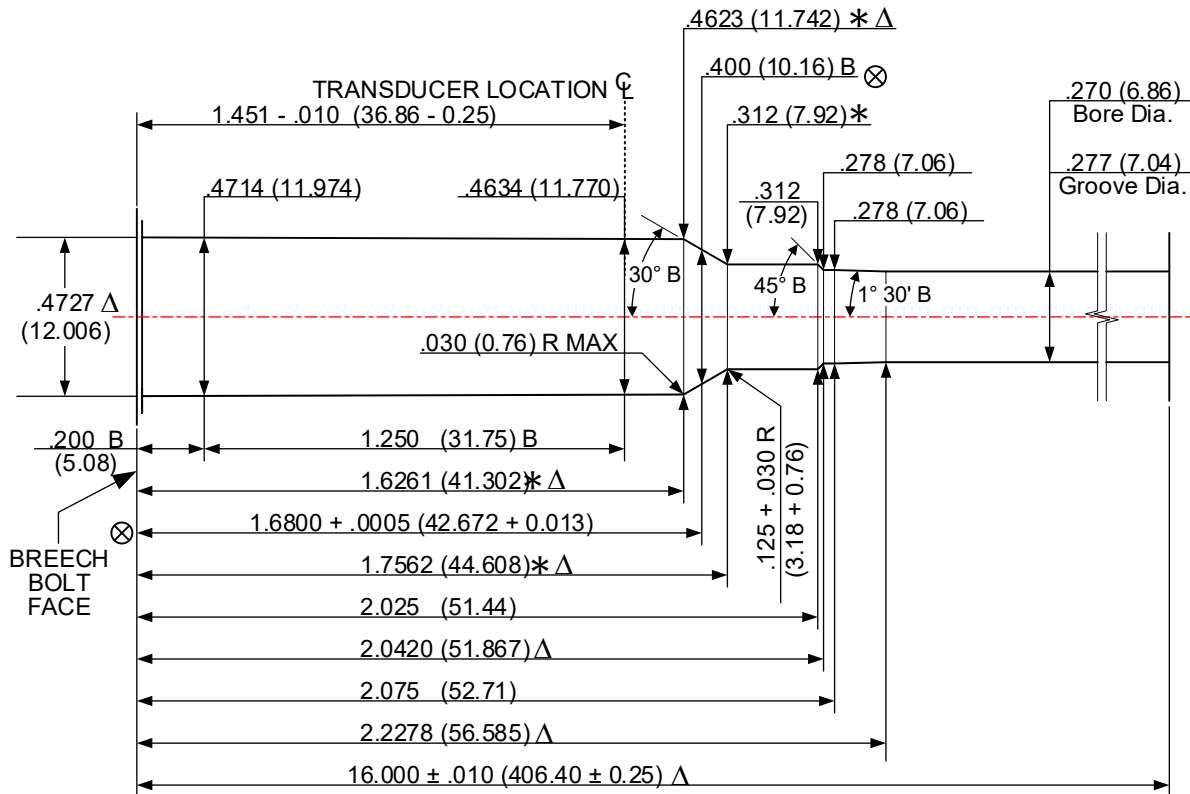
Issued: 09/23/2020

277 SIG FURY V&P Test Barrel

Revised: - / - / - - -

WARNING:

Maximum Average Pressure levels greater than 65,000 psi may present increased risk of unsafe cartridge case or firearm rupture and thus require cartridge case and/or firearm designs that depart from traditional practices (materials, construction, and other design criteria).



DO NOT SCALE FROM DRAWING

- NUMBER OF GROOVES: 6
- WIDTH OF GROOVES: .108 + .002 (4.06 + 0.05)
- TWIST RATE: 7.00 (254.0) RH
- DIAMETER OF PISTON HOLE: Crusher pressures not established
- TRANSDUCER DIAMETER: .250 (6.35)

LAND AND GROOVE DIMENSIONS TO BE WITHIN TOLERANCES THROUGHOUT LENGTH OF BARREL.

UNLESS OTHERWISE NOTED, ALL DIAMETERS +.0005 (0.013) LENGTH TOLERANCE + .005 (0.13)

NOTE:

- B = BASIC Δ = REFERENCE DIMENSION ⊗ = HEADSPACE DIMENSION
- * DIMENSIONS ARE TO INTERSECTIONS OF LINES (XX.XX) = MILLIMETERS
- ALL CALCULATIONS APPLY AT MAXIMUM MATERIAL CONDITION (MMC)