



PLAYOFF
QUARTERFINAL

1.1

OREGON
VS OHIO STATE

ROSE BOWL STADIUM



COLLEGE FOOTBALL PLAYOFF BRACKET

2024-25 COLLEGE FOOTBALL PLAYOFF

PLAYOFF FIRST ROUND PLAYOFF QUARTERFINALS PLAYOFF SEMIFINALS NATIONAL CHAMPIONSHIP



2024-25 SCHEDULE

AUGUST

Date	Day	Opponent	TV	Result
31	Sat.	IDAHO	BTN	W, 24-14

SEPTEMBER

Date	Day	Opponent	TV	Result
7	Sat.	BOISE STATE	Peacock	W, 37-34
14	Sat.	at Oregon State	FOX	W, 49-14
28	Sat.	at UCLA*	FOX	W, 34-13

OCTOBER

Date	Day	Opponent	TV	Result
4	Fri.	MICHIGAN STATE*	FOX	W, 31-10
12	Sat.	#2 OHIO STATE*	NBC	W, 32-31
18	Fri.	at Purdue*	FOX	W, 35-0
26	Sat.	#20 ILLINOIS*	CBS	W, 38-9

NOVEMBER

Date	Day	Opponent	TV	Result
2	Sat.	at Michigan*	CBS	W, 38-17
9	Sat.	MARYLAND*	BTN	W, 39-18
16	Sat.	at Wisconsin*	NBC	W, 16-13
30	Sat.	WASHINGTON*	NBC	W, 49-21

DECEMBER

Date	Day	Opponent	TV	Result
7	Sat.	vs. #3 Penn State^	CBS	W, 45-37

JANUARY

Date	Day	Opponent	TV	Time
1	Wed.	vs. #8 Ohio State+	ESPN	2 p.m.

All Times PT

Home games at Autzen Stadium in **BOLD CAPS**

*Big Ten Conference Game

^Big Ten Championship Game at Lucas Oil Stadium in Indianapolis, Ind.

+CFP Quarterfinal at the Rose Bowl Game in Pasadena, Calif.

ROSE BOWL HISTORY

9th Appearance (4-4)

Date	Opponent	Result
1/1/2020	Wisconsin	W, 28-7
1/1/2015	Florida State^	W, 59-20
1/2/2012	Wisconsin	W, 45-38
1/1/2010	Ohio State	L, 26-17
1/2/1995	Penn State	L, 38-20
1/1/1958	Ohio State	L, 10-7
1/1/1920	Harvard	L, 7-6
1/1/1917	Pennsylvania	W, 14-0

^ CFP Semifinal

WHAT'S INSIDE

Bowl/Playoff History	4	Defensive Notes	29
Bowl/Playoff Trends & Records	5	Defensive Stats	31
Series vs. Ohio State	6	Special Teams Notes	33
Rosters	7	Leaders & Starters	34
Coaching Staff	10	Honors & Awards	36
Team Notes	11	Polls & #ProDucks	37
Trends	14	HC Dan Lanning	38
QB Dillon Gabriel	15	Individual Player Pages	40
WR Tez Johnson	18	Explosive Plays	73
RB Jordan James	19	Miscellaneous Stats	74
Offensive Notes	20	Drive Charts	75
Offensive Line Notes	22	The Last Time	78
Offensive Stats	23	Game Recaps	80
ILB Bryce Boettcher	27	Media Info	93
OLB Matayo Uiagalelei	28	Stats	94



2024-25 OREGON FOOTBALL

GAME 14

#1 OREGON VS. #8 OHIO STATE

Saturday, January 1, 2025

2:00 p.m. PT | ESPN

Rose Bowl Stadium | Pasadena, Calif.

Twitter: @OregonFootball

CFP QUARTERFINALS - ROSE BOWL GAME



#1 OREGON DUCKS (13-0, 9-0 Big Ten)

CFP Seed: 1 | CFP/AP/Coaches Rank: 1/1/1

Head Coach: Dan Lanning (William Jewell College, 2008)

Record at Oregon: 35-5 (3rd Season)

Career Record: Same

VS



#8 OHIO STATE BUCKEYES (11-2, 7-2 Big Ten)

CFP Seed: 8 | CFP/AP/Coaches Rank: 6/6/7

Head Coach: Ryan Day (New Hampshire, 2002)

Record at Ohio State: 67-10 (6th Season)

Career Record: Same

BROADCAST INFORMATION

TV: ESPN

Play-By-Play: Chris Fowler

Analyst: Kirk Herbstreit

Sideline: Holly Rowe

Sideline: Stormy Buonantony

RADIO: Oregon Sports Network

Local: KUJZ-FM 95.3 (Eugene) | KFXX-AM 1080 (Portland) | Sirius: 133 | XM: 197

Play-By-Play: Jerry Allen | Analyst: Mike Jorgensen

Sideline: Dusty Harrah | Pregame Show: Joey McMurry

TALKING POINTS

THE GRANDDADDY OF THEM ALL

After earning a first-round bye to open the College Football Playoff, No. 1 seed Oregon will square off with No. 8 seed Ohio State in the quarterfinals at the Rose Bowl Game presented by Prudential. The Ducks bring a perfect 13-0 record into "The Granddaddy of Them All," and will look to advance to the CFP semifinals for the second time in program history. Oregon is making its first CFP appearance since reaching the inaugural CFP national championship game in 2014-15. The New Year's Day showdown will also mark UO's ninth all-time appearance in the Rose Bowl, and fifth since 2010. The Ducks have won their last three Rose Bowl appearances, including a 59-20 win over Florida State in the CFP semifinals on Jan. 1, 2015, and a 28-7 win over Wisconsin on Jan. 1, 2020.


HEAVYWEIGHT REMATCH

Oregon and Ohio State will face each other for the second time this season, in a rematch of arguably the best game of the 2024 regular season. The Ducks outlasted the Buckeyes, 32-31, in an instant classic on Oct. 12, in front of an Autzen Stadium record crowd of 60,129 fans. It was the first top-five showdown in stadium history, and the win over No. 2 Ohio State matched the highest-ranked win in program history. Oregon beat Ohio State for the second time ever and second time in a row, after claiming its first win over the Buckeyes in 2021 in Columbus. UO and OSU will face each other in the Rose Bowl for the third time, with the Buckeyes coming away victorious on Jan. 1, 2010, and Jan. 1, 1958.

13-0 AND BIG TEN CHAMPS

After completing an undefeated, 12-0 regular season for the second time in program history, Oregon reached 13-0 for the first time with its 45-37 win over Penn State in the Big Ten Championship Game on Dec. 7. The Ducks ran the table and won the Big Ten title in their inaugural year in the league, winning a conference championship game for the fifth time in program history and first since 2020. Oregon enters the College Football Playoff as the only undefeated FBS team, and its 14 consecutive wins since last season is the longest active streak in the nation.

TOUCHDOWN KING



DILLON GABRIEL is the FBS all-time leader in career total touchdowns with 187, and his 153 career passing touchdowns are just two away from Case Keenum's all-time record of 155.

NUMBERS TO KNOW

1

Oregon is the only FBS team in the top 15 for scoring offense (13th), total offense (13th), scoring defense (12th) and total defense (9th).

UO is in the College Football Playoff for the second time in program history, and first since the inaugural year in 2014-15.

2

9

Oregon is making its ninth all-time appearance in the Rose Bowl Game, and is looking for its fourth straight victory.

The Ducks are the only undefeated team in the nation and are 13-0 for the first time in program history.

13-0

63

DILLON GABRIEL will make his 63rd career start in the Rose Bowl, the most in FBS history by a quarterback.



BOWL GAME & PLAYOFF HISTORY

ALL-TIME BOWL & PLAYOFF GAME RESULTS (17-20)

Date	Bowl	Opponent	W/L	Score	Location	Attendance
Jan. 1, 2024	Fiesta Bowl	Liberty	W	45-6	Glendale, Ariz.	47,769
Dec. 28, 2022	Holiday Bowl	North Carolina	W	28-27	San Diego, Calif.	36,242
Dec. 29, 2021	Alamo Bowl	Oklahoma	L	47-32	San Antonio, Texas	59,121
Jan. 2, 2021	Fiesta Bowl	Iowa State	L	34-17	Glendale, Ariz.	N/A
Jan. 1, 2020	Rose Bowl	Wisconsin	W	28-27	Pasadena, Calif.	90,462
Dec. 31, 2018	Redbox Bowl	Michigan State	W	7-6	Santa Clara, Calif.	30,212
Dec. 16, 2017	Las Vegas Bowl	Boise State	L	38-28	Las Vegas, Nev.	36,432
Jan. 2, 2016	Alamo Bowl	TCU	L	47-41 (30T)	San Antonio, Texas	64,569
Jan. 12, 2015	CFP Championship	Ohio State	L	42-20	Arlington, Texas	85,689
Jan. 1, 2015	Rose Bowl	Florida State	W	59-20	Pasadena, Calif.	91,322
Dec. 30, 2013	Alamo Bowl	Texas	W	30-7	San Antonio, Texas	65,918
Jan. 3, 2013	Fiesta Bowl	Kansas State	W	35-17	Glendale, Ariz.	70,242
Jan. 2, 2012	Rose Bowl	Wisconsin	W	45-38	Pasadena, Calif.	91,245
Jan. 10, 2011	BCS Championship	Auburn	L	22-19	Glendale, Ariz.	78,603
Jan. 1, 2010	Rose Bowl	Ohio State	L	26-17	Pasadena, Calif.	93,963
Dec. 30, 2008	Holiday Bowl	Oklahoma State	W	42-31	San Diego, Calif.	59,106
Dec. 31, 2007	Sun Bowl	South Florida	W	56-21	El Paso, Texas	49,867
Dec. 21, 2006	Las Vegas Bowl	BYU	L	38-8	Las Vegas, Nev.	42,075
Dec. 29, 2005	Holiday Bowl	Oklahoma	L	17-14	San Diego, Calif.	65,416
Dec. 31, 2003	Sun Bowl	Minnesota	L	31-30	El Paso, Texas	49,864
Dec. 30, 2002	Seattle Bowl	Wake Forest	L	38-17	Seattle, Wash.	38,241
Jan. 1, 2002	Fiesta Bowl	Colorado	W	38-16	Tempe, Ariz.	74,118
Dec. 29, 2000	Holiday Bowl	Texas	W	35-30	San Diego, Calif.	63,278
Dec. 31, 1999	Sun Bowl	Minnesota	W	24-20	El Paso, Texas	48,257
Dec. 25, 1998	Aloha Bowl	Colorado	L	51-43	Honolulu, Hawaii	38,803
Dec. 20, 1997	Las Vegas Bowl	Air Force	W	41-13	Las Vegas, Nev.	21,514
Jan. 1, 1996	Cotton Bowl	Colorado	L	38-6	Dallas, Texas	58,214
Jan. 2, 1995	Rose Bowl	Penn State	L	38-20	Pasadena, Calif.	102,247
Dec. 31, 1992	Independence Bowl	Wake Forest	L	39-35	Shreveport, La.	31,337
Dec. 29, 1990	Freedom Bowl	Colorado State	L	32-31	Anaheim, Calif.	41,450
Dec. 16, 1989	Independence Bowl	Tulsa	W	27-24	Shreveport, La.	30,333
Dec. 31, 1963	Sun Bowl	SMU	W	21-14	El Paso, Texas	18,646
Dec. 17, 1960	Liberty Bowl	Penn State	L	41-12	Philadelphia, Pa.	16,624
Jan. 1, 1958	Rose Bowl	Ohio State	L	10-7	Pasadena, Calif.	98,202
Jan. 1, 1949	Cotton Bowl	SMU	L	21-13	Dallas, Texas	69,000
Jan. 1, 1920	Rose Bowl	Harvard	L	7-6	Pasadena, Calif.	35,000
Jan. 1, 1917	Rose Bowl	Pennsylvania	W	14-0	Pasadena, Calif.	27,000

BOWL GAME & PLAYOFF TOP PERFORMERS

100-YARD RUSHING GAMES

Player	Opponent/Bowl	Date	Att.	Yards	TDs
Jonathan Stewart	South Florida/Sun	12/31/2007	23	253	1
LaMichael James	Wisconsin/Rose	1/2/2012	25	159	1
De'Anthony Thomas	Wisconsin/Rose	1/2/2012	2	155	2
Travis Dye	Oklahoma/Alamo	12/29/2021	18	153	1
Saladin McCullough	Air Force/Las Vegas	12/20/1997	17	150	1
Bucky Irving	North Carolina/Holiday	12/28/2022	13	149	2
Kenjon Barner	Kansas State/Fiesta	1/3/2012	31	143	0
Marcus Mariota	Texas/Alamo	12/30/2013	15	133	0
Royce Freeman	TCU/Alamo	1/2/2016	26	130	3
Thomas Tyner	Florida State/Rose	1/1/2015	13	124	2
Hollis Huntington	Harvard/Rose	1/1/1920	29	122	0
Jeremiah Johnson	Oklahoma State/Holiday	12/30/2008	12	119	1
Bucky Irving	Liberty/Fiesta	1/1/2024	14	117	1
Jeremiah Masoli	Oklahoma State/Holiday	12/30/2008	16	106	3

300-YARD PASSING GAMES

Player	Opponent/Bowl	Date	C-A.	Yards	TDs
Akili Smith	Colorado/Aloha	12/25/1998	24-46	456	2
Danny O'Neil	Penn State/Rose	1/2/1995	41-61	456	2
Bill Musgrave	Colorado State/Freedom	12/29/1990	29-47	392	3
Bo Nix	Liberty/Fiesta	1/1/2024	28-35	363	5
Darron Thomas	Auburn/BCS Champ.	1/10/2011	27-40	363	2
Kellen Clemens	Minnesota/Sun	12/31/2003	32-42	363	2
Joey Harrington	Colorado/Fiesta	1/1/2002	28-42	350	4
Marcus Mariota	Florida State/Rose	1/1/2015	26-36	338	2
Marcus Mariota	Ohio State/CFP Champ.	1/12/2015	24-37	333	2
Bill Musgrave	Tulsa/Independence	12/16/1989	23-39	320	2
Anthony Brown	Oklahoma/Alamo	12/29/2021	27-40	306	3

100-YARD RECEIVING GAMES

Player	Opponent/Bowl	Date	Rec.	Yards	TDs
Samie Parker	Minnesota/Sun	12/31/2003	16	200	2
Tez Johnson	Liberty/Fiesta	1/1/2024	11	172	1
Byron Marshall	Ohio State/CFP Champ.	1/12/2015	8	169	1
Pat Johnson	Air Force/Las Vegas	12/20/1997	5	169	2
Darren Carrington	Florida State/Rose	1/1/2015	7	165	2
Samie Parker	Colorado/Fiesta	1/1/2002	9	162	1
Lavasier Tuinei	Wisconsin/Rose	1/2/2012	8	158	2
Donald Hayes	Colorado/Aloha	12/25/1998	7	148	1
Michael McClellan	Colorado State/Freedom	12/29/1990	9	148	1
Damon Griffin	Colorado/Aloha	12/25/1998	8	146	0
Ron Stover	Ohio State/Rose	1/1/1958	10	144	0
Dillon Mitchell	Boise State/Las Vegas	12/16/2017	9	143	0
Josh Wilcox	Penn State/rose	1/2/1995	11	135	1
Jeff Maehl	Auburn/BCS Champ.	1/10/2011	9	133	0
Terence Scott	Oklahoma State/Holiday	12/30/2008	8	125	0
Joe Reitzug	Tulsa/Independence	12/16/1989	6	121	1
Tony Hartley	Minnesota/Sun	12/31/1999	7	113	0
Darren Carrington	TCU/Alamo	1/2/2016	7	107	1
Josh Huff	Texas/Alamo	12/30/2013	5	104	1
Maurice Morris	Texas/Holiday	12/29/2000	5	104	1
Tony Hargain	Tulsa/Independence	12/16/1989	5	100	1

TOTALS

100-Yard Rushing Games (Players): 13 (12)

300-Yard Passing Games (Players): 11 (9)

100-Yard Receiving Games (Players): 21 (19)

BOWL GAME & PLAYOFF TRENDS & RECORDS

BOWL GAME & PLAYOFF TRENDS

RECORD WHEN ...

Scoring first.....	9-8
Opponents score first.....	8-12
Leading after 1st quarter.....	7-5
Trailing after 1st quarter.....	5-8
Tied after 1st quarter.....	5-7
Leading at halftime.....	8-5
Trailing at halftime.....	5-14
Tied at halftime.....	4-1
Leading after 3rd quarter.....	11-2
Trailing after 3rd quarter.....	5-17
Tied going into 4th quarter.....	1-1
Overtime games.....	0-1

IN GAMES...

Decided by 7 points or less.....	7-2
Decided by 3 points or less.....	4-6

WHEN SCORING...

20 points or less.....	2-14
21-29 points.....	5-1
30-39 points.....	3-4
40-49 points.....	4-2
50+ points.....	2-0

WHEN ALLOWING...

14 points or less.....	6-2
15-23 points.....	5-3
24+ points.....	6-15

WITH...

Less than 300 yards of total offense.....	3-6
300-399 yards of total offense.....	3-7
400-499 yards of total offense.....	4-5
500+ yards of total offense.....	7-2
Less than 100 yards rushing.....	2-9
100-199 yards rushing.....	7-9
200-299 yards rushing.....	4-2
300+ yards rushing.....	4-0
Less than 200 yards passing.....	6-8
200-299 yards passing.....	5-4
300-399 yards passing.....	5-6
400+ yards passing.....	1-2
A 100-yard rusher.....	7-3
2+ 100-yard rushers.....	2-0

WHEN ALLOWING...

200-299 total yards.....	7-1
300-399 total yards.....	7-7
400+ total yards.....	3-12
Less than 100 yards rushing.....	5-0
100-199 yards rushing.....	11-10
200-249 yards rushing.....	1-5
250+ yards rushing.....	0-5
Less than 200 yards passing.....	7-8
200-299 yards passing.....	7-9
300+ yards passing.....	2-3

WHEN HAVING...

No turnovers.....	4-0
Less than 3 turnovers.....	11-13
3 or more turnovers.....	2-7
No takeaways.....	1-5
1-3 takeaways.....	7-11
More than 3 takeaways.....	9-4

INDIVIDUAL BOWL GAME & PLAYOFF RECORDS

CATEGORY	PLAYER (OPPONENT/GAME)	STAT	DATE
Rushing Attempts	Kenjon Barner (Kansas State/Fiesta)	31	1/3/2013
Rushing Yards	Jonathan Stewart (South Florida/Sun)	253	12/31/2007
Rushing Touchdowns	Royce Freeman (TCU/Alamo)	3	1/2/2016
	2 More	3	12/25/1998
Longest Rush	De'Anthony Thomas (Wisconsin/Rose)	91	1/2/2012
Receptions	Samie Parker (Minnesota/Sun)	16	12/31/2003
Receiving Yards	Samie Parker (Minnesota/Sun)	200	12/31/2003
Receiving Touchdowns	Darren Carrington (Florida State/Rose)	2	1/1/2015
	5 More	2	
Longest Reception	Jeff Maehl (Auburn/BCS Championship)	81	1/10/2011
Passing Attempts	Danny O'Neil (Penn State/Rose)	61	1/2/1995
Completions	Danny O'Neil (Penn State/Rose)	41	1/2/1995
Completion Percentage	Bo Nix (Liberty/Fiesta)	.800	1/1/2024
Passing Yards	Akili Smith (Colorado/Aloha)	456	12/25/1998
	Danny O'Neil (Penn State/Rose)	456	1/2/1995
Passing Touchdowns	Bo Nix (Liberty/Fiesta)	5	1/1/2024
Total Yards	Akili Smith (Colorado/Aloha)	457	12/25/1998
All-Purpose Yards	De'Anthony Thomas (Wisconsin/Rose)	314	1/2/2012
TDs Scored	Justin Herbert (Wisconsin/Rose)	3	1/1/2020
	3 More	3	
TDs Responsible For	Bo Nix (Liberty/Fiesta)	5	1/1/2024
Tackles	John Boyett (Wisconsin/Rose)	17	1/2/2012
	David Moretti (Wake Forest/Seattle)	17	12/30/2002
Solo Tackles	John Boyett (Wisconsin/Rose)	13	1/2/2012
Sacks	Kenny Rowe (Ohio State/Rose)	3.0	1/1/2010
Tackles For Loss	Kenny Rowe (Auburn/BCS Championship)	4.0	1/10/2011
	Kenny Rowe (Ohio State/Rose)	4.0	1/1/2010
Interceptions	Shy Huntington (Pennsylvania/Rose)	3	1/1/1917
Longest INT Return	Tyree Robinson (Boise State/Las Vegas)	100	12/16/2017
Pass Breakups	Jairus Byrd (South Florida/Sun)	4	12/31/2007
Kickoff Return Yards	Walter Thurmond III (Oklahoma State/Holiday)	201	12/30/2008
Longest Kickoff Return	De'Anthony Thomas (Kansas State/Fiesta)	94	1/3/2013
Punt Return Yards	Keenan Howry (Wake Forest/Seattle)	57	12/30/2002
Longest Punt Return	Keenan Howry (Wake Forest/Seattle)	43	12/30/2002
Field Goals Made	Matt Wogan (Texas/Alamo)	3	12/30/2013
	Jared Siegel (Minnesota/Sun)	3	12/31/2003
Field Goal Attempts	Matt Wogan (Texas/Alamo)	4	12/30/2013
Longest Field Goal	Tommy Thompson (Wake Forest/Independence)	48	12/31/1992
PATs Made	Aidan Schneider (Florida State/Rose)	6	1/1/2015
	2 More	6	
Points by a Kicker	Matt Evensen (South Florida/Sun)	13	12/31/2007
Total Punts	John Beckett (Pennsylvania/Rose)	10	1/1/1917
Total Punt Yardage	John Beckett (Pennsylvania/Rose)	418	1/1/1917
Longest Punt	Tom Snee (Oklahoma/Alamo)	65	12/29/2021

TEAM BOWL GAME & PLAYOFF RECORDS

CATEGORY	OPPONENT (GAME)	STAT	DATE
Points Scored	Florida State (Rose)	59	1/1/2015
Touchdowns	Florida State (Rose)	8	1/1/2015
Total Plays	Penn State (Rose)	92	1/2/1995
Total Yards	Florida State (Rose)	639	1/1/2015
First Downs	Florida State (Rose)	30	1/1/2015
Rushing Yards	South Florida (Sun)	353	12/31/2007
Rushing Touchdowns	Florida State (Rose)	5	1/1/2015
	Oklahoma State (Holiday)	5	12/30/2008
Passing Yards	Colorado (Aloha)	456	12/25/1998
	Penn State (Rose)	456	1/2/1995
Passing Touchdowns	Liberty (Fiesta)	5	1/1/2024
Fewest Points Allowed	Pennsylvania (Rose)	0	1/1/1917
Fewest Total Yards Allowed	Harvard (Rose)	205	1/1/1920
Fewest Rushing Yards Allowed	Colorado (Fiesta)	49	1/1/2002
Fewest Passing Yards Allowed	Pennsylvania (Rose)	32	1/1/1917
Sacks	Ohio State (Rose)	4	1/1/2010
	2 More	4	
Tackles for Loss	TCU (Alamo)	11	1/2/2016
	Oklahoma State	11	12/30/2008
Interceptions	South Florida (Sun)	4	12/31/2007
	2 More	4	
Fumbles Forced	Florida State (Rose)	6	1/1/2015
Fumbles Recovered	Florida State (Rose)	4	1/1/2015



SERIES HISTORY: OREGON VS. OHIO STATE



Oregon recorded one of the most significant regular-season wins in program history earlier this season, defeating No. 2 Ohio State, 32-31, in the first top-five showdown in Autzen Stadium history. Playing in front of a stadium record 60,129 fans, DILLON GABRIEL led the Ducks with 341 passing yards and two touchdowns, and JORDAN JAMES rushed for 115 yards and a score.

INSIDE THE SERIES

- All-Time: Ohio State leads, 9-2
In Eugene: Tied, 1-1
In Autzen: Tied, 1-1
In Columbus: Ohio State leads, 5-1
Neutral Site: Ohio State leads, 3-0
Current Streak: Oregon won 2
Most points scored by Oregon: 35 (9/11/21)
Most points scored by Ohio State: 42 (1/12/15)
Largest margin of victory by Oregon: 7 (9/11/21)
Largest margin of victory by Ohio State: 30 (10/7/67)
Longest winning streak by Oregon: 2 (2021-pres.)
Longest winning streak by Ohio State: 9 (1958-2015)

SERIES HISTORY

Ohio State leads, 9-2

Table with 4 columns: Date, UO/OSU, Site, Result. Lists game history from 10/12/24 to 1/1/58.

% CFP National Championship Game
+ Rose Bowl

100-YARD RUSHING GAMES

Table with 5 columns: Player, Date, Carries, Yards, TDs. Lists CJ Verdell and Jordan James.

300-YARD PASSING GAMES

Table with 5 columns: Player, Date, C-A, Yards, TDs. Lists Dillon Gabriel and Marcus Mariota.

100-YARD RECEIVING GAMES

Table with 5 columns: Player, Date, Catches, Yards, TDs. Lists Byron Marshall and Evan Stewart.

% CFP National Championship Game



The Ducks beat Ohio State for the first time in program history on Sept. 11, 2021, a 35-28 takedown of the No. 3 Buckeyes before 100,482 fans in Ohio Stadium. Running back CJ VERDELL finished with 195 all-purpose yards and three total TDs.

SERIES SUPERLATIVES (since 1970)

Table with 4 columns: Category, Player, Date, Value. Lists various records for Completions, Passing Yards, Passing TDs, Rushing Yards, Rushing TDs, Rushing Attempts, Receptions, Receiving Yards, Receiving TDs, Tackles, Tackles for Loss, Sacks, Field Goals, and Long Field Goal.

% CFP National Championship Game
+ Rose Bowl



▶ NUMERICAL ROSTER

No.	Name	Pos.	Ht.	Wt.	Cl./Exp.	Hometown (HS/Other)
0	Tysheem Johnson	DB	5-10	200	Sr./1L	Philadelphia, Pa. (Neumann Goretti/Ole Miss)
1	Jordan Burch	DE	6-6	295	Sr./1L	Columbia, S.C. (Hammond School/South Carolina)
1	Traeshon Holden	WR	6-3	205	Sr./1L	Kissimmee, Fla. (Narbonne HS/Alabama)
2	Jeffrey Bassa	ILB	6-2	235	Sr./3L	Kearns, Utah (Kearns HS)
2	Gary Bryant Jr.	WR	5-11	180	Jr./1L*	Riverside, Calif. (Centennial HS/USC)
3	Terrance Ferguson	TE	6-5	255	Sr./3L	Denver, Colo. (Heritage HS)
3	Brandon Johnson	DB	5-10	185	Sr./TR	Newton, N.C. (Newton-Conover HS/Duke)
4	Jestin Jacobs	ILB	6-4	235	Sr./1L*	Englewood, Ohio (Northmont HS/Iowa)
5	Dante Moore	QB	6-3	210	So./TR	Detroit, Mich. (Martin Luther King Jr. Senior HS/UCLA)
5	Kobe Savage	DB	5-11	205	Sr./TR*	Paris, Texas (Paris HS/Texas A&M Commerce/Tyler JC/Kansas State)
6	Jahlil Florence	DB	6-1	190	Jr./2L	Southeast San Diego, Calif. (Lincoln HS)
6	Noah Whittington	RB	5-8	200	R-Jr./1L*	Fort Valley, Ga. (Peach County HS/Western Kentucky)
7	Jabbar Muhammad	DB	5-10	185	Sr./TR	DeSoto, Texas (DeSoto HS/Oklahoma State/Washington)
7	Evan Stewart	WR	6-0	175	Jr./TR	Memphis, Tenn. (Liberty HS/Texas A&M)
8	Dillon Gabriel	QB	6-0	200	Sr./TR*	Mililani, Hawaii (Mililani HS/UCF/Oklahoma)
8	Dontae Manning	DB	5-10	190	Sr./3L	Kansas City, Mo. (Raytown HS)
9	Nikko Reed	DB	5-10	180	Sr./1L	Oakland, Calif. (Moreau Catholic/Colorado)
10	Luke Moga	QB	6-2	200	Fr./HS	Phoenix, Ariz. (Sunnyslope HS)
10	Matayo Uiagalelei	OLB	6-5	270	So./1L	Bellflower, Calif. (St. John Bosco HS)
11	Kam Alexander	DB	5-11	190	Sr./TR*	Manvel, Texas (Manvel HS/Sam Houston/UTSA)
11	Dakoda Fields	DB	6-2	190	Fr./HS	Gardena, Calif. (Junipero Serra HS)
11	Jeremiah McClellan	WR	6-0	190	Fr./HS	St. Louis, Mo. (Christian Brothers College)
12	Brock Thomas	QB	5-11	180	R-Fr./SQ*	Eugene, Ore. (Sheldon HS)
12	Peyton Woodyard	DB	6-2	205	Fr./HS	Fullerton, Calif. (St. John Bosco/Alabama)
13	Jurrion Dickey	WR	6-2	205	R-Fr./SQ*	East Palo Alto, Calif. (Menlo-Atherton HS)
13	Sione Laulea	DB	6-4	190	Jr./TR	Mountain View, Calif. (Serra HS/College of San Mateo)
14	Justius Lowe	WR	6-1	185	So./SQ*	Portland, Ore. (Lake Oswego HS)
15	Solomon Davis	DB	6-0	200	R-Fr./SQ*	Fontana, Calif. (Charter Oak HS)
15	Tez Johnson	WR	5-10	165	Sr./1L	Pinson, Ala. (Pinson Valley HS/Troy)
16	Austin Novosad	QB	6-3	205	R-Fr./SQ*	Dripping Springs, Texas (Dripping Springs HS)
16	Rodrick Pleasant	DB	5-9	180	So./1L	Gardena, Calif. (Serra HS)
17	Jay Harris	RB	6-2	215	Jr./TR	St. Louis, Mo. (Timberland HS/Northwest Missouri State)
17	Kyler Kasper	WR	6-6	210	So./1L*	Gilbert, Ariz. (Williams Field HS)
17	Blake Purchase	OLB	6-3	260	So./1L	Green Valley Ranch, Colo. (Cherry Creek HS)
18	Kenyon Sadiq	TE	6-3	245	So./1L	Idaho Falls, Idaho (Skyline Senior HS)
19	Ryder Hayes	QB	6-2	180	Fr./HS	Grandview, Texas (Grandview HS)
20	Jordan James	RB	5-10	210	Jr./2L	Nashville, Tenn. (Oakland HS)
20	Dylan Williams	ILB	6-2	220	Fr./HS	Carson, Calif. (Long Beach Poly HS)
21	Aaron Flowers	DB	6-0	200	Fr./HS	Forney, Texas (Forney HS)
21	Da'Jaun Riggs	RB	6-0	210	Fr./HS	Washington, D.C. (St. John's HS)
22	Connor Soelle	ILB	6-1	225	Sr./1L*	Scottsdale, Ariz. (Saguaro HS/Arizona State)
23	Ellis Bynum	RB	5-8	200	So./1L*	Portland, Ore. (Central Catholic HS)
23	Brayden Platt	ILB	6-2	235	Fr./HS	Yelm, Wash. (Yelm HS)
24	Kingston Lopa	DB	6-5	198	Fr./HS	Sacramento, Calif. (Grant HS)
24	Jalen Saint Paul	WR	5-11	180	Fr./HS	Carlsbad, Calif. (Carlsbad HS)
25	Brison Cobbins	RB	5-8	190	Jr./SQ*	Kansas City, Kan. (Bishop Miege HS/Missouri Western)
25	Ify Obidegwu	DB	6-1	195	Fr./HS	Baltimore, Md. (St. Frances Academy)
26	Devon Jackson	ILB	6-2	230	So./1L*	Omaha, Neb. (Burke HS)
27	Daylen Austin	DB	6-1	200	R-Fr./SQ*	Long Beach, Calif. (Long Beach Poly HS)
27	Jayden Limar	RB	5-11	200	So./1L	Lake Stevens, Wash. (Lake Stevens HS)
28	Preston Alford	WR	5-10	200	So./SQ*	Dripping Springs, Texas (Dripping Springs HS)
28	Bryce Boettcher	ILB	6-2	225	Sr./2L	Eugene, Ore. (South Eugene HS)
29	Kilohana Haasenritter	RB	5-8	210	Jr./SQ*	Hilo, Hawaii (Hilo HS/Hawaii)
29	Ashton Porter	OLB	6-3	275	R-Fr./SQ*	Cypress, Texas (Cypress Ranch HS)
30	Xavier Barksdale	DB	6-2	175	R-Fr./SQ*	San Diego, Calif. (Steele Canyon HS)
31	Zach Grisham	DB	5-11	190	So./1L*	Portland, Ore. (Central Catholic HS)
33	Kamar Mothudi	ILB	6-3	235	Fr./HS	Los Angeles, Calif. (Los Alamitos HS)
34	Cruz Rushing	DB	6-1	220	So./TR*	Tucson, Ariz. (Salpointe Catholic HS/Arizona)
35	Jacob Pruitt	DB	5-10	170	Fr./HS	Rohnert Park, Calif. (Rancho Cotate HS)
36	Timon Davis	DB	5-9	170	Jr./SQ*	Portland, Ore. (Grant HS)

ALPHABETICAL ROSTER

No.	Name	Pos.
11	Kam Alexander	DB
28	Preston Alford	WR
46	Chip Allers	ILB
86	Darrian Anderson	WR
27	Daylen Austin	DB
30	Xavier Barksdale	DB
2	Jeffrey Bassa	ILB
43	Luke Basso	LS
77	Matthew Bedford	OL
89	Brady Bidwell	WR
28	Bryce Boettcher	ILB
66	Bryce Boulton	OL
98	Andrew Boyle	K
85	Travis Brashear	TE
42	Aydin Breland	DL
53	Devin Brooks	OL
2	Gary Bryant Jr.	WR
1	Jordan Burch	DE
23	Ellis Bynum	RB
90	Jamaree Caldwell	DL
40	Kade Caton	TE
25	Brison Cobbins	RB
76	Josh Conerly Jr.	OL
65	Ajani Cornelius	OL
59	Fox Crader	OL
67	Beau Cressallen	OL
15	Solomon Davis	DB
36	Timon Davis	DB
64	Ty Delgado	OL
61	JaJuan Dickey	DL
13	Jurrion Dickey	WR
45	Luke Dunne	P
96	Nick Duzansky	LS
3	Terrance Ferguson	TE
56	Trent Ferguson	OL
11	Dakoda Fields	DB
6	Jahlil Florence	DB
21	Aaron Flowers	DB
8	Dillon Gabriel	QB
93	My'Keil Gardner	DL
44	Zach Grace	TE
50	Tionne Gray	DL
99	Terrance Green	DL
80	Dillon Gresham	WR
31	Zach Grisham	DB
29	Kilohana Haasenritter	RB
55	Derrick Harmon	DL
55	Marcus Harper II	OL
17	Jay Harris	RB
19	Ryder Hayes	QB
88	Patrick Herbert	TE
1	Traeshon Holden	WR
97	Gage Hurych	K
74	Dave Iuli	OL
26	Devon Jackson	ILB
4	Jestin Jacobs	ILB
20	Jordan James	RB
92	Ross James	P
69	Bailey Jaramillo	OL
3	Brandon Johnson	DB



NUMERICAL ROSTER

No.	Name	Pos.	Ht.	Wt.	Cl./Exp.	Hometown (HS/Other)
36	Atticus Sappington	K	5-10	190	Jr./TR*	Portland, Ore. (Central Catholic HS/Oregon State)
38	Will Straton	ILB	6-0	215	R-Fr./SQ*	Honolulu, Hawaii (Punahou School)
39	Dane Sipos	DB	6-0	185	Jr./SQ*	Lebanon, Ore. (Lebanon HS)
40	Kade Caton	TE	6-5	250	Fr./HS	Manvel, Texas (Manvel HS)
42	Aydin Breland	DL	6-5	295	Fr./HS	Santa Ana, Calif. (Mater Dei HS)
43	Luke Basso	LS	6-3	215	Jr./2L*	Lake Oswego, Ore. (Lakeridge HS)
44	Zach Grace	TE	6-3	240	R-Fr./SQ*	Kearney, Mo. (Kearney HS)
44	Teitum Tuioti	OLB	6-3	255	So./1L	Laie, Hawaii (Sheldon HS [Ore.])
45	Luke Dunne	P	6-5	220	R-Fr./SQ*	Benalla, Victoria, Australia (Benalla P-12 College/ProKick Australia)
46	Chip Allers	ILB	6-2	215	R-Fr./SQ*	Bend, Ore. (Summit HS)
47	Elijah Rushing	OLB	6-6	255	Fr./HS	Tucson, Ariz. (Salpointe Catholic HS)
50	Tionne Gray	DL	6-6	330	Fr./HS	St. Louis, Mo. (Hazelwood Central HS)
50	Nishad Strother	OL	6-2	320	Sr./1L*	Havelock, N.C. (Havelock HS/East Carolina)
52	A'Mauri Washington	DL	6-3	320	So./1L	Detroit, Mich./Chandler HS [Ariz.]
53	Devin Brooks	OL	6-4	280	Fr./HS	Clackamas, Ore. (Clackamas HS)
54	Jerry Mixon	ILB	6-2	240	So./1L	San Francisco, Calif. (Sacred Heart Cathedral Prep)
55	Derrick Harmon	DL	6-5	310	Jr./TR*	Detroit, Mich. (Loyola HS/Michigan State)
55	Marcus Harper II	OL	6-3	305	Sr./3L	Chicago Heights, Ill. (Homewood-Flossmor HS)
56	Trent Ferguson	OL	6-7	320	Fr./HS	Salem, Ore. (West Salem HS)
59	Fox Crader	OL	6-6	290	Fr./HS	Vancouver, Wash. (Evergreen HS)
60	Kanen Rossi	OL	6-1	300	Jr./SQ*	Portland, Ore. (Sunset HS)
61	JaJuan Dickey	DL	6-2	308	R-So./SQ*	East Palo Alto, Calif. (Valley Christian HS/Foothill College)
62	Holden Whipple	OL	6-4	303	Jr./SQ*	Salem, Ore. (West Salem HS/Northern Arizona)
64	Ty Delgado	OL	6-2	300	So./SQ*	Portland, Ore. (Parkrose HS)
65	Ajani Cornelius	OL	6-5	315	Sr./1L	Harlem, N.Y. (Stepinac HS/Rhode Island)
66	Bryce Boulton	OL	6-2	300	R-Fr./SQ*	Palm Desert, Calif. (Palm Desert HS)
67	Beau Cressallen	OL	6-4	290	R-Fr./SQ*	Portland, Ore. (Central Catholic HS)
68	Auston Mims	OL	6-2	320	R-Fr./SQ*	Akron, Ohio (Chaminade College Prep [Calif.])
69	Bailey Jaramillo	OL	6-6	310	Jr./SQ*	Portland, Ore. (Lake Oswego HS/Northland Christian [Texas])
70	Charlie Pickard	OL	6-4	307	Jr./1L*	Portland, Ore. (Jesuit HS)
71	George Silva	OL	6-7	305	Sr./1L	Torrance, Calif. (La Habra HS/Fullerton College)
72	Iapani Laloulu	OL	6-2	325	So./1L	Honolulu, Hawaii (Farrington HS)
73	Kawika Rogers	OL	6-5	325	So./1L*	Kapa'a, Hawaii (Kapa'a HS)
74	Dave Iuli	OL	6-3	340	Jr./2L	Puyallup, Wash. (Puyallup HS)
76	Josh Conerly Jr.	OL	6-4	315	Jr./2L	Seattle, Wash. (Rainier Beach HS)
77	Matthew Bedford	OL	6-6	315	Sr./TR*	Memphis, Tenn. (Cordova HS/Indiana)
77	Jericho Johnson	DL	6-4	340	Fr./HS	Suisun City, Calif. (Armijo HS)
78	Gernorris Wilson	OL	6-5	310	R-Fr./SQ*	Lakeland, Fla. (Lakeland HS)
79	Lipe Moala	OL	6-5	325	R-Fr./SQ*	Riverside, Calif. (Mater Dei HS)
80	Dillon Gresham	WR	6-0	190	Fr./HS	Hemet, Calif. (San Jacinto HS)
81	Ryan Pellum	WR	5-11	170	Fr./HS	Long Beach, Calif. (Millikan HS)
83	Roger Saleapaga	TE	6-4	235	Fr./HS	Orem, Utah (Orem HS)
84	Jack Ressler	WR	5-11	195	Fr./HS	Irvine, Calif. (Mater Dei HS)
85	Travis Brashear	TE	6-4	265	R-Fr./SQ*	Inglewood, Calif. (Lawndale HS)
86	Darrian Anderson	WR	5-9	187	So./SQ*	Waipahu, Hawaii (Junipero Serra HS [Calif.])
87	A.J. Pugliano	TE	6-3	230	Fr./HS	Medford, Ore. (North Medford HS)
88	Patrick Herbert	TE	6-5	255	Sr./2L*	Eugene, Ore. (Sheldon HS)
88	Xadavien Sims	DL	6-3	300	Fr./HS	Durant, Okla. (Durant HS)
89	Brady Bidwell	WR	6-3	195	Fr./HS	Eugene, Ore. (Marist HS)
90	Jamaree Caldwell	DL	6-1	340	Sr./TR*	Newberry, S.C. (Newberry HS/Independence CC/Houston)
92	Ross James	P	6-2	190	Jr./1L*	Brandon, Miss. (Hartfield Academy/East Central CC)
93	My'Keil Gardner	DL	6-2	295	R-Fr./SQ*	EI Mirage, Ariz. (Liberty HS)
93	Grant Meadors	K	5-11	180	R-Fr./SQ*	Bakersfield, Calif. (Liberty HS)
94	Tyler Kinsman	P/K	6-5	245	Fr./HS	Nampa, Idaho (Skyview HS)
95	Keyon Ware-Hudson	DT	6-2	305	Sr./4L*	Duarte, Calif. (Mater Dei HS)
96	Nick Duzansky	LS	6-4	198	R-Fr./SQ*	Wheaton, Ill. (St. Francis HS)
97	Gage Hurych	K	6-1	185	Fr./HS	West Linn, Ore. (West Linn HS)
97	Josh Simmons	DL	6-6	290	Sr./SQ*	Asheville, N.C. (T.C. Roberson/Catawba College)
98	Andrew Boyle	K	6-2	195	Sr./1L*	Camas, Wash. (Camas HS/Washington State)
99	Terrance Green	DL	6-5	330	R-Fr./SQ*	Cypress, Texas (Cypress Woods HS)

* - Utilized Redshirt

ALPHABETICAL ROSTER

No.	Name	Pos.
77	Jericho Johnson	DL
15	Tez Johnson	WR
0	Tysheem Johnson	DB
17	Kyler Kasper	WR
94	Tyler Kinsman	P/K
72	Iapani Laloulu	OL
13	Sione Laulea	DB
27	Jayden Limar	RB
24	Kingston Lopa	DB
14	Justus Lowe	WR
8	Dontae Manning	DB
11	Jeremiah McClellan	WR
93	Grant Meadors	K
68	Auston Mims	OL
54	Jerry Mixon	ILB
79	Lipe Moala	OL
10	Luke Moga	QB
5	Dante Moore	QB
33	Kamar Mothudi	ILB
7	Jabbar Muhammad	DB
16	Austin Novosad	QB
25	Ify Obidegwu	DB
81	Ryan Pellum	WR
70	Charlie Pickard	OL
23	Brayden Platt	ILB
16	Rodrick Pleasant	DB
29	Ashton Porter	OLB
35	Jacob Pruitt	DB
87	A.J. Pugliano	TE
17	Blake Purchase	OLB
9	Nikko Reed	DB
84	Jack Ressler	WR
21	Da'Jaun Riggs	RB
73	Kawika Rogers	OL
60	Kanen Rossi	OL
34	Cruz Rushing	DB
47	Elijah Rushing	OLB
18	Kenyon Sadiq	TE
24	Jalen Saint Paul	WR
83	Roger Saleapaga	TE
36	Atticus Sappington	K
5	Kobe Savage	DB
71	George Silva	OL
97	Josh Simmons	DL
88	Xadavien Sims	DL
39	Dane Sipos	DB
22	Connor Soelle	ILB
7	Evan Stewart	WR
38	Will Straton	ILB
50	Nishad Strother	OL
12	Brock Thomas	QB
44	Teitum Tuioti	OLB
10	Matayo Uiagalelei	OLB
95	Keyon Ware-Hudson	DT
52	A'Mauri Washington	DL
62	Holden Whipple	OL
6	Noah Whittington	RB
20	Dylan Williams	ILB
78	Gernorris Wilson	OL
12	Peyton Woodyard	DB



ROSTER BY POSITION

Quarterback (6)

5 Dante Moore	12 Brock Thomas
8 Dillon Gabriel	16 Austin Novosad
10 Luke Moga	19 Ryder Hayes

Running Back (8)

6 Noah Whittington	23 Ellis Bynum
17 Jay Harris	25 Brison Cobbins
20 Jordan James	27 Jayden Limar
21 Da'Juan Riggs	29 Kilohana Haasenritter

Wide Receiver (15)

1 Traeshon Holden	24 Jalen Saint Paul
2 Gary Bryant Jr.	28 Preston Alford
7 Evan Stewart	80 Dillon Gresham
11 Jeremiah McClellan	81 Ryan Pellum
13 Jurrion Dickey	84 Jack Ressler
14 Justius Lowe	86 Darrian Anderson
15 Tez Johnson	89 Brady Bidwell
17 Kyler Kasper	

Tight End (8)

3 Terrance Ferguson	83 Roger Saleapaga
18 Kenyon Sadiq	85 Travis Brashear
40 Kade Caton	87 A.J. Pugliano
44 Zach Grace	88 Patrick Herbert

Offensive Line (22)

50 Nishad Strother	68 Auston Mims
53 Devin Brooks	69 Bailey Jaramillo
55 Marcus Harper II	70 Charlie Pickard
56 Trent Ferguson	71 George Silva
59 Fox Crader	72 Iapani Laloulu
60 Kanen Rossi	73 Kawika Rogers
62 Holden Whipple	74 Dave Iuli
64 Ty Delgado	76 Josh Conerly Jr.
65 Ajani Cornelius	77 Matthew Bedford
66 Bryce Boulton	78 Gernorris Wilson
67 Beau Cressallen	79 Lipe Moala

Kicker (4)

36 Atticus Sappington	97 Gage Hurych
93 Grant Meadors	98 Andrew Boyle

Defensive Line (13)

1 Jordan Burch	88 Xadavien Sims
42 Aydin Breland	90 Jamaree Caldwell
50 Tionne Gray	93 My'Keil Gardner
52 Al'Mauri Washington	95 Keyon Ware-Hudson
55 Derrick Harmon	97 Josh Simmons
61 JaJuan Dickey	99 Terrance Green
77 Jericho Johnson	

Outside Linebacker (5)

10 Matayo Uiagalelei	44 Teitum Tuioti
17 Blake Purchase	47 Elijah Rushing
29 Ashton Porter	

Inside Linebacker (11)

2 Jeffrey Bassa	28 Bryce Boettcher
4 Justin Jacobs	33 Kamar Mothudi
20 Dylan Williams	38 Will Straton
22 Connor Soelle	46 Chip Allers
23 Brayden Platt	54 Jerry Mixon
26 Devon Jackson	

Defensive Back (23)

0 Tysheem Johnson	16 Rodrick Pleasant
3 Brandon Johnson	21 Aaron Flowers
5 Kobe Savage	24 Kingston Lopa
6 Jahlil Florence	25 Ify Obidegwu
7 Jabbar Muhammad	27 Daylen Austin
8 Dontae Manning	30 Xavier Barksdale
9 Nikko Reed	31 Zach Grisham
11 Kam Alexander	34 Cruz Rushing
11 Dakoda Fields	35 Jacob Pruitt
12 Peyton Woodyard	36 Timon Davis
13 Sione Laulea	39 Dane Sipos
15 Solomon Davis	

Punter (3)

45 Luke Dunne	94 Tyler Kinsman
92 Ross James	

Long Snapper (2)

43 Luke Basso	96 Nick Duzansky
---------------	------------------

ROSTER BY GEOGRAPHY

California (30)

2 Bryant Jr.	20 Williams	66 Boulton
6 Florence	24 Lopa	71 Silva
9 Reed	24 Saint Paul	77 Johnson
10 Uiagalelei	27 Austin	79 Moala
11 Fields	30 Barksdale	80 Gresham
12 Woodyard	33 Mothudi	81 Pellum
13 Dickey	35 Pruitt	84 Ressler
13 Laulea	42 Breland	85 Brashear
15 Davis	54 Mixon	93 Meadors
16 Pleasant	61 Dickey	95 Ware-Hudson

Oregon (22)

12 Thomas	43 Basso	67 Cressallen
14 Lowe	46 Allers	69 Jaramillo
23 Bynum	53 Brooks	70 Pickard
28 Boettcher	56 Ferguson	87 Pugliano
31 Grisham	60 Rossi	88 Herbert
36 Davis	62 Whipple	89 Bidwell
36 Sappington	64 Delgado	97 Hurych
39 Sipos		

Texas (10)

5 Savage	19 Hayes	29 Porter
7 Muhammad	21 Flowers	40 Caton
11 Alexander	28 Alford	99 Green
16 Novosad		

Arizona (6)

10 Moga	22 Soelle	47 Rushing
17 Kasper	34 Rushing	93 Gardner

Hawaii (7)

8 Gabriel	44 Tuioti	73 Rogers
29 Haasenritter	72 Laloulu	86 Anderson
38 Straton		

Washington (6)

23 Platt	59 Crader	76 Conerly Jr.
27 Limar	74 Iuli	98 Boyle

Missouri (5)

8 Manning	17 Harris	50 Gray
11 McClellan	44 Grace	

Michigan (3)

5 Moore	3 Johnson	7 Stewart
52 Washington	50 Strother	20 James
55 Harmon	97 Simmons	77 Bedford

Colorado (2)

3 Ferguson	17 Holden	18 Sadiq
17 Purchase	78 Wilson	94 Kinsman

Illinois (2)

55 Harper II	4 Jacobs	1 Burch
96 Duzansky	68 Mims	90 Caldwell

Utah (2)

2 Bassa	45 Dunne	15 Johnson
83 Saleapaga		

Georgia (1)

6 Whittington	25 Cobbins	25 Obidegwu
---------------	------------	-------------

Mississippi (1)

92 James	26 Jackson	65 Cornelius
----------	------------	--------------

Oklahoma (1)

88 Sims	0 Johnson	21 Riggs
---------	-----------	----------

PRONUNCIATIONS

PLAYERS

Bryce Boettcher	BETCH-er
Ajani Cornelius.....	uh-JOHN-ee
Timon Davis.....	tim-ON
JaJuan Dickey.....	juh-WAN
Jurrion Dickey.....	jury-on
Luke Dunne	Done
Nick Duzansky	duh-ZAN-skee
My'Keil Gardner.....	my-kell
Tionne Gray.....	TEE-on
Kilohana Haasenritter	key-low-HA-na / HOSS-en-ritt-er
Gage Hurych	HER-ick
Dave Iuli	EYE-oo-lee
Devon Jackson.....	dev-in
Bailey Jaramillo	jer-uh-mill-oh
Iapani Laloulu	ee-uh-pawn-ee / LAH-low-oo-loo
Sione Laulea	see-OH-nay / lau-lay-uh
Jayden Limar	luh-mar
Lipe Moala	lee-pay / mo-la-luh
Kamar Mothudi	kuh-MAR / mo-TOO-dee
Ify Obidegwu	if-ee / OH-bee-DAY-goo

A.J. Pugliano	poo-glee-ah-no
Da'Juan Riggs.....	du-WAN
Kawika Rogers.....	kuh-vee-ka
Kanen Rossi	KANE-in / ross-EE
Kenyon Sadiq	ken-yen / suh-DEEK
Roger Saleapaga	SAL-ee-uh-pawg-uh
Xadavien Sims.....	zuh-DAY-vee-in
Dane Sipos	see-pis
Connor Soelle	SOUL-ee
Nishad Strother	nuh-shod / strother (like brother)
Teitum Tuioti	TAY-tum / TOO-ee-oh-tee
Matayo Uiagalelei	muh-tay-oh / ooh-ee-ahn-guh-luh-lay
Gernorris Wilson.....	juh-nor-iss
Peyton Woodyard	wood-YARD

COACHES

Tosh Lupoi	Loo-poy
Brian Michalowski	mick-uh-LAU-skee
A'lrique Terry.....	uh-LEEK
Tony Tuioti	TOO-ee-oh-tee



COACHING STAFF

Table with 4 columns: Name, Position, UO Experience, Alma Mater. Lists coaching staff including Dan Lanning, Will Stein, Tosh Lupoi, Ra'Shaad Samples, Junior Adams, Chris Hampton, Joe Lorig, Drew Mehringer, Brian Michalowski, A'lique Terry, Tony Tuioti, and Wilson Love.

*First season as ILB coach; spent 2023 as a defensive analyst for the Ducks



Dan Lanning



Will Stein



Tosh Lupoi



Ra'Shaad Samples



Junior Adams



Chris Hampton



Joe Lorig



Drew Mehringer



Brian Michalowski



A'lique Terry



Tony Tuioti



Wilson Love

SUPPORT STAFF

Senior Support Staff
Marshall Malchow Chief of Staff
Jeff Hawkins Sr. Assoc. AD of HDC Admin. & Ops
Matt Noyer Associate AD of Football Operations
Kodi Look Director of Football Operations
Cassidy Noyer Director of External Relations
Eden Mahina Director of Player Academic Development
Osman Kamara Director of Player Development
Karl Holmes Director of Community Engagement

Recruiting
Tyler Dean Director of Player Personnel
Pat Biondo Director of Recruiting Strategy
Lydia Gibbs Director of On-Campus Recruiting
Brittney Legros Director of Recruiting Operations
Jake Kaneda Assistant Director of Personnel/Onboarding Coordinator
Brian Bachman Assistant Director of Player Personnel
Ryan Brosnan Assistant Director of Player Personnel
Drew House Assistant Director of Player Personnel
Coby Sayyah Assistant Director of Player Personnel
Alex Bullock Assistant Director of Recruiting
Kamrin Caoili Assistant Director of Recruiting

Strength & Conditioning
Kyle Bolton Director of Speed & Performance
Taylor Porter Assistant Head Strength & Conditioning Coach
Mark Davis Assistant Strength & Conditioning Coach
Drew Jordan Assistant Strength & Conditioning Coach
Brenden Hisao Strength & Conditioning Intern

Graduate Assistants
Kamran Araghi Graduate Assistant - Defense
Jack Smith Graduate Assistant - Offense
Rashad Wadood Graduate Assistant - Defense
Ryan Walk Graduate Assistant - Offense

Analysts
Mike Cavanaugh Offensive Analyst
Donte Ellington Offensive Analyst
Steven Haunga Offensive Analyst
Koa Ka'ai Offensive Analyst
Matt Lombardi Offensive Analyst
Rhys Messner Offensive Analyst
Dallas Warmack Offensive Analyst
Dante Bartee Defensive Analyst
Zachary Betz Defensive Analyst
Connor Boyd Defensive Analyst
Kyle Cogan Defensive Analyst
Darrion Daniels Defensive Analyst
Antonio Parks Defensive Analyst
Jaime Silva Defensive Analyst
Zach Tinker Special Teams Analyst


Creative
Steve Pohl Video Production Coordinator
Scott Anderson Senior Associate Director of Video
Jackson Madden Assistant Video Producer
Josh Heim Director of Digital Media
Davis Long Digital Media Producer

Team Video
Gio Aguilar Video Coordinator
Amy Behr Assistant Video Coordinator
Ty Polosky Video Intern

Equipment
Kenny Farr Football Equipment Administrator
Devin Cramer Equipment Manager

Athletic Training
Maggie Doe Team Physician
Kevin Steil Head Athletic Trainer
Stephanie Brooks Athletic Trainer
Travis Halseth Athletic Trainer
Brandee Barbee Athletic Trainer
Lani Jo Hernandez Athletic Trainer

Sports Performance & Nutrition
Jordan Troester Director of Performance & Sports Science
Ben Mckay Sports Science Coordinator
Brenna Sleggs Senior Sports Dietitian
Bailey Veitenheimer Assistant Sports Dietitian



QUICK HITS: QB DILLON GABRIEL

BIG TEN CHAMPIONSHIP GAME VS. PENN STATE

- » Completed 22-of-32 passes for 283 yards and a season-high four touchdowns.
- » Fourth game as a Duck with three-plus TD passes, and 26th of his career; 13th career game with four-plus.

LAST TIME VS. OHIO STATE (OCT. 12)

- » Completed 23-of-34 passes for 341 yards and two touchdowns while also rushing for a key 27-yard TD in the fourth quarter.

2024 SEASON

- » Heisman Trophy finalist (3rd place) and the 2024 Big Ten Offensive Player of the Year (Coaches & AP).
- » No. 2 in the nation with a 73.2 completion percentage; one of only six QBs above 70.0 percent.
- » No. 7 nationally in passer rating (166.57) and completions (297), No. 8 in total touchdowns (35), No. 10 in passing yards per game (273.7) and passing touchdowns (28), and No. 13 in total yards per game (288.5).
- » Has posted four of the top 11 completion-percentage performances in UO single-game history, including an 85.7 percentage (18-of-21) in Week 2 vs. Boise State that is No. 2 in program single-game history.
- » Multiple touchdown passes in 11 games and two 300-yard performances (380 vs. Idaho, 341 vs. Ohio State).
- » Career-high 41 completions in opener vs. Idaho, tied for the most ever in a game by a Duck and tied for the most by any FBS quarterback in a game this season (Spencer Petras, Utah State).

CAREER

- » NCAA all-time leader with 187 career total touchdowns, passing Case Keenum (178) on Nov. 9 vs. Maryland.
- » Currently No. 2 in NCAA history in total yards (19,675), passing touchdowns (153) and passing yards (18,423).
- » Up to No. 7 all-time in completions (1,347), passing former Oregon QB **BO NIX** (1,286) earlier this season.
- » 62 career starts are the most in FBS history by a quarterback, passing Nix (61) in the Big Ten Championship Game.

More on pages 15-17

QUICK FACTS

UNIVERSITY OF OREGON

- Location:** Eugene, Ore.
- Enrollment:** 23,000
- Founded:** 1876
- Colors:** Green and Yellow
- Nickname:** Ducks
- Conference:** Big Ten Conference
- President:** Karl Scholz
- Director of Athletics:** Rob Mullens

FOOTBALL INFORMATION

- First Year of Football:** 1894
- Years of Football:** 129th Season
- All-Time Record:** 718-511-46
- Conference Record:** 364-334-20
- Big Ten Record:** 9-0
- All-Time Bowl Record:** 17-20

AUTZEN STADIUM

- Opened:** 1967
- Capacity:** 54,000
- Playing Surface:** FieldTurf Core Vertex
- Total Seasons:** 57
- Winning Seasons (Over .500):** 40
- Unbeaten Seasons (Years):** 12 (1990, 1998, 1999, 2000, 2009, 2010, 2013, 2019, 2020, 2021, 2023 & 2024)
- All-Time Record:** 239-101-5
- Conference Record:** 140-85-2
- Pac-8 Record (1964-77):** 10-25
- Pac-10 Record (1978-2010):** 78-49-2
- Pac-12 Record (2011-2023):** 47-11
- Big Ten Record (2024 - Present):** 5-0
- Nonconference Record:** 97-16-3
- Longest Win Streak (Years):** 23 (1997-2001, 2018-2022)
- Longest Conference Win Streak (Years):** 17 (2018-2022)
- Longest Nonconference Win Streak (Years):** 34 (2009-Present)

TEAM NOTES

A WIN WOULD...

- » Send Oregon to the CFP Semifinals at the Goodyear Cotton Bowl Classic in Dallas on Friday, Jan. 10.
- » Make the Ducks 2-1 all-time in the College Football Playoff, with their first CFP win since the 2014-15 semifinals.
- » Be the program's fifth all-time win at the Rose Bowl Game, and fourth consecutive.
- » Make Oregon 18-20 all-time in bowl games, and 5-4 in the Rose Bowl.
- » Set a new program record for wins in a season with 14, and make Oregon 14-0 for the first time ever.
- » Be Oregon's third straight win over Ohio State, all coming since 2021, and second this season.
- » Make Oregon the first team to beat Ohio State twice in the same season since 1894 (Wittenberg).
- » Be Oregon's 15th consecutive win dating back to last season, the longest active streak in the nation.

CFP HISTORY

Oregon is in the College Football Playoff field for the second time in program history, and first since making the inaugural CFP national championship game in 2014-15. The Ducks are now the No. 1 seed in the first year of the expanded 12-team CFP field, looking to advance to the semifinals for the second time in program history. Oregon and Heisman Trophy winner Marcus Mariota dominated Florida State, 59-20, in the semifinals at the Rose Bowl Game on Jan. 1, 2015, to reach the first national championship game of the four-team CFP era, where the Ducks went on to face Ohio State. UO's upcoming Rose Bowl appearance vs. the Buckeyes will be its first CFP game since falling to Ohio State in that national championship game.

ROSE BOWL HISTORY

The Ducks will make their ninth all-time appearance in the Rose Bowl Game, and fifth since 2010, bringing a 4-4 record in "The Granddaddy of Them All" into New Year's Day. Oregon has won each of its last three trips to the Rose Bowl Game, with wins over Wisconsin in 2011-12 and 2019-20 sandwiched around that dominant CFP semifinal victory over Florida State in 2014-15. UO's first-ever Rose Bowl victory came over Pennsylvania in 1916-17, followed by four losses before its 45-38 win over the Badgers on Jan. 2, 2012. Oregon and Ohio State have faced off twice before in the Rose Bowl, with the Buckeyes winning both.

LAST TIME VS. OHIO STATE: TITANIC TOP-FIVE TILT GOES TO OREGON

The Ducks' win over No. 2 Ohio State on Oct. 12 will go down as arguably the most significant regular-season win in program history. The Ducks secured their highest-ranked victory ever in Autzen Stadium, beating a top-five opponent in Autzen for the fourth time and first since Oct. 31, 2009. The win matched the highest-ranked victory in program history, joining the 2015 Rose Bowl over Florida State as the only times Oregon has defeated a team ranked No. 2 or better, and was the program's ninth all-time win against a top-five opponent. The Ducks pulled out the victory in front of the largest crowd in Autzen Stadium (60,129), as a day that dawned with thousands of fans crowding on campus for ESPN's "College GameDay" ended with thousands more rushing the field.

The final seven scoring plays of the night all resulted in lead changes, including a 27-yard rushing touchdown by QB **DILLON GABRIEL** early in the fourth quarter that put UO up, 29-28. Ohio State retook the lead with a field goal with six minutes remaining, before Gabriel once again took Oregon down the field to set up a go-ahead field goal by **ATTICUS SAPPINGTON** with 1:47 to play. A critical sack by **MATAYO UIAGALELEI** helped keep Ohio State out of field goal range on its final drive, and the Autzen Crowd poured onto the field in celebration as OSU QB Will Howard slid just after time expired. Gabriel thrived in his biggest game to date as a Duck, completing 23-of-34 passes for 341 yards and two touchdowns while also rushing for 32 yards and a score. **EVAN STEWART** caught seven passes for a career-high 149 yards and a touchdown, **TEZ JOHNSON** also pulled in a touchdown and **JORDAN JAMES** rushed for 115 yards and a TD on 23 carries. Uiagalelei finished with two TFLs and the only sack of the game, and **DERRICK HARMON** came away with a huge forced fumble and recovery early in the game.



TEAM NOTES

HISTORY VS. OHIO STATE

The Rose Bowl will mark the 12th all-time meeting between Oregon and Ohio State. The Buckeyes own a 9-2 advantage in the series, but the Ducks have won each of the last two matchups after pulling out an epic 32-31 victory earlier this season.

BIG TEN CHAMPIONS!

The Ducks secured the No. 1 overall seed and a first-round bye in the College Football Playoff by winning the Big Ten Championship Game on Dec. 7, defeating Penn State 45-37 at Lucas Oil Stadium in Indianapolis.

ELITE RESUME

Oregon had to navigate one of the nation's toughest schedules en route to winning the Big Ten title and earning the top seed in the College Football Playoff. The Ducks are the only team with wins against three teams in the CFP field.

DUCKS AT THE TOP

Oregon took over the No. 1 spot in both the Associated Press and USA Today coaches polls for the first time since 2012 going into its Oct. 26 game vs. Illinois, and the Ducks solidified that ranking with six consecutive wins to remain undefeated entering the College Football Playoff.

ALL THREE PHASES

Oregon has established itself as arguably the nation's most well-rounded team this season. The Ducks are the only FBS team in the top 15 nationally for scoring offense (13th, 35.9 PPG), total offense (13th, 449.8 YPG), scoring defense (12th, 17.8 PPG) and total defense (9th, 301.8 YPG).

DAN THE MAN

The Ducks have been among the nation's top teams since head coach DAN LANNING took over ahead of the 2022 season, going a stellar 35-5 so far through his first three seasons. Lanning's 35 wins are the most by any Oregon head coach through his first 40 games.

- » Just the second Oregon head coach (Chip Kelly) to reach double-digit wins in each of his first three seasons.
» Oregon has won at least eight conference games for the second year in a row, and eighth time in program history.
» With a perfect 7-0 home record in 2024, Oregon is now 19-1 under Lanning in Autzen Stadium.
» Oregon has won bowl games in back-to-back seasons for the first time since 2018-19, winning the Holiday Bowl in 2022.

RECORD CROWDS

Autzen Stadium was rocking throughout the regular season, hosting sellout crowds in all seven home games including four of the 14 largest crowds in stadium history. Oregon's epic win over No. 2 Ohio State on Oct. 12 came in front of an Autzen Stadium record 60,129 fans.

BIG TEN STANDINGS

Table with 4 columns: Team, BIG, Overall, Streak. Rows include Oregon+^ (9-0, 13-0, W13), Penn State^ (8-1, 12-2, W1), Indiana^ (8-1, 11-2, L1), Ohio State^ (7-2, 11-2, W1), Illinois (6-3, 9-3, W3), Iowa (6-3, 8-4, W2), Michigan (5-4, 7-5, W2), Minnesota (5-4, 7-5, W1), Rutgers (4-5, 7-5, W1), USC (4-5, 6-6, L1), Washington (4-5, 6-6, L1), Nebraska (3-6, 6-6, L1), Michigan State (3-6, 5-7, L1), UCLA (3-6, 5-7, W1), Wisconsin (3-6, 5-7, L5), Northwestern (2-7, 4-8, L3), Maryland (1-8, 4-8, L5), Purdue (0-9, 1-11, L11).

+Big Ten Conference champions
^Earned spot in College Football Playoff 12-team field

2025 SCHEDULE

Table with 2 columns: Date, Opponent. Rows include Aug. 30 (Montana State), Sept. 6 (Oklahoma State), Sept. 13 (at Northwestern*), Sept. 20 (Oregon State), Sept. 27 (at Penn State*), Oct. 11 (Indiana*), Oct. 18 (at Rutgers*), Oct. 25 (Wisconsin*), Nov. 8 (at Iowa*), Nov. 15 (Minnesota*), Nov. 22 (USC*), Nov. 29 (at Washington*).

Home games in bold | *Big Ten Conference Game

FUTURE BIG TEN GAMES

Table for 2026 with 2 columns: Home, Away. Rows include Michigan (Away, Illinois), Nebraska (Away, Michigan State), Northwestern (Away, Ohio State), UCLA (Away, USC), Washington (Away, Washington).

Table for 2027 with 2 columns: Home, Away. Rows include Iowa (Away, Maryland), Ohio State (Away, Michigan State), Penn State (Away, Nebraska), Purdue (Away, UCLA), Washington (Away, Washington).

Table for 2028 with 2 columns: Home, Away. Rows include Illinois (Away, Indiana), Michigan State (Away, Minnesota), Rutgers (Away, Penn State), USC (Away, Wisconsin), Washington (Away, Washington).



DUCKS AS NO. 1

Overall: 12-1
 At Home: 6-1
 On the Road: 5-0
 Neutral Site: 1-0

Date	UO/OPP	Opponent	Result
12/7/24	1/3	vs. Penn State (Big Ten CG)	W, 45-37
11/30/24	1/NR	Washington	W, 49-21
11/16/24	1/NR	at Wisconsin	W, 16-13
11/9/24	1/NR	Maryland	W, 39-18
11/2/24	1/NR	at Michigan	W, 38-17
10/26/24	1/20	Illinois	W, 38-9
11/17/12	1/14	Stanford	(OT) L, 17-14
12/4/10	1/NR	at Oregon State	W, 37-20
11/26/10	1/20	Arizona	W, 48-29
11/13/10	1/NR	at California	W, 15-13
11/6/10	1/NR	Washington	W, 53-16
10/30/10	1/24	at USC	W, 53-32
10/21/10	1/NR	UCLA	W, 60-13

AUTZEN ATTENDANCE RECORDS

	OPPONENT	ATTENDANCE	DATE
1.	Ohio State	60,129	10/12/2024
2.	Arizona State	60,055	10/15/2011
3.	Washington	60,017	11/06/2010
4.	Arizona	59,990	11/26/2010
5.	Oregon State	59,987	11/24/2023
6.	UCLA	59,962	10/22/2022
7.	USC	59,957	11/11/2023
8.	USC	59,933	11/19/2011
9.	Colorado	59,889	9/23/2023
10.	Illinois	59,830	10/26/2024
11.	Stanford	59,818	10/02/2010
12.	Michigan State	59,802	10/4/2024
	Oregon State	59,802	11/26/2011
14.	Washington	59,603	11/30/2024
15.	Oregon State	59,597	12/03/2009
16.	USC	59,592	10/31/2009
17.	Michigan State	59,456	9/06/2014
18.	Arizona State	59,379	11/03/2007
19.	UCLA	59,376 (P12 CG)	12/02/2011
20.	UCLA	59,372	10/21/2010

All-time crowds in excess of 50,000 at Autzen: 142 (Out of possible 148 since 2002)



Oregon's Stomp Out Cancer "Heroes" uniforms were designed by the Lanning family.

TEAM NOTES

HOME COOKIN'

Oregon has been one of the most dominant teams in the nation at home over the last decade-plus, and the Ducks finished off a perfect 7-0 home slate for the second year in a row with its win over Washington in the regular-season finale. It is Oregon's fifth undefeated regular season at home since 2019 and 12th in program history, and the Ducks have won 15 consecutive home games dating back to the 2022 season. Oregon is 38-1 (.974) at home since an overtime loss to Stanford on Sept. 22, 2018, a span that included 23 straight home wins to match the longest home win streak in program history. UO is 47-3 (.940) at home since the start of the 2017 season, boasting the nation's third-best win percentage and fifth-most wins during that time.

Oregon's success at home against nonconference opponents extends even further, as the Ducks own the nation's longest active nonconference home winning streak at 34 games after picking up wins over Idaho and Boise State to open 2024. UO has not lost a nonconference home game since Sept. 20, 2008 - a 37-32 loss to Boise State - and has been dominant overall in Autzen Stadium in that span with an 90-11 (.891) record at home since the start of the 2009 season.

Active Home Nonconference Winning Streaks (Last home nonconference loss)

1. Oregon - 34 (9/20/2008)
2. Utah - 32 (9/8/2007)
3. Penn State - 27 (9/21/2013)

LANNINGS' PERSONAL TOUCHES ABOUND ON LATEST "STOMP OUT CANCER" UNIFORM

In less than three years, **DAN LANNING** has put his stamp on the Oregon football program. When the Ducks took the field against Michigan State in Week 6, the Lanning family's impact was even more viscerally apparent. For the fifth time, the UO football team debuted a uniform designed to show support for those who have battled cancer, and raise awareness and resources for research into beating the disease. The latest iteration is Oregon's "Heroes" uniform, which is replete with personal touches designed by Lanning and his family, including his wife, Sauphia, who completed treatment for bone cancer in 2017. The Heroes uniform incorporates specific elements suggested not only by Dan and Sauphia Lanning but each of their three sons as well.

The base color is yellow, in acknowledgment of Sauphia's battle with osteosarcoma, but the helmet, cleats, gloves and sleeve patches all feature a multi-color panel acknowledging victims of all cancers. The helmet features Oregon's trademark "O" logo incorporated with a yellow ribbon, a concept Sauphia sketched herself. That sketch also included the phrase "Take Flight + Fight," purposefully utilizing a plus sign because it mimics the sign of the cross that is an international symbol for health care providers. That logo is featured prominently on the back of the helmet and also a sleeve patch, at the urging of the Lannings' middle son, Kniles. Their oldest son, Caden, suggested the use of an ice cream cone, acknowledging the treat the Lannings would enjoy to lift their spirits after Sauphia's treatment sessions. Youngest son Titan suggested the use of the multi-color panel on the cleats, while Lanning himself brought to the uniform the molecular structure of the "red devil" chemotherapy treatment, which is a background image on the gloves and sleeves players wore.

FRESH FACES

Oregon's roster is made up of 47 newcomers, accounting for 37.3 percent of the 126-player roster. Among those 47 newcomers are 13 transfers who have now combined to make 269 career starts at the collegiate level, and a group of freshmen that made up a consensus top-five recruiting class in the nation.

FAMILY AFFAIR

The Ducks' 2024 roster features a handful of family connections to current and former Ducks:

- » DL **JAJUAN DICKEY** and WR **JURRIAN DICKEY** are brothers.
- » DB **CRUZ RUSHING** and OLB **ELIJAH RUSHING** are brothers.
- » OLB **TEITUM TUIOTI** is the son of defensive line coach **TONY TUIOTI**, and brother of San Diego State DL Teivis Tuioti and Idaho State LB Teilor Tuioti.
- » WR **TEZ JOHNSON** is the brother of former Oregon QB **BO NIX**, now the starting quarterback for the Denver Broncos.
- » TE **PATRICK HERBERT** is the brother of former Oregon QB **JUSTIN HERBERT**, now the starting QB for the Los Angeles Chargers.
- » OL **IAPANI LALOULU** is the younger brother of former Oregon OL **FAAOPE LALOULU**.
- » WR **BRADY BIDWELL** is the son of former Oregon punter and current team chaplan **JOSH BIDWELL**.
- » OL **BAILEY JARAMILLO** is the brother of former Oregon and current NC State OL **DAWSON JARAMILLO**.

DUCKS PLAYING WITH A HEAVY HEART

The Oregon football program once again experienced heartbreak over the summer when former defensive back **KHYREE JACKSON** passed away tragically in a car accident. Jackson was an all-Pac-12 selection for the Ducks in 2023 and was entering his first season with the Minnesota Vikings after being selected in the fourth round of the 2024 NFL Draft. The tragedy came two years after tight end **SPENCER WEBB** passed away in an accident. The team hiked Spencer's Butte in Eugene on the last day of summer workouts as a way to honor the lives of both Jackson and Webb, and they are wearing a decal on their helmets this season that features two flying Ducks with the numbers 4 and 5 to commemorate them both.



2024-25 DUCK TRENDS

	Overall	Big Ten	Streak
Record	13-0	10-0	W14
At Home	7-0	5-0	W15
On the Road	5-0	4-0	W7
Neutral	1-0	1-0	W2
August	1-0	0-0	W1
September	3-0	1-0	W11
October	4-0	4-0	W6
November	4-0	4-0	W8
December	1-0	1-0	W1
January	0-0	0-0	W1
vs. Unranked Opponents	10-0	7-0	W31
vs. Ranked Opponents	3-0	3-0	W4
Record in Games...			
Decided by 7 points or less	3-0	2-0	W3
Decided by 3 points or less	3-0	2-0	W3
During the day	7-0	5-0	W12
At night	6-0	5-0	W6
Record When Scoring...			
Less than 21 points	1-0	1-0	W2
21+ points	12-0	9-0	W13
30+ points	11-0	9-0	W12
40+ points	3-0	2-0	W37
50+ points	0-0	0-0	W87
Record When Allowing...			
7 points or less	1-0	1-0	W64
10 points or less	3-0	3-0	W61
14 points or less	7-0	5-0	W102
24 points or less	10-0	8-0	W33
More than 24 points	3-0	2-0	W3
Record When...			
Scoring first	10-0	8-0	W34
Opponents score first	3-0	2-0	W4
Leading after the 1st qtr	10-0	8-0	W32
Trailing after the 1st qtr	1-0	1-0	W2
Tied after the 1st qtr	2-0	1-0	W5
Leading at halftime	11-0	9-0	W24
Trailing at halftime	2-0	1-0	W2
Tied at halftime	0-0	0-0	W4
Leading after the 3rd qtr	12-0	8-0	W13
Trailing after the 3rd qtr	1-0	1-0	W1
Tied after the 3rd qtr	0-0	0-0	W2
In overtime games	0-0	0-0	L1
Record With...			
Less than 400 yards total offense	3-0	2-0	W3
400+ yards total offense	10-0	8-0	W17
500+ yards total offense	2-0	1-0	W7
600+ yards total offense	0-0	0-0	W38
700+ yards total offense	0-0	0-0	W10
Less than 100 yards rushing	0-0	0-0	W1
100+ yards rushing	13-0	10-0	W14
200+ yards rushing	4-0	3-0	W5
250+ yards rushing	0-0	0-0	W1
300+ yards rushing	0-0	0-0	W1
Less than 200 yards passing	1-0	1-0	W2
200+ yards passing	12-0	9-0	W13
300+ yards passing	3-0	1-0	W8
400+ yards passing	0-0	0-0	W14
A 100-yard rusher	6-0	5-0	W9
2+ 100-yard rushers	0-0	0-0	W1
A 100-yard receiver	7-0	5-0	W12
2+ 100-yard receivers	0-0	0-0	W15
Record When Allowing...			
Less than 200 total yards	1-0	1-0	W13
Less than 300 total yards	8-0	7-0	W19
Less than 400 total yards	10-0	7-0	W20
400+ total yards	2-0	2-0	W2
Less than 100 rush yards	5-0	4-0	W8
Less than 150 rush yards	10-0	8-0	W14
Less than 200 rush yards	10-0	8-0	W18
200+ rush yards	3-0	2-0	W3
Less than 200 pass yards	9-0	6-0	W16
Less than 250 pass yards	12-0	9-0	W22
Less than 300 pass yards	12-0	9-0	W23
300+ pass yards	1-0	1-0	W1
A 100-yard rusher	2-0	1-0	W2
A 100-yard receiver	2-0	2-0	W2
Record When Having...			
No turnovers	4-0	3-0	W8
1-2 turnovers	9-0	7-0	W9
3 or more turnovers	0-0	0-0	W2
No takeaways	3-0	1-0	W8
1-2 takeaways	9-0	8-0	W10
3 or more takeaways	1-0	1-0	W3
Win turnover battle	7-0	6-0	W11
Lost turnover battle	3-0	2-0	W7
Turnovers even	3-0	2-0	W3
More than 30:00 TOP	8-0	7-0	W13
Less than 30:00 TOP	5-0	3-0	W5

UNDER DAN LANNING

	Overall	Home	Away	Neutral	Streak
Record	35-5	19-1	13-2	3-2	W14
Conference Record	25-3	13-1	11-2	1-0	W16
Nonconference Record	10-2	6-0	2-0	2-2	W4
August	1-0	1-0	0-0	0-0	W1
September	11-1	6-0	5-0	0-1	W11
October	10-1	7-0	3-1	0-0	W6
November	10-2	6-1	4-1	0-0	W8
December	2-1	0-0	0-0	2-1	W1
January	1-0	0-0	0-0	1-0	W1
vs. Unranked Opponents	25-0	12-0	12-0	1-0	W25
vs. Ranked Opponents	10-5	7-1	1-2	2-2	W4
Record in Games...					
Decided by 7 points or less	6-4	3-1	2-2	1-1	W3
Decided by 3 points or less	6-3	3-1	2-1	1-1	W3
During the day	21-4	11-1	9-2	1-1	W12
At night	14-1	8-0	4-0	2-1	W6
Record When Scoring...					
Less than 21 points	2-1	1-0	1-0	0-1	W2
21+ points	33-4	18-1	12-2	3-1	W13
30+ points	31-4	17-1	12-2	2-1	W11
40+ points	18-0	9-0	7-0	2-0	W18
50+ points	4-0	4-0	0-0	0-0	W4
Record When Allowing...					
7 points or less	7-0	3-0	3-0	1-0	W7
10 points or less	11-0	6-0	4-0	1-0	W11
14 points or less	17-0	8-0	8-0	1-0	W17
24 points or less	26-0	14-0	11-0	1-0	W26
More than 24 points	9-5	5-1	2-2	2-2	W3
Record When...					
Scoring first	25-0	15-0	8-0	2-0	W25
Opponents score first	10-5	4-1	3-3	1-1	W4
Leading after the 1st qtr	25-0	16-0	8-0	1-0	W25
Trailing after the 1st qtr	5-5	1-1	3-2	1-2	W2
Tied after the 1st qtr	5-0	2-0	2-0	1-0	W5
Leading at halftime	31-1	19-0	10-1	2-0	W24
Trailing at halftime	4-4	1-1	2-1	1-2	W2
Tied at halftime	0-0	0-0	0-0	0-0	--
Leading after the 3rd qtr	29-3	18-1	9-1	2-1	W11
Trailing after the 3rd qtr	5-2	1-0	3-1	1-1	W3
Tied after the 3rd qtr	1-0	1-0	0-0	0-0	W1
In overtime games	0-0	0-0	0-0	0-0	--
Record With...					
Less than 400 yards total offense	5-2	3-0	2-0	0-2	W2
400+ yards total offense	30-3	16-1	12-2	2-0	W17
500+ yards total offense	17-2	10-1	6-1	1-0	W7
600+ yards total offense	4-0	2-0	2-0	0-0	W4
700+ yards total offense	1-0	1-0	0-0	0-0	W1
Less than 100 yards rushing	1-0	1-0	0-0	0-0	W1
100+ yards rushing	34-5	18-1	13-2	3-2	W14
200+ yards rushing	15-2	11-1	3-1	1-0	W5
250+ yards rushing	5-1	4-1	1-0	0-0	W1
300+ yards rushing	3-1	2-1	1-0	0-0	W1
Less than 200 yards passing	2-1	2-0	0-0	0-1	W2
200+ yards passing	33-4	17-1	13-2	3-1	W13
300+ yards passing	14-2	8-0	5-2	1-0	W8
400+ yards passing	6-0	2-0	3-0	1-0	W6
A 100-yard rusher	14-2	9-1	3-1	2-0	W9
2+ 100-yard rushers	1-1	1-1	0-0	0-0	W1
A 100-yard receiver	19-3	10-1	7-2	2-0	W10
2+ 100-yard receivers	3-0	3-0	0-0	0-0	W3
Record When Allowing...					
Less than 200 total yards	3-0	2-0	1-0	0-0	W3
Less than 300 total yards	17-0	11-0	5-0	1-0	W17
Less than 400 total yards	27-1	14-0	9-1	2-0	W21
400+ total yards	7-4	3-1	3-1	1-2	W2
Less than 100 rush yards	15-1	10-0	5-1	0-0	W9
Less than 150 rush yards	28-3	16-1	11-1	1-1	W16
Less than 200 rush yards	32-4	18-1	12-1	2-2	W11
200+ rush yards	3-1	1-0	1-1	1-0	W3
Less than 100 pass yards	3-1	2-0	1-1	0-0	W2
Less than 200 pass yards	18-1	10-0	7-1	1-0	W16
Less than 250 pass yards	26-1	15-0	9-1	2-0	W21
Less than 300 pass yards	29-1	16-0	10-1	3-0	W23
300+ pass yards	6-4	4-1	2-1	0-2	W1
A 100-yard rusher	4-3	2-0	1-2	1-1	W2
A 100-yard receiver	4-4	3-1	1-1	0-2	W2
Record When Having...					
No turnovers	16-2	9-0	5-2	2-0	W8
1-2 turnovers	18-3	9-1	8-0	1-2	W9
3 or more turnovers	1-0	1-0	0-0	0-0	W1
No takeaways	8-1	4-0	3-0	1-1	W8
1-2 takeaways	21-3	12-1	7-1	2-1	W10
3 or more takeaways	6-1	3-0	3-1	0-0	W3
Win turnover battle	20-2	11-0	7-2	2-0	W11
Lost turnover battle	7-1	2-0	2-0	1-1	W7
Turnovers even	8-2	4-1	4-0	0-1	W3
More than 30:00 TOP	21-3	12-1	7-2	2-0	W13
Less than 30:00 TOP	14-2	7-0	6-0	1-2	W5

QB DILLON GABRIEL



73.2 COMPLETION PCT.
#2 in the Nation

187 CAREER TOTAL TDs
#1 in FBS History

35 TOTAL TDs
T-#8 in the Nation

19,675 CAREER TOTAL YARDS
#2 in FBS History

28 PASSING TDs
T-#10 in the Nation

153 CAREER PASSING TDs
#2 in FBS History

166.6 PASSER RATING
#7 in the Nation

18,423 CAREER PASSING YARDS
#2 in FBS History

AWARDS & HONORS

2024

- » Heisman Trophy finalist (3rd place)
- » FWAA All-America first team
- » The Sporting News All-America second team
- » AFCA All-America second team
- » Walter Camp All-America second team
- » Associated Press All-America third team
- » Big Ten Offensive Player of the Year (Coaches & AP)
- » Big Ten Quarterback of the Year
- » Chicago Tribune Silver Football winner
- » All-Big Ten First Team (Coaches & Media)
- » William V. Campbell Trophy finalist
- » Johnny Unitas Golden Arm Award finalist
- » Maxwell Award finalist
- » Davey O'Brien National Quarterback Award finalist
- » Walter Camp Player of the Year Award semifinalist
- » Big Ten Co-Offensive Player of the Week (Week 7)
- » Golden Arm Award Player of the Week (Week 7, Week 9)
- » Davey O'Brien National Quarterback of the Week (Week 7)
- » Davey O'Brien Award Great 8 (Week 3, Week 7, Week 9)
- » Manning Award Stars of the Week (Week 3, Week 7, Week 11)
- » The Athletic preseason all-America first team
- » ESPN preseason all-America first team
- » Associated Press preseason all-America second team

2023 (at Oklahoma)

- » All-Big 12 first team (unanimous)
- » Manning Award finalist
- » Johnny Unitas Golden Arm Award finalist
- » Maxwell Award semifinalist
- » Davey O'Brien Award semifinalist

2022 (at Oklahoma)

- » Big 12 Offensive Newcomer of the Year (coaches)
- » Associated Press Big 12 Newcomer of the Year
- » All-Big 12 honorable mention (coaches)
- » Associated Press All-Big 12 second team
- » Pro Football Focus All-Big 12 second team

2020 (at UCF)

- » Maxwell Award semifinalist
- » Davey O'Brien National Quarterback of the Year semifinalist
- » All-AAC second team
- » AAC All-Academic Team

2019 (at UCF)

- » Pro Football Focus All-AAC second team
- » AAC All-Academic Team
- » Gasparilla Bowl MVP

DILLON GABRIEL NOTES

ELITE ON AND OFF THE FIELD

DILLON GABRIEL has been tremendous for the Ducks in his lone season in Eugene, and sixth and final in college football. The left-handed quarterback has guided Oregon to the first 13-0 start in program history, the Big Ten Championship and the No. 1 seed in the College Football Playoff, earning a trip to New York City as a finalist for the Heisman Trophy. Gabriel finished third in the voting for college football's top honor, and first among quarterbacks, and he was named a FWAA first-team all-American while landing on the second or third team by the other four outlets recognized by the NCAA. Gabriel was also named the Big Ten Offensive Player of the Year and a first-team all-Big Ten selection. The Hawaii native has proven to be elite off the field as well, earning a spot as a finalist for the William V. Campbell Trophy, the nation's top scholar-athlete award.

- » Fifth Duck ever to be a Heisman Trophy finalist, and second in a row after **BO NIX** finished third in 2023.
- » First Oregon QB to be named a first-team all-American by one of the five recognized outlets since **MARCUS MARIOTA** in 2014.
- » Sixth Oregon quarterback to be named the conference offensive player of the year, and second in a row after Nix.

GABRIEL THE TOUCHDOWN KING

Gabriel has made history in 2024 by becoming the NCAA all-time leader in total touchdowns. Gabriel threw three touchdown passes against Maryland on Nov. 9 to break the FBS record of 178 total touchdowns held by Case Keenum (2007-11, Houston), and he enters the College Football Playoff with 187 career total touchdowns (153 passing, 33 rushing, one receiving). Gabriel also ranks second all-time in total yards with 19,675 in his career as he closes in on Keenum's all-time record of 20,114. On the season, Gabriel is No. 13 nationally in total offense (288.5 YPG) and tied for seventh in total touchdowns (35).

NCAA All-Time Total Touchdown Leaders

Rk	Player	Years (Last School)	TDs
1.	Dillon Gabriel	2019-24 (Oregon)	187
2.	Case Keenum	2007-11 (Houston)	178
3.	Sam Hartman	2018-23 (Notre Dame)	154
4.	Baker Mayfield	2013-17 (Oklahoma)	153
5.	Bo Nix	2019-23 (Oregon)	152

NCAA All-Time Total Yards Leaders

Rk	Player	Years (Last School)	Total Yds
1.	Case Keenum	2007-11 (Houston)	20,114
2.	Dillon Gabriel	2019-24 (Oregon)	19,675
3.	Bo Nix	2019-23 (Oregon)	16,964
4.	Timmy Chang	2000-04 (Hawaii'i)	16,910
5.	Sam Hartman	2018-23 (Notre Dame)	16,634

MORE HISTORY ON THE HORIZON

With the total touchdowns record secured, Gabriel has his sights set on the FBS all-time record for touchdown passes. Gabriel threw a season-high four touchdown passes in the Big Ten Championship Game to get to 153 in his career, just two back of Keenum's all-time record of 155. Gabriel also ranks second all-time in career passing yards with 18,423, sitting just 794 behind Keenum (19,217). Gabriel is also up to No. 7 all-time in career completions with 1,347, moving past former Oregon QB **BO NIX** (1,286).

NCAA All-Time Passing Touchdown Leaders

Rk	Player	Years (Last School)	TDs
1.	Case Keenum	2007-11 (Houston)	155
2.	Dillon Gabriel	2019-24 (Oregon)	153
3.	Kellen Moore	2008-11 (Boise State)	142
4.	Sam Hartman	2018-23 (Notre Dame)	134
	Graham Harrell	2005-08 (Texas Tech)	134

NCAA All-Time Passing Yards Leaders

Rk	Player	Years (Last School)	Pass Yds
1.	Case Keenum	2007-11 (Houston)	19,217
2.	Dillon Gabriel	2019-24 (Oregon)	18,423
3.	Timmy Chang	2000-04 (Hawaii'i)	17,072
4.	Landry Jones	2009-12 (Oklahoma)	16,646
5.	Graham Harrell	2005-08 (Texas Tech)	15,793

SEASONED SOUTHPAW

The Ducks faced a daunting offseason task of replacing Nix, who is starting for the Denver Broncos as a rookie in 2024 after a stellar two-year career at Oregon that culminated with a trip to New York as a 2023 Heisman Trophy finalist. Head coach **DAN LANNING** brought in the most experienced signal caller available in Gabriel, who in the Big Ten Championship Game broke Nix's FBS record for starts by a quarterback with the 62nd of his career. He has played in 63 career games, starting every one he has played in since the second game of his freshman season at UCF in 2019.



CAREER & GBG STATS

CAREER PASSING

Table with columns: Year, COMP, ATT, PCT, YDS, TD, INT, LNG. Rows include 2019-2024 and a TOTAL row.

CAREER RUSHING

Table with columns: Year, GP, GS, CAR, YDS, AVG., TD. Rows include 2019-2024 and a TOTAL row.

2024 GAME-BY-GAME PASSING

Table with columns: Opponent, COMP, ATT, PCT, YDS, TD, INT, LNG. Rows list opponents from IDAHO to WASHINGTON and a TOTAL row.

2024 GAME-BY-GAME RUSHING

Table with columns: Opponent, ATT, YDS, TD, LNG. Rows list opponents from IDAHO to WASHINGTON and a TOTAL row.

CAREER HIGHS

- List of career high statistics: Completions (41 vs. Idaho), Attempts (51 vs. Tulsa), Completion Percentage (90.3 at Tulsa), Passing Yards (601 at Memphis), TD Passes (6 at Texas Tech), etc.

QB DILLON GABRIEL

QB1

DILLON GABRIEL has been one of the nation's top quarterbacks for the Ducks this season. The 2024 Big Ten Offensive Player of the Year and Quarterback of the year, Gabriel is No. 2 in the country with a terrific 73.2 completion percentage while also sitting in the top 15 for passer rating (7th, 166.57), total touchdowns (T-8th, 35), passing touchdowns (T-10th, 28), passing yards per game (10th, 273.7) and total yards per game (13th, 288.5).

- » Currently ranks third in Oregon single-season history in completions (297), sixth in passing yards (3,558) and tied for eighth in QB rushing touchdowns (7).
» Seven rushing touchdowns are tied for the most among Big Ten quarterbacks (Will Howard, Ohio State).
» Tied for No. 11 nationally in passing yards per attempt (8.8).
» At least 200 passing yards in 12 of 13 games, including two with 300-plus (Idaho, Ohio State).
» Seven games this season with both a passing and rushing touchdown.

COMPLETION MACHINE

Just one year after BO NIX set the NCAA single-season record with a 77.4 completion percentage with the Ducks, Gabriel has picked up the mantle as one of the nation's most accurate passers. Gabriel is second among all FBS quarterbacks with his 73.2 completion percentage, and is one of just seven passers in the nation completing at least 70.0 percent of his passes.

- » Has completed at least 80.0 percent of his passes four times this season, including each of the first three games.
» Career-high 41 completions vs. Idaho matched the UO single-game record (Danny O'Neil, 1995).
» 41 completions are tied for the most by any FBS quarterback this season; one of just four QBs to complete 40-plus.
» Joined O'Neil as the only UO quarterbacks to complete 40 passes in a game.
» 41 completions and 380 yards vs. Idaho were both the most ever by an Oregon quarterback in UO starting debut.
» First career game with 40-plus completions; previous career high was 35 (at Memphis, 10/17/20).

UO SINGLE-GAME COMPLETION PERCENTAGE (Min. 20 Attempts)

- 1. .870 Marcus Mariota at USC (20-23) 11/3/12
2. .857 Dillon Gabriel vs. Boise State (18-21) 9/7/24
3. .852 Bo Nix vs. Portland State (23-27) 9/2/23
4. .848 Bo Nix vs. Colorado (28-33) 9/23/23
5. .848 Bo Nix vs. Eastern Wash. (28-33) 9/10/22
6. .844 Bo Nix at Stanford (27-32) 9/30/23
7. .840 Dillon Gabriel at Purdue (21-25) 10/18/24
8. .840 Marcus Mariota at Washington St. (21-25) 9/20/14
9. .840 Jeremiah Masoli vs. California (21-25) 9/26/09
10. .837 Dillon Gabriel vs. Idaho (41-49) 8/31/24
11. .833 Dillon Gabriel at Oregon State (20-24) 9/14/24

CLUTCH GENE

Gabriel has played his best games as a Duck when the lights were brightest. Against No. 2 Ohio State on Oct. 12, Gabriel led Oregon to a historic 32-31 win in front of the biggest crowd (60,129) in Autzen Stadium history by completing 23-of-34 passes for 341 yards and two touchdowns while also running for 32 yards and a score.

EXPLOSIVE ARM

Gabriel has been one of the best quarterbacks in the nation this season at creating explosive plays with his arm. He is tied for No. 8 in the country with six passes of 50-plus yards while tying for 15th in passes of 40-plus yards (11), 10th in passes of 30-plus yards (23), 12th in passes of 20-plus yards (49) and eighth in passes of 10-plus yards (138).

- » At least one pass of 20-plus yards in 12 of 13 games this season.
» Had at least one pass of 50-plus yards in five straight games from Sept. 7 to Oct. 12, including four of 60-plus.
» Four passes of 60-plus yards this season are tied for fourth-most in the nation.
» Six passes of 20-plus yards in the Big Ten Championship Game, including a 28-yard touchdown to KENYON SADIQ and a 48-yard touchdown to TEZ JOHNSON.

QB DILLON GABRIEL

SPREADING THE WEALTH

Gabriel has moved the ball around to all of his weapons this season, distributing his 297 completions to 14 different teammates. Gabriel connected with 10 different receivers in the season opener vs. Idaho as he matched the UO single-game record with a career-high 41 completions, and he has linked up with at least eight different receivers against Oregon State (8), UCLA (9), Illinois (8) and Wisconsin (8). Gabriel has completed passes this season to seven wide receivers, three tight ends and three running backs, and he added an offensive lineman to the list on Nov. 9 vs. Maryland as he threw a three-yard touchdown to **GERNORRIS WILSON** to break the NCAA all-time record for total touchdowns. Gabriel has shown a particularly strong connection with senior wide receiver **TEZ JOHNSON**, who is tied for 15th nationally in receptions despite missing nearly three full games due to injury. **EVAN STEWART** posted 100-plus yards receiving against both Boise State and No. 2 Ohio State and had a season-high 10 receptions vs. Wisconsin, and **TRAESHON HOLDEN** produced his first career 100-yard game on Nov. 2 at Michigan with a career-high 149 yards. Gabriel has also connected with his tight ends 70 times for 904 yards and five touchdowns, and he tossed three TDs to that group in the Big Ten Championship Game with two to **KENYON SADIQ** and one to **TERRANCE FERGUSON**.

2024 Completions By Receiver

Player	Rec.	Yds	TD	Long	Player	Rec.	Yds	TD	Long
Tez Johnson	77	866	10	52	Noah Whittington	18	106	2	18
Evan Stewart	48	609	5	69	Patrick Herbert	10	97	0	29
Terrance Ferguson	38	520	3	62	Jayden Limar	1	65	1	65
Traeshon Holden	36	594	3	59	Kyler Kasper	1	21	0	21
Jordan James	24	202	0	26	Jeremiah McClellan	1	12	0	12
Kenyon Sadiq	22	287	2	39	Gary Bryant Jr.	1	6	0	6
Justius Lowe	19	176	1	34	Gernorris Wilson	1	3	1	3

ALL HE DOES IS SCORE

Gabriel has produced touchdowns at an elite level throughout his career, setting the FBS all-time record for total touchdowns with 187. Gabriel led all FBS players from 2019-23 with his 125 passing touchdowns, and his 152 total touchdowns (125 passing, 26 rushing, 1 receiving) during that span tied with **BO NIX** for the most of any player. Like Nix, Gabriel has one receiving touchdown to his name, a 20-yard catch-and-score at Louisville on Sept. 17, 2021, while with UCF.

- » Seven career games with five-plus total touchdowns, and three with six-plus.
- » Career-high eight total touchdowns (5 passing, 3 rushing) on Nov. 11, 2023, vs. West Virginia, joining Heisman Trophy winner Jayden Daniels as the only FBS players in 2023 to account for eight total touchdowns in a game.
- » At least one touchdown pass in 59 of 63 career games played, including 49 games with multiple TD tosses.
- » 26 career games with three-plus TD passes, 13 games with four-plus and five with five-plus.
- » Career-high six touchdown passes against Texas Tech on Nov. 26, 2022.
- » Three career games with multiple rushing touchdowns, including three against both West Virginia (11/11/23) and Kansas (10/28/23).
- » Three career games with multiple touchdowns both passing and rushing.
- » Also had three passing touchdowns and a rushing TD in same game he recorded first career touchdown reception.

EATING UP YARDS

Gabriel's ability to move the ball up the field has also been among the nation's best throughout his career. From 2019-23, his 14,865 passing yards were second only behind Nix (15,352), and his 15,925 total yards trailed only Nix (16,965) and Jayden Daniels (16,057) during that span. Gabriel (1,050) was one of just six quarterbacks to reach 1,000 completions during that stretch, ranking third behind only Will Rogers (1,301) and Nix (1,286).

- » 25 career games with 300-plus passing yards and nine with 400-plus.
- » Career-high 601 passing yards vs. Memphis on Oct. 17, 2020, becoming the 14th FBS quarterback since 1996 to pass for 600-plus yards in a game.
- » At least 200 passing yards in 55 of 63 games played, including 12 of 13 in 2024 and nine of 12 in 2023.
- » Has reached 3,000 passing yards in all five full seasons played, surpassing the 3K mark for 2024 on Nov. 16 at Wisconsin.
- » 43 career games with at least 20 completions, 19 with 25-plus, four with 30-plus and one with 40-plus (41 vs. Idaho in Week 1).
- » Completed a then-career-high 35 passes in 601-yard passing game vs. Memphis in 2020.

ELITE COMPANY

Gabriel's overall production in 2023 finished at a historic level, as he joined Duck legend **MARCUS MARIOTA** (2014) and Tim Tebow (2007, Florida) as the only FBS players since 1996 to record at least 3,000 passing yards, 30 touchdown passes, 300 rushing yards and 12 rushing touchdowns while throwing no more than six interceptions. Gabriel and Liberty quarterback Kaidon Salter became the first two players since 2019 to record at least 30 passing TDs and 12 rushing TDs in the same season, bringing the total number of players to accomplish that feat since 1996 to just 17.

NUMBERS TO KNOW

1

Gabriel is No. 1 all-time in total touchdowns with 187 in his career, breaking the previous record of 178 held by Case Keenum.

3

With 153 in his career, Gabriel needs just three more passing touchdowns to break Keenum's all-time record of 155.

14

Gabriel has distributed his 297 completions across 14 different teammates so far this season (7 WR, 3 TE, 3 RB, 1 OL).

41

Gabriel's career-high 41 completions vs. Idaho matched the UO single-game record and are tied for the most by a FBS QB in 2024.

62

Gabriel's 62 career games started are the most in FBS history by a quarterback, breaking **BO NIX**'s previous record of 61.

GABRIEL IN THE RANKINGS

2024 Rankings Category	Stat	BIG	FBS
Completion Percentage	73.2	1	2
Completions	297	1	7
Passes of 10+ Yards	138	1	T-8
Passing Yards	3,558	1	9
Total Yards	3,750	1	10
Passes of 30+ Yards	23	1	T-10
Passes of 20+ Yards	49	1	T-12
Total Yards Per Game	288.5	1	13
Passes of 40+ Yards	11	1	T-15
Passes of 60+ Yards	4	T-1	T-4
Passes of 50+ Yards	6	T-1	T-8
Total Touchdowns	35	2	T-8
Passing Yards Per Game	273.7	2	10
Pass Attempts	406	2	20
Passer Rating	166.57	3	7
Passing Touchdowns	28	3	T-10



DILLON GABRIEL earned a trip to New York City as a finalist for the Heisman Trophy, becoming Oregon's second finalist in as many seasons and fifth in program history. Gabriel finished third in the voting for college football's top honor.



WR TEZ JOHNSON

TOP TARGET

TEZ JOHNSON has been one of the nation's top receivers while helping the No. 1 Ducks to an historic season. Despite missing nearly three full games due to injury, Johnson is tied for 15th nationally and is third in the Big Ten with 78 receptions, only eight away from the UO single-season receptions record of 86 he set in 2023. Johnson also leads the Ducks in both receiving yards (866) and receiving touchdowns (10), and he has caught double-digit passes four times with four 100-yard performances. Johnson was at his best in the Big Ten Championship Game vs. No. 3 Penn State, catching 11 passes for a career-high 181 yards and a touchdown en route to being named the game's MVP. He became the first receiver ever to be named MVP of the Big Ten Championship Game, and his 181 receiving yards were the most ever in the game.

- » 78 receptions are third-most in UO single-season history, trailing only himself (86) and TROY FRANKLIN (81) from 2023.
- » 10 receiving touchdowns matched career high from 2023 and are tied for fourth-most in UO single-season history.
- » Tied for 12th nationally and second in the Big Ten in receiving touchdowns.
- » Second in the Big Ten and tied for ninth nationally with 7.1 receptions per game.
- » Became the 12th player in Oregon history to surpass 2,000 career receiving yards in the Big Ten Championship Game.
- » 20 career receiving touchdowns as a Duck are tied for eighth in program history.
- » Has 11 career 100-yard receiving games and eight career games with double-digit receptions.
- » Only player in Oregon history to have six career games with 11-plus receptions; three this season and three in 2023.
- » Matched career high with 12 receptions in season opener vs. Idaho, tied for third-most in UO single-game history.
- » In last 20 games played dating back to 2023, Johnson has 149 receptions for 1,845 yards and 16 touchdowns.

GOING, GOING, GONE

Not just a threat on offense, Johnson showed his ability on special teams on Sept. 7 vs. Boise State. Johnson took a punt return 85 yards to the house in the third quarter of Oregon's win over the Broncos, notching Oregon's first punt return touchdown since UGO AMADI on Nov. 3, 2018, vs. UCLA. Johnson's 85-yard return was the fifth-longest in program history, and longest since JAIRUS BYRD took one back 87 yards on Sept. 13, 2008, vs. Purdue. Johnson's big return earned him Big Ten Special Teams Player of the Week honors, becoming the first Duck to earn a weekly award in the new conference. Johnson is one of four Big Ten players to return a punt for a touchdown this season.

WELCOME TO TEZMANIA

Johnson put together a historic 2023 campaign for the Ducks after transferring from Troy, breaking the UO single-season record for receptions with a career-high 86 while recording his first career 1,000-yard receiving season. Johnson's 1,182 receiving yards were third-most in single-season program history, and his career-best 10 receiving touchdowns tied for No. 4. Johnson spent his first season at Oregon - his "dream school" - catching passes from his brother, BO NIX, who was a 2023 Heisman Trophy finalist.

- » 1,182 receiving yards ranked fourth in the Pac-12 and 12th in the nation.
- » One of just 11 players in the nation to reach 1,000 receiving yards and double-digit touchdown receptions.
- » Career-best four 100-yard games, tied for seventh-most in UO single-season history.
- » One of 13 FBS receivers to record double-digit receptions at least three times; first Duck ever to do so.
- » 11 receptions for 172 yards in the Vrbo Fiesta Bowl both tied for the second-most ever by a Duck in a bowl game.
- » Teamed up with TROY FRANKLIN (81 rec., 1,383 yards, 14 TDs) to produce two of the greatest seasons ever by UO receivers.
- » One of the most productive receivers in the country from Week 7 through the end of the 2023 season (nine games), ranking second nationally in both receptions (71) and receiving yards per game (108.8) during that stretch while ranking third in receiving yards (979) and tied for seventh in touchdown catches (7).
- » From the start of November through the end of the season, tied for first nationally in receiving TDs (6) while ranking second in receptions (52) and receiving yards (763).

UO SINGLE-SEASON RECEPTIONS

1.	86	Tez Johnson	2023
2.	81	Troy Franklin	2023
3.	78	Tez Johnson	2024
4.	77	Jeff Maehl	2010
5.	77	Samie Parker	2003
6.	75	Dillon Mitchell	2018
7.	74	Byron Marshall	2014
8.	68	Jaison Williams	2006
9.	67	Bob Newland	1970
10.	64	Cristin McLemore	1995

UO CAREER RECEPTIONS

1.	178	Jeff Maehl	2007-10
2.	178	Samie Parker	2000-03
3.	174	Jaison Williams	2005-08
4.	173	Keenan Howry	1999-02
5.	164	Tez Johnson	2023-Pres.
6.	162	Demetrius Williams	2002-05
	162	Cristin McLemore	1992-95
8.	160	Troy Franklin	2021-23
	160	Tony Hartley	1996-99
10.	146	Bralon Addison	2012-15

UO SINGLE-SEASON RECEIVING YARDS

1.	1,383	Troy Franklin	2023
2.	1,184	Dillon Mitchell	2018
3.	1,182	Tez Johnson	2023
4.	1,140	Josh Huff	2013
5.	1,123	Bob Newland	1970
6.	1,088	Samie Parker	2003
7.	1,076	Jeff Maehl	2010
8.	1,072	Pat Johnson	1997
9.	1,059	Demetrius Williams	2005
10.	1,038	Damon Griffin	1998

UO CAREER RECEIVING YARDS (ALL 2,000-YARD CAREERS)

1.	2,761	Samie Parker	2000-03
2.	2,744	Tony Hartley	1996-99
3.	2,698	Keenan Howry	1999-02
4.	2,660	Demetrius Williams	2002-05
5.	2,546	Jaison Williams	2005-08
6.	2,498	Cristin McLemore	1992-95
7.	2,483	Troy Franklin	2021-23
8.	2,366	Josh Huff	2010-13
9.	2,311	Jeff Maehl	2007-10
10.	2,233	Terry Obee	1986-89
11.	2,048	Tez Johnson	2023-Pres.
	2,048	Lew Barnes	1983-85



CAREER & GBG STATS

CAREER RECEIVING

	GP	REC	YDS	TD	LNG	YPG
2020 (Troy)	11	18	211	0	58	19.2
2021 (Troy)	12	67	735	4	64	61.3
2022 (Troy)	13	56	863	4	74	66.4
2023	14	86	1,182	10	77	84.4
2024	11	78	866	10	52	78.7
OREGON	25	164	2,048	20	77	81.9
TOTAL	61	305	3,857	28	77	63.2

2024 GAME-BY-GAME RECEIVING

	REC	YDS	TD	LNG
IDAHO	12	81	2	19
BOISE STATE	3	-1	0	3
at Oregon State	7	110	0	27
at UCLA	11	121	2	52
MICHIGAN STATE	10	84	1	17
#2 OHIO STATE	7	75	1	48
at Purdue	7	66	1	16
#20 ILLINOIS	6	102	1	31
at Michigan	1	11	0	11
MARYLAND	DID NOT PLAY			
at Wisconsin	DID NOT PLAY			
WASHINGTON	3	36	1	17
vs. #3 Penn State	11	181	1	48
vs. #8 Ohio State				
TOTAL	78	866	10	52

Full career game-by-game stats on page 55

CAREER HIGHS

Receptions12 (2x), last vs. Idaho (8/31/24)
 Receiving Yards181 vs. Penn State (12/7/24)
 Receiving TDs2 (5x), last at UCLA (9/28/24)
 Long Reception77 vs. USC (11/11/23)
 100-Yard Receiving Games11, last vs. Penn State (12/7/24)
 Rushing TDs1 vs. South Alabama (11/6/21)
 Passing TDs1 at Western Kentucky (10/1/22)

NUMBERS TO KNOW

8 Johnson's 78 receptions are third-most in UO single-season history, just eight back of his own record of 86 set in 2023.

With 20 career touchdown receptions as a Duck, Johnson is tied for No. 8 in Oregon history. **20**

164 Johnson is fifth in Oregon history with 164 career receptions as a Duck, just 14 back of the all-time record of 178.



CAREER & GBG STATS

CAREER RUSHING

	GP	ATT	YDS	TD	LNG	YPG
2022	10	46	189	5	24	18.9
2023	14	107	759	11	37	54.2
2024	13	226	1,253	15	41	96.4
TOTAL	37	379	2,201	31	41	59.5

2024 GAME-BY-GAME RUSHING

	ATT	YDS	TD	LNG
IDAHO	15	95	1	16
BOISE STATE	17	102	0	12
at Oregon State	12	86	2	14
at UCLA	20	103	1	16
MICHIGAN STATE	24	166	1	41
#2 OHIO STATE	23	115	1	25
at Purdue	10	50	2	10
#20 ILLINOIS	15	83	0	12
at Michigan	23	117	1	22
MARYLAND	7	29	1	10
at Wisconsin	25	121	1	14
WASHINGTON	15	99	2	16
vs. #3 Penn State	20	87	2	12
vs. #8 Ohio State				
TOTAL	226	1,253	15	41

Full career game-by-game stats on page 58

CAREER HIGHS

Rushes	24 vs. Michigan State (10/4/24)
Rushing Yards	166 vs. Michigan State (10/4/24)
Rushing TDs	3 vs. Portland State (9/3/23)
Long Rush	41 vs. Michigan State (10/4/24)
100-Yard Games	7, last at Wisconsin (11/16/24)
Receptions	4 (2x), last vs. Washington (11/30/24)
Receiving Yards	40 (2x), last vs. Washington (11/30/24)
Receiving TDs	1 at Utah (10/28/23)
Long Reception	30 vs. Washington (12/1/23)

IN THE RECORD BOOK

UO SINGLE-SEASON RUSHING YARDS

(ALL 29 1,000-YARD SEASONS)

1.	1,836	Royce Freeman (283 att.)	2015
2.	1,805	LaMichael James (247 att.)	2011
3.	1,767	Kenjon Barner (278 att.)	2012
4.	1,731	LaMichael James (294 att.)	2010
5.	1,722	Jonathan Stewart (280 att.)	2007
6.	1,546	LaMichael James (230 att.)	2009
7.	1,475	Royce Freeman (244 att.)	2017
8.	1,365	Royce Freeman (252 att.)	2014
9.	1,343	Saladin McCullough (267 att.)	1997
10.	1,271	Travis Dye (211 att.)	2021
11.	1,253	Jordan James (206 att.)	2024
12.	1,234	Reuben Droughns (277 att.)	1999
13.	1,220	CJ Verdell (197 att.)	2019
14.	1,211	Bobby Moore (249 att.)	1971
15.	1,202	Derek Loville (265 att.)	1988
16.	1,201	Jeremiah Johnson (168 att.)	2008
17.	1,188	Maurice Morris (286 att.)	2000
18.	1,180	Bucky Irving (186 att.)	2023
19.	1,144	Terrence Whitehead (200 att.)	2004
20.	1,141	Onterio Smith (244 att.)	2002
21.	1,058	Bucky Irving (156 att.)	2022
	1,058	Onterio Smith (175 att.)	2001
23.	1,049	Maurice Morris (180 att.)	2001
24.	1,038	Byron Marshall (168 att.)	2013
25.	1,021	Ricky Whittle (260 att.)	1995
26.	1,018	CJ Verdell (202 att.)	2018
27.	1,006	Tony Cherry (211 att.)	1985
28.	1,002	LeGarrette Blount (137 att.)	2008
	1,002	Don Reynolds (226 att.)	1973



RB JORDAN JAMES

JJ LEADING THE WAY

JORDAN JAMES has established himself as Oregon's workhorse in the backfield this season while emerging as one of the top backs in the nation. James surpassed 1,000 rushing yards for the first time in his career while leading Oregon to a 16-13 win at Wisconsin on Nov. 16, notching the 29th 1,000-yard rushing season in program history. He enters the College Football Playoff with 1,253 rushing yards on the season, 20th-most in the nation and 11th-most in Oregon single-season history. The junior has run for 100-plus yards six times this season, including 121 yards while keying the Ducks' gritty win at Wisconsin. James ran for 100-plus yards in three straight games against UCLA (103), Michigan State (166) and Ohio State (115), and he also went over the century mark vs. Boise State (102) and Michigan (117).

- » Selected to the all-Big Ten second team by both the league's coaches and the media.
- » Third in the Big Ten and No. 23 nationally with 96.38 rushing yards per game.
- » Also surpassed 2,000 career rushing yards in Oregon's win at Wisconsin.
- » Career-high 166 rushing yards vs. Michigan State were the most by a Duck since Nov. 6, 2021 (Travis Dye, 211 at Washington).
- » Career-long 41-yard rush in Week 6 against the Spartans.
- » 38 carries of at least 10 yards, second-most in the Big Ten and tied for No. 16 nationally.
- » Long rush of 22 yards on Nov. 2 at Michigan, his third carry this season of 20-plus yards.
- » No. 3 in the Big Ten and No. 22 nationally with 17.38 carries per game.
- » Four career 100-yard rushing games in Autzen Stadium are tied for seventh-most in Autzen history.
- » Also has 24 receptions for 202 yards; Matched career highs with four catches for 40 yards on Nov. 30 vs. Washington.

LIVING IN THE END ZONE

James has been a touchdown machine for the Ducks since arriving in Eugene. After tying for the team lead with 11 rushing touchdowns in 2023, he is second in the Big Ten and tied for 15th nationally with a career-high 15 rushing TDs in 2024. James scored twice in a one-minute span in the regular-season finale vs. Washington, and he found the end zone twice again in the Big Ten Championship Game vs. Penn State. James now has four multi-TD games this season, and he has scored at least once in five straight games with seven total touchdowns in that span. It is his second stretch of five straight games with a TD this season, after doing so from Week 3 to Week 7 with seven total TDs in that span as well. James is now alone in fifth in Oregon history with 31 career rushing touchdowns, and his 15 this season are tied for ninth in UO single-season history.

- » 26 rushing touchdowns since the start of 2023 are 13th-most among active running backs.
- » Now has six career multi-touchdown performances after scoring twice in each of the last two games.
- » At least one rushing touchdown in 19 of last 27 games dating back to the start of 2023.
- » Also has one career receiving touchdown (Oct. 28, 2023, at Utah).

UO CAREER RUSHING TOUCHDOWNS

1.	60	Royce Freeman	2014-17
2.	53	LaMichael James	2009-11
3.	41	Kenjon Barner	2009-12
	41	Derek Loville	1986-89
5.	31	Jordan James	2022-Pres.
6.	30	Jeremiah Johnson	2005-08
7.	29	Marcus Mariota	2012-14
8.	27	CJ Verdell	2017-21
	27	Jonathan Stewart	2005-07
10.	26	De'Anthony Thomas	2011-13

UO SINGLE-SEASON RUSHING TOUCHDOWNS

1.	21	Kenjon Barner	2012
	21	LaMichael James	2010
3.	18	Royce Freeman	2014
	18	LaMichael James	2011
5.	17	Royce Freeman	2015
	17	LeGarrette Blount	2008
7.	16	Travis Dye	2021
	16	Royce Freeman	2017
9.	15	Jordan James	2024
	15	Marcus Mariota	2014
	15	Saladin McCullough	1996



OFFENSIVE NOTES

EXPLOSIVE DUCKS

Oregon's offense has been one of the nation's most dynamic once again this season. The Ducks scored 30-plus points in nine straight games from Week 2 to Week 11, and they are one of only two teams (Miami) to score 30-plus points 11 times this season.

- » UO was the only team in the nation to score at least 30 points in every game in 2023.
» Oregon has now scored 30-plus points in 25 of its last 27 games dating back to 2023.
» The Ducks have scored at least 40 points 18 times under head coach DAN LANNING (since 2022).

QUICK STRIKE OFFENSE

Oregon has made a name for itself over the years with its high-powered, quick-strike offenses, and this season is no different. The Ducks have totaled 15 touchdown drives of two minutes or less, including six under one minute after having a one-play, three-second drive in the Big Ten Championship Game.

UO has also shown the ability to wear down its opponents with lengthy drives. On the season, 50 of UO's 57 touchdown drives have covered at least 50 yards of the field, and the Ducks had five touchdown drives of at least 60 yards in the Big Ten Championship Game.

CLUTCH IN KEY SPOTS

Oregon has been terrific on third down this season, ranking ninth nationally with a 49.38 conversion rate that is No. 1 in the Big Ten. UO has been especially good on third down while on the road or at a neutral site, leading the nation with a 54.17 conversion percentage (39-of-72) away from home.

GET IT TO THE OPEN MAN

The Ducks have spread the wealth on offense this season with 16 different players catching at least one pass, including nine with double-digit receptions through 13 games. Ten different receivers recorded at least one reception from QB DILLON GABRIEL in Oregon's season opener against Idaho.

- » The Ducks had three touchdown passes to tight ends in the Big Ten Championship Game - two to KENYON SADIQ and one to TERRANCE FERGUSON - tying for the most tight end TDs in a game since at least 1996.
» Ferguson has three touchdown receptions this season, also finding the end zone vs. Maryland and Washington.

OFFENSIVE RANKINGS

TEAM

Table with 4 columns: Category, Stat, BIG, FBS. Rows include Completion Pct., 3rd Down Conversion Pct., Total Yards Per Game, etc.

INDIVIDUAL

#1 WR TRAESHON HOLDEN

Table with 4 columns: Category, Stat, BIG, FBS. Row: 30+ Yard Receptions (8, 3, T-26)

#7 WR EVAN STEWART


Table with 4 columns: Category, Stat, BIG, FBS. Row: 60+ Yard Receptions (2, T-2, T-13)

#15 WR TEZ JOHNSON

Table with 4 columns: Category, Stat, BIG, FBS. Rows: Receptions Per Game (7.1, 2, T-9), Receiving Touchdowns (10, T-2, T-12), etc.

#20 RB JORDAN JAMES

Table with 4 columns: Category, Stat, BIG, FBS. Rows: Rushing Touchdowns (15, 2, T-15), 10+ Yard Runs (38, 2, T-16), etc.



TE TERRANCE FERGUSON has broken Oregon's all-time records for receptions (129) and receiving touchdowns (16) by a tight end as a senior in 2024-25.

NUMBERS TO KNOW

1 **TERRANCE FERGUSON** is No. 1 in program history among tight ends in both receptions (129) and receiving TDs (16).

UO had three TD passes to tight ends in the Big Ten Championship Game, tied for the most by Oregon since at least 1996. **3**

30 Oregon is one of only two teams (Miami) to score 30-plus points 11 times this season, and one of six to do so at least 10 times.

Oregon leads the nation with a 54.17 third-down conversion rate in road and neutral site games (39-of-72). **54.17**

73.2 Oregon is No. 2 nationally with a 73.2 team completion percentage, and No. 7 with a 165.08 passer rating.

TERRANCE FERGUSON (1,466) needs 92 more receiving yards to pass **ED DICKSON** (1,557) for the most ever by a UO tight end. **92**

IN THE RECORD BOOK

UO CAREER RECEPTIONS BY A TIGHT END

1.	129	Terrance Ferguson	2021-Present
2.	124	Ed Dickson	2006-09
3.	103	Josh Wilcox	1993-96
4.	94	Dante Rosario	2003-06
5.	91	Blake Spence	1994-97
6.	74	Jacob Breeland	2016-19
7.	70	Pharaoh Brown	2012-16
8.	67	David Paulson	2009-11
9.	63	Justin Peelle	1999-01
	63	Jeff Thomason	1988-91

UO CAREER TOUCHDOWN RECEPTIONS BY A TIGHT END

1.	16	Terrance Ferguson	2021-Present
2.	15	Josh Wilcox	1993-96
3.	14	Justin Peelle	1999-01
4.	13	Jacob Breeland	2016-19
	13	Pharaoh Brown	2012-16
	13	Tim Day	2002-05
7.	12	Ed Dickson	2006-09
8.	11	Colt Lysterla	2011-13
	11	Dante Rosario	2003-06
10.	10	3 Tied	

UO CAREER RECEIVING YARDS BY A TIGHT END (all players with 1,000+)

1.	1,557	Ed Dickson	2006-09
2.	1,466	Terrance Ferguson	2021-Present
3.	1,416	Josh Wilcox	1993-96
4.	1,367	Blake Spence	1994-97
5.	1,225	Jacob Breeland	2016-19
6.	1,041	David Paulson	2009-11
7.	1,011	Pharaoh Brown	2012-16
8.	1,008	Tim Day	2002-06
9.	1,003	Dante Rosario	2003-06

OFFENSIVE NOTES

HISTORY FOR T-FERG

TE **TERRANCE FERGUSON** has made history in his fourth and final season with the Ducks, becoming the program's all-time leader for both receptions (129) and receiving touchdowns (16) by a tight end. Ferguson passed **ED DICKSON** (124, 2006-09) for the tight ends reception record in the regular-season finale vs. Washington, and then caught his 16th career touchdown in the Big Ten Championship to break a tie with **JOSH WILCOX** (15, 1993-96) for that record. Ferguson has also passed Wilcox for No. 2 all-time among Oregon tight ends with 1,466 career receiving yards, just 91 back of Dickson's record of 1,557. Ferguson opened his senior season with a career-high seven catches for a team-high 87 yards vs. Idaho, and he has 38 receptions for 520 yards and three touchdowns through 11 games played. Ferguson returned to action on Nov. 2 after missing two games due to illness, and he hauled in six catches on 12 targets for 35 yards and his first touchdown of the season on Nov. 9 vs. Maryland.

- » Three catches for 52 yards on Nov. 16 at Wisconsin, including a crucial 15-yard catch on 4th-and-9 to open the fourth quarter.
- » Also had a crucial 4th-down reception late in the Big Ten Championship Game vs. Penn State.
- » Caught two passes for 82 yards on Oct. 4 vs. Michigan State, headlined by a career-long 62-yard reception.
- » 62-yard reception is tied for the longest by a Big Ten tight end this season (Max Klare, Purdue).
- » One of just three UO tight ends ever to reach 100 career receptions, and one of nine to reach 1,000 career receiving yards.
- » All-Pac-12 first-team selection in 2023 after catching a career-high 42 passes for 414 yards and a touchdown.

THERE GOES E-STEW

WR **EVAN STEWART** has been a huge addition for the Ducks through the transfer portal. Stewart is second among Ducks in receptions (48), receiving yards (613) and receiving touchdowns (5), and he found the end zone four times throughout Big Ten play. A transfer from Texas A&M, Stewart has produced a pair of 100-yard games through his first 13 contests as a Duck, catching five passes for 112 yards and a touchdown vs. Boise State before coming down with a season-high seven receptions for a career-high 149 yards and a touchdown vs. No. 2 Ohio State. Stewart also had a career-long 69-yard catch against the Buckeyes, and he followed that up with four receptions for 96 yards the following week at Purdue to lead the Ducks in receiving in back-to-back contests. Stewart paced Oregon in receiving for the fifth time this season on Nov. 16 at Wisconsin, catching a season-high 10 passes for 92 yards.

- » Multiple receptions in 10 of 13 games this season, including each of the first seven.
- » Ten receptions at Wisconsin marked his second career game with double-digit catches (11 at Miami, 2023).
- » Tied for 11th in the Big Ten with five receiving touchdowns.
- » One of six Big Ten receivers with multiple receptions of 60-plus yards.
- » Has six career 100-yard receiving games and 10 career receiving touchdowns.
- » In two seasons (18 games) at Texas A&M, caught 91 passes for 1,163 yards and six touchdowns with four 100-yard games.
- » Burst on the scene as a freshman in 2022, logging 649 yards and two touchdowns on 53 receptions in 10 games.
- » Appeared in eight games as a sophomore in 2023, catching 38 passes for 514 yards and four touchdowns.

BIG PLAY TRAE

WR **TRAESHON HOLDEN** is another dynamic option for the Ducks at receiver, and he had his best game as a Duck on Nov. 2 at Michigan with a career high-tying six receptions for a career-high 149 yards. Holden put his speed on display vs. the Wolverines, getting loose for receptions of 38, 44 and 47 yards. He has eight receptions of 30-plus yards on the season, including a 59-yard touchdown against Boise State in Week 2. That was the first of three straight games with a touchdown for Holden, who is third on the team with 38 receptions for 602 yards and three scores in 12 games played. The senior finished the regular season with three catches for 73 yards vs. Washington, including a long grab of 39 yards.

- » Tied for No. 3 in the Big Ten in receptions of 30-plus yards while tying for fourth with three receptions of 40-plus yards.
- » 12-yard TD catch on Sept. 28 at UCLA was Oregon's first touchdown in a Big Ten Conference game.
- » In 26 career games as a Duck (11 starts), Holden has 75 receptions for 1,034 yards and nine touchdowns.
- » Returned for his senior season after catching 37 passes for 452 yards and six TDs in 2023.

NO(AH) DOUBT ABOUT IT

After missing the majority of the 2023 season due to injury, RB **NOAH WHITTINGTON** has looked like his old self in the second half of the season. The senior rushed for a career-high two touchdowns on Nov. 2 at Michigan, his second straight game with multiple TDs after finishing with one rushing and one receiving the week before against Illinois. Whittington also had an acrobatic receiving touchdown on Oct. 18 at Purdue, giving him five total touchdowns in that three-game span, and he added his seventh total touchdown in the regular-season finale vs. Washington on a nine-yard rush to open the scoring. Whittington was effective yet again in the Big Ten Championship Game with a season-high 82 rushing yards on 15 carries, and he has rushed for 537 yards and five touchdowns this season while adding 18 receptions for 106 yards and two scores.

- » One of six Big Ten players to have at least five rushing TDs and two receiving TDs this season.
- » First two multi-TD games of his career came in back-to-back weeks vs. Illinois and Michigan.
- » Only Duck this season to have both a rushing and receiving touchdown in the same game.
- » Ran for 146 yards and two touchdowns in four games played last season before suffering a season-ending injury.
- » In 2022, racked up career-highs of 779 rushing yards and five TDs while adding 169 receiving yards and a TD.
- » **JAYDEN LIMAR** and **JAY HARRIS** have also provided depth at running back behind **JORDAN JAMES** and Whittington.
- » Limar had a 65-yard touchdown reception in Week 3 at Oregon State, and he recovered a fumble for a touchdown on a kickoff return in Oregon's Week 2 win over Boise State.
- » Harris reached the end zone for the first time as a Duck in Week 8 at Purdue, scoring from 12 yards out.
- » Harris set season highs in both carries (7) and rushing yards (32) against the Boilermakers. The touchdown marked the 24th of his collegiate career after piling up 23 over two seasons at Northwest Missouri State.



NUMBERS TO KNOW

2

Oregon is the only team with multiple touchdown receptions by offensive lineman since the start of 2022. **GERNORRIS WILSON** caught a TD on Nov. 9 vs. Maryland, and **JOSH CONERLY JR.** caught a TD in 2022 at Colorado.

Oregon has allowed just six total sacks over its last 11 games after giving up seven in the first two contests. UO leads the nation since the start of 2022 with just 23 total sacks allowed in 40 games.

6

36

LG **NISHAD STROTHER** leads the Ducks in knockdowns this season with 36 total. He led the team in three straight games to close the regular season, and has multiple knockdowns in 11 consecutive contests.

The Oregon offensive line had to replace more than 6,000 career snaps from a season ago, mostly due to the departures of **JACKSON POWERS-JOHNSON** and **STEVEN JONES**. Powers-Johnson won the Rimington Trophy as the nation's top center.

6,000

CAREER SNAPS

Player	2024 Snaps	Career Snaps
Ajani Cornelius	894	3,225
Nishad Strother	764	2,942
Matthew Bedford	2	2,722
Marcus Harper II	646	2,124
Josh Conerly Jr.	893	1,912
Iapani Laloulu	898	1,311
Dave Iuli	186	362
Kawika Rogers	121	232
Charlie Pickard	141	217
George Silva	30	81
Gernorris Wilson	42	50
Kanen Rossi	3	27
Bailey Jaramillo	4	14
Lipe Moala	13	13
Ty Delgado	3	3
Holden Whipple	3	3

SACKS ALLOWED

Since 2022

Rk	Team	Sacks Allowed	Pass Att.
1.	Oregon	23	1,364
2.	Army	32	381
3.	Kansas	38	988
4.	Air Force	40	330
4.	Boise State	42	1,137
	Connecticut	42	1,029

OFFENSIVE LINE NOTES

THE LAW FIRM - PROTECTION YOU CAN TRUST

Oregon's offensive line has once again been elite in 2024, earning a spot as a finalist for the Joe Moore Award (nation's top offensive line) for the second year in a row. Oregon is tied for 15th nationally with 13 total sacks allowed, and the Ducks have allowed just six total sacks over the last 11 games after getting off to an uncharacteristic start in the first two contests. The Ducks led the nation in fewest sacks allowed in both 2022 and 2023 with only five sacks allowed each season, and they lead all FBS teams since the start of 2022 with just 23 total sacks allowed. Oregon is also tied for 15th nationally this season with just 49 tackles for loss allowed, including zero in the win over Washington to cap an undefeated regular season. UO has allowed zero sacks seven times this season, including in three of its last five games.

- » Oregon owns a 77.3 pass-blocking grade from Pro Football Focus this season, allowing just 72 total pressures.
- » Zero sacks allowed in four straight games from Week 3 at Oregon State through Week 7 vs. Oregon State.
- » Season-high 90.2 pass-blocking grade against Michigan State on Oct. 4.
- » 167 total knockdowns this season, including 142 over the last 10 games. Season-high 23 on Nov. 2 at Michigan.
- » Oregon had to replace more than 6,000 snaps from 2023, headlined by the departures of center **JACKSON POWERS-JOHNSON** and right guard **STEVEN JONES**.
- » Powers-Johnson won the 2023 Rimington Trophy as the nation's most outstanding center.

BOOKEND TACKLES

LT **JOSH CONERLY JR.** and RT **AJANI CORNELIUS** have held down the two tackle spots since the start of the 2023 season for the Ducks, and the duo has been elite once again for Oregon in 2024. Conerly was named to the all-Big Ten first team by the league's coaches and the media, allowing just five total pressures in 439 pass-blocking opportunities. Cornelius was a second-team selection by the media and a third-team honoree by the coaches, and he has given up just 23 total pressures in 441 tries while protecting the blind side of left-handed QB **DILLON GABRIEL**. Conerly earned an 88.8 PFF pass-blocking grade on Nov. 2 at Michigan, second-best among Big Ten tackles and fourth among all FBS tackles that week. It was Conerly's fifth game this season with a pass-blocking grade of 85.0 or better, and second in a row. On the season, Conerly leads the Ducks this season with an 82.0 pass-blocking grade.

- » Cornelius is second on the team with 35 total knockdowns this season, and Conerly is fourth with 30.
- » Cornelius has had multiple knockdowns in 10 of his last 11 games, and he led UO with five in the Big Ten title game.
- » Conerly had a season-high five knockdowns on Oct. 4 vs. Michigan State, and matched that on Nov. 2 at Michigan.
- » Cornelius was a semifinalist for the 2024 Jason Witten Collegiate Man of the Year Award.
- » Conerly and Cornelius were both all-Pac-12 honorable mention selections in 2023.
- » Cornelius allowed zero sacks and just 11 pressures in 512 pass-blocking chances in 2023.
- » Conerly gave up just one sack and 17 pressures in 511 pass-blocking tries in 2023.

PONCHO KEEPING THINGS DRY

C **IAPANI LALOULU**, who goes by his middle name, Poncho, has shined since taking over as the starting center in Week 3. After starting the first two games of the season at right guard, Laloulu has started each of the last 11 games at center while helping to stabilize the UO offensive line. The sophomore led all FBS centers in Week 5 with an 86.1 pass-blocking grade against UCLA, and his 84.1 pass-blocking grade vs. Michigan State the following week tied for fourth-best at the position. Laloulu led the Ducks with six total knockdowns on Nov. 2 at Michigan, the most by a UO offensive lineman in a game this season, and he is third on the team with 31 total knockdowns.

- » Laloulu has allowed just 10 pressures and zero sacks in 445 pass-blocking opportunities this season.
- » Leads the Ducks with 898 total snaps played, including 782 at center and 110 at right guard.
- » Started the Vrbo Fiesta Bowl at center to cap freshman season after contributing mostly at guard throughout the year.
- » Played 413 offensive snaps as a freshman, including 183 at right guard, 116 at left guard and 111 at center.

LET THE BIG MEN EAT

Oregon went into its bag of tricks on Nov. 9 vs. Maryland, drawing up multiple plays for offensive lineman near the goal line. QB **DILLON GABRIEL** connected with OL **GERNORRIS WILSON** for a three-yard touchdown in the third quarter, hitting the sophomore for his record-breaking 179th career total touchdown. On the ensuing two-point try, LT **JOSH CONERLY JR.** took a direct snap and powered his way in for the conversion. Conerly also caught a touchdown pass in as a freshman at Colorado, making Oregon the only team in the nation with multiple touchdown passes to offensive linemen since the start of 2022. In that span, the Ducks have two of six total receiving TDs by offensive linemen in the nation.

KNOCKDOWN LEADERBOARD

Player	Total	IDAHO	BOISE	OSU	UCLA	MSU	OHST	PUR	ILL	MICH	MARY	WISC	WASH	PSU	OHST
Nishad Strother	36	0	0	2	4	3	2	2	3	4	5	3	5	3	--
Ajani Cornelius	35	1	1	2	4	2	4	4	4	3	1	2	2	5	--
Iapani Laloulu	31	2	3	3	4	3	0	2	1	6	2	2	1	2	--
Josh Conerly Jr.	30	2	2	1	3	5	1	3	1	5	1	2	2	2	--
Marcus Harper II	19	2	1	1	1	3	3	2	2	3	0	0	0	1	--
Dave Iuli	7	0	0	0	0	0	0	0	0	0	0	1	2	4	--
Kawika Rogers	4	0	0	0	0	0	0	1	0	2	0	1	0	0	--
Charlie Pickard	2	1	1	0	0	0	0	0	0	0	0	0	0	0	--
George Silva	2	0	0	0	0	1	0	0	1	0	0	0	0	0	--
Gernorris Wilson	1	0	0	0	0	0	0	0	1	0	0	0	0	0	--
TOTALS	167	8	8	9	16	17	10	14	13	23	9	11	12	17	--

CAREER PASSING STATS

COMPLETIONS

Player	'19	'20	'21	'22	'23	'24	Career
Dillon Gabriel	236	248	70	230	266	297	1,347
Dante Moore	--	--	--	--	114	7	121
Austin Novosad	--	--	--	--	9	2	11
Tez Johnson	--	0	0	1	0	0	1

PASSING YARDS

Player	'19	'20	'21	'22	'23	'24	Career
Dillon Gabriel	3,653	3,570	814	3,168	3,660	3,558	18,423
Dante Moore	--	--	--	--	1,610	49	1,659
Austin Novosad	--	--	--	--	52	7	59
Tez Johnson	--	0	0	7	0	--	7

PASSING TOUCHDOWNS

Player	'19	'20	'21	'22	'23	'24	Career
Dillon Gabriel	29	32	9	25	30	28	153
Dante Moore	--	--	--	--	11	0	11
Tez Johnson	--	0	0	1	0	--	1

GAMES WITH MULTIPLE PASSING TDs

Player	'19	'20	'21	'22	'23	'24	Career
Dillon Gabriel	10	9	3	8	8	11	49
Dante Moore	--	--	--	--	3	0	3

GAMES WITH 3+ PASSING TDs

Player	'19	'20	'21	'22	'23	'24	Career
Dillon Gabriel	5	6	2	3	6	4	26
Dante Moore	--	--	--	--	1	0	1

GAMES WITH 4+ PASSING TDs

Player	'19	'20	'21	'22	'23	'24	Career
Dillon Gabriel	1	5	1	2	3	1	13

GAMES WITH 5+ PASSING TDs

Player	'19	'20	'21	'22	'23	'24	Career
Dillon Gabriel	0	2	0	1	2	0	5

GAMES WITH 6+ PASSING TDs

Player	'19	'20	'21	'22	'23	'24	Career
Dillon Gabriel	0	0	0	1	0	0	1

GAMES WITH 30+ COMPLETIONS

Player	'19	'20	'21	'22	'23	'24	Career
Dillon Gabriel	0	2	0	0	0	2	4

GAMES WITH 40+ COMPLETIONS

Player	'19	'20	'21	'22	'23	'24	Career
Dillon Gabriel	0	0	0	0	0	1	1

GAMES WITH 300+ PASSING YARDS

Player	'19	'20	'21	'22	'23	'24	Career
Dillon Gabriel	4	7	2	3	7	2	25

GAMES WITH 350+ PASSING YARDS

Player	'19	'20	'21	'22	'23	'24	Career
Dillon Gabriel	1	4	0	2	4	1	12

GAMES WITH 400+ PASSING YARDS

Player	'19	'20	'21	'22	'23	'24	Career
Dillon Gabriel	0	4	0	2	3	0	9

GAMES WITH 500+ PASSING YARDS

Player	'19	'20	'21	'22	'23	'24	Career
Dillon Gabriel	0	1	0	0	0	0	1

GAMES WITH 600+ PASSING YARDS

Player	'19	'20	'21	'22	'23	'24	Career
Dillon Gabriel	0	1	0	0	0	0	1

GAMES WITHOUT AN INTERCEPTION

Player	'19	'20	'21	'22	'23	'24	Career
Dillon Gabriel	10	6	1	8	6	8	38 (63)
Dante Moore	--	--	--	--	4	4	8 (13)
Austin Novosad	--	--	--	--	3	3	6 (6)

FIRST DOWN COMPLETIONS

Player	'19	'20	'21	'22	'23	'24	Career
Dillon Gabriel	123	144	38	129	153	157	744
Dante Moore	--	--	--	--	67	4	71
Austin Novosad	--	--	--	--	3	1	4

20+ YARD COMPLETIONS

Player	'19	'20	'21	'22	'23	'24	Career
Dillon Gabriel	56	58	15	46	56	49	280
Dante Moore	--	--	--	--	25	0	25

30+ YARD COMPLETIONS

Player	'19	'20	'21	'22	'23	'24	Career
Dillon Gabriel	37	29	3	30	29	23	151
Dante Moore	--	--	--	--	11	0	11

40+ YARD COMPLETIONS

Player	'19	'20	'21	'22	'23	'24	Career
Dillon Gabriel	21	21	2	13	18	11	86
Dante Moore	--	--	--	--	6	0	6

50+ YARD COMPLETIONS

Player	'19	'20	'21	'22	'23	'24	Career
Dillon Gabriel	12	9	0	8	9	6	44
Dante Moore	--	--	--	--	3	0	3

60+ YARD COMPLETIONS

Player	'19	'20	'21	'22	'23	'24	Career
Dillon Gabriel	6	4	0	5	2	4	21
Dante Moore	--	--	--	--	3	0	3

70+ YARD COMPLETIONS

Player	'19	'20	'21	'22	'23	'24	Career
Dillon Gabriel	5	3	0	2	0	0	10
Dante Moore	--	--	--	--	1	0	1

80+ YARD COMPLETIONS

Player	'19	'20	'21	'22	'23	'24	Career
Dillon Gabriel	0	2	0	0	0	0	2
Dante Moore	--	--	--	--	1	0	1

90+ YARD COMPLETIONS

Player	'19	'20	'21	'22	'23	'24	Career
Dillon Gabriel	0	1	0	0	0	0	1



CAREER RUSHING STATS

RUSHING YARDS

Player	'19	'20	'21	'22	'23	'24	Career
Jordan James	--	--	--	189	759	1,253	2,201
Noah Whittington	--	39	617	781	146	537	2,118
Dillon Gabriel	78	169	125	315	373	192	1,252
Jayden Limar	--	--	--	--	109	67	176
Da'Jaun Riggs	--	--	--	--	--	82	82
Tez Johnson	--	5	35	11	0	0	51
Kilohana Haasenritter	--	RS	0	46	0	--	46
Jordan Burch	--	0	0	0	0	36	36
Kenyon Sadiq	--	--	--	--	12	24	36
Jay Harris	--	--	--	--	--	35	35
Traeshon Holden	--	0	0	0	12	22	34
Gary Bryant Jr.	--	-6	3	0	18	0	15
Atticus Sappington	--	--	--	--	9	0	9
Ross James	--	0	RS	--	--	3	3
Evan Stewart	--	--	--	-1	-3	0	-4
Dante Moore	--	--	--	--	-84	6	-77

CARRIES

Player	'19	'20	'21	'22	'23	'24	Career
Dillon Gabriel	71	72	24	89	93	63	412
Noah Whittington	--	16	101	139	20	112	388
Jordan James	--	--	--	46	107	226	379
Jayden Limar	--	--	--	--	24	23	47
Dante Moore	--	--	--	--	45	1	46
Da'Jaun Riggs	--	--	--	--	--	11	11
Jay Harris	--	--	--	--	--	10	10
Kilohana Haasenritter	--	RS	0	9	0	--	9
Tez Johnson	--	1	2	5	0	0	8
Kenyon Sadiq	--	--	--	--	1	5	6
Gary Bryant Jr.	--	1	1	0	3	0	5
Traeshon Holden	--	0	0	0	2	2	4
Evan Stewart	--	--	--	1	1	0	2
Jordan Burch	--	0	0	0	0	1	1
Ross James	--	0	RS	--	--	1	1
Atticus Sappington	--	--	--	--	1	0	1

RUSHING TOUCHDOWNS

Player	'19	'20	'21	'22	'23	'24	Career
Dillon Gabriel	4	2	2	6	12	6	32
Jordan James	--	--	--	5	11	15	31
Noah Whittington	--	0	2	5	2	5	14
Gary Bryant Jr.	--	0	1	0	0	0	1
Traeshon Holden	--	0	0	0	1	0	1
Kilohana Haasenritter	--	RS	0	1	0	--	1
Jay Harris	--	--	--	--	--	1	1
Tez Johnson	--	0	1	0	0	0	1
Jayden Limar	--	--	--	--	1	0	1
Da'Jaun Riggs	--	--	--	--	--	1	1

GAMES WITH A RUSHING TOUCHDOWN

Player	'19	'20	'21	'22	'23	'24	Career
Dillon Gabriel	4	2	2	6	7	6	27
Jordan James	--	--	--	5	8	10	24
Noah Whittington	--	0	2	5	2	4	13
Gary Bryant Jr.	--	0	1	0	0	0	1
Kilohana Haasenritter	--	RS	0	1	0	--	1
Jay Harris	--	--	--	--	--	1	1
Traeshon Holden	--	0	0	0	1	0	1
Tez Johnson	--	0	1	0	0	0	1
Jayden Limar	--	--	--	--	1	0	1
Da'Jaun Riggs	--	--	--	--	--	1	1

GAMES WITH MULTIPLE RUSHING TOUCHDOWNS

Player	'19	'20	'21	'22	'23	'24	Career
Jordan James	--	--	--	0	2	4	6
Dillon Gabriel	0	0	0	0	3	0	3
Noah Whittington	--	0	0	0	0	1	1

GAMES WITH 3+ RUSHING TOUCHDOWNS

Player	'19	'20	'21	'22	'23	'24	Career
Dillon Gabriel	0	0	0	0	2	0	2
Jordan James	0	0	0	0	1	0	1

100-YARD RUSHING GAMES

Player	'19	'20	'21	'22	'23	'24	Career
Jordan James	--	--	--	0	1	6	7
Noah Whittington	--	0	1	1	0	0	2
Dillon Gabriel	0	0	0	0	1	0	1

150-YARD RUSHING GAMES

Player	'19	'20	'21	'22	'23	'24	Career
Jordan James	--	--	--	0	0	1	1
Noah Whittington	--	0	1	0	0	0	1

RUSHING FIRST DOWNS

Player	'19	'20	'21	'22	'23	'24	Career
Jordan James	--	--	--	14	42	71	127
Noah Whittington	--	4	26	50	7	24	111
Dillon Gabriel	15	18	8	26	20	18	105
Jayden Limar	--	--	--	--	5	2	7
Dante Moore	--	--	--	--	6	0	6
Da'Jaun Riggs	--	--	--	--	--	4	4
Kenyon Sadiq	--	--	--	--	1	2	3
Jay Harris	--	--	--	--	--	2	2
Tez Johnson	--	0	1	1	0	0	2
Gary Bryant Jr.	--	0	0	0	1	0	1
Traeshon Holden	--	0	0	0	0	1	1

10+ YARD RUNS

Player	'19	'20	'21	'22	'23	'24	Career
Dillon Gabriel	11	10	5	19	13	9	67
Jordan James	--	--	--	6	21	38	65
Noah Whittington	--	2	18	25	4	13	62
Jayden Limar	--	--	--	--	3	1	4
Dante Moore	--	--	--	--	3	0	3
Tez Johnson	--	0	1	1	0	0	2
Da'Jaun Riggs	--	--	--	--	--	2	2
Kenyon Sadiq	--	--	--	--	1	1	2
Gary Bryant Jr.	--	0	0	0	1	0	1
Jordan Burch	--	0	0	0	0	1	1
Traeshon Holden	--	0	0	0	0	1	1

20+ YARD RUNS

Player	'19	'20	'21	'22	'23	'24	Career
Dillon Gabriel	1	2	3	5	3	4	18
Noah Whittington	--	0	4	3	2	6	15
Jordan James	--	--	--	1	7	3	11
Jordan Burch	--	0	0	0	0	1	1
Traeshon Holden	--	0	0	0	0	1	1
Tez Johnson	--	0	1	0	0	0	1
Jayden Limar	--	--	--	--	1	0	1
Da'Jaun Riggs	--	--	--	--	--	1	1

30+ YARD RUNS

Player	'19	'20	'21	'22	'23	'24	Career
Dillon Gabriel	0	0	1	1	2	1	5
Jordan James	--	--	--	0	4	1	5
Noah Whittington	--	0	1	1	2	0	4
Jordan Burch	--	0	0	0	0	1	1
Tez Johnson	--	0	1	0	0	0	1

40+ YARD RUNS

Player	'19	'20	'21	'22	'23	'24	Career
Dillon Gabriel	0	0	1	1	2	1	5
Noah Whittington	--	0	1	1	1	1	4

50+ YARD RUNS

Player	'19	'20	'21	'22	'23	'24	Career
Dillon Gabriel	0	0	0	1	0	1	2
Noah Whittington	--	0	1	1	0	0	2

60+ YARD RUNS

Player	'19	'20	'21	'22	'23	'24	Career
Dillon Gabriel	0	0	0	1	0	0	1
Noah Whittington	--	0	1	0	0	0	1

70+ YARD RUNS

Player	'19	'20	'21	'22	'23	'24	Career
Noah Whittington	--	0	1	0	0	0	1

80+ YARD RUNS

Player	'19	'20	'21	'22	'23	'24	Career
Noah Whittington	--	0	1	0	0	0	1

CAREER RECEIVING STATS

RECEPTIONS

Player	'19	'20	'21	'22	'23	'24	Career
Tez Johnson	--	18	67	56	86	78	305
Evan Stewart	--	--	--	53	38	48	139
Terrance Ferguson	--	--	17	32	42	38	129
Traeshon Holden	--	0	21	25	37	38	121
Gary Bryant Jr.	--	7	44	2	30	1	84
Noah Whittington	--	3	12	22	10	18	65
Jordan James	--	--	--	1	15	24	40
Patrick Herbert	RS	--	--	6	15	10	31
Kenyon Sadiq	--	--	--	--	5	23	28
Justius Lowe	--	--	--	RS	0	19	19
Jayden Limar	--	--	--	--	7	2	9
Darrrian Anderson	--	--	--	--	4	--	4
Kyler Kasper	--	--	--	1	2	1	4
Jeremiah McClellan	--	--	--	--	--	3	3
Jurrion Dickey	--	--	--	--	1	1	2
Josh Conerly Jr.	--	--	--	1	0	0	1
Dillon Gabriel	0	0	0	1	0	0	1
Kilohana Haasenritter	--	RS	--	1	0	--	1
Genorris Wilson	--	--	--	--	RS	1	1

RECEIVING YARDS

Player	'19	'20	'21	'22	'23	'24	Career
Tez Johnson	--	211	735	863	1,182	866	3,857
Evan Stewart	--	--	--	649	514	613	1,776
Traeshon Holden	--	0	239	331	452	602	1,624
Terrance Ferguson	--	--	141	391	414	520	1,466
Gary Bryant Jr.	--	51	579	15	442	6	1,093
Noah Whittington	--	5	58	169	78	106	416
Patrick Herbert	RS	--	--	95	196	97	388
Jordan James	--	--	--	6	132	202	340
Kenyon Sadiq	--	--	--	--	24	298	322
Justius Lowe	--	--	--	RS	0	176	176
Jayden Limar	--	--	--	--	61	71	132
Kyler Kasper	--	--	--	4	1	21	26
Jeremiah McClellan	--	--	--	--	--	24	24
Darrrian Anderson	--	--	--	--	21	--	21
Jurrion Dickey	--	--	--	--	7	7	14
Dillon Gabriel	0	0	0	13	0	0	13
Josh Conerly Jr.	--	--	--	4	0	0	4
Genorris Wilson	--	--	--	--	RS	3	3
Kilohana Haasenritter	--	RS	--	1	0	--	1

GAMES WITH A RECEPTION

Player	'19	'20	'21	'22	'23	'24	Career
Tez Johnson	--	10	12	13	13	11	59
Terrance Ferguson	--	--	11	13	13	11	48
Traeshon Holden	--	0	10	10	13	12	45
Noah Whittington	--	2	10	9	3	9	33
Evan Stewart	--	--	--	10	8	12	30
Gary Bryant Jr.	--	3	10	2	10	1	26
Jordan James	--	--	--	1	10	11	22
Patrick Herbert	RS	--	--	5	9	6	20
Kenyon Sadiq	--	--	--	--	4	11	15
Justius Lowe	--	--	--	RS	0	8	8
Jayden Limar	--	--	--	--	4	1	5
Kyler Kasper	--	--	--	1	2	1	4
Darrrian Anderson	--	--	--	--	3	--	3
Jeremiah McClellan	--	--	--	--	--	3	3
Jurrion Dickey	--	--	--	--	1	1	2
Josh Conerly Jr.	--	--	--	1	0	0	1
Kilohana Haasenritter	--	RS	--	1	0	--	1
Jay Harris	--	--	--	--	--	1	1
Genorris Wilson	--	--	--	--	RS	1	1

GAMES WITH 5+ RECEPTIONS

Player	'19	'20	'21	'22	'23	'24	Career
Tez Johnson	--	0	7	4	9	8	28
Evan Stewart	--	--	--	7	3	4	14
Gary Bryant Jr.	--	0	5	0	2	0	7
Traeshon Holden	--	0	1	1	3	2	7
Terrance Ferguson	--	--	0	1	2	2	5
Noah Whittington	--	0	0	3	1	0	4
Justius Lowe	--	--	--	RS	0	1	1

GAMES WITH 10+ RECEPTIONS

Player	'19	'20	'21	'22	'23	'24	Career
Tez Johnson	--	0	1	0	3	4	8
Evan Stewart	--	--	--	0	1	1	2

RECEIVING TOUCHDOWNS

Player	'19	'20	'21	'22	'23	'24	Career
Tez Johnson	--	0	4	4	10	10	28
Terrance Ferguson	--	--	2	5	6	3	16
Traeshon Holden	--	0	1	6	6	3	16
Gary Bryant Jr.	--	--	7	0	4	0	11
Evan Stewart	--	--	--	2	4	5	11
Noah Whittington	--	0	2	1	0	2	5
Patrick Herbert	RS	--	--	1	3	0	4
Kenyon Sadiq	--	--	--	--	1	2	3
Josh Conerly Jr.	--	--	--	1	0	0	1
Jordan James	--	--	--	0	1	0	1
Jayden Limar	--	--	--	--	0	1	1
Justius Lowe	--	--	--	RS	0	1	1
Genorris Wilson	--	--	--	--	RS	1	1

GAMES WITH A RECEIVING TOUCHDOWN

Player	'19	'20	'21	'22	'23	'24	Career
Tez Johnson	--	0	4	4	7	8	23
Traeshon Holden	--	0	1	5	5	3	14
Terrance Ferguson	--	--	2	3	5	3	13
Evan Stewart	--	--	--	2	3	5	10
Gary Bryant Jr.	--	0	6	0	3	0	9
Patrick Herbert	RS	--	--	1	2	0	3
Noah Whittington	--	0	0	1	0	2	3
Kenyon Sadiq	--	--	--	--	1	1	2
Josh Conerly Jr.	--	--	--	1	0	0	1
Jordan James	--	--	--	0	1	0	1
Jayden Limar	--	--	--	--	0	1	1
Justius Lowe	--	--	--	RS	0	1	1
Genorris Wilson	--	--	--	--	RS	1	1

GAMES WITH MULTIPLE RECEIVING TOUCHDOWNS

Player	'19	'20	'21	'22	'23	'24	Career
Tez Johnson	--	0	0	0	3	2	5
Terrance Ferguson	--	--	0	2	1	0	3
Gary Bryant Jr.	--	0	1	0	1	0	2
Traeshon Holden	--	0	0	1	1	0	2
Patrick Herbert	RS	--	--	0	1	0	1
Kenyon Sadiq	--	--	--	--	0	1	1
Evan Stewart	--	--	--	0	1	0	1

100-YARD RECEIVING GAMES

Player	'19	'20	'21	'22	'23	'24	Career
Tez Johnson	--	0	1	2	4	4	11
Evan Stewart	--	--	--	2	2	2	6
Gary Bryant Jr.	--	0	1	0	1	0	2
Traeshon Holden	--	0	0	0	0	1	1



CAREER RECEIVING STATS

150-YARD RECEIVING GAMES

Player	'19	'20	'21	'22	'23	'24	Career
Tez Johnson	--	0	0	0	2	1	3
Gary Bryant Jr.	--	0	1	0	1	0	2

FIRST DOWN RECEPTIONS

Player	'19	'20	'21	'22	'23	'24	Career
Tez Johnson	--	8	30	37	49	49	173
Terrance Ferguson	--	--	7	18	24	24	73
Traeshon Holden	--	0	12	17	19	21	69
Evan Stewart	--	--	--	29	18	22	69
Gary Bryant Jr.	--	3	21	0	20	0	44
Jordan James	--	--	--	0	5	12	17
Noah Whittington	--	0	1	9	2	5	17
Patrick Herbert	RS	--	--	3	8	4	15
Kenyon Sadiq	--	--	--	--	2	13	15
Justius Lowe	--	--	--	RS	0	7	7
Jayden Limar	--	--	--	--	3	1	4
Jeremiah McClellan	--	--	--	--	--	3	3
Darrian Anderson	--	--	--	--	2	--	2
Kyler Kasper	--	--	--	0	0	1	1

20+ YARD RECEPTIONS

Player	'19	'20	'21	'22	'23	'24	Career
Tez Johnson	--	3	13	13	16	10	55
Traeshon Holden	--	0	4	5	6	12	27
Evan Stewart	--	--	--	8	10	7	25
Terrance Ferguson	--	--	0	5	5	10	20
Gary Bryant Jr.	--	1	9	0	6	0	16
Patrick Herbert	RS	--	--	2	4	1	7
Kenyon Sadiq	--	--	--	--	0	4	4
Jordan James	--	--	--	0	2	1	3
Noah Whittington	--	0	1	1	1	0	3
Kyler Kasper	--	--	--	0	0	1	1
Jayden Limar	--	--	--	--	0	1	1
Justius Lowe	--	--	--	RS	0	1	1

30+ YARD RECEPTIONS

Player	'19	'20	'21	'22	'23	'24	Career
Tez Johnson	--	2	4	7	9	5	27
Evan Stewart	--	--	--	2	6	5	13
Traeshon Holden	--	0	0	1	2	8	11
Gary Bryant Jr.	--	0	6	0	3	0	9
Terrance Ferguson	--	--	0	1	2	2	5
Patrick Herbert	RS	--	--	1	1	0	2
Jordan James	--	--	--	0	1	0	1
Jayden Limar	--	--	--	--	0	1	1
Justius Lowe	--	--	--	RS	0	1	1
Kenyon Sadiq	--	--	--	--	0	1	1
Noah Whittington	--	0	0	0	1	0	1

40+ YARD RECEPTIONS

Player	'19	'20	'21	'22	'23	'24	Career
Tez Johnson	--	1	2	3	6	3	15
Traeshon Holden	--	0	0	0	2	3	5
Evan Stewart	--	--	--	1	1	3	5
Gary Bryant Jr.	--	0	2	0	2	0	4
Terrance Ferguson	--	--	0	1	0	1	2
Patrick Herbert	RS	--	--	1	1	0	2
Jayden Limar	--	--	--	--	0	1	1

50+ YARD RECEPTIONS

Player	'19	'20	'21	'22	'23	'24	Career
Tez Johnson	--	1	1	3	1	1	7
Gary Bryant Jr.	--	0	1	0	2	0	3
Traeshon Holden	--	0	0	0	2	1	3
Terrance Ferguson	--	--	0	1	0	1	2
Evan Stewart	--	--	--	0	0	2	2
Jayden Limar	--	--	--	--	0	1	1

60+ YARD RECEPTIONS

Player	'19	'20	'21	'22	'23	'24	Career
Tez Johnson	--	0	1	2	1	0	4
Traeshon Holden	--	0	0	0	2	0	2
Evan Stewart	--	--	--	0	0	2	2
Gary Bryant Jr.	--	0	0	0	1	0	1
Terrance Ferguson	--	--	0	0	0	1	1
Jayden Limar	--	--	--	--	0	1	1

70+ YARD RECEPTIONS

Player	'19	'20	'21	'22	'23	'24	Career
Tez Johnson	--	0	0	1	2	0	3
Gary Bryant Jr.	--	0	0	0	1	0	1



ILB BRYCE BOETTCHER

EVERYTHING EARNED

A dual-sport athlete who joined the football team as a walk-on in 2022, ILB **BRYCE BOETTCHER** has become one of the best stories in all of college athletics while emerging as a leader and key contributor on the Oregon defense in his final season. Boettcher won the 2024 Burlsworth Trophy, presented to the nation's most outstanding player who began his career as a walk-on. After playing sparingly on special teams in 2022 and then moving from safety to inside linebacker in 2023, Boettcher is Oregon's leading tackler this season with a career-high 87 tackles while adding 8.0 tackles for loss, two sacks, an interception, a forced fumble and four pass breakups. The Eugene native has led Oregon in tackling six times in 13 games, including in the regular-season finale when he matched his career high with 11 total tackles while adding a career-high 2.0 TFLs, a sack and a forced fumble. Boettcher's team-high 87.1 defensive grade from Pro Football Focus ranks ninth among all FBS linebackers.

- » Named to the all-Big Ten second team by the league's coaches and the media.
- » First Duck ever to win the Burlsworth Trophy, and first to be named a finalist.
- » Won the Burlsworth Trophy over two other finalists, Buffalo ILB Shaun Dolac and Indiana DL James Carpenter.
- » Named the Burlsworth Trophy Walk-On of the Week after recording a career-high 11 tackles and two pass breakups in Oregon's win at Oregon State on Sept. 14.
- » Second sack of the season and third of his career on Nov. 30 vs. Washington while forcing second career fumble.
- » Ten games with at least five tackles, including each of the last seven and the first three to open the season.
- » Pulled in first career interception in Oregon's win at UCLA on Sept. 28.
- » First sack of the season and second of career in win over Illinois on Oct. 26.
- » Has recorded a TFL in seven of the last nine games, including a career-high 1.5 TFLs in Oregon's win at Michigan on Nov. 2.
- » Season-best 90.7 defensive grade from PFF in win at Wisconsin on Nov. 16, finishing with nine total tackles while adding a TFL and a pass breakup. 90.7 grade ranked fifth among all FBS linebackers in Week 12.
- » Has recorded a PFF defensive grade of 75.0 or better in eight of 13 games.

FOR THE LOVE OF THE GAME

Boettcher enjoyed a career year for the Oregon baseball team as a senior in 2024 before opting to play one final season with the football team. He was drafted in the 13th round of the 2024 MLB Draft by the Houston Astros after a stellar spring that saw him become the fifth player in program history to win a ABCA/Rawlings Gold Glove for his outstanding defense in center field. Boettcher started 54 of Oregon's 60 games while helping the Ducks reach the NCAA Super Regionals for the second year in a row, slashing .276/.372/.500 while going 53-for-192 at the plate. Boettcher blasted a career-high 12 home runs while driving in 35 runs, and he led the team with 46 runs scored. The Gold Glove winner made six diving catches and robbed two home runs, and he also showed off his speed on the basepaths with 15 stolen bases.

- » Played in 188 career games while making 82 starts, batting .242 (72-for-297) with 14 home runs, nine doubles, a triple, 48 RBIs, 83 runs scored and 27 stolen bases.
- » Committed just one defensive error in his Oregon career, and zero in each of the last three seasons.
- » Blasted a career-high two home runs while going 3-for-3 with five RBIs against Oregon State on April 30, 2024.
- » Slugged a leadoff home run in the top of the 11th inning to give Oregon a 5-4 win in the opening round of the 2024 Santa Barbara Regional.
- » Named to the 2024 Pac-12 All-Defensive Team in addition to winning the ABCA/Rawlings Gold Glove.

CAREER & GBG STATS

CAREER STATS

	GP	GS	UA	A	TOT
2022	12	0	9	2	2
2023	14	2	15	22	37
2024	13	12	45	42	87
TOTAL	39	14	60	66	126

	TFL	SCK	FF	FR	INT	PBU
2022	0.0	0.0	0	0	0	0
2023	2.5	1.0	1	1	0	0
2024	8.0	2.0	1	0	1	4
TOTAL	10.5	3.0	2	1	1	4

2024 GAME-BY-GAME STATS

	TKL	TFL	SCK	FF	FR	INT	PBU
IDAHO	5	0.0	0.0	0	0	0	0
BOISE STATE	9	0.0	0.0	0	0	0	1
at Oregon State	11	0.0	0.0	0	0	0	2
at UCLA	3	0.0	0.0	0	0	1	0
MICHIGAN STATE	4	1.0	0.0	0	0	0	0
#2 OHIO STATE	1	0.0	0.0	0	0	0	0
at Purdue	5	0.5	0.0	0	0	0	0
#20 ILLINOIS	8	1.0	1.0	0	0	0	0
at Michigan	7	1.5	0.0	0	0	0	0
MARYLAND	7	0.0	0.0	0	0	0	0
at Wisconsin	9	1.0	0.0	0	0	0	1
WASHINGTON	11	2.0	1.0	1	0	0	0
vs. #3 Penn State	7	1.0	0.0	0	0	0	0
vs. #8 Ohio State							
TOTAL	87	8.0	2.0	1	0	1	4

Full career game-by-game stats on page 61

CAREER HIGHS

Tackles	11 (2x) last vs. Washington (11/30/24)
Tackles For Loss	2.0 vs. Washington (11/30/24)
Sacks	1.0 (3x) last vs. Washington (11/30/24)
Interceptions	1 at UCLA (9/29/24)
Interception Return Yards	none
QB Hurries	none
Pass Breakups	2 at Oregon State (9/14/24)
Forced Fumbles	1 (2x) last vs. Washington (11/30/24)
Fumble Recoveries	1 vs. Portland State (8/2/23)



Boettcher won the 2024 Burlsworth Trophy, given to the nation's top player who began his career as a walk-on. A dual-sport star, Boettcher was drafted by the Houston Astros in the 13th round of the 2024 MLB Draft.



CAREER & GBG STATS

CAREER STATS

	GP	GS	UA	A	TOT
2023	13	1	9	9	18
2024	13	10	23	14	37
TOTAL	26	11	32	23	55

	TFL	SCK	FF	FR	INT	PBU
2023	3.0	2.0	0	0	0	2
2024	12.5	10.5	2	0	1	1
TOTAL	15.5	12.5	2	0	1	3

2024 GAME-BY-GAME STATS

	TKL	TFL	SCK	FF	FR	INT	PBU
IDAHO	3	2.0	2.0	1	0	0	0
BOISE STATE	2	0.0	0.0	0	0	0	0
at Oregon State	3	0.0	0.0	0	0	0	0
at UCLA	3	1.0	1.0	0	0	0	0
MICHIGAN STATE	2	0.5	0.5	0	0	0	0
#2 OHIO STATE	5	2.0	1.0	0	0	0	0
at Purdue	3	2.0	1.0	0	0	0	0
#20 ILLINOIS	3	1.0	1.0	0	0	0	0
at Michigan	2	1.0	1.0	1	0	0	0
MARYLAND	0	0.0	0.0	0	0	0	1
at Wisconsin	5	1.0	1.0	0	0	1	0
WASHINGTON	6	2.0	2.0	0	0	0	0
vs. #3 Penn State	0	0.0	0.0	0	0	0	0
vs. #8 Ohio State							
TOTAL	37	12.5	10.5	2	0	1	1

2023 GAME-BY-GAME STATS

	TKL	TFL	SCK	FF	FR	INT	PBU
PORTLAND STATE	3	0.0	0.0	0	0	0	0
at Texas Tech	3	0.0	0.0	0	0	0	0
HAWAII	0	0.0	0.0	0	0	0	0
COLORADO	1	0.0	0.0	0	0	0	1
at Stanford	3	0.0	0.0	0	0	0	0
at Washington	0	0.0	0.0	0	0	0	1
WASHINGTON STATE	3	2.0	1.0	0	0	0	0
at Utah	0	0.0	0.0	0	0	0	0
CALIFORNIA	DID NOT PLAY						
USC	0	0.0	0.0	0	0	0	0
at Arizona State	0	0.0	0.0	0	0	0	0
OREGON STATE	2	1.0	1.0	0	0	0	0
vs. Washington	1	0.0	0.0	0	0	0	0
vs. Liberty	2	0.0	0.0	0	0	0	0
TOTAL	18	3.0	2.0	0	0	0	2

Full career game-by-game stats on page 52

CAREER HIGHS

Tackles6 vs. Washington (11/30/24)
 Tackles For Loss2.0 (5x) last vs. Washington (11/30/24)
 Sacks2.0 (2x) last vs. Washington (11/30/24)
 Interceptions1 at Wisconsin (11/16/24)
 Interception Return Yards-1 at Wisconsin (11/16/24)
 QB Hurries2 (2x) last vs. Ohio State (10/12/24)
 Pass Breakups1 (3x) last vs. Maryland (11/9/24)
 Forced Fumbles1 (2x) last at Michigan (11/2/24)
 Fumble Recoveriesnone

NUMBERS TO KNOW

8 Uiagalelei has recorded a sack in eight of his last 10 games, including six straight to open Big Ten play.

Uiagalelei leads the Ducks with a career-high 10.5 sacks, tied for No. 10 in Oregon single-season history.

10.5



OLB MATAYO UIAGALELEI

GAME WRECKER

Just a true sophomore, OLB **MATAYO UIAGALELEI** has emerged as one of the top pass rushers in the nation for the Ducks in 2024. Uiagalelei led the Big Ten during the regular season with a career-high 10.5 sacks, after matching his career high with 2.0 in the regular-season finale vs. Washington. Uiagalelei is the first Duck to reach double-digit sacks in a season since **DEFORREST BUCKNER** had 10.5 in 2015. He also leads the Ducks and is tied for sixth in the Big Ten with a career-high 12.5 tackles for loss, the most by a Duck since **KAYVON THIBODEAUX** had 14.0 in 2019. Uiagalelei has matched his career high with 2.0 TFLs four times this season, including vs. the Huskies to close the regular season. He was the Big Ten Co-Defensive Player of the Week for his performance in Oregon's win at Wisconsin on Nov. 16 after finishing with five tackles, a sack and an interception late in the fourth quarter that sealed the victory and helped the No. 1 Ducks improve to 11-0.

- » Voted to the all-Big Ten first team by the media, and the second team by the league's coaches.
- » 10.5 sacks are tied for 10th-most in UO single-season history; Record is 13.0 (Nick Reed, 2008; Ernest Jones, 1993).
- » Tied for ninth nationally in sacks and tied for 45th in tackles for loss.
- » Has recorded a TFL in nine of 13 games this season, including eight of the last 10.
- » Season-high five pressures in season opener vs. Idaho, and had four in win at Wlconsin.
- » Multiple pressures eight times this season, including seven games with three or more.
- » Has also forced two fumbles this season, vs. Idaho and at Michigan.
- » Blocked a field goal in Oregon's win at Oregon State on Sept. 14 while also adding three tackles.
- » Opened the season with a career-high 2.0 sacks and first career forced fumble against Idaho.
- » Owns a 76.6 overall grade from PFF this season with a 77.4 pass-rush grade.

BIG TIME PLAYER

Uiagalelei has been dominant for the Ducks since the start of Big Ten play, and he had arguably his most important performance in Oregon's historic 32-31 win over No. 2 Ohio State on Oct. 12. Thrust into a larger role because of an injury to DE **JORDAN BURCH**, Uiagalelei recorded a then-career-high five tackles while recording 2.0 tackles for loss and a sack. His sack came at a pivotal point in the game, dropping quarterback Will Howard for a nine-yard loss on the Buckeye's first play of their final drive in the fourth quarter. The sack helped keep Ohio State out of field goal range as the Ducks' defense stood tall and held on for the win. Uiagalelei capped the regular season with a career-high six tackles vs. Washington while adding a pair of sacks.

- » Followed up big game vs. Ohio State with 2.0 TFLs and a sack the next week at Purdue.
- » In nine Big Ten games, Uiagalelei racked up 8.5 sacks and 10.5 tackles for loss.
- » Opened Big Ten play with a sack in six consecutive games.

PLUG AND PLAY

Uiagalelei contributed immediately for the Ducks as a true freshman in 2023, recording 18 tackles, 3.0 tackles for loss and a pair of sacks while playing in 13 of 14 games with one start. Uiagalelei was credited by Pro Football Focus with 12 total pressures as a freshman while earning a 77.8 overall grade and a 76.5 pass-rush grade.

- » Named the Pac-12 Freshman of the Week after racking up 2.0 TFLs and a sack in a win over Washington State.
- » Also had a sack in Oregon's win over Oregon State while going against his brother, DJ Uiagalelei.
- » 2.0 sacks tied for fourth among Pac-12 freshmen in 2023.

DEFENSIVE NOTES

CONSISTENT INTENSITY

Defense has been the driving force for the Ducks throughout the 2024 season. Oregon has allowed the ninth-fewest yards per game nationally (301.8) and ties for the 12th-best scoring defense (17.8 PPG) as well as the eighth-ranked passing defense (175.7 YPG) under defensive coordinator **TOSH LUPOI**, who was named a semifinalist for the Broyles Award. UO started the season by holding nonconference opponents to 287.8 yards per game, the 16th-lowest total among FBS teams and fourth lowest in the Big Ten. That momentum carried over into Big Ten play, where the Ducks allowed just 14.7 points per game, the fourth-best mark nationally, and only 278.9 yards per game, ranking sixth nationally, in regular season conference contests. From the Ducks' Week 6 win over then-No. 2 Ohio State through the end of the regular season, Oregon held opponents to just 13.0 points per game, the third-lowest mark in the nation during that span. In the regular season finale against Washington, the Ducks allowed just 43 rushing yards and limited the Huskies to just 4-of-12 on third down, racking up 10 sacks and 16 TFLs in the defense's most dominant game this season.

- » One of six teams (Indiana, Notre Dame, Ohio State, Tennessee, Texas) to hold nine or more opponents to 18 points or fewer.
- » One of 12 FBS teams to be holding opponents under 310 yards of total offense per game.
- » One of 10 teams (Army, Indiana, Louisiana Tech, Minnesota, Northern Illinois, Ohio State, Penn State, Tennessee, Texas) to have a top-35 passing defense (175.7 ypg, 8th) and rushing defense (126.08 ypg, 35th).
- » Oregon's 92.3 PFF defensive grade is the eighth-best in the nation and ranks fourth among teams in the College Football Playoff.

YOU SHALL NOT PASS

The Ducks have dominated on both sides of the passing game once again this season. While the offense is averaging 278.0 yards per game through the air and ranks second the nation with a 73.2 completion percentage, the defense has been one of the most dominant units in the country, limiting opposing QBs to just a 55.1 percent completion rate and 175.7 yards per game. Completions have not come easy for UO opponents, as the Ducks are tied for third in the nation in passes broken up (62), rank sixth nationally in passes defended (74) and are tied for fifth in the Big Ten with 12 interceptions.

- » 13 PBUs against Boise State were the program's most since Oct. 6, 2011, vs. California.
- » Nabbed two interceptions in the Big Ten Championship Game against Penn State.
- » Multiple interceptions in five games this season, also picking off a pair of passes against Idaho, UCLA, Illinois, and Maryland.
- » The Ducks' PFF pass coverage grade of 91.3 ranks sixth nationally and is second in the Big Ten.
- » **TYSHEEM JOHNSON** leads the Ducks with a three interceptions after snagging his third of the season against Maryland.
- » UO has kept nine opponents under 200 passing yards and 11 opponents under 210, holding both Purdue (93) and Wisconsin (96) to less than 100 yards through the air.

BEHIND ENEMY LINES

The Ducks have been a nuisance for opposing quarterbacks all season long, making a habit of living in the backfield. The UO front has tallied at least one sack in every game this season and multiple sacks in eight contests, highlighted by 10.0 in the regular season finale against Washington which tied the UO single-game program record and matched the highest total by an FBS team during the 2024 season. Prior to that game, the Ducks had not recorded double-digit sacks in a game since getting to the Stanford quarterback 10 times on Oct. 23, 2004. The Ducks also tallied 16.0 TFLs against the Huskies, the most in a single game since at least the 2003 season. Heading into the College Football Playoff, the Ducks lead the Big Ten and are tied for seventh nationally with 40.0 sacks, just 5.0 shy of the program record set by the 2011 squad.

- » 16 TFLs against Purdue were a season high and the Ducks' most since tallying 11 against Stanford on Sept. 30, 2023.
- » Tallied 4+ sacks five times (Washington - 10, Michigan State - 5, Illinois - 4, UCLA - 4, Idaho - 4).
- » 33.0 sacks against conference opponents is the highest mark in the Big Ten and ranks third nationally.
- » Oregon has tallied 16 TFLs and 6.0 sacks against teams ranked in the AP poll; 81 total TFLs on the season ranks fourth in the Big Ten.
- » The Ducks have tallied four or more TFLs in nine of 12 games, including seven of nine Big Ten contests; tallied at least six TFLs in five of the last seven games.

SEE BALL, GET BALL

The Ducks have forced 17 turnovers this season after nabbing 19 takeaways a season ago, and those key turnovers have been a major factor in Oregon clinching the No. 1-seed in the College Football Playoff. UO has forced 13 turnovers in its last eight games, including a season-high three in the win over Maryland. The Ducks are tied for fifth in the Big Ten with 11 forced fumbles and 12 interceptions. UO picked off a pair of passes in the Big Ten Championship Game against Penn State, including a stellar over-the-shoulder grab by **NIKKO REED** late in the fourth quarter to secure Oregon's fifth-ever conference title game win. When the Oregon defense is on the field, you can count on one thing: they are coming for the ball.

- » Forced at least one turnover in 10 of the last 11 games and multiple turnovers in seven of those contests.
- » Won the turnover battle seven times this season.
- » Eight different Ducks have tallied interceptions this season, while **TYSHEEM JOHNSON** leads the team and is tied for fifth in the Big Ten with three of his own.
- » **BRANDON JOHNSON** owns the lone defensive touchdown for Oregon this season, a 62 yard scoop-and-score against Maryland.
- » Taking the ball away isn't UO's only strength - the Ducks have stopped opponents on fourth down tries 13 times and sport the 31st-lowest opponent conversion percentage in the country (45.8%, 11-of-24).

SUPER BASSA

Originally recruited as a safety, **JEFFREY BASSA** has become the leader of the Oregon defense at inside linebacker. The senior is coming off a career season in which he totaled 72 tackles, 3.5 tackles for loss and an interception - a crucial 45-yard pick-six to seal the comeback win against Texas Tech - en route to an All-Pac-12 second team nod. Bassa was named the Vrbo Fiesta Bowl Defensive MVP after tallying nine tackles, including a tackle for loss, and two quarterback hurries against Liberty.

- » Has recorded 49 tackles, 2.5 TFLs, 1.5 sacks, two PBUs, two forced fumbles, two PBUs and three QB hurries during his senior campaign.
- » Tallied three tackles and a QB hurry in the Big Ten Championship against Penn State.
- » Made eight tackles and added a pass breakup in the win over Boise State; recorded eight tackles again at Wisconsin.
- » Forced a fumble and added four tackles in the shutout win at Purdue; added another forced fumble vs. Illinois.

GAME CAPTAINS

Game	Captains
IDAHO	Burch, Conerly Jr., Whittington
BOISE STATE	Boettcher, Harmon, Tez Johnson, Sadiq
at Oregon State	Boettcher, Herbert, Sappington, Tuioti
at UCLA	Cornelius, Ferguson, Reed, Ware-Hudson
MICHIGAN STATE	Harper, Harmon, Ty. Johnson, Laloulu
OHIO STATE	Bassa, Caldwell, Ferguson, Gabriel
at Purdue	R. James, Muhammad, Strother, Uiagalelei
ILLINOIS	Harper, Manning, Tuioti, Whittington
at Michigan	Cornelius, Harmon, Ty. Johnson, D. Moore
MARYLAND	Ferguson, J. James, Savage, Uiagalelei
at Wisconsin	Bryant Jr., Caldwell, Jackson, Strother
WASHINGTON	Boettcher, Herbert, Tez Johnson, Manning
vs. Penn State	Bassa, Ferguson, Gabriel, Ty. Johnson
vs. Ohio State	

NUMBERS TO KNOW

10	The Ducks' 10 sacks against Washington tied for the most in a game in program history and the most by an FBS team in 2024.
Oregon's 16 tackles for loss against Washington were the most by a UO defense in a single game since at least 2003.	16
62	The Ducks lead the Big Ten and rank third nationally with 62 PBUs on the season, led by a season-best 13 against Boise State.
Oregon's 35-0 shutout against Purdue was UO's largest shutout road win since beating West Virginia, 35-0, on Oct. 5, 1969.	1969



DL **DERRICK HARMON** tallied the only sack for the Oregon defense in the Big Ten Championship Game, bringing his season total to a career-best 4.0. Harmon also leads all interior defensive linemen nationally with 52 pressures.



DEFENSIVE NOTES

MEN ON THE EDGE

A big part of Oregon's relentless pass rush has come from bringing pressure off the edge. Along with MATAYO UIAGALELEI, JORDAN BURCH and TEITUM TUIOTI have lived in the backfield this season, proving that they are some of the nation's most disruptive edge rushers. Burch and Tuioti have combined for 84 tackles, 64 total pressures, 14.0 sacks and 17.5 TFLs this season and are a major reason the Ducks are tied for the fifth-best PFF pass rush grade (89.0) in the country.

- » Burch led the Ducks with 2.5 sacks against Washington while Tuioti added 1.5; Four of their seven combined tackles were TFLs.
» Burch did a bit of everything against Maryland, tallying three tackles, a sack, a forced fumble and a pair of PBUs to go along with a 36 yard rush on his first career carry.
» Tuioti made a career-high seven tackles with 2.0 TFLs and a sack at Oregon State; added another seven stops against MSU.
» Burch was named the Big Ten Defensive Player of the Week, the Reese's Senior Bowl Co-Defensive Player of the Week and the Shrine Bowl Breakout Defensive Player of the Week after tallying 2.5 sacks and a fumble recovery against Michigan State.
» Tuioti led the Ducks with six tackles and a sack against Purdue; he ranks fourth on the Ducks in tackles (54) and third in sacks (5.5).

TRANSFERS MAKE BIG IMPACT IN SECONDARY...

The Ducks boast one of the nation's strongest secondaries, thanks in part to three newcomers - JABBAR MUHAMMAD (Washington), BRANDON JOHNSON (Duke) and KOBE SAVAGE (Kansas State) - who have made their presence felt all season long. The trio has combined for 140 tackles, including 7.5 TFL, 17 PBUs and an interception to lead a veteran secondary full of FBS experience. The three new Ducks are shutting down opposing passing games, leading the UO secondary as it holds opponents to just 175.7 yards per game through the air while ranking tied for third among FBS teams in PBUs (62) and sixth in passes defended (74).

- » Muhammad broke up a pair of passes in the Big Ten title game; he is tied for the Big Ten lead and 14th nationally with 11 PBUs.
» Savage led the UO defense in stops in back-to-back weeks after making nine tackles against Maryland and seven at Michigan.
» Johnson made a season-high eight tackles, including 1.5 TFLs, to go along with a PBU against Boise State while Muhammad added a season-high six stops, 0.5 TFL, and three PBUs against the Broncos.
» Johnson recovered the fourth fumble of his career and first as a Duck, returning it 63 yards for his second-ever touchdown against Maryland.

...AND ALSO IN THE TRENCHES

Oregon pursued more than just defensive backs in the portal, as the Ducks signed DERRICK HARMON (Michigan State) and JAMAREE CALDWELL (Houston) to bolster the interior on the defensive line. The big men in the middle have made an impact all season long on the UO defensive front, both in stopping the ground game and disrupting opposing QBs. The duo has combined for 70 tackles, 71 total pressures, 13.0 TFLs and three forced fumbles in 13 games in green and yellow.

- » Harmon was named the Reese's Senior Bowl Co-Defensive Player of the Week after recording three tackles, a forced fumble, and fumble recovery in the win over Ohio State; JORDAN BURCH earned the same honor the week prior.
» Harmon leads all interior defensive linemen with 52 total pressures, nine more than anyone else, and is tied for 11th nationally.
» Against Wisconsin, Caldwell swatted a pass at the line that fell into the hands of MATAYO UIAGALELEI for the game-sealing interception.
» Harmon recorded the Ducks' lone sack in the Big Ten Championship Game vs. Penn State, his career-high fourth of the season.
» Caldwell forced a fumble - his first as a Duck - at the goal line on the opening drive against Michigan State.
» Harmon's 86.7 pass rush grade is the fifth highest among FBS interior defensive linemen.
» In his first game in Autzen Stadium, Harmon led the team in tackles (5) and tackles for loss (2.0), adding 1.5 sacks for 10 yards.

SHOW UP, SHUT OUT

After the Ducks beat Ohio State for one of the biggest regular-season wins in program history, Oregon traveled to Purdue for its first road test against a traditional Big Ten opponent. The Oregon defense was dominant from start to finish, ensuring the Boilermakers would not continue their tradition of taking down highly-ranked teams on their home turf. The Ducks lived in the backfield in West Lafayette, tallying three sacks and a season-high 10 TFLs as UO held the Boilermakers to 301 yards of total offense for its first shutout since Sept. 22, 2012, against Arizona and first road shutout since Nov. 21, 1992, at Oregon State. The win was also Oregon's largest shutout victory on the road since beating West Virginia, 35-0, on Oct. 5, 1963.

- » Limited Purdue to just 9-of-19 passing for 93 yards a week after the Boilermakers threw for 297 yards and three TDs vs. Illinois.
» Held Purdue to 3-of-12 on third down and stopped them on all three fourth-down tries.
» Forced a pair of fumbles, recovering one, before KAM ALEXANDER intercepted his first pass as a Duck in the endzone on Purdue's final possession to secure the shutout.

RUNNING LANES CLOSED

The Ducks' defense has been stout in more than just the passing game this season, allowing only 126.08 rushing yards per game and showing the patented Big Ten physicality down in the trenches. Oregon has held five opponents under 100 yards, including limiting Washington to just 43 in the regular season finale at Autzen Stadium. The Ducks gave up just 105.1 yards per game on the ground against conference foes in the regular season, the 13th-lowest mark among FBS teams and the fourth lowest in Big Ten.

- » Limited Ohio State's rushing attack, which averaged 222.2 yards entering Week 7, to a then-season-low 141 yards.
» Conference opponents have only found the end zone on rushing plays eight times this season, tied for the 16th-best mark nationally.
» Limited Washington to just 1.2 yards per carry; 43 rushing yards were fewest allowed by Oregon since limiting Colorado to 40 last season.
» The Ducks' 83.4 PFF run defense grade is the eighth best in the Big Ten.

DEFENSIVE RANKINGS

TEAM

Table with 4 columns: Category, Stat, BIG, FBS. Rows include Passes Broken Up, Opponent Passer Rating, Sacks, Passes Defended, Opponent Completion %, Passing Yards Per Game, Yards Per Pass Attempt, 3rd Down Conversion %, Sack Yards, Tackles for Loss, Passing Touchdowns Allowed, Yards Per Game, Yards Per Play, Forced Fumbles, Interceptions, Points Per Game, Touchdowns Allowed, First Downs Per Game, 10+ Yard Plays Allowed, Rushing Yards Per Game.

INDIVIDUAL

Table for #0 DB TYSHEEM JOHNSON with columns: Category, Stat, BIG, FBS. Row: Interceptions (3, T-6, T-49).

Table for #1 DE JORDAN BURCH with columns: Category, Stat, BIG, FBS. Rows: Sacks (8.5, T-4, T-20), Tackles for Loss (11.0, T-9, T-69).

Table for #7 DB JABBAR MUHAMMAD with columns: Category, Stat, BIG, FBS. Rows: Passes Broken Up (11, T-1, T-14), Passes Defended (11, T-5, T-44).

Table for #10 OLB MATAYO UIAGALELEI with columns: Category, Stat, BIG, FBS. Rows: Sacks (10.5, 2, T-9), Tackles for Loss (12.5, T-6, T-45).

Table for #28 ILB BRYCE BOETTCHER with columns: Category, Stat, BIG, FBS. Row: Tackles (87, 9, T-90).

Table for #55 DL DERRICK HARMON with columns: Category, Stat, BIG, FBS. Row: QB Pressures (52, 2, 11).



DB NIKKO REED brought in his second interception of the season on Penn State's final drive in the Big Ten Championship, securing the Ducks' first Big Ten Title.

CAREER DEFENSIVE STATS

TACKLES (Players with 10+ career tackles listed)

Player	'18	'19	'20	'21	'22	'23	'24	Career
Tysheem Johnson	--	--	--	47	78	70	64	259
Jeffrey Bassa	--	--	--	48	62	72	49	231
Kobe Savage	--	--	--	--	58	57	61	176
Brandon Johnson	--	--	--	17	55	56	43	171
Jordan Burch	--	--	19	26	60	34	30	169
Jabbar Muhammad	--	--	1	23	48	46	36	154
Jestin Jacobs	--	--	4	53	6	32	29	124
Bryce Boettcher	--	--	--	--	2	37	87	126
Derrick Harmon	--	--	--	1	30	40	42	113
Nikko Reed	--	--	--	9	42	25	34	110
Kam Alexander	--	4	16	18	14	34	4	90
Teitum Tuioti	--	--	--	--	--	30	54	84
Dontae Manning	--	--	0	17	20	25	17	79
Connor Soelle	--	0	5	16	30	19	9	79
Keyon Ware-Hudson	--	3	8	14	21	21	10	77
Jamaree Caldwell	--	--	--	--	12	27	28	67
Devon Jackson	--	--	--	--	1	17	46	64
Matayo Uiagalelei	--	--	--	--	--	18	37	55
Jahlil Florence	--	--	--	--	8	27	--	35
Daylen Austin	--	--	--	--	--	3	10	13
Al'Mauri Washington	--	--	--	--	--	2	10	12

GAMES WITH 7+ TACKLES

Player	'18	'19	'20	'21	'22	'23	'24	Career
Tysheem Johnson	--	--	--	2	4	3	4	13
Jeffrey Bassa	--	--	--	2	2	4	2	10
Kobe Savage	--	--	--	--	3	3	4	10
Bryce Boettcher	--	--	--	--	0	0	8	8
Brandon Johnson	--	--	--	0	1	3	2	6
Jabbar Muhammad	--	--	0	1	2	2	0	5
Jordan Burch	--	--	0	0	3	0	1	4
Jestin Jacobs	--	--	0	2	0	1	0	3
Teitum Tuioti	--	--	--	--	--	0	3	3
Devon Jackson	--	--	--	--	0	0	2	2
Jahlil Florence	--	--	--	--	0	1	--	1
Derrick Harmon	--	--	--	0	1	0	0	1
Nikko Reed	--	--	--	0	1	0	0	1

GAMES WITH 10+ TACKLES

Player	'18	'19	'20	'21	'22	'23	'24	Career
Tysheem Johnson	--	--	--	0	3	0	1	4
Bryce Boettcher	--	--	--	--	0	0	3	3
Jeffrey Bassa	--	--	--	0	1	1	0	2
Jordan Burch	--	--	0	0	1	0	0	1
Kobe Savage	--	--	--	--	1	0	0	1

GAMES AS TEAM LEADER IN TACKLES (Ties included)

Player	'18	'19	'20	'21	'22	'23	'24	Career
Kobe Savage	--	--	--	--	3	2	3	8
Bryce Boettcher	--	--	--	--	0	1	6	7
Tysheem Johnson	--	--	--	1	2	1	3	7
Jeffrey Bassa	--	--	--	1	1	2	0	4
Connor Soelle	--	0	0	0	0	2	0	2
Teitum Tuioti	--	--	--	--	--	0	2	2
Kam Alexander	--	0	0	0	0	1	0	1
Jordan Burch	--	--	0	0	1	0	0	1
Jahlil Florence	--	--	--	--	0	1	--	1
Derrick Harmon	--	--	--	0	0	0	1	1
Brandon Johnson	--	--	--	0	1	0	0	1
Jabbar Muhammad	--	--	0	0	0	1	0	1
Nikko Reed	--	--	--	0	0	0	1	1

SACKS

Player	'18	'19	'20	'21	'22	'23	'24	Career
Jordan Burch	--	--	0.0	1.0	3.5	3.0	8.5	16.0
Matayo Uiagalelei	--	--	--	--	--	2.0	10.5	12.5
Jamaree Caldwell	--	--	--	--	2.0	6.5	0.0	8.5
Derrick Harmon	--	--	--	0.0	2.0	1.5	5.0	8.5
Brandon Johnson	--	--	--	0.0	5.5	2.0	0.5	8.0
Teitum Tuioti	--	--	--	--	--	2.0	5.5	7.5
Jeffrey Bassa	--	--	--	1.0	2.0	0.0	1.5	4.5
Keyon Ware-Hudson	--	1.0	0.0	0.5	0.5	1.0	1.0	4.0
Bryce Boettcher	--	--	--	--	0.0	1.0	2.0	3.0
Jestin Jacobs	--	--	0.0	0.0	0.0	1.0	1.5	2.5
Jabbar Muhammad	--	--	0.0	0.5	0.0	2.0	0.0	2.5
Tysheem Johnson	--	--	--	0.0	1.0	1.0	0.0	2.0
Nikko Reed	--	--	--	0.0	1.0	1.0	0.0	2.0
Devon Jackson	--	--	--	--	0.0	0.0	1.5	1.5
Blake Purchase	--	--	--	--	--	1.0	0.5	1.5
Kam Alexander	--	0.0	0.0	0.0	0.0	1.0	0.0	1.0
Jahlil Florence	--	--	--	--	0.0	1.0	--	1.0
Terrance Green	--	--	--	--	--	RS	1.0	1.0
Jerry Mixon	--	--	--	--	--	1.0	0.0	1.0
Ashton Porter	--	--	--	--	--	RS	0.5	0.5

GAMES WITH A SACK (Half-sack included)

Player	'18	'19	'20	'21	'22	'23	'24	Career
Jordan Burch	--	--	--	1	3	2	6	12
Matayo Uiagalelei	--	--	--	--	--	2	9	11
Derrick Harmon	--	--	--	0	3	2	5	10
Jamaree Caldwell	--	--	--	--	2	5	0	7
Brandon Johnson	--	--	--	0	4	2	1	7
Teitum Tuioti	--	--	--	--	--	2	5	7
Jeffrey Bassa	--	--	--	1	2	0	2	5
Keyon Ware-Hudson	--	1	0	1	1	1	1	5
Bryce Boettcher	--	--	--	--	0	1	2	3
Jestin Jacobs	--	--	0	0	0	1	2	3
Jabbar Muhammad	--	--	0	1	0	2	0	3
Devon Jackson	--	--	--	--	0	0	2	2
Tysheem Johnson	--	--	--	0	1	1	0	2
Blake Purchase	--	--	--	--	--	1	1	2
Nikko Reed	--	--	--	0	1	1	0	2
Kam Alexander	--	0	0	0	0	1	0	1
Jahlil Florence	--	--	--	--	0	1	--	1
Terrance Green	--	--	--	--	--	RS	1	1
Jerry Mixon	--	--	--	--	--	1	0	1
Ashton Porter	--	--	--	--	--	RS	1	1

GAMES WITH MULTIPLE SACKS (1.5 sacks or more)

Player	'18	'19	'20	'21	'22	'23	'24	Career
Jordan Burch	--	--	0	0	1	1	2	4
Jamaree Caldwell	--	--	--	--	1	2	0	3
Brandon Johnson	--	--	--	0	0	2	0	2
Matayo Uiagalelei	--	--	--	--	--	0	2	2
Derrick Harmon	--	--	--	0	0	0	1	1
Teitum Tuioti	--	--	--	--	--	0	1	1



CAREER DEFENSIVE STATS

TACKLES FOR LOSS

Player	'18	'19	'20	'21	'22	'23	'24	Career
Jordan Burch	--	--	2.5	2.5	7.5	7.5	11.0	31.0
Brandon Johnson	--	--	--	0.0	7.5	8.5	4.5	20.5
Jamaree Caldwell	--	--	--	--	3.5	8.5	4.5	16.5
Matayo Uiagalelei	--	--	--	--	--	3.0	12.5	15.5
Derrick Harmon	--	--	--	0.0	3.0	3.5	8.5	15.0
Tysheem Johnson	--	--	--	4.0	4.0	4.5	2.5	15.0
Jeffrey Bassa	--	--	--	3.5	4.0	3.5	3.0	14.0
Bryce Boettcher	--	--	--	--	0.0	2.5	8.0	10.5
Teitum Tuioti	--	--	--	--	--	4.0	6.5	10.5
Keyon Ware-Hudson	--	1.0	0.5	3.0	3.5	1.0	1.0	10.0
Kobe Savage	--	--	--	--	3.0	3.5	2.5	9.0
Kam Alexander	--	0.0	1.5	4.0	0.5	2.0	0.0	8.0
Nikko Reed	--	--	--	1.5	2.5	2.0	2.0	8.0
Jabbar Muhammad	--	--	0.0	0.5	0.5	5.0	0.5	6.5
Jestin Jacobs	--	--	0.0	0.5	1.0	1.0	3.5	6.0
Devon Jackson	--	--	--	--	RS	1.5	3.0	4.5
Jahlil Florence	--	--	--	--	1.0	2.0	--	3.0
Blake Purchase	--	--	--	--	--	2.0	0.5	2.5
Terrance Green	--	--	--	--	--	RS	2.0	2.0
Connor Soelle	--	0.0	0.0	1.0	1.0	0.0	0.0	2.0
Daylen Austin	--	--	--	--	--	0.0	1.5	1.5
Dontae Manning	--	--	0.0	1.0	0.0	0.0	0.5	1.5
A'Mauri Washington	--	--	--	--	--	0.0	1.5	1.5
Jerry Mixon	--	--	--	--	--	1.0	0.0	1.0
Rodney Pleasant	--	--	--	--	--	0.0	0.5	0.5
Ashton Porter	--	--	--	--	--	RS	0.5	0.5

GAMES WITH A TACKLE FOR LOSS (0.5 TFLs or more)

Player	'18	'19	'20	'21	'22	'23	'24	Career
Jordan Burch	--	--	3	2	7	6	7	24
Tysheem Johnson	--	--	--	4	5	6	3	18
Brandon Johnson	--	--	--	0	5	7	5	16
Jeffrey Bassa	--	--	--	3	4	4	4	15
Derrick Harmon	--	--	--	0	4	4	7	15
Jamaree Caldwell	--	--	--	--	4	6	4	14
Keyon Ware-Hudson	--	1	1	3	5	1	1	12
Matayo Uiagalelei	--	--	--	--	--	2	9	11
Bryce Boettcher	--	--	--	--	0	3	7	10
Kobe Savage	--	--	--	--	3	4	3	10
Teitum Tuioti	--	--	--	--	--	4	6	10
Nikko Reed	--	--	--	2	3	1	2	8
Jestin Jacobs	--	--	0	1	1	1	5	8
Kam Alexander	--	0	2	3	1	1	0	7
Jabbar Muhammad	--	--	0	1	1	4	1	7
Devon Jackson	--	--	--	--	RS	1	3	4
Jahlil Florence	--	--	--	--	1	2	--	3
Blake Purchase	--	--	--	--	--	2	1	3
Connor Soelle	--	0	0	1	2	0	0	3
Daylen Austin	--	--	--	--	--	0	2	2
Terrance Green	--	--	--	--	--	RS	2	2
Dontae Manning	--	--	0	1	0	0	1	2
A'Mauri Washington	--	--	--	--	--	0	2	2
Jerry Mixon	--	--	--	--	--	1	0	1
Rodney Pleasant	--	--	--	--	--	0.0	1	1
Ashton Porter	--	--	--	--	--	RS	1	1

GAMES WITH MULTIPLE TACKLES FOR LOSS (1.5 TFLs or more)

Player	'18	'19	'20	'21	'22	'23	'24	Career
Jordan Burch	--	--	0	1	2	2	4	9
Brandon Johnson	--	--	--	0	3	3	1	7
Matayo Uiagalelei	--	--	--	--	--	1	4	5
Jamaree Caldwell	--	--	--	--	1	2	1	4
Jeffrey Bassa	--	--	--	2	0	0	0	2
Bryce Boettcher	--	--	--	--	0	0	2	2
Devin Jackson	--	--	--	--	RS	1	1	2
Derrick Harmon	--	--	--	0	0	0	2	2
Teitum Tuioti	--	--	--	--	--	0	2	2
Kam Alexander	--	0	0	1	0	0	0	1
Jabbar Muhammad	--	--	0	0	0	1	0	1
Nikko Reed	--	--	--	0	0	1	0	1

INTERCEPTIONS

Player	'18	'19	'20	'21	'22	'23	'24	Career
Kam Alexander	--	0	0	2	1	2	1	6
Tysheem Johnson	--	--	--	1	0	2	3	6
Kobe Savage	--	--	--	--	3	3	0	6
Nikko Reed	--	--	--	1	2	0	2	5
Jabbar Muhammad	--	--	0	0	1	3	0	4
Jeffrey Bassa	--	--	--	0	2	1	0	3
Brandon Johnson	--	--	--	0	2	0	1	3
Jahlil Florence	--	--	--	--	1	1	--	2
Jestin Jacobs	--	--	0	1	0	0	1	2
Dontae Manning	--	--	0	0	0	1	1	2
Bryce Boettcher	--	--	--	--	0	0	1	1
Jordan Burch	--	--	0	1	0	0	0	1
Sione Laulea	--	--	--	--	--	--	1	1
Matayo Uiagalelei	--	--	--	--	--	0	1	1

GAMES WITH AN INTERCEPTION

Player	'18	'19	'20	'21	'22	'23	'24	Career
Kam Alexander	--	0	0	2	1	2	1	6
Tysheem Johnson	--	--	--	1	0	1	3	5
Nikko Reed	--	--	--	1	2	0	2	5
Kobe Savage	--	--	--	--	3	2	0	5
Jeffrey Bassa	--	--	--	0	2	1	0	3
Brandon Johnson	--	--	--	0	2	0	1	3
Jabbar Muhammad	--	--	0	0	1	2	0	3
Jahlil Florence	--	--	--	--	1	1	--	2
Jestin Jacobs	--	--	0	1	0	0	1	2
Dontae Manning	--	--	0	0	0	1	1	2
Jordan Burch	--	--	0	1	0	0	0	1
Sione Laulea	--	--	--	--	--	--	1	1
Matayo Uiagalelei	--	--	--	--	--	0	1	1

GAMES WITH MULTIPLE INTERCEPTIONS

Player	'18	'19	'20	'21	'22	'23	'24	Career
Tysheem Johnson	--	--	--	0	0	1	0	1
Jabbar Muhammad	--	--	0	0	0	1	0	1
Kobe Savage	--	--	--	--	0	1	0	1

SPECIAL TEAMS NOTES



On Sept. 7 vs. Boise State, the Ducks returned both a punt and a kickoff for touchdowns in the same game for the first time since Oct. 20, 2001, vs. Stanford. **TEZ JOHNSON** took a punt 85 yards to the house, and **NOAH WHITTINGTON** had a 100-yard kickoff return that resulted in a touchdown by **JAYDEN LIMAR** after a fumble recovery.

SPECIAL WIN

Special teams took center stage in Oregon's dramatic 37-34 win over Boise State in Week 2. Two of UO's five touchdowns came in the return game, starting with an electric 85-yard punt return for a score by **TEZ JOHNSON** to put Oregon up 27-20 late in the third quarter. After Boise State scored twice to go ahead in the fourth quarter, 34-27, the Ducks pulled even on a 100-yard kickoff return by **NOAH WHITTINGTON** that resulted in a touchdown by **JAYDEN LIMAR** after a fumble recovery. Kicker **ATTICUS SAPPINGTON** provided the final dramatics with a game-winning, 25-yard field goal as time expired.

- » Johnson's punt return touchdown earned him Big Ten Special Teams Player of the Week honors.
- » First punt return TD since **UGO AMADI** ran one back 56 yards vs. UCLA on Nov. 3, 2018.
- » First kickoff return TD since a 98-yard return by **MYKAEL WRIGHT** vs. Oregon State on Nov. 30, 2019.
- » First time since Oct. 20, 2001, vs. Stanford that UO had a punt return and kickoff return TD in the same game.
- » First time since Sept. 28, 2013, vs. California that Oregon had two special team TDs in a game (both punt return TDs).
- » First game-winning field goal since **CAMDEN LEWIS** vs. Washington State on Oct. 26, 2019.

AUTOMATTICUS

The Ducks had big shoes to fill at kicker after the graduation of **CAMDEN LEWIS**, who left UO as the program's all-time leader in points scored. Oregon State transfer **ATTICUS SAPPINGTON** has been a solid addition for the Ducks, making 14-of-16 field goals through 13 games as a Duck. A Portland native, Sappington was named the Big Ten Special Teams Player of the Week following his game-winning field goal against Boise State in Week 2, and he earned the honor once again after matching his career high with three field goals in Oregon's win at Wisconsin on Nov. 16. Sappington's final make against the Badgers served as the game winner, a 24-yarder with 2:36 left to put UO up 16-13. Sappington has also handled the majority of kickoff duties this season, recording 56 touchbacks on 75 attempts. In 2023 with the Beavers, Sappington led the Pac-12 and ranked fifth nationally in field goal percentage (92.86) while making 13-of-14 attempts.

BOYLE PROVING TO BE A DIFFERENCE MAKER

Senior kicker **ANDREW BOYLE** has made an immediate impact after returning to the field for the first time since 2022. On Oct. 4 vs. Michigan State, Boyle drilled his first career field goal attempt from 50 yards out vs. the Spartans, becoming the first Duck to make a 50-plus yard field goal since Matt Evensen's 52-yarder at Arizona State on Oct. 25, 2008. It was the eighth-longest field goal in Autzen Stadium by a Duck, and longest since Jason Siegel's 52-yarder vs. Portland State on Sept. 21, 2002. Boyle also helped change the game on Oct. 12 vs. No. 2 Ohio State, perfectly executing an onside kick in the second quarter that was hit directly at a Buckeye player. It was the second onside kick pulled off by Boyle as a Duck; he also executed and recovered an onside kick against UCLA on Oct. 22, 2022. On Oct. 26 vs. Illinois, Boyle made a 44-yard field goal.

PROLIFIC PUNTING

Now in his second season as Oregon's starter, **ROSS JAMES** has established himself as one of the top punters in the nation. James was an elite weapon for the Ducks in 2023, setting the UO single-season record with an average of 48.41 yards per game. James hasn't missed a beat in 2024, owning a solid 46.5 punt average on 33 attempts. In Week 2 vs. Boise State, James punted a career-high seven times for an average of 49.14 yards, headlined by a career-long 69-yard boot that tied for the sixth-longest in Oregon single-game history.

- » Ten punts of 50-plus yards this season with seven punts pinned inside the opponent's 20-yard line.
- » Had a 63-yard punt on Nov. 2 at Michigan, his second punt of 60-plus yards this season.
- » In season opener vs. Idaho, punted three times for an average of 50.67 yards with two 50-plus yard punts.
- » In 2023, became third Duck ever and first since 2011 to average at least 45.0 yards per punt with at least 25 attempts.
- » Punted 27 times for 1,306 yards in 2023 with 10 punts of 50-plus yards and two of 60-plus. Pinned opponents inside the 20 11 times.

NUMBERS TO KNOW

26.8 Oregon ranks fifth in the nation in average kickoff return yards (26.8) and is one of 10 teams with a kickoff and punt return for a TD.

On Oct. 4 vs. Michigan State, **ANDREW BOYLE** became the first UO kicker since Oct. 25, 2008, to make a field goal of 50-plus yards. **50**

69 **ROSS JAMES'** career-long 69-yard punt vs. Boise State is tied for the second longest by a Big Ten punter this season.

IN THE RECORD BOOK

SINGLE-SEASON PUNTING AVERAGE

Rk	Avg.	Name (Attempts - Yards)	Year
1.	48.41	Ross James (27 - 1,307)	2023
2.	46.00	Josh Bidwell (51 - 2,346)	1998
3.	45.85	Jackson Rice (48 - 2,201)	2011
4.	44.02	Blake Maimone (61 - 2,685)	2019
5.	43.73	Mike Preacher (49 - 2,143)	1986
6.	43.64	Tom Snee (25 - 1,091)	2020
7.	43.11	Tom Snee (44 - 1,897)	2021
8.	42.98	Mike Preacher (57 - 2,450)	1984
9.	42.79	Len Isberg (39 - 1,669)	1940
10.	42.53	Blake Maimone (45 - 1,914)	2018
	46.48	Ross James (33 - 1,534)	2024

Minimum 25 attempts

CAREER PUNTING AVERAGE

Rk	Avg.	Name (Attempts - Yards)	Years
1.	43.41	Blake Maimone (107 - 4,645)	2015-19
2.	42.69	Mike Preacher (167 - 7,130)	1984-86
3.	42.05	Josh Syria (124 - 5,214)	2007-08
4.	42.02	Jackson Rice (200 - 8,404)	2009-12
5.	41.35	Tom Snee (91 - 3,763)	2018-21
6.	41.17	Kurtis Doerr (127 - 5,228)	1999-00
7.	40.83	Josh Bidwell (229 - 9,350)	1995-98
8.	40.65	Josh Arroyo (139 - 5,650)	2001-02
9.	40.43	Kevin Hicks (153 - 6,186)	1982-83
10.	40.41	Curt Mecham (61 - 2,465)	1941
	46.71	Ross James (68 - 3,176)	2022-Pres.

Minimum 50 attempts



Defensive end **JORDAN BURCH** took a direct snap on a fake punt vs. Maryland and ran 36 yards for a first down to key an eight-play, 85-yard touchdown drive.



GAME-BY-GAME NOTABLES

Opponent	Time	TV	Location	Length	Coin Toss	Defer/Receive	Helmet/Jerseys/Pants	Attendance
IDAHO	4:35 p.m.	BTN	Eugene, Ore.	3:25	Lost	Receive	Green/Green/Green	57,435
BOISE STATE	7:05 p.m.	PEACOCK	Eugene, Ore.	3:54	Lost	Defer	Green/Green/White	58,134
at Oregon State	12:45 p.m.	FOX	Corvallis, Ore.	3:11	Won	Defer	Green/White/Green	38,419
at UCLA	8:02 p.m.	FOX	Pasadena, Calif.	3:13	Lost	Defer	Yellow/White/Yellow	43,051
MICHIGAN STATE	6:05 p.m.	FOX	Eugene, Ore.	3:30	Lost	Defer	Black/Yellow/Yellow	59,802
OHIO STATE	4:36 p.m.	NBC	Eugene, Ore.	3:32	Won	Defer	Black/Black/Black	60,129
at Purdue	5:05 p.m.	FOX	West Lafayette, Ind.	3:16	Won	Receive	Yellow/White/White	57,463
ILLINOIS	12:40 p.m.	CBS	Eugene, Ore.	3:29	Lost	Defer	Black/Yellow/Black	59,830
at Michigan	12:40 p.m.	CBS	Ann Arbor, Mich.	3:12	Won	Defer	Chrome/White/White	110,576
MARYLAND	4:01 p.m.	BTN	Eugene, Ore.	3:33	Lost	Receive	Yellow/Green/Yellow	59,245
at Wisconsin	4:34 p.m.	NBC	Madison, Wisc.	3:24	Lost	Receive	Black/White/Black	76,298
WASHINGTON	4:37 p.m.	NBC	Eugene, Ore.	3:46	Lost	Defer	Chrome/Black/Gray	59,603
vs. Penn State	5:12 p.m.	CBS	Indianapolis, Ind.	3:34	Lost	Defer	Green/Black/Black	67,469
vs. Ohio State	2:00 p.m.	ESPN	Pasadena, Calif.					

GAME-BY-GAME LEADERS

Opponent	Rushes	Rush Yards	Catches	Receiving Yards	Tackles	Tackles-For-Loss	Sacks
IDAHO	15, J. James	95, J. James	12, T. Johnson	87, T. Ferguson	5, Boettcher/Harmon	2.0, Harmon/Uiagalelei	2.0, Uiagalelei
BOISE STATE	17, J. James	102, J. James	5, E. Stewart	112, E. Stewart	9, B. Boettcher	1.5, Burch/Johnson	1.0, J. Burch
at Oregon State	12, J. James	86, J. James	7, T. Johnson	110, T. Johnson	11, B. Boettcher	2.0, T. Tuioti	1.0, Green/Tuioti
at UCLA	20, J. James	103, J. James	11, T. Johnson	121, T. Johnson	6, N. Reed	2.0, J. Burch	1.0, 3 players
MICHIGAN STATE	24, J. James	166, J. James	10, T. Johnson	84, T. Johnson	7, T. Tuioti	2.5, J. Burch	2.5, J. Burch
OHIO STATE	23, J. James	115, J. James	7, Stewart/Johnson	149, E. Stewart	8, Savage/Ty. Johnson	2.0, M. Uiagalelei	1.0, M. Uiagalelei
at Purdue	10, J. James	50, J. James	7, T. Johnson	96, E. Stewart	6, T. Tuioti	2.0, Jackson/Uiagalelei	1.0, 3 players
ILLINOIS	15, J. James	83, J. James	6, T. Johnson	102, T. Johnson	10, Ty. Johnson	1.0, 3 players	1.0, 3 players
at Michigan	23, J. James	117, J. James	6, Holden/Lowe	149, T. Holden	7, Boettcher/Savage	1.5, B. Boettcher	1.0, M. Uiagalelei
MARYLAND	13, N. Whittington	77, N. Whittington	6, Stewart/Ferguson	55, E. Stewart	9, K. Savage	1.0, Burch/Ware-Hudson	1.0, Burch/Ware-Hudson
at Wisconsin	25, J. James	121, J. James	10, E. Stewart	92, E. Stewart	9, B. Boettcher	1.0, 6 players	1.0, Tuioti/Uiagalelei
WASHINGTON	15, J. James	99, J. James	4, Ferguson/James	73, T. Holden	11, B. Boettcher	2.5, J. Burch	2.5, J. Burch
vs. Penn State	20, J. James	87, J. James	11, T. Johnson	181, T. Johnson	9, Ty. Johnson	1.0, Boettcher/Harmon	1.0, D. Harmon
vs. Ohio State							

GAME-BY-GAME OFFENSIVE LINE SNAPS

Player	TOTAL	IDA	BSU	OSU	UCLA	MSU	OHST	PUR	ILL	MICH	MARY	WISC	WASH	PSU	OHST
Iapani Laloulu	897	89	56	60	79	74	70	58	61	74	65	73	63	75	--
Ajani Cornelius	893	89	63	58	79	71	70	58	57	74	63	73	63	75	--
Josh Conerly Jr.	892	89	63	57	79	71	70	58	57	74	63	73	63	75	--
Nishad Strother	764	0	43	60	78	71	70	50	61	74	65	73	63	56	--
Marcus Harper II	646	89	63	59	78	74	68	58	61	62	0	0	0	34	--
Dave Iuli	186	0	0	0	0	0	0	0	0	0	34	40	52	60	--
Charlie Pickard	137	90	27	3	3	1	2	4	6	0	0	1	0	0	--
Kawika Rogers	120	2	0	3	4	4	2	12	6	12	31	33	11	0	--
Gernorris Wilson	41	0	0	4	4	9	0	5	11	0	4	0	1	3	--
George Silva	29	0	0	5	2	4	0	4	9	0	2	0	3	0	--
Lipe Moala	13	0	0	0	2	1	0	4	6	0	0	0	0	0	--
Bailey Jaramillo	4	0	0	0	0	0	0	0	1	0	0	0	3	0	--
Ty Delgado	3	0	0	0	0	0	0	0	0	0	0	0	3	0	--
Kanen Rossi	3	0	0	0	0	0	0	0	0	0	0	0	3	0	--
Holden Whipple	3	0	0	0	0	0	0	0	0	0	0	0	3	0	--
Matthew Bedford	2	0	0	2	0	0	0	0	0	0	0	0	0	0	--
TEAM TOTALS	923	90	63	62	81	75	70	62	67	74	65	73	66	75	



GAME-BY-GAME OFFENSIVE STARTERS

Opponent	LT	LG	C	RG	RT	TE	WR/TE	WR	WR	RB	QB
IDAHO	J. Conerly Jr.	M. Harper II	C. Pickard	I. Laloulu	A. Cornelius	T. Ferguson	T. Holden	E. Stewart	T. Johnson	J. James	D. Gabriel
BOISE STATE	J. Conerly Jr.	M. Harper II	C. Pickard	I. Laloulu	A. Cornelius	T. Ferguson	T. Holden	E. Stewart	T. Johnson	J. James	D. Gabriel
at Oregon State	J. Conerly Jr.	N. Strother	I. Laloulu	M. Harper II	A. Cornelius	T. Ferguson	T. Holden	E. Stewart	T. Johnson	J. James	D. Gabriel
at UCLA	J. Conerly Jr.	N. Strother	I. Laloulu	M. Harper II	A. Cornelius	T. Ferguson	T. Holden	E. Stewart	T. Johnson	J. James	D. Gabriel
MICHIGAN STATE	J. Conerly Jr.	N. Strother	I. Laloulu	M. Harper II	A. Cornelius	T. Ferguson	T. Holden	E. Stewart	T. Johnson	J. James	D. Gabriel
OHIO STATE	J. Conerly Jr.	N. Strother	I. Laloulu	M. Harper II	A. Cornelius	T. Ferguson	T. Holden	E. Stewart	T. Johnson	J. James	D. Gabriel
at Purdue	J. Conerly Jr.	N. Strother	I. Laloulu	M. Harper II	A. Cornelius	P. Herbert	J. Lowe	E. Stewart	T. Johnson	J. James	D. Gabriel
ILLINOIS	J. Conerly Jr.	N. Strother	I. Laloulu	M. Harper II	A. Cornelius	P. Herbert	J. Lowe	E. Stewart	T. Johnson	J. James	D. Gabriel
at Michigan	J. Conerly Jr.	N. Strother	I. Laloulu	M. Harper II	A. Cornelius	P. Herbert	J. Lowe	E. Stewart	T. Johnson	J. James	D. Gabriel
MARYLAND	J. Conerly Jr.	N. Strother	I. Laloulu	D. Iuli	A. Cornelius	T. Ferguson	T. Holden	E. Stewart	J. Lowe	J. James	D. Gabriel
at Wisconsin	J. Conerly Jr.	N. Strother	I. Laloulu	D. Iuli	A. Cornelius	T. Ferguson	P. Herbert	E. Stewart	J. Lowe	J. James	D. Gabriel
Washington	J. Conerly Jr.	N. Strother	I. Laloulu	D. Iuli	A. Cornelius	T. Ferguson	T. Holden	E. Stewart	T. Johnson	J. James	D. Gabriel
vs. Penn State	J. Conerly Jr.	N. Strother	I. Laloulu	D. Iuli	A. Cornelius	T. Ferguson	P. Herbert	T. Holden	T. Johnson	J. James	D. Gabriel
vs. Ohio State											

GAME-BY-GAME DEFENSIVE STARTERS

Opponent	DE	DT	DT	DE/OLB	ILB	ILB	OLB	CB	S	S	CB	STAR
IDAHO	J. Burch	D. Harmon	J. Caldwell	M. Uiagalelei	J. Bassa	B. Boettcher	T. Tuioti	J. Muhammad	K. Savage	T. Turner	D. Manning	--
BOISE STATE	J. Burch	D. Harmon	J. Caldwell	M. Uiagalelei	J. Bassa	--	T. Tuioti	J. Muhammad	K. Savage	Ty. Johnson	N. Reed	B. Johnson
at Oregon State	J. Burch	D. Harmon	J. Caldwell	M. Uiagalelei	J. Jacobs	B. Boettcher	T. Tuioti	J. Muhammad	K. Savage	Ty. Johnson	N. Reed	--
at UCLA	J. Burch	D. Harmon	J. Caldwell	--	D. Jackson	B. Boettcher	T. Tuioti	J. Muhammad	K. Savage	Ty. Johnson	N. Reed	B. Johnson
MICHIGAN STATE	J. Burch	D. Harmon	J. Caldwell	M. Uiagalelei	J. Bassa	B. Boettcher	T. Tuioti	J. Muhammad	K. Savage	Ty. Johnson	N. Reed	--
OHIO STATE	M. Uiagalelei	D. Harmon	J. Caldwell	--	J. Bassa	B. Boettcher	T. Tuioti	J. Muhammad	K. Savage	Ty. Johnson	N. Reed	B. Johnson
at Purdue	M. Uiagalelei	D. Harmon	J. Caldwell	--	J. Bassa	B. Boettcher	T. Tuioti	J. Muhammad	K. Savage	Ty. Johnson	N. Reed	B. Johnson
ILLINOIS	M. Uiagalelei	D. Harmon	J. Caldwell	--	J. Bassa	B. Boettcher	T. Tuioti	J. Muhammad	K. Savage	Ty. Johnson	N. Reed	B. Johnson
at Michigan	M. Uiagalelei	D. Harmon	J. Caldwell	--	J. Bassa	B. Boettcher	T. Tuioti	J. Muhammad	K. Savage	Ty. Johnson	N. Reed	B. Johnson
MARYLAND	J. Burch	D. Harmon	J. Caldwell	--	J. Bassa	B. Boettcher	T. Tuioti	J. Muhammad	K. Savage	Ty. Johnson	N. Reed	B. Johnson
at Wisconsin	M. Uiagalelei	D. Harmon	J. Caldwell	E. Winston	J. Bassa	B. Boettcher	T. Tuioti	J. Muhammad	K. Savage	Ty. Johnson	N. Reed	--
WASHINGTON	J. Burch	D. Harmon	J. Caldwell	M. Uiagalelei	J. Bassa	B. Boettcher	T. Tuioti	J. Muhammad	K. Savage	Ty. Johnson	N. Reed	--
vs. Penn State	J. Burch	D. Harmon	J. Caldwell	--	J. Bassa	B. Boettcher	T. Tuioti	J. Muhammad	K. Savage	Ty. Johnson	N. Reed	B. Johnson
vs. Ohio State												

CAREER STARTS

Offense	2019	2020	2021	2022	2023	2024	ALL	STREAK	Defense	2019	2020	2021	2022	2023	2024	ALL	STREAK
Dillon Gabriel	12	10	3	12	12	13	62	25	Tysheem Johnson	-	-	10	9	14	12	45	12
Ajani Cornelius	-	0	11	11	14	13	49	49	Jabbar Muhammad	0	1	12	15	13	41	41	
Nishad Strother	0	7	10	13	0	11	41	11	Jeffrey Bassa	-	-	7	9	14	11	40	9
Matthew Bedford	8	7	12	1	11	0	39	-	Jordan Burch	-	0	1	13	13	8	35	2
Tez Johnson	-	0	12	2	13	11	38	2	Kobe Savage	-	-	-	10	12	13	35	35
Terrance Ferguson	-	-	8	6	12	10	36	4	Brandon Johnson	-	-	1	13	12	8	34	1
Marcus Harper II	-	RS	0	11	14	9	34	-	Derrick Harmon	-	-	RS	5	10	13	28	19
Josh Conerly Jr.	-	-	-	0	14	13	27	27	Niko Reed	-	-	1	12	2	12	27	12
Evan Stewart	-	-	-	8	7	12	27	-	Jamaree Caldwell	-	-	-	-	10	13	23	23
Gary Bryant Jr.	-	0	7	0	12	0	19	-	Jestin Jacobs	-	1	8	1	5	1	16	-
Traeshon Holden	-	0	0	5	2	9	16	2	Bryce Boettcher	-	-	-	0	2	12	14	11
Iapani Laloulu	-	-	-	-	1	13	14	14	Teitumu Tuioti	-	-	-	-	0	13	13	13
Jordan James	-	-	-	0	0	13	13	13	Matayo Uiagalelei	-	-	-	-	1	10	11	-
Jay Harris	-	-	-	0	10	0	10	-	Kam Alexander	0	0	1	RS	9	0	10	-
Patrick Herbert	RS	-	-	0	4	5	9	1	Jahlil Florence	-	-	-	0	9	-	9	-
Noah Whittington	-	0	7	1	0	0	8	-	Dontae Manning	-	0	1	2	4	1	7	-
Justus Lowe	-	-	-	-	-	5	5	-	Keyon Ware-Hudson	RS	-	3	1	0	0	4	-
Dante Moore	-	-	-	-	5	0	5	-	Connor Soelle	0	0	1	2	0	0	3	-
Dave Iuli	-	-	-	-	0	4	4	4	Devon Jackson	-	-	-	RS	0	1	1	-
Charlie Pickard	-	-	RS	0	0	2	2	-									



HONORS & AWARDS

KAM ALEXANDER, SR., DB

- » Reese's Senior Bowl watch list

JEFFREY BASSA, SR., ILB

- » All-Big Ten Honorable Mention (Coaches & Media)
- » Bronko Nagurski Trophy watch list
- » Butkus Award watch list
- » Lombardi Award watch list
- » Reese's Senior Bowl watch list

LUKE BASSO, JR., LS

- » All-Big Ten First Team (Media)
- » All-Big Ten Second Team (Coaches)

MATTHEW BEDFORD, SR., OL

- » Wuerffel Trophy watch list

BRYCE BOETTCHER, SR., ILB

- » Burlsworth Trophy winner
- » All-Big Ten Second Team (Coaches & Media)
- » Burlsworth Trophy Walk-On of the Week (Week 3)

GARY BRYANT JR., JR., WR

- » Paul Hornung Award watch list

JORDAN BURCH, SR., DE

- » All-Big Ten Third Team (Coaches & Media)
- » Big Ten Defensive Player of the Week (Week 6)
- » Reese's Senior Bowl Co-Defensive Player of the Week (Week 6)
- » Shrine Bowl Breakout Defensive Player of the Week (Week 6)
- » Reese's Senior Bowl watch list

JAMAREE CALDWELL, SR., DL

- » All-Big Ten Honorable Mention (Coaches & Media)
- » Reese's Senior Bowl watch list

JOSH CONERLY JR., JR., OL

- » Associated Press All-America third team
- » All-Big Ten First Team (Coaches & Media)
- » Lombardi Award watch list
- » Reese's Senior Bowl watch list

AJANI CORNELIUS, SR., OL

- » AFCA All-America second team
- » All-Big Ten Second Team (Media)
- » All-Big Ten Third Team (Coaches)
- » Jason Witten College Man of the year Award semifinalist
- » The Sporting News preseason all-America first team
- » Associated Press preseason all-America second team
- » The Athletic preseason all-America second team
- » Walter Camp preseason all-America second team
- » Outland Trophy watch list
- » Lombardi Award watch list
- » Reese's Senior Bowl watch list

TERRANCE FERGUSON, SR., TE

- » All-Big Ten Third Team (Media)
- » John Mackey Award watch list
- » Reese's Senior Bowl watch list

AARON FLOWERS, FR., DB

- » Shaun Alexander Freshman of the Year watch list

DILLON GABRIEL, SR., QB

- » Heisman Trophy finalist (3rd place)
- » FWAA All-America first team
- » The Sporting News All-America second team
- » AFCA All-America second team
- » Walter Camp All-America second team
- » Associated Press All-America third team
- » Big Ten Offensive Player of the Year (Coaches & AP)
- » Big Ten Quarterback of the Year
- » Chicago Tribune Silver Football winner
- » All-Big Ten First Team (Coaches & Media)
- » William V. Campbell Trophy finalist
- » Johnny Unitas Golden Arm Award finalist
- » Maxwell Award finalist
- » Davey O'Brien National Quarterback Award finalist
- » Walter Camp Player of the Year Award semifinalist
- » Big Ten Co-Offensive Player of the Week (Week 7)
- » Golden Arm Award Player of the Week (Week 7, Week 9)
- » Davey O'Brien National Quarterback of the Week (Week 7)
- » Davey O'Brien Award Great 8 (Week 3, Week 7, Week 9)
- » Manning Award Stars of the Week (Week 3, Week 7, Week 11)
- » The Athletic preseason all-America first team
- » ESPN preseason all-America first team
- » Associated Press preseason all-America second team
- » Walter Camp Player of the Year watch list
- » Maxwell Award watch list
- » Johnny Unitas Golden Arm Award watch list
- » Davey O'Brien National Quarterback Award watch list
- » Big Ten Football Preseason Honors List
- » Reese's Senior Bowl watch list

DERRICK HARMON, JR., DL

- » The Sporting News All-America second team
- » FWAA All-America second team
- » Associated Press All-America second team
- » All-Big Ten Second Team (Media)
- » All-Big Ten Third Team (Coaches)
- » Reese's Senior Bowl Co-Defensive Player of the Week (Week 7)
- » Reese's Senior Bowl watch list

MARCUS HARPER II, SR., OL

- » All-Big Ten Third Team (Coaches)
- » All-Big Ten Honorable Mention (Media)

TRAESHON HOLDEN, SR., WR

- » All-Big Ten Honorable Mention (Coaches)
- » Reese's Senior Bowl watch list

JESTIN JACOBS, SR., ILB

- » Reese's Senior Bowl watch list

JORDAN JAMES, JR., RB

- » All-Big Ten Second Team (Coaches & Media)
- » Doak Walker Award watch list
- » Reese's Senior Bowl watch list

ROSS JAMES, JR., P

- » All-Big Ten Honorable Mention (Media)
- » Ray Guy Award Ray's 8 (Week 1)
- » Ray Guy Award watch list

BRANDON JOHNSON, SR., DB

- » All-Big Ten Honorable Mention (Media)

TEZ JOHNSON, SR., WR

- » All-Big Ten Second Team (Coaches & Media)
- » Big Ten Special Teams Player of the Week (Week 2)
- » Big Ten Co-Offensive Player of the Week (Week 5)
- » Maxwell Award watch list
- » Biletnikoff Award watch list
- » Reese's Senior Bowl watch list
- » Big Ten Football Preseason Honors List

TYSHEEM JOHNSON, SR., DB

- » All-Big Ten Honorable Mention (Coaches & Media)
- » Reese's Senior Bowl watch list

IAPANI LALOULU, SO., OL

- » All-Big Ten Honorable Mention (Coaches & Media)
- » Rimington Trophy watch list
- » Polynesian College Football Player of the Year watch list

TOSH LUPOI, DEFENSIVE COORDINATOR

- » Broyles Award semifinalist

JABBAR MUHAMMAD, SR., DB

- » All-Big Ten Second Team (Media)
- » All-Big Ten Honorable Mention (Coaches)
- » The Sporting News preseason all-America second team
- » Bronko Nagurski Trophy watch list
- » Chuck Bednarik Award watch list
- » Paycom Jim Thorpe Award watch list
- » Reese's Senior Bowl watch list

OFFENSIVE LINE

- » Joe Moore Award finalist (nation's top offensive line)

NIKKO REED, SR., DB

- » All-Big Ten Honorable Mention (Coaches & Media)

ATTICUS SAPPINGTON, JR., K

- » All-Big Ten Honorable Mention (Coaches)
- » Big Ten Special Teams Player of the Week (Week 3, Week 12)

EVAN STEWART, JR., WR

- » All-Big Ten Honorable Mention (Coaches)
- » Earl Campbell Tyler Rose Award watch list
- » Reese's Senior Bowl watch list

TEITUM TUIOTI, SO., OLB

- » All-Big Ten Honorable Mention (Coaches & Media)
- » Polynesian College Football Player of the Year watch list

MATAYO UIGALELEI, SO., OLB

- » All-Big Ten First Team (Media)
- » All-Big Ten Second Team (Coaches)
- » Big Ten Co-Defensive Player of the Week (Week 12)
- » Polynesian College Football Player of the Year watch list

NOAH WHITTINGTON, R-JR., RB

- » Doak Walker Award watch list
- » Reese's Senior Bowl watch list



CFP RANKINGS

Week 16
Bold denotes Oregon and/or its 2024 opponents

Rank	Team	Record
1.	OREGON	13-0
2.	Georgia	11-2
3.	Texas	11-2
4.	Penn State	11-2
5.	Notre Dame	11-1
6.	Ohio State	10-2
7.	Tennessee	10-2
8.	Indiana	11-1
9.	Boise State	12-1
10.	SMU	11-2
11.	Alabama	9-3
12.	Arizona State	11-2
13.	Miami	10-2
14.	Ole Miss	9-3
15.	South Carolina	9-3
16.	Clemson	10-3
17.	BYU	10-2
18.	Iowa State	10-3
19.	Missouri	9-3
20.	Illinois	9-3
21.	Syracuse	9-3
22.	Army	11-1
23.	Colorado	9-3
24.	UNLV	10-3
25.	Memphis	10-2

AFCA COACHES POLL

Week 16
Bold denotes Oregon and/or its 2024 opponents

Rank	Team	Record
1.	OREGON (54)	13-0
2.	Georgia	11-2
3.	Notre Dame	11-1
4.	Texas	11-2
5.	Penn State	11-2
6.	Tennessee	10-2
7.	Ohio State	10-2
8.	Boise State	12-1
9.	Indiana	11-1
10.	Arizona State	11-2
11.	Alabama	9-3
12.	SMU	11-2
13.	Clemson	10-3
14.	South Carolina	9-3
15.	Ole Miss	9-3
16.	Miami (Fla.)	10-2
17.	BYU	10-2
18.	Army	11-1
19.	Iowa State	10-3
20.	Missouri	9-3
21.	Illinois	9-3
22.	Colorado	9-3
23.	Memphis	10-2
24.	UNLV	10-3
25.	Syracuse	9-3

Others receiving votes: Texas A&M 50, Duke 40, Louisville 17, Kansas State 16, Marshall 14, Ohio 8, Louisiana-Lafayette 6, Tulane 6, Georgia Tech 3, Jacksonville State 3, Iowa 1, LSU 1

AP POLL

Week 16
Bold denotes Oregon and/or its 2024 opponents

Rank	Team	Record
1.	OREGON (62)	13-0
2.	Georgia	11-2
3.	Notre Dame	11-1
4.	Texas	11-2
5.	Penn State	11-2
6.	Ohio State	10-2
7.	Tennessee	10-2
8.	Boise State	12-1
9.	Indiana	11-1
10.	Arizona State	11-2
11.	Alabama	9-3
12.	SMU	11-2
13.	Clemson	10-3
14.	South Carolina	9-3
15.	Miami (Fla.)	10-2
16.	Ole Miss	9-3
17.	BYU	10-2
18.	Iowa State	10-3
19.	Army	11-2
20.	Colorado	9-3
21.	Illinois	9-3
22.	Syracuse	9-3
23.	Missouri	9-3
24.	UNLV	10-3
25.	Memphis	10-2

Others receiving votes: Texas A&M 75, Louisville 37, Duke 29, Kansas State 9, Marshall 8, LSU 8, Florida 5, Ohio 2, Tulane 2, Baylor 2, Louisiana-Lafayette 1

RANKING WEEK-BY-WEEK

2024	Week	AP	Coaches	CFP
Preseason		3	3	--
Week 2	7	6	--	--
Week 3	9	6	--	--
Week 4	9	6	--	--
Week 5	8	7	--	--
Week 6	6	6	--	--
Week 7	3	3	--	--
Week 8	2	2	--	--
Week 9	1	1	--	--
Week 10	1	1	--	--
Week 11	1	1	1	1
Week 12	1	1	1	1
Week 13	1	1	1	1
Week 14	1	1	1	1
Week 15	1	1	1	1
Week 16	1	1	1	1

RECORD AS A RANKED TEAM

Category	Record
Overall	224-81-2
In 1900s	37-28-2
From 2000-09	57-23
From 2010-19	83-18
From 2020-Present	47-12
Top 5	57-14
Top 10	117-31
Top 15	171-51
Top 20	204-66-2

RECORD VS. RANKED TEAMS

Category	Record
Overall	94-148-4
In 1900s	34-104-4
From 2000-09	22-17
From 2010-19	26-18
From 2020-Present	12-9
Top 5	9-43-1
Top 10	33-74-2
Top 15	51-100-4
Top 20	79-133-4

DUCKS IN THE NFL

#PRODUCKS

As of Dec. 8, 2024

Name	Pos.	NFL Team
Ugo Amadi	S	New Orleans Saints
Arik Armstead	DE	Jacksonville Jaguars
Malaesala Aumavae-Laulu*	OL	Baltimore Ravens
T.J. Bass	OL	Dallas Cowboys
DeForest Buckner	DT	Indianapolis Colts
Pharaoh Brown	TE	Seattle Seahawks
Chase Cota^	WR	New York Giants
Brandon Dorlus	DT	Atlanta Falcons
Troy Dye	LB	Los Angeles Chargers
Alex Forsyth	OL	Denver Broncos
Troy Franklin	WR	Denver Broncos
Christian Gonzalez	CB	New England Patriots
Thomas Graham Jr.*	CB	Pittsburgh Steelers
Jake Hanson*	OL	New York Jets
Justin Herbert	QB	Los Angeles Chargers
Jamal Hill	LB	Houston Texans
Troy Hill	CB	Tampa Bay Buccaneers
Jevon Holland	S	Miami Dolphins
Justin Hollins	DE	Washington Commanders
Bucky Irving	RB	Tampa Bay Buccaneers
DJ Johnson	OLB	Carolina Panthers
Johnny Johnson III*	WR	Houston Texans
Juwan Johnson	TE	New Orleans Saints
Steven Jones*	OL	Jacksonville Jaguars
Shane Lemieux*	OL	New Orleans Saints
Deommodore Lenoir	CB	San Francisco 49ers
Marcus Mariota	QB	Washington Commanders
Johnny Mundt	TE	Minnesota Vikings
Bo Nix	QB	Denver Broncos
Jackson Powers-Johnson	OL	Las Vegas Raiders
Jordan Riley	DL	New York Giants
Casey Rogers*	DL	New York Giants
Noah Sewell	LB	Chicago Bears
Penei Sewell	OL	Detroit Lions
Taki Taimani	DL	Minnesota Vikings
Kayvon Thibodeaux	OLB	New York Giants
Calvin Throckmorton	OL	Denver Broncos
Evan Williams	S	Green Bay Packers

* Practice Squad
 ^ Reserve/Injured



GET TO KNOW COACH

COACHING HISTORY

- 2022-Pr..... Oregon (Head Coach)
2019-21..... Georgia (Defensive Coordinator/OLB)
2018..... Georgia (Outside Linebackers)
2016-17..... Memphis (ILB/Recruiting Coordinator)
2015..... Alabama (Defensive Graduate Assistant)
2014..... Sam Houston State (Defensive Backs)
2013..... Arizona State (On-Campus Recruiting Coordinator)
2012..... Arizona State (Defensive Graduate Assistant)
2011..... Pittsburgh (Defensive Graduate Assistant)
2008-10..... Park Hill South HS (Special Teams/DBs/WRs)

PLAYING HISTORY

- 2004-07 William Jewell (Linebacker)

POSTSEASON EXPERIENCE

HEAD COACH

- Oregon.....2024 Vrbo Fiesta Bowl
.....2022 SDCCU Holiday Bowl

ASSISTANT COACH

- Georgia.....2022 CFP National Championship Game^
.....2021 Capital One Orange Bowl
.....2020 Chick-fil-A Peach Bowl
.....2019 Allstate Sugar Bowl
.....2018 Allstate Sugar Bowl
Memphis.....2017 Autozone Liberty Bowl
.....2016 Boca Raton Bowl
Alabama.....2015 CFP National Championship
.....2015 Cotton Bowl Classic
Arizona State.....2013 Holiday Bowl
.....2012 Fight Hunger Bowl
Pittsburgh.....2011 Chick-fil-A Peach Bowl

^ Won national championship as Georgia's DC.

HEAD COACH DAN LANNING

Dan Lanning was officially announced as the 35th head coach in Oregon football history on December 11, 2021, as athletic director Rob Mullens brought one of college football's brightest young coaches and top defensive minds to Eugene to lead the Ducks.

"Dan is an outstanding, high-energy football coach who will provide a world-class experience for our football student-athletes," Mullens said. "He is a tremendous recruiter and developer of talent, and we will continue to compete for championships while providing an environment where our football student-athletes can develop to their fullest potential in the classroom, on the football field, and as people. We are grateful for the opportunity to have Dan as the leader of our football program, and we look forward to the positive impact he will have on our student-athletes."

In his first season as the Ducks' head coach, Lanning led Oregon to a 10-3 record and a win over North Carolina in the SDCCU Holiday Bowl. Lanning became the third Oregon head coach to win 10 games in his first season, and the first since Mark Helfrich in 2013.

The Ducks took another step forward under Lanning in 2023, going 12-2 overall with an appearance in the final Pac-12 Championship Game and a win over Liberty in the Vrbo Fiesta Bowl. Lanning improved to 22-5 through his first two seasons in Eugene and became just the second Oregon head coach to win each of his first two bowl game appearances.

Lanning's third season in Eugene in 2024 will be one of change and new experiences, as Oregon embarks on its first season as a member of the Big Ten Conference with the goal of earning a spot in the newly expanded 12-team College Football Playoff.

PATH TO EUGENE

Lanning came to Oregon after spending the previous four seasons at Georgia, including the last three as defensive coordinator. He directed the top defense in the nation in his three seasons as defensive coordinator, and helped lead the Bulldogs to the 2022 national championship before taking over full-time as Oregon's new head coach.

A two-time finalist for the Broyles Award as the nation's top assistant coach, Lanning joined Georgia in 2018 as outside linebackers coach before being promoted to defensive coordinator.

A Missouri native, Lanning began his collegiate coaching career as a graduate assistant at Pittsburgh in 2011, and also had stints at Arizona State (2012-13), Sam Houston State (2014), Alabama (2015), and Memphis (2016-17). He made his on-field collegiate coaching debut at Sam Houston State as the defensive backs coach.

As an assistant coach, Lanning has been to and won four of the New Year's Six bowl games, including national titles with both Georgia in 2022 and Alabama in 2015. In four years with Lanning on staff, Georgia also won three SEC Eastern Division titles (2018-19, 2021) and reached back-to-back Allstate Sugar Bowls (2018-19), the Chick-fil-A Peach Bowl (2020), and the Capital One Orange Bowl (2021, CFP Semifinal).

GOOD TO GREAT (2023)

Following a solid 10-win season in 2022 to begin his Oregon career, Lanning tasked his team with going from "good to great" in year two. The Ducks were once again in the thick of the College Football Playoff conversation, reaching the final Pac-12 Championship Game and closing the year with a win over Liberty in the Vrbo Fiesta Bowl to finish 12-2 overall.

The 2023 Ducks were arguably the most complete team in the nation, leading the country in average scoring differential at +27.71 and finishing as one of just three schools in the top 10 nationally for both scoring offense (2nd, 44.2 PPG) and scoring defense (9th, 16.5 PPG). UO also tied for fourth nationally with a plus-11 turnover margin.

Oregon's potent offense was led by quarterback Bo Nix for the second season in a row, as the fifth-year senior put together one of the greatest seasons ever by a UO quarterback. Nix was named the Pac-12 Offensive Player of the Year and became the fourth Duck ever to be invited to New York as a Heisman Trophy finalist on the strength of a record-breaking season. Nix set a new NCAA single-season record for completion percentage at 77.45 (364-of-470), and also broke the Oregon single-season records for completions, passing yards (4,508) and passing touchdowns (45).

The dynamic UO offense led the nation in passing offense (346.9 YPG) behind Nix, while also ranking second in total offense (531.4 YPG) and finishing as the only team in the country to score at least 30 points in every game. The Ducks led the nation in fewest sacks allowed with five for the second year in a row, and also led the nation with 26.6 first downs per game.

Nix wasn't the only Duck to make history in 2023, as receiver Troy Franklin shattered UO single-season records for receiving yards (1,383), receiving touchdowns (14) and 100-yard receiving games (8). Fellow receiver Tez Johnson also broke the program record for receptions in a season with 86, and center Jackson Powers-Johnson became the fifth unanimous first-team all-American in program history while winning the Rimington Trophy as the nation's top center.

Oregon's electric offense was supported by a vastly improved defensive unit, which took a massive leap forward in Lanning's second season. The Ducks were one of just six teams in the nation to give up more than 10 points no more than eight times, and finished ninth in the country in scoring defense (16.5 PPG) after ranking 74th in 2022.

The UO defense ranked 11th nationally with just 102.57 rushing yards allowed per game, the fewest by an Oregon team since 1989, following a 2022 season in which it ranked 102nd in ground defense. The Ducks also ranked 22nd nationally in total defense (318.4 YPG), an improvement of 49 spots from 2022.

Lanning's 2023 team produced a program-record eight NFL Draft selections, led by Nix with the No. 12 overall pick by the Denver Broncos. Powers-Johnson went in the second round to the Las Vegas Raiders, while the quintet of Franklin (Denver), Khyree Jackson (Minnesota), Brandon Dorlus (Atlanta), Evan Williams (Green Bay) and Bucky Irving (Tampa Bay) all went in a span of 23 picks in the fourth round. Jamal Hill (Houston) was taken in the sixth round to complete Oregon's historic draft.

10-WIN DEBUT (2022)

Lanning had the Ducks in the national conversation throughout his first season as a head coach in 2023, guiding Oregon to 10 wins and a victory in the SDCCU Holiday Bowl.

After a tough loss to his former team and the eventual national champion Georgia Bulldogs to open his Oregon career, Lanning and the Ducks bounced back to win eight consecutive games and were in the thick of the College Football Playoff race. A late-season injury to quarterback Bo Nix loomed large in a pair of tight losses to Washington and Oregon State, but the Ducks finished strong with a comeback win over North Carolina in the Holiday Bowl.

▶ HEAD COACH DAN LANNING

Despite his background in elite defense, the calling card for Lanning's first Oregon team was an electric offense led by Nix. The Ducks were the only team in the nation to rank in the top 20 in both rushing offense (12th, 215.77 YPG) and passing offense (17th, 284.8 YPG) while tying for ninth in scoring offense (38.8 PPG), and boasted the country's top offensive line with just five sacks allowed.

Nix was phenomenal in his first season as a Duck, before announcing he would return to Oregon for a fifth season of college football in 2023. The UO quarterback ranked fifth in the nation with 44 total touchdowns while setting a new UO single-season record for completion percentage at 71.9, second-best in the nation. Nix led all FBS quarterbacks with 14 rushing touchdowns, the second-most ever in a season by an Oregon quarterback.

Lanning's inaugural Oregon defense was led by a trio of NFL Draft picks in cornerback Christian Gonzalez, defensive end DJ Johnson and linebacker Noah Sewell. Gonzalez led Oregon with four interceptions and went on to be the No. 17 overall pick by the New England Patriots. Johnson led the Ducks in sacks and was a third-round pick by the Carolina Panthers, and Sewell capped a productive three-year Oregon career as a fifth-round pick by the Chicago Bears. The trio made up half of a six-player NFL Draft class in 2023, the most for the Ducks since 2009.

Lanning became the fifth head coach in Oregon history to reach 10 wins in a season, and just the third to do so in his debut season in Eugene.

ELITE DEFENSE

Lanning oversaw the nation's top overall defense in his three seasons as Georgia's defensive coordinator, including a historically dominant unit in 2021 as he helped lead the Bulldogs to their third-ever national championship and first since 1980.

In three seasons with Lanning coordinating the defense, Georgia led the country in combined scoring defense (13.6 points per game) and rushing defense (75.7 yards per game), while also ranking No. 2 in total defense (284.3 yards per game).

Lanning's 2021 Georgia defense led the nation in scoring defense by a wide margin at just 10.2 points per game, 4.6 points per game better than any other team in the country. During 12 regular season contests, Georgia's opponents mustered just 6.9 points per game.

The Bulldogs' defense was especially impressive during the 2021 College Football Playoff, with Lanning's unit fueling the program to the national title. Georgia held Michigan to just 11 points in the CFP semifinal, and then limited an Alabama offense that averaged 41.4 points per game to just 18 points in the national title game.

The 2021 Georgia defense allowed just 16 touchdowns all season under Lanning, five fewer than any other team in the country. The Bulldogs held opponents to 10 points or less nine times in 15 games, and Georgia played 11 full quarters to start the season before surrendering a touchdown. In back-to-back games vs. Vanderbilt and Arkansas, Lanning's unit pitched consecutive shutouts while winning by a combined score of 99-0.

Georgia's historic 2021 season also saw the Bulldogs lead the nation in red-zone defense (62.5 score %), while ranking second in total defense (267.9 YPG), rushing defense (78.87 YPG) and yards allowed per play (4.15), and fourth in sacks (49.0). Georgia also had a stout passing defense, ranking 12th overall at 189.1 yards per game.

Lanning also directed the nation's top scoring defense in 2019 - his first year as defensive coordinator - when the Bulldogs allowed just 12.6 points per game. Georgia led the country in rushing defense (74.6 YPG) and set a school record with an FBS-best two rushing touchdowns allowed, while ranking second nationally in yards allowed per play (4.29) and third in total defense (275.7 YPG).

In a 26-14 win over Baylor in the Allstate Sugar Bowl to cap the 2019 season, Lanning's defense held the Bears scoreless in the first half and allowed just 61 rushing yards and 295 total yards.

Lanning's unit led the nation in rushing defense (72.3 YPG) for the second year in a row in 2020 while ranking 12th in total defense (321.0 YPG) and 16th in scoring defense (20.0 PPG). In a 44-21 win over Tennessee, Georgia allowed an incredible minus-1 rushing yards and 214 total yards while recording three forced fumbles and an interception.

The Bulldogs closed out the 2020 season with a thrilling performance in the Chick-fil-A Peach Bowl, with Lanning's defense holding No. 8 Cincinnati scoreless in the fourth quarter as Georgia scored 14 unanswered points to win, 24-21.

In Lanning's first season at Georgia as the outside linebackers coach in 2018, the Bulldogs ranked 13th nationally in total defense (314.3 YPG) and 14th in scoring defense (19.2 PPG).

Lanning was the inside linebackers coach at Memphis in 2016 and 2017, helping lead a defense that ranked in the top five nationally in turnovers gained both years.

RELENTLESS RECRUITER

Lanning is regarded as one of the top recruiters in the country. At the time of his hiring at Oregon, 247Sports listed Lanning as the No. 8 ranked recruiter in the nation.

Oregon's new head coach immediately went to work on the recruiting trail upon arriving in Eugene, signing a 2022 class that 247Sports regarded as the 13th best in the country and best in the Pac-12 entering the season. Lanning's initial UO class included five-star offensive lineman Josh Conerly Jr., as well as 10 four-star recruits.

Lanning continued his recruiting momentum into 2023, landing a consensus top-10 class that was headlined by five-star receiver Jurrion Dickey and five-star edge rusher Matayo Uiaialelei. Lanning also showed a knack for attacking the transfer portal early in his Oregon tenure, landing key contributors like Nix, Gonzalez and running back Bucky Irving for 2022 before signing receiver Tez Johnson, offensive lineman Ajani Cornelius and defensive end Jordan Burch among a flurry of transfer additions for 2023.

Lanning's momentum on the recruiting trail has only gotten stronger as he enters year three, with the Ducks' 2024 recruiting class ranking as the best in the Big Ten and No. 3 in the nation according to 247Sports. Five-star edge rusher Elijah Rushing headlines the class, followed by a whopping 13 four-star prospects. Lanning also continued to make waves in the transfer portal, landing impact players such as quarterback Dillon Gabriel, receiver Evan Stewart, and defensive backs Jabbar Muhammad, Kam Alexander and Kobe Savage, among others.

At Georgia, Lanning was the lead recruiter for linebacker Nakobe Dean, the eventual 2021 Butkus Award winner as the nation's top linebacker and first-team all-American. Dean was 247Sports' No. 2 ranked inside linebacker in the 2019 class and No. 19 player overall.

Lanning played a huge role in Georgia signing defensive end Nolan Smith, the top-ranked overall player in the 2019 class. In four seasons with the Bulldogs, Smith racked up 114 total tackles, 21.0 tackles for loss, and 11.5 sacks with three forced fumbles and an interception before being selected by the Philadelphia Eagles with the 30th overall pick in the 2023 NFL Draft.

According to 247Sports, Lanning has received commitments from five five-star prospects and 14 four-star recruits.

Lanning was the on-campus recruiting coordinator at Arizona State in 2013, helping the Sun Devils land a top-20 signing class. Lanning was also the co-recruiting coordinator during his year at Sam Houston State in 2014.

PLAYING CAREER & PERSONAL

Born in North Kansas City, Mo., Lanning spent his playing days as a linebacker at William Jewell College in Liberty, Mo. He earned two Bachelor of Science degrees in physical education and secondary education in 2008.

Lanning began his coaching career at Park Hill South High School in Missouri after earning his degree, spending three seasons as the special teams, defensive backs and wide receivers coach. During that time, he completed coursework for his Master's degree in secondary administration from William Woods University in Fulton, Mo.

Lanning and his wife, Sauphia, have three sons - Caden, Kniles, and Titan.



TYSHEEM JOHNSON

Sr. » DB
Chicago, Ill. » Hillcrest HS/Ole Miss

CAREER STATS

	GP/GS	UA	A	TOT	TFL	SCK	FF	FR	INT	QBH	BRUP
2021 (MISS)	13/10	18	29	47	4.0-16	1.0-9	0	0-0	1-0	1	1
2022 (MISS)	13/9	38	40	78	4.0-9	0.0-0	0	0-0	0-0	3	2
2023	14/14	37	33	70	4.5-11	1.0-5	0	0-0	2-0	3	5
2024	13/12	36	28	64	2.5-4	0.0-0	0	0-0	3-15	0	0
TOTAL	53/45	131	130	261	15.0-40	2.0-14	0	0-0	6-15	7	8

2024

	UA	A	TOT	TFL	SCK	FF	FR	INT	QBH	BRUP
IDAHO	0	0	0	0.0-0	0.0-0	0	0-0	0-0	0	0
BOISE STATE*	1	6	7	0.0-0	0.0-0	0	0-0	0-0	0	0
at Oregon State*	2	4	6	0.0-0	0.0-0	0	0-0	0-0	0	0
at UCLA*	1	1	2	0.0-0	0.0-0	0	0-0	1-0	0	0
MICHIGAN STATE*	2	2	4	0.0-0	0.0-0	0	0-0	0-0	0	0
OHIO STATE*	3	5	8	0.0-0	0.0-0	0	0-0	0-0	0	0
at Purdue*	2	0	2	0.0-0	0.0-0	0	0-0	0-0	0	0
ILLINOIS*	6	4	10	0.5-1	0.0-0	0	0-0	1-6	0	0
at Michigan*	4	1	5	1.0-2	0.0-0	0	0-0	0-0	0	0
MARYLAND*	1	2	3	0.0-0	0.0-0	0	0-0	1-9	0	0
at Wisconsin*	3	2	5	0.0-0	0.0-0	0	0-0	0-0	0	0
WASHINGTON*	2	1	3	1.0-1	0.0-0	0	0-0	0-0	0	0
vs. Penn State*	9	0	9	0.0-0	0.0-0	0	0-0	0-0	0	0
vs. Ohio State	---	---	---	---	---	---	---	---	---	---

2023

	UA	A	TOT	TFL	SCK	FF	FR	INT	QBH	BRUP
PORTLAND STATE*	2	2	4	1.0-1	0.0-0	0	0-0	0-0	0	1
at Texas Tech*	7	1	8	1.0-5	1.0-5	0	0-0	0-0	0	0
HAWAII*	5	3	8	0.0-0	0.0-0	0	0-0	0-0	0	0
COLORADO*	1	3	4	0.0-0	0.0-0	0	0-0	0-0	0	0
at Stanford*	3	3	6	0.0-0	0.0-0	0	0-0	0-0	0	0
at Washington*	1	3	4	0.5-1	0.0-0	0	0-0	0-0	0	0
WASHINGTON STATE*	2	3	5	0.0-0	0.0-0	0	0-0	0-0	0	1
at Utah*	1	1	2	0.0-0	0.0-0	0	0-0	2-0	0	0
CALIFORNIA*	1	5	6	0.0-0	0.0-0	0	0-0	0-0	1	1
USC*	5	1	6	0.5-0	0.0-0	0	0-0	0-0	0	0
at Arizona State*	0	1	1	0.0-0	0.0-0	0	0-0	0-0	0	0
OREGON STATE*	2	3	5	0.0-0	0.0-0	0	0-0	0-0	0	0
vs. Washington*	7	2	9	1.0-3	0.0-0	0	0-0	0-0	2	1
vs. Liberty*	0	2	2	0.5-1	0.0-0	0	0-0	0-0	0	1

2022 (at Ole Miss)

	UA	A	TOT	TFL	SCK	FF	FR	INT	QBH	BRUP
TROY*	4	4	12	1.0-1	0.0-0	0	0-0	0-0	0	0
CENTRAL ARKANSAS*	1	4	5	0.0-0	0.0-0	0	0-0	0-0	1	0
at Georgia Tech	1	1	2	1.0-2	0.0-0	0	0-0	0-0	0	0
TULSA*	6	2	8	0.0-0	0.0-0	0	0-0	0-0	0	1
KENTUCKY*	3	0	3	1.0-1	0.0-0	0	0-0	0-0	1	0
at Vanderbilt*	5	1	6	0.0-0	0.0-0	0	0-0	0-0	0	0
AUBURN	2	1	3	0.0-0	0.0-0	0	0-0	0-0	1	0
at LSU*	5	5	10	0.0-0	0.0-0	0	0-0	0-0	0	0
at Texas A&M*	2	2	4	0.0-0	0.0-0	0	0-0	0-0	0	0
ALABAMA	2	4	6	1.0-5	0.0-0	0	0-0	0-0	0	0
at Arkansas*	2	2	4	0.0-0	0.0-0	0	0-0	0-0	0	1
MISSISSIPPI STATE*	2	8	10	0.0-0	0.0-0	0	0-0	0-0	0	0
vs. Texas Tech*	1	4	5	0.0-0	0.0-0	0	0-0	0-0	0	0

2021 (at Ole Miss)

	UA	A	TOT	TFL	SCK	FF	FR	INT	QBH	BRUP
LOUISVILLE	3	5	8	0.5-0	0.0-0	0	0-0	0-0	0	0
AUSTIN PEAY	2	1	3	0.0-0	0.0-0	0	0-0	0-0	0	0
TULANE	1	4	5	0.0-0	0.0-0	0	0-0	0-0	0	0
at Alabama	2	5	7	1.0-4	0.0-0	0	0-0	0-0	0	0
ARKANSAS	1	5	6	0.5-2	0.0-0	0	0-0	0-0	0	0
at Tennessee	3	0	3	1.0-1	0.0-0	0	0-0	0-0	0	0
LSU	1	3	4	0.0-0	0.0-0	0	0-0	1-0	0	0
at Auburn	1	1	2	0.0-0	0.0-0	0	0-0	0-0	1	0
LIBERTY	1	0	1	1.0-9	1.0-9	0	0-0	0-0	0	1
TEXAS A&M	0	0	0	0.0-0	0.0-0	0	0-0	0-0	0	0
VANDERBILT	1	3	4	0.0-0	0.0-0	0	0-0	0-0	0	0
at Mississippi State	1	0	1	0.0-0	0.0-0	0	0-0	0-0	0	0
vs. Baylor	1	2	3	0.0-0	0.0-0	0	0-0	0-0	0	0

*started game

CAREER HIGHS

Tackles	12 vs. Troy (9/3/22)
Tackles For Loss	1.0 (10x) last at Michigan (11/2/24)
Sacks	1.0 (2x) last at Texas Tech (9/9/23)
Interceptions	2 at Utah (10/28/23)
Interception Return Yards	9 vs. Maryland (11/9/24)
QB Hurries	2 vs. Washington (12/1/23)
Pass Breakups	1 (6x) last vs. California (11/4/23)
Forced Fumbles	none
Fumble Recoveries	none



JORDAN BURCH

Sr. » DE
Columbia, S.C. » Hammond School/South Carolina

CAREER STATS

	GP/GS	UA	A	TOT	TFL	SCK	FF	FR	INT	QBH	BRUP
2020 (SC)	8/0	9	10	19	2.5-7	0.0-0	0	1-7	0-0	0	0
2021 (SC)	13/1	14	12	26	2.5-9	1.0-4	0	0-0	1-61	3	1
2022 (SC)	13/13	32	28	60	7.5-36	3.5-23	0	1-0	0-0	14	3
2023	14/14	13	21	34	7.5-35	3.0-27	0	0-0	0-0	5	1
2024	9/8	12	18	30	11.0-41	8.5-33	1	1-0	0-0	4	6
TOTAL	56/35	78	88	166	28.5-112	13.5-71	1	3-7	1-61	26	11

2024

	UA	A	TOT	TFL	SCK	FF	FR	INT	QBH	BRUP	
IDAHO*	0	3	3	1.0-3	0.5-2	0	0-0	0-0	0	2	
BOISE STATE*	2	6	8	1.5-2	1.0-1	0	0-0	0-0	1	2	
at Oregon State*	1	1	2	0.0-0	0.0-0	0	0-0	0-0	1	0	
at UCLA*	2	0	2	2.0-10	1.0-5	0	0-0	0-0	0	0	
MICHIGAN STATE*	2	2	4	2.5-8	2.5-8	0	1-0	0-0	1	0	
OHIO STATE	DID NOT PLAY										
at Purdue	DID NOT PLAY										
ILLINOIS	DID NOT PLAY										
at Michigan	0	3	3	0.5-1	0.0-0	0	0-0	0-0	0	0	
MARYLAND*	1	2	3	1.0-1	1.0-1	1	0-0	0-0	1	2	
at Wisconsin	DID NOT PLAY										
WASHINGTON*	2	1	3	2.5-16	2.5-16	0	0-0	0-0	0	0	
vs. Penn State*	2	0	2	0.0-0	0.0-0	0	0-0	0-0	0	0	
vs. Ohio State	---	---	---	---	---	---	---	---	---	---	

2023

	UA	A	TOT	TFL	SCK	FF	FR	INT	QBH	BRUP
PORTLAND STATE*	2	1	3	1.0-1	0.0-0	0	0-0	0-0	0	0
at Texas Tech*	0	0	0	0.0-0	0.0-0	0	0-0	0-0	0	0
HAWAII*	1	1	2	1.0-5	1.0-5	0	0-0	0-0	0	0
COLORADO*	1	3	4	2.0-22	2.0-22	0	0-0	0-0	0	0
at Stanford*	2	4	6	2.0-3	0.0-0	0	0-0	0-0	0	0
at Washington*	0	1	1	0.0-0	0.0-0	0	0-0	0-0	0	1
WASHINGTON STATE*	1	0	1	0.0-0	0.0-0	0	0-0	0-0	0	0
at Utah*	1	2	3	1.0-2	0.0-0	0	0-0	0-0	0	0
CALIFORNIA*	1	4	5	0.0-0	0.0-0	0	0-0	0-0	0	0
USC*	1	1	2	0.5-2	0.0-0	0	0-0	0-0	1	0
at Arizona State*	2	0	2	0.0-0	0.0-0	0	0-0	0-0	1	0
OREGON STATE*	1	3	4	0.0-0	0.0-0	0	0-0	0-0	3	0
vs. Washington*	0	0	0	0.0-0	0.0-0	0	0-0	0-0	0	0
vs. Liberty	0	1	1	0.0-0	0.0-0	0	0-0	0-0	0	0

2022 (at South Carolina)

	UA	A	TOT	TFL	SCK	FF	FR	INT	QBH	BRUP
GEORGIA STATE*	3	2	5	0.5-1	0.0-0	0	0-0	0-0	0	1
at Arkansas*	4	6	10	2.0-5	1.0-4	0	0-0	0-0	0	0
GEORGIA*	0	1	1	0.0-0	0.0-0	0	0-0	0-0	2	0
CHARLOTTE*	2	1	3	1.0-5	0.0-0	0	0-0	0-0	3	0
SOUTH CAROLINA STATE*	1	1	2	0.0-0	0.0-0	0	0-0	0-0	0	0
at Kentucky*	3	3	6	1.5-9	1.5-9	0	0-0	0-0	0	0
TEXAS A&M*	3	4	7	0.0-0	0.0-0	0	0-0	0-0	2	1
MISSOURI*	2	0	2	0.0-0	0.0-0	0	0-0	0-0	0	0
at Vanderbilt*	3	1	4	1.0-10	1.0-10	0	0-0	0-0	2	0
at Florida*	4	3	7	0.5-1	0.0-0	0	0-0	0-0	0	0
TENNESSEE*	4	2	6	1.0-5	0.0-0	0	1-0	0-0	0	0
at Clemson*	1	2	3	0.0-0	0.0-0	0	0-0	0-0	1	1
vs. Notre Dame*	2	2	4	0.0-0	0.0-0	0	0-0	0-0	4	0

2021 (at South Carolina)

	UA	A	TOT	TFL	SCK	FF	FR	INT	QBH	BRUP
EASTERN ILLINOIS	1	0	1	0.0-0	0.0-0	0	0-0	1-61	0	0
at East Carolina	0	0	0	0.0-0	0.0-0	0	0-0	0-0	0	0
at Georgia	0	2	0	0.0-0	0.0-0	0	0-0	0-0	0	0
KENTUCKY	1	0	1	0.0-0	0.0-0	0	0-0	0-0	0	0
TROY	1	0	1	0.0-0	0.0-0	0	0-0	0-0	0	0
at Tennessee	2	1	3	0.0-0	0.0-0	0	0-0	0-0	0	1
VANDERBILT	1	0	1	0.0-0	0.0-0	0	0-0	0-0	0	0
at Texas A&M	0	2	2	0.0-0	0.0-0	0	0-0	0-0	3	0
FLORIDA	1	1	2	1.5-5	1.0-4	0	0-0	0-0	0	0
at Missouri	0	0	0	0.0-0	0.0-0	0	0-0	0-0	0	0
AUBURN	3	1	4	0.0-0	0.0-0	0	0-0	0-0	0	0
CLEMSON	2	2	4	0.0-0	0.0-0	0	0-0	0-0	0	0
vs. North Carolina*	2	3	5	1.0-4	0.0-0	0	0-0	0-0	0	0

2020 (at South Carolina)

	UA	A	TOT	TFL	SCK	FF	FR	INT	QBH	BRUP	
TENNESSEE	1	0	1	1.0-3	0.0-0	0	0-0	0-0	0	0	
at Florida	2	0	2	1.0-4	0.0-0	0	0-0	0-0	0	0	
at Vanderbilt	3	2	5	0.0-0	0.0-0	0	1-7	0-0	0	0	
AUBURN	0	2	2	0.0-0	0.0-0	0	0-0	0-0	0	0	
at LSU	2	3	5	0.5-0	0.0-0	0	0-0	0-0	0	0	
TEXAS A&M	1	2	3	0.0-0	0.0-0	0	0-0	0-0	0	0	
at Ole Miss	0	1	1	0.0-0	0.0-0	0	0-0	0-0	0	0	
MISSOURI	0	0	0	0.0-0	0.0-0	0	0-0	0-0	0	0	
GEORGIA	DID NOT PLAY										
at Kentucky	DID NOT PLAY										
vs. UAB	DID NOT PLAY										

*started game

CAREER HIGHS

Tackles	10 at Arkansas (9/10/22)
Tackles For Loss	2.5 (2x) last vs. Washington (11/30/24)
Sacks	2.5 (2x) vs. Washington (11/30/24)
Interceptions	1 vs. Eastern Illinois (9/4/21)
Interception Return Yards	61 vs. Eastern Illinois (9/4/21)
QB Hurries	4 vs. Notre Dame (12/30/22)
Pass Breakups	2 (2x) last vs. Boise State (9/7/24)
Forced Fumbles	1 vs. Maryland (11/9/24)
Fumble Recoveries	1 (3x) last vs. Michigan State (10/4/24)



TRAESHON HOLDEN

Sr. » WR

Kissimmee, Fla. » Narbone HS/Alabama

CAREER STATS

	GP/GS	RECEIVING					RUSHING				
		REC	YDS	AVG	TD	LNG	ATT	YDS	AVG	TD	LNG
2020 (BAMA)	5/0	0	0	0.0	0	0	0	0	0.0	0	0
2021 (BAMA)	15/0	21	239	11.4	1	29	0	0	0.0	0	0
2022 (BAMA)	10/5	25	331	13.2	6	33	0	0	0.0	0	0
2023	14/2	37	452	12.2	6	63	2	12	6.0	1	7
2024	12/9	38	602	15.8	3	59	2	22	11.0	0	21
TOTAL	56/16	121	1,624	13.4	16	63	4	34	8.5	1	21

2024

	REC	YDS	AVG	TD	LNG	RUSHING					
						ATT	YDS	AVG	TD	LNG	
IDAHO*	3	36	12.2	0	21	0	0	0.0	0	0	
BOISE STATE*	4	78	19.5	1	59	0	0	0.0	0	0	
at Oregon State*	3	40	13.3	1	20	1	21	21.0	0	21	
at UCLA*	5	57	11.4	1	38	0	0	0.0	0	0	
MICHIGAN STATE*	4	63	15.8	0	37	0	0	0.0	0	0	
OHIO STATE*	1	32	32.0	0	32	0	0	0.0	0	0	
at Purdue	DID NOT PLAY										
ILLINOIS	2	7	3.5	0	6	1	1	1.0	0	1	
at Michigan	6	149	24.8	0	47	0	0	0.0	0	0	
MARYLAND*	2	30	15.0	0	20	0	0	0.0	0	0	
at Wisconsin	3	16	5.3	0	7	0	0	0.0	0	0	
WASHINGTON*	3	73	24.3	0	39	0	0	0.0	0	0	
vs. Penn State*	2	21	10.5	0	17	0	0	0.0	0	0	
vs. Ohio State	---	---	---	---	---	---	---	---	---	---	

2023

	REC	YDS	AVG	TD	LNG	RUSHING				
						ATT	YDS	AVG	TD	LNG
PORTLAND STATE	2	17	8.5	0	11	1	7	7.0	0	7
at Texas Tech	1	22	22.0	0	22	0	0	0.0	0	0
HAWAII	4	63	15.8	2	60	0	0	0.0	0	0
COLORADO	4	52	13.0	0	29	0	0	0.0	0	0
at Stanford	6	33	5.5	1	12	0	0	0.0	0	0
at Washington	2	16	8.0	0	8	0	0	0.0	0	0
WASHINGTON STATE	1	9	9.0	0	9	0	0	0.0	0	0
at Utah	2	11	5.5	0	6	1	5	5.0	1	5
CALIFORNIA	5	48	9.6	1	15	0	0	0.0	0	0
USC	0	0	0.0	0	0	0	0	0.0	0	0
at Arizona State	2	22	11.0	0	19	0	0	0.0	0	0
OREGON STATE	2	27	13.5	0	24	0	0	0.0	0	0
vs. Washington*	1	63	63.0	1	63	0	0	0.0	0	0
vs. Liberty*	5	69	13.8	1	21	0	0	0.0	0	0

2022 (at Alabama)

	REC	YDS	AVG	TD	LNG	RUSHING					
						ATT	YDS	AVG	TD	LNG	
UTAH STATE*	5	70	14.0	2	17	0	0	0.0	0	0	
at Texas*	4	39	9.8	0	21	0	0	0.0	0	0	
LOUISIANA-MONROE*	3	60	20.0	1	33	0	0	0.0	0	0	
VANDERBILT*	3	45	15.0	1	24	0	0	0.0	0	0	
at Arkansas*	2	14	7.0	0	9	0	0	0.0	0	0	
TEXAS A&M	1	-5	-5.0	0	-5	0	0	0.0	0	0	
at Tennessee	1	20	20.0	0	20	0	0	0.0	0	0	
MISSISSIPPI STATE	2	23	11.5	1	17	0	0	0.0	0	0	
at LSU	DID NOT PLAY										
at Ole Miss	DID NOT PLAY										
AUSTIN PEAY	3	38	12.7	0	18	0	0	0.0	0	0	
AUBURN	1	27	27.0	1	27	0	0	0.0	0	0	
vs. Kansas State	DID NOT PLAY										

2021 (at Alabama)

	REC	YDS	AVG	TD	LNG	RUSHING					
						ATT	YDS	AVG	TD	LNG	
vs. Miami (Fla.)	1	12	12.0	0	12	0	0	0.0	0	0	
MERCER	2	31	15.5	0	17	0	0	0.0	0	0	
at Florida	0	0	0.0	0	0	0	0	0.0	0	0	
SOUTHERN MISS	1	9	9.0	0	9	0	0	0.0	0	0	
OLE MISS	1	21	21.0	0	21	0	0	0.0	0	0	
at Texas A&M	1	2	2.0	0	2	0	0	0.0	0	0	
at Mississippi State	3	70	23.3	1	29	0	0	0.0	0	0	
TENNESSEE	2	34	17.0	0	26	0	0	0.0	0	0	
LSU	0	0	0.0	0	0	0	0	0.0	0	0	
NEW MEXICO STATE	2	11	5.5	0	13	0	0	0.0	0	0	
ARKANSAS	DID NOT PLAY										
at Auburn	0	0	0.0	0	0	0	0	0.0	0	0	
vs. Georgia	2	21	10.5	0	15	0	0	0.0	0	0	
vs. Cincinnati	0	0	0.0	0	0	0	0	0.0	0	0	
vs. Georgia	6	28	4.7	0	10	0	0	0.0	0	0	

2020 (at Alabama)

	REC	YDS	AVG	TD	LNG	RUSHING					
						ATT	YDS	AVG	TD	LNG	
at Missouri	DID NOT PLAY										
TEXAS A&M	DID NOT PLAY										
at Ole Miss	DID NOT PLAY										
GEORGIA	DID NOT PLAY										
at Tennessee	0	0	0.0	0	0	0	0	0.0	0	0	
MISSISSIPPI STATE	0	0	0.0	0	0	0	0	0.0	0	0	
KENTUCKY	0	0	0.0	0	0	0	0	0.0	0	0	
AUBURN	DID NOT PLAY										
at LSU	0	0	0.0	0	0	0	0	0.0	0	0	
at Arkansas	0	0	0.0	0	0	0	0	0.0	0	0	
vs. Florida	DID NOT PLAY										
vs. Notre Dame	DID NOT PLAY										
vs. Ohio State	DID NOT PLAY										

*started game

CAREER HIGHS

Receptions.....	6 (3x) last at Michigan (11/2/24)
Receiving Yards.....	149 at Michigan (11/2/24)
Receiving Touchdowns.....	2 (2x) last vs. Hawaii (9/16/23)
Long Reception.....	63 vs. Washington (12/1/23)
100-Yard Receiving Games.....	1 at Michigan (11/2/24)
Rushes.....	1 (4x) last vs. Illinois (10/26/24)
Rushing Yards.....	21 at Oregon State (9/14/24)
Rushing TDs.....	1 at Utah (10/28/23)
Long Rush.....	21 at Oregon State (9/14/24)

JEFFREY BASSA

Sr. » ILB
West Valley City, Utah » Kearns HS

CAREER STATS

	GP/GS	UA	A	TOT	TFL	SCK	FF	FR	INT	QBH	BRUP
2021	14/7	29	19	48	3.5-9	1.0-3	0	0-0	0-0	1	1
2022	13/9	31	31	62	4.0-26	2.0-15	0	0-0	2-33	1	0
2023	14/14	42	30	72	3.5-7	0.0-0	0	0-0	1-45	12	1
2024	13/11	19	29	48	3.0-9	1.5-8	2	0-0	0-0	3	2
TOTAL	53/40	121	109	230	13.5-51	4.5-26	2	0-0	3-78	17	4

2024

	UA	A	TOT	TFL	SCK	FF	FR	INT	QBH	BRUP
IDAHO*	0	1	1	0.0-0	0.0-0	0	0-0	0-0	0	0
BOISE STATE*	1	7	8	0.0-0	0.0-0	0	0-0	0-0	0	1
at Oregon State	0	1	1	0.0-0	0.0-0	0	0-0	0-0	1	0
at UCLA	2	1	3	1.0-8	1.0-8	0	0-0	0-0	0	1
MICHIGAN STATE*	0	1	1	0.0-0	0.0-0	0	0-0	0-0	0	0
OHIO STATE*	3	1	4	0.0-0	0.0-0	0	0-0	0-0	0	0
at Purdue*	2	2	4	0.0-0	0.0-0	1	0-0	0-0	0	0
ILLINOIS*	2	3	5	0.0-0	0.0-0	1	0-0	0-0	0	0
at Michigan*	1	1	2	1.0-1	0.0-0	0	0-0	0-0	0	0
MARYLAND*	2	3	5	0.0-0	0.0-0	0	0-0	0-0	0	0
at Wisconsin*	5	3	8	0.0-0	0.0-0	0	0-0	0-0	0	0
WASHINGTON*	0	3	3	0.5-0	0.5-0	0	0-0	0-0	1	0
vs. Penn State*	1	2	3	0.0-0	0.0-0	0	0-0	0-0	1	0
vs. Ohio State	---	---	---	---	---	---	---	---	---	---

2023

	UA	A	TOT	TFL	SCK	FF	FR	INT	QBH	BRUP
PORTLAND STATE*	2	2	4	0.0-0	0.0-0	0	0-0	0-0	1	0
at Texas Tech*	8	1	9	1.0-2	0.0-0	0	0-0	1-45	0	0
HAWAII*	2	1	3	0.0-0	0.0-0	0	0-0	0-0	0	0
COLORADO*	1	2	3	0.0-0	0.0-0	0	0-0	0-0	0	0
at Stanford*	0	2	2	0.0-0	0.0-0	0	0-0	0-0	0	0
at Washington*	2	1	3	0.5-1	0.0-0	0	0-0	0-0	0	0
WASHINGTON STATE*	4	4	8	0.0-0	0.0-0	0	0-0	0-0	0	0
at Utah*	2	1	3	0.0-0	0.0-0	0	0-0	0-0	0	0
CALIFORNIA*	1	5	6	1.0-2	0.0-0	0	0-0	0-0	2	0
USC*	4	1	5	0.0-0	0.0-0	0	0-0	0-0	1	0
at Arizona State*	0	2	2	0.0-0	0.0-0	0	0-0	0-0	0	1
OREGON STATE*	2	2	4	0.0-0	0.0-0	0	0-0	0-0	3	0
vs. Washington*	6	5	11	0.0-0	0.0-0	0	0-0	0-0	3	0
vs. Liberty*	8	1	9	1.0-2	0.0-0	0	0-0	0-0	2	0

2022

	UA	A	TOT	TFL	SCK	FF	FR	INT	QBH	BRUP
vs. Georgia	3	0	3	0.0-0	0.0-0	0	0-0	0-0	0	0
EASTERN WASHINGTON	1	0	1	0.0-0	0.0-0	0	0-0	0-0	0	0
BYU	3	2	5	0.0-0	0.0-0	0	0-0	0-0	0	0
at Washington State*	3	7	10	1.0-3	0.0-0	0	0-0	0-0	0	0
STANFORD*	1	3	4	0.0-0	0.0-0	0	0-0	0-0	1	0
at Arizona*	3	1	4	1.0-7	1.0-7	0	0-0	0-0	0	0
UCLA*	3	0	3	0.0-0	0.0-0	0	0-0	0-0	0	0
at California*	2	3	5	1.0-8	0.0-0	0	0-0	0-0	0	0
at Colorado	2	1	3	0.0-0	0.0-0	0	0-0	0-0	0	0
WASHINGTON*	2	6	8	0.0-0	0.0-0	0	0-0	1-0	0	0
UTAH*	1	4	5	0.0-0	0.0-0	0	0-0	0-0	0	0
at Oregon State*	1	4	5	0.0-0	0.0-0	0	0-0	1-33	0	0
vs. North Carolina*	6	0	6	1.0-8	1.0-8	0	0-0	0-0	0	0

2021

	UA	A	TOT	TFL	SCK	FF	FR	INT	QBH	BRUP
FRESNO STATE	0	0	0	0.0-0	0.0-0	0	0-0	0-0	0	0
at Ohio State	0	0	0	0.0-0	0.0-0	0	0-0	0-0	0	0
STONY BROOK	1	1	2	0.0-0	0.0-0	0	0-0	0-0	0	0
ARIZONA	0	0	0	0.0-0	0.0-0	0	0-0	0-0	0	0
at Stanford	1	0	1	0.0-0	0.0-0	0	0-0	0-0	0	0
CALIFORNIA*	2	1	3	0.0-0	0.0-0	0	0-0	0-0	0	0
at UCLA*	2	4	6	0.5-1	0.0-0	0	0-0	0-0	0	0
COLORADO*	3	3	6	1.5-4	0.0-0	0	0-0	0-0	0	0
at Washington*	4	2	6	1.5-4	1.0-3	0	0-0	0-0	0	1
WASHINGTON STATE*	3	1	4	0.0-0	0.0-0	0	0-0	0-0	1	0
at Utah*	4	3	7	0.0-0	0.0-0	0	0-0	0-0	0	0
OREGON STATE*	1	0	1	0.0-0	0.0-0	0	0-0	0-0	0	0
vs. Utah	3	0	3	0.0-0	0.0-0	0	0-0	0-0	0	0
vs. Oklahoma	5	4	9	0.0-0	0.0-0	0	0-0	0-0	0	0

*started game

CAREER HIGHS

Tackles	11 vs. Washington (12/1/23)
Tackles For Loss	1.5 (2x) at Washington (11/6/21)
Sacks	1.0 (4x) last at UCLA (9/29/24)
Interceptions	1 (3x) last at Texas Tech (9/9/23)
Interception Return Yards	45 at Texas Tech (9/9/23)
QB Hurries	3 (2x) last vs. Washington (12/4/23)
Pass Breakups	1 (4x) last at UCLA (9/29/24)
Forced Fumbles	1 (2x) last vs. Illinois (10/26/24)
Fumble Recoveries	none



GARY BRYANT JR.

Jr. » WR
Riverside, Calif. » Centennial HS/USC

CAREER STATS

Table with columns: GP/GS, RECEIVING (REC, YDS, AVG, TD, LNG), KICK RETURN (ATT, YDS, AVG, TD, LNG). Rows include 2020 (USC), 2021 (USC), 2022 (USC), 2023, 2024, and TOTAL.

2024

Table with columns: RECEIVING (REC, YDS, AVG, TD, LNG), PUNT RETURNS (ATT, YDS, AVG, TD, LNG). Rows list various opponents like IDAHO, BOISE STATE, etc.

2023

Table with columns: RECEIVING (REC, YDS, AVG, TD, LNG), KICK RETURN (ATT, YDS, AVG, TD, LNG). Rows list various opponents like PORTLAND STATE*, HAWAII*, etc.

2022 (at USC)

Table with columns: RECEIVING (REC, YDS, AVG, TD, LNG), KICK RETURN (ATT, YDS, AVG, TD, LNG). Rows list various opponents like RICE, at Stanford, FRESNO STATE, etc.

2021 (at USC)

Table with columns: RECEIVING (REC, YDS, AVG, TD, LNG), KICK RETURN (ATT, YDS, AVG, TD, LNG). Rows list various opponents like SAN JOSE STATE, STANFORD*, at Washington State, etc.

2020 (at USC)

Table with columns: RECEIVING (REC, YDS, AVG, TD, LNG), KICK RETURN (ATT, YDS, AVG, TD, LNG). Rows list various opponents like ARIZONA STATE, at Arizona, at Utah, etc.

*started game

CAREER HIGHS

Table listing career high statistics: Receptions (9 vs. UCLA), Receiving Yards (161 vs. UCLA), Receiving Touchdowns (2), Long Reception (71), 100-Yard Receiving Games (2), Punt Returns (4), Punt Return Yards (28), Long Punt Return (21), Punt Return For TD (None).

TERRANCE FERGUSON

Sr. » TE
Denver, Colo. » Heritage HS

CAREER STATS

	GP/GS	RECEIVING					RUSHING				
		REC	YDS	AVG	TD	LNG	ATT	YDS	AVG	TD	LNG
2021	14/8	17	141	8.3	2	15	0	0	0.0	0	0
2022	13/6	32	391	12.2	5	53	0	0	0.0	0	0
2023	14/12	42	414	9.9	6	33	0	0	0.0	0	0
2024	11/10	38	520	13.7	3	62	0	0	0.0	0	0
TOTAL	52/36	129	1,466	11.4	16	62	0	0	0.0	0	0

2024

	REC	YDS	AVG	TD	LNG	RUSHING					
						ATT	YDS	AVG	TD	LNG	
IDAHO*	7	87	12.4	0	17	0	0	0.0	0	0	
BOISE STATE*	3	27	9.0	0	15	0	0	0.0	0	0	
at Oregon State*	3	45	15.0	0	20	0	0	0.0	0	0	
at UCLA*	1	18	18.0	0	0	0	0	0.0	0	0	
MICHIGAN STATE*	2	82	41.0	0	62	0	0	0.0	0	0	
OHIO STATE*	4	62	15.5	0	32	0	0	0.0	0	0	
at Purdue	DID NOT PLAY										
ILLINOIS	DID NOT PLAY										
at Michigan	2	34	17.0	0	20	0	0	0.0	0	0	
MARYLAND*	6	35	5.8	1	9	0	0	0.0	0	0	
at Wisconsin*	3	52	17.3	0	25	0	0	0.0	0	0	
WASHINGTON*	4	48	12.0	1	21	0	0	0.0	0	0	
vs. Penn State*	3	30	10.0	1	20	0	0	0.0	0	0	
vs. Ohio State	---	---	---	---	---	---	---	---	---	---	

2023

	REC	YDS	AVG	TD	LNG	RUSHING				
						ATT	YDS	AVG	TD	LNG
PORTLAND STATE	3	26	8.7	0	10	0	0	0.0	0	0
at Texas Tech*	2	30	15.0	0	30	0	0	0.0	0	0
HAWAII*	2	10	5.0	0	6	0	0	0.0	0	0
COLORADO*	4	14	2.5	0	6	0	0	0.0	0	0
at Stanford*	4	49	12.3	1	25	0	0	0.0	0	0
at Washington*	5	50	10.0	0	19	0	0	0.0	0	0
WASHINGTON STATE*	3	53	17.7	0	33	0	0	0.0	0	0
at Utah*	1	20	20.0	0	20	0	0	0.0	0	0
CALIFORNIA*	3	35	11.7	1	17	0	0	0.0	0	0
USC*	6	60	10.0	1	22	0	0	0.0	0	0
at Arizona State*	0	0	0.0	0	0	0	0	0.0	0	0
OREGON STATE*	3	32	10.7	0	15	0	0	0.0	0	0
vs. Washington	4	17	4.3	2	8	0	0	0.0	0	0
vs. Liberty*	2	18	9.0	1	16	0	0	0.0	0	0

2022

	REC	YDS	AVG	TD	LNG	RUSHING				
						ATT	YDS	AVG	TD	LNG
vs. Georgia*	4	37	9.3	0	13	0	0	0.0	0	0
EASTERN WASHINGTON	3	35	11.7	2	19	0	0	0.0	0	0
BYU	2	24	12.0	2	15	0	0	0.0	0	0
at Washington State*	3	22	7.3	0	23	0	0	0.0	0	0
STANFORD	2	16	8.0	0	10	0	0	0.0	0	0
at Arizona*	2	19	9.5	0	13	0	0	0.0	0	0
UCLA	2	15	7.5	1	17	0	0	0.0	0	0
at California*	2	26	13.0	0	17	0	0	0.0	0	0
at Colorado	3	40	13.3	0	25	0	0	0.0	0	0
WASHINGTON*	1	4	4.0	0	4	0	0	0.0	0	0
UTAH	2	16	8.0	0	16	0	0	0.0	0	0
at Oregon State	1	53	53.0	0	53	0	0	0.0	0	0
vs. North Carolina*	5	84	16.8	0	28	0	0	0.0	0	0

2021

	REC	YDS	AVG	TD	LNG	RUSHING				
						ATT	YDS	AVG	TD	LNG
FRESNO STATE	1	7	7.0	0	7	0	0	0.0	0	0
at Ohio State	1	15	15.0	0	15	0	0	0.0	0	0
STONY BROOK*	4	31	7.8	1	13	0	0	0.0	0	0
ARIZONA*	1	9	9.0	1	9	0	0	0.0	0	0
at Stanford*	1	11	11.0	0	11	0	0	0.0	0	0
CALIFORNIA*	0	0	0.0	0	0	0	0	0.0	0	0
at UCLA*	1	7	7.0	0	7	0	0	0.0	0	0
COLORADO*	0	0	0.0	0	0	0	0	0.0	0	0
at Washington*	2	18	9.0	0	9	0	0	0.0	0	0
WASHINGTON STATE*	2	11	5.5	0	6	0	0	0.0	0	0
at Utah	0	0	0.0	0	0	0	0	0.0	0	0
OREGON STATE	2	19	9.5	0	14	0	0	0.0	0	0
vs. Utah	1	5	5.0	0	5	0	0	0.0	0	0
vs. Oklahoma	1	8	8.0	0	8	0	0	0.0	0	0

*started game

CAREER HIGHS

Receptions.....	7 vs. Idaho (8/31/24)
Receiving Yards.....	87 vs. Idaho (8/31/24)
Receiving Touchdowns.....	2 (3x) last vs. Washington (12/1/23)
Long Reception.....	62 vs. Michigan State (10/4/24)



BRANDON JOHNSON

Sr. » DB
Newton, N.C. » Newton-Conover HS/Duke

CAREER STATS

Table with columns: GP/GS, UA, A, TOT, TFL, SCK, FF, FR, INT, QBH, BRUP. Rows include 2021 (DUKE), 2022 (DUKE), 2023 (DUKE), 2024, and TOTAL.

2024

Table with columns: UA, A, TOT, TFL, SCK, FF, FR, INT, QBH, BRUP. Rows include IDAHO, BOISE STATE*, at Oregon State, at UCLA*, MICHIGAN STATE, OHIO STATE*, at Purdue*, ILLINOIS*, at Michigan*, MARYLAND*, at Wisconsin, WASHINGTON, vs. Penn State*, vs. Ohio State.

2023 (at Duke)

Table with columns: UA, A, TOT, TFL, SCK, FF, FR, INT, QBH, BRUP. Rows include CLEMSON*, LAFAYETTE*, NORTHWESTERN*, at Connecticut*, NOTRE DAME*, NC STATE*, at Florida State*, at Louisville*, WAKE FOREST*, at North Carolina*, at Virginia*, PITTSBURGH*, vs. Troy.

2022 (at Duke)

Table with columns: UA, A, TOT, TFL, SCK, FF, FR, INT, QBH, BRUP. Rows include TEMPLE*, at Northwestern*, NORTH CAROLINA A&T*, at Kansas*, VIRGINIA*, at Georgia Tech*, NORTH CAROLINA*, at Miami (Fla.)*, at Boston College*, VIRGINIA TECH*, at Pittsburgh*, WAKE FOREST*, vs. UCF*.

2021 (at Duke)

Table with columns: UA, A, TOT, TFL, SCK, FF, FR, INT, QBH, BRUP. Rows include at Charlotte, NORTH CAROLINA A&T, NORTHWESTERN, KANSAS, at North Carolina, GEORGIA TECH (DID NOT PLAY), at Virginia, at Wake Forest, PITTSBURGH, at Virginia Tech, LOUISVILLE, MIAMI (FLA)*.

*started game

CAREER HIGHS

Table listing career highs: Tackles (9 (2x) last at Virginia (11/25/23)), Tackles For Loss (2.0 (3x) last vs. Virginia Tech (11/12/22)), Sacks (2.0 (2x) last vs. Virginia Tech (11/12/22)), Interceptions (1 (3x) last vs. Idaho (8/31/24)), Interception Return Yards (29 at Miami (Fla.) (10/22/22)), QB Hurries (2 at Boston College (11/4/22)), Pass Breakups (2 (2x) last vs. Clemson (9/4/23)), Forced Fumbles (1 (2x) last vs. UCF (12/28/22)), Fumble Recoveries (1 (4x) last vs. Maryland (11/9/24)).



4

JESTIN JACOBS

Sr. » ILB
Englewood, Ohio » Northmont HS/Iowa

CAREER STATS

	GP/GS	UA	A	TOT	TFL	SCK	FF	FR	INT	QBH	BRUP
2020 (IOWA)	5/1	2	2	4	0.0-0	0.0-0	0	0-0	0-0	0	0
2021 (IOWA)	14/8	33	20	53	0.5-1	0.0-0	1	0-0	1-0	2	2
2022 (IOWA)	2/1	2	4	6	1.0-1	0.0-0	0	0-0	0-0	0	1
2023	8/5	18	14	32	1.0-8	1.0-8	0	0-0	0-0	0	1
2024	13/1	14	15	29	3.5-11	1.5-4	0	0-0	1-0	0	0
TOTAL	43/16	69	55	124	6.0-21	2.0-12	1	0-0	2-0	2	4

2024

	UA	A	TOT	TFL	SCK	FF	FR	INT	QBH	BRUP
IDAHO	0	1	1	0.5-1	0.0-0	0	0-0	0-0	0	0
BOISE STATE	0	2	2	0.0-0	0.0-0	0	0-0	0-0	0	0
at Oregon State*	1	3	4	0.0-0	0.0-0	0	0-0	0-0	0	0
at UCLA	2	2	4	0.5-1	0.5-1	0	0-0	0-0	0	0
MICHIGAN STATE	3	0	3	0.0-0	0.0-0	0	0-0	0-0	0	0
OHIO STATE	2	1	3	0.0-0	0.0-0	0	0-0	0-0	0	0
at Purdue	1	1	2	0.0-0	0.0-0	0	0-0	0-0	0	0
ILLINOIS	1	2	3	0.5-2	0.0-0	0	0-0	0-0	0	0
at Michigan	1	1	2	1.0-4	0.0-0	0	0-0	0-0	0	0
MARYLAND	1	0	1	0.0-0	0.0-0	0	0-0	1-0	0	0
at Wisconsin	0	1	1	0.0-0	0.0-0	0	0-0	0-0	0	0
WASHINGTON	1	0	1	1.0-3	1.0-3	0	0-0	0-0	0	0
vs. Penn State	1	1	2	0.0-0	0.0-0	0	0-0	0-0	0	0
vs. Ohio State	---	---	---	---	---	---	---	---	---	---

2023

	UA	A	TOT	TFL	SCK	FF	FR	INT	QBH	BRUP
PORTLAND STATE										
at Texas Tech										
HAWAII										
COLORADO										
at Stanford										
at Washington										
WASHINGTON STATE	3	3	6	1.0-8	1.0-8	0	0-0	0-0	0	0
at Utah	3	0	3	0.0-0	0.0-0	0	0-0	0-0	0	0
CALIFORNIA*	1	3	4	0.0-0	0.0-0	0	0-0	0-0	0	1
USC*	3	1	4	0.0-0	0.0-0	0	0-0	0-0	0	0
at Arizona State*	2	0	2	0.0-0	0.0-0	0	0-0	0-0	0	0
OREGON STATE*	1	3	4	0.0-0	0.0-0	0	0-0	0-0	0	0
vs. Washington*	4	4	8	0.0-0	0.0-0	0	0-0	0-0	0	0
vs. Liberty	1	0	1	0.0-0	0.0-0	0	0-0	0-0	0	0

2022 (at Iowa)

	UA	A	TOT	TFL	SCK	FF	FR	INT	QBH	BRUP
SOUTH DAKOTA STATE	1	4	5	0.0-0	0.0-0	0	0-0	0-0	0	1
IOWA STATE										
NEVADA										
at Rutgers	1	0	1	1.0-1	0.0-0	0	0-0	0-0	0	0
MICHIGAN										
at Illinois										
at Ohio State										
NORTHWESTERN										
at Purdue										
WISCONSIN										
at Minnesota										
NEBRASKA										
vs. Kentucky										

2021 (at Iowa)

	UA	A	TOT	TFL	SCK	FF	FR	INT	QBH	BRUP
INDIANA	3	1	4	0.5-1	0.0-0	0	0-0	0-0	0	0
at Iowa State	4	0	4	0.0-0	0.0-0	0	0-0	0-0	0	1
KENT STATE	3	5	8	0.0-0	0.0-0	0	0-0	0-0	0	0
COLORADO STATE	4	4	8	0.0-0	0.0-0	0	0-0	0-0	1	0
at Maryland	2	2	4	0.0-0	0.0-0	0	0-0	0-0	0	0
PENN STATE	2	1	3	0.0-0	0.0-0	0	0-0	1-0	0	0
PURDUE	2	1	3	0.0-0	0.0-0	0	0-0	0-0	0	0
at Wisconsin	2	1	3	0.0-0	0.0-0	0	0-0	0-0	1	1
at Northwestern	1	0	0	0.0-0	0.0-0	0	0-0	0-0	0	0
MINNESOTA	2	2	4	0.0-0	0.0-0	0	0-0	0-0	0	0
ILLINOIS	4	0	4	0.0-0	0.0-0	0	0-0	0-0	0	0
at Nebraska	1	1	2	0.0-0	0.0-0	0	0-0	0-0	0	0
vs. Michigan	1	0	1	0.0-0	0.0-0	0	0-0	0-0	0	0
vs. Kentucky	2	2	4	0.0-0	0.0-0	0	0-0	0-0	0	0

2020 (at Iowa)

	UA	A	TOT	TFL	SCK	FF	FR	INT	QBH	BRUP
at Purdue	0	1	1	0.0-0	0.0-0	0	0-0	0-0	0	0
NORTHWESTERN	0	0	0	0.0-0	0.0-0	0	0-0	0-0	0	0
MICHIGAN STATE	1	1	2	0.0-0	0.0-0	0	0-0	0-0	0	0
at Minnesota	0	0	0	0.0-0	0.0-0	0	0-0	0-0	0	0
at Penn State										
NEBRASKA										
at Illinois	1	0	1	0.0-0	0.0-0	0	0-0	0-0	0	0
WISCONSIN										

*started game

CAREER HIGHS

Tackles	8 (3x) last vs. Washington (12/1/23)
Tackles For Loss	1.0 (4x) last vs. Washington (11/30/24)
Sacks	1.0 (2x) last vs. Washington (11/30/24)
Interceptions	1 (2x) vs. Maryland (11/9/24)
Interception Return Yards	none
QB Hurries	1 (2x) last at Wisconsin (10/30/21)
Pass Breakups	1 (4x) last vs. California (11/4/23)
Forced Fumbles	1 vs. Iowa State (9/11/21)
Fumble Recoveries	none



S DANTE MOORE

SO. » QB
Detroit, Mich » Martin Luther King Jr. HS/UCLA

CAREER STATS

	GP/GS	PASSING							RUSHING			
		COMP	ATT	PCT	YDS	TD	INT	LNG	CAR	YDS	AVG	TD
2023 (UCLA)	9/5	114	213	53.5	1,610	11	9	81	45	-84	-19	0
2024	4/0	7	7	1.000	49	0	0	11	1	6	6.0	0
TOTAL	13/5	121	220	55.0	1,659	11	9	81	46	-77	-1.7	0

2024

	PASSING							RUSHING			
	COMP	ATT	PCT	YDS	TD	INT	LNG	CAR	YDS	AVG	TD
IDAHO	DID NOT PLAY										
BOISE STATE	DID NOT PLAY										
at Oregon State	3	3	1.000	15	0	0	7	0	0	0.0	0
at UCLA	DID NOT PLAY										
MICHIGAN STATE	1	1	1.000	7	0	0	7	1	6	6.0	0
OHIO STATE	DID NOT PLAY										
at Purdue	DID NOT PLAY										
ILLINOIS	DID NOT PLAY										
at Michigan	DID NOT PLAY										
MARYLAND	DID NOT PLAY										
at Wisconsin	DID NOT PLAY										
WASHINGTON	3	3	1.000	27	0	0	11	0	0	0.0	0
vs. Penn State	0	0	.000	0	0	0	0	0	0	0.0	0
vs. Ohio State	---	---	---	---	---	---	---	---	---	---	---

2023 (at UCLA)

	PASSING							RUSHING			
	COMP	ATT	PCT	YDS	TD	INT	LNG	CAR	YDS	AVG	TD
COASTAL CAROLINA	7	12	58.3	143	2	1	62	1	-4	-2.0	0
at San Diego State*	17	27	63.0	290	3	0	81	5	-3	-0.6	0
N.C. CENTRAL*	8	12	66.7	182	2	0	67	1	5	5.0	0
at Utah*	15	35	42.9	234	1	1	45	10	-51	-5.1	0
WASHINGTON STATE*	22	44	50.0	290	1	2	43	5	-25	-5.0	0
at Oregon State*	14	33	42.4	165	1	3	34	10	18	1.8	0
at Stanford	4	5	80.0	26	0	0	9	1	11	11.0	0
COLORADO	DID NOT PLAY										
at Arizona	4	7	57.1	14	0	0	8	0	0	0.0	0
ARIZONA STATE	DID NOT PLAY										
at USC	DID NOT PLAY										
CALIFORNIA	23	38	60.5	266	1	2	24	11	-36	-3.3	0
vs. Boise State	DID NOT PLAY										

*started game

CAREER HIGHS

Completions	22 vs. Washington State (10/7/23)
Attempts	44 vs. Washington State (10/7/23)
Completion Percentage	1.000 (3-for-3) vs. Oregon State (9/14/24)
Passing Yards	290 (2x) last vs. Washington State (10/7/23)
TD Passes	3 at San Diego State (9/9/23)
Interceptions	3 at Oregon State (10/14/23)
Long Pass	81 at San Diego State (9/9/23)
Rushes	10 (2x) last at Oregon State (10/14/23)
Rushing Yards	18 at Oregon State (10/14/23)
Rushing TDs	none
100-Yard Rushing Games	none



S

KOBE SAVAGE

Sr. » DB
Paris, Texas » Paris HS/Texas A&M Commerce/Tyler JC/Kansas State

B

JAHIL FLORENCE

Jr. » DB
Southeast San Diego, Calif. » Lincoln HS

CAREER STATS

	GP/GS	UA	A	TOT	TFL	SCK	FF	FR	INT	QBH	BRUP
2022 (KSU)	10/10	45	13	58	3.0-11	0.0-0	1	0-0	3-3	0	0
2023 (KSU)	12/12	38	19	57	3.5-7	0.0-0	0	0-0	3-7	2	0
2024	13/13	33	28	61	2.5-9	0.0-0	0	1-0	0-0	0	1
TOTAL	35/35	116	60	176	9.0-27	0.0-0	1	1-0	6-10	2	1

2024

	UA	A	TOT	TFL	SCK	FF	FR	INT	QBH	BRUP
IDAHO*	1	2	3	0.5-2	0.0-0	0	0-0	0-0	0	0
BOISE STATE*	0	4	4	0.0-0	0.0-0	0	0-0	0-0	0	1
at Oregon State*	2	3	5	0.0-0	0.0-0	0	0-0	0-0	0	0
at UCLA*	3	2	5	0.0-0	0.0-0	0	0-0	0-0	0	0
MICHIGAN STATE*	1	0	1	0.0-0	0.0-0	0	0-0	0-0	0	0
OHIO STATE*	3	5	8	0.0-0	0.0-0	0	0-0	0-0	0	0
at Purdue*	3	0	3	0.0-0	0.0-0	0	1-0	0-0	0	0
ILLINOIS*	2	0	2	0.0-0	0.0-0	0	0-0	0-0	0	0
at Michigan*	3	4	7	0.0-0	0.0-0	0	0-0	0-0	0	0
MARYLAND*	6	3	9	0.0-0	0.0-0	0	0-0	0-0	0	0
at Wisconsin*	2	1	3	1.0-4	0.0-0	0	0-0	0-0	0	0
WASHINGTON*	3	1	4	1.0-3	0.0-0	0	0-0	0-0	0	0
vs. Penn State*	4	3	7	0.0-0	0.0-0	0	0-0	0-0	0	0
vs. Ohio State	---	---	---	---	---	---	---	---	---	---

2023 (at Kansas State)

	UA	A	TOT	TFL	SCK	FF	FR	INT	QBH	BRUP
SEMO*	3	2	5	1.0-1	0.0-0	0	0-0	0-0	0	0
TROY*	2	1	3	0.0-0	0.0-0	0	0-0	0-0	0	0
at Missouri*	8	0	8	1.0-4	0.0-0	0	0-0	0-0	1	0
UCF*	2	0	2	0.0-0	0.0-0	0	0-0	0-0	0	0
at Oklahoma State*	4	4	8	0.5-1	0.0-0	0	0-0	0-0	0	0
at Texas Tech*	4	3	7	0.0-0	0.0-0	0	0-0	2-7	1	0
TCU*	2	3	5	0.0-0	0.0-0	0	0-0	0-0	0	0
HOUSTON*	4	1	5	0.0-0	0.0-0	0	0-0	0-0	0	0
at Texas*	2	4	6	0.0-0	0.0-0	0	0-0	0-0	0	0
BAYLOR*	1	1	2	0.0-0	0.0-0	0	0-0	0-0	0	0
at Kansas*	5	0	5	0.0-0	0.0-0	0	0-0	0-0	0	0
IOWA STATE*	1	0	1	1.0-1	0.0-0	0	0-0	0-0	0	0
vs. NC State										

2022 (at Kansas State)

	UA	A	TOT	TFL	SCK	FF	FR	INT	QBH	BRUP
SOUTH DAKOTA*	2	0	2	1.0-4	0.0-0	0	0-0	0-0	0	0
MISSOURI*	2	1	3	0.0-0	0.0-0	0	0-0	1-0	0	0
TULANE*	7	0	7	0.0-0	0.0-0	0	0-0	1-0	0	0
at Oklahoma*	8	3	11	0.0-0	0.0-0	0	0-0	0-0	0	0
TEXAS TECH*	8	1	9	1.0-2	0.0-0	1	0-0	0-0	0	0
at Iowa State*	4	1	5	0.0-0	0.0-0	0	0-0	0-0	0	0
at TCU*	3	3	6	0.0-0	0.0-0	0	0-0	0-0	0	0
OKLAHOMA STATE*	4	0	4	0.0-0	0.0-0	0	0-0	0-0	0	0
TEXAS*	5	3	8	1.0-5	0.0-0	0	0-0	0-0	0	0
at Baylor*	2	1	3	0.0-0	0.0-0	0	0-0	1-3	0	0
at West Virginia										
KANSAS										
vs. TCU										
vs. Alabama										

*started game

CAREER HIGHS

Tackles11 at Oklahoma (9/24/22)
Tackles For Loss1.0 (6x) last vs. Iowa State (11/25/23)
Sacksnone
Interceptions2 at Texas Tech (10/14/23)
Interception Return Yards7 at Texas Tech (10/14/23)
QB Hurries1 (2x) last at Texas Tech (10/14/23)
Pass Breakups1 vs. Boise State (9/7/24)
Forced Fumbles1 vs. Texas Tech (10/1/22)
Fumble Recoveries1 at Purdue (10/18/24)

CAREER STATS

	GP/GS	UA	A	TOT	TFL	SCK	FF	FR	INT	QBH	BRUP
2022	8/0	6	2	8	1.0-2	0.0-0	1	0-0	1-(-2)	0	0
2023	11/9	21	6	27	2.0-4	1.0-2	0	0-0	1-0	0	1
2024	---	---	---	---	---	---	---	---	---	---	---
TOTAL	19/9	27	8	35	3.0-6	1.0-2	1	0-0	2-(-2)	0	1

2024

	UA	A	TOT	TFL	SCK	FF	FR	INT	QBH	BRUP
IDAHO										
BOISE STATE										
at Oregon State										
at UCLA										
MICHIGAN STATE										
OHIO STATE										
at Purdue										
ILLINOIS										
at Michigan										
MARYLAND										
at Wisconsin										
WASHINGTON										
vs. Penn State										
vs. Ohio State	---	---	---	---	---	---	---	---	---	---

2023

	UA	A	TOT	TFL	SCK	FF	FR	INT	QBH	BRUP
PORTLAND STATE	0	0	0	0.0-0	0.0-0	0	0-0	0-0	0	0
at Texas Tech*	2	0	2	0.0-0	0.0-0	0	0-0	0-0	0	0
HAWAII*	0	1	1	0.0-0	0.0-0	0	0-0	0-0	0	0
COLORADO*	0	0	0	0.0-0	0.0-0	0	0-0	0-0	0	0
at Stanford*	1	1	2	0.0-0	0.0-0	0	0-0	0-0	0	1
at Washington*	3	0	3	0.0-0	0.0-0	0	0-0	1-0	0	0
WASHINGTON STATE	1	0	1	1.0-2	1.0-2	0	0-0	0-0	0	0
at Utah*	8	1	9	0.0-0	0.0-0	0	0-0	0-0	0	0
CALIFORNIA*	2	2	4	0.0-0	0.0-0	0	0-0	0-0	0	0
USC	1	0	1	0.0-0	0.0-0	0	0-0	0-0	0	0
at Arizona State*	3	1	4	1.0-2	0.0-0	0	0-0	0-0	0	0
OREGON STATE										
vs. Washington										
vs. Liberty										

2022

	UA	A	TOT	TFL	SCK	FF	FR	INT	QBH	BRUP
vs. Georgia	0	0	0	0.0-0	0.0-0	0	0-0	0-0	0	0
EASTERN WASHINGTON	1	0	1	0.0-0	0.0-0	0	0-0	0-0	0	0
BYU	0	0	0	0.0-0	0.0-0	0	0-0	0-0	0	0
at Washington State										
STANFORD	1	1	2	1.0-0	0.0-0	1	0-0	0-0	0	0
at Arizona	3	1	4	0.0-0	0.0-0	0	0-0	1-(-2)	0	0
UCLA	0	0	0	0.0-0	0.0-0	0	0-0	0-0	0	0
at California										
at Colorado	1	0	1	0.0-0	0.0-0	0	0-0	0-0	0	0
WASHINGTON										
UTAH										
at Oregon State										
vs. North Carolina	0	0	0	0.0-0	0.0-0	0	0-0	0-0	0	0

*started game

CAREER HIGHS

Tackles9 at Utah (10/29/23)
Tackles For Loss1.0 (3x) last at Arizona State (11/18/23)
Sacks1.0 vs. Washington State (10/21/23)
Interceptions1 (2x) last at Washington (10/14/23)
Interception Return Yards-2 at Arizona (10/8/22)
QB Hurriesnone
Pass Breakupsnone
Forced Fumbles1 at Stanford (10/1/22)
Fumble Recoveriesnone



NOAH WHITTINGTON

Jr. » RB
Fort Valley, Ga. » Peach County HS/Western Kentucky

CAREER STATS

	GP/GS	RUSHING					RECEIVING				
		ATT	YDS	AVG	TD	LNG	REC	YDS	AVG	TD	LNG
2020 (WKU)	12/0	16	39	2.4	0	15	3	5	1.7	0	7
2021 (WKU)	12/7	101	617	6.1	2	86	12	58	4.8	0	20
2022	13/1	139	779	5.6	5	55	22	169	7.7	1	29
2023	4/0	20	146	7.3	2	41	10	78	7.8	0	31
2024	13/0	112	537	4.8	5	28	18	106	5.9	2	18
TOTAL	54/8	388	2,118	5.5	14	86	65	416	6.4	3	31

2024

	RUSHING					RECEIVING				
	ATT	YDS	AVG	TD	LNG	REC	YDS	AVG	TD	LNG
IDAHO	14	33	2.4	0	8	4	32	8.0	0	14
BOISE STATE	6	21	3.5	0	8	0	0	0.0	0	0
at Oregon State	8	64	9.1	1	27	0	0	0.0	0	0
at UCLA	8	23	2.6	0	7	1	-2	-2.0	0	-2
MICHIGAN STATE	7	26	3.7	0	7	1	4	4.0	0	4
OHIO STATE	3	7	2.3	0	4	2	8	4.0	0	5
at Purdue	9	42	4.7	0	20	4	24	6.0	1	11
ILLINOIS	7	56	8.0	1	18	2	20	10.0	1	18
at Michigan	11	36	3.3	2	6	0	0	0.0	0	0
MARYLAND	13	77	5.9	0	28	0	0	0.0	0	0
at Wisconsin	3	5	1.7	0	2	1	1	1.0	0	1
WASHINGTON	9	67	7.4	1	20	2	18	9.0	0	17
vs. Penn State	15	82	5.5	0	26	1	1	1.0	0	1
vs. Ohio State	---	---	---	---	---	---	---	---	---	---

2023

	RUSHING					RECEIVING				
	ATT	YDS	AVG	TD	LNG	REC	YDS	AVG	TD	LNG
PORTLAND STATE	0	0	0.0	0	0	0	0	0.0	0	0
at Texas Tech	7	21	3.0	0	7	6	60	10.0	0	31
HAWAII	5	80	16.0	1	41	3	17	7.7	0	16
COLORADO	8	45	5.6	1	16	1	1	1.0	0	1
at Stanford										DID NOT PLAY
at Washington										DID NOT PLAY
WASHINGTON STATE										DID NOT PLAY
at Utah										DID NOT PLAY
CALIFORNIA										DID NOT PLAY
USC										DID NOT PLAY
at Arizona State										DID NOT PLAY
OREGON STATE										DID NOT PLAY
vs. Washington										DID NOT PLAY
vs. Liberty										DID NOT PLAY

2022

	RUSHING					RECEIVING				
	ATT	YDS	AVG	TD	LNG	REC	YDS	AVG	TD	LNG
vs. Georgia	3	14	4.7	0	11	1	7	7.0	0	7
EASTERN WASHINGTON*	8	29	3.6	1	20	1	9	9.0	0	9
BYU	13	66	5.1	0	12	1	3	3.0	0	3
at Washington State	11	69	6.3	0	18	0	0	0.0	0	0
STANFORD	11	66	6.0	0	16	1	4	4.0	0	4
at Arizona	6	92	15.3	1	55	1	6	6.0	0	6
UCLA	12	75	6.1	0	14	0	0	0.0	0	0
at California	10	66	6.6	0	12	5	67	13.4	1	29
at Colorado	8	37	4.6	1	9	5	26	5.2	0	11
WASHINGTON	20	106	5.3	1	29	0	0	0.0	0	0
UTAH	10	53	5.3	0	16	3	10	3.3	0	9
at Oregon State	16	81	5.1	1	10	0	0	0.0	0	0
vs. North Carolina	11	27	2.5	0	8	5	37	7.4	0	11

2021 (at Western Kentucky)

	RUSHING					RECEIVING				
	ATT	YDS	AVG	TD	LNG	REC	YDS	AVG	TD	LNG
UT MARTIN										DID NOT PLAY
at Army*	8	33	4.1	0	13	1	8	8.0	0	8
INDIANA*	6	41	6.8	0	13	1	4	4.0	0	4
at Michigan State	7	37	5.3	0	9	1	6	6.0	0	6
UTSA*	8	49	6.1	0	11	1	4	4.0	0	4
at Old Dominion*	4	24	6.0	0	8	0	0	0.0	0	0
at FIU										DID NOT PLAY
CHARLOTTE	10	66	6.6	1	22	1	8	8.0	0	8
MIDDLE TENNESSEE	17	67	3.9	0	12	2	20	10.0	0	20
at Rice	7	20	2.9	0	6	0	0	0.0	0	0
FLORIDA ATLANTIC	9	46	5.1	0	11	1	0	0.0	0	0
at Marshall*	14	69	4.9	0	11	1	-1	-1.0	0	0
at UTSA*	4	15	3.8	0	8	2	11	5.5	0	7
vs. Appalachian State*	7	150	21.4	1	86	1	-2	-2.0	0	0

2020 (at Western Kentucky)

	RUSHING					RECEIVING				
	ATT	YDS	AVG	TD	LNG	REC	YDS	AVG	TD	LNG
at Louisville	5	16	3.2	0	15	0	0	0.0	0	0
LIBERTY	2	0	0.0	0	6	0	0	0.0	0	0
at Middle Tennessee	0	0	0.0	0	0	0	0	0.0	0	0
MARSHALL	1	1	1.0	0	1	0	0	0.0	0	0
at UAB	4	8	2.0	0	3	2	6	3.0	0	7
CHATTANOOGA	0	0	0.0	0	0	0	0	0.0	0	0
at BYU	2	5	2.5	0	4	0	0	0.0	0	0
at Florida Atlantic	1	-1	-1.0	0	0	0	0	0.0	0	0
SOUTHERN MISS	0	0	0.0	0	0	0	0	0.0	0	0
FIU	0	0	0.0	0	0	0	0	0.0	0	0
at Charlotte	1	10	10.0	0	10	0	0	0.0	0	0
vs. Georgia State	0	0	0.0	0	0	1	-1	-1.0	0	0

*started game

CAREER HIGHS

Rushes	20 vs. Washington (11/12/22)
Rushing Yards	150 vs. Appalachian State (12/18/21)
Rushing TDs	2 at Michigan (11/2/24)
Long Rush	86 vs. Appalachian State (12/18/21)
100-Yard Games	2 last vs. Washington (11/12/22)
Receptions	6 at Texas Tech (9/9/23)
Receiving Yards	67 at California (10/29/22)
Receiving TDs	1 (3x) last vs. Illinois (10/26/24)
Long Reception	31 at Texas Tech (9/9/23)
All-Purpose Yards	148 vs. Appalachian State (12/18/21)

JABBAR MUHAMMAD

Sr. » DB
DeSoto, Texas » DeSoto HS/Oklahoma State/Washington

CAREER STATS

	GP/GS	UA	A	TOT	TFL	SCK	FF	FR	INT	QBH	BRUP
2020 (OSU)	5/0	1	0	1	0.0-0	0.0-0	0	0-0	0-0	0	0
2021 (OSU)	14/1	18	5	23	0.5-4	0.5-4	0	0-0	0-0	1	3
2022 (OSU)	12/12	32	16	48	0.5-1	0.0-0	1	0-0	1-0	0	9
2023 (UW)	15/15	41	5	46	5.0-21	2.0-13	0	1-0	3-53	0	16
2024	13/13	19	17	36	0.5-1	0.0-0	0	0-0	0-0	0	11
TOTAL	59/41	111	43	154	6.5-27	2.5-17	1	1-0	4-53	1	39

2024

	UA	A	TOT	TFL	SCK	FF	FR	INT	QBH	BRUP
IDAHO*	1	1	2	0.0-0	0.0-0	0	0-0	0-0	0	0
BOISE STATE*	2	4	6	0.5-1	0.0-0	0	0-0	0-0	0	3
at Oregon State*	3	2	5	0.0-0	0.0-0	0	0-0	0-0	0	1
at UCLA*	0	0	0	0.0-0	0.0-0	0	0-0	0-0	0	2
MICHIGAN STATE*	1	1	2	0.0-0	0.0-0	0	0-0	0-0	0	0
OHIO STATE*	2	2	4	0.0-0	0.0-0	0	0-0	0-0	0	0
at Purdue*	2	0	2	0.0-0	0.0-0	0	0-0	0-0	0	1
ILLINOIS*	1	0	1	0.0-0	0.0-0	0	0-0	0-0	0	0
at Michigan*	3	3	6	0.0-0	0.0-0	0	0-0	0-0	0	1
MARYLAND*	1	0	1	0.0-0	0.0-0	0	0-0	0-0	0	1
at Wisconsin*	1	1	2	0.0-0	0.0-0	0	0-0	0-0	0	0
WASHINGTON*	0	2	2	0.0-0	0.0-0	0	0-0	0-0	0	0
vs. Penn State*	2	1	3	0.0-0	0.0-0	0	0-0	0-0	0	2
vs. Ohio State	---	---	---	---	---	---	---	---	---	---

2023 (at Washington)

	UA	A	TOT	TFL	SCK	FF	FR	INT	QBH	BRUP
BOISE STATE*	1	0	1	0.0-0	0.0-0	0	0-0	0-0	0	1
TULSA*	4	0	4	1.0-4	1.0-4	0	0-0	0-0	0	1
at Michigan State*	3	0	3	0.0-0	0.0-0	0	0-0	0-0	0	1
CALIFORNIA*	0	0	0	0.0-0	0.0-0	0	0-0	1-42	0	0
at Arizona*	2	1	3	1.0-2	0.0-0	0	0-0	0-0	0	0
OREGON*	2	1	3	0.0-0	0.0-0	0	0-0	0-0	0	2
ARIZONA STATE*	6	1	7	2.0-6	0.0-0	0	0-0	0-0	0	1
at Stanford*	7	1	8	1.0-9	1.0-9	0	0-0	0-0	0	1
at USC*	3	0	3	0.0-0	0.0-0	0	0-0	0-0	0	0
UTAH	3	1	4	0.0-0	0.0-0	0	0-0	0-0	0	0
at Oregon State*	1	0	1	0.0-0	0.0-0	0	1-0	2-11	0	4
WASHINGTON STATE*	5	0	5	0.0-0	0.0-0	0	0-0	0-0	0	1
vs. Oregon*	0	0	0	0.0-0	0.0-0	0	0-0	0-0	0	1
vs. Texas*	2	0	2	0.0-0	0.0-0	0	0-0	0-0	0	3
vs. Michigan*	2	0	2	0.0-0	0.0-0	0	0-0	0-0	0	1

2022 (at Oklahoma State)

	UA	A	TOT	TFL	SCK	FF	FR	INT	QBH	BRUP
CENTRAL MICHIGAN*	3	1	4	0.0-0	0.0-0	0	0-0	0-0	0	0
ARIZONA STATE*	1	2	3	0.0-0	0.0-0	0	0-0	0-0	0	0
ARKANSAS-PINE BLUFF*	0	0	0	0.0-0	0.0-0	0	0-0	0-0	0	1
at Baylor*	4	4	8	0.0-0	0.0-0	0	0-0	0-0	0	0
TEXAS TECH*	3	3	6	0.5-1	0.0-0	0	0-0	0-0	0	3
at TCU*	2	1	3	0.0-0	0.0-0	0	0-0	0-0	0	1
TEXAS*	3	2	5	0.0-0	0.0-0	0	0-0	0-0	0	0
at Kansas State*	5	0	5	0.0-0	0.0-0	0	0-0	0-0	0	1
at Kansas*	5	2	7	0.0-0	0.0-0	0	0-0	0-0	0	0
IOWA STATE*	0	1	1	0.0-0	0.0-0	0	0-0	1-0	0	2
at Oklahoma*	5	0	5	0.0-0	0.0-0	1	0-0	0-0	0	0
WEST VIRGINIA*	1	0	1	0.0-0	0.0-0	0	0-0	0-0	0	1

2021 (at Oklahoma State)

	UA	A	TOT	TFL	SCK	FF	FR	INT	QBH	BRUP
SW Missouri State	2	1	3	0.5-4	0.5-4	0	0-0	0-0	1	0
TULSA	1	0	1	0.0-0	0.0-0	0	0-0	0-0	0	0
at Boise State	0	0	0	0.0-0	0.0-0	0	0-0	0-0	0	0
KANSAS STATE	0	0	0	0.0-0	0.0-0	0	0-0	0-0	0	0
BAYLOR	3	0	3	0.0-0	0.0-0	0	0-0	0-0	0	0
at Texas	1	0	1	0.0-0	0.0-0	0	0-0	0-0	0	0
at Iowa State	0	0	0	0.0-0	0.0-0	0	0-0	0-0	0	0
KANSAS	0	0	0	0.0-0	0.0-0	0	0-0	0-0	0	0
at West Virginia	1	0	1	0.0-0	0.0-0	0	0-0	0-0	0	1
TCU	0	1	1	0.0-0	0.0-0	0	0-0	0-0	0	0
at Texas Tech	1	0	1	0.0-0	0.0-0	0	0-0	0-0	0	0
OKLAHOMA	0	0	0	0.0-0	0.0-0	0	0-0	0-0	0	0
vs. Baylor	2	2	4	0.0-0	0.0-0	0	0-0	0-0	0	0
vs. Notre Dame*	7	1	8	0.0-0	0.0-0	0	0-0	0-0	0	2

2020 (at Oklahoma State)

	UA	A	TOT	TFL	SCK	FF	FR	INT	QBH	BRUP
TULSA										
WEST VIRGINIA										
at Kansas	1	0	1	0.0-0	0.0-0	0	0-0	0-0	0	0
IOWA STATE										
TEXAS										
at Kansas State	0	0	0	0.0-0	0.0-0	0	0-0	0-0	0	0
at Oklahoma										
TEXAS TECH	0	0	0	0.0-0	0.0-0	0	0-0	0-0	0	0
at TCU	0	0	0	0.0-0	0.0-0	0	0-0	0-0	0	0
at Baylor										
vs. Miami (Fla.)	0	0	0	0.0-0	0.0-0	0	0-0	0-0	0	0

*started game

CAREER HIGHS

Tackles.....	8 (3x) last at Stanford (10/28/23)
Tackles For Loss.....	2.0 vs. Arizona State (10/21/21)
Sacks.....	2.0 vs. Arizona State (10/21/21)
Interceptions.....	2 at Oregon State (11/18/23)
Interception Return Yards.....	42 vs. California (9/23/23)
QB Hurries.....	1 vs. Southwest Missouri State (9/4/21)
Pass Breakups.....	4 at Oregon State (11/18/23)
Forced Fumbles.....	1 at Oklahoma (11/19/22)
Fumble Recoveries.....	1 at Oregon State (11/18/23)



7 EVAN STEWART

Jr. » WR
Memphis, Tenn. » Liberty HS/Texas A&M

CAREER STATS

	GP/GS	RECEIVING					RUSHING				
		REC	YDS	AVG	TD	LNG	ATT	YDS	AVG	TD	LNG
2022 (TAMU)	10/8	53	649	12.2	2	43	1	-1	-1.0	0	-1
2023 (TAMU)	8/7	38	514	13.5	4	44	1	-3	-3.0	0	-3
2024	13/12	48	613	12.8	5	69	0	0	0.0	0	0
TOTAL	31/27	139	1,776	12.8	11	69	2	-4	-2.0	0	-1

2024

	RECEIVING					RUSHING				
	REC	YDS	AVG	TD	LNG	ATT	YDS	AVG	TD	LNG
IDAHO*	3	15	5.0	0	7	0	0	0.0	0	0
BOISE STATE*	5	112	22.4	1	67	0	0	0.0	0	0
at Oregon State*	3	26	8.7	0	12	0	0	0.0	0	0
at UCLA*	3	9	3.0	0	11	0	0	0.0	0	0
MICHIGAN STATE*	2	20	10.0	1	11	0	0	0.0	0	0
OHIO STATE*	7	149	21.3	1	69	0	0	0.0	0	0
at Purdue*	4	96	24.0	0	49	0	0	0.0	0	0
ILLINOIS*	1	19	19.0	0	19	0	0	0.0	0	0
at Michigan*	3	16	5.3	1	8	0	0	0.0	0	0
MARYLAND*	6	55	9.2	1	17	0	0	0.0	0	0
at Wisconsin*	10	92	9.2	0	32	0	0	0.0	0	0
WASHINGTON*	1	4	4.0	0	4	0	0	0.0	0	0
vs. Penn State	0	0	0.0	0	0	0	0	0.0	0	0
vs. Ohio State	---	---	---	---	---	---	---	---	---	---

2023 (at Texas A&M)

	RECEIVING					RUSHING				
	REC	YDS	AVG	TD	LNG	ATT	YDS	AVG	TD	LNG
NEW MEXICO*	8	115	14.4	2	35	0	0	0.0	0	0
at Miami (Fla.)*	11	142	12.9	0	44	0	0	0.0	0	0
LOUISIANA-MONROE	DID NOT PLAY									
AUBURN*	3	50	16.7	1	37	0	0	0.0	0	0
ARKANSAS*	2	50	25.0	1	32	1	-3	-3.0	0	-3
ALABAMA*	3	46	15.3	0	32	0	0	0.0	0	0
at Tennessee*	4	48	12.0	0	21	0	0	0.0	0	0
SOUTH CAROLINA*	6	55	9.2	0	16	0	0	0.0	0	0
at Mississippi	DID NOT PLAY									
MISSISSIPPI STATE	DID NOT PLAY									
ABILENE CHRISTIAN	1	8	8.0	0	8	0	0	0.0	0	0
at LSU	DID NOT PLAY									
vs. Oklahoma State	DID NOT PLAY									

2022 (at Texas A&M)

	RECEIVING					KICK RETURNS				
	REC	YDS	AVG	TD	LNG	ATT	YDS	AVG	TD	LNG
SAM HOUSTON STATE*	5	57	11.4	0	23	0	0	0.0	0	0
APPALACHIAN STATE*	5	48	9.6	0	19	0	0	0.0	0	0
MIAMI (FLA.)	DID NOT PLAY									
ARKANSAS*	3	36	12.0	1	18	0	0	0.0	0	0
at Mississippi State*	5	56	11.2	0	26	0	0	0.0	0	0
at Alabama*	8	106	13.3	0	43	0	0	0.0	0	0
at South Carolina*	6	87	14.5	0	25	0	0	0.0	0	0
MISSISSIPPI	6	88	14.7	1	36	0	0	0.0	0	0
FLORIDA*	8	120	15.0	0	29	1	19	19.0	0	19
at Auburn*	3	9	3.0	0	4	0	0	0.0	0	0
MASSACHUSETTS	DID NOT PLAY									
LSU	4	42	10.5	0	13	0	0	0.0	0	0

*started game

CAREER HIGHS

Receptions.....	11 at Miami (Fla.) (9/9/23)
Receiving Yards.....	149 vs. Ohio State (10/12/24)
Receiving Touchdowns.....	2 vs. New Mexico (9/2/23)
Long Reception.....	69 vs. Ohio State (10/12/24)
100-Yard Receiving Games.....	6, last 149 vs. Ohio State (10/12/24)



DILLON GABRIEL

Sr. » QB
Mililani, Hawaii » Mililani HS/UCF/Oklahoma

CAREER STATS

	GP/GS	PASSING						RUSHING					
		COMP	ATT	PCT	YDS	TD	INT	LNG	CAR	YDS	AVG	TD	
2019 (UCF)	13/12	236	398	59.3	3,653	29	7	75	71	78	1.1	4	
2020 (UCF)	10/10	248	413	60.0	3,570	32	4	93	72	169	2.3	2	
2021 (UCF)	3/3	70	102	68.6	814	9	3	47	24	125	5.2	2	
2022 (OK)	12/12	230	367	62.7	3,168	25	6	78	89	315	3.5	6	
2023 (OK)	12/12	266	384	69.3	3,660	30	6	63	93	373	4.0	12	
2024	13/13	297	406	73.2	3,558	28	6	69	63	192	3.0	7	
TOTAL	63/62	1,347	2,070	65.1	18,423	153	32	93	412	1,252	3.0	33	

2024

	GP/GS	PASSING						RUSHING					
		COMP	ATT	PCT	YDS	TD	INT	LNG	CAR	YDS	AVG	TD	
IDAHO*		41	49	83.7	380	2	0	24	3	-23	-7.7	0	
BOISE STATE*		18	21	85.7	243	2	0	67	11	-15	-1.4	1	
at Oregon State*		20	24	83.3	291	2	0	65	4	64	16.0	1	
at UCLA*		31	41	75.6	278	3	1	52	3	23	7.7	0	
MICHIGAN STATE*		20	32	62.5	257	2	2	62	3	22	7.3	1	
OHIO STATE*		23	34	67.6	341	2	0	69	4	32	8.0	1	
at Purdue*		21	25	84.0	290	2	1	49	5	-11	-2.2	0	
ILLINOIS*		18	26	69.2	291	3	1	34	3	5	1.7	1	
at Michigan*		22	34	64.7	294	1	0	47	3	23	7.7	1	
MARYLAND*		23	34	67.6	183	3	0	26	4	28	7.0	0	
at Wisconsin*		22	31	71.0	218	0	1	32	11	7	0.6	0	
WASHINGTON*		16	23	69.6	209	2	0	39	3	20	6.7	9	
vs. Penn State*		22	32	68.8	283	4	0	48	6	17	2.8	11	
vs. Ohio State		---	---	---	---	---	---	---	---	---	---	---	

2023 (at Oklahoma)

	GP/GS	PASSING						RUSHING					
		COMP	ATT	PCT	YDS	TD	INT	LNG	CAR	YDS	AVG	TD	
ARKANSAS STATE*		19	22	86.4	308	2	0	52	2	15	7.5	1	
SMU*		19	27	70.4	176	4	0	29	8	20	2.5	0	
at Tulsa*		28	31	90.3	421	5	1	55	0	0	0.0	0	
at Cincinnati*		26	38	68.4	322	1	0	49	11	23	2.1	1	
IOWA STATE*		26	39	66.7	366	3	1	54	8	37	4.6	2	
vs. Texas*		23	38	60.5	285	1	0	43	14	113	8.1	1	
UCF*		25	38	65.8	253	3	1	42	10	22	2.2	0	
at Kansas*		14	19	73.7	171	0	1	39	14	64	4.6	3	
at Oklahoma State*		26	37	70.3	344	1	1	49	4	-7	-1.8	0	
WEST VIRGINIA*		23	36	63.9	423	5	0	63	11	50	4.5	3	
at BYU*		13	21	61.9	191	2	0	55	4	0	0.0	0	
TCU*		24	38	63.2	400	3	1	59	7	36	5.1	1	
vs. Arizona													

2022 (at Oklahoma)

	GP/GS	PASSING						RUSHING					
		COMP	ATT	PCT	YDS	TD	INT	LNG	CAR	YDS	AVG	TD	
UTEP*		15	23	65.2	233	2	0	42	6	20	3.3	1	
KENT STATE*		21	28	75.0	296	3	0	58	4	-10	-2.5	0	
at Nebraska*		16	27	59.3	230	2	0	38	6	55	9.2	1	
KANSAS STATE*		26	39	66.7	330	4	0	56	7	61	8.7	0	
at TCU*		7	16	43.8	126	0	0	78	2	0	0.0	0	
vs. Texas													
KANSAS*		29	42	69.0	403	2	1	41	10	37	3.7	1	
at Iowa State*		15	26	57.7	148	1	0	41	9	17	1.9	0	
BAYLOR*		22	34	64.7	261	2	3	63	9	70	7.8	1	
at West Virginia*		16	27	59.3	185	0	0	67	9	-1	-0.1	0	
OKLAHOMA STATE*		20	40	50.0	259	2	1	33	6	30	5.0	1	
at Texas Tech*		28	40	70.0	449	6	1	77	7	19	2.7	0	
vs. Florida State*		14	24	58.3	243	1	0	46	14	17	1.2	1	

2021 (at UCF)

	GP/GS	PASSING						RUSHING					
		COMP	ATT	PCT	YDS	TD	INT	LNG	CAR	YDS	AVG	TD	
BOISE STATE*		25	37	67.6	318	4	2	47	12	64	5.3	0	
BETHUNE-COOKMAN*		23	36	63.9	312	2	0	28	2	43	21.5	1	
at Louisville*		22	29	75.9	184	3	1	41	10	18	1.8	1	
at Navy													
EAST CAROLINA													
at Cincinnati													
MEMPHIS													
at Temple													
TULANE													
at SMU													
CONNECTICUT													
SOUTH FLORIDA													
vs. Florida													

2020 (at UCF)

	GP/GS	PASSING						RUSHING					
		COMP	ATT	PCT	YDS	TD	INT	LNG	CAR	YDS	AVG	TD	
at Georgia Tech*		27	41	65.9	417	4	1	49	8	30	3.8	0	
at East Carolina*		32	47	68.1	408	4	0	64	2	1	0.5	0	
TULSA*		28	51	54.9	330	1	1	53	4	28	7.0	0	
at Memphis*		35	49	71.4	601	5	0	93	12	49	4.1	1	
TULANE*		26	40	65.0	422	5	0	55	12	19	1.6	0	
at Houston*		19	33	57.6	328	2	0	49	11	-11	-1.0	0	
vs. Temple*		12	22	54.5	268	2	0	70	3	-10	-3.3	0	
CINCINNATI*		26	49	53.1	243	3	1	41	11	30	2.7	0	
at South Florida*		22	36	61.1	336	4	1	51	3	2	0.7	1	
vs. BYU*		21	45	46.7	217	2	0	22	6	31	5.2	0	

2019 (at UCF)

	GP/GS	PASSING						RUSHING					
		COMP	ATT	PCT	YDS	TD	INT	LNG	CAR	YDS	AVG	TD	
FLORIDA A&M		9	13	69.2	127	3	0	26	0	0	0.0	0	
at Florida Atlantic*		7	19	36.8	245	2	0	74	4	19	4.8	1	
STANFORD*		22	30	73.3	347	4	0	40	3	9	3.0	0	
at Pittsburgh*		25	42	59.5	338	2	2	65	6	-36	-6.0	0	
CONNECTICUT*		11	16	68.8	281	3	0	74	2	-17	-8.5	0	
at Cincinnati*		25	46	54.3	297	1	3	45	9	-13	-1.4	0	
EAST CAROLINA*		22	35	62.9	365	2	0	53	7	26	3.7	1	
at Temple*		10	20	50.0	218	3	0	73	3	4	1.3	0	
HOUSTON*		21	30	70.0	298	3	0	42	2	18	9.0	1	
at Tulsa*		23	38	60.5	290	1	2	49	10	-20	-2.0	0	
at Tulane*		24	46	52.2	317	1	0	58	12	58	4.8	0	
at South Florida*		23	39	59.0	270	2	0	51	10	29	2.9	0	
vs. Marshall*		14	24	58.3	260	2	0	75	3	1	0.3	1	

*started game

CAREER HIGHS

Completions	41 vs. Idaho (8/31/24)
Attempts	51 vs. Tulsa (10/3/20)
Completion Percentage	90.3 (28-for-31) at Tulsa (9/16/23)
Passing Yards	601 at Memphis (10/17/20)
TD Passes	6 at Texas Tech (11/26/22)
Interceptions	3 (2x) last vs. Baylor (11/5/22)
Long Pass	93 at Memphis (10/17/20)
Rushes	14 (3x) last at Kansas (10/28/23)
Rushing Yards	113 vs. Texas (10/7/23)
Rushing TDs	3 (2x) vs. West Virginia (11/11/23)
100-Yard Rushing Games	1 vs. Texas (10/7/23)



DONTAE MANNING

Sr. » DB
Kansas City, Mo. » Raytown HS

CAREER STATS

	GP/GS	UA	A	TOT	TFL	SCK	FF	FR	INT	QBH	BRUP
2020	1/0	0	0	0	0.0-0	0.0-0	0	0-0	0-0	0	0
2021	13/1	11	6	17	1.0-2	0.0-0	0	0-0	0-0	0	1
2022	13/2	15	5	20	0.0-0	0.0-0	0	0-0	0-0	0	1
2023	13/4	17	8	25	0.0-0	0.0-0	0	0-0	1-0	0	6
2024	13/1	13	4	17	0.5-0	0.0-0	0	0-0	1-24	0	6
TOTAL	53/8	56	23	79	1.5-2	0.0-0	0	0-0	2-24	0	14

2024

	UA	A	TOT	TFL	SCK	FF	FR	INT	QBH	BRUP
IDAHO*	3	1	4	0.0-0	0.0-0	0	0-0	0-0	0	0
BOISE STATE	1	0	1	0.0-0	0.0-0	0	0-0	0-0	0	0
at Oregon State	1	0	1	0.0-0	0.0-0	0	0-0	0-0	0	2
at UCLA	0	0	0	0.0-0	0.0-0	0	0-0	0-0	0	0
MICHIGAN STATE	0	0	0	0.0-0	0.0-0	0	0-0	0-0	0	0
OHIO STATE	0	1	1	0.0-0	0.0-0	0	0-0	0-0	0	0
at Purdue	0	0	0	0.0-0	0.0-0	0	0-0	0-0	0	0
ILLINOIS	3	2	5	0.5-0	0.0-0	0	0-0	0-0	0	2
at Michigan	0	0	0	0.0-0	0.0-0	0	0-0	0-0	0	1
MARYLAND	1	0	1	0.0-0	0.0-0	0	0-0	0-0	0	1
at Wisconsin	2	0	2	0.0-0	0.0-0	0	0-0	0-0	0	0
WASHINGTON	2	0	2	0.0-0	0.0-0	0	0-0	0-0	0	0
vs. Penn State	0	0	0	0.0-0	0.0-0	0	0-0	1-24	0	0
vs. Ohio State	---	---	---	---	---	---	---	---	---	---

2023

	UA	A	TOT	TFL	SCK	FF	FR	INT	QBH	BRUP	
PORTLAND STATE*	3	0	3	0.0-0	0.0-0	0	0-0	0-0	0	0	
at Texas Tech	0	0	0	0.0-0	0.0-0	0	0-0	0-0	0	0	
HAWAII	1	3	4	0.0-0	0.0-0	0	0-0	0-0	0	0	
COLORADO	2	1	3	0.0-0	0.0-0	0	0-0	0-0	0	0	
at Stanford	1	0	1	0.0-0	0.0-0	0	0-0	0-0	0	1	
at Washington	1	0	1	0.0-0	0.0-0	0	0-0	0-0	0	0	
WASHINGTON STATE	1	1	2	0.0-0	0.0-0	0	0-0	0-0	0	0	
at Utah	DID NOT PLAY										
CALIFORNIA	0	1	1	0.0-0	0.0-0	0	0-0	0-0	0	0	
USC	1	0	1	0.0-0	0.0-0	0	0-0	0-0	0	0	
at Arizona State	2	1	3	0.0-0	0.0-0	0	0-0	0-0	0	3	
OREGON STATE*	3	0	3	0.0-0	0.0-0	0	0-0	1-0	0	1	
vs. Washington*	1	1	2	0.0-0	0.0-0	0	0-0	0-0	0	0	
vs. Liberty*	1	0	1	0.0-0	0.0-0	0	0-0	0-0	0	1	

2022

	UA	A	TOT	TFL	SCK	FF	FR	INT	QBH	BRUP
vs. Georgia	0	0	0	0.0-0	0.0-0	0	0-0	0-0	0	0
EASTERN WASHINGTON	0	1	1	0.0-0	0.0-0	0	0-0	0-0	0	0
BYU	2	1	3	0.0-0	0.0-0	0	0-0	0-0	0	0
at Washington State	0	0	0	0.0-0	0.0-0	0	0-0	0-0	0	0
STANFORD	0	0	0	0.0-0	0.0-0	0	0-0	0-0	0	0
at Arizona	2	0	2	0.0-0	0.0-0	0	0-0	0-0	0	0
UCLA	1	0	1	0.0-0	0.0-0	0	0-0	0-0	0	0
at California	2	1	3	0.0-0	0.0-0	0	0-0	0-0	0	0
at Colorado	1	1	2	0.0-0	0.0-0	0	0-0	0-0	0	0
WASHINGTON	2	0	2	0.0-0	0.0-0	0	0-0	0-0	0	0
UTAH	2	0	2	0.0-0	0.0-0	0	0-0	0-0	0	0
at Oregon State*	2	0	2	0.0-0	0.0-0	0	0-0	0-0	0	1
vs. North Carolina*	1	1	2	0.0-0	0.0-0	0	0-0	0-0	0	0

2021

	UA	A	TOT	TFL	SCK	FF	FR	INT	QBH	BRUP	
FRESNO STATE	1	2	3	0.0-0	0.0-0	0	0-0	0-0	0	0	
at Ohio State	1	1	2	0.0-0	0.0-0	0	0-0	0-0	0	1	
STONY BROOK	2	0	2	0.0-0	0.0-0	0	0-0	0-0	0	0	
ARIZONA	1	1	2	0.0-0	0.0-0	0	0-0	0-0	0	0	
at Stanford	1	0	1	0.0-0	0.0-0	0	0-0	0-0	0	0	
CALIFORNIA	0	1	1	0.0-0	0.0-0	0	0-0	0-0	0	0	
at UCLA	1	0	1	1.0-2	0.0-0	0	0-0	0-0	0	0	
COLORADO	DID NOT PLAY										
at Washington	0	0	0	0.0-0	0.0-0	0	0-0	0-0	0	0	
WASHINGTON STATE	0	0	0	0.0-0	0.0-0	0	0-0	0-0	0	0	
at Utah	0	1	1	0.0-0	0.0-0	0	0-0	0-0	0	0	
OREGON STATE	4	0	4	0.0-0	0.0-0	0	0-0	0-0	0	0	
vs. Utah	0	1	1	0.0-0	0.0-0	0	0-0	0-0	0	0	
vs. Oklahoma*	3	0	3	0.0-0	0.0-0	0	0-0	0-0	0	0	

2020

	UA	A	TOT	TFL	SCK	FF	FR	INT	QBH	BRUP	
STANFORD	DID NOT PLAY										
at Washington State	0	0	0	0.0-0	0.0-0	0	0-0	0-0	0	0	
UCLA	DID NOT PLAY										
at Oregon State	DID NOT PLAY										
at California	DID NOT PLAY										
at USC	DID NOT PLAY										
vs. Iowa State	DID NOT PLAY										

*started game

CAREER HIGHS

Tackles	4 (2x) last vs. Hawaii (9/16/23)
Tackles For Loss	1.0 at UCLA (10/23/21)
Sacks	none
Interceptions	1 (2x) last vs. Penn State (12/7/24)
Interception Return Yards	24 vs. Penn State (12/7/24)
QB Hurries	none
Pass Breakups	3 at Arizona State (11/18/23)
Forced Fumbles	none
Fumble Recoveries	none


9
NIKKO REED

Sr. » DB

Oakland, Calif. » Moreau Catholic/Colorado

CAREER STATS

	GP/GS	UA	A	TOT	TFL	SCK	FF	FR	INT	QBH	BRUP
2021 (COLO)	9/1	6	3	9	1.5-2	0.0-0	0	0-0	1-0	0	1
2022 (COLO)	12/12	30	12	42	2.5-12	1.0-9	0	1-0	2-56	0	7
2023	14/2	18	7	25	2.0-11	1.0-10	0	0-0	0-0	0	7
2024	13/12	28	6	34	2.0-4	0.0-0	0	0-0	2-0	1	6
TOTAL	48/27	82	28	110	8.0-29	2.0-19	0	1-0	5-56	1	21

2024

	UA	A	TOT	TFL	SCK	FF	FR	INT	QBH	BRUP
IDAHO	0	0	0	0.0-0	0.0-0	0	0-0	1-0	0	0
BOISE STATE*	0	3	3	0.0-0	0.0-0	0	0-0	0-0	0	0
at Oregon State*	2	1	3	0.0-0	0.0-0	0	0-0	0-0	0	0
at UCLA*	6	0	6	0.0-0	0.0-0	0	0-0	0-0	0	0
MICHIGAN STATE*	0	0	0	0.0-0	0.0-0	0	0-0	0-0	0	1
OHIO STATE*	3	1	4	0.0-0	0.0-0	0	0-0	0-0	0	0
at Purdue*	2	0	2	0.0-0	0.0-0	0	0-0	0-0	0	0
ILLINOIS*	2	0	2	1.0-1	0.0-0	0	0-0	0-0	0	3
at Michigan*	3	0	3	1.0-3	0.0-0	0	0-0	0-0	0	0
MARYLAND*	3	1	4	0.0-0	0.0-0	0	0-0	0-0	0	0
at Wisconsin*	3	0	3	0.0-0	0.0-0	0	0-0	0-0	0	0
WASHINGTON*	1	0	1	0.0-0	0.0-0	0	0-0	0-0	0	0
vs. Penn State*	3	0	3	0.0-0	0.0-0	0	0-0	1-0	1	2
vs. Ohio State	---	---	---	---	---	---	---	---	---	---

2023

	UA	A	TOT	TFL	SCK	FF	FR	INT	QBH	BRUP
PORTLAND STATE	0	0	0	0.0-0	0.0-0	0	0-0	0-0	0	2
at Texas Tech	0	0	0	0.0-0	0.0-0	0	0-0	0-0	0	1
HAWAII	0	1	1	0.0-0	0.0-0	0	0-0	0-0	0	0
COLORADO	2	2	4	0.0-0	0.0-0	0	0-0	0-0	0	0
at Stanford	0	1	1	0.0-0	0.0-0	0	0-0	0-0	0	1
at Washington	1	0	1	0.0-0	0.0-0	0	0-0	0-0	0	0
WASHINGTON STATE*	2	2	4	0.0-0	0.0-0	0	0-0	0-0	0	1
at Utah	0	0	0	0.0-0	0.0-0	0	0-0	0-0	0	0
CALIFORNIA	1	1	2	0.0-0	0.0-0	0	0-0	0-0	0	0
USC	0	0	0	0.0-0	0.0-0	0	0-0	0-0	0	0
at Arizona State	2	0	2	0.0-0	0.0-0	0	0-0	0-0	0	1
OREGON STATE	1	0	1	0.0-0	0.0-0	0	0-0	0-0	0	0
vs. Washington	4	0	4	2.0-11	1.0-10	0	0-0	0-0	0	0
vs. Liberty*	5	0	5	0.0-0	0.0-0	0	0-0	0-0	0	1

2022 (at Colorado)

	UA	A	TOT	TFL	SCK	FF	FR	INT	QBH	BRUP
TCU*	0	0	0	0.0-0	0.0-0	0	0-0	0-0	0	0
at Air Force*	2	2	4	0.0-0	0.0-0	0	0-0	0-0	0	0
at Minnesota*	3	0	3	0.0-0	0.0-0	0	0-0	0-0	0	0
UCLA*	2	0	2	0.0-0	0.0-0	0	0-0	0-0	0	1
at Arizona*	3	3	6	1.0-1	0.0-0	0	0-0	0-0	0	2
CALIFORNIA*	6	1	7	1.0-9	1.0-9	0	1-0	0-0	0	1
at Oregon State*	2	3	5	0.0-0	0.0-0	0	0-0	0-0	0	0
ARIZONA STATE*	2	0	2	0.0-0	0.0-0	0	0-0	0-0	0	1
OREGON*	1	0	1	0.0-0	0.0-0	0	0-0	0-0	0	0
at USC*	1	0	1	0.0-0	0.0-0	0	0-0	1-0	0	1
at Washington*	5	1	6	0.0-0	0.0-0	0	0-0	0-0	0	1
UTAH*	3	2	5	0.5-2	0.0-0	0	0-0	1-56	0	0

2021 (at Colorado)

	UA	A	TOT	TFL	SCK	FF	FR	INT	QBH	BRUP
NORTHERN COLORADO	2	0	2	1.0-1	0.0-0	0	0-0	0-0	0	0
vs. Texas A&M	2	0	2	0.0-0	0.0-0	0	0-0	0-0	0	0
MINNESOTA										
at Arizona State										
USC										
ARIZONA	1	0	1	0.0-0	0.0-0	0	0-0	0-0	0	1
at California	0	0	0	0.0-0	0.0-0	0	0-0	0-0	0	0
at Oregon	0	1	1	0.0-0	0.0-0	0	0-0	0-0	0	0
OREGON STATE	0	0	0	0.0-0	0.0-0	0	0-0	0-0	0	0
at UCLA	0	1	1	0.5-1	0.0-0	0	0-0	0-0	0	0
WASHINGTON	1	0	1	0.0-0	0.0-0	0	0-0	1-0	0	0
at Utah*	2	1	3	0.0-0	0.0-0	0	0-0	0-0	0	0

*started game

CAREER HIGHS

Tackles	7 vs. California (10/15/22)
Tackles For Loss	2.0 vs. Washington (12/4/23)
Sacks	1.0 (2x) last vs. Washington (12/4/23)
Interceptions	1 (5x) last vs. Penn State (12/7/24)
Interception Return Yards	56 vs. Utah (11/26/22)
QB Hurries	1 vs. Penn State (12/7/24)
Pass Breakups	3 vs. Illinois (10/26/24)
Forced Fumbles	none
Fumble Recoveries	none



10 MATAYO UIAGALELEI

So. » DE
Bellflower, Calif. » St. John Bosco HS

CAREER STATS

	GP/GS	UA	A	TOT	TFL	SCK	FF	FR	INT	QBH	BRUP
2023	13/1	9	9	18	3.0-10	2.0-8	0	0-0	0-0	1	2
2024	13/10	22	15	37	12.5-64	10.5-60	2	0-0	1-(-1)	6	1
TOTAL	25/11	31	24	55	15.5-74	12.5-68	2	0-0	1-(-1)	7	3

2024

	UA	A	TOT	TFL	SCK	FF	FR	INT	QBH	BRUP
IDAHO*	3	0	3	2.0-14	2.0-14	1	0-0	0-0	2	0
BOISE STATE*	0	2	2	0.0-0	0.0-0	0	0-0	0-0	0	0
at Oregon State*	1	2	3	0.0-0	0.0-0	0	0-0	0-0	0	0
at UCLA	2	1	3	1.0-7	1.0-7	0	0-0	0-0	0	0
MICHIGAN STATE*	1	1	2	0.5-2	0.5-2	0	0-0	0-0	0	0
OHIO STATE*	3	2	5	2.0-10	1.0-9	0	0-0	0-0	2	0
at Purdue*	3	0	3	2.0-11	1.0-8	0	0-0	0-0	0	0
ILLINOIS*	1	2	3	1.0-1	1.0-1	0	0-0	0-0	0	0
at Michigan*	1	1	2	1.0-6	1.0-6	1	0-0	0-0	1	0
MARYLAND	0	0	0	0.0-0	0.0-0	0	0-0	0-0	1	1
at Wisconsin*	4	1	5	1.0-7	1.0-7	0	0-0	1-(-1)	0	0
WASHINGTON*	3	3	6	2.0-6	2.0-6	0	0-0	0-0	0	0
vs. Penn State	0	0	0	0.0-0	0.0-0	0	0-0	0-0	0	0
vs. Ohio State	---	---	---	---	---	---	---	---	---	---

2023

	UA	A	TOT	TFL	SCK	FF	FR	INT	QBH	BRUP
PORTLAND STATE	0	3	3	0.0-0	0.0-0	0	0-0	0-0	0	0
at Texas Tech	1	2	3	0.0-0	0.0-0	0	0-0	0-0	0	0
HAWAII	0	0	0	0.0-0	0.0-0	0	0-0	0-0	0	0
COLORADO	1	0	1	0.0-0	0.0-0	0	0-0	0-0	0	1
at Stanford	2	1	3	0.0-0	0.0-0	0	0-0	0-0	0	0
at Washington	0	0	0	0.0-0	0.0-0	0	0-0	0-0	0	1
WASHINGTON STATE	2	1	3	2.0-3	1.0-1	0	0-0	0-0	0	0
at Utah	0	0	0	0.0-0	0.0-0	0	0-0	0-0	0	0
CALIFORNIA	DID NOT PLAY									
USC	0	0	0	0.0-0	0.0-0	0	0-0	0-0	0	0
at Arizona State	0	0	0	0.0-0	0.0-0	0	0-0	0-0	0	0
OREGON STATE	1	1	2	1.0-7	1.0-7	0	0-0	0-0	0	0
vs. Washington	0	1	1	0.0-0	0.0-0	0	0-0	0-0	1	0
vs. Liberty*	2	0	2	0.0-0	0.0-0	0	0-0	0-0	0	0

*started game

CAREER HIGHS

Tackles6 vs. Washington (11/30/24)
Tackles For Loss2.0 (5x) last vs. Washington (11/30/24)
Sacks2.0 (2x) vs. Washington (11/30/24)
Interceptions1 at Wisconsin (11/16/24)
Interception Return Yards-1 at Wisconsin (11/16/24)
QB Hurries2 (2x) last vs. Ohio State (10/12/24)
Pass Breakups1 (3x) last vs. Maryland (11/9/24)
Forced Fumblesnone
Fumble Recoveriesnone

11 KAM ALEXANDER

Sr. » DB
Manvel, Texas » Manvel HS/Sam Houston/UTSA

CAREER STATS

	GP/GS	UA	A	TOT	TFL	SCK	FF	FR	INT	QBH	BRUP
2019 (SH)	6/0	3	1	4	0.0-0	0.0-0	0	1-0	0-0	0	2
2020 (SH)	10/0	14	2	16	1.5-2	0.0-0	0	0-0	0-0	0	8
2021 (SH)	12/1	12	6	18	4.0-8	0.0-0	1	0-0	2-13	1	6
2022 (SH)	4/4	12	2	14	0.5-1	0.0-0	0	0-0	1-33	0	0
2023 (UTSA) 13/9	32	2	34	2.0-8	1.0-2	0	0-0	2-72	1	15	
2024	11/0	3	1	4	0.0-0	0.0-0	0	0-0	1-0	0	0
TOTAL	56/14	76	14	90	8.0-19	1.0-2	1	1-0	6-118	2	31

2024

	UA	A	TOT	TFL	SCK	FF	FR	INT	QBH	BRUP	
IDAHO	DID NOT PLAY										
BOISE STATE	DID NOT PLAY										
at Oregon State	0	1	1	0.0-0	0.0-0	0	0-0	0-0	0	0	
at UCLA	0	0	0	0.0-0	0.0-0	0	0-0	0-0	0	0	
MICHIGAN STATE	1	0	1	0.0-0	0.0-0	0	0-0	0-0	0	0	
OHIO STATE	0	0	0	0.0-0	0.0-0	0	0-0	0-0	0	0	
at Purdue	1	0	1	0.0-0	0.0-0	0	0-0	1-0	0	0	
ILLINOIS	0	0	0	0.0-0	0.0-0	0	0-0	0-0	0	0	
at Michigan	0	0	0	0.0-0	0.0-0	0	0-0	0-0	0	0	
MARYLAND	0	0	0	0.0-0	0.0-0	0	0-0	0-0	0	0	
at Wisconsin	0	0	0	0.0-0	0.0-0	0	0-0	0-0	0	0	
WASHINGTON	1	0	1	0.0-0	0.0-0	0	0-0	0-0	0	0	
vs. Penn State	0	0	0	0.0-0	0.0-0	0	0-0	0-0	0	0	
vs. Ohio State	---	---	---	---	---	---	---	---	---	---	

2023 (at UTSA)

	UA	A	TOT	TFL	SCK	FF	FR	INT	QBH	BRUP
at Houston*	6	0	6	0.0-0	0.0-0	0	0-0	0-0	1	1
TEXAS STATE	2	0	2	0.0-0	0.0-0	0	0-0	0-0	0	0
ARMY	2	1	3	1.0-6	0.0-0	0	0-0	0-0	0	0
at Tennessee	1	0	1	0.0-0	0.0-0	0	0-0	0-0	0	3
at Temple	5	1	6	0.0-0	0.0-0	0	0-0	0-0	0	2
UAB*	1	0	1	0.0-0	0.0-0	0	0-0	1-15	0	1
at Florida Atlantic*	2	0	2	0.0-0	0.0-0	0	0-0	0-0	0	2
EAST CAROLINA*	1	0	1	0.0-0	0.0-0	0	0-0	0-0	0	1
at North Texas*	5	0	5	0.0-0	0.0-0	0	0-0	0-0	0	1
RICE*	3	0	3	0.0-0	0.0-0	0	0-0	0-0	0	0
SOUTH FLORIDA*	3	0	3	0.0-0	0.0-0	0	0-0	0-0	0	1
at Tulane*	0	0	0	0.0-0	0.0-0	0	0-0	0-0	0	1
vs. Marshall*	1	0	1	1.0-2	1.0-2	0	0-0	1-57	0	2

2022 (at Sam Houston)

	UA	A	TOT	TFL	SCK	FF	FR	INT	QBH	BRUP	
at Texas A&M	0	0	0	0.0-0	0.0-0	0	0	1-33	0	0	
NORTHERN ARIZONA	2	1	3	0.0-0	0.0-0	0	0	0-0	0	0	
TEXAS A&M COMMERCE	5	1	6	0.5-1	0.0-0	0	0-0	0-0	0	0	
vs. Stephen F. Austin	4	0	4	0.0-0	0.0-0	0	0-0	0-0	0	0	
at Eastern Kentucky	DID NOT PLAY										
at Utah Tech	DID NOT PLAY										
at Tarleton	DID NOT PLAY										
ABILENE CHRISTIAN	DID NOT PLAY										
SOUTHERN UTAH	DID NOT PLAY										

2021 (at Sam Houston)

	UA	A	TOT	TFL	SCK	FF	FR	INT	QBH	BRUP
at Northern Arizona	3	0	3	2.0-6	0.0-0	1	0-0	0-0	0	0
SOUTHEAST MISSOURI	0	0	0	0.0-0	0.0-0	0	0-0	0-0	0	0
at Central Arkansas	1	0	1	0.0-0	0.0-0	0	0-0	0-0	0	1
vs. Stephen F. Austin	0	0	0	0.0-0	0.0-0	0	0-0	0-0	0	0
LAMAR	1	0	1	1.0-1	0.0-0	0	0-0	1-0	0	1
JACKSONVILLE STATE	0	1	1	0.0-0	0.0-0	0	0-0	0-0	0	0
at Tarleton State	1	1	2	0.0-0	0.0-0	0	0-0	0-0	0	2
DIXIE STATE	1	0	1	1.0-1	0.0-0	0	0-0	0-0	0	0
EASTERN KENTUCKY	2	2	4	0.0-0	0.0-0	0	0-0	0-0	0	0
ABILENE CHRISTIAN	0	1	1	0.0-0	0.0-0	0	0-0	1-13	1	0
INCARNATE WORD	2	0	2	0.0-0	0.0-0	0	0-0	0-0	0	0
MONTANA STATE	1	1	2	0.0-0	0.0-0	0	0-0	0-0	0	1

2020 (at Sam Houston)

	UA	A	TOT	TFL	SCK	FF	FR	INT	QBH	BRUP
SOUTHEASTERN LOUISIANA	3	0	3	0.0-0	0.0-0	0	0-0	0-0	0	1
NICHOLLS	2	0	0	1.0-1	0.0-0	0	0-0	0-0	0	2
at Lamar	0	1	1	0.5-1	0.0-0	0	0-0	0-0	0	1
at Northwestern State	0	0	0	0.0-0	0.0-0	0	0-0	0-0	0	1
MCNEESE	2	0	2	0.0-0	0.0-0	0	0-0	0-0	0	0
at Incarnate Word	1	0	1	0.0-0	0.0-0	0	0-0	0-0	0	1
MONMOUTH	3	1	4	0.0-0	0.0-0	0	0-0	0-0	0	1
NORTH DAKOTA STATE	3	0	3	0.0-0	0.0-0	0	0-0	0-0	0	0
JAMES MADISON	0	0	0	0.0-0	0.0-0	0	0-0	0-0	0	0
vs. South DAKOTA STATE	0	0	0	0.0-0	0.0-0	0	0-0	0-0	0	0

2019 (at Sam Houston)

	UA	A	TOT	TFL	SCK	FF	FR	INT	QBH	BRUP	
at New Mexico	0	0	0	0.0-0	0.0-0	0	0-0	0-0	0	0	
OKLAHOMA PANHANDLE	2	0	2	0.0-0	0.0-0	0	1-0	0-0	0	1	
at North Dakota	0	0	0	0.0-0	0.0-0	0	0-0	0-0	0	0	
INCARNATE WORD	DID NOT PLAY										
at McNeese	DID NOT PLAY										
vs. Stephen F. Austin	DID NOT PLAY										
LAMAR	DID NOT PLAY										
NICHOLLS	DID NOT PLAY										
at Central Arkansas	DID NOT PLAY										
at Abilene Christian	0	0	0	0.0-0	0.0-0	0	0-0	0-0	0	0	
NORTHWESTERN STATE	0	0	0	0.0-0	0.0-0	0	0-0	0-0	0	0	
HOUSTON BAPTIST	1	1	2	0.0-0	0.0-0	0	0-0	0-0	0	1	

*started game

CAREER HIGHS (FBS)

Tackles.....	6 (2x) last at Temple (10/7/23)
Tackles For Loss.....	1.0 (2x) last vs. Marshall (12/19/23)
Sacks.....	1.0 vs. Marshall (12/19/23)
Interceptions.....	1 (3x) last at Purdue (10/18/24)
Interception Return Yards.....	57 vs. Marshall (12/19/23)
QB Hurries.....	1 vs. Houston (9/2/23)
Pass Breakups.....	3 at Tennessee (9/23/23)
Forced Fumbles.....	none
Fumble Recoveries.....	none



14 JUSTIUS LOWE

So. » WR
Portland, Ore. » Lake Oswego HS

CAREER STATS

	GP/GS	RECEIVING				RUSHING					
		REC	YDS	AVG	TD	LNG	ATT	YDS	AVG	TD	LNG
2023	4/0	0	0	0.0	0	0	0	0	0.0	0	0
2024	10/5	19	176	9.3	1	34	0	0	0.0	0	0
TOTAL	14/5	19	176	9.3	1	34	0	0	0.0	0	0

2024

	RECEIVING				RUSHING						
	REC	YDS	AVG	TD	LNG	ATT	YDS	AVG	TD	LNG	
IDAHO	1	4	4.0	0	4	0	0	0.0	0	0	
BOISE STATE	DID NOT PLAY										
at Oregon State	0	0	0.0	0	0	0	0	0.0	0	0	
at UCLA	2	7	3.5	0	6	0	0	0.0	0	0	
MICHIGAN STATE	0	0	0.0	0	0	0	0	0.0	0	0	
OHIO STATE	1	9	9.0	0	9	0	0	0.0	0	0	
at Purdue*	2	28	14.0	0	16	0	0	0.0	0	0	
ILLINOIS*	2	51	25.5	1	34	0	0	0.0	0	0	
at Michigan*	6	45	7.5	0	15	0	0	0.0	0	0	
MARYLAND*	4	30	7.5	0	12	0	0	0.0	0	0	
at Wisconsin*	1	2	2.0	0	2	0	0	0.0	0	0	
WASHINGTON	DID NOT PLAY										
vs. Penn State	DID NOT PLAY										
vs. Ohio State	---	---	---	---	---	---	---	---	---	---	---

2023

	RECEIVING				RUSHING						
	REC	YDS	AVG	TD	LNG	ATT	YDS	AVG	TD	LNG	
PORTLAND STATE	0	0	0.0	0	0	0	0	0.0	0	0	
at Texas Tech	DID NOT PLAY										
HAWAII	0	0	0.0	0	0	0	0	0.0	0	0	
COLORADO	0	0	0.0	0	0	0	0	0.0	0	0	
at Stanford	0	0	0.0	0	0	0	0	0.0	0	0	
at Washington	DID NOT PLAY										
WASHINGTON STATE	DID NOT PLAY										
at Utah	DID NOT PLAY										
CALIFORNIA	DID NOT PLAY										
USC	DID NOT PLAY										
at Arizona State	DID NOT PLAY										
OREGON STATE	DID NOT PLAY										
vs. Washington	DID NOT PLAY										
vs. Liberty	DID NOT PLAY										

*started game

CAREER HIGHS

Receptions.....	6 at Michigan (11/2/24)
Receiving Yards.....	51 vs. Illinois (10/26/24)
Receiving Touchdowns.....	1 vs. Illinois (10/26/24)
Long Reception.....	34 vs. Illinois (10/26/24)
100-Yard Receiving Games.....	none
Rushes.....	none
Rushing Yards.....	none
Rushing TDs.....	none
Long Rush.....	none



TEZ JOHNSON

Sr. » WR
Pinson, Ala. » Pinson Valley HS/Troy

CAREER STATS

	GP/GS	RECEIVING					PUNT RETURNS				
		REC	YDS	AVG	TD	LNG	ATT	YDS	AVG	TD	LNG
2020 (TROY)	11/0	18	211	11.7	0	58	9	42	4.7	0	18
2021 (TROY)	12/12	67	735	11.0	4	64	8	63	7.9	0	16
2022 (TROY)	13/2	56	863	15.4	4	74	6	69	11.5	0	28
2023	14/13	86	1,182	13.7	10	77	20	190	9.5	0	47
2024	11/11	78	866	11.1	10	52	13	155	11.9	1	85
TOTAL	61/38	305	3,857	12.6	28	77	56	519	9.3	1	85

2024

	RECEIVING					PUNT RETURNS				
	REC	YDS	AVG	TD	LNG	ATT	YDS	AVG	TD	LNG
IDAHO*	12	81	6.8	2	19	3	-9	-3.0	0	0
BOISE STATE*	3	-1	-0.3	0	3	2	109	54.5	1	85
at Oregon State*	7	110	15.7	0	27	2	7	3.5	0	9
at UCLA*	11	121	11.0	2	52	2	21	10.5	0	12
MICHIGAN STATE*	10	84	8.4	1	17	2	6	3.0	0	6
OHIO STATE*	7	75	10.7	1	48	0	0	0.0	0	0
at Purdue*	7	66	9.4	1	16	0	0	0.0	0	0
ILLINOIS*	6	102	17.0	1	31	0	0	0.0	0	0
at Michigan*	1	11	11.0	0	11	1	21	21.0	0	21
MARYLAND	DID NOT PLAY									
at Wisconsin	DID NOT PLAY									
WASHINGTON*	3	36	12.0	1	17	1	0	0.0	0	0
vs. Penn State*	11	181	16.5	1	48	0	0	0.0	0	0
vs. Ohio State										

2023

	RECEIVING					PUNT RETURNS				
	REC	YDS	AVG	TD	LNG	ATT	YDS	AVG	TD	LNG
PORTLAND STATE*	3	41	13.7	0	28	5	34	6.8	0	16
at Texas Tech*	4	37	9.3	1	14	0	0	0.0	0	0
HAWAII*	4	77	19.3	2	49	5	48	9.6	0	15
COLORADO*	4	48	12.0	0	18	2	15	7.5	0	18
at Stanford*	0	0	0.0	0	0	0	0	0.0	0	0
at Washington*	7	71	10.1	0	24	1	0	0.0	0	0
WASHINGTON STATE	6	94	15.7	1	46	1	11	11.0	0	0
at Utah*	6	51	8.5	0	14	1	-2	-2.0	0	-2
CALIFORNIA*	12	180	15.0	2	48	3	75	25.0	0	47
USC*	7	126	18.0	2	77	0	0	0.0	0	0
at Arizona State*	6	80	13.3	1	24	0	0	0.0	0	0
OREGON STATE*	11	137	12.5	0	32	1	-3	-3.0	0	-3
vs. Washington*	5	68	13.6	0	39	0	0	0.0	0	0
vs. Liberty*	11	172	15.6	1	40	1	12	12.0	0	12

2022 (at Troy)

	RECEIVING					PUNT RETURNS				
	REC	YDS	AVG	TD	LNG	ATT	YDS	AVG	TD	LNG
at Ole Miss*	2	10	5.0	0	7	0	0	0.0	0	0
ALABAMA A&M	DID NOT PLAY									
at Appalachian State	4	69	17.3	0	36	0	0	0.0	0	0
MARSHALL	2	121	69.1	0	63	0	0	0.0	0	0
at Western Kentucky	6	105	17.5	1	30	0	0	0.0	0	0
SOUTHERN MISS	4	80	20.0	1	30	0	0	0.0	0	0
TEXAS STATE*	4	94	23.5	1	74	0	0	0.0	0	0
at South Alabama	4	57	14.3	0	36	0	0	0.0	0	0
at Louisiana	8	81	10.1	0	25	0	0	0.0	0	0
ARMY	6	75	12.5	1	21	0	0	0.0	0	0
LOUISIANA-MONROE	6	42	7.0	0	15	2	43	21.5	0	28
at Arkansas State	3	30	10.0	0	14	2	16	8.0	0	19
COASTAL CAROLINA	3	59	19.7	0	29	1	10	10.0	0	10
vs. UTSA	4	40	10.0	0	14	1	0	0.0	0	0

2021 (at Troy)

	RECEIVING					PUNT RETURNS				
	REC	YDS	AVG	TD	LNG	ATT	YDS	AVG	TD	LNG
SOUTHERN*	5	92	18.4	1	26	0	0	0.0	0	0
LIBERTY*	3	25	8.3	0	10	0	0	0.0	0	0
at Southern Miss*	10	106	10.6	0	34	1	16	16.0	0	0
at Louisiana-Monroe*	6	27	4.5	0	17	3	21	7.0	0	8
at South Carolina*	6	49	8.2	0	13	0	0	0.0	0	0
GEORGIA SOUTHERN*	6	38	6.3	0	10	0	0	0.0	0	0
at Texas State*	9	81	9.0	1	33	0	0	0.0	0	0
at Coastal Carolina*	4	88	22.0	1	64	0	0	0.0	0	0
SOUTH ALABAMA*	4	46	11.5	0	28	2	17	8.5	0	14
LOUISIANA*	6	83	13.8	1	27	1	9	9.0	0	9
APPALACHIAN STATE*	4	44	11.0	0	26	0	0	0.0	0	0
at Georgia State*	4	56	14.0	0	45	0	0	0.0	0	0

2020 (at Troy)

	RECEIVING					PUNT RETURNS				
	REC	YDS	AVG	TD	LNG	ATT	YDS	AVG	TD	LNG
at Middle Tennessee	1	13	13.0	0	13	0	0	0.0	0	0
at BYU	1	6	6.0	0	6	0	0	0.0	0	0
TEXAS STATE	0	0	0.0	0	0	1	18	18.0	0	18
EASTERN KENTUCKY	2	30	15.0	0	27	2	16	8.0	0	16
GEORGIA STATE	2	13	6.5	0	8	1	5	5.0	0	5
at Arkansas State	3	23	7.7	0	13	0	0	0.0	0	0
at Georgia Southern	1	33	33.0	0	33	3	3	1.0	0	3
MIDDLE TENNESSEE	3	63	13.0	0	58	1	0	0.0	0	0
at Appalachian State	1	6	6.0	0	6	0	0	0.0	0	0
at South Alabama	2	15	7.5	0	11	0	0	0.0	0	0
COASTAL CAROLINA	2	9	4.5	0	7	1	0	0.0	0	0

*started game

CAREER HIGHS

Receptions.....	12 (2x) last vs. Idaho (8/31/24)
Receiving Yards.....	181 vs. Penn State (12/7/24)
Receiving Touchdowns.....	2 (3x) last vs. Idaho (8/31/24)
Long Reception.....	77 vs. USC (11/11/23)
100-Yard Receiving Games.....	11, last vs. Penn State (12/7/24)
Punt Returns.....	5 vs. Portland State (9/2/23)
Punt Return Yards.....	109 vs. Boise State (9/7/24)
Long Punt Return.....	85 vs. Boise State (9/7/24)
Punt Return For TD.....	1 vs. Boise State (9/7/24)



17 JAY HARRIS

Jr. » RB
St. Louis, Mo. » Timberline HS/Northwest Missouri State

CAREER STATS

	GP/GS	RUSHING					RECEIVING				
		ATT	YDS	AVG	TD	LNG	REC	YDS	AVG	TD	LNG
2022 (NWMS)	9/0	89	398	4.5	9	23	0	0	0.0	0	0
2023 (NWMS)	11/10	244	1,433	5.9	14	64	10	32	3.2	0	9
2024	5/0	10	35	3.5	1	12	1	2	2.0	0	2
TOTAL	25/10	343	1,866	5.4	24	64	11	34	3.1	0	9

2024

	RUSHING					RECEIVING				
	ATT	YDS	AVG	TD	LNG	REC	YDS	AVG	TD	LNG
IDAHO	DID NOT PLAY									
BOISE STATE	DID NOT PLAY									
at Oregon State	3	3	1.0	0	5	1	2	2.0	0	0
at UCLA	DID NOT PLAY									
MICHIGAN STATE	DID NOT PLAY									
OHIO STATE	0	0	0.0	0	0	0	0	0.0	0	0
at Purdue	7	32	4.6	1	12	0	0	0.0	0	0
ILLINOIS	DID NOT PLAY									
at Michigan	DID NOT PLAY									
MARYLAND	DID NOT PLAY									
at Wisconsin	0	0	0.0	0	0	0	0	0.0	0	0
WASHINGTON	0	0	0.0	0	0	0	0	0.0	0	0
vs. Penn State	DID NOT PLAY									
vs. Ohio State	---	---	---	---	---	---	---	---	---	---

2023

	RUSHING					RECEIVING				
	ATT	YDS	AVG	TD	LNG	REC	YDS	AVG	TD	LNG
at Missouri Southern*	27	131	4.8	2	16	4	22	5.5	0	9
EMPORIA STATE*	23	120	5.2	1	13	1	-1	-1.0	0	-1
at Fort Hays State*	27	104	3.9	0	16	0	0	0.0	0	0
LINCOLN	16	105	6.6	1	28	0	0	0.0	0	0
at Central Missouri*	18	108	6.0	1	46	0	0	0.0	0	0
CENTRAL OKLAHOMA*	22	274	12.5	4	64	1	4	4.0	0	4
at Missouri Western*	22	105	4.8	0	22	2	4	2.0	0	6
PITTSBURG STATE*	19	123	6.5	0	23	0	0	0.0	0	0
at Washburn*	24	123	5.1	3	15	0	0	0.0	0	0
at Northeastern State*	22	108	4.9	0	16	2	3	1.5	0	7
NEBRASKA-KEARNEY*	24	132	5.5	2	46	0	0	0.0	0	0

2022

	RUSHING					RECEIVING				
	ATT	YDS	AVG	TD	LNG	REC	YDS	AVG	TD	LNG
FORT HAYS STATE	DID NOT PLAY									
at Lincoln	DID NOT PLAY									
CENTRAL MISSOURI	DID NOT PLAY									
at Central Oklahoma	DID NOT PLAY									
MISSOURI WESTERN	8	24	3.0	0	12	0	0	0.0	0	0
at Pittsburg State	2	13	6.5	0	9	0	0	0.0	0	0
WASHBURN	6	19	3.2	0	7	0	0	0.0	0	0
NORTHEASTERN STATE	12	58	4.8	1	15	0	0	0.0	0	0
at Nebraska-Kearney	13	72	5.6	3	23	0	0	0.0	0	0
MISSOURI SOUTHERN	15	77	5.1	1	12	0	0	0.0	0	0
at Emporia State	19	94	4.9	2	19	0	0	0.0	0	0
at Ouachita Baptist	9	29	3.2	2	13	0	0	0.0	0	0
at Grand Valley State	5	12	2.4	0	6	0	0	0.0	0	0

CAREER HIGHS

Rushes	27 (2x) last at Fort Hays State (9/16/23)
Rushing Yards	274 vs. Central Oklahoma (10/7/23)
Rushing TDs	4 vs. Central Oklahoma (10/7/23)
Long Rush	64 vs. Central Oklahoma (10/7/23)
100-Yard Games	11, last vs. Nebraska-Kearney (11/11/23)
Receptions	4 at Missouri Southern (8/31/23)
Receiving Yards	22 at Missouri Southern (8/31/23)
Receiving TDs	none
Long Reception	9 at Missouri Southern (8/31/23)

17 KYLER KASPER

So. » WR
Gilbert, Ariz » Williams Field HS

CAREER STATS

	GP/GS	RECEIVING					RUSHING				
		REC	YDS	AVG	TD	LNG	ATT	YDS	AVG	TD	LNG
2022	3/0	1	4	4.0	0	4	0	0	0.0	0	0
2023	12/0	2	1	0.5	0	5	0	0	0.0	0	0
2024	4/0	1	21	21.0	0	21	0	0	0.0	0	0
TOTAL	18/0	4	26	6.5	0	24	0	0	0.0	0	0

2024

	RECEIVING					RUSHING				
	REC	YDS	AVG	TD	LNG	ATT	YDS	AVG	TD	LNG
IDAHO	1	21	21.0	0	21	0	0	0.0	0	0
BOISE STATE	0	0	0.0	0	0	0	0	0.0	0	0
at Oregon State	0	0	0.0	0	0	0	0	0.0	0	0
at UCLA	0	0	0.0	0	0	0	0	0.0	0	0
MICHIGAN STATE	DID NOT PLAY									
OHIO STATE	DID NOT PLAY									
at Purdue	DID NOT PLAY									
ILLINOIS	DID NOT PLAY									
at Michigan	DID NOT PLAY									
MARYLAND	DID NOT PLAY									
at Wisconsin	DID NOT PLAY									
WASHINGTON	DID NOT PLAY									
vs. Penn State	DID NOT PLAY									
vs. Ohio State	---	---	---	---	---	---	---	---	---	---

2023

	RECEIVING					RUSHING				
	REC	YDS	AVG	TD	LNG	ATT	YDS	AVG	TD	LNG
PORTLAND STATE	0	0	0.0	0	0	0	0	0.0	0	0
at Texas Tech	DID NOT PLAY									
HAWAII	0	0	0.0	0	0	0	0	0.0	0	0
COLORADO	0	0	0.0	0	0	0	0	0.0	0	0
at Stanford	0	0	0.0	0	0	0	0	0.0	0	0
at Washington	DID NOT PLAY									
WASHINGTON STATE	0	0	0.0	0	0	0	0	0.0	0	0
at Utah	0	0	0.0	0	0	0	0	0.0	0	0
CALIFORNIA	0	0	0.0	0	0	0	0	0.0	0	0
USC	0	0	0.0	0	0	0	0	0.0	0	0
at Arizona State	1	5	5.0	0	5	0	0	0.0	0	0
OREGON STATE	0	0	0.0	0	0	0	0	0.0	0	0
vs. Washington	0	0	0.0	0	0	0	0	0.0	0	0
vs. Liberty	1	-4	-4.0	0	-4	0	0	0.0	0	0

2022

	RECEIVING					RUSHING				
	REC	YDS	AVG	TD	LNG	ATT	YDS	AVG	TD	LNG
vs. Georgia	DID NOT PLAY									
EASTERN WASHINGTON	0	0	0.0	0	0	0	0	0.0	0	0
BYU	DID NOT PLAY									
at Washington State	DID NOT PLAY									
STANFORD	DID NOT PLAY									
at Arizona	1	4	4.0	0	4	0	0	0.0	0	0
UCLA	DID NOT PLAY									
at California	DID NOT PLAY									
at Colorado	0	0	0.0	0	0	0	0	0.0	0	0
WASHINGTON	DID NOT PLAY									
UTAH	DID NOT PLAY									
at Oregon State	DID NOT PLAY									
vs. North Carolina	DID NOT PLAY									

*started game

CAREER HIGHS

Receptions	1 (4x) last vs. Idaho (8/31/24)
Receiving Yards	21 vs. Idaho (8/31/24)
Receiving Touchdowns	none
Long Reception	21 vs. Idaho (8/31/24)
100-Yard Receiving Games	none



17 BLAKE PURCHASE

So. » OLB
Green Valley Ranch, Colo. » Cherry Creek HS

CAREER STATS

	GP/GS	UA	A	TOT	TFL	SCK	FF	FR	INT	QBH	BRUP
2023	14/0	4	1	5	2.0-5	1.0-2	0	0-0	0-0	3	1
2024	5/0	1	1	2	0.5-5	0.5-5	0	0-0	0-0	0	0
TOTAL	19/0	5	2	7	2.5-10	1.5-7	0	0-0	0-0	3	1

2024

	UA	A	TOT	TFL	SCK	FF	FR	INT	QBH	BRUP	
IDAHO	0	0	0	0.0-0	0.0-0	0	0-0	0-0	0	0	
BOISE STATE	DID NOT PLAY										
at Oregon State	0	0	0	0.0-0	0.0-0	0	0-0	0-0	0	0	
at UCLA	DID NOT PLAY										
MICHIGAN STATE	0	1	1	0.5-5	0.5-5	0	0-0	0-0	0	0	
OHIO STATE	DID NOT PLAY										
at Purdue	1	0	1	0.0-0	0.0-0	0	0-0	0-0	0	0	
ILLINOIS	DID NOT PLAY										
at Michigan	DID NOT PLAY										
MARYLAND	DID NOT PLAY										
at Wisconsin	DID NOT PLAY										
WASHINGTON	DID NOT PLAY										
vs. Penn State	0	0	0	0.0-0	0.0-0	0	0-0	0-0	0	0	
vs. Ohio State	---	---	---	---	---	---	---	---	---	---	

2023

	UA	A	TOT	TFL	SCK	FF	FR	INT	QBH	BRUP
PORTLAND STATE	0	0	0	0.0-0	0.0-0	0	0-0	0-0	0	0
at Texas Tech	0	0	0	0.0-0	0.0-0	0	0-0	0-0	1	0
HAWAII	1	0	1	0.0-0	0.0-0	0	0-0	0-0	0	0
COLORADO	0	0	0	0.0-0	0.0-0	0	0-0	0-0	1	0
at Stanford	0	1	1	0.0-0	0.0-0	0	0-0	0-0	0	0
at Washington	0	0	0	0.0-0	0.0-0	0	0-0	0-0	0	0
WASHINGTON STATE	1	0	1	1.0-2	1.0-2	0	0-0	0-0	0	0
at Utah	1	0	1	0.0-0	0.0-0	0	0-0	0-0	0	1
CALIFORNIA	0	0	0	0.0-0	0.0-0	0	0-0	0-0	0	0
USC	0	0	0	0.0-0	0.0-0	0	0-0	0-0	0	0
at Arizona State	1	0	1	1.0-3	0.0-0	0	0-0	0-0	0	0
OREGON STATE	0	0	0	0.0-0	0.0-0	0	0-0	0-0	1	0
vs. Washington	0	0	0	0.0-0	0.0-0	0	0-0	0-0	0	0
vs. Liberty	0	0	0	0.0-0	0.0-0	0	0-0	0-0	0	0

*started game

CAREER HIGHS

Tackles1 (7x) last at Purdue (10/18/24)
 Tackles For Loss1.0 (2x) last at Arizona State (11/18/23)
 Sacks1.0 vs. Washington State (10/21/23)
 Interceptions none
 Interception Return Yards none
 QB Hurries 1 (3x) last vs. Oregon State (11/24/23)
 Pass Breakups 1 vs. Utah (10/29/23)
 Forced Fumbles none
 Fumble Recoveries none

18 KENYON SADIQ

So. » TE
Idaho Falls, Idaho » Skyline HS

CAREER STATS

	GP/GS	RECEIVING					RUSHING				
		REC	YDS	AVG	TD	LNG	ATT	YDS	AVG	TD	LNG
2023	14/0	5	24	4.8	1	9	1	12	12.0	0	12
2024	13/0	23	298	13.0	2	39	5	24	4.8	0	16
TOTAL	27/0	28	322	11.5	3	39	6	36	6.0	0	16

2024

	RECEIVING					RUSHING				
	REC	YDS	AVG	TD	LNG	ATT	YDS	AVG	TD	LNG
IDAHO	4	53	8.6	0	24	2	5	2.5	0	4
BOISE STATE	2	20	10.0	0	14	0	0	0.0	0	0
at Oregon State	1	2	2.0	0	2	0	0	0.0	0	0
at UCLA	4	37	9.3	0	19	0	0	0.0	0	0
MICHIGAN STATE	0	0	0.0	0	0	0	0	0.0	0	0
OHIO STATE	0	0	0.0	0	0	1	1	1.0	0	1
at Purdue	2	58	29.0	0	39	0	0	0.0	0	0
ILLINOIS	2	29	14.0	0	18	1	16	16.0	0	16
at Michigan	2	32	16.0	0	24	0	0	0.0	0	0
MARYLAND	2	3	1.5	0	4	0	0	0.0	0	0
at Wisconsin	1	24	24.0	0	24	0	0	0.0	0	0
WASHINGTON	1	11	11.0	0	11	1	2	2.0	0	2
vs. Penn State	2	30	15.0	2	28	0	0	0.0	0	0
vs. Ohio State	---	---	---	---	---	---	---	---	---	---

2023

	RECEIVING					RUSHING				
	REC	YDS	AVG	TD	LNG	ATT	YDS	AVG	TD	LNG
PORTLAND STATE	1	9	9.0	0	9	0	0	0.0	0	0
at Texas Tech	0	0	0.0	0	0	0	0	0.0	0	0
HAWAII	0	0	0.0	0	0	1	12	12.0	0	0
COLORADO	2	6	3.0	0	8	0	0	0.0	0	0
at Stanford	1	6	6.0	0	6	0	0	0.0	0	0
at Washington	0	0	0.0	0	0	0	0	0.0	0	0
WASHINGTON STATE	0	0	0.0	0	0	0	0	0.0	0	0
at Utah	0	0	0.0	0	0	0	0	0.0	0	0
CALIFORNIA	0	0	0.0	0	0	0	0	0.0	0	0
USC	0	0	0.0	0	0	0	0	0.0	0	0
at Arizona State	0	0	0.0	0	0	0	0	0.0	0	0
OREGON STATE	0	0	0.0	0	0	0	0	0.0	0	0
vs. Washington	0	0	0.0	0	0	0	0	0.0	0	0
vs. Liberty	1	3	3.0	1	3	0	0	0.0	0	0

*started game

CAREER HIGHS

Receptions 4 (2x) last at UCLA (9/29/24)
 Receiving Yards 58 at Purdue (10/18/24)
 Receiving Touchdowns 2 vs. Penn State (12/7/24)
 Long Reception 39 at Purdue (10/18/24)
 100-Yard Receiving Games none
 Rushes 2 (2x) last vs. Idaho (8/31/24)
 Rushing Yards 16 vs. Illinois (10/26/24)
 Rushing TDs none
 Long Rush 16 vs. Illinois (10/26/24)



JORDAN JAMES

Jr. » RB
Nashville, Tenn. » Oakland HS

CAREER STATS

	GP/GS	RUSHING					RECEIVING				
		ATT	YDS	AVG	TD	LNG	REC	YDS	AVG	TD	LNG
2022	10/0	46	189	4.1	5	24	1	6	6.0	0	6
2023	14/0	107	759	7.1	11	37	15	132	8.8	1	30
2024	13/13	226	1,253	5.5	15	41	24	202	8.4	0	26
TOTAL	37/13	379	2,201	5.8	31	41	40	340	8.5	1	30

2024

	RUSHING					RECEIVING				
	ATT	YDS	AVG	TD	LNG	REC	YDS	AVG	TD	LNG
IDAHO*	15	95	6.3	1	16	4	40	10.0	0	12
BOISE STATE*	17	102	6.0	0	12	0	2	0.0	0	2
at Oregon State*	12	86	7.2	2	14	2	0	0.0	0	4
at UCLA*	20	103	5.2	1	16	2	15	7.5	0	8
MICHIGAN STATE*	24	166	6.9	1	41	1	4	4.0	0	4
OHIO STATE*	23	115	5.0	1	25	1	6	6.0	0	6
at Purdue*	10	50	5.0	2	10	1	6	6.0	0	6
ILLINOIS*	15	83	5.5	0	12	2	17	8.5	0	13
at Michigan*	23	117	5.1	1	22	0	0	0.0	0	0
MARYLAND	7	29	4.1	1	10	2	27	13.5	0	26
at Wisconsin*	25	121	4.8	1	14	2	25	12.5	0	15
WASHINGTON*	15	99	6.6	2	16	4	40	10.0	0	18
vs. Penn State*	20	87	4.4	2	12	3	20	6.7	0	11
vs. Ohio State	---	---	---	---	---	---	---	---	---	---

2023

	RUSHING					RECEIVING				
	ATT	YDS	AVG	TD	LNG	REC	YDS	AVG	TD	LNG
PORTLAND STATE	10	86	8.6	3	36	1	5	5.0	0	5
at Texas Tech	4	8	2.0	0	5	2	14	7.0	0	9
HAWAII	7	61	8.7	2	22	0	0	0.0	0	0
COLORADO	7	54	7.7	1	23	1	5	5.0	0	5
at Stanford	6	88	14.7	1	37	0	0	0.0	0	0
at Washington	11	63	5.7	1	10	3	-3	-1.0	0	1
WASHINGTON STATE	13	103	7.9	0	37	0	0	0.0	0	0
at Utah	5	38	7.6	0	13	2	22	11.0	1	18
CALIFORNIA	7	44	6.3	1	16	2	30	15.0	0	22
USC	7	25	3.6	0	9	1	13	13.0	0	13
at Arizona State	9	48	5.3	0	15	0	0	0.0	0	0
OREGON STATE	7	43	6.1	1	14	0	0	0.0	0	0
vs. Washington	5	35	7.0	1	17	1	30	30.0	0	30
vs. Liberty	9	63	7.0	0	17	1	9	9.0	0	9

2022

	RUSHING					RECEIVING				
	ATT	YDS	AVG	TD	LNG	REC	YDS	AVG	TD	LNG
vs. Georgia	7	15	2.1	0	5	0	0	0.0	0	0
EASTERN WASHINGTON	DID NOT PLAY									
BYU	6	33	5.5	0	11	1	6	6.0	0	6
at Washington State	3	0	2.0	1	1	0	0	0.0	0	0
STANFORD	3	9	3.0	1	6	0	0	0.0	0	0
at Arizona	10	69	6.9	1	24	0	0	0.0	0	0
UCLA	3	7	2.3	1	4	0	0	0.0	0	0
at California	2	3	1.5	0	3	0	0	0.0	0	0
at Colorado	DID NOT PLAY									
WASHINGTON	DID NOT PLAY									
UTAH	0	0	0.0	0	0	0	0	0.0	0	0
at Oregon State	9	27	2.9	1	13	0	0	0.0	0	0
vs. North Carolina	3	27	9.0	0	13	0	0	0.0	0	0

CAREER HIGHS

Rushes	25 at Wisconsin (11/16/24)
Rushing Yards	166 vs. Michigan State (10/4/24)
Rushing TDs	3 vs. Portland State (9/3/23)
Long Rush	41 vs. Michigan State (10/4/24)
100-Yard Games	6, last at Michigan (11/2/24)
Receptions	4 (2x) last vs. Washington (11/30/24)
Receiving Yards	40 (2x) last vs. Washington (11/30/24)
Receiving TDs	1 at Utah (10/28/23)
Long Reception	30 vs. Washington (12/1/23)



22 CONNOR SOELLE

Sr. » ILB
Scottsdale, Ariz. » Saguaro HS/Arizona State

CAREER STATS

	GP/GS	UA	A	TOT	TFL	SCK	FF	FR	INT	QBH	BRUP
2019 (ASU)	1/0	0	0	0	0.0-0	0.0-0	0	0-0	0-0	0	0
2020 (ASU)	4/0	1	4	5	0.0-0	0.0-0	1	0-0	0-0	0	0
2021 (ASU)	13/1	10	7	17	1.0-1	0.0-0	0	0-0	0-0	0	0
2022 (ASU)	12/2	13	17	30	1.0-1	0.0-0	0	0-0	0-0	0	0
2023	14/0	8	11	19	0.0-0	0.0-0	0	0-0	0-0	2	0
2024	13/0	5	4	9	0.0-0	0.0-0	0	0-0	0-0	0	0
TOTAL	57/4	37	43	80	2.0-2	0.0-0	1	0-0	0-0	2	0

2024

	UA	A	TOT	TFL	SCK	FF	FR	INT	QBH	BRUP
IDAHO	0	0	0	0.0-0	0.0-0	0	0-0	0-0	0	0
BOISE STATE	0	0	0	0.0-0	0.0-0	0	0-0	0-0	0	0
at Oregon State	2	0	2	0.0-0	0.0-0	0	0-0	0-0	0	0
at UCLA	0	0	0	0.0-0	0.0-0	0	0-0	0-0	0	0
MICHIGAN STATE	1	1	2	0.0-0	0.0-0	0	0-0	0-0	0	0
OHIO STATE	0	0	0	0.0-0	0.0-0	0	0-0	0-0	0	0
at Purdue	0	0	0	0.0-0	0.0-0	0	0-0	0-0	0	0
ILLINOIS	0	0	0	0.0-0	0.0-0	0	0-0	0-0	0	0
at Michigan	1	0	1	0.0-0	0.0-0	0	0-0	0-0	0	0
MARYLAND	0	1	1	0.0-0	0.0-0	0	0-0	0-0	0	0
at Wisconsin	0	0	0	0.0-0	0.0-0	0	0-0	0-0	0	0
WASHINGTON	1	2	3	0.0-0	0.0-0	0	0-0	0-0	0	0
vs. Penn State	0	0	0	0.0-0	0.0-0	0	0-0	0-0	0	0
vs. Ohio State	---	---	---	---	---	---	---	---	---	---

2023

	UA	A	TOT	TFL	SCK	FF	FR	INT	QBH	BRUP
PORTLAND STATE	1	4	5	0.0-0	0.0-0	0	0-0	0-0	1	0
at Texas Tech	1	0	1	0.0-0	0.0-0	0	0-0	0-0	0	0
HAWAII	1	0	1	0.0-0	0.0-0	0	0-0	0-0	0	0
COLORADO	3	3	6	0.0-0	0.0-0	0	0-0	0-0	0	0
at Stanford	0	0	0	0.0-0	0.0-0	0	0-0	0-0	1	0
at Washington	0	0	0	0.0-0	0.0-0	0	0-0	0-0	0	0
WASHINGTON STATE	0	0	0	0.0-0	0.0-0	0	0-0	0-0	0	0
at Utah	0	1	1	0.0-0	0.0-0	0	0-0	0-0	0	0
CALIFORNIA	0	2	2	0.0-0	0.0-0	0	0-0	0-0	0	0
USC	0	0	0	0.0-0	0.0-0	0	0-0	0-0	0	0
at Arizona State	1	0	1	0.0-0	0.0-0	0	0-0	0-0	0	0
OREGON STATE	1	1	2	0.0-0	0.0-0	0	0-0	0-0	0	0
vs. Washington	0	0	0	0.0-0	0.0-0	0	0-0	0-0	0	0
vs. Liberty	0	0	0	0.0-0	0.0-0	0	0-0	0-0	0	0

2022 (at Arizona State)

	UA	A	TOT	TFL	SCK	FF	FR	INT	QBH	BRUP
NORTHERN ARIZONA	1	2	3	0.5-1	0.0-0	0	0-0	0-0	0	0
at Oklahoma State	1	1	2	0.0-0	0.0-0	0	0-0	0-0	0	0
EASTERN MICHIGAN	0	0	0	0.0-0	0.0-0	0	0-0	0-0	0	0
UTAH*	1	3	4	0.5-0	0.0-0	0	0-0	0-0	0	0
at USC	1	0	1	0.0-0	0.0-0	0	0-0	0-0	0	0
WASHINGTON	0	3	3	0.0-0	0.0-0	0	0-0	0-0	0	0
at Stanford*	0	2	2	0.0-0	0.0-0	0	0-0	0-0	0	0
at Colorado	1	0	1	0.0-0	0.0-0	0	0-0	0-0	0	0
UCLA	2	2	4	0.0-0	0.0-0	0	0-0	0-0	0	1
at Washington State	1	2	3	0.0-0	0.0-0	0	0-0	0-0	0	0
OREGON STATE	5	1	6	0.0-0	0.0-0	0	0-0	0-0	0	0
at Arizona	0	1	1	0.0-0	0.0-0	0	0-0	0-0	0	0

2021 (at Arizona State)

	UA	A	TOT	TFL	SCK	FF	FR	INT	QBH	BRUP
SOUTHERN UTAH	0	0	0	0.0-0	0.0-0	0	0-0	0-0	0	0
UNLV	1	1	2	1.0-1	0.0-0	0	0-0	0-0	0	0
at BYU	0	0	0	0.0-0	0.0-0	0	0-0	0-0	0	0
COLORADO	1	1	2	0.0-0	0.0-0	0	0-0	0-0	0	0
at UCLA	0	0	0	0.0-0	0.0-0	0	0-0	0-0	0	0
STANFORD	0	0	0	0.0-0	0.0-0	0	0-0	0-0	0	0
at Utah	1	0	1	0.0-0	0.0-0	0	0-0	0-0	0	0
WASHINGTON STATE	0	0	0	0.0-0	0.0-0	0	0-0	0-0	0	0
USC	0	0	0	0.0-0	0.0-0	0	0-0	0-0	0	0
at Washington	1	0	1	0.0-0	0.0-0	0	0-0	0-0	0	0
at Oregon State	1	0	1	0.0-0	0.0-0	0	0-0	0-0	0	0
ARIZONA*	5	0	5	0.0-0	0.0-0	0	0-0	0-0	0	0
vs. Wisconsin	0	5	5	0.0-0	0.0-0	0	0-0	0-0	0	0

2020 (at Arizona State)

	UA	A	TOT	TFL	SCK	FF	FR	INT	QBH	BRUP
at USC	0	0	0	0.0-0	0.0-0	0	0-0	0-0	0	0
UCLA	0	0	0	0.0-0	0.0-0	0	0-0	0-0	0	0
at Arizona	0	2	2	0.0-0	0.0-0	0	0-0	0-0	0	0
at Oregon State	1	2	3	0.0-0	0.0-0	1	0-0	0-0	0	0

2019 (at Arizona State)

	UA	A	TOT	TFL	SCK	FF	FR	INT	QBH	BRUP
KENT STATE	0	0	0	0.0-0	0.0-0	0	0-0	0-0	0	0
SACRAMENTO STATE	DID NOT PLAY									
at Michigan State	DID NOT PLAY									
COLORADO	DID NOT PLAY									
at California	DID NOT PLAY									
WASHINGTON STATE	DID NOT PLAY									
at Utah	DID NOT PLAY									
at UCLA	DID NOT PLAY									
USC	DID NOT PLAY									
at Oregon State	DID NOT PLAY									
OREGON	DID NOT PLAY									
ARIZONA	DID NOT PLAY									
vs. Florida State	DID NOT PLAY									

*started game

CAREER HIGHS

Tackles	6 (2x) last vs. Colorado (9/23/23)
Tackles For Loss	1.0 vs. UNLV (9/11/21)
Sacks	none
Interceptions	none
Interception Return Yards	none
QB Hurries	1 (2x) last at Stanford (9/30/23)
Pass Breakups	1 vs. UCLA (11/5/22)
Forced Fumbles	1 vs. Oregon State (12/19/20)
Fumble Recoveries	none



26 DEVON JACKSON So. » ILB Omaha, Neb. » Burke HS

27 JAYDEN LIMAR So. » RB Lake Stevens, Wash. » Lake Stevens HS

CAREER STATS

Table with columns: GP/GS, UA, A, TOT, TFL, SCK, FF, FR, INT, QBH, BRUP. Rows for 2022, 2023, 2024, and TOTAL.

2024

Table with columns: UA, A, TOT, TFL, SCK, FF, FR, INT, QBH, BRUP. Rows for various 2024 games including IDAHO, BOISE STATE, etc.

2023

Table with columns: UA, A, TOT, TFL, SCK, FF, FR, INT, QBH, BRUP. Rows for various 2023 games including PORTLAND STATE, HAWAII, etc.

2022

Table with columns: UA, A, TOT, TFL, SCK, FF, FR, INT, QBH, BRUP. Rows for various 2022 games including vs. Georgia, EASTERN WASHINGTON, etc.

*started game

CAREER HIGHS

Table listing career high statistics such as Tackles (7), Tackles For Loss (2.0), Sacks (1.0), etc.

CAREER STATS

Table with columns: GP/GS, RUSHING (ATT, YDS, AVG, TD, LNG), RECEIVING (REC, YDS, AVG, TD, LNG). Rows for 2023, 2024, and TOTAL.

2024

Table with columns: RUSHING (ATT, YDS, AVG, TD, LNG), RECEIVING (REC, YDS, AVG, TD, LNG). Rows for various 2024 games including IDAHO*, BOISE STATE*, etc.

2023

Table with columns: RUSHING (ATT, YDS, AVG, TD, LNG), RECEIVING (REC, YDS, AVG, TD, LNG). Rows for various 2023 games including PORTLAND STATE, HAWAII, etc.

CAREER HIGHS

Table listing career high statistics for Jayden Limar such as Rushes (8), Rushing Yards (51), etc.

28

BRYCE BOETTCHER

Sr. » ILB
Eugene, Ore. » South Eugene HS

CAREER STATS

	GP/GS	UA	A	TOT	TFL	SCK	FF	FR	INT	QBH	BRUP
2022	12/0	0	2	2	0.0-0	0.0-0	0	0-0	0-0	0	0
2023	14/2	15	22	37	2.5-12	1.0-8	1	1-0	0-0	0	0
2024	13/12	45	42	87	8.0-27	2.0-13	1	0-0	1-0	0	3
TOTAL	39/14	60	66	126	10.5-39	3.0-21	2	1-0	1-0	0	3

2024

	UA	A	TOT	TFL	SCK	FF	FR	INT	QBH	BRUP
IDAHO*	2	3	5	0.0-0	0.0-0	0	0-0	0-0	0	0
BOISE STATE	3	6	9	0.0-0	0.0-0	0	0-0	0-0	0	0
at Oregon State*	5	6	11	0.0-0	0.0-0	0	0-0	0-0	0	2
at UCLA*	3	0	3	0.0-0	0.0-0	0	0-0	1-0	0	0
MICHIGAN STATE*	3	1	4	1.0-2	0.0-0	0	0-0	0-0	0	0
OHIO STATE*	1	0	1	0.0-0	0.0-0	0	0-0	0-0	0	0
at Purdue*	4	1	5	0.5-0	0.0-0	0	0-0	0-0	0	0
ILLINOIS*	3	5	8	1.0-5	1.0-5	0	0-0	0-0	0	0
at Michigan*	4	3	7	1.5-3	0.0-0	0	0-0	0-0	0	0
MARYLAND*	3	4	7	0.0-0	0.0-0	0	0-0	0-0	0	0
at Wisconsin*	7	2	9	1.0-1	0.0-0	0	0-0	0-0	0	1
WASHINGTON*	4	7	11	2.0-15	1.0-8	1	0-0	0-0	0	0
vs. Penn State*	3	4	7	1.0-1	0.0-0	0	0-0	0-0	0	0
vs. Ohio State	---	---	---	---	---	---	---	---	---	---

2023

	UA	A	TOT	TFL	SCK	FF	FR	INT	QBH	BRUP
PORTLAND STATE*	1	3	4	0.0-0	0.0-0	0	1-0	0-0	0	0
at Texas Tech	1	2	3	1.0-8	1.0-8	1	0-0	0-0	0	0
HAWAII	3	3	6	1.0-1	0.0-0	0	0-0	0-0	0	0
COLORADO	1	2	3	0.0-0	0.0-0	0	0-0	0-0	0	0
at Stanford*	2	3	5	0.5-3	0.0-0	0	0-0	0-0	0	0
at Washington	2	0	2	0.0-0	0.0-0	0	0-0	0-0	0	0
WASHINGTON STATE	0	1	1	0.0-0	0.0-0	0	0-0	0-0	0	0
at Utah	1	0	1	0.0-0	0.0-0	0	0-0	0-0	0	0
CALIFORNIA	0	6	6	0.0-0	0.0-0	0	0-0	0-0	0	0
USC	0	0	0	0.0-0	0.0-0	0	0-0	0-0	0	0
at Arizona State	3	2	5	0.0-0	0.0-0	0	0-0	0-0	0	0
OREGON STATE	0	0	0	0.0-0	0.0-0	0	0-0	0-0	0	0
vs. Washington	0	0	0	0.0-0	0.0-0	0	0-0	0-0	0	0
vs. Liberty	1	0	1	0.0-0	0.0-0	0	0-0	0-0	0	0

2022

	UA	A	TOT	TFL	SCK	FF	FR	INT	QBH	BRUP	
vs. Georgia	0	0	0	0.0-0	0.0-0	0	0-0	0-0	0	0	
EASTERN WASHINGTON	0	1	1	0.0-0	0.0-0	0	0-0	0-0	0	0	
BYU	0	0	0	0.0-0	0.0-0	0	0-0	0-0	0	0	
at Washington State	0	0	0	0.0-0	0.0-0	0	0-0	0-0	0	0	
STANFORD	0	1	1	0.0-0	0.0-0	0	0-0	0-0	0	0	
at Arizona	0	0	0	0.0-0	0.0-0	0	0-0	0-0	0	0	
UCLA	0	0	0	0.0-0	0.0-0	0	0-0	0-0	0	0	
at California	DID NOT PLAY										
at Colorado	0	0	0	0.0-0	0.0-0	0	0-0	0-0	0	0	
WASHINGTON	0	0	0	0.0-0	0.0-0	0	0-0	0-0	0	0	
UTAH	0	0	0	0.0-0	0.0-0	0	0-0	0-0	0	0	
at Oregon State	0	0	0	0.0-0	0.0-0	0	0-0	0-0	0	0	
vs. North Carolina	0	0	0	0.0-0	0.0-0	0	0-0	0-0	0	0	

*started game

CAREER HIGHS

Tackles	11 (2x) last vs. Washington (11/30/24)
Tackles For Loss	2.0 vs. Washington (11/30/24)
Sacks	1.0 (3x) last vs. Washington (11/30/24)
Interceptions	1 at UCLA (9/29/24)
Interception Return Yards	none
QB Hurries	none
Pass Breakups	2 at Oregon State (9/14/24)
Forced Fumbles	1 (2x) last vs. Washington (11/30/24)
Fumble Recoveries	1 vs. Portland State (8/2/23)



ATTICUS SAPPINGTON

Jr. » K
Portland, Ore. » Central Catholic HS/Oregon State

CAREER STATS

	GP/GS	KICKING			KICKOFFS				AVG	TB
		FGM	FGA	PCT	LNG	XP-XPA	ATT	YDS		
2021 (OSU)	1/0	---	---	---	---	---	1	60	60.0	0
2022 (OSU)	9/0	5	7	.714	40	15-16	40	2,507	62.7	22
2023 (OSU)	12/0	13	14	.929	48	49-50	55	3,275	59.5	34
2024	13/0	14	16	.875	42	40-42	75	4,799	64.0	56
TOTAL	35/0	32	37	.865	48	103-107	171	10,641	62.2	112

2024

	KICKING			KICKOFFS				AVG	TB
	FGM	FGA	PCT	LNG	XP-XPA	ATT	YDS		
IDAHO	1	2	.500	26	3-3	5	325	65.0	5
BOISE STATE	1	1	1.000	25	4-5	6	388	65.7	4
at Oregon State	2	2	1.000	39	5-5	8	514	64.2	5
at UCLA	2	2	1.000	42	2-3	7	446	63.7	5
MICHIGAN STATE	0	0	---	---	3-3	4	227	56.8	2
OHIO STATE	2	3	.667	27	1-1	6	390	65.0	5
at Purdue	0	0	---	---	4-4	5	322	64.4	4
ILLINOIS	0	0	---	---	4-4	5	321	64.2	4
at Michigan	1	1	1.000	26	3-3	4	257	64.2	3
MARYLAND	1	1	1.000	20	1-1	6	390	65.0	6
at Wisconsin	3	3	1.000	42	1-1	5	325	65.0	4
WASHINGTON	0	0	---	---	4-4	6	374	62.3	1
vs. Penn State	1	1	1.000	32	4-4	8	520	65.0	8
vs. Ohio State	---	---	---	---	---	---	---	---	---

2023 (at Oregon State)

	KICKING			KICKOFFS				AVG	TB
	FGM	FGA	PCT	LNG	XP-XPA	ATT	YDS		
at San Jose State	0	0	---	---	6-6	7	426	60.9	3
UC DAVIS	2	2	1.000	40	7-7	9	553	61.4	4
SAN DIEGO STATE	2	3	.667	48	2-2	6	277	46.2	2
at Washington State	0	0	---	---	5-5	5	269	53.8	2
UTAH	0	0	---	---	3-3	4	252	63.0	3
at California	1	1	1.000	32	7-7	9	530	58.9	7
UCLA	3	3	1.000	43	3-3	8	518	64.8	7
at Arizona	1	1	1.000	35	3-3	4	260	65.0	4
at Colorado	2	2	1.000	41	2-2	1	65	65.0	1
STANFORD	0	0	---	---	8-9	1	65	65.0	1
WASHINGTON	2	2	1.000	38	2-2	1	60	60.0	0
at Oregon	0	0	---	---	1-1	---	---	---	---
vs. Notre Dame	DID NOT PLAY								

2022 (at Oregon State)

	KICKING			KICKOFFS				AVG	TB
	FGM	FGA	PCT	LNG	XP-XPA	ATT	YDS		
BOISE STATE	0	0	---	---	0-0	2	130	65.0	2
at Fresno State	0	0	---	---	0-0	5	293	58.6	1
vs Montana State	0	0	---	---	4-5	9	583	64.8	4
USC	0	0	---	---	0-0	3	194	64.7	1
at Utah	3	3	1.000	31	1-1	5	325	65.0	5
at Stanford	1	2	.500	40	1-1	5	286	57.2	2
WASHINGTON STATE	1	2	.500	26	3-3	5	316	63.2	2
COLORADO	0	0	---	---	6-6	5	330	66.0	4
at Washington	DID NOT PLAY								
CALIFORNIA	DID NOT PLAY								
at Arizona State	0	0	---	---	0-0	1	50	50.0	1
OREGON	DID NOT PLAY								
vs. Florida	DID NOT PLAY								

2021 (at Oregon State)

	KICKING			KICKOFFS				AVG	TB
	FGM	FGA	PCT	LNG	XP-XPA	ATT	YDS		
at Purdue	DID NOT PLAY								
HAWAII	DID NOT PLAY								
IDAHO	0	0	---	---	0-0	1	60	60.0	0
at USC	DID NOT PLAY								
WASHINGTON	DID NOT PLAY								
at Washington State	DID NOT PLAY								
UTAH	DID NOT PLAY								
at California	DID NOT PLAY								
at Colorado	DID NOT PLAY								
STANFORD	DID NOT PLAY								
ARIZONA STATE	DID NOT PLAY								
at Oregon	DID NOT PLAY								
vs. Utah State	DID NOT PLAY								

CAREER HIGHS

Field Goals Made.....	3 (2x) last vs. UCLA (10/14/23)
Field Goals Attempted.....	3 (3x) last vs. UCLA (10/14/23)
Long Field Goal.....	48 vs. San Diego State (9/16/23)
PATs Made.....	8 vs. Stanford (11/11/23)
Kickoffs.....	9 (3x) last at California (10/7/23)
Touchbacks.....	8 vs. Penn State (12/7/24)



44 TEITUM TUIOTI

So. » OLB
Laie, Hawaii » Sheldon HS (Ore.)

CAREER STATS

	GP/GS	UA	A	TOT	TFL	SCK	FF	FR	INT	QBH	BRUP
2023	13/0	19	11	30	4.0-31	2.0-24	0	0-0	0-0	1	2
2024	13/13	28	26	54	6.5-34	5.5-31	0	0-0	0-0	5	1
TOTAL	26/13	47	37	84	10.5-65	7.5-55	0	0-0	0-0	6	3

2024

	UA	A	TOT	TFL	SCK	FF	FR	INT	QBH	BRUP
IDAHO*	0	1	1	0.0-0	0.0-0	0	0-0	0-0	0	0
BOISE STATE*	0	3	3	0.0-0	0.0-0	0	0-0	0-0	0	1
at Oregon State*	4	3	7	2.0-4	1.0-1	0	0-0	0-0	1	0
at UCLA*	1	0	1	0.0-0	0.0-0	0	0-0	0-0	0	0
MICHIGAN STATE*	4	3	7	0.0-0	0.0-0	0	0-0	0-0	0	0
OHIO STATE*	1	2	3	0.0-0	0.0-0	0	0-0	0-0	0	0
at Purdue*	5	1	6	1.0-2	1.0-2	0	0-0	0-0	0	0
ILLINOIS*	1	3	4	1.0-10	1.0-10	0	0-0	0-0	1	0
at Michigan*	0	2	2	0.0-0	0.0-0	0	0-0	0-0	0	0
MARYLAND*	1	3	4	0.0-0	0.0-0	0	0-0	0-0	1	0
at Wisconsin*	6	1	7	1.0-11	1.0-11	0	0-0	0-0	0	0
WASHINGTON*	2	2	4	1.5-7	1.5-7	0	0-0	0-0	0	0
vs. Penn State*	3	2	5	0.0-0	0.0-0	0	0-0	0-0	2	0
vs. Ohio State	---	---	---	---	---	---	---	---	---	---

2023

	UA	A	TOT	TFL	SCK	FF	FR	INT	QBH	BRUP
PORTLAND STATE										
at Texas Tech	3	1	4	0.0-0	0.0-0	0	0-0	0-0	0	0
HAWAII	2	0	2	1.0-3	0.0-0	0	0-0	0-0	0	0
COLORADO	1	2	3	1.0-15	1.0-15	0	0-0	0-0	0	1
at Stanford	0	0	0	0.0-0	0.0-0	0	0-0	0-0	0	0
at Washington	1	0	1	0.0-0	0.0-0	0	0-0	0-0	0	0
WASHINGTON STATE	2	1	3	0.0-0	0.0-0	0	0-0	0-0	0	1
at Utah	3	1	4	0.0-0	0.0-0	0	0-0	0-0	0	0
CALIFORNIA	1	0	1	0.0-0	0.0-0	0	0-0	0-0	0	0
USC	1	0	1	1.0-9	1.0-9	0	0-0	0-0	0	0
at Arizona State	2	1	3	0.0-0	0.0-0	0	0-0	0-0	0	0
OREGON STATE	1	4	5	0.0-0	0.0-0	0	0-0	0-0	0	0
vs. Washington	1	0	1	0.0-0	0.0-0	0	0-0	0-0	1	0
vs. Liberty	1	1	2	1.0-4	0.0-0	0	0-0	0-0	0	0

*started game

CAREER HIGHS

Tackles 7 (3x) last at Wisconsin (11/16/24)
 Tackles For Loss 2.0 at Oregon State (9/14/24)
 Sacks 1.5 vs. Washington (11/30/24)
 Interceptions none
 Interception Return Yards none
 QB Hurries 2 vs. Penn State (12/7/24)
 Pass Breakups 1 (2x) last vs. Washington State (10/21/23)
 Forced Fumbles none
 Fumble Recoveries none

52 A'MAURI WASHINGTON

So. » DL
Detroit, Mich. » Chandler HS (Ariz.)

CAREER STATS

	GP/GS	UA	A	TOT	TFL	SCK	FF	FR	INT	QBH	BRUP
2023	8/0	2	0	2	0.0-0	0.0-0	0	0-0	0-0	0	0
2024	13/0	4	6	10	1.5-4	0.0-0	0	0-0	0-0	4	2
TOTAL	21/0	6	6	12	1.5-4	0.0-0	0	0-0	0-0	4	2

2024

	UA	A	TOT	TFL	SCK	FF	FR	INT	QBH	BRUP
IDAHO	0	1	1	0.5-1	0.0-0	0	0-0	0-0	0	0
BOISE STATE	0	0	0	0.0-0	0.0-0	0	0-0	0-0	0	0
at Oregon State	1	1	2	0.0-0	0.0-0	0	0-0	0-0	1	0
at UCLA	1	0	1	1.0-3	0.0-0	0	0-0	0-0	0	0
MICHIGAN STATE	0	0	0	0.0-0	0.0-0	0	0-0	0-0	0	0
OHIO STATE	0	0	0	0.0-0	0.0-0	0	0-0	0-0	1	0
at Purdue	0	0	0	0.0-0	0.0-0	0	0-0	0-0	0	0
ILLINOIS	0	0	0	0.0-0	0.0-0	0	0-0	0-0	1	0
at Michigan	0	2	2	0.0-0	0.0-0	0	0-0	0-0	0	0
MARYLAND	0	0	0	0.0-0	0.0-0	0	0-0	0-0	1	1
at Wisconsin	0	1	1	0.0-0	0.0-0	0	0-0	0-0	0	1
WASHINGTON	1	1	2	0.0-0	0.0-0	0	0-0	0-0	0	0
vs. Penn State	1	0	1	0.0-0	0.0-0	0	0-0	0-0	0	0
vs. Ohio State	---	---	---	---	---	---	---	---	---	---

2023

	UA	A	TOT	TFL	SCK	FF	FR	INT	QBH	BRUP
PORTLAND STATE	0	0	0	0.0-0	0.0-0	0	0-0	0-0	0	0
at Texas Tech										
HAWAII	0	0	0	0.0-0	0.0-0	0	0-0	0-0	0	0
COLORADO	0	0	0	0.0-0	0.0-0	0	0-0	0-0	0	0
at Stanford	1	0	1	0.0-0	0.0-0	0	0-0	0-0	0	0
at Washington										
WASHINGTON STATE										
at Utah	0	0	0	0.0-0	0.0-0	0	0-0	0-0	0	0
CALIFORNIA	0	0	0	0.0-0	0.0-0	0	0-0	0-0	0	0
USC										
at Arizona State	0	0	0	0.0-0	0.0-0	0	0-0	0-0	0	0
OREGON STATE										
vs. Washington										
vs. Liberty	1	0	1	0.0-0	0.0-0	0	0-0	0-0	0	0

*started game

CAREER HIGHS

Tackles 2 (3x) last vs. Washington (11/30/24)
 Tackles For Loss 1.0 at UCLA (9/29/24)
 Sacks none
 Interceptions none
 Interception Return Yards none
 QB Hurries 1 (4x) last vs. Maryland (11/9/24)
 Pass Breakups 1 (2x) last at Wisconsin (11/16/24)
 Forced Fumbles none
 Fumble Recoveries none



DERRICK HARMON

Jr. » DL
Detroit, Mich. » Loyola HS/Michigan State

CAREER STATS

Table with columns: GP/GS, UA, A, TOT, TFL, SCK, FF, FR, INT, QBH, BRUP. Rows include 2021 (MSU), 2022 (MSU), 2023 (MSU), 2024, and TOTAL.

2024

Table with columns: UA, A, TOT, TFL, SCK, FF, FR, INT, QBH, BRUP. Rows include IDAHO*, BOISE STATE*, at Oregon State*, at UCLA*, MICHIGAN STATE*, OHIO STATE*, at Purdue*, ILLINOIS*, at Michigan*, MARYLAND*, at Wisconsin*, WASHINGTON*, vs. Penn State*, vs. Ohio State.

2023 (at Michigan State)

Table with columns: UA, A, TOT, TFL, SCK, FF, FR, INT, QBH, BRUP. Rows include CENTRAL MICHIGAN*, RICHMOND, WASHINGTON*, MARYLAND*, at Iowa*, at Rutgers, MICHIGAN*, at Minnesota*, NEBRASKA*, at Ohio State*, at Indiana*, vs. Penn State*.

2022 (at Michigan State)

Table with columns: UA, A, TOT, TFL, SCK, FF, FR, INT, QBH, BRUP. Rows include WESTERN MICHIGAN, AKRON*, at Washington*, MINNESOTA, at Maryland*, OHIO STATE*, WISCONSIN*, at Michigan, at Illinois, RUTGERS, INDIANA, at Penn State.

2021 (at Michigan State)

Table with columns: UA, A, TOT, TFL, SCK, FF, FR, INT, QBH, BRUP. Rows include at Northwestern, YOUNGSTOWN STATE, at Miami (Fla.), NEBRASKA, WESTERN KENTUCKY, at Rutgers, at Indiana, MICHIGAN, at Purdue, MARYLAND, at Ohio State, PENN STATE, vs. Pittsburgh.

*started game

CAREER HIGHS

Table listing career highs: Tackles (7 vs. Maryland), Tackles For Loss (2.0 vs. Idaho), Sacks (1.5 vs. Idaho), Interceptions (none), Interception Return Yards (none), QB Hurries (2 (2x) last vs. Maryland), Pass Breakups (1 (3x) last vs. Boise State), Forced Fumbles (1 (3x) last vs. Ohio State), Fumble Recoveries (1 (3x) last vs. Washington).



PATRICK HERBERT

Sr. » TE
Eugene, Ore. » Sheldon HS

CAREER STATS

	GP/GS	RECEIVING					RUSHING				
		REC	YDS	AVG	TD	LNG	ATT	YDS	AVG	TD	LNG
2019	1/0	0	0	0.0	0	0	0	0.0	0	0	
2020		DID NOT PLAY - INJURY									
2021		DID NOT PLAY - INJURY									
2022	13/0	6	95	15.8	1	40	0	0	0.0	0	0
2023	14/4	15	196	13.1	3	49	0	0	0.0	0	0
2024	13/5	10	97	9.7	0	29	0	0	0.0	0	0
TOTAL	41/9	31	388	12.5	4	49	0	0	0.0	0	0

2024

	RECEIVING					RUSHING				
	REC	YDS	AVG	TD	LNG	ATT	YDS	AVG	TD	LNG
IDAHO	2	11	5.5	0	7	0	0	0.0	0	0
BOISE STATE	1	5	5.0	0	5	0	0	0.0	0	0
at Oregon State	1	10	10.0	0	10	0	0	0.0	0	0
at UCLA	2	16	8.0	0	12	0	0	0.0	0	0
MICHIGAN STATE	0	0	0.0	0	0	0	0	0.0	0	0
OHIO STATE	0	0	0.0	0	0	0	0	0.0	0	0
at Purdue*	0	0	0.0	0	0	0	0	0.0	0	0
ILLINOIS*	2	48	24.0	0	29	0	0	0.0	0	0
at Michigan*	2	7	3.5	0	5	0	0	0.0	0	0
MARYLAND	0	0	0.0	0	0	0	0	0.0	0	0
at Wisconsin*	0	0	0.0	0	0	0	0	0.0	0	0
WASHINGTON	0	0	0.0	0	0	0	0	0.0	0	0
vs. Penn State*	0	0	0.0	0	0	0	0	0.0	0	0
vs. Ohio State	---	---	---	---	---	---	---	---	---	---

2023

	RECEIVING					RUSHING				
	REC	YDS	AVG	TD	LNG	ATT	YDS	AVG	TD	LNG
PORTLAND STATE*	1	23	23.0	0	23	0	0	0.0	0	0
at Texas Tech	3	34	11.3	0	21	0	0	0.0	0	0
HAWAII	1	5	5.0	0	5	0	0	0.0	0	0
COLORADO	0	0	0.0	0	0	0	0	0.0	0	0
at Stanford	1	4	4.0	0	4	0	0	0.0	0	0
at Washington	2	15	7.5	1	11	0	0	0.0	0	0
WASHINGTON STATE*	1	7	7.0	0	7	0	0	0.0	0	0
at Utah	1	9	9.0	0	9	0	0	0.0	0	0
CALIFORNIA	0	0	0.0	0	0	0	0	0.0	0	0
USC	0	0	0.0	0	0	0	0	0.0	0	0
at Arizona State	3	78	26.0	2	49	0	0	0.0	0	0
OREGON STATE	1	9	9.0	0	0	0	0	0.0	0	0
vs. Washington*	0	0	0.0	0	0	0	0	0.0	0	0
vs. Liberty*	1	12	12.0	0	12	0	0	0.0	0	0

2022

	RECEIVING					RUSHING				
	REC	YDS	AVG	TD	LNG	ATT	YDS	AVG	TD	LNG
vs. Georgia	0	0	0.0	0	0	0	0	0.0	0	0
EASTERN WASHINGTON	0	0	0.0	0	0	0	0	0.0	0	0
BYU	1	5	5.0	0	5	0	0	0.0	0	0
at Washington State	0	0	0.0	0	0	0	0	0.0	0	0
STANFORD	0	0	0.0	0	0	0	0	0.0	0	0
at Arizona	0	0	0.0	0	0	0	0	0.0	0	0
UCLA	1	14	14.0	0	14	0	0	0.0	0	0
at California	2	46	23.0	1	40	0	0	0.0	0	0
at Colorado	1	23	23.0	0	23	0	0	0.0	0	0
WASHINGTON	0	0	0.0	0	0	0	0	0.0	0	0
UTAH	0	0	0.0	0	0	0	0	0.0	0	0
at Oregon State	0	0	0.0	0	0	0	0	0.0	0	0
vs. North Carolina	1	7	7.0	0	7	0	0	0.0	0	0

2021

	RECEIVING					RUSHING				
	REC	YDS	AVG	TD	LNG	ATT	YDS	AVG	TD	LNG
FRESNO STATE										
at Ohio State										
STONY BROOK										
Arizona										
at Stanford										
California										
at UCLA										
COLORADO										
at Washington										
WASHINGTON STATE										
at Utah										
OREGON STATE										
vs. Utah										
vs. Oklahoma										

2020

	RECEIVING					RUSHING				
	REC	YDS	AVG	TD	LNG	ATT	YDS	AVG	TD	LNG
STANFORD										
at Washington State										
UCLA										
at Oregon State										
at California										
at USC										
vs. Iowa State										

2019

	RECEIVING					RUSHING				
	REC	YDS	AVG	TD	LNG	ATT	YDS	AVG	TD	LNG
vs. Auburn										
NEVADA	0	0	0.0	0	0	0	0	0.0	0	0
MONTANA										
at Stanford										
CALIFORNIA										
COLORADO										
at Washington										
WASHINGTON STATE										
at USC										
ARIZONA										
at Arizona State										
OREGON STATE										
vs. Utah										
vs. Wisconsin										

*started game

CAREER HIGHS

Receptions.....	3 (2x) last at Arizona State (11/18/23)
Receiving Yards.....	78 at Arizona State (11/18/23)
Receiving Touchdowns.....	2 at Arizona State (11/18/23)
Long Reception.....	49 at Arizona State (11/18/23)
100-Yard Receiving Games.....	none



JAMAREE CALDWELL

Sr. » DL
Newberry, S.C. » Newberry HS/Independence CC/Houston

CAREER STATS

Table with columns: GP/GS, UA, A, TOT, TFL, SCK, FF, FR, INT, QBH, BRUP. Rows for 2022 (UH), 2023 (UH), 2024, and TOTAL.

2024

Table with columns: UA, A, TOT, TFL, SCK, FF, FR, INT, QBH, BRUP. Rows for various teams including IDAHO*, BOISE STATE*, at Oregon State*, at UCLA*, MICHIGAN STATE*, OHIO STATE*, at Purdue*, ILLINOIS*, at Michigan*, MARYLAND*, at Wisconsin*, WASHINGTON*, vs. Penn State*, and vs. Ohio State.

2023 (at Houston)

Table with columns: UA, A, TOT, TFL, SCK, FF, FR, INT, QBH, BRUP. Rows for UTSA, at Rice, TCU*, SAM HOUSTON STATE*, at Texas Tech*, WEST VIRGINIA*, TEXAS*, at Kansas State*, at Baylor*, CINCINNATI*, OKLAHOMA STATE*, and at UCF*.

2022 (at Houston)

Table with columns: UA, A, TOT, TFL, SCK, FF, FR, INT, QBH, BRUP. Rows for at UTSA, at Texas Tech, KANSAS, RICE, TULANE, at Memphis, at Navy, SOUTH FLORIDA, at SMU, TEMPLE, at East Carolina, TULSA, and vs. Louisiana.

*started game

CAREER HIGHS

Table listing career highs for Tackles, Tackles For Loss, Sacks, Interceptions, Interception Return Yards, QB Hurries, Pass Breakups, Forced Fumbles, and Fumble Recoveries.



ROSS JAMES

So. » P
Brandon, Miss. » Hartfield Academy/East Central CC

CAREER STATS

Table with columns: GP/GS, ATT, YDS, AVG, I20, LNG, KICKOFFS ATT, YDS, AVG, TB. Rows for 2022, 2023, 2024, and TOTAL.

2024

Table with columns: ATT, YDS, AVG, I20, LNG, KICKOFFS ATT, YDS, AVG, TB. Rows for IDAHO, BOISE STATE, at Oregon State, at UCLA, MICHIGAN STATE, OHIO STATE, at Purdue, ILLINOIS, at Michigan, MARYLAND, at Wisconsin, WASHINGTON, vs. Penn State, and vs. Ohio State.

2023

Table with columns: ATT, YDS, AVG, I20, LNG, KICKOFFS ATT, YDS, AVG, TB. Rows for PORTLAND STATE, at Texas Tech, HAWAII, COLORADO, at Stanford, at Washington, WASHINGTON STATE, at Utah, CALIFORNIA, USC, at Arizona State, OREGON STATE, vs. Washington, and vs. Liberty.

2022

Table with columns: ATT, YDS, AVG, I20, LNG, KICKOFFS ATT, YDS, AVG, TB. Rows for vs. Georgia, EASTERN WASHINGTON, BYU, at Washington State, STANFORD, at Arizona, UCLA, at California, at Colorado, WASHINGTON, UTAH, at Oregon State, and vs. North Carolina.

CAREER HIGHS

Table listing career highs for Punt Attempts, Punt Yardage, Punt Average, Punts Inside 20, and Long Punt.





KEYON WARE-HUDSON

Sr. » DT
Duarte, Calif. » Mater Dei HS

CAREER STATS

	GP/GS	UA	A	TOT	TFL	SCK	FF	FR	INT	QBH	BRUP
2019	3/0	2	1	3	1.0-1	1.0-1	0	0-0	0-0	0	0
2020	7/0	2	6	8	0.5-1	0.0-0	0	0-0	0-0	0	0
2021	10/3	7	7	14	3.0-7	0.5-1	0	0-0	0-0	4	1
2022	13/1	11	10	21	3.5-8	0.5-0	0	1-0	0-0	0	2
2023	14/0	9	12	21	1.0-3	1.0-3	0	0-0	0-0	0	2
2024	12/0	4	6	10	1.0-3	1.0-3	0	0-0	0-0	0	0
TOTAL	59/4	35	42	77	10.0-23	4.0-8	0	1-0	0-0	4	5

2024

	UA	A	TOT	TFL	SCK	FF	FR	INT	QBH	BRUP	
IDAHO	0	0	0	0.0-0	0.0-0	0	0-0	0-0	0	0	
BOISE STATE	0	1	1	0.0-0	0.0-0	0	0-0	0-0	0	0	
at Oregon State	0	0	0	0.0-0	0.0-0	0	0-0	0-0	0	0	
at UCLA	0	0	0	0.0-0	0.0-0	0	0-0	0-0	0	0	
MICHIGAN STATE	1	0	1	0.0-0	0.0-0	0	0-0	0-0	0	0	
OHIO STATE	1	0	1	0.0-0	0.0-0	0	0-0	0-0	0	0	
at Purdue	0	0	0	0.0-0	0.0-0	0	0-0	0-0	0	0	
ILLINOIS	0	3	3	0.0-0	0.0-0	0	0-0	0-0	0	0	
at Michigan	0	1	1	0.0-0	0.0-0	0	0-0	0-0	0	0	
MARYLAND	2	0	2	1.0-3	1.0-3	0	0-0	0-0	0	0	
at Wisconsin	0	1	1	0.0-0	0.0-0	0	0-0	0-0	0	0	
WASHINGTON	DID NOT PLAY										
vs. Penn State	0	0	0	0.0-0	0.0-0	0	0-0	0-0	0	0	
vs. Ohio State	---	---	---	---	---	---	---	---	---	---	

2023

	UA	A	TOT	TFL	SCK	FF	FR	INT	QBH	BRUP
PORTLAND STATE	0	2	2	0.0-0	0.0-0	0	0-0	0-0	0	0
at Texas Tech	1	1	2	0.0-0	0.0-0	0	0-0	0-0	0	0
HAWAII	0	0	0	0.0-0	0.0-0	0	0-0	0-0	0	0
COLORADO	0	0	0	0.0-0	0.0-0	0	0-0	0-0	0	0
at Stanford	1	2	3	0.0-0	0.0-0	0	0-0	0-0	0	0
at Washington	0	0	0	0.0-0	0.0-0	0	0-0	0-0	0	0
WASHINGTON STATE	1	1	2	0.0-0	0.0-0	0	0-0	0-0	0	0
at Utah	3	2	5	1.0-3	1.0-3	0	0-0	0-0	0	0
CALIFORNIA	0	1	1	0.0-0	0.0-0	0	0-0	0-0	0	2
USC	0	0	0	0.0-0	0.0-0	0	0-0	0-0	0	0
at Arizona State	1	1	2	0.0-0	0.0-0	0	0-0	0-0	0	0
OREGON STATE	1	0	1	0.0-0	0.0-0	0	0-0	0-0	0	0
vs. Washington	0	1	1	0.0-0	0.0-0	0	0-0	0-0	0	0
vs. Liberty	1	1	2	0.0-0	0.0-0	0	0-0	0-0	0	0

2022

	UA	A	TOT	TFL	SCK	FF	FR	INT	QBH	BRUP
vs. Georgia	1	0	1	0.0-0	0.0-0	0	0-0	0-0	0	0
EASTERN WASHINGTON	0	1	1	0.0-0	0.0-0	0	0-0	0-0	0	0
BYU	1	1	2	0.5-1	0.0-0	0	0-0	0-0	0	0
at Washington State	0	1	1	0.0-0	0.0-0	0	0-0	0-0	0	0
STANFORD	1	0	1	0.0-0	0.0-0	0	0-0	0-0	0	0
at Arizona	1	1	2	1.0-3	0.0-0	0	1-0	0-0	0	0
UCLA	0	1	1	0.0-0	0.0-0	0	0-0	0-0	0	0
at California	0	1	1	0.0-0	0.0-0	0	0-0	0-0	0	0
at Colorado	4	0	4	1.0-4	0.0-0	0	0-0	0-0	0	0
WASHINGTON*	1	2	3	0.5-0	0.0-0	0	0-0	0-0	0	0
UTAH	0	0	0	0.0-0	0.0-0	0	0-0	0-0	0	1
at Oregon State	1	1	2	0.5-0	0.5-0	0	0-0	0-0	0	1
vs. North Carolina	1	1	2	0.0-0	0.0-0	0	0-0	0-0	0	0

2021

	UA	A	TOT	TFL	SCK	FF	FR	INT	QBH	BRUP	
FRESNO STATE	0	0	0	0.0-0	0.0-0	0	0-0	0-0	0	0	
at Ohio State	2	1	3	0.0-0	0.0-0	0	0-0	0-0	0	0	
STONY BROOK*	1	1	2	1.0-1	0.0-0	0	0-0	0-0	0	0	
ARIZONA	2	2	4	1.0-3	0.0-0	0	0-0	0-0	0	0	
at Stanford	0	2	2	0.5-1	0.5-1	0	0-0	0-0	2	1	
CALIFORNIA	0	1	1	0.5-2	0.0-0	0	0-0	0-0	2	0	
at UCLA*	2	0	2	0.0-0	0.0-0	0	0-0	0-0	0	0	
COLORADO*	0	0	0	0.0-0	0.0-0	0	0-0	0-0	0	0	
at Washington	0	0	0	0.0-0	0.0-0	0	0-0	0-0	0	0	
WASHINGTON STATE	0	0	0	0.0-0	0.0-0	0	0-0	0-0	0	0	
at Utah	DID NOT PLAY										
OREGON STATE	DID NOT PLAY										
vs. Utah	DID NOT PLAY										
vs. Oklahoma	DID NOT PLAY										

2020

	UA	A	TOT	TFL	SCK	FF	FR	INT	QBH	BRUP
STANFORD	0	0	0	0.0-0	0.0-0	0	0-0	0-0	0	0
at Washington State	0	0	0	0.0-0	0.0-0	0	0-0	0-0	0	0
UCLA	0	0	0	0.0-0	0.0-0	0	0-0	0-0	0	0
at Oregon State	0	0	0	0.0-0	0.0-0	0	0-0	0-0	0	0
at California	0	2	2	0.5-1	0.0-0	0	0-0	0-0	0	0
at USC	1	3	4	0.0-0	0.0-0	0	0-0	0-0	0	0
vs. Iowa State	1	1	2	0.0-0	0.0-0	0	0-0	0-0	0	0

2019

	UA	A	TOT	TFL	SCK	FF	FR	INT	QBH	BRUP	
vs. Auburn	DID NOT PLAY										
NEVADA	2	1	3	1.0-1	1.0-1	0	0-0	0-0	0	0	
MONTANA	0	0	0	0.0-0	0.0-0	0	0-0	0-0	0	0	
at Stanford	0	0	0	0.0-0	0.0-0	0	0-0	0-0	0	0	
CALIFORNIA	DID NOT PLAY										
COLORADO	DID NOT PLAY										
at Washington	DID NOT PLAY										
WASHINGTON STATE	DID NOT PLAY										
at USC	DID NOT PLAY										
ARIZONA	DID NOT PLAY										
at Arizona State	DID NOT PLAY										
OREGON STATE	DID NOT PLAY										
vs. Utah	DID NOT PLAY										
vs. Wisconsin	DID NOT PLAY										

CAREER HIGHS

Tackles.....	5 at Utah (10/28/23)
Tackles For Loss.....	1.0 (7x) last vs. Maryland (11/9/24)
Sacks.....	1.0 (3x) last vs. Maryland (11/9/24)
Interceptions.....	None
Interception Return Yards.....	None
QB Hurries.....	2 (2x) last vs. California (10/15/21)
Pass Breakups.....	2 vs. California (11/4/23)
Forced Fumbles.....	None
Fumble Recoveries.....	1 (2x) last at Arizona (10/8/22)



ANDREW BOYLE

Sr. » K
Camas, Wash. » Camas HS/Washington State

CAREER STATS

Table with columns: GP/GS, KICKING (FGM, FGA, PCT, LNG, XP-XPA), KICKOFFS (ATT, YDS, AVG), TB. Rows include 2019 (WSU), 2020 (WSU), 2021 (WSU), 2022, 2023, 2024, and TOTAL.

2024

Table with columns: KICKING (FGM, FGA, PCT, LNG, XP-XPA), KICKOFFS (ATT, YDS, AVG), TB. Rows include IDAHO, BOISE STATE, at Oregon State, at UCLA, MICHIGAN STATE, OHIO STATE, at Purdue, ILLINOIS, at Michigan, MARYLAND, at Wisconsin, WASHINGTON, vs. Penn State, vs. Ohio State.

2023

Table with columns: PUNTING (ATT, YDS, AVG, I20, LNG), KICKOFFS (ATT, YDS, AVG), TB. Rows include PORTLAND STATE, at Texas Tech, HAWAII, COLORADO, at Stanford, at Washington, WASHINGTON STATE, at Utah, CALIFORNIA, USC, at Arizona State, OREGON STATE, vs. Washington, vs. Liberty.

2022

Table with columns: PUNTING (ATT, YDS, AVG, I20, LNG), KICKOFFS (ATT, YDS, AVG), TB. Rows include vs. Georgia, EASTERN WASHINGTON, BYU, at Washington State, STANFORD, at Arizona, UCLA, at California, at Colorado, WASHINGTON, UTAH, at Oregon State, vs. North Carolina.

2021 (at Washington State)

Table with columns: PUNTING (ATT, YDS, AVG, I20, LNG), KICKOFFS (ATT, YDS, AVG), TB. Rows include UTAH STATE, PORTLAND STATE, USC, at Utah, at California, OREGON STATE, STANFORD, BYU, at Arizona State, at Oregon, ARIZONA, at Washington, vs. Central Michigan.

2020 (at Washington State)

Table with columns: PUNTING (ATT, YDS, AVG, I20, LNG), KICKOFFS (ATT, YDS, AVG), TB. Rows include at Oregon State, OREGON, at USC, at Utah.

CAREER HIGHS

Table listing career highs: Field Goals Made (1 (2x) last vs. Illinois (10/26/24)), Field Goals Attempted (1 (3x) last vs. Illinois (10/26/24)), Long Field Goal (.50 vs. Michigan State (10/4/24)), PATs Made (2 at Michigan (11/2/24)), Kickoffs (9 at Washington State (9/24/22)), Touchbacks (7 (2x) at Arizona (10/8/22)), Punt Attempts (2 (2x) last at California (10/29/22)), Punt Yardage (89 vs. Central Michigan (12/31/21)), Long Punt (49 vs. Central Michigan (12/31/21)).

SCORING DRIVES

Touchdown Drive Breakdown (Time)

Total TD Drives: 57

- 0-1 Minute: 7
- 1-2 Minutes: 9
- 2-3 Minutes: 6
- 3-5 Minutes: 15
- 5+ Minutes: 10

Touchdown Drive Breakdown (Plays)

Total TD Drives: 57

- 1-2 Plays: 4
- 3-5 Plays: 10
- 6-9 Plays: 27
- 10+ Plays: 16

Touchdown Drive Breakdown (Yards)

Total TD Drives: 57

- 1-20 Yards: 2
- 21-50 Yards: 5
- 51-80 Yards: 13
- 81-99 Yards: 12

EXPLOSIVE PLAYS BREAKDOWN

BY YARDS

Yards	No.	TD
100	1	0
90-99	0	0
80-89	1	1
70-79	0	0
60-69	4	1
50-59	3	3
40-49	6	2
30-39	13	3
20-29	41	5
TOTAL	69	15

BY TYPE

Type	No.	TD
Rushing	16	4
Passing	49	10
Punt Returns	2	1
Kick Returns	1	0
Interception Returns	1	0
Fumble Returns	0	0
TOTAL	69	15

EXPLOSIVE PLAYS BREAKDOWN

OFFENSE

Yards	Type	Player(s)	Opponent
69	Pass	Evan Stewart (Gabriel)	Ohio State
67	Pass	Evan Stewart (Gabriel)	Boise State
65*	Pass	Jayden Limar (Gabriel)	at Oregon State
62	Pass	Terrance Ferguson (Gabriel)	Michigan State
59*	Pass	Traeshon Holden (Gabriel)	Boise State
54*	Rush	Dillon Gabriel	at Oregon State
52*	Pass	Tez Johnson (Gabriel)	at UCLA
48*	Pass	Tez Johnson (Gabriel)	vs. Penn State
48*	Pass	Tez Johnson (Gabriel)	Ohio State
49	Pass	Evan Stewart (Gabriel)	at Purdue
47	Pass	Traeshon Holden (Gabriel)	at Michigan
44	Pass	Traeshon Holden (Gabriel)	at Michigan
41	Rush	Jordan James	Michigan State
39	Pass	Traeshon Holden (Gabriel)	Washington
39	Pass	Kenyon Sadiq (Gabriel)	at Purdue
38	Pass	Traeshon Holden (Gabriel)	at Michigan
38	Pass	Traeshon Holden (Gabriel)	at UCLA
37	Pass	Traeshon Holden (Gabriel)	Michigan State
34*	Pass	Justius Lowe (Gabriel)	Illinois
34*	Pass	Evan Stewart (Gabriel)	Boise State
32	Pass	Evan Stewart (Gabriel)	at Wisconsin
32	Pass	Terrance Ferguson (Gabriel)	Ohio State
32	Pass	Traeshon Holden (Gabriel)	Ohio State
31	Pass	Tez Johnson (Gabriel)	vs. Penn State
31*	Pass	Tez Johnson (Gabriel)	Illinois
29	Pass	Patrick Herbert (Gabriel)	Illinois
28*	Pass	Kenyon Sadiq (Gabriel)	vs. Penn State
28	Rush	Noah Whittington	36Maryland
28	Pass	Evan Stewart (Gabriel)	Ohio State
27*	Rush	Dillon Gabriel	Ohio State
27	Pass	Tez Johnson (Gabriel)	at Oregon State
27*	Rush	Noah Whittington	at Oregon State
26	Rush	Noah Whittington	vs. Penn State
26	Pass	Jordan James (Gabriel)	Maryland
26	Pass	Terrance Ferguson (Gabriel)	Ohio State
25	Pass	Tez Johnson (Gabriel)	vs. Penn State
25	Pass	Terrance Ferguson (Gabriel)	at Wisconsin
25	Rush	Jordan James	Ohio State
24	Pass	Tez Johnson (Gabriel)	vs. Penn State
24	Pass	Traeshon Holden (Gabriel)	Washington
24	Pass	Kenyon Sadiq (Gabriel)	at Wisconsin
24	Pass	Kenyon Sadiq (Gabriel)	at Michigan
24	Pass	Tez Johnson (Gabriel)	Illinois
24	Rush	Da'Jaun Riggs	Illinois
24	Pass	Kenyon Sadiq (Gabriel)	Idaho
23*	Rush	Dillon Gabriel	at Michigan
22	Rush	Dillon Gabriel	at Wisconsin
22	Rush	Jordan James	at Michigan
21	Pass	Terrance Ferguson (Gabriel)	Washington
21	Rush	Traeshon Holden	at Oregon State
21	Pass	Kyler Kasper (Gabriel)	Idaho
21	Pass	Traeshon Holden (Gabriel)	Idaho
20	Pass	Terrance Ferguson (Gabriel)	vs. Penn State
20	Rush	Noah Whittington	Washington
20	Pass	Traeshon Holden (Gabriel)	Maryland
20	Pass	Terrance Ferguson (Gabriel)	at Michigan
20	Pass	Evan Stewart (Gabriel)	at Purdue
20	Rush	Noah Whittington	at Purdue
20	Pass	Terrance Ferguson (Gabriel)	Michigan State
20	Pass	Terrance Ferguson (Gabriel)	at Oregon State
20	Pass	Terrance Ferguson (Gabriel)	at Oregon State
20*	Pass	Traeshon Holden (Gabriel)	at Oregon State
20	Pass	Tez Johnson (Gabriel)	at Oregon State
20	Rush	Noah Whittington	at Oregon State

DEFENSE

Yards	Type	Player(s)	Opponent
24	INT	Dontae Manning	vs. Penn State

SPECIAL TEAMS

Yards	Type	Player(s)	Opponent
100^	KR	Noah Whittington	Boise State
85*	PR	Tez Johnson	Boise State
36	Rush	Jordan Burch	Maryland
29	PR	Gary Bryant Jr.	Washington

- 20+ Yard Plays (Rush, Pass, Interception, Punt Return); 40+ Yard Plays (Kick Returns)

* Touchdown scored on play

^ Touchdown scored on play after fumble recovery in end zone by Jayden Limar



3RD DOWN CONVERSIONS - OFFENSE

Date	Opponent	Score	Overall		1st Qtr		2nd Qtr		3rd Qtr		4th Qtr		OT	
Aug. 31	IDAHO	W, 24-14	7-16	43.8%	3-4	75.0%	2-3	66.7%	2-5	40.0%	0-4	0.0%	--	--
Sept. 7	BOISE STATE	W, 37-34	4-12	33.3%	0-2	0.0%	1-4	25.0%	1-2	50.0%	2-4	50.0%	--	--
Sept. 14	at Oregon State	W, 49-14	4-6	66.7%	0-0	0.0%	2-2	100.0%	1-2	50.0%	1-2	50.0%	--	--
Sept. 28	at UCLA	W, 34-13	9-15	60.0%	2-3	66.7%	3-5	60.0%	1-3	33.3%	3-4	75.0%	--	--
Oct. 4	MICHIGAN STATE	W, 31-10	6-12	50.0%	2-4	50.0%	3-3	100.0%	1-4	25.0%	0-1	0.0%	--	--
Oct. 12	OHIO STATE	W, 32-31	6-14	42.9%	1-3	33.3%	1-3	33.3%	3-6	50.0%	1-2	50.0%	--	--
Oct. 18	at Purdue	W, 35-0	5-9	55.6%	0-1	0.0%	1-2	50.0%	2-3	66.7%	2-3	66.7%	--	--
Oct. 26	ILLINOIS	W, 38-9	6-11	54.5%	4-6	66.7%	1-1	100.0%	0-1	0.0%	1-3	33.3%	--	--
Nov. 2	at Michigan	W, 38-17	10-15	66.7%	2-2	100.0%	3-4	75.0%	2-5	40.0%	3-4	75.0%	--	--
Nov. 9	MARYLAND	W, 39-18	6-15	40.0%	2-4	50.0%	3-4	75.0%	0-3	0.0%	1-4	25.0%	--	--
Nov. 16	at Wisconsin	W, 16-13	5-15	33.3%	2-4	50.0%	1-3	33.3%	1-3	33.3%	1-5	20.0%	--	--
Nov. 30	WASHINGTON	W, 49-21	5-8	62.5%	0-1	0.0%	2-3	66.7%	3-3	100.0%	0-1	0.0%	--	--
Dec. 6	vs. Penn State	W, 45-37	6-13	46.2%	2-3	66.7	0-3	0.0%	1-2	50.0%	3-5	60.0%	--	--
Jan. 1	vs. Ohio State													
TOTALS:			79-160	49.4%	20-37	54.1%	23-40	57.5%	18-42	42.9%	18-42	42.9%	--	--

3RD DOWN CONVERSIONS - DEFENSE

Date	Opponent	Score	Overall		1st Qtr		2nd Qtr		3rd Qtr		4th Qtr		OT	
Aug. 31	IDAHO	W, 24-14	2-12	16.7%	0-3	0.0%	0-3	0.0%	0-2	0.0%	2-4	50.0%	--	--
Sept. 7	BOISE STATE	W, 37-34	9-19	47.4%	2-4	50.0%	3-5	60.0%	3-7	42.8%	1-3	33.3%	--	--
Sept. 14	at Oregon State	W, 49-14	7-15	46.7%	4-5	80.0%	2-4	50.0%	0-2	0.0%	1-4	25.0%	--	--
Sept. 28	at UCLA	W, 34-13	1-10	10.0%	1-2	50.0%	0-3	0.0%	0-3	0.0%	0-2	0.0%	--	--
Oct. 4	MICHIGAN STATE	W, 31-10	2-11	18.2%	1-4	25.0%	0-2	0.0%	1-3	33.3%	0-2	0.0%	--	--
Oct. 12	OHIO STATE	W, 32-31	4-12	25.0%	0-3	0.0%	1-3	33.3%	0-1	0.0%	3-5	60.0%	--	--
Oct. 18	at Purdue	W, 35-0	4-12	25.0%	1-3	33.3%	0-2	0.0%	1-3	33.3%	2-4	50.0%	--	--
Oct. 26	ILLINOIS	W, 38-9	5-13	38.5%	0-2	0.0%	1-3	33.3%	3-5	60.0%	1-3	33.3%	--	--
Nov. 2	at Michigan	W, 38-17	4-12	25.0%	1-3	33.3%	0-3	0.0%	2-3	66.7%	1-3	33.3%	--	--
Nov. 9	MARYLAND	W, 39-18	7-19	36.8%	2-6	33.3%	1-3	33.3%	4-7	57.1%	0-3	0.0%	--	--
Nov. 16	at Wisconsin	W, 16-13	1-12	8.3%	1-6	16.7%	0-1	0.0%	0-2	0.0%	0-3	0.0%	--	--
Nov. 30	WASHINGTON	W, 49-21	4-12	25.0%	1-3	33.3%	2-4	50.0%	1-3	33.3%	0-2	0.0%	--	--
Dec. 6	vs. Penn State	W, 45-37	7-13	53.8%	2-3	66.7%	2-4	50.0%	1-3	33.3%	2-3	66.7%	--	--
Jan. 1	vs. Ohio State													
TOTALS:			57-170	33.5%	16-47	34.0%	12-40	30.0%	16-44	36.4%	13-41	31.7%	--	--

4TH DOWN CONVERSIONS - OFFENSE

Date	Opponent	Score	Overall		1st Qtr		2nd Qtr		3rd Qtr		4th Qtr		OT	
Aug. 31	IDAHO	W, 24-14	1-3	33.3%	0-0	0.0%	0-0	0.0%	0-2	0.0%	1-1	100.0%	--	--
Sept. 7	BOISE STATE	W, 37-34	0-0	0.0%	0-0	0.0%	0-0	0.0%	0-0	0.0%	0-0	0.0%	--	--
Sept. 14	at Oregon State	W, 49-14	0-0	0.0%	0-0	0.0%	0-0	0.0%	0-0	0.0%	0-0	0.0%	--	--
Sept. 28	at UCLA	W, 34-13	0-0	0.0%	0-0	0.0%	0-0	0.0%	0-0	0.0%	0-0	0.0%	--	--
Oct. 4	MICHIGAN STATE	W, 31-10	2-2	100.0%	0-0	0.0%	0-0	0.0%	2-2	100.0%	0-0	0.0%	--	--
Oct. 12	OHIO STATE	W, 32-31	1-2	50.0%	0-0	0.0%	0-0	0.0%	1-2	50.0%	0-0	0.0%	--	--
Oct. 18	at Purdue	W, 35-0	1-1	100.0%	1-1	100.0%	0-0	0.0%	0-0	0.0%	0-0	0.0%	--	--
Oct. 26	ILLINOIS	W, 38-9	1-2	50.0%	1-1	100.0%	0-0	0.0%	0-0	0.0%	0-1	0.0%	--	--
Nov. 2	at Michigan	W, 38-17	0-0	0.0%	0-0	0.0%	0-0	0.0%	0-0	0.0%	0-0	0.0%	--	--
Nov. 9	MARYLAND	W, 39-18	2-3	66.7%	1-1	100.0%	0-0	0.0%	1-2	50.0%	0-0	0.0%	--	--
Nov. 16	at Wisconsin	W, 16-13	1-2	50.0%	0-0	0.0%	0-0	0.0%	1-1	100.0%	0-1	0.0%	--	--
Nov. 30	WASHINGTON	W, 49-21	0-0	0.0%	0-0	0.0%	0-0	0.0%	0-0	0.0%	0-0	0.0%	--	--
Dec. 6	vs. Penn State	W, 45-37	2-2	100.0%	1-1	100.0%	0-0	0.0%	0-0	0.0%	1-1	100.0%	--	--
Jan. 1	vs. Ohio State													
TOTALS:			11-17	64.7%	4-4	100.0%	0-0	0.0%	5-9	55.6%	2-4	50.0%	--	--

4TH DOWN CONVERSIONS - DEFENSE

Date	Opponent	Score	Overall		1st Qtr		2nd Qtr		3rd Qtr		4th Qtr		OT	
Aug. 31	IDAHO	W, 24-14	0-1	0.0%	0-0	0.0%	0-1	0.0%	0-0	0.0%	0-0	0.0%	--	--
Sept. 7	BOISE STATE	W, 37-34	0-0	0.0%	0-0	0.0%	0-0	0.0%	0-0	0.0%	0-0	0.0%	--	--
Sept. 14	at Oregon State	W, 49-14	1-3	33.3%	0-0	0.0%	1-1	100.0%	0-0	0.0%	0-2	0.0%	--	--
Sept. 28	at UCLA	W, 34-13	1-2	50.0%	0-0	0.0%	0-0	0.0%	0-1	0.0%	1-1	100.0%	--	--
Oct. 4	MICHIGAN STATE	W, 31-10	2-2	100.0%	1-1	100.0%	0-0	0.0%	0-0	0.0%	1-1	100.0%	--	--
Oct. 12	OHIO STATE	W, 32-31	2-2	100.0%	1-1	100.0%	1-1	100.0%	0-0	0.0%	0-0	0.0%	--	--
Oct. 18	at Purdue	W, 35-0	0-3	0.0%	0-0	0.0%	0-0	0.0%	0-2	0.0%	0-1	0.0%	--	--
Oct. 26	ILLINOIS	W, 38-9	0-3	0.0%	0-0	0.0%	0-0	0.0%	0-1	0.0%	0-2	0.0%	--	--
Nov. 2	at Michigan	W, 38-17	0-1	0.0%	0-0	0.0%	0-0	0.0%	0-0	0.0%	0-1	0.0%	--	--
Nov. 9	MARYLAND	W, 39-18	1-2	50.0%	0-0	0.0%	0-0	0.0%	1-2	50.0%	0-0	0.0%	--	--
Nov. 16	at Wisconsin	W, 16-13	1-2	50.0%	0-0	0.0%	0-0	0.0%	1-1	100.0%	0-1	0.0%	--	--
Nov. 30	WASHINGTON	W, 49-21	1-1	100.0%	0-0	0.0%	0-0	0.0%	0-0	0.0%	1-1	100.0%	--	--
Dec. 6	vs. Penn State	W, 45-37	2-2	100.0%	0-0	0.0%	1-1	100.0%	0-0	0.0%	1-1	100.0%	--	--
Jan. 1	vs. Ohio State													
TOTALS:			11-23	47.8%	2-2	100.0%	3-4	75.0%	2-7	28.6%	4-11	36.3%	--	--



DRIVE SUPERLATIVES

LONGEST DRIVES

Oregon

By No. of Plays 15, at Michigan (67 yards, 6:33); resulted in a field goal.
 15, vs. Michigan State (64 yards, 8:07); resulted in a touchdown.
 By No. of Yards 99, at Purdue (6 plays, 3:01); resulted in a touchdown.
 By Time of Possession 8:07, vs. Michigan State (15 plays, 64 yards); resulted in a touchdown.

Opponents

By No. of Plays 16, by Wisconsin (62 yards, 8:53); resulted in a field goal.
 16, by Illinois (95 yards, 6:42); resulted in a touchdown.
 By No. of Yards 97, by Penn State (6 plays, 2:23); resulted in a touchdown.
 By Time of Possession 8:53, by Wisconsin (16 plays, 62 yards); resulted in a field goal.

DRIVE BREAKDOWNS

Oregon

Total Drives	Scoring Drives	TDs	FGs	Punt	3 & Out	Downs	TO
146	73	57	16	38	22	6	10

Opponent

Total Drives	Scoring Drives	TDs	FGs	Punt	3 & Out	Downs	TO
144	40	26	14	62	37	12	17

OREGON DRIVE CHARTS

IDAHO

Qtr.	Time	Start	PI-Yds	TOP	Result
1st	13:35	ORE29	11-71	5:16	TOUCHDOWN
1st	6:01	ORE44	3-0	1:07	Punt
1st	2:00	ORE25	9-41	5:00	Missed FG
2nd	10:24	ORE20	8-80	3:24	TOUCHDOWN
2nd	4:41	ORE07	9-62	3:15	Fumble
2nd	0:19	ORE42	4-32	0:19	End of half
3rd	15:00	ORE25	3--8	2:24	Punt
3rd	10:42	ORE22	5-24	2:23	Downs
3rd	7:27	ORE15	7-21	3:05	Downs
3rd	4:15	ORE25	14-67	6:32	FIELD GOAL
4th	9:45	ORE25	10-75	4:09	TOUCHDOWN
4th	2:35	ORE27	3-5	0:33	Punt
4th	1:48	IDA30	3--3	1:48	End of game

BOISE STATE

Qtr.	Time	Start	PI-Yds	TOP	Result
1st	15:00	ORE25	3-8	2:24	Punt
1st	9:29	ORE25	3-4	2:13	Punt
1st	5:27	ORE28	3-72	0:51	TOUCHDOWN
2nd	14:20	ORE25	5-6	3:05	Punt
2nd	9:35	BSU34	1-34	0:07	TOUCHDOWN
2nd	8:30	ORE28	3--24	2:26	Punt
2nd	4:51	ORE25	7-29	2:59	Punt
2nd	0:02	ORE30	1-1	0:02	End of half
3rd	12:14	ORE12	5-88	3:05	TOUCHDOWN
3rd	8:06	ORE04	4-9	3:01	Punt
3rd	0:22	ORE37	5-33	2:03	Fumble
4th	13:03	ORE12	2-10	0:47	Fumble
4th	6:55	ORE24	5-10	2:22	Punt
4th	3:36	ORE32	11-61	3:36	FIELD GOAL

OREGON STATE

Qtr.	Time	Start	PI-Yds	TOP	Result
1st	10:04	ORE26	8-74	3:25	TOUCHDOWN
1st	0:01	ORE25	4-75	1:25	TOUCHDOWN
2nd	10:35	ORE16	8-84	3:52	TOUCHDOWN
2nd	0:08	ORE29	1-1	0:08	End of half
3rd	15:00	ORE25	10-68	4:35	FIELD GOAL
3rd	8:14	ORE25	9-75	3:38	TOUCHDOWN
3rd	3:06	ORE18	6-82	3:14	TOUCHDOWN
4th	12:25	ORE20	6-80	1:42	TOUCHDOWN
4th	8:20	ORE46	7-33	3:46	FIELD GOAL
4th	1:16	OSU49	2--4	1:16	End of game

UCLA

Qtr.	Time	Start	PI-Yds	TOP	Result
1st	15:00	ORE25	12-75	5:22	TOUCHDOWN
1st	2:26	ORE28	7-49	2:31	FIELD GOAL
2nd	14:18	UCLA23	6-23	2:25	TOUCHDOWN
2nd	10:00	ORE35	3-65	0:49	TOUCHDOWN
2nd	6:58	ORE30	11-46	4:33	FIELD GOAL
2nd	1:37	ORE40	7-54	1:33	Interception
2nd	0:05	ORE35	1-1	0:05	End of half
3rd	11:34	ORE06	3-7	1:37	Punt
3rd	7:34	ORE25	6-20	2:10	Punt
4th	15:00	ORE39	11-61	5:23	TOUCHDOWN
4th	6:56	ORE21	13-59	6:56	End of game

OPPONENT DRIVE CHARTS

IDAHO

Qtr.	Time	Start	PI-Yds	TOP	Result
1st	15:00	IDA25	3-2	1:25	Punt
1st	8:19	IDA25	3--4	2:18	Punt
1st	4:54	IDA06	5-36	2:54	Punt
2nd	12:00	IDA34	4-43	1:36	Interception
2nd	7:00	IDA30	5-19	2:19	Punt
2nd	1:26	IDA31	5-27	1:07	Downs
3rd	12:36	IDA36	3-1	1:54	Punt
3rd	8:19	ORE46	3-2	0:52	Punt
3rd	4:22	ORE36	1-36	0:07	TOUCHDOWN
4th	12:43	IDA25	6-75	2:58	TOUCHDOWN
4th	5:36	IDA25	6--6	3:01	Punt
4th	2:02	IDA13	3-0	0:14	Interception

BOISE STATE

Qtr.	Time	Start	PI-Yds	TOP	Result
1st	12:36	ORE49	7-24	3:07	FIELD GOAL
1st	7:16	BSU20	3-8	1:49	Punt
1st	4:36	BSU25	9-75	5:16	TOUCHDOWN
2nd	11:15	BSU20	3--1	1:40	Punt
2nd	9:28	BSU25	3-2	0:58	Punt
2nd	6:04	ORE30	3-30	1:13	TOUCHDOWN
2nd	1:52	BSU20	12-77	1:50	FIELD GOAL
3rd	15:00	BSU25	6-20	2:46	Punt
3rd	8:16	BSU30	3-2	0:10	Punt
3rd	5:05	BSU38	3-0	1:08	Punt
3rd	3:57	BSU35	10-28	3:35	Missed FG
4th	13:19	BSU30	1-70	0:10	TOUCHDOWN
4th	12:16	ORE22	4-22	2:01	TOUCHDOWN
4th	9:59	BSU25	6-8	3:04	Punt
4th	4:33	BSU22	3-4	0:57	Punt

OREGON STATE

Qtr.	Time	Start	PI-Yds	TOP	Result
1st	15:00	OSU25	11-49	4:56	Missed FG
1st	6:39	OSU25	13-75	6:38	TOUCHDOWN
2nd	13:36	OSU25	5-14	3:01	Punt
2nd	6:37	OSU19	14-81	6:22	TOUCHDOWN
3rd	10:18	OSU15	3-7	2:04	Punt
3rd	4:29	OSU22	3-6	1:23	Punt
4th	14:52	OSU25	5-15	2:27	Punt
4th	10:43	OSU25	7-29	2:23	Downs
4th	4:34	OSU25	7-24	3:18	Downs

UCLA

Qtr.	Time	Start	PI-Yds	TOP	Result
1st	9:39	UCLA25	12-66	7:04	FIELD GOAL
2nd	14:55	UCLA25	1--5	0:37	Interception
2nd	11:53	UCLA25	3-2	1:53	Punt
2nd	9:11	UCLA25	3-4	2:13	Punt
2nd	2:25	UCLA35	3--5	0:48	Punt
3rd	15:00	UCLA25	5-21	3:26	Punt
3rd	9:57	UCLA47	6-17	2:23	FIELD GOAL
3rd	5:24	UCLA12	9-43	5:24	Interception
4th	9:30	UCLA09	8-32	2:34	Punt



OREGON DRIVE CHARTS

OPPONENT DRIVE CHARTS

MICHIGAN STATE

Table with 6 columns: Qtr., Time, Start, PI-Yds, TOP, Result. Rows show drive details for Michigan State.

OHIO STATE

Table with 6 columns: Qtr., Time, Start, PI-Yds, TOP, Result. Rows show drive details for Ohio State.

PURDUE

Table with 6 columns: Qtr., Time, Start, PI-Yds, TOP, Result. Rows show drive details for Purdue.

ILLINOIS

Table with 6 columns: Qtr., Time, Start, PI-Yds, TOP, Result. Rows show drive details for Illinois.

MICHIGAN

Table with 6 columns: Qtr., Time, Start, PI-Yds, TOP, Result. Rows show drive details for Michigan.

MICHIGAN STATE

Table with 6 columns: Qtr., Time, Start, PI-Yds, TOP, Result. Rows show drive details for Michigan State (Opponent).

OHIO STATE

Table with 6 columns: Qtr., Time, Start, PI-Yds, TOP, Result. Rows show drive details for Ohio State (Opponent).

PURDUE

Table with 6 columns: Qtr., Time, Start, PI-Yds, TOP, Result. Rows show drive details for Purdue (Opponent).

ILLINOIS

Table with 6 columns: Qtr., Time, Start, PI-Yds, TOP, Result. Rows show drive details for Illinois (Opponent).

MICHIGAN

Table with 6 columns: Qtr., Time, Start, PI-Yds, TOP, Result. Rows show drive details for Michigan (Opponent).



OREGON DRIVE CHARTS

MARYLAND

Qtr.	Time	Start	PI-Yds	TOP	Result
1st	10:17	ORE25	3-3	0:56	Punt
1st	7:57	ORE08	14-92	5:36	TOUCHDOWN
2nd	9:23	ORE12	3-4	1:41	Punt
2nd	3:17	ORE25	12-75	2:57	TOUCHDOWN
3rd	15:00	ORE25	3-6	1:43	Punt
3rd	11:00	ORE15	8-85	3:12	TOUCHDOWN
3rd	3:10	ORE25	5-34	2:36	Downs
4th	11:27	ORE25	6-31	3:26	Punt
4th	7:46	MAR04	4-2	1:59	FIELD GOAL
4th	4:53	MAR32	5-32	1:08	TOUCHDOWN
4th	2:06	ORE24	3-19	1:57	Punt

WISCONSIN

Qtr.	Time	Start	PI-Yds	TOP	Result
1st	13:37	ORE40	11-43	4:36	FIELD GOAL
1st	7:57	ORE27	6-64	2:22	Interception
1st	4:19	ORE46	6-30	3:08	FIELD GOAL
2nd	10:19	ORE25	5-16	2:17	Punt
2nd	5:47	ORE27	6-21	2:42	Punt
2nd	0:25	ORE25	2-20	0:25	End of half
3rd	15:00	ORE25	4-14	1:24	Punt
3rd	4:38	ORE19	13-81	6:24	TOUCHDOWN
4th	10:57	ORE32	5-10	2:57	Punt
4th	6:49	WIS43	9-37	4:13	FIELD GOAL
4th	2:03	WIS26	4-9	0:18	Downs
4th	1:32	WIS25	3-11	1:32	End of half

WASHINGTON

Qtr.	Time	Start	PI-Yds	TOP	Result
1st	14:54	ORE29	9-71	4:18	TOUCHDOWN
1st	5:17	ORE38	3-1	1:05	Punt
2nd	14:50	ORE06	6-17	2:50	Fumble
2nd	9:36	ORE46	4-54	1:23	TOUCHDOWN
2nd	8:02	UW19	2-19	0:39	TOUCHDOWN
2nd	5:54	UW45	3-45	0:53	TOUCHDOWN
2nd	0:44	ORE24	6-38	0:44	Missed FG
3rd	9:21	ORE20	10-80	5:53	TOUCHDOWN
3rd	0:31	ORE36	9-64	3:12	TOUCHDOWN
4th	9:51	ORE26	9-74	4:49	TOUCHDOWN
4th	1:42	ORE25	3--4	1:42	End of game

PENN STATE

Qtr.	Time	Start	PI-Yds	TOP	Result
1st	14:56	ORE16	9-84	4:16	TOUCHDOWN
1st	7:30	ORE25	10-75	4:09	TOUCHDOWN
1st	1:24	ORE40	7-60	3:20	TOUCHDOWN
2nd	11:49	ORE31	3-3	1:27	Punt
2nd	10:08	PSU01	1-1	0:03	TOUCHDOWN
2nd	6:49	ORE25	3-0	0:53	Punt
2nd	1:53	ORE25	10-61	1:46	FIELD GOAL
3rd	9:27	ORE23	5-77	1:51	TOUCHDOWN
3rd	6:14	ORE09	8-46	4:34	Punt
4th	14:17	ORE25	12-75	6:49	TOUCHDOWN
4th	3:41	ORE25	3-1	1:30	Punt
4th	1:54	ORE16	5-13	1:54	End of game

OPPONENT DRIVE CHARTS

MARYLAND

Qtr.	Time	Start	PI-Yds	TOP	Result
1st	15:00	MAR25	12-56	4:43	FIELD GOAL
1st	9:21	MAR40	3-7	1:24	Punt
1st	2:21	MAR25	8-37	4:11	Fumble
2nd	13:03	MAR35	6-18	3:40	Punt
2nd	7:32	MAR30	9-70	4:25	TOUCHDOWN
2nd	0:20	MAR25	1-2	0:20	End of half
3rd	13:17	MAR28	6-18	2:17	Punt
3rd	7:48	MAR25	12-50	4:38	Downs
3rd	0:34	MAR41	10-59	4:07	TOUCHDOWN
4th	8:01	MAR08	3-0	0:15	Interception
4th	5:47	MAR25	3-6	0:54	Interception
4th	3:45	MAR25	3-0	1:39	Punt
4th	0:09	MAR08	1-3	0:09	End of game

WISCONSIN

Qtr.	Time	Start	PI-Yds	TOP	Result
1st	15:00	WIS25	3--4	1:23	Punt
1st	8:37	WIS26	3-4	0:40	Punt
1st	5:35	WIS11	3-0	1:16	Punt
1st	1:11	WIS30	13-56	5:52	FIELD GOAL
2nd	8:02	WIS20	5-15	2:15	Punt
2nd	3:05	WIS25	9-75	2:40	TOUCHDOWN
3rd	13:36	WIS20	16-62	8:53	FIELD GOAL
4th	13:14	WIS25	3-1	2:17	Punt
4th	8:00	WIS20	3-9	1:11	Punt
4th	2:36	WIS25	4-1	0:33	Downs
4th	1:45	WIS17	2-7	0:13	Interception

WASHINGTON

Qtr.	Time	Start	PI-Yds	TOP	Result
1st	10:29	UW27	9-65	5:05	FIELD GOAL
1st	4:12	UW20	7-23	4:22	Punt
2nd	12:00	ORE23	4-0	2:16	FIELD GOAL
2nd	8:08	UW26	1-7	0:06	Fumble
2nd	7:23	UW25	3-2	1:29	Punt
2nd	5:01	UW25	11-75	4:10	TOUCHDOWN
3rd	14:52	UW36	8-18	5:31	Punt
3rd	3:20	UW26	4--3	2:49	Punt
4th	12:08	UW32	3-5	2:17	Punt
4th	5:02	UW25	9-75	3:19	TOUCHDOWN

PENN STATE

Qtr.	Time	Start	PI-Yds	TOP	Result
1st	10:40	PSU25	8-59	3:10	FIELD GOAL
1st	3:21	PSU25	7-75	7:75	TOUCHDOWN
2nd	13:04	PSU25	3-1	1:15	Punt
2nd	10:22	PSU11	2-0	0:14	Interception
2nd	10:05	PSU25	8-75	3:16	TOUCHDOWN
2nd	5:56	PSU36	10-64	4:03	TOUCHDOWN
2nd	0:07	PSU25	1-5	0:07	End of half
3rd	15:00	PSU25	11-52	5:33	Missed FG
3rd	7:36	PSU25	5-17	1:22	Punt
3rd	1:40	PSU03	6-97	2:23	TOUCHDOWN
4th	7:28	PSU25	13-75	3:47	TOUCHDOWN
4th	2:11	PSU37	2-9	0:17	Interception

OPENING DRIVE - OFFENSE

Game	1st Half	2nd Half
IDAHO	Touchdown	Punt
BOISE STATE	Punt	Touchdown
at Oregon State	Touchdown	Field Goal
at UCLA	Touchdown	Punt
MICHIGAN STATE	Punt	Field Goal
OHIO STATE	Punt	Punt
at Purdue	Touchdown	Missed FG
ILLINOIS	Touchdown	Punt
at Michigan	Touchdown	Punt
MARYLAND	Punt	Punt
at Wisconsin	Field Goal	Punt
WASHINGTON	Touchdown	Touchdown
vs. Penn State	Touchdown	Touchdown

OPENING DRIVE - DEFENSE

Game	1st Half	2nd Half
IDAHO	Punt	Punt
BOISE STATE	Field Goal	Punt
at Oregon State	Missed Field Goal	Punt
at UCLA	Field Goal	Punt
MICHIGAN STATE	Fumble	Punt
OHIO STATE	Touchdown	Touchdown
at Purdue	Punt	Downs
ILLINOIS	Punt	Downs
at Michigan	Punt	Touchdown
MARYLAND	Field Goal	Punt
at Wisconsin	Punt	Field Goal
WASHINGTON	Field Goal	Punt
vs. Penn State	Field Goal	Missed Field Goal

GIVEAWAYS/TAKEAWAYS

Game	Giveaways			Takeaways			Dif.
	Fum	Int	Tot	Fum	Int	Tot	
IDAHO	1	0	1	0	2	2	+1
BOISE STATE	2	0	2	0	0	0	-2
at Oregon State	0	0	0	0	0	0	0
at UCLA	0	1	1	0	2	2	+1
MICHIGAN STATE	0	2	2	1	0	1	-1
OHIO STATE	0	0	0	1	0	1	+1
at Purdue	0	1	1	1	1	2	+1
ILLINOIS	0	1	1	0	2	2	+1
at Michigan	1	0	1	0	0	0	-1
MARYLAND	0	0	0	1	2	3	+3
at Wisconsin	0	1	1	0	1	1	0
WASHINGTON	1	0	1	1	0	1	0
vs. Penn State	0	0	0	0	2	2	+2



THE LAST TIME ... INDIVIDUAL

BY OREGON

RUSHING

Rushed for 100+ Yards.....Jordan James, 121 at Wisconsin (11/16/2024)
Two Players Rushed for 100+ Yards.....Bucky Irving, 129/Jordan James, 103 vs. Washington State (10/21/2023)
Three Players Rushed for 100+ Yards.....DeAnthony Thomas, 128/Byron Marshall, 124/Marcus Mariota, 113 vs. Nicholls (8/31/2013)
Rushed for 200+ Yards.....Travis Dye, 211 at Washington (11/6/2021)
Rushed for 300+ Yards.....Kenjon Barner, 321 at USC (11/3/2012)
Rushed 30 times.....Travis Dye, 33 at Oregon State (11/23/2018)
Rushed for 3+ TDs.....Jordan James, 3 vs. Portland State (9/2/2023)
Rushed for 4+ TDs.....Travis Dye, 4 at UCLA (10/23/2021)
Scored on a 50-Yard Run or Longer.....Dillon Gabriel, 54 at Oregon State (9/14/2024)
Had a 60-Yard Run or Longer.....Bucky Irving, 66 vs. North Carolina (12/28/2022)
Had a 70-Yard Run or Longer.....Bo Nix, 80 vs. Stanford (10/1/2022)
Had an 80-Yard Run or Longer.....Bo Nix, 80 vs. Stanford (10/1/2022)

PASSING

Passed for 300+ Yards.....Dillon Gabriel, 341 vs. Ohio State (10/12/2024)
Passed for 400+ Yards.....Bo Nix, 404 at Arizona State (11/11/2023)
Completed 20+ Passes.....Dillon Gabriel, 22 (32 att.) vs. Penn State (12/7/2024)
Completed 25+ Passes.....Dillon Gabriel, 31 (41 att.) at UCLA (9/29/2024)
Completed 30+ Passes.....Dillon Gabriel, 31 (41 att.) at UCLA (9/29/2024)
Completed 35+ Passes.....Dillon Gabriel, 41 (49 att.) vs. Idaho (8/31/2024)
Completed 40+ Passes.....Dillon Gabriel, 41 (49 att.) vs. Idaho (8/31/2024)
Attempted 40+ Passes.....Dillon Gabriel, 41 (31 comp.) at UCLA (9/29/2024)
Attempted 50+ Passes.....Darron Thomas, 54 (31 comp.) vs. LSU (9/3/2011)
Passed for 3+ TDs.....Dillon Gabriel, 4 vs. Penn State (12/7/2024)
Passed for 4+ TDs.....Dillon Gabriel, 4 vs. Penn State (12/7/2024)
Passed for 5+ TDs.....Bo Nix, 5 vs. Liberty (1/1/2024)
Passed for 6+ TDs.....Bo Nix, 6 at Arizona State (11/11/2023)

RECEIVING

Caught 10+ Passes.....Tez Johnson, 11 vs. Penn State (12/7/2024)
Caught 15+ Passes.....Samie Parker, 16 vs. Minnesota (12/31/2003)
Gained 100+ Yards Receiving.....Tez Johnson, 181 vs. Penn State (12/7/2024)
Gained 150+ Yards Receiving.....Tez Johnson, 181 vs. Penn State (12/7/2024)
Gained 200+ Yards Receiving.....Johnny Johnson III, 207 at Arizona State (11/23/2019)
Two Players had 100 Yards Receiving.....Tez Johnson, 137, & Troy Franklin, 128 vs. Oregon State (11/24/2023)
Caught 3+ TDs.....Juwon Johnson, 3 at USC (11/2/2019)
Scored on a 50-Yard Pass or Longer.....Tez Johnson, 52 at UCLA (9/29/2024)
Scored on an 80-Yard Pass or Longer.....Troy Franklin, 84 vs. USC (11/11/2023)
Caught a 70-Yard Pass or Longer.....Gary Bryant Jr., 71 at Arizona State (11/11/2023)
Caught an 80-Yard Pass or Longer.....Troy Franklin, 84 vs. USC (11/11/2023)

ALL-PURPOSE

Gained 200+ All-Purpose Yards.....Tez Johnson, 255 (180 rec., 75 PR) vs. California (11/4/2023)

SPECIAL TEAMS

Finished with 100+ Yards on Punt Returns.....Tez Johnson, 109 vs. Boise State (9/7/2024)
Returned a Punt for a TD.....Tez Johnson, 85 vs. Boise State (9/7/2024)
Finished with 200+ Yards on Kick Returns.....Walter Thurmond III, 201 vs. Oklahoma State (12/30/2006)
Returned a Kickoff for a TD.....Jayden Limar, 0 vs. Boise State (9/7/2024)
Scored a TD on a Blocked Punt.....Boseko Lokombo vs. Washington State (10/29/2011)
Blocked a Punt.....Kenyon Sadiq vs. Colorado (9/23/2023)
Scored a TD on a Blocked Field Goal.....Rodney Hardrick at Stanford (11/7/2013)
Blocked a Field Goal.....Matayo Uiagalelei at Oregon State (9/14/24)
Blocked a PAT.....Ben Roberts vs. Colorado (9/23/2023)

KICKING

Made 4+ Field Goals.....Aidan Schneider, 4 vs. Arizona State (10/29/2016)
Made a 50-Yard Field Goal or Longer.....Andrew Boyle, 50 vs. Michigan State (10/4/2024)
Had a 70+ Yard Punt.....Kurtis Doerr, 75 at Michigan State (9/2/1999)
Missed a PAT.....Atticus Sappington at UCLA (9/29/2024)
Made a Game-Winning Walk-Off Field Goal.....Atticus Sappington vs. Boise State (9/7/2024)

DEFENSE

Made 10+ Tackles.....Bryce Boettcher, 11 vs. Washington (11/30/2024)
Made 15+ Tackles.....Troy Dye, 15 vs. Auburn (8/31/2019)
Made 20+ Tackles.....Michael Clay, 20 vs. Stanford (11/17/2012)
Recorded 3+ Sacks.....Jalen Jelks, 3.0 at Arizona State (9/23/2017)
Recorded 4+ TFLs.....Kayvon Thibodeaux, 4.5 at USC (10/23/2021)
Recorded 5+ TFLs.....Jalen Jelks, 5.0 at Arizona State (9/23/2017)
Recorded Multiple INTs.....Tysheem Johnson, 2 at Utah (10/28/2023)
Two Players Recorded Multiple INTs.....Ugochukwu Amadi, 2/Jevon Holland, 2 at California (9/29/2018)
Recorded 3+ INTs.....Steve Smith, 3 vs. Colorado (1/1/2002)
Returned INT for a TD.....Jeffrey Bassa (45 yards) at Texas Tech (9/9/2023)
Returned Fumble for TD.....Brandon Johnson (62 yards) vs. Maryland (11/9/2024)
Recovered a Fumble for a TD.....Jayden Limar vs. Boise State (9/7/2024)
Scored 2-Point Safety.....Team at Washington (11/6/2021)
Scored 1-Point Safety.....vs. Kansas State (1/3/2013)

BY OPPONENTS

RUSHING

Rushed for 100+ Yards.....Kaytron Allen, 124/Nicholas Singleton, 105 vs. Penn State (12/7/2024)
Two Players Rushed for 100+ Yards.....Kaytron Allen, 124/Nicholas Singleton, 105 vs. Penn State (12/7/2024)
Rushed for 200+ Yards.....Jermer Jefferson, 226 at Oregon State (11/27/2020)
Rushed for 300+ Yards.....Ruben Mayes, 357 vs. Washington State (10/21/1984)
Rushed 30 times.....Demetric Felton, 34 vs. UCLA (11/21/2020)
Rushed for 3+ TDs.....Ashton Jeanty, 3 vs. Boise State (9/7/2024)
Rushed for 4+ TDs.....Ryan Nail, 4 at Oregon State (11/26/2016)
Scored on a 50-Yard Run or Longer.....DJ Williams, 52 at Arizona (10/8/2022)
Had a 60-Yard Run or Longer.....Ashton Jeanty, 70 vs. Boise State (9/7/2024)
Had a 70-Yard Run or Longer.....Ashton Jeanty, 70 vs. Boise State (9/7/2024)
Had an 80-Yard Run or Longer.....Jermer Jefferson, 82 at Oregon State (11/27/2020)

PASSING

Passed for 300+ Yards.....Will Howard, 326 vs. Ohio State (10/12/2024)
Passed for 400+ Yards.....Cameron Ward, 438 vs. Washington State (10/21/2023)
Completed 25+ Passes.....Will Howard, 28 (35 att.) vs. Ohio State (10/12/2024)
Completed 30+ Passes.....Cameron Ward, 34 (48 att.) vs. Washington State (10/21/2023)
Attempted 40+ Passes.....Billy Edwards, 44 (22 comp.) vs. Maryland (11/9/2024)
Passed for 4+ TDs.....Michael Penix Jr., 4 at Washington (10/14/2023)
Passed for 5+ TDs.....Davis Webb, 5 at California (10/21/2016)
Passed for 6+ TDs.....Jake Browning, 6 vs. Washington (10/8/2016)

RECEIVING

Caught 10+ Passes.....Emeka Egbuka, 10 vs. Ohio State (10/12/2024)
Gained 100+ Yards Receiving.....Colston Loveland, 112 at Michigan (11/2/2024)
Gained 150+ Yards Receiving.....Lincoln Victor, 161 vs. Washington State (10/21/2023)
Gained 200+ Yards Receiving.....Cedrick Wilson, 221 vs. Boise State (12/16/2017)
Two Players had 100 Yards Receiving.....Lincoln Victor, 161 & Kyle Williams, 102 vs. Washington State (10/21/2023)
Caught 3+ TDs.....John Ross, 3 vs. Washington (10/8/2016)
Scored on a 50-Yard Pass or Longer.....Taj Davis, 62 vs. Washington (11/2/2022)
Scored on an 80-Yard Pass or Longer.....Jordyn Tyson, 81 at Colorado (11/5/2022)

SPECIAL TEAMS

Finished with 100+ Yards on Punt Returns.....Curtis Conway, 146 at USC (10/10/1992)
Returned a Punt for a TD.....Britain Covey, 78 at Utah (11/20/2021)
Finished with 200+ Yards on Kick Returns.....Tyrell Johnson, 211 vs. Arizona (12/5/2014)
Returned a Kickoff for a TD.....Aron Cruickshank, 95 vs. Wisconsin (11/1/2020)
Blocked a Punt.....Jayden York, at Texas Tech (9/9/2023)

KICKING

Made 4+ Field Goals.....Matt Gay, 6 at Utah (11/10/2018)
Made a 50-Yard Field Goal or Longer.....Mateen Bhaghani, 54 at UCLA (9/29/2024)
Had a 70+ Yard Punt.....Oscar Draguicevich, 78 at Washington State (11/14/2020)
Missed a PAT.....Nick Brown vs. Liberty (1/1/2024)

DEFENSE

Made 10+ Tackles.....Kobe King, 10 vs. Penn State (12/7/2024)
Made 15+ Tackles.....Craig Woodson, 15 vs. California (11/4/2023)
Recorded 3+ Sacks.....Lawrence Jackson, 3.0 at USC (11/11/2006)
Recorded 5+ TFLs.....Julian Peterson, 6.0 at Michigan State (9/4/1999)
Recorded Multiple INTs.....Joey Alfieri, 2 vs. Stanford (11/12/2016)
Two Players Recorded Multiple INTs.....Todd Burden & Darryll Lewis, at Arizona (9/22/1990)
Recorded 3+ INTs.....Jake Cookus, 3 at Oregon State (11/18/2000)
Returned INT for a TD.....Bryan Addison, (96 yards) at UCLA (9/29/2024)
Returned Fumble for TD.....Nohl Williams, (9 yards) vs. California (11/4/2023)

THE LAST TIME ... TEAM

BY OREGON

TOTAL OFFENSE

Surpassed 500 Yards	527, vs. Illinois (10/26/2024)
Surpassed 600 Yards	603, at Arizona State (11/11/2023)
Surpassed 700 Yards	729, vs. Portland State (9/2/2023)
Failed to Gain 300 Yards	294, at Utah (11/20/2021)
Failed to Gain 200 Yards	152, at Boise State (9/3/2009)

RUSHING

Surpassed 300 Yards	348, vs. Portland State (9/2/2023)
Surpassed 400 Yards	477, vs. California (11/7/2015)
Surpassed 500 Yards	500, vs. Nicholls (8/31/2013)
Rushed for 4+ TDs	5, vs. Washington (11/30/2024)
Rushed for 5+ TDs	5, vs. Washington (11/30/2024)
Rushed for 6+ TDs	7, vs. Portland State (9/2/2023)
Rushed for 7+ TDs	7, vs. Portland State (9/2/2023)
Ran the Ball 50+ Times	51, vs. Washington (11/12/2022)
Ran the Ball 60+ Times	62, at Oregon State (11/23/2018)
Failed to Rush for 50 Yards	37, vs. Michigan State (12/31/2018)
Failed to Rush for 100 Yards	59, vs. Utah (11/19/2022)

PASSING

Threw for 300+ Yards	341, vs. Ohio State (10/12/2024)
Threw for 400+ Yards	401, vs. Liberty (1/1/2024)
Threw 3+ TDs	4, vs. Penn State (12/7/2024)
Threw 4+ TDs	4, vs. Penn State (12/7/2024)
Threw 5+ TDs	5, vs. Liberty (1/1/2024)
Threw 6+ TDs	7, at Arizona State (11/11/2023)
Threw 7+ TDs	7, at Arizona State (11/11/2023)
Completed 30+ Passes	31 (41 att.), at UCLA (9/29/2024)
Completed 40+ Passes	41 (49 att.), vs. Idaho (8/31/2024)
Attempted 40+ Passes	41 (31 comp.), at UCLA (9/29/2024)
Failed to Throw for 100 Yards	98, at Washington (11/6/2021)

SCORING

Scored 30+ Points	W, 45-37 vs. Penn State (12/7/2024)
Scored 40+ Points	W, 45-37 vs. Penn State (12/7/2024)
Scored 50+ Points	W, 63-19 vs. California (11/4/2023)
Scored 60+ Points	W, 63-19 vs. California (11/4/2023)
Scored 70+ Points	W, 81-7 vs. Portland State (9/2/2023)
Scored 80+ Points	W, 81-7 vs. Portland State (9/2/2023)
Failed to Score 20 Points	W, 16-13 at Wisconsin (11/16/2024)
Failed to Score 10 Points	L, 49-3 vs. Georgia (9/3/2022)
Failed to Score a TD	L, 49-3 vs. Georgia (9/3/2022)
Was Shut Out	L, 16-0, at UCLA (11/24/2007)
Played an Overtime Game	L, 31-24, at Stanford (10/2/2021)

DEFENSE

Recorded a Shutout	W, 35-0, at Purdue (10/18/2012)
Did Not Allow a Touchdown	W, 35-0, at Purdue (10/18/2012)
Caused 4+ Turnovers	4, at Texas Tech (9/9/2023)
Caused 5+ Turnovers	5, vs. Arizona (9/25/2021)
Caused 6+ Turnovers	6, at Oregon State (11/24/2012)
Caused 7+ Turnovers	7, at Arizona State (9/25/2010)
Intercepted 3+ Passes	3, at Texas Tech (9/9/2023)
Intercepted 4+ Passes	5, vs. Arizona (9/25/2021)
Intercepted 5+ Passes	5, vs. Arizona (9/25/2021)
Intercepted 6+ Passes	6, vs. California (11/13/1999)
Recovered 3+ Fumbles	3, vs. Fresno State (9/4/2021)
Recovered 4+ Fumbles	4, at Washington State (10/26/1996)
Recorded 5+ Sacks	10, vs. Washington (11/30/2024)
Recorded 6+ Sacks	10, vs. Washington (11/30/2024)
Recorded 7+ Sacks	10, vs. Washington (11/30/2024)
Recorded 8+ Sacks	10, vs. Washington (11/30/2024)
Recorded 9+ Sacks	10, vs. Washington (11/30/2024)
Recorded 10+ Sacks	10, vs. Washington (11/30/2024)
Recorded 10+ TFLs	10, at Purdue (10/18/2012)
Recorded 15+ TFLs	16, vs. Washington (11/30/2024)
Held Opponent Under 100 Yards Rushing	43, vs. Washington (11/30/2024)
Held Opponent Under 100 Yards Passing	96, at Wisconsin (11/16/2024)
Held Opponent Under 100 Yards Total Offense	88, vs. San Jose State (10/6/1962)
Held Opponent Under 200 Yards Total Offense	199, vs. Colorado (9/23/2023)

PENALTIES

Had 100+ Penalty Yards	120 (13 penalties), vs. USC (11/11/2023)
Committed 10+ Penalties	12 (95 yards), vs. Maryland (11/9/2024)
Committed 3 or Fewer Penalties	3, vs. Penn State (12/7/2024)
Committed 2 or Fewer Penalties	2, at Michigan (11/2/2024)

Committed 1 or Fewer Penalties	1, vs. UCLA (11/3/2018)
--------------------------------	-------------------------

BY OPPONENT

TOTAL OFFENSE

Surpassed 500 Yards	518, vs. Penn State (12/7/2024)
Surpassed 600 Yards	612, at Ohio State (9/11/2021)
Surpassed 700 Yards	742, at Arizona State (10/29/2015)
Failed to Gain 300 Yards	244, vs. Washington (11/30/2024)
Failed to Gain 200 Yards	172, at UCLA (9/29/2024)

RUSHING

Surpassed 300 Yards	322, vs. Oklahoma (12/29/2021)
Surpassed 400 Yards	405, at Arizona State (11/15/1997)
Surpassed 500 Yards	524, vs. Washington (10/27/1984)
Rushed for 4+ TDs	5, at Oregon State (11/26/2022)
Rushed for 5+ TDs	5, at Oregon State (11/26/2022)
Rushed for 6+ TDs	6, at Washington State (10/1/2016)
Ran the Ball 50+ Times	50, at Utah (11/20/2021)
Ran the Ball 60+ Times	61, vs. Ohio State (11/12/2015)
Failed to Rush for 50 Yards	43, vs. Washington (11/30/2024)
Failed to Rush for 100 Yards	43, vs. Washington (11/30/2024)

PASSING

Threw for 300+ Yards	326, vs. Ohio State (10/12/2024)
Threw for 400+ Yards	438, vs. Washington State (10/21/2023)
Threw 3+ TDs	3, vs. Penn State (12/7/2024)
Threw 4+ TDs	4, at Washington (10/14/2023)
Threw 5+ TDs	5, at California (10/21/2016)
Threw 6+ TDs	6, vs. Washington (10/8/2016)
Completed 30+ Passes	34 (49 att.), vs. Washington State (10/21/2023)
Attempted 40+ Passes	45 (22 comp.), vs. Maryland (11/9/2024)
Failed to Throw for 100 Yards	96, at Wisconsin (11/16/2024)

SCORING

Scored 30+ Points	W, 45-37, vs. Penn State (12/7/2024)
Scored 40+ Points	W, 44-41, at Washington State (9/24/2022)
Scored 50+ Points	L, 52-27, vs. Stanford (11/12/2016)
Scored 60+ Points	L, 70-21, vs. Washington (10/8/2016)
Scored 70+ Points	L, 70-21, vs. Washington (10/8/2016)
Failed to Score 20 Points	W, 16-13, at Wisconsin (11/16/2024)
Failed to Score 10 Points	W, 38-9 vs. Illinois (10/26/2012)
Failed to Score a TD	W, 35-0, at Purdue (10/18/2012)
Was Shut Out	W, 35-0, at Purdue (10/18/2012)

DEFENSE

Recorded a Shutout	L, 16-0, at UCLA (10/2/2007)
Did Not Allow a Touchdown	L, 49-3, vs. Georgia (9/3/2022)
Caused 4+ Turnovers	4, vs. Iowa State (1/2/2021)
Caused 5+ Turnovers	6, vs. Arizona (11/18/2006)
Caused 6+ Turnovers	6, vs. Arizona (11/18/2006)
Caused 7+ Turnovers	7, vs. Indiana (9/11/2004)
Intercepted 3+ Passes	4, vs. Boise State (9/20/2008)
Intercepted 4+ Passes	4, vs. Boise State (9/20/2008)
Intercepted 5+ Passes	6, vs. Arizona (11/18/2006)
Intercepted 6+ Passes	6, vs. Arizona (11/18/2006)
Recovered 3+ Fumbles	3, vs. Iowa State (1/2/2021)
Recovered 4+ Fumbles	4, vs. Stanford (11/8/2008)
Recorded 5+ Sacks	5, at Arizona State (10/29/2015)
Recorded 6+ Sacks	7, at Washington State (9/20/2014)
Recorded 7+ Sacks	7, at Washington State (9/20/2014)
Held Oregon Under 100 Yards Rushing	59, vs. Utah (11/19/2022)
Held Oregon Under 100 Yards Passing	98, at Washington (11/6/2021)
Held Oregon Under 100 Yards Total Offense	97, at Washington State (10/8/1994)
Held Oregon Under 200 Yards Total Offense	152, at Boise State (9/3/2009)

PENALTIES

Had 100+ Penalty Yards	106 (12 penalties), vs. Colorado (9/23/2023)
Committed 10+ Penalties	12 (106 yards), vs. Colorado (9/23/2023)
Committed 3 or Fewer Penalties	3, vs. Washington (11/30/2024)
Committed 2 or Fewer Penalties	2, vs. Illinois (10/26/2024)



GAME 1

IDAHO (0-1).....14
#3 OREGON (1-0).....24

August 31, 2024 | Eugene, Ore.
Autzen Stadium | Kickoff: 4:35 PM PT | Duration: 3:25 | Attendance: 57,435
TV: Big Ten Network > Guy Haberman (PBP), Yogi Roth (Analyst), Rhett Lewis (Sideline)

OREGON STATS

PASSING	Comp.	Att.	Yds	TD	Int	Long	Sack
Dillon Gabriel	41	49	380	2	0	24	3

RUSHING	Att.	Gain	Lost	Net	TD	Long	Avg.
Jordan James	15	95	0	95	1	16	6.3
Noah Whittington	14	37	4	33	0	8	2.4
Kenyon Sadiq	2	5	0	5	0	4	2.5
Dillon Gabriel	3	0	23	-23	0	0	-7.7

RECEIVING	No.	Yds	TD	Long
Tez Johnson	12	81	2	19
Terrance Ferguson	7	87	0	17
Kenyon Sadiq	4	53	0	24
Jordan James	4	40	0	12
Noah Whittington	4	32	0	14
Traeshon Holden	3	36	0	21
Evan Stewart	3	15	0	7
Patrick Herbert	2	11	0	7
Kyler Kasper	1	21	0	21
Justius Lowe	1	4	0	4

Defense	Solo	Ast	Total	TFL/Yds	Sacks/Yds	FF	FR/Yds	INT	PBU
Bryce Boettcher	2	3	5	-/-	-/-	-	-/-	-	-
Derrick Harmon	1	4	5	2.0/11	1.5/10	1	-/-	-	-
Dontae Manning	3	1	4	-/-	-/-	-	-/-	-	-
Matayo Uagiagalelei	3	0	3	2.0/14	2.0/14	1	-/-	-	-
Tyler Turner	1	2	3	-/-	-/-	-	-/-	-	-
Brandon Johnson	1	2	3	0.5/1	-/-	-	-/-	1	-
Kobe Savage	1	2	3	0.5/2	-/-	-	-/-	-	-
Jordan Burch	0	3	3	1.0/3	0.5/2	-	-/-	-	2
Emar'ron Winston	1	1	2	-/-	-/-	-	-/-	-	-
Jabbar Muhammad	1	1	2	-/-	-/-	-	-/-	-	-
Devon Jackson	0	2	2	-/-	-/-	-	-/-	-	-
Teitum Tuioti	0	1	1	-/-	-/-	-	-/-	-	-
Jeffrey Bassa	0	1	1	-/-	-/-	-	-/-	-	-
Jestin Jacobs	0	1	1	0.5/1	-/-	-	-/-	-	-
A'Mauri Washington	0	1	1	0.5/1	-/-	-	-/-	-	-
Khamari Terrell	0	1	1	-/-	-/-	-	-/-	-	-
Nikko Reed	0	0	0	-/-	-/-	-	-/-	1	-

RETURNS	No.	Punts		Kickoffs		
		Yds	Long	No.	Yds	Long
Tez Johnson	3	-9	0	-	-	-

PUNTING	No.	Yds	Avg.	Long	I20	TB	50+
Ross James	3	152	50.7	55	20	0	1

FIELD GOALS	Made	Att.	Long	Kicks
Atticus Sappington	1	2	26	Missed 52, Made 26

KICKOFFS	No.	Yds	TB	OB	Avg.
Atticus Sappington	5	325	5	0	65.0



QB **DILLON GABRIEL** matched the Oregon single-game record with a career-high 41 completions, including 12 to WR **TEZ JOHNSON** as UO secured its first win as a member of the Big Ten Conference.

SCORING SUMMARY

	1st	2nd	3rd	4th	Final
Idaho	0	0	7	7	14
#3 Oregon	7	7	0	10	24

	Qtr.	Time	Scoring Play
Oregon	1st	8:19	Tez Johnson 7 yd pass from Dillon Gabriel (Atticus Sappington kick)
Oregon	2nd	7:00	Jordan James 6 yd rush (Atticus Sappington kick)
Idaho	3rd	4:15	Jake Cox 36 yd pass from Jack Layne (Cameron Pope kick)
Oregon	4th	12:43	Atticus Sappington 26 yd FG
Idaho	4th	9:45	Jack Layne 3 yd rush (Cameron Pope kick)
Oregon	4th	5:36	Tez Johnson 12 yd pass from Dillon Gabriel (Atticus Sappington kick)

TEAM STATS

	OREGON	IDAHO
FIRST DOWNS	31	10
RUSHES-YARDS (NET)	37-107	20-49
PASSING YDS (NET)	380	168
Comp-Passes Att-Int	41-50-0	11-27-2
TOTAL OFFENSE PLAYS-YARDS	87-487	47-217
Fumble Returns-Yards	0-0	0-0
Punt Returns-Yards	3--9	0-0
Kickoff Returns-Yards	0-0	0-0
Interception Returns-Yards	2-0	0-0
Punts (Number-Avg)	3-152	7-265
Fumbles-Lost	1-1	2-0
Penalties-Yards	8-60	3-15
Possession Time	39:15	20:45
Third-Down Conversions	7 of 16	2 of 12
Fourth-Down Conversions	1 of 3	0 of 1
Red-Zone Scores-Chances	4-4	1-1
Sacks By: Number-Yards	4-26	3-23

GAME 2

BOISE STATE (1-1) 34
#7 OREGON (2-0) 37

September 7, 2024 | Eugene, Ore.
 Autzen Stadium | Kickoff: 7:05 PM PT | Duration: 3:53 | Attendance: 58,134
 TV: Peacock > Andrew Siciliano (PBP), Michael Robinson (Analyst), Laura Britt (Sideline)

OREGON STATS

PASSING	Comp.	Att.	Yds	TD	Int	Long	Sack
Dillon Gabriel	18	21	243	2	0	67	4

RUSHING	Att.	Gain	Lost	Net	TD	Long	Avg.
Jordan James	17	105	3	102	0	12	6.0
Noah Whittington	6	21	0	21	0	8	3.5
Jayden Limar	1	2	0	2	0	2	2.0
Dillon Gabriel	11	19	34	-15	1	9	-1.4

RECEIVING	No.	Yds	TD	Long
Evan Stewart	5	112	1	67
Traeshon Holden	4	78	1	59
Terrance Ferguson	3	27	0	15
Tez Johnson	3	-1	0	3
Kenyon Sadiq	2	20	0	14
Patrick Herbert	1	5	0	5
Jordan James	0	2	0	2

Defense	Solo	Ast	Total	TFL/Yds	Sacks/Yds	FF	FR/Yds	INT	PBU
Bryce Boettcher	3	6	9	-/-	-/-	-	-/-	-	1
Brandon Johnson	3	5	8	1.5/3	-/-	-	-/-	-	1
Jordan Burch	2	6	8	1.5/2	1.0/1	-	-/-	-	2
Jeffrey Bassa	1	7	8	-/-	-/-	-	-/-	-	1
Tysheem Johnson	1	6	7	-/-	-/-	-	-/-	-	-
Jabbar Muhammad	2	4	6	0.5/1	-/-	-	-/-	-	3
Devon Jackson	2	3	5	0.5/0	-/-	-	-/-	-	1
Derrick Harmon	0	4	4	-/-	-/-	-	-/-	-	1
Kobe Savage	0	4	4	-/-	-/-	-	-/-	-	1
Teitum Tuioti	0	3	3	-/-	-/-	-	-/-	-	1
Nikko Reed	0	3	3	-/-	-/-	-	-/-	-	-
Jamaree Caldwell	1	1	2	-/-	-/-	-	-/-	-	1
Matayo Uiagalelei	0	2	2	-/-	-/-	-	-/-	-	-
Jestin Jacobs	0	2	2	-/-	-/-	-	-/-	-	-
Luke Basso	1	0	1	-/-	-/-	-	-/-	-	-
Dontae Manning	1	0	1	-/-	-/-	-	-/-	-	-
Emar'rion Winston	0	1	1	-/-	-/-	-	-/-	-	-
Keyon Ware-Hudson	0	1	1	-/-	-/-	-	-/-	-	-

RETURNS	Punts			Kickoffs		
	No.	Yds	Long	No.	Yds	Long
Tez Johnson	2	109	85	-	-	-
Noah Whittington	-	-	-	2	120	100
Jayden Limar	-	-	-	0	0	0

PUNTING	No.	Yds	Avg.	Long	120	TB	50+
Ross James	7	344	49.1	69	0	2	2

FIELD GOALS	Made	Att.	Long	Kicks
Atticus Sappington	1	1	25	Made 25

KICKOFFS	No.	Yds	TB	OB	Avg.
Atticus Sappington	6	388	4	1	64.7



K **ATTICUS SAPPINGTON** hit a 25-yard field goal as time expired to extend Oregon's nation-leading nonconference home win streak to 34 games.

SCORING SUMMARY

	1st	2nd	3rd	4th	Final
Boise State	3	17	0	14	34
#7 Oregon	7	7	13	10	37

	Qtr.	Time	Scoring Play
Boise State	1st	9:29	Jonah Dalmas 42 yd FG
Oregon	1st	4:36	Dillon Gabriel 1 yd rush (Atticus Sappington kick)
Boise State	2nd	14:20	Ashton Jeanty 3 yd rush (Jonah Dalmas kick)
Oregon	2nd	9:28	Evan Stewart 34 yd pass from Dillon Gabriel (Atticus Sappington kick)
Boise State	2nd	4:51	Cameron Camper 9 yd pass from Maddox Madsen (Jonah Dalmas kick)
Boise State	2nd	0:02	Jonah Dalmas 20 yd FG
Oregon	3rd	9:09	Traeshon Holden 59 yd pass from Dillon Gabriel (Atticus Sappington kick missed)
Oregon	3rd	3:57	Tez Johnson 85 yd punt return (Atticus Sappington kick)
Boise State	4th	13:09	Ashton Jeanty 70 yd rush (Jonah Dalmas kick)
Boise State	4th	10:05	Ashton Jeanty 8 yd rush (Jonah Dalmas kick)
Oregon	4th	9:59	Jayden Limar 0 yard kickoff return (Atticus Sappington kick)
Oregon	4th	0:00	Atticus Sappington 25 yd field goal

TEAM STATS

	BOISE STATE	OREGON
FIRST DOWNS	19	16
RUSHES-YARDS (NET)	33-221	36-109
PASSING YDS (NET)	148	243
Comp-Passes Att-Int	17-40-0	18-21-0
TOTAL OFFENSE PLAYS-YARDS	73-369	57-352
Fumble Returns-Yards	0-0	0-0
Punt Returns-Yards	3-43	2-109
Kickoff Returns-Yards	0-0	2-120
Interception Returns-Yards	0-0	0-0
Punts (Number-Avg)	8-46.4	7-49.1
Fumbles-Lost	0-0	3-2
Penalties-Yards	6-50	9-74
Possession Time	30:37	29:23
Third-Down Conversions	9 of 19	4 of 12
Fourth-Down Conversions	0 of 0	0 of 0
Red-Zone Scores-Chances	5-5	2-2
Sacks By: Number-Yards	4-32	1-1



GAME 3

#9 OREGON (3-0) 49
 OREGON STATE (2-1) 14

September 14, 2023 | Corvallis, Ore.
 Reser Stadium | Kickoff: 12:45 PM PT | Duration: 3:11 | Attendance: 38,419
 TV: FOX > Jason Benetti (PBP), Brock Huard (Analyst), Allison Williams (Sideline)

OREGON STATS

PASSING	Comp.	Att.	Yds	TD	Int	Long	Sack
Dillon Gabriel	20	24	291	2	0	65	0
Dante Moore	3	3	15	0	0	7	0

RUSHING	Att.	Gain	Lost	Net	TD	Long	Avg.
Jordan James	12	86	0	86	2	14	7.2
Dillon Gabriel	4	64	0	64	1	54	16.0
Noah Whittington	7	64	0	64	1	27	9.1
Traeshon Holden	1	21	0	21	0	21	21.0
Jayden Limar	2	7	0	7	0	5	3.5
Jay Harris	3	5	2	3	0	5	1.0

RECEIVING	No.	Yds	TD	Long
Tez Johnson	7	110	0	27
Terrance Ferguson	3	45	0	20
Traeshon Holden	3	40	1	20
Evan Stewart	3	26	0	12
Jayden Limar	2	71	1	65
Jordan James	2	0	0	4
Patrick Herbert	1	10	0	10
Kenyon Sadiq	1	2	0	2
Jay Harris	1	2	0	2

Defense	Solo	Ast	Total	TFL/Yds	Sacks/Yds	FF	FR/Yds	INT	PBU
Bryce Boettcher	5	6	11	-/-	-/-	-	-/-	-	2
Teitum Tuioti	4	3	7	2.0/4	1.0/1	-	-/-	-	-
Tysheem Johnson	2	4	6	-/-	-/-	-	-/-	-	-
Jabbar Muhammad	3	2	5	-/-	-/-	-	-/-	-	1
Kobe Savage	2	3	5	-/-	-/-	-	-/-	-	-
Derrick Harmon	2	2	4	-/-	-/-	-	-/-	-	-
Jestin Jacobs	1	3	4	-/-	-/-	-	-/-	-	-
Jamaree Caldwell	2	1	3	-/-	-/-	-	-/-	-	-
Nikko Reed	2	1	3	-/-	-/-	-	-/-	-	-
Matayo Uiagalelei	1	2	3	-/-	-/-	-	-/-	-	-
Devon Jackson	1	2	3	-/-	-/-	-	-/-	-	-
Connor Soelle	2	0	2	-/-	-/-	-	-/-	-	-
A'Mauri Washington	1	1	2	-/-	-/-	-	-/-	-	-
Jordan Burch	1	1	2	-/-	-/-	-	-/-	-	-
Tyler Turner	1	1	2	-/-	-/-	-	-/-	-	-
Emar'riion Winston	1	0	1	-/-	-/-	-	-/-	-	-
Dontae Manning	1	0	1	-/-	-/-	-	-/-	-	2
Daylen Austin	1	0	1	-/-	-/-	-	-/-	-	-
Terrance Green	1	0	1	1.0/2	1.0/2	-	-/-	-	-
Sione Laulea	1	0	1	-/-	-/-	-	-/-	-	-
Jeffrey Bassa	0	1	1	-/-	-/-	-	-/-	-	-
Brandon Johnson	0	1	1	-/-	-/-	-	-/-	-	-
Peyton Woodyard	0	1	1	-/-	-/-	-	-/-	-	-
Kam Alexander	0	1	1	-/-	-/-	-	-/-	-	-
Jaedon Moore	0	1	1	-/-	-/-	-	-/-	-	2

RETURNS	No.	Punts		Kickoffs		
		Yds	Long	No.	Yds	Long
Tez Johnson	2	7	9	-	-	-
Jayden Limar	-	-	-	1	26	26

PUNTING	No.	Yds	Avg.	Long	I20	TB	50+
--	--	--	--	--	--	--	--

FIELD GOALS	Made	Att.	Long	Kicks
Atticus Sappington	2	2	39	Made 25, Made 39

KICKOFFS	No.	Yds	TB	OB	Avg.
Atticus Sappington	8	514	5	0	64.2
Grant Meadors	1	65	1	0	65.0



The Ducks exploded for a season-high 240 rushing yards against the Beavers. **JORDAN JAMES** led the Oregon rushing attack with 85 yards and a pair of scores on a team-high 12 carries.

SCORING SUMMARY

	1st	2nd	3rd	4th	Final
#9 Oregon	7	15	10	17	49
Oregon State	7	7	0	0	14

	Qtr.	Time	Scoring Play
Oregon	1st	6:39	Jordan James 4 yd rush (Atticus Sappington kick)
Oregon State	1st	0:01	Anthony Hankerson 6 yd rush (Everett Hayes kick)
Oregon	2nd	13:36	Dillon Gabriel 54 yd rush (Kenyon Sadiq rush)
Oregon	2nd	6:43	Traeshon Holden 20 yd pass from Dillon Gabriel (Atticus Sappington kick)
Oregon State	2nd	0:15	Anthony Hankerson 1 yd rush (Everett Hayes kick)
Oregon	3rd	10:25	Atticus Sappington 25 yd FG
Oregon	3rd	4:36	Jordan James 1 yd rush (Atticus Sappington kick)
Oregon	4th	14:52	Noah Whittington 27 yd rush (Atticus Sappington kick)
Oregon	4th	10:43	Jayden Limar 65 yd pass from Dillon Gabriel (Atticus Sappington kick)
Oregon	4th	4:34	Atticus Sappington 39 yd FG

TEAM STATS

	OREGON	OREGON STATE
FIRST DOWNS	26	19
RUSHES-YARDS (NET)	32-240	32-131
PASSING YDS (NET)	306	178
Comp-Passes Att-Int	23-27-0	23-35-0
TOTAL OFFENSE PLAYS-YARDS	59-546	67-309
Fumble Returns-Yards	0-0	0-0
Punt Returns-Yards	2-7	0-0
Kickoff Returns-Yards	1-26	3-50
Interception Returns-Yards	0-0	0-0
Punts (Number-Avg)	0-0	4-49.8
Fumbles-Lost	1-0	2-0
Penalties-Yards	3-36	6-65
Possession Time	27:08	32:52
Third-Down Conversions	4 of 6	7 of 15
Fourth-Down Conversions	0 of 0	1 of 3
Red-Zone Scores-Chances	4-4	2-2
Sacks By: Number-Yards	2-3	0-0



GAME 4

#8 OREGON (4-0, 1-0) 34
UCLA (1-3, 0-1) 13

September 28, 2024 | Pasadena, Calif.
 Rose Bowl | Kickoff: 8:01 PM PT | Duration: 3:13 | Attendance: 43,051
 TV: FOX > Connor Onion (PBP), Mark Helfrich (Analyst), Josh Sims (Sideline)

OREGON STATS

PASSING	Comp.	Att.	Yds	TD	Int	Long	Sack
Dillon Gabriel	31	41	278	3	1	52	0
Tez Johnson	0	1	0	0	0	0	0

RUSHING	Att.	Gain	Lost	Net	TD	Long	Avg.
Jordan James	20	103	0	103	1	16	5.2
Dillon Gabriel	3	23	0	23	0	13	7.7
Noah Whittington	8	23	2	21	0	7	2.6
Jayden Limar	3	9	0	9	0	5	3.0

RECEIVING	No.	Yds	TD	Long
Tez Johnson	11	121	2	52
Traeshon Holden	5	57	1	38
Kenyon Sadiq	4	37	0	19
Evan Stewart	3	9	0	11
Patrick Herbert	2	16	0	12
Jordan James	2	15	0	8
Justius Lowe	2	7	0	6
Terrance Ferguson	1	18	0	18
Noah Whittington	1	-2	0	0

Defense	Solo	Ast	Total	TFL/Yds	Sacks/Yds	FF	FR/Yds	INT	PBU
Nikko Reed	6	-	6	-/-	-/-	-	-/-	-	-
Kobe Savage	3	2	5	-/-	-/-	-	-/-	-	-
Derrick Harmon	2	3	5	1.5/2	0.5/0	-	-/-	-	-
Devon Jackson	3	1	4	-/-	-/-	-	-/-	-	-
Jestin Jacobs	2	2	4	0.5/1	0.5/1	-	-/-	-	-
Bryce Boettcher	3	0	3	-/-	-/-	-	-/-	1	-
Matayo Uiagalelei	2	1	3	1.0/7	1.0/7	-	-/-	-	-
Jeffrey Bassa	2	1	3	1.0/8	1.0/8	-	-/-	-	1
Jordan Burch	2	0	2	1.0/5	2.0/10	-	-/-	-	--
Tysheem Johnson	1	1	2	-/-	-/-	-	-/-	1	-
Jamaree Caldwell	1	0	1	-/-	-/-	-	-/-	-	-
Teitum Tuioti	1	0	1	-/-	-/-	-	-/-	-	-
A'Mauri Washington	1	0	1	1.0/3	-/-	-	-/-	-	-
Brandon Johnson	0	1	1	-/-	-/-	-	-/-	-	-
Jabbar Muhammad	0	0	0	-/-	-/-	-	-/-	-	2
Tyler Turner	0	0	0	-/-	-/-	-	-/-	-	1

RETURNS	Punts			Kickoffs		
	No.	Yds	Long	No.	Yds	Long
Tez Johnson	2	21	12	0	0	0
Noah Whittington	0	0	0	1	26	26

PUNTING	No.	Yds	Avg.	Long	I20	TB	50+
Ross James	2	83	41.5	43	1	0	0

FIELD GOALS	Made	Att.	Long	Kicks
Atticus Sappington	2	2	42	Made 41, Made 42

KICKOFFS	No.	Yds	TB	OB	Avg.
Atticus Sappington	7	446	5	1	63.7



The Oregon defense allowed just 172 total yards and 47 rushing yards while holding the UCLA offense without a touchdown in the program's first Big Ten Conference win.

SCORING SUMMARY

	1st	2nd	3rd	4th	Final
#8 Oregon	7	21	0	6	34
UCLA	3	7	3	0	13

	Qtr.	Time	Scoring Play
Oregon	1st	9:38	Traeshon Holden 12 yd pass from Dillon Gabriel (Atticus Sappington kick)
UCLA	1st	2:35	Mateen Bhaghani 27 yd FG
Oregon	2nd	14:55	Atticus Sappington 41 yd FG
Oregon	2nd	11:53	Jordan James 2 yd rush (Atticus Sappington kick)
Oregon	2nd	9:11	Tez Johnson 52 yd pass from Dillon Gabriel (Ferguson pass from Sadiq)
Oregon	2nd	2:25	Atticus Sappington 42 yd FG
UCLA	2nd	0:04	Bryan Addison 96 yd interception return (Mateen Bhaghani kick)
UCLA	3rd	7:34	Mateen Bhaghani 54 yd FG
Oregon	4th	9:37	Tez Johnson 12 yd pass from Dillon Gabriel (Atticus Sappington kick missed)

TEAM STATS

	OREGON	UCLA
FIRST DOWNS	27	11
RUSHES-YARDS (NET)	36-153	24-47
PASSING YDS (NET)	278	125
Comp-Passes Att-Int	31-42-1	13-24-2
TOTAL OFFENSE PLAYS-YARDS	78-431	48-172
Fumble Returns-Yards	0-0	0-0
Punt Returns-Yards	2-21	0-0
Kickoff Returns-Yards	1-26	1-18
Interception Returns-Yards	2-0	1-96
Punts (Number-Avg)	2-83	5-220
Fumbles-Lost	1-0	1-0
Penalties-Yards	6-49	9-86
Possession Time	33:32	26:28
Third-Down Conversions	9 of 15	1 of 10
Fourth-Down Conversions	0 of 0	1 of 2
Red-Zone Scores-Chances	3-5	1-1
Sacks By: Number-Yards	4-21	0-0



GAME 5

MICHIGAN STATE (3-3, 1-2) 10
#6 OREGON (5-0, 2-0)..... 31

October 4, 2024 | Eugene, Oregon
Autzen Stadium | Kickoff: 6:06 PM PT | Duration: 3:30 | Attendance: 59,802
TV: FOX > Jason Benetti (PBP), Brock Huard (Analyst), Allison Williams (Sideline)

OREGON STATS

PASSING	Comp.	Att.	Yds	TD	Int	Long	Sack
Dillon Gabriel	20	32	257	2	2	62	0
Dante Moore	1	1	7	0	0	7	0

RUSHING	Att.	Gain	Lost	Net	TD	Long	Avg.
Jordan James	24	168	2	166	1	41	6.9
Noah Whittington	7	26	0	26	0	7	3.7
Dillon Gabriel	3	22	0	22	1	12	7.3
Dante Moore	1	6	0	6	0	6	6.0
Jayden Limar	1	0	5	-5	0	0	-5.0

RECEIVING	No.	Yds	TD	Long
Tez Johnson	10	84	1	17
Traeshon Holden	4	63	0	37
Terrance Ferguson	2	82	0	62
Evan Stewart	2	20	1	11
Jurrión Dickey	1	7	0	7
Jordan James	1	4	0	4
Noah Whittington	1	4	0	4
Patrick Herbert	1	0	0	0
Justius Lowe	1	0	0	0

Defense	Solo	Ast	Total	TFL/Yds	Sacks/Yds	FF	FR/Yds	INT	PBU
Teitum Tuioti	4	3	7	-/-	-/-	-	-/-	-	-
Bryce Boettcher	3	1	4	1.0/2	-/-	-	-/-	-	-
Jamaree Caldwell	2	2	4	-/-	-/-	1	-/-	-	-
Jordan Burch	2	2	4	2.5/8	2.5/8	-	1/0	-	-
Tysheem Johnson	2	2	4	-/-	-/-	-	-/-	-	-
Jestin Jacobs	3	0	3	-/-	-/-	-	-/-	-	-
Brandon Johnson	0	3	3	-/-	-/-	-	-/-	-	1
Peyton Woodyard	2	0	2	-/-	-/-	-	-/-	-	-
Jaeden Moore	1	1	2	-/-	-/-	-	-/-	-	-
Jabbar Muhammad	1	1	2	-/-	-/-	-	-/-	-	-
Matayo Uiagalelei	1	1	2	0.5/2	0.5/2	-	-/-	-	-
Connor Soelle	1	1	2	-/-	-/-	-	-/-	-	-
Derrick Harmon	1	0	1	1.0/11	1.0/11	-	-/-	-	1
Emar'ion Winston	1	0	1	-/-	-/-	-	-/-	-	-
Roger Saleapaga	1	0	1	-/-	-/-	-	-/-	-	-
Devon Jackson	1	0	1	-/-	-/-	-	-/-	-	-
Keyon Ware-Hudson	1	0	1	-/-	-/-	-	-/-	-	-
Kobe Savage	1	0	1	-/-	-/-	-	-/-	-	-
Daylen Austin	1	0	1	-/-	-/-	-	-/-	-	-
Kam Alexander	1	0	1	-/-	-/-	-	-/-	-	-
Jeffery Bassa	0	1	1	-/-	-/-	-	-/-	-	-
Solomon Davis	0	1	1	-/-	-/-	-	-/-	-	-
Ryan Pellum	0	1	1	-/-	-/-	-	-/-	-	-
Ashton Porter	0	1	1	0.5/6	0.5/6	-	-/-	-	-
Blake Purchase	0	1	1	0.5/5	0.5/5	-	-/-	-	-
Nikko Reed	0	0	0	-/-	-/-	-	-/-	-	1

RETURNS	No.	Punts		Kickoffs		
		Yds	Long	No.	Yds	Long
Tez Johnson	2	6	6	0	0	0

PUNTING	No.	Yds	Avg.	Long	I20	TB	50+
Ross James	1	38	38.0	28	0	0	0
Luke Dunne	1	46	46.0	46	0	0	0

FIELD GOALS	Made	Att.	Long	Kicks
Andrew Boyle	1	1	50	Made 50

KICKOFFS	No.	Yds	TB	OB	Avg.
Atticus Sappington	4	227	2	0	56.8
Andrew Boyle	2	130	2	0	65.0



Oregon's defense was dominant once again in the Ducks' first Big Ten Conference home win, allowing just 250 total yards behind a career-high 2.5 sacks by DE **JORDAN BURCH**.

SCORING SUMMARY

	1st	2nd	3rd	4th	Final
Michigan State	0	0	0	10	10
#6 Oregon	7	14	3	7	31

	Qtr.	Time	Scoring Play
Oregon	1st	00:22	Dillon Gabriel 9 yd rush (Atticus Sappington kick)
Oregon	2nd	05:26	Jordan James 3 yd rush (Andrew Boyle kick)
Oregon	2nd	00:05	Evan Stewart 9 yd pass from Dillon Gabriel (Atticus Sappington kick)
Oregon	3rd	06:47	Andrew Boyle 50 yd FG
Oregon	4th	11:18	Tez Johnson 2yd pass from Dillon Gabriel (Atticus Sappington kick)
Michigan State	4th	08:27	Kay/Ron Lynch-Adams 1 yd rush (Jonathan Kim kick)
Michigan State	4th	00:25	Jonathan Kim 42 yd FG

TEAM STATS

	MICHIGAN STATE	OREGON
FIRST DOWNS	16	25
RUSHES-YARDS (NET)	30-59	37-213
PASSING YDS (NET)	278	125
Comp-Passes Att-Int	15-22-0	21-34-2
TOTAL OFFENSE PLAYS-YARDS	52-250	71-477
Fumble Returns-Yards	0-0	0-0
Punt Returns-Yards	0-0	2-6
Kickoff Returns-Yards	2-18	0-0
Interception Returns-Yards	2-1	0-0
Punts (Number-Avg)	6-26.6	2-8.4
Fumbles-Lost	2-1	0-0
Penalties-Yards	5-41	5-35
Possession Time	29:02	30:58
Third-Down Conversions	2 of 11	6 of 12
Fourth-Down Conversions	2 of 2	2 of 2
Red-Zone Scores-Chances	2-3	4-6
Sacks By: Number-Yards	0-0	5-32

GAME 6

#2 OHIO STATE (5-1, 2-1)..... 31
#3 OREGON (6-0, 3-0)..... 32

October 12, 2024 | Eugene, Oregon
 Autzen Stadium | Kickoff: 4:37 PM PT | Duration: 3:32 | Attendance: 60,129
 TV: NBC > Noah Eagle (PBP), Todd Blackledge (Analyst), Kathryn Tappen, Paul Burmeister (Sideline)

OREGON STATS

PASSING	Comp.	Att.	Yds	TD	Int	Long	Sack
Dillon Gabriel	23	34	341	2	0	69	0

RUSHING	Att.	Gain	Lost	Net	TD	Long	Avg.
Jordan James	23	118	3	115	1	25	5.0
Dillon Gabriel	4	32	0	32	1	27	8.0
Noah Whittington	3	7	0	7	0	4	2.3
Kenyon Sadiq	1	1	0	1	0	1	1.0

RECEIVING	No.	Yds	TD	Long
Evan Stewart	7	149	1	69
Tez Johnson	7	75	1	48
Terrance Ferguson	4	62	0	32
Noah Whittington	2	8	0	5
Traeshon Holden	1	32	0	32
Justius Lowe	1	9	0	9
Jordan James	1	6	0	6

Defense	Solo	Ast	Total	TFL/Yds	Sacks/Yds	FF	FR/Yds	INT	PBU
Kobe Savage	3	5	8	-/-	-/-	-	-/-	-	-
Tysheem Johnson	3	5	8	-/-	-/-	-	-/-	-	-
Brandon Johnson	5	2	7	-/-	-/-	-	-/-	-	-
Devon Jackson	4	3	7	-/-	-/-	-	-/-	-	-
Matayo Uiagalelei	3	2	5	2.0/10	1.0/9	-	-/-	-	-
Jeffery Bassa	3	1	4	-/-	-/-	-	-/-	-	-
Nikko Reed	3	1	4	-/-	-/-	-	-/-	-	-
Jabbar Muhammad	2	2	4	-/-	-/-	-	-/-	-	-
Derrick Harmon	3	0	3	-/-	-/-	1	1/0	-	-
Jestin Jacobs	2	1	3	-/-	-/-	-	-/-	-	-
Teitum Tuioti	1	2	3	-/-	-/-	-	-/-	-	-
Jamaree Caldwell	1	1	2	1.0/2	-/-	-	-/-	-	-
Emar'ron Winston	1	1	2	-/-	-/-	-	-/-	-	-
Keyon Ware-Hudson	1	0	1	-/-	-/-	-	-/-	-	-
Bryce Boettcher	1	0	1	-/-	-/-	-	-/-	-	-
Dontae Manning	0	1	1	-/-	-/-	-	-/-	-	-
Jaeden Moore	0	1	1	-/-	-/-	-	-/-	-	-

PUNTING	No.	Yds	Avg.	Long	I20	TB	50+
Ross James	3	122	40.7	45	1	0	0

FIELD GOALS	Made	Att.	Long	Kicks
Atticus Sappington	2	3	27	Missed 44, Made 27, Made 19

KICKOFFS	No.	Yds	TB	OB	Avg.
Atticus Sappington	6	390	5	0	65.0



An Autzen Stadium record 60,129 fans stormed the field after Oregon defeated No. 2 Ohio State, securing the program's highest-ranked victory ever on its home field.

SCORING SUMMARY

	1st	2nd	3rd	4th	Final
#2 Ohio State	7	14	7	3	31
#3 Oregon	6	16	0	10	32

	Qtr.	Time	Scoring Play
Ohio State	1st	10:00	Will Howard 1 yd rush (Jayden Fielding kick)
Oregon	1st	05:51	Jordan James 3 yd rush (Luke Dunne pass attempt failed)
Ohio State	2nd	14:22	Quinshon Judkins 1 yd rush (Jayden Fielding kick)
Oregon	2nd	12:31	Evan Stewart 10 yd pass from Dillon Gabriel (Kenyon Sadiq rush failed)
Oregon	2nd	10:09	Atticus Sappington 27 yd field goal
Ohio State	2nd	3:53	Emeka Egbuka 15 yd pass from Will Howard (Jayden Fielding kick)
Oregon	2nd	1:17	Tez Johnson 48 yd pass from Dillon Gabriel (Atticus Sappington kick)
Ohio State	3rd	9:27	Jeremiah Smith 6 yd pass from Will Howard (Jayden Fielding kick)
Oregon	4th	13:20	Dillon Gabriel 27 yd rush (Andrew Boyle kick)
Ohio State	4th	6:00	Jayden Fielding 40 yd field goal
Oregon	4th	1:47	Atticus Sappington 19 yd field goal

TEAM STATS

	OHIO STATE	OREGON
FIRST DOWNS	22	18
RUSHES-YARDS (NET)	33-141	31-155
PASSING YDS (NET)	326	341
Comp-Passes Att-Int	28-35-0	23-34-0
TOTAL OFFENSE PLAYS-YARDS	68-467	65-496
Fumble Returns-Yards	0-0	0-0
Punt Returns-Yards	0-0	2-6
Kickoff Returns-Yards	0-0	0-0
Interception Returns-Yards	0-0	0-0
Punts (Number-Avg)	3-121	3-122
Fumbles-Lost	2-1	0-0
Penalties-Yards	8-70	3-25
Possession Time	33:09	26:51
Third-Down Conversions	4 of 12	6 of 14
Fourth-Down Conversions	2 of 2	1 of 2
Red-Zone Scores-Chances	5-5	4-5
Sacks By: Number-Yards	0-0	1-9



GAME 7

#2 OREGON (7-0, 4-0) 35
PURDUE (1-6, 0-4) 0

October 18, 2024 | West Lafayette, Indiana
Ross-Ade Stadium | Kickoff: 5:05 PM PT | Duration: 3:16 | Attendance: 57,463
TV: FOX > Tim Brando (PBP), Deven Gardner (Analyst), Josh Sims (Sideline)

OREGON STATS

PASSING	Comp.	Att.	Yds	TD	Int	Long	Sack
Dillon Gabriel	21	25	290	2	1	49	2

RUSHING	Att.	Gain	Lost	Net	TD	Long	Avg.
Jordan James	10	50	0	50	2	10	5.0
Noah Whittington	9	42	0	42	0	20	4.7
Jay Harris	7	32	0	32	1	12	4.6
Jayden Limar	3	20	0	20	0	11	6.7
Dillon Gabriel	5	13	24	-11	0	12	-2.2

RECEIVING	No.	Yds	TD	Long
Tez Johnson	7	66	1	16
Evan Stewart	4	96	0	49
Noah Whittington	4	24	1	11
Kenyon Sadiq	2	58	0	39
Justius Lowe	2	28	0	16
Jeremiah McClellan	1	12	0	12
Jordan James	1	6	0	6

Defense	Solo	Ast	Total	TFL/Yds	Sacks/Yds	FF	FR/Yds	INT	PBU
Teitum Tuioti	5	1	6	1.0/2	1.0/2	-	-/-	-	-
Bryce Boettcher	4	1	5	0.5/0	-/-	-	-/-	-	-
Brandon Johnson	3	1	4	-/-	-/-	-	-/-	-	1
Devon Jackson	3	1	4	2.0/6	1.0/4	1	-/-	-	-
Jamaree Caldwell	2	2	4	1.5/2	-/-	-	-/-	-	-
Jeffery Bassa	2	2	4	-/-	-/-	1	-/-	-	-
Kobe Savage	3	0	3	-/-	-/-	-	1/0	-	-
Matayo Uigalelei	3	0	3	2.0/11	1.0/8	-	-/-	-	-
Tysheem Johnson	2	0	2	-/-	-/-	-	-/-	-	-
Jabbar Muhammad	2	0	2	-/-	-/-	-	-/-	-	1
Nikko Reed	2	0	2	-/-	-/-	-	-/-	-	-
Jerry Mixon	2	0	2	-/-	-/-	-	-/-	-	-
Daylen Austin	2	0	2	-/-	-/-	-	-/-	-	-
Jestin Jacobs	1	1	2	-/-	-/-	-	-/-	-	-
Derrick Harmon	1	0	1	1.0/5	-/-	-	-/-	-	-
Peyton Woodyard	1	0	1	-/-	-/-	-	-/-	-	-
Blake Purchase	1	0	1	-/-	-/-	-	-/-	-	-
Tionne Gray	1	0	1	-/-	-/-	-	-/-	-	-
Kam Alexander	1	0	1	-/-	-/-	-	-/-	1	-
Terrance Green	1	0	1	1.0/4	-/-	-	-/-	-	-
Ashton Porter	0	1	1	-/-	-/-	-	-/-	-	-
Jaeden Moore	0	1	1	0.5/1	-/-	-	-/-	-	-
Rodrick Pleasant	0	1	1	0.5/1	-/-	-	-/-	-	-

PUNTING	No.	Yds	Avg.	Long	I20	TB	50+
Ross James	1	45	45	45	1	0	0
Luke Dunne	1	51	51	51	0	0	1

FIELD GOALS	Made	Att.	Long	Kicks
Andrew Boyle	0	0	0	50, Missed

KICKOFFS	No.	Yds	TB	OB	Avg.
Atticus Sappington	5	322	4	0	64.4
Andrew Boyle	1	61	0	1	61



Oregon recorded its first shutout since 2012, and first on the road since 1992. The Ducks' 35-0 victory was their largest shutout win on the road since a 35-0 win at West Virginia on Oct. 5, 1963.

SCORING SUMMARY

	1st	2nd	3rd	4th	Final
#2 Oregon	14	7	0	14	35
Purdue	0	0	0	0	0

	Qtr.	Time	Scoring Play
Oregon	1st	11:46	Jordan James 8 yd rush (Atticus Sappington kick)
Oregon	1st	3:34	Jordan James 1 yd rush (Atticus Sappington kick)
Oregon	2nd	11:42	Tez Johnson 12 yd pass from Dillon Gabriel (Andrew Boyle kick)
Oregon	4th	13:47	Noah Whittington 8 yd pass from Dillon Gabriel (Atticus Sappington kick)
Oregon	4th	8:13	Jay Harris 12 yd rush (Atticus Sappington kick)

TEAM STATS

	OREGON	Purdue
FIRST DOWNS	25	16
RUSHES-YARDS (NET)	35-131	40-208
PASSING YDS (NET)	290	93
Comp-Passes Att-Int	21-25-1	9-19-1
TOTAL OFFENSE PLAYS-YARDS	60-421	59-301
Fumble Returns-Yards	0-0	0-0
Punt Returns-Yards	0-0	0-0
Kickoff Returns-Yards	0-0	0-0
Interception Returns-Yards	1-0	1-0
Punts (Number-Avg)	2-96	4-158
Fumbles-Lost	0-0	2-1
Penalties-Yards	4-25	6-40
Possession Time	29:58	30:02
Third-Down Conversions	5 of 9	4 of 12
Fourth-Down Conversions	1 of 1	0 of 3
Red-Zone Scores-Chances	5-5	0-1
Sacks By: Number-Yards	3-14	2-22

GAME 8

#20 ILLINOIS (6-2, 3-2) 9
#1 OREGON (8-0, 5-0)..... 38

October 26, 2024 | Eugene, Oregon
 Autzen Stadium | Kickoff: 12:40 PM PT | Duration: 3:29 | Attendance: 59,830
 TV: CBS > Brad Nessler (PBP), Gary Danielson (Analyst), Jenny Dell (Sideline)

OREGON STATS

PASSING	Comp.	Att.	Yds	TD	Int	Long	Sack
Dillon Gabriel	18	26	291	3	1	34	1
Austin Novosad	2	2	7	0	0	6	0

RUSHING	Att.	Gain	Lost	Net	TD	Long	Avg.
Jordan James	15	83	0	83	0	12	5.5
Noah Whittington	7	56	0	56	1	18	8.0
Da'Juan Riggs	5	44	0	44	0	24	8.8
Jayden Limar	7	24	0	24	0	8	3.4
Kenyon Sadiq	1	16	0	16	0	16	16.0
Dillon Gabriel	3	13	8	5	1	7	1.7
Traeshon Holden	1	1	0	1	0	1	1.0

RECEIVING	No.	Yds	TD	Long
Tez Johnson	6	102	1	31
Justius Lowe	2	51	1	34
Patrick Herbert	2	48	0	29
Kenyon Sadiq	2	28	0	16
Noah Whittington	2	20	1	18
Jordan James	2	17	0	13
Traeshon Holden	2	7	0	6
Evan Stewart	1	19	0	19
Jeremiah McClellan	1	6	0	6

Defense	Solo	Ast	Total	TFL/Yds	Sacks/Yds	FF	FR/Yds	INT	PBU
Tysheem Johnson	6	4	10	0.5/1	-/-	-	-/-	1	0
Bryce Boettcher	3	5	8	1.0/5	1.0/5	-	-/-	-	-
Jeffrey Bassa	2	4	6	-/-	-/-	1	-/-	-	-
Dontae Manning	3	2	5	0.5/-	-/-	-	-/-	-	2
Derrick Harmon	3	1	4	-/-	-/-	-	-/-	-	-
Brandon Johnson	2	2	4	0.5/5	0.5/5	-	-/-	-	1
Teitum Tuioti	1	3	4	1.0/10	1.0/10	-	-/-	-	-
Matayo Uiagalelei	1	2	3	1.0/1	1.0/1	-	-/-	-	-
Jestin Jacobs	1	2	3	0.5/2	-/-	-	-/-	-	-
Daylen Austin	1	2	3	-/-	-/-	-	-/-	-	-
Keyon Ware-Hudson	0	3	3	-/-	-/-	-	-/-	-	-
Nikko Reed	2	0	2	1.0/1	-/-	-	-/-	-	3
Kobe Savage	2	0	2	-/-	-/-	-	-/-	-	-
Devon Jackson	0	2	2	0.5/6	0.5/6	-	-/-	-	-
Jabbar Muhammad	1	0	1	-/-	-/-	-	-/-	-	-
Jamaree Caldwell	1	0	1	-/-	-/-	-	-/-	-	-
Evan Stewart	1	0	1	-/-	-/-	-	-/-	-	-
Jerry Mixon	1	0	1	-/-	-/-	-	-/-	-	-
Peyton Woodyard	1	0	1	-/-	-/-	-	-/-	-	-
Sione Laulea	0	1	1	-/-	-/-	-	-/-	1	1
Tyler Turner	0	1	1	-/-	-/-	-	-/-	-	-
Emar'riion Winston	0	0	0	-/-	-/-	-	-/-	-	1

PUNTING	No.	Yds	Avg.	Long	I20	TB	50+
Ross James	1	43	43.0	43	0	0	0
Luke Dunne	1	38	38.0	38	1	0	0

FIELD GOALS	Made	Att.	Long	Kicks
Andrew Boyle	1	1	44	44, Good

KICKOFFS	No.	Yds	TB	OB	Avg.
Atticus Sappington	5	321	4	0	64.2
Andrew Boyle	2	129	1	0	64.5



DILLON GABRIEL accounted for a season-high four total touchdowns and Oregon's defense was terrific once again as the No. 1 Ducks improved to 8-0 on the season.

SCORING SUMMARY

	1st	2nd	3rd	4th	Final
#20 Illinois	3	0	6	0	9
#1 OREGON	14	21	0	3	38

	Qtr.	Time	Scoring Play
Oregon	1st	10:49	Tez Johnson 31 yard pass from Dillon Gabriel (Atticus Sappington kick)
Oregon	1st	06:05	Justius Lowe 34 yard pass from Dillon Gabriel (Atticus Sappington kick)
Illinois	1st	01:34	David Olano 38 yard field goal
Oregon	2nd	12:20	Dillon Gabriel 7 yard rush (Andrew Boyle kick)
Oregon	2nd	06:09	Noah Whittington 18 yard rush (Atticus Sappington kick)
Oregon	2nd	00:29	Noah Whittington 2 yard pass from Dillon Gabriel (Atticus Sappington kick)
Illinois	3rd	00:46	Ca'Lil Valentine 4 yard rush (Tanner Arkin pass from Luke Altmyer failed)
Oregon	4th	09:04	Andrew Boyle 44 yard field goal

TEAM STATS

	Illinois	OREGON
FIRST DOWNS	18	27
RUSHES-YARDS (NET)	32-132	39-229
PASSING YDS (NET)	161	298
Comp-Passes Att-Int	17-35-2	20-28-1
TOTAL OFFENSE PLAYS-YARDS	67-293	67-527
Fumble Returns-Yards	0-0	0-0
Punt Returns-Yards	0-0	0-0
Kickoff Returns-Yards	1-27	1-16
Interception Returns-Yards	1-27	2-6
Punts (Number-Avg)	3-107	2-81
Fumbles-Lost	0-0	0-0
Penalties-Yards	2-10	3-30
Possession Time	28:45	31:15
Third-Down Conversions	5 of 13	6 of 11
Fourth-Down Conversions	0 of 3	1 of 2
Red-Zone Scores-Chances	2-4	3-3
Sacks By: Number-Yards	1-8	4-27



GAME 9

#1 OREGON (9-0, 6-0)..... 38
MICHIGAN (5-4, 3-3)..... 17

November 2, 2024 | Ann Arbor, Michigan
Michigan Stadium | Kickoff: 3:40 PM ET | Duration: 3:12 | Attendance: 110,567
TV: CBS > Brad Nessler (PBP), Gary Danielson (Analyst), Jenny Dell (Sideline)

OREGON STATS

PASSING	Comp.	Att.	Yds	TD	Int	Long	Sack
Dillon Gabriel	22	34	294	1	0	47	0

RUSHING	Att.	Gain	Lost	Net	TD	Long	Avg.
Jordan James	23	118	1	117	1	22	5.1
Noah Whittington	11	37	1	36	2	6	3.3
Dillon Gabriel	3	26	3	23	1	23	7.7

RECEIVING	No.	Yds	TD	Long
Traeshon Holden	6	149	0	47
Justius Lowe	6	45	0	15
Evan Stewart	3	16	1	9
Terrance Ferguson	2	34	0	20
Kenyon Sadiq	2	32	0	24
Patrick Herbert	2	7	0	5
Tez Johnson	1	11	0	11

Defense	Solo	Ast	Total	TFL/Yds	Sacks/Yds	FF	FR/Yds	INT	PBU
Bryce Boettcher	4	3	7	1.5/3	-/-	-	-/-	-	-
Kobe Savage	3	4	7	-/-	-/-	-	-/-	-	-
Jabbar Muhammad	3	4	7	-/-	-/-	-	-/-	-	1
Tysheem Johnson	4	1	5	1.0/2	-/-	-	-/-	-	-
Derrick Harmon	3	1	4	1.0/5	-/-	-	-/-	-	1
Brandon Johnson	3	0	3	-/-	-/-	-	-/-	-	-
Nikko Reed	3	0	3	1.0/3	-/-	-	-/-	-	-
Jordan Burch	0	3	3	0.5/1	-/-	-	-/-	-	-
Matayo Uiagalelei	1	1	2	1.0/6	1.0/6	1	-/-	-	-
Jeffrey Bassa	1	1	2	1.0/1	-/-	-	-/-	-	-
Jestin Jacobs	1	1	2	1.0/4	-/-	-	-/-	-	-
Teitum Tuioti	0	2	2	-/-	-/-	-	-/-	-	-
A'Mauri Washington	0	2	2	-/-	-/-	-	-/-	-	-
Connor Soelle	1	0	1	-/-	-/-	-	-/-	-	-
Kingston Lopa	1	0	1	-/-	-/-	-	-/-	-	-
Devon Jackson	0	1	1	-/-	-/-	-	-/-	-	-
Keyon Ware-Hudson	0	1	1	-/-	-/-	-	-/-	-	-

RETURNS	Punts			Kickoffs		
	No.	Yds	Long	No.	Yds	Long
Tez Johnson	1	21	21	-	-	-
Ryan Pellum	1	0	0	-	-	-
Noah Whittington	-	-	-	1	20	20

PUNTING	No.	Yds	Avg.	Long	I20	TB	50+
Ross James	3	139	46.3	63	0	1	1

FIELD GOALS	Made	Att.	Long	Kicks
Atticus Sappington	1	1	26	26, Good

KICKOFFS	No.	Yds	TB	OB	Avg.
Atticus Sappington	4	257	3	0	64.2
Andrew Boyle	3	195	1	0	65.0



TRAESHON HOLDEN caught six passes for a career-high 149 yards in Oregon's dominant win at the Big House. The crowd of 110,567 was the largest ever to watch a UO football game.

SCORING SUMMARY

	1st	2nd	3rd	4th	Final
#1 OREGON	7	21	3	7	38
Michigan	7	3	7	0	17

	Qtr.	Time	Scoring Play
Oregon	1st	6:53	Evan Stewart 2 yard pass from Dillon Gabriel (Atticus Sappington kick)
Michigan	1st	1:31	Tyler Morris 7 yard pass from Davis Warren (Dominic Zvada kick)
Oregon	2nd	14:30	Noah Whittington 1 yard rush (Atticus Sappington kick)
Oregon	2nd	04:19	Noah Whittington 6 yard rush (Andrew Boyle kick)
Michigan	2nd	1:51	Dominic Zvada 38 yard FG
Oregon	2nd	00:35	Dillon Gabriel 23 yard rush (Andrew Boyle kick)
Michigan	3rd	07:09	Peyton O'Leary 6 yard pass from Davis Warren (Dominic Zvada kick)
Oregon	3rd	00:36	Atticus Sappington 26 yard FG
Oregon	4th	00:25	Jordan James 2 yard rush (Atticus Sappington kick)

TEAM STATS

	OREGON	Michigan
FIRST DOWNS	23	11
RUSHES-YARDS (NET)	37-176	28-105
PASSING YDS (NET)	294	165
Comp-Passes Att-Int	22-34-0	13-25-0
TOTAL OFFENSE PLAYS-YARDS	71-470	53-270
Fumble Returns-Yards	0-0	0-0
Punt Returns-Yards	2-21	0-0
Kickoff Returns-Yards	1-20	3-64
Interception Returns-Yards	0-0	0-0
Punts (Number-Avg)	3-139	5-226
Fumbles-Lost	1-1	1-0
Penalties-Yards	2-10	5-35
Possession Time	32:28	27:32
Third-Down Conversions	10 of 15	4 of 12
Fourth-Down Conversions	0 of 0	0 of 1
Red-Zone Scores-Chances	5 of 5	3 of 4
Sacks By: Number-Yards	0-0	0-0



GAME 10

MARYLAND (4-5, 1-5).....18
#1 OREGON (10-0, 7-0).....39

November 9, 2024 | Eugene, Oregon
 Autzen Stadium | Kickoff: 4:01 PM PT | Duration: 3:33 | Attendance: 59, 245
 TV: Big Ten Network > Jeff Levering (PBP), Jake Butt (Analyst), Brooke Fletcher (Sideline)

OREGON STATS

PASSING	Comp.	Att.	Yds	TD	Int	Long	Sack
Dillon Gabriel	23	34	183	3	0	26	0

RUSHING	Att.	Gain	Lost	Net	TD	Long	Avg.
Noah Whittington	13	82	5	77	0	28	5.9
Jordan Burch	1	36	0	36	0	36	36.0
Jordan James	7	29	1	28	0	10	4.1
Dillon Gabriel	4	29	1	28	0	19	7.0
Jayden Limar	6	15	5	10	0	6	1.7

RECEIVING	No.	Yds	TD	Long
Evan Stewart	6	56	1	17
Terrance Ferguson	6	35	1	9
Justius Lowe	4	30	0	12
Traeshon Holden	2	30	0	20
Jordan James	2	27	0	26
Kenyon Sadiq	2	3	0	4
Gernorris Wilson	1	3	1	3
Noah Whittington	1	0	0	0

Defense	Solo	Ast	Total	TFL/Yds	Sacks/Yds	FF	FR/Yds	INT	PBU
Kobe Savage	6	3	9	-/-	-/-	-	-/-	-	-
Bryce Boettcher	3	4	7	-/-	-/-	-	-/-	-	-
Derrick Harmon	4	1	5	-/-	-/-	-	-/-	-	-
Jeffrey Bassa	2	3	5	-/-	-/-	-	-/-	-	-
Nikko Reed	3	1	4	-/-	-/-	-	-/-	-	-
Teitum Tuioti	1	3	4	-/-	-/-	-	-/-	-	-
Devon Jackson	2	1	3	-/-	-/-	-	-/-	-	1
Jamaree Caldwell	2	1	3	-/-	-/-	-	-/-	-	2
Jordan Burch	1	2	3	1.0/1	1.0/1	1	-/-	-	2
Tysheem Johnson	1	2	3	-/-	-/-	-	-/-	1	-
Brandon Johnson	-	3	3	-/-	-/-	-	1/62	-	-
Keyon Ware-Hudson	2	-	2	1.0/3	1.0/3	-	-/-	-	-
Ashton Porter	1	1	2	-/-	-/-	-	-/-	-	-
Jestin Jacobs	1	-	1	-/-	-/-	-	-/-	1	-
Jabbar Muhammad	1	-	1	-/-	-/-	-	-/-	-	1
Dontae Manning	1	-	1	-/-	-/-	-	-/-	-	1
Terrance Green	-	1	1	-/-	-/-	-	-/-	-	-
Connor Soelle	-	1	1	-/-	-/-	-	-/-	-	-
Xadavien Sims	-	1	1	-/-	-/-	-	-/-	-	-
Matayo Uiagalelei	-	-	-	-/-	-/-	-	-/-	-	-
A'Mauri Washington	-	-	-	-/-	-/-	-	-/-	-	-

RETURNS	No.	Punts		Kickoffs		
		Yds	Long	No.	Yds	Long
Evan Stewart	1	-2	0	-	-	-
Gary Bryant Jr	1	1	1	-	-	-

PUNTING	No.	Yds	Avg.	Long	I20	TB	50+
Ross James	4	176	44.0	54	1	0	1
Luke Dunne	1	36	36.0	36	1	0	0

FIELD GOALS	Made	Att.	Long	Kicks
Atticus Sappington	1	1	20	20, GOOD

KICKOFFS	No.	Yds	TB	OB	Avg.
Atticus Sappington	6	390	6	0	65.0
Andrew Boyle	-	50	0	1	50.0



DILLON GABRIEL became the NCAA all-time leader in total touchdowns with 180 in his career as Oregon improved to 10-0 for just the third time in program history.

SCORING SUMMARY

	1st	2nd	3rd	4th	Final
Maryland	3	7	0	8	18
#1 OREGON	7	14	8	10	39

	Qtr.	Time	Scoring Play
Maryland	1st	10:17	Jack Howes 37 yard field goal
Oregon	1st	02:21	Jordan James 3 yard rush (Atticus Sappington kick)
Oregon	2nd	13:10	Brandon Johnson 62 yard fumble return (Atticus Sappington kick)
Maryland	2nd	03:17	Roman Hemby 1 yard rush (Jack Howes kick)
Oregon	2nd	00:20	Terrance Ferguson 9 yard pass from Dillon Gabriel (Andrew Boyle kick)
Oregon	3rd	07:48	Gernorris Wilson 3 yard pass from Dillon Gabriel (Josh Conerly Jr. rush)
Maryland	4th	11:27	Octavian Smith 3 yard pass from Billy Edwards (Billy Edwards rush)
Oregon	4th	05:47	Atticus Sappington 20 yard field goal
Oregon	4th	03:45	Evan Stewart 17 yard pass from Dillon Gabriel (Andrew Boyle kick)

TEAM STATS

	Maryland	OREGON
FIRST DOWNS	19	19
RUSHES-YARDS (NET)	31-83	31-180
PASSING YDS (NET)	206	183
Comp-Passes Att-Int	22-45-2	23-34-0
TOTAL OFFENSE PLAYS-YARDS	76-289	65-363
Fumble Returns-Yards	0-0	1-62
Punt Returns-Yards	0-0	2-1
Kickoff Returns-Yards	0-0	0-0
Interception Returns-Yards	0-0	2-9
Punts (Number-Avg)	4-169	5-212
Fumbles-Lost	1-1	1-0
Penalties-Yards	9-75	12-95
Possession Time	32:49	27:11
Third-Down Conversions	7 of 19	6 of 15
Fourth-Down Conversions	1 of 2	2 of 3
Red-Zone Scores-Chances	3 of 4	5 of 5
Sacks By: Number-Yards	0-0	2-4



GAME 11

#1 OREGON (11-0, 8-0)16
WISCONSIN (5-5, 3-4)13

November 16, 2024 | Madison, Wisconsin
Camp Randall Stadium | Kickoff: 7:34 PM ET | Duration: 3:24 | Attendance: 76,298
TV: Big Ten Network > Noah Eagle (PBP), Todd Blackledge (Analyst), Kathryn Tappen (Sideline)

OREGON STATS

PASSING	Comp.	Att.	Yds	TD	Int	Long	Sack
Dillon Gabriel	22	31	218	0	1	32	2

RUSHING	Att.	Gain	Lost	Net	TD	Long	Avg.
Jordan James	25	124	3	121	1	14	4.8
Dillon Gabriel	11	37	30	7	0	22	0.6
Noah Whittington	3	5	0	5	0	2	1.7
Ross James	1	3	0	3	0	3	3.0

RECEIVING	No.	Yds	TD	Long
Evan Stewart	10	92	0	32
Terrance Ferguson	3	52	0	25
Traeshon Holden	3	16	0	15
Kenyon Sadiq	1	24	0	24
Gary Bryant Jr	1	6	0	6
Justius Lowe	1	2	0	2
Noah Whittington	1	1	0	1

Defense	Solo	Ast	Total	TFL/Yds	Sacks/Yds	FF	FR/Yds	INT	PBU
Bryce Boettcher	7	2	9	1.0/1	-/-	-	-/-	-	1
Jeffrey Bassa	5	3	8	-/-	-/-	-	-/-	-	-
Teitum Tuioti	6	1	7	1.0/11	1.0/11	1	-/-	-	-
Matayo Uiagalelei	4	1	5	1.0/7	1.0/7	-	-/-	1	-
Tysheem Johnson	3	2	5	-/-	-/-	-	-/-	-	-
Devon Jackson	3	1	4	-/-	-/-	-	-/-	-	-
Nikko Reed	3	0	3	-/-	-/-	-	-/-	-	-
Kobe Savage	2	1	3	1.0/4	-/-	-	-/-	-	-
Jamaree Caldwell	2	1	3	1.0/1	-/-	-	-/-	-	-
Dontae Manning	2	0	2	-/-	-/-	-	-/-	-	-
Jabbar Muhammad	1	1	2	-/-	-/-	-	-/-	-	-
Dave Luli	1	0	1	-/-	-/-	-	-/-	-	-
Brandon Johnson	1	0	1	1.0/3	-/-	-	-/-	-	1
Roger Saleapaga	1	0	1	-/-	-/-	-	-/-	-	-
Jestin Jacobs	0	1	1	-/-	-/-	-	-/-	-	-
Keyon Ware-Hudson	0	1	1	-/-	-/-	-	-/-	-	-
A'Mauri Washington	0	1	1	-/-	-/-	-	-/-	-	1

RETURNS	Punts			Kickoffs		
	No.	Yds	Long	No.	Yds	Long
Gary Bryant Jr	2	12	12	-	-	-
Noah Whittington	-	-	-	1	16	16

PUNTING	No.	Yds	Avg.	Long	I20	TB	50+
Ross James	4	198	49.5	61	0	2	2

FIELD GOALS	Made	Att.	Long	Kicks
Atticus Sappington	3	3	42	35 GOOD, 42 GOOD, 24 GOOD

KICKOFFS	No.	Yds	TB	OB	Avg.
Atticus Sappington	5	325	4	0	65.0



MATAYO UIAGALELEI was a dominant force for the Oregon defense against the Badgers, recording five tackles and a sack before coming down with the game-sealing interception in the fourth quarter.

SCORING SUMMARY

	1st	2nd	3rd	4th	Final
#1 OREGON	6	0	0	10	16
Wisconsin	0	10	3	0	13

	Qtr.	Time	Scoring Play
Oregon	1st	09:01	Atticus Sappington 35 yard field goal
Oregon	1st	01:11	Atticus Sappington 42 yard field goal
Wisconsin	2nd	10:19	Nathaniel Vatos 31 yard field goal
Wisconsin	2nd	00:25	Will Pauling 2 yard pass from Braedyn Locke (Nathaniel Vatos kick)
Wisconsin	3rd	04:43	Nathaniel Vatos 35 yard field goal
Oregon	4th	13:14	Jordan James 11 yard rush (Atticus Sappington kick)
Oregon	4th	02:36	Atticus Sappington 24 yard field goal

TEAM STATS

	OREGON	Wisconsin
FIRST DOWNS	19	15
RUSHES-YARDS (NET)	40-136	34-130
PASSING YDS (NET)	218	142
Comp-Passes Att-Int	22-31-1	12-28-1
TOTAL OFFENSE PLAYS-YARDS	71-354	62-226
Fumble Returns-Yards	0-0	1-7
Punt Returns-Yards	2-12	1-13
Kickoff Returns-Yards	1-16	1-26
Interception Returns-Yards	1-1	1-10
Punts (Number-Avg)	4-198	6-257
Fumbles-Lost	0-0	1-0
Penalties-Yards	7-55	8-56
Possession Time	32:23	27:37
Third-Down Conversions	5 of 15	1 of 12
Fourth-Down Conversions	1 of 2	1 of 2
Red-Zone Scores-Chances	3 of 5	3 of 3
Sacks By: Number-Yards	2-18	2-19

GAME 12

WASHINGTON (6-6, 4-5).....21
#1 OREGON (12-0, 9-0).....49

Novmber 30, 2024 | Eugene, Ore.
 Autzen Stadium | Kickoff: 4:37 PM PT | Duration: 3:46 | Attendance: 59,603
 TV: NBC > Noah Eagle (PBP), Todd Blackledge (Analyst), Kathryn Tappen (Sideline)

OREGON STATS

PASSING	Comp.	Att.	Yds	TD	Int	Long	Sack
Dillon Gabriel	16-23		209	2	0	39	0
Dante Moore	3-3		27	0	0	11	0

RUSHING	Att.	Gain	Lost	Net	TD	Long	Avg.
Jordan James	15	99	0	99	2	16	6.6
Noah Whittington	9	67	0	67	1	20	7.4
Da'Juan Riggs	6	38	0	38	1	16	6.3
Dillon Gabriel	3	20	0	20	1	9	6.7
Kenyon Sadiq	1	2	0	2	0	2	2.0

RECEIVING	No.	Yds	TD	Long
Terrance Ferguson	4	48	1	21
Jordan James	4	40	0	18
Traeshon Holden	3	73	0	39
Tez Johnson	3	36	1	17
Noah Whittington	2	18	0	17
Kenyon Sadiq	1	11	0	11
Jeremiah McClellan	1	6	0	6
Evan Stewart	1	4	0	4

Defense	Solo	Ast	Total	TFL/Yds	Sacks/Yds	FF	FR/Yds	INT	PBU
Bryce Boettcher	4	7	11	2.0/15	1.0/8	1	-/-	-	-
Matayo Uiagalelei	3	3	6	2.0/6	2.0/6	0	-/-	-	-
Kobe Savage	3	1	4	1.0/3	-/-	-	-/-	-	-
Teitum Tuioti	2	2	4	1.5/7	1.5/7	-	-/-	-	-
Peyton Woodyard	1	3	4	-/-	-/-	-	-/-	-	-
Daylen Austin	2	1	3	1.0/1	-/-	-	-/-	-	-
Tysheem Johnson	2	1	3	1.0/1	-/-	-	-/-	-	-
Jordan Burch	2	1	3	2.5/16	2.5/16	-	-/-	-	-
Derrick Harmon	1	2	3	1.0/6	1.0/6	-	1/0	-	-
Connor Soelle	1	2	3	-/-	-/-	-	-/-	-	-
Jamaree Caldwell	1	2	3	-/-	-/-	-	-/-	-	-
Jeffrey Bassa	0	3	3	0.5/0	0.5/0	-	-/-	-	-
Dontae Manning	2	0	2	-/-	-/-	-	-/-	-	-
A'Mauri Washington	1	1	2	-/-	-/-	-	-/-	-	-
Brandon Johnson	1	1	3	1.0/2	-/-	-	-/-	-	-
Jaeden Moore	0	2	2	0.5/3	0.5/3	-	-/-	-	-
Jabbar Muhammad	0	2	2	-/-	-/-	-	-/-	-	-
Solomon Davis	0	2	2	-/-	-/-	-	-/-	-	-
Jestin Jacobs	1	0	1	1.0/3	1.0/3	-	-/-	-	-
Nikko Reed	1	0	1	-/-	-/-	-	-/-	-	-
Kam Alexander	1	0	1	-/-	-/-	-	-/-	-	1
Terrance Green	1	0	1	-/-	-/-	-	-/-	-	-
Aaron Flowers	1	0	1	-/-	-/-	-	-/-	-	-
Kenyon Sadiq	0	1	1	-/-	-/-	-	-/-	-	-
Devon Jackson	0	1	1	-/-	-/-	-	-/-	-	-
Tyler Turner	0	1	1	-/-	-/-	-	-/-	-	-
Jay Harris	0	1	1	-/-	-/-	-	-/-	-	-
Emar'ion Winston	0	1	1	-/-	-/-	-	-/-	-	-
Sione Laulea	0	1	1	-/-	-/-	-	-/-	-	-

RETURNS	Punts			Kickoffs		
	No.	Yds	Long	No.	Yds	Long
Gary Bryant Jr	1	29	29	-	-	-
Tez Johnson	1	-	-	-	-	-
Jayden Limar	-	-	-	1	27	27
Kenyon Sadiq	-	-	-	1	18	18
Noah Whittington	-	-	-	1	19	19
Jordan James	-	-	-	1	19	19

PUNTING	No.	Yds	Avg.	Long	I20	TB	50+
Ross James	1	63	63.0	63	0	1	1

FIELD GOALS	Made	Att.	Long	Kicks
Andrew Boyle	0	1	--	56, Missed

KICKOFFS	No.	Yds	TB	OB	Avg.
Atticus Sappington	6	374	1	0	62.3
Andrew Boyle	2	125	0	0	62.5



Oregon tied the school single-game record with 10 sacks in a dominant win over Washington, finishing off a 12-0 regular season for the second time in program history.

SCORING SUMMARY

	1st	2nd	3rd	4th	Final
Washington	3	11	0	7	21
#1 OREGON	7	21	7	14	49

Qtr.	Time	Scoring Play
Oregon	1st 10:36	Noah Whittington 9 yard rush (Atticus Sappington kick)
Washington	1st 05:24	Grady Gross 26 yard field goal
Washington	2nd 09:4	Grady Gross 41 yard field goal
Oregon	2nd 08:13	Jordan James 1 yard rush (Atticus Sappington kick)
Oregon	2nd 07:23	Jordan James 1 yard rush (Andrew Boyle kick)
Oregon	2nd 05:01	Dillon Gabriel 4 yard rush (Atticus Sappington kick)
Washington	2nd 00:51	Jonah Coleman 1 yard rush (Denzel Boston pass from Dremond Williams)
Oregon	3rd 03:28	Tez Johnson 9 yard pass from Dillon Gabriel (Atticus Sappington kick)
Oregon	4th 12:19	Terrance Ferguson 16 yard pass from Dillon Gabriel (Andrew Boyle kick)
Oregon	4th 05:02	Da'Juan Riggs 1 yard rush (Gage Hurych kick)
Washington	4th 01:43	Giles Jackson 28 yard pass from Dremond Williams (Grady Gross kick)

TEAM STATS

	Washington	OREGON
FIRST DOWNS	17	28
RUSHES-YARDS (NET)	37-43	37-222
PASSING YDS (NET)	201	236
Comp-Passes Att-Int	22-31-1	12-28-1
TOTAL OFFENSE PLAYS-YARDS	57-244	63-458
Fumble Returns-Yards	0-0	0-0
Punt Returns-Yards	0-0	2-29
Kickoff Returns-Yards	5-126	4-83
Interception Returns-Yards	0-0	0-0
Punts (Number-Avg)	5-222	1-63
Fumbles-Lost	1-1	1-1
Penalties-Yards	3-29	6-49
Possession Time	32:03	27:57
Third-Down Conversions	4 of 12	5 of 8
Fourth-Down Conversions	1 of 1	0 of 0
Red-Zone Scores-Chances	3 of 3	7 of 7
Sacks By: Number-Yards	0-0	10-49



GAME 13

#3 PENN STATE (11-2, 8-2) 37
#1 OREGON (13-0, 10-0) 45

December 7, 2024 | Indianapolis, Indiana
Lucas Oil Stadium | Kickoff: 8:12 PM ET | Duration: 3:34 | Attendance: 67,469
TV: CBS > Brad Nessler (PBP), Gary Danielson (Analyst), Jenny Dell (Sideline)

OREGON STATS

PASSING	Comp.	Att.	Yds	TD	Int	Long	Sack
Dillon Gabriel	22	32	283	4	-	48	1

RUSHING	Att.	Gain	Lost	Net	TD	Long	Avg.
Jordan James	20	90	3	87	2	12	4.4
Noah Whittington	15	87	5	82	-	26	5.5
Dillon Gabriel	6	21	4	17	-	11	2.8

RECEIVING	No.	Yds	TD	Long
Tez Johnson	11	181	1	48
Terrance Ferguson	3	30	1	20
Jordan James	3	20	-	11
Kenyon Sadiq	2	30	2	28
Noah Whittington	1	1	-	1

Defense	Solo	Ast	Total	TFL/Yds	Sacks/Yds	FF	FR/Yds	INT	PBU
Tysheem Johnson	9	-	9	-/-	-/-	-	-/-	-	-
Devon Jackson	4	3	7	-/-	-/-	-	-/-	-	-
Kobe Savage	4	3	7	-/-	-/-	-	-/-	-	-
Bryce Boettcher	3	4	7	1.0/1	-/-	-	-/-	-	-
Teitum Tuioti	3	2	5	-/-	-/-	-	-/-	-	-
Nikko Reed	3	-	3	-/-	-/-	-	-/-	1	2
Derrick Harmon	3	-	3	1.0/6	1.0/6	-	-/-	-	-
Jabbar Muhammad	2	1	3	-/-	-/-	-	-/-	-	2
Brandon Johnson	2	1	3	-/-	-/-	-	-/-	-	-
Jeffrey Bassa	1	2	3	-/-	-/-	-	-/-	-	-
Jordan Burch	2	-	2	-/-	-/-	-	-/-	-	-
Jestin Jacobs	1	1	2	-/-	-/-	-	-/-	-	-
A'Mauri Washington	1	-	1	-/-	-/-	-	-/-	-	-
Jamaree Caldwell	-	1	1	-/-	-/-	-	-/-	-	-
Dontae Manning	-	-	-	-/-	-/-	-	-/-	1	-

RETURNS	Punts			Kickoffs		
	No.	Yds	Long	No.	Yds	Long
Gary Bryant Jr	1	-	-	-	-	-
Noah Whittington	-	-	-	1	15	15

PUNTING	No.	Yds	Avg.	Long	I20	TB	50+
Ross James	3	131	43.7	55	1	0	1
Luke Dunne	1	42	42.0	42	1	0	0

FIELD GOALS	Made	Att.	Long	Kicks
Atticus Sappington	1	1	32	32, GOOD

KICKOFFS	No.	Yds	TB	OB	Avg.
Atticus Sappington	8	520	8	0	65.0



Tez Johnson was named the MVP of the Big Ten Championship Game after catching 11 passes for a career-high 181 yards and a touchdown, becoming the first receiver ever to win the honor.

SCORING SUMMARY

	1st	2nd	3rd	4th	Final
#3 PENN STATE	10	14	0	13	37
#1 OREGON	14	17	7	7	45

	Qtr.	Time	Scoring Play
Oregon	1st	10:40	Kenyon Sadiq 40 yard pass from Dillon Gabriel (Atticus Sappington kick)
Penn State	1st	07:30	Ryan Barker 33 yard field goal
Oregon	1st	03:21	Kenyon Sadiq 2 yard pass from Dillon Gabriel (Atticus Sappington kick)
Penn State	1st	01:24	Nicholas Singleton 22 yard pass from Drew Allar (Ryan Barker kick)
Oregon	2nd	13:04	Terrance Ferguson 4 yard pass from Dillon Gabriel (Atticus Sappington kick)
Oregon	2nd	10:05	Jordan James 1 yard rush (Atticus Sappington kick)
Penn State	2nd	06:49	Omari Evans 22 yard pass from Drew Allar (Ryan Barker kick)
Penn State	2nd	01:53	Drew Allar 7 yard rush (Ryan Barker kick)
Oregon	2nd	00:07	Atticus Sappington 32 yard field goal
Oregon	3rd	07:36	Tez Johnson 48 yard pass from Dillon Gabriel (Atticus Sappington kick)
Penn State	4th	14:17	Kaytron Allen 1 yard rush (Tyler Warren rush failed)
Oregon	4th	07:28	Jordan James 1 yard rush (Atticus Sappington kick)
Penn State	4th	03:41	Harrison Wallace 14 yard pass from Drew Allar (Ryan Barker kick)

TEAM STATS

	Penn State	OREGON
FIRST DOWNS	28	24
RUSHES-YARDS (NET)	35-292	43-183
PASSING YDS (NET)	226	283
Comp-Passes Att-Int	20-39-2	22-32-0
TOTAL OFFENSE PLAYS-YARDS	74-518	75-466
Fumble Returns-Yards	0-0	0-0
Punt Returns-Yards	0-0	1-0
Kickoff Returns-Yards	0-0	1-15
Interception Returns-Yards	0-0	2-24
Punts (Number-Avg)	2-94	4-173
Fumbles-Lost	1-0	1-0
Penalties-Yards	5-65	3-24
Possession Time	27:24	32:36
Third-Down Conversions	7 of 13	6 of 13
Fourth-Down Conversions	2 of 2	2 of 2
Red-Zone Scores-Chances	4 of 4	5 of 5
Sacks By: Number-Yards	1-2	1-6



MEDIA SCHEDULE: CFP QUARTERFINALS

26 THUR.	27 FRI.	28 SAT.	29 SUN.	30 MON.	31 TUE.	1 WED.
NO MEDIA	- DC Tosh Lupoi - Select SAs Approx. 11:30 AM (Subject to change) HDC Media Room + Zoom Option	- OC Will Stein - Select SAs Approx. 11:30 AM (Subject to change) HDC Media Room + Zoom Option	- Select SAs Time TBD Upon arrival in Pasadena	Rose Bowl Media Day - HC Dan Lanning - Assistant Coaches - Select SAs 8:00 AM Sheraton Grand LA	Rose Bowl Head Coach Press Conference - HC Dan Lanning 8:30 AM Sheraton Grand LA	CFP Quarterfinals Rose Bowl Game #1 Oregon vs. #8 Ohio State Kickoff - 2:00 p.m. PT TV: ESPN Postgame - HC Dan Lanning - Select SAs

OREGON COMMUNICATIONS

NATE KRUEGER (Primary FB Contact)
Assistant Athletic Director - Communications
 Cell.....253-569-9468
 Email.....nkrueger@uoregon.edu

TODD MILES (Secondary FB Contact)
Associate Director, Athletic Communications
 Cell.....541-321-3427
 Email.....miles@uoregon.edu

GREG WALKER (FB Credential Contact)
Associate Director, Athletic Communications
 Cell.....541-954-8775
 Email.....gswalker@uoregon.edu
 Credentials.....www.GoDucks.com/FootballCredentials

OREGON COACHES SHOW

The Oregon Football Coaches Show is live from the Casanova Center on Wednesday nights at 7:05 p.m. throughout the season. The show is hosted by the Voice of the Ducks Jerry Allen, color analyst Mike Jorgensen and sideline reporter Joey McMurry. Watch the show via Facebook.com/OregonFootball or listen live via the Oregon Sports Network.

Astoria.....	KKOR.....	1230AM/106.3FM
Baker City.....	KKBC.....	95.3FM
Bend.....	KBND.....	1110AM/105.9FM
Burns.....	KYQT.....	1230AM/99.1FM
Coos Bay.....	KWRO.....	630AM
Eugene.....	KUJZ.....	95.3FM*
Grants Pass.....	KAJO.....	1270AM
Hood River (Thursday).....	KIHR.....	1340 AM/98.3 FM
Klamath Falls.....	KRJW.....	1240AM
La Grande.....	KRJT.....	105.9FM
Lakeview.....	KORV.....	93.5FM
Lincoln City.....	KBCH.....	1400AM
Medford.....	KCMX.....	880AM
Portland.....	THE FAN.....	1080AM*
Roseburg.....	KQEN.....	1240AM
Salem.....	KYKN.....	1430AM
Waldport.....	KWDP.....	820AM

- GoDucks Gameday App or GoDucks.com/LiveAudio
 - TuneIn Radio App or TuneIn.com/Ducks
 * - Flagship Stations

RADIO AFFILIATES

Astoria.....	KKOR.....	1230AM/106.3FM
Baker City.....	KKBC.....	95.3FM
Bend.....	KBND.....	1110AM/105.9FM
Coos Bay.....	KWRO.....	630AM/101.1FM
Eugene.....	KUGN.....	590AM*
Eugene.....	KUJZ.....	95.3FM*
Florence.....	KCST.....	106.9FM
Grants Pass.....	KAJO.....	1270AM
Hood River.....	KIHR.....	1340AM/98.3FM
John Day.....	KHKO.....	102.9FM
Klamath Falls.....	KRJW.....	1240AM
La Grande.....	KRJT.....	105.9FM
Lakeview.....	KORV.....	93.5FM
Lebanon.....	KGAL.....	1580AM
Lincoln City.....	KBCH.....	1400AM
Medford.....	KCMX.....	880AM
Portland.....	THE FAN.....	1080AM*
Roseburg.....	KQEN.....	1240AM
Salem.....	KYKN.....	1430AM
Tillamook.....	KTIL.....	95.9FM
Waldport.....	KWDP.....	820AM

- GoDucks Gameday App or GoDucks.com/LiveAudio
 - TuneIn Radio App or TuneIn.com/Ducks
 * - Flagship Stations



collegepressbox is the official media website for Division I football. Access and download game notes, quotes, statistics, media guides, headshots, logos and more for all FBS schools, conferences, postseason games, awards and the College Football Playoff. For access, please register for an account at collegepressbox.com/register.



GAME RESULTS



**2024-25 Oregon Football
Game Results
All games**

Page 1/1
as of Dec 08, 2024

Team Results

	Date	Opponent		Score	Overall	Conf	Time	Attend
	08/31/2024	Idaho	W	24-14	1-0	0-0	3:26	57435
	09/07/2024	Boise St.	W	37-34	2-0	0-0	3:53	58134
	09/14/2024	at Oregon St.	W	49-14	3-0	0-0	3:11	38419
*	09/28/2024	at UCLA	W	34-13	4-0	1-0	3:13	43051
*	10/04/2024	Michigan St.	W	31-10	5-0	2-0	3:31	59802
*	10/12/2024	Ohio St.	W	32-31	6-0	3-0	3:33	60129
*	10/18/2024	at Purdue	W	35-0	7-0	4-0	3:17	57463
*	10/26/2024	Illinois	W	38-9	8-0	5-0	3:29	59830
*	11/02/2024	at Michigan	W	38-17	9-0	6-0	3:12	110576
*	11/09/2024	Maryland	W	39-18	10-0	7-0	3:33	59245
*	11/16/2024	at Wisconsin	W	16-13	11-0	8-0	3:24	76298
*	11/30/2024	Washington	W	49-21	12-0	9-0	3:47	59603
	12/07/2024	vs Penn St.	W	45-37	13-0	9-0	3:34	67469

TEAM STATS



2024-25 Oregon Football
Overall Team Statistics
All games

Page 1/2
as of Dec 08, 2024

Team Statistics

	OREGON	OPP
Scoring	467	231
Points per game	35.9	17.8
Points Off Turnovers	53	31
First Downs	308	221
Rushing	125	90
Passing	162	109
Penalty	21	22
Rushing Yardage	2234	1639
Yards gained rushing	2428	1961
Yards lost rushing	194	322
Rushing attempts	471	409
Average per rush	4.7	4.0
Average per game	171.8	126.1
TDs Rushing	29	14
Passing Yardage	3614	2284
Comp-Att-Int	306-418-6	217-394-12
Average per pass	8.6	5.8
Average per catch	11.8	10.5
Average per game	278.0	175.7
TDs Passing	28	12
Total offense	5848	3923
Total plays	889	803
Average per play	6.6	4.9
Average per game	449.8	301.8
Kick returns: #-Yards	12-322	17-329
Punt returns: #-Yards	20-195	4-56
Int returns: #-Yards	12-38	6-134
Kick return average	26.8	19.4
Punt return average	9.8	14.0
Int return average	3.2	22.3
Fumbles-Lost	10-5	18-6
Penalties-Yards	71-567	75-637
Average per game	43.6	49.0
Punts-Yards	38-1747	62-2675
Average per punt	46.0	43.1
Net punt average	41.3	39.7
Kickoffs-Yards	88-5563	54-3382
Average per kick	63.2	62.6
Net kick average	39.3	37.9
Time of possession / game	30:50	29:09
3rd-down conversion	79/160	57/170
3rd-down pct	49%	34%
4rd-down conversion	11/17	11/24
4rd-down pct	65%	46%
Sacks by-Yards	40-216	13-106
Misc Yards	0	0
Touchdowns scored	60	27
Field goals - attempts	16-20	14-18
On-Side kicks	0-0	0-0
Red-zone scores	(54-61) 89%	(34-40) 85%
Red-zone touchdowns	(44-61) 72%	(21-40) 53%
PAT-attempts	(53-55) 96%	(23-23) 100%
2-point conversion-attempts	(3-5) 60%	(2-4) 50%
Attendance	414178	325807
Games / Avg per game	7/59168	5/65161
Neutral site games	-	1/67469

Score by Periods

Team	1st	2nd	3rd	4th	OT	TOT
Oregon	110	181	51	125	0	467
Opponents	46	90	33	62	0	231



INDIVIDUAL STATS


2024-25 Oregon Football
Individual Statistics
All games

 Page 1/3
 as of Dec 08, 2024
Rushing

Player	gp	att	gain	loss	net	avg	td	lg	avg/g
Jordan James	13	226	1268	15	1253	5.5	15	41	96.4
Noah Whittington	13	112	554	17	537	4.8	5	28	41.3
Dillon Gabriel	13	63	319	127	192	3.0	7	54	14.8
Da'Jaun Riggs	2	11	82	0	82	7.5	1	24	41.0
Jayden Limar	13	23	77	10	67	2.9	0	11	5.2
Jordan Burch	9	1	36	0	36	36.0	0	36	4.0
Jay Harris	5	10	37	2	35	3.5	1	12	7.0
Kenyon Sadiq	13	5	24	0	24	4.8	0	16	1.8
Traeshon Holden	12	2	22	0	22	11.0	0	21	1.8
Dante Moore	4	1	6	0	6	6.0	0	6	1.5
Ross James	12	1	3	0	3	3.0	0	3	0.3
Team	13	16	0	23	-23	-1.4	0	0	-1.8
Total	13	471	2428	194	2234	4.7	29	54	171.8
Opponents	13	409	1961	322	1639	4.0	14	70	126.1

Passing

Player	gp	effic	comp-att-int	pct	yds	td	lg	avg/g
Dillon Gabriel	13	166.6	297-406-6	73.2	3558	28	69	273.7
Dante Moore	4	158.8	7-7-0	100.0	49	0	11	12.3
Austin Novosad	3	129.4	2-2-0	100.0	7	0	6	2.3
Tez Johnson	11	0.0	0-1-0	0.0	0	0	0	0.0
Team	13	0.0	0-2-0	0.0	0	0	0	0.0
Total	13	165.1	306-418-6	73.2	3614	28	69	278.0
Opponents	13	107.7	217-394-12	55.1	2284	12	44	175.7

Receiving

Player	gp	no.	yds	avg	td	lg	avg/g
Tez Johnson	11	78	866	11.1	10	52	78.7
Evan Stewart	13	48	613	12.8	5	69	47.2
Traeshon Holden	12	38	602	15.8	3	59	50.2
Terrance Ferguson	11	38	520	13.7	3	62	47.3
Jordan James	13	24	202	8.4	0	26	15.5
Kenyon Sadiq	13	23	298	13.0	2	39	22.9
Justius Lowe	10	19	176	9.3	1	34	17.6
Noah Whittington	13	18	106	5.9	2	18	8.2
Patrick Herbert	13	10	97	9.7	0	29	7.5
Jeremiah McClellan	4	3	24	8.0	0	12	6.0
Jayden Limar	13	2	71	35.5	1	65	5.5
Gary Bryant Jr.	4	1	6	6.0	0	6	1.5
Kyler Kasper	4	1	21	21.0	0	21	5.3
Jay Harris	5	1	2	2.0	0	2	0.4
Gernorris Wilson	8	1	3	3.0	1	3	0.4
Jurrión Dickey	9	1	7	7.0	0	7	0.8
Total	13	306	3614	11.8	28	69	278.0
Opponents	13	217	2284	10.5	12	44	175.7

Punt Returns

Player	no.	yds	avg	td	lg
Tez Johnson	13	155	11.9	1	85
Gary Bryant Jr.	5	42	8.4	0	29
Ryan Pellum	1	0	0.0	0	0
Evan Stewart	1	-2	-2.0	0	0
Total	20	195	9.8	1	85
Opponents	4	56	14.0	0	22

Interceptions

Player	no.	yds	avg	td	lg
Tysheem Johnson	3	3	1.0	0	9
Nikko Reed	2	0	0.0	0	0
Kam Alexander	1	0	0.0	0	0
Jestin Jacobs	1	0	0.0	0	0
Dontae Manning	1	24	24.0	0	24
Brandon Johnson	1	0	0.0	0	0
Bryce Boettcher	1	0	0.0	0	0
Matayo Uiagalelei	1	-1	-1.0	0	0
Sione Laulea	1	12	12.0	0	12
Total	12	38	3.2	0	24
Opponents	6	134	22.3	1	96

Kick Returns

Player	no.	yds	avg	td	lg
Noah Whittington	8	232	29.0	0	100
Jayden Limar	2	53	26.5	1	27
Jordan James	1	19	19.0	0	19
Kenyon Sadiq	1	18	18.0	0	18
Total	12	322	26.8	1	100
Opponents	17	329	19.4	0	29

Fumbles Recovered

Player	no.	yds	avg	td	lg
Derrick Harmon	2	0	0.0	0	0
Brandon Johnson	1	0	0.0	1	0
Jordan Burch	1	0	0.0	0	0
Kobe Savage	1	0	0.0	0	0
Roger Saleapaga	1	0	0.0	0	0
Total	6	0	0.0	1	0
Opponents	5	7	1.4	0	7

INDIVIDUAL STATS


**2024-25 Oregon Football
Individual Statistics
All games**

 Page 2/3
as of Dec 08, 2024

Scoring

Player			PAT						pts
	td	fg	kick	rush	rcv	pass	dxp	saf	
Jordan James	15	-	-	-	-	-	-	-	90
Atticus Sappington	-	14-16	42-44	-	-	-	-	-	84
Tez Johnson	11	-	-	-	-	-	-	-	66
Dillon Gabriel	7	-	-	-	-	-	-	-	42
Noah Whittington	7	-	-	-	-	-	-	-	42
Evan Stewart	5	-	-	-	-	-	-	-	30
Terrance Ferguson	3	-	-	-	1	-	-	-	20
Traeshon Holden	3	-	-	-	-	-	-	-	18
Andrew Boyle	-	2-4	10-10	-	-	-	-	-	16
Kenyon Sadiq	2	-	-	1	-	1	-	-	14
Jayden Limar	2	-	-	-	-	-	-	-	12
Brandon Johnson	1	-	-	-	-	-	-	-	6
Justius Lowe	1	-	-	-	-	-	-	-	6
Jay Harris	1	-	-	-	-	-	-	-	6
Gernorris Wilson	1	-	-	-	-	-	-	-	6
Da'Jaun Riggs	1	-	-	-	-	-	-	-	6
Josh Conerly Jr.	-	-	-	1	-	-	-	-	2
Gage Hurych	-	-	1-1	-	-	-	-	-	1
Total	60	16-20	53-55	2	1	1	0	0	467
Opponents	27	14-18	23-23	1	1	1	0	0	231

Total Offense

Player	g	plays	rush	pass	total	avg/g
Dillon Gabriel	13	469	192	3558	3750	288.5
Jordan James	13	226	1253	0	1253	96.4
Noah Whittington	13	112	537	0	537	41.3
Da'Jaun Riggs	2	11	82	0	82	41.0
Jayden Limar	13	23	67	0	67	5.2
Dante Moore	4	8	6	49	55	13.8
Jordan Burch	9	1	36	0	36	4.0
Jay Harris	5	10	35	0	35	7.0
Kenyon Sadiq	13	5	24	0	24	1.8
Traeshon Holden	12	2	22	0	22	1.8
Austin Novosad	3	2	0	7	7	2.3
Ross James	12	1	3	0	3	0.3
Team	13	0	-23	0	-23	-1.8
Total	13	889	2234	3614	5848	449.8
Opponents	13	803	1639	2284	3923	301.8

Punting

Player	no.	yds	avg	lg	tb	fc	i20	50+	blk
Ross James	33	1534	46.5	69	6	10	7	10	0
Luke Dunne	5	213	42.6	51	0	1	3	1	0
Total	38	1747	46.0	69	6	11	10	11	0
Opponents	62	2675	43.1	68	1	30	17	9	0

Field Goals

Player	fg	pct.	01-19	20-29	30-39	40-49	50-99	lg	blk
Atticus Sappington	14-16	87.5	1-1	7-7	3-3	3-4	0-1	42	0
Andrew Boyle	2-4	50.0	0-0	0-0	0-0	1-1	1-3	50	0
Opponents	14-18	77.8	0-0	3-3	6-7	4-6	1-2	54	1

Kickoffs

Player	no.	yds	avg	tb	ob	retn	net	ydln
Atticus Sappington	75	4799	64.0	56	2			
Andrew Boyle	12	699	58.3	4	2			
Grant Meadors	1	65	65.0	1	0			
Total	88	5563	63.2	61	4	17	39.3	25
Opponents	54	3382	62.6	35	2	12	37.9	27

FG Sequence

Team Name	Oregon	Opponents
Purdue	50	36
Ohio St.	44,(27),(19)	(40)
Michigan St.	(50)	(42)
Maryland	(20)	(37)
Michigan	(26)	(38)
Illinois	(44)	(38)
Idaho	52,(26)	
Boise St.	(25)	(42),(20),54
Oregon St.	(25),(39)	43
UCLA	(41),(42)	(27),(54)
Wisconsin	(35),(42),(24)	(31),(35)
Washington	56	(26),(41)
Penn St.	(32)	(33),40

Numbers in (parentheses) indicate field goal was made

All Purpose

Player	g	rush	rcv	pr	kr	ir	total	avg/g
Jordan James	13	1253	202	0	19	0	1474	113.4
Tez Johnson	11	0	866	155	0	0	1021	92.8
Noah Whittington	13	537	106	0	232	0	875	67.3
Traeshon Holden	12	22	602	0	0	0	624	52.0
Evan Stewart	13	0	613	-2	0	0	611	47.0
Terrance Ferguson	11	0	520	0	0	0	520	47.3
Kenyon Sadiq	13	24	298	0	18	0	340	26.2
Dillon Gabriel	13	192	0	0	0	0	192	14.8
Jayden Limar	13	67	71	0	53	0	191	14.7
Justius Lowe	10	0	176	0	0	0	176	17.6
Patrick Herbert	13	0	97	0	0	0	97	7.5
Da'Jaun Riggs	2	82	0	0	0	0	82	41.0
Gary Bryant Jr.	4	0	6	42	0	0	48	12.0
Jay Harris	5	35	2	0	0	0	37	7.4
Jordan Burch	9	36	0	0	0	0	36	4.0
Dontae Manning	13	0	0	0	0	24	24	1.8
Jeremiah McClellan	4	0	24	0	0	0	24	6.0
Kyler Kasper	4	0	21	0	0	0	21	5.3
Sione Laulea	4	0	0	0	0	12	12	3.0
Jurrion Dickey	9	0	7	0	0	0	7	0.8
Dante Moore	4	6	0	0	0	0	6	1.5
Tysheem Johnson	13	0	0	0	0	3	3	0.2
Ross James	12	3	0	0	0	0	3	0.3
Gernorris Wilson	8	0	3	0	0	0	3	0.4
Matayo Uiagalelei	13	0	0	0	0	-1	-1	-0.1
Team	13	-23	0	0	0	0	-23	-1.8
Total	13	2234	3614	195	322	38	6403	492.5
Opponents	13	1639	2284	56	329	134	4442	341.7



DEFENSIVE STATS


2024-25 Oregon Football
Overall Defense Statistics
All games

 Page 1/2
 as of Dec 08, 2024

Team Defense

##	Player	gp	Tackles				Sacks	Pass defense			Fumbles		blkd	
			ua	a	tot	tfl/yds		no-yds	int-yds	brup	qbh	fr-yds	ff	kick
28	Bryce Boettcher	13	45	42	87	8-27	2-13	1-0	4	.	.	1	.	.
0	Tysheem Johnson	13	36	28	64	2.5-4	.	3-3	1
5	Kobe Savage	13	33	28	61	2.5-9	.	.	1	.	1-0	.	.	.
44	Teitum Tuioti	13	28	26	54	6.5-34	5.5-31	.	1	5	.	1	.	.
2	Jeffrey Bassa	13	20	29	49	2.5-9	1.5-8	.	2	3	.	2	.	.
26	Devon Jackson	13	23	21	44	3-12	1.5-10	.	2	1	.	1	.	.
3	Brandon Johnson	13	21	22	43	4.5-14	0.5-5	1-0	5	1	1-0	.	.	.
55	Derrick Harmon	13	24	18	42	8.5-46	5-33	.	4	10	2-0	2	.	.
10	Matayo Uiagalelei	13	23	14	37	12.5-64	10.5-60	1--1	2	6	.	2	1	.
7	Jabbar Muhammad	13	19	17	36	0.5-1	.	.	11
9	Nikko Reed	13	28	6	34	2-4	.	2-0	7	1
1	Jordan Burch	9	12	18	30	11-41	8.5-33	.	6	4	1-0	1	.	.
4	Jestin Jacobs	13	14	15	29	3.5-11	1.5-4	1-0
90	Jamaree Caldwell	13	16	12	28	4.5-7	.	.	3	.	.	1	.	.
8	Dontae Manning	13	13	4	17	0.5-0	.	1-24	6
95	Keyon Ware-Hudson	12	4	6	10	1-3	1-3
52	A'Mauri Washington	13	4	6	10	1.5-4	.	.	2	4
27	Daylen Austin	13	7	3	10	1.5-3
12	Peyton Woodyard	13	5	4	9
22	Connor Soelle	13	5	4	9
32	Emar'rion Winston	13	4	4	8	.	.	.	1
19	Tyler Turner	13	2	5	7	.	.	.	1
56	Jaeden Moore	13	1	5	6	1-4	0.5-3	.	1	2
11	Kam Alexander	11	3	1	4	.	.	1-0
29	Ashton Porter	7	1	3	4	0.5-6	0.5-6
99	Terrance Green	7	3	1	4	2-6	1-2	.	1
15	Solomon Davis	12	.	3	3
13	Sione Laulea	4	1	2	3	.	.	1-12	1	1
54	Jerry Mixon	9	3	.	3
17	Blake Purchase	5	1	1	2	0.5-5	0.5-5
83	Roger Saleapaga	11	2	.	2	1-0	.	.	.
24	Kingston Lopa	5	1	.	1
21	Aaron Flowers	1	1	.	1
50	Tionne Gray	4	1	.	1
88	Xadavien Sims	2	.	1	1
81	Ryan Pllum	4	.	1	1
18	Kenyon Sadiq	13	.	1	1
16	Rodrick Pleasant	4	.	1	1	0.5-1
17	Jay Harris	5	.	1	1
14	Khamari Terrell	3	.	1	1
74	Dave Iuli	4	1	.	1
##	Player	gp	ua	a	tot	tfl/yds	no-yds	int-yds	brup	qbh	fr-yds	ff	kick	saf
7	Evan Stewart	13	1	.	1
43	Luke Basso	13	1	.	1
Totals		13	407	354	761	81-315	40-216	12-38	62	38	6-0	11	1	0

TEAM GAME-BY-GAME



2024-25 Oregon Football Team Game-by-Game All games

Page 1/2
as of Dec 08, 2024

Date	Opponent	Rushing				Receiving				Passing				Kick Returns				Punt Returns				tot off	
		no.	yds	td	lg	no.	yds	td	lg	cmp	att	int	yds	td	lg	no.	yds	td	lg	no.	yds		td
08/31/2024	Idaho	37	107	1	16	41	380	2	24	41	50-0	380	2	24	0	0	0	0	3	-9	0	0	487
09/07/2024	Boise St.	36	109	1	12	18	243	2	67	18	21-0	243	2	67	2	120	1	100	2	109	1	85	352
09/14/2024	at Oregon St.	32	240	4	54	23	306	2	65	23	27-0	306	2	65	1	26	0	26	2	7	0	9	546
09/28/2024	at UCLA	36	153	1	16	31	278	3	52	31	42-1	278	3	52	1	26	0	26	2	21	0	12	431
10/04/2024	Michigan St.	37	213	2	41	21	264	2	62	21	34-2	264	2	62	0	0	0	0	2	6	0	6	477
10/12/2024	Ohio St.	31	155	2	27	23	341	2	69	23	34-0	341	2	69	0	0	0	0	0	0	0	0	496
10/18/2024	at Purdue	35	131	3	20	21	290	2	49	21	25-1	290	2	49	0	0	0	0	0	0	0	0	421
10/26/2024	Illinois	39	229	2	24	20	298	3	34	20	28-1	298	3	34	1	16	0	16	0	0	0	0	527
11/02/2024	at Michigan	37	176	4	23	22	294	1	47	22	34-0	294	1	47	1	20	0	20	2	21	0	21	470
11/09/2024	Maryland	31	180	1	36	23	183	3	26	23	34-0	183	3	26	0	0	0	0	2	-1	0	1	363
11/16/2024	at Wisconsin	40	136	1	22	22	218	0	32	22	31-1	218	0	32	1	16	0	16	2	12	0	12	354
11/30/2024	Washington	37	222	5	20	19	236	2	39	19	26-0	236	2	39	4	83	0	27	2	29	0	29	458
12/07/2024	vs Penn St.	43	183	2	26	22	283	4	48	22	32-0	283	4	48	1	15	0	15	1	0	0	0	466
Oregon		471	2234	29	54	306	3614	28	69	306	418-6	3614	28	69	12	322	1	100	20	195	1	85	5848
Opponents		409	1639	14	70	217	2284	12	44	217	394-12	2284	12	44	17	329	0	29	4	56	0	22	3923

Oregon Averages

Games	Avg/ rush	Avg/ catch	Pass effic	KR avg	PR avg	All purpose avg/game	Total offense avg/game
13	4.7	11.8	165.1	26.8	9.8	492.5	449.8

Date	Opponent	Tackles				Sacks no-yds	Fumble ff fr-yds	Pass Defense			blkd kick	PAT attempts			off			
		ua	a	total	tfl-yds			int-yds	qbh	brup		kick	kick	rush	rcv	saf	t/o	pts
08/31/2024	Idaho	14	26	40	7.0-33	4-26	2	0-0	2-0	2	4	0	3-3	0	0	0	7	24
09/07/2024	Boise St.	17	58	75	4.0-6	1-1	0	0-0	0-0	4	13	0	4-5	0	0	0	0	37
09/14/2024	at Oregon St.	35	36	71	3.0-6	2-3	0	0-0	0-0	5	7	1	5-5	1	0	0	0	49
09/28/2024	at UCLA	29	12	41	7.0-31	4-21	0	0-0	2-0	1	4	0	2-3	0	1	0	13	34
10/04/2024	Michigan St.	30	22	52	6.0-34	5-32	1	1-0	0-0	1	3	0	4-4	0	0	0	0	31
10/12/2024	Ohio St.	36	28	64	3.0-12	1-9	1	2-0	0-0	4	1	0	2-2	0	0	0	9	32
10/18/2024	at Purdue	42	12	54	10.0-32	3-14	2	1-0	1-0	1	2	0	5-5	0	0	0	0	35
10/26/2024	Illinois	34	32	66	7.0-33	4-27	1	0-0	2-6	5	8	0	5-5	0	0	0	0	38
11/02/2024	at Michigan	29	24	53	8.0-25	1-6	1	0-0	0-0	3	3	0	5-5	0	0	0	0	38
11/09/2024	Maryland	31	28	59	2.0-4	2-4	1	1-0	2-9	7	9	0	4-4	1	0	0	10	39
11/16/2024	at Wisconsin	41	16	57	6.0-27	2-18	1	0-0	1--1	0	3	0	1-1	0	0	0	0	16
11/30/2024	Washington	31	42	73	16.0-65	10-49	1	1-0	0-0	1	1	0	7-7	0	0	0	7	49
12/07/2024	vs Penn St.	38	18	56	2.0-7	1-6	0	0-0	2-24	4	4	0	6-6	0	0	0	7	45
Oregon		407	354	761	81.0-315	40-216	11	6-0	12-38	38	62	1	53-55	2	1	0	53	467
Opponents		501	398	899	49.0-186	13-106	7	5-7	6-134	16	23	0	23-23	1	1	0	31	231

Date	Opponent	Punting										Field Goals			Kickoffs			
		no.	yds	avg	long	blkd	tb	fc	50+	i20	md-att	long	blkd	no.	yds	avg	tb	ob
08/31/2024	Idaho	3	152	50.7	55	0	0	1	2	2	1-2	26	0	5	325	65.0	5	0
09/07/2024	Boise St.	7	344	49.1	69	0	2	1	2	0	1-1	25	0	6	388	64.7	4	1
09/14/2024	at Oregon St.	0	0	0.0	0	0	0	0	0	0	2-2	39	0	9	579	64.3	6	0
09/28/2024	at UCLA	2	83	41.5	43	0	0	1	0	1	2-2	42	0	7	446	63.7	5	1
10/04/2024	Michigan St.	2	84	42.0	46	0	0	2	0	0	1-1	50	0	6	357	59.5	4	0
10/12/2024	Ohio St.	3	122	40.7	45	0	0	1	0	1	2-3	27	0	7	399	57.0	5	0
10/18/2024	at Purdue	2	96	48.0	51	0	0	0	1	1	0-1	0	0	6	383	63.8	4	1
10/26/2024	Illinois	2	81	40.5	43	0	0	0	0	1	1-1	44	0	7	450	64.3	5	0
11/02/2024	at Michigan	3	139	46.3	63	0	1	1	1	0	1-1	26	0	7	452	64.6	4	0
11/09/2024	Maryland	5	212	42.4	54	0	0	1	1	2	1-1	20	0	7	440	62.9	6	1
11/16/2024	at Wisconsin	4	198	49.5	61	0	2	0	2	0	3-3	42	0	5	325	65.0	4	0
11/30/2024	Washington	1	63	63.0	63	0	1	0	1	0	0-1	0	0	8	499	62.4	1	0
12/07/2024	vs Penn St.	4	173	43.3	55	0	0	3	1	2	1-1	32	0	8	520	65.0	8	0
Oregon		38	1747	46.0	69	0	6	11	11	10	16-20	50	0	88	5563	63.2	61	4
Opponents		62	2675	43.1	68	0	1	30	9	17	14-18	54	1	54	3382	62.6	35	2



OPPONENT GAME-BY-GAME



2024-25 Oregon Football Opponents Game-by-Game All games

Page 1/2 as of Dec 08, 2024

Table with columns: Date, Opponent, Rushing (no., yds, td, lg), Receiving (no., yds, td, lg), Passing (cmp-att-int, yds, td, lg), Kick Returns (no., yds, td, lg), Punt Returns (no., yds, td, lg), tot off. Rows include games from 08/31/2024 to 12/07/2024 and summary rows for Opponents and Oregon.

Opponents Averages

Summary table for Opponents Averages with columns: Games, Avg/ rush, Avg/ catch, Pass effc, KR avg, PR avg, All purpose avg/game, Total offense avg/game.

Table with columns: Date, Opponent, Tackles (ua, a total, tfl-yds), Sacks (no-yds), Fumble (ff fr-yds), Pass Defense (int-yds, qbh, brup), blkd kick, PAT attempts (kick, rush, rcv), saf, t/o, pts. Rows include games from 08/31/2024 to 12/07/2024 and summary rows for Opponents and Oregon.

Table with columns: Date, Opponent, Punting (no., yds, avg, long, blkd, tb, fc, 50+, i20), Field Goals (md-att, long, blkd), Kickoffs (no., yds, avg, tb, ob). Rows include games from 08/31/2024 to 12/07/2024 and summary rows for Opponents and Oregon.

PARTICIPATION



2024-25 Oregon Football Games Played All games

Page 1/3
as of Dec 08, 2024

##	Player	GP-GS	UI	Boise	OSU	UCLA	MSU	OSU	Purdue	Illini	Mich	MD	Wisc	UW	PSU	##	Player	GP-GS	UI	Boise	OSU	UCLA	MSU	OSU	Purdue	Illini	Mich	MD	Wisc	UW	PSU	
0	Tysheem Johnson	13/12	XXX	START	START	START	START	START	START	START	START	START	START	START	START	34	Cruz Rushing	0/0		
1	Jordan Burch	9/8	START	START	START	START	START	START	START	START	START	START	START	START	START	35	Jacob Pruitt	0/0		
1	Traeshon Holden	12/9	START	START	START	START	START	START	START	START	START	START	START	START	START	36	Atticus Sappington	13/0	XXX	XXX	XXX	XXX	XXX	XXX	XXX	XXX	XXX	XXX	XXX	XXX	XXX	XXX
2	Gary Bryant Jr.	4/0	36	Timon Davis	0/0	
2	Jeffrey Bassa	13/11	START	START	XXX	XXX	START	START	START	START	START	START	START	START	START	38	Will Straton	3/0	XXX	XXX	XXX	...		
3	Terrance Ferguson	11/10	START	START	START	START	START	START	START	START	START	START	START	START	START	39	Dane Sipos	3/0	XXX	XXX	XXX	...		
3	Brandon Johnson	13/8	XXX	START	XXX	START	XXX	START	START	START	START	START	START	START	START	40	Kade Caton	1/0	XXX	...		
4	Jestin Jacobs	13/1	XXX	XXX	START	XXX	XXX	XXX	XXX	XXX	XXX	XXX	XXX	XXX	XXX	42	Ayden Breland	3/0	XXX	...	XXX	...	XXX	
5	Kobe Savage	13/13	START	START	START	START	START	START	START	START	START	START	START	START	START	43	Luke Basso	13/0	XXX	XXX	XXX	XXX	XXX	XXX	XXX	XXX	XXX	XXX	XXX	XXX	XXX	XXX
5	Dante Moore	4/0	44	Zach Grace	10/0	XXX	XXX	XXX	XXX	XXX	XXX	XXX	XXX	XXX	XXX	XXX	XXX	XXX	XXX
6	Noah Whittington	13/0	XXX	XXX	XXX	XXX	XXX	XXX	XXX	XXX	XXX	XXX	XXX	XXX	XXX	44	Teitum Tuoti	13/13	START	START	START	START	START	START	START	START	START	START	START	START	START	START
6	Jahlil Florence	0/0	45	Luke Dunne	10/0	XXX	XXX	XXX	XXX	XXX	XXX	XXX	XXX	XXX	XXX	XXX	XXX	XXX	XXX
7	Jabbar Muhammad	13/13	START	START	START	START	START	START	START	START	START	START	START	START	START	46	Chip Allers	2/0	XXX	
7	Evan Stewart	13/12	START	START	START	START	START	START	START	START	START	START	START	START	START	47	Elijah Rushing	4/0	XXX	...	XXX	...	XXX	XXX	...	
8	Dillon Gabriel	13/13	START	START	START	START	START	START	START	START	START	START	START	START	START	50	Nishad Strother	13/11	XXX	XXX	START	START	START	START	START	START	START	START	START	START	START	START
8	Dontae Manning	13/1	START	XXX	XXX	XXX	XXX	XXX	XXX	XXX	XXX	XXX	XXX	XXX	XXX	50	Tionne Gray	4/0	XXX	XXX	
9	Nikko Reed	13/12	XXX	START	START	START	START	START	START	START	START	START	START	START	START	52	A'Maunt Washington	13/0	XXX	XXX	XXX	XXX	XXX	XXX	XXX	XXX	XXX	XXX	XXX	XXX	XXX	XXX
10	Matayo Ulagalelei	13/0	START	START	START	START	START	START	START	START	START	START	START	START	START	53	Devin Brooks	0/0	
10	Luke Moga	0/0	54	Jerry Mixon	9/0	XXX	XXX	XXX	XXX	XXX	XXX	XXX	XXX	XXX	XXX	XXX	XXX
11	Kam Alexander	11/0	XXX	XXX	XXX	XXX	XXX	XXX	XXX	XXX	XXX	XXX	XXX	55	Marcus Harper II	10/9	START	START	START	START	START	START	START	START	START	START	START	START	START	
11	Dakoda Fields	0/0	55	Derrick Harmon	13/13	START	START	START	START	START	START	START	START	START	START	START	START	START	START
11	Jeremiah McClellan	4/0	XXX	...	XXX	XXX	XXX	...	56	Jae'den Moore	13/0	XXX	XXX	XXX	XXX	XXX	XXX	XXX	XXX	XXX	XXX	XXX	XXX
12	Brock Thomas	0/0	56	Trent Ferguson	0/0	
12	Peyton Woodyard	13/0	XXX	XXX	XXX	XXX	XXX	XXX	XXX	XXX	XXX	XXX	XXX	XXX	XXX	59	Fox Grader	0/0	
13	Jurmon Dickey	9/0	XXX	XXX	XXX	XXX	XXX	XXX	XXX	XXX	XXX	XXX	60	Kanen Rossi	1/0	XXX	...	
13	Sione Laulea	4/0	...	XXX	XXX	XXX	XXX	...	61	Jajuan Dickey	0/0	XXX	...	
14	Justus Lowe	10/5	XXX	...	XXX	XXX	XXX	XXX	START	START	START	START	START	62	Holden Whipple	1/0	XXX	...		
14	Khamari Terrell	3/0	XXX	XXX	XXX	64	Ty Delgado	1/0	XXX		
15	Tez Johnson	11/11	START	START	START	START	START	START	START	START	START	START	START	START	START	65	Ajani Cornelius	13/13	START	START	START	START	START	START	START	START	START	START	START	START	START	
15	Solomon Davis	12/0	...	XXX	XXX	XXX	XXX	XXX	XXX	XXX	XXX	XXX	XXX	XXX	XXX	66	Bryce Boulton	0/0	
16	Austin Novosad	3/0	XXX	XXX	XXX	67	Beau Cressallen	0/0	
16	Rodrick Pleasant	4/0	XXX	XXX	...	XXX	...	XXX	68	Auston Mims	0/0	
17	Kyler Kasper	4/0	XXX	XXX	XXX	XXX	69	Bailey Jaramillo	2/0	XXX	XXX	...		
17	Jay Harris	5/0	...	XXX	...	XXX	XXX	XXX	XXX	70	Charlie Pickard	13/2	START	START	XXX	XXX	XXX	XXX	XXX	XXX	XXX	XXX	XXX	XXX	XXX	XXX
17	Blake Purchase	5/0	XXX	...	XXX	...	XXX	XXX	XXX	...	71	George Silva	7/0	...	XXX	XXX	XXX	XXX	XXX	XXX	XXX	XXX	XXX	XXX	XXX	XXX	
18	Kenyon Sadiq	13/0	XXX	XXX	XXX	XXX	XXX	XXX	XXX	XXX	XXX	XXX	XXX	XXX	XXX	72	Japani Lalouli	13/13	START	START	START	START	START	START	START	START	START	START	START	START	START	
19	Tyler Turner	13/1	START	XXX	XXX	XXX	XXX	XXX	XXX	XXX	XXX	XXX	XXX	XXX	XXX	73	Kawika Rogers	13/0	XXX	XXX	XXX	XXX	XXX	XXX	XXX	XXX	XXX	XXX	XXX	XXX	XXX	XXX
19	Ryder Hayes	0/0	74	Dave Iuli	4/4	START	START	START	START		
20	Jordan James	13/13	START	START	START	START	START	START	START	START	START	START	START	START	START	75	JacQawn McRoy	0/0	
20	Dylan Williams	0/0	76	Josh Conerly Jr.	13/13	START	START	START	START	START	START	START	START	START	START	START	START	START	START
21	Aaron Flowers	1/0	XXX	77	Matthew Bedford	1/0	...	XXX
21	Da'Jaun Riggs	2/0	XXX	XXX	77	Jericho Johnson	2/0	XXX	XXX	
22	Connor Soelle	13/0	XXX	XXX	XXX	XXX	XXX	XXX	XXX	XXX	XXX	XXX	XXX	XXX	XXX	78	Gemorris Wilson	8/0	...	XXX	XXX	XXX	XXX	XXX	XXX	XXX	XXX	XXX	XXX	XXX	XXX	XXX
23	Ellis Bynum	5/0	...	XXX	...	XXX	...	XXX	...	XXX	XXX	...	79	Lipe Moala	4/0	XXX	XXX	...	XXX	XXX	
23	Brayden Platt	2/0	...	XXX	XXX	80	Dillon Gresham	0/0	
24	Kingston Lopa	5/0	XXX	...	XXX	XXX	...	XXX	XXX	...	80	Jaxson Jones	0/0	
24	Jalen Saint Paul	0/0	81	Ryan Pellum	4/0	XXX	...	XXX	...	XXX	...	XXX	
25	Brisen Cobbins	2/0	XXX	XXX	XXX	...	83	Roger Saleapaga	11/0	XXX	XXX	XXX	XXX	XXX	XXX	XXX	XXX	XXX	XXX	XXX	XXX	XXX	XXX
25	Ify Obidogwu	0/0	84	Jack Ressler	0/0
26	Devon Jackson	13/1	XXX	XXX	XXX	START	XXX	XXX	XXX	XXX	XXX	XXX	XXX	XXX	XXX	85	Travis Brashers	0/0	
27	Daylen Austin	13/0	XXX	XXX	XXX	XXX	XXX	XXX	XXX	XXX	XXX	XXX	XXX	XXX	XXX	86	Darrian Anderson	0/0
27	Jayden Limar	13/0	XXX	XXX	XXX	XXX	XXX	XXX	XXX	XXX	XXX	XXX	XXX	XXX	XXX	87	A.J. Pugliano	0/0
28	Preston Alford	2/0	...	XXX	XXX	88	Patrick Herbert	13/5	XXX	XXX	XXX	XXX	XXX	XXX	START	START	START	XXX	START	XXX	START	
28	Bryce Boettcher	13/12	START	XXX	START	START	START	START	START	START	START	START	START	START	START	88	Kadavien Sims	2/0	XXX	XXX	
29	Klohana Haasenritter	0/0	89	Brady Bidwell	0/0
29	Ashton Porter	7/0	XXX	...	XXX	XXX	XXX	XXX	XXX	XXX	XXX	XXX	90	Jamaree Caldwell	13/13	START	START	START	START	START	START	START	START	START	START	START	START	START	
30	Xavier Barksdale	0/0	92	Ross James	12/0	XXX	XXX	...	XXX	XXX	XXX	XXX	XXX	XXX	XXX	XXX	XXX	XXX	XXX
31	Zach Grisham	2/0	XXX	XXX	93	My'Keil Gardner	0/0
32	Emar'ion Winston	13/1	XXX	XXX	XXX	XXX	XXX	XXX	XXX	XXX	XXX	XXX	XXX	XXX	XXX	93	Grant Meadors	1/0	...	XXX
33	Kamar Mthudi	0/0	94	Tyler Kinsman	0/0										