


London Borough Council Elections

4 May 2006



**London
Borough
Council
Elections
4 May 2006**

Michael Minors
Dennis Grenham

Copyright:

**Greater London Authority
March 2007**

Published by:

Greater London Authority

City Hall

The Queen's Walk

More London

London SE1 2AA

www.london.gov.uk

enquiries **020 7983 4100**

minicom **020 7983 4458**

ISBN: 978 1 85261 232 0

Contents

iv	Previous publications on elections in London
v	State of the political parties in the new councils
vi	Maps
xi	Summary of election facts and figures, 2006
xv	Number of candidates and votes by party
xvii	Commentary
xxxi	Technical notes
xxxii	Party codes and borough maps legend
1	Results
191	Ward voting statistics
225	Parliamentary constituency summary
233	Full list of candidates in the 2006 election
247	Regular briefings from the GLA Data Management and Analysis Group
248	Contact details for the Data Management and Analysis Group
inside back cover	GLA access statement

Previous publications on elections in London

General Election of Greater London Councillors - 9 April 1964
London Borough Council Elections - 7 May 1964
General Election of Greater London Councillors - 13 April 1967
London Borough Council Elections - 9 May 1968
Greater London Council Elections - 9 April 1970
London Borough Council Elections - 13 May 1971
Greater London Council Elections - 12 April 1973
London Borough Council Elections - 2 May 1974
Greater London Council Elections - 5 May 1977
London Borough Council Elections - 4 May 1978
Greater London Council Elections - 7 May 1981
London Borough Council Elections - 6 May 1982
London Borough Council Elections - 8 May 1986
Inner London Education Authority Direct Elections - 8 May 1986
London Borough Council Elections - 3 May 1990
London Borough Council By-elections - May 1990 to May 1994
London Borough Council Elections - 5 May 1994
London Borough Council Elections - 7 May 1998
London Borough Council Elections - 2 May 2002
The 2004 London Elections

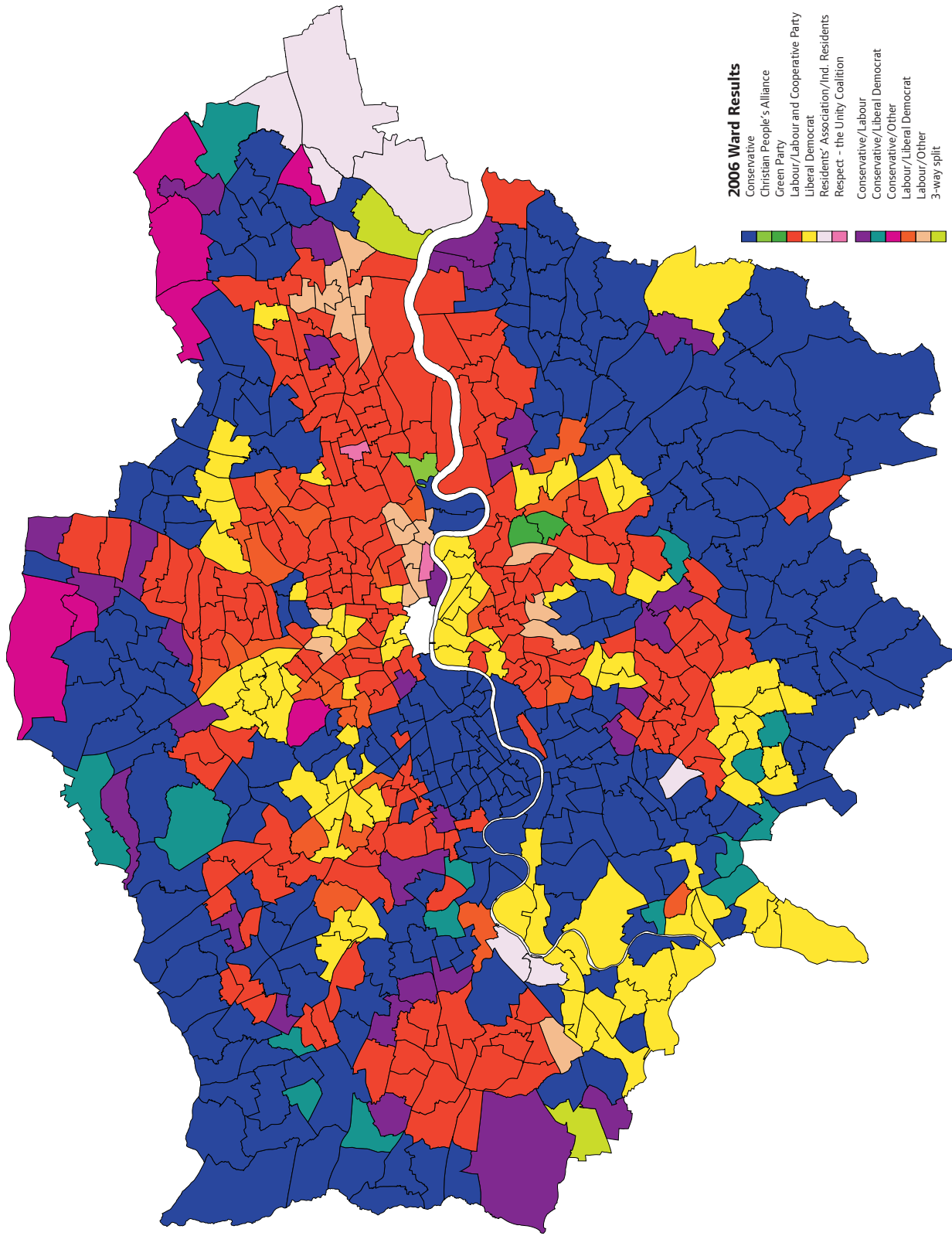
Published 1964 to 1982 by the Greater London Council, 1986 by the London Residuary Body, 1990 to 1998 by the London Research Centre, and 2002 to 2004 by the Greater London Authority.

State of the political parties in the new councils

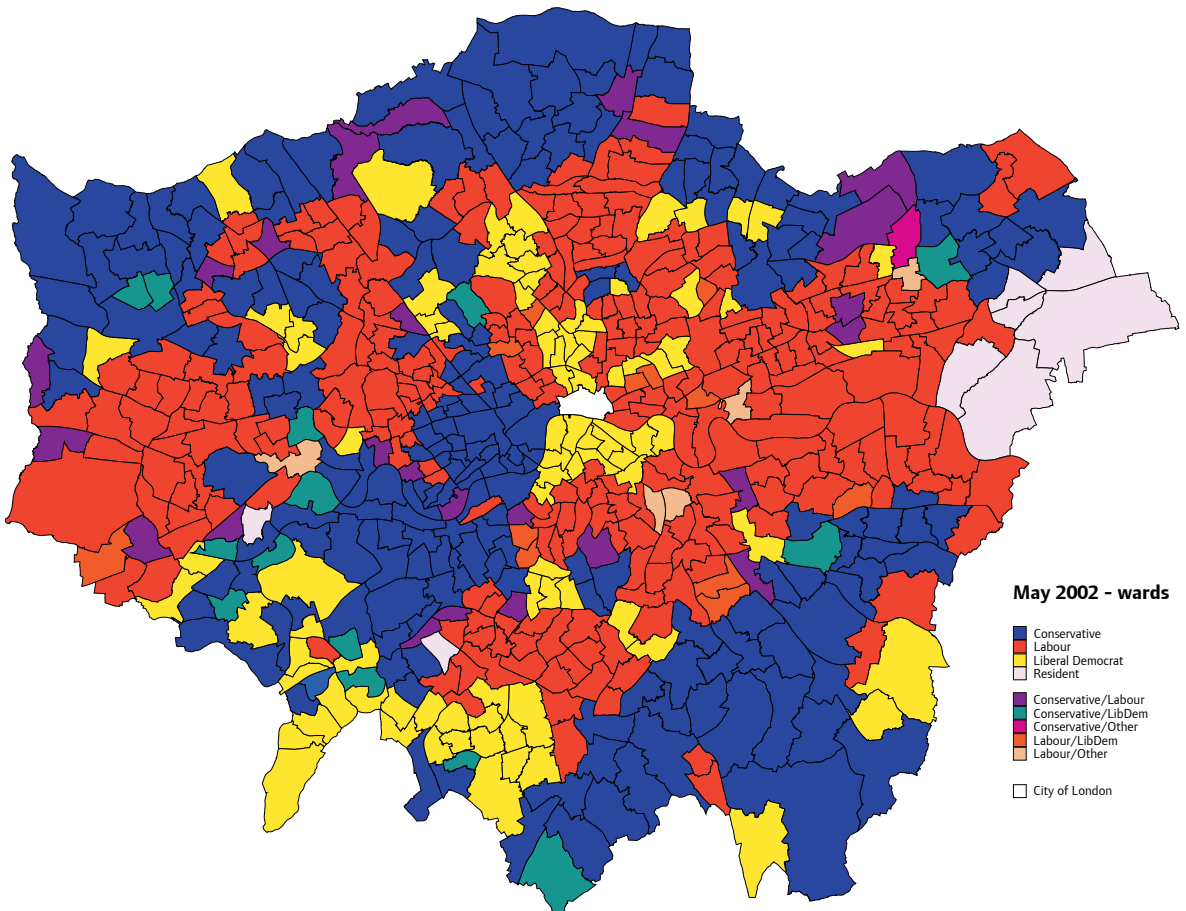
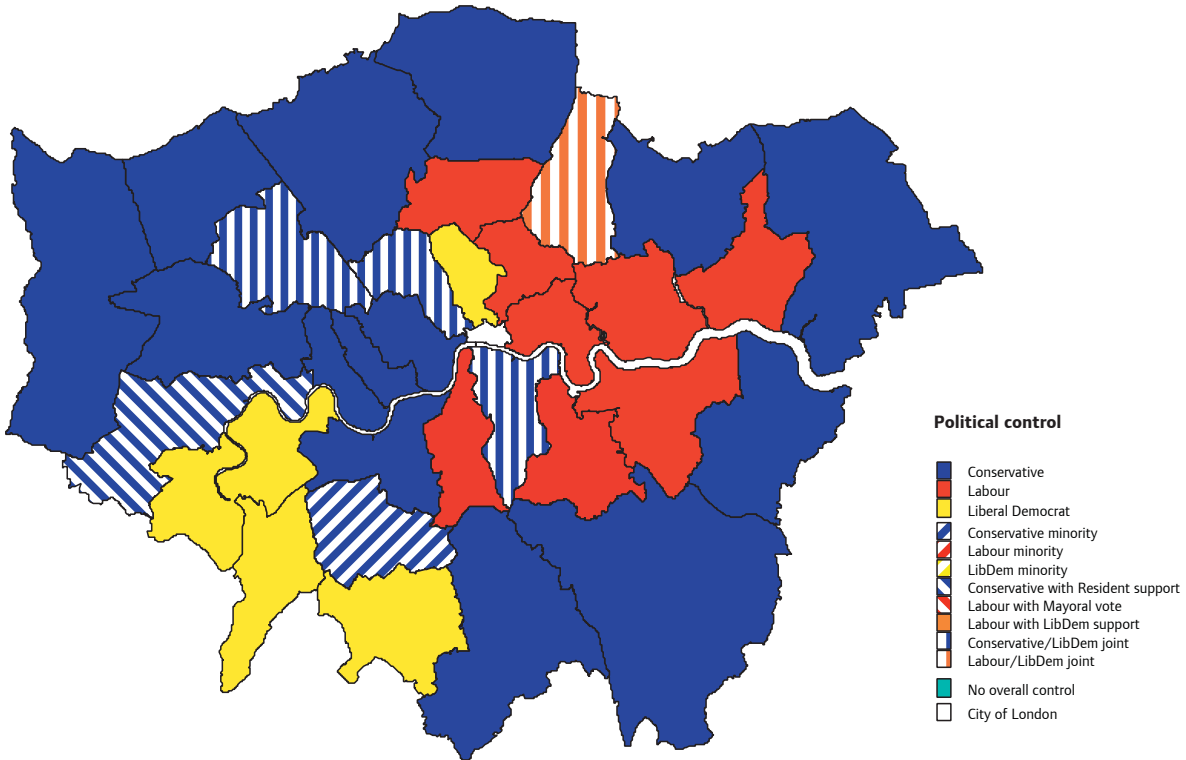
	REA &												Total
	CON	LAB	LD	IRE	R	BNP	GRE	CTY	CPA	INDA	SALT	SCF	
Barking and Dagenham	1	38	-	-	-	12	-	-	-	-	-	-	51
Barnet	37	20	6	-	-	-	-	-	-	-	-	-	63
Bexley	54	9	-	-	-	-	-	-	-	-	-	-	63
Brent	15	21	27	-	-	-	-	-	-	-	-	-	63
Bromley	49	4	7	-	-	-	-	-	-	-	-	-	60
Camden	14	18	20	-	-	-	2	-	-	-	-	-	54
Croydon	43	27	-	-	-	-	-	-	-	-	-	-	70
Ealing	37	29	3	-	-	-	-	-	-	-	-	-	69
Enfield	34	27	-	-	-	-	-	-	-	-	-	2	63
Greenwich	13	36	2	-	-	-	-	-	-	-	-	-	51
Hackney	9	44	3	-	-	-	1	-	-	-	-	-	57
Hammersmith and Fulham	33	13	-	-	-	-	-	-	-	-	-	-	46
Haringey	-	30	27	-	-	-	-	-	-	-	-	-	57
Harrow	38	24	1	-	-	-	-	-	-	-	-	-	63
Havering	34	2	1	16	-	1	-	-	-	-	-	-	54
Hillingdon	45	18	2	-	-	-	-	-	-	-	-	-	65
Hounslow	23	24	5	-	-	-	-	6	-	2	-	-	60
Islington	-	23	24	-	-	-	1	-	-	-	-	-	48
Kensington and Chelsea	45	9	-	-	-	-	-	-	-	-	-	-	54
Kingston upon Thames	21	2	25	-	-	-	-	-	-	-	-	-	48
Lambeth	6	39	17	-	-	-	1	-	-	-	-	-	63
Lewisham	3	26	17	-	-	-	6	-	-	-	2	-	54
Merton	30	27	-	3	-	-	-	-	-	-	-	-	60
Newham	-	54	-	-	3	-	-	-	3	-	-	-	60
Redbridge	34	19	9	-	-	1	-	-	-	-	-	-	63
Richmond upon Thames	18	-	36	-	-	-	-	-	-	-	-	-	54
Southwark	6	28	28	-	-	-	1	-	-	-	-	-	63
Sutton	22	-	32	-	-	-	-	-	-	-	-	-	54
Tower Hamlets	7	26	6	-	12	-	-	-	-	-	-	-	51
Waltham Forest	15	26	19	-	-	-	-	-	-	-	-	-	60
Wandsworth	51	9	-	-	-	-	-	-	-	-	-	-	60
Westminster	48	12	-	-	-	-	-	-	-	-	-	-	60
London	785	684	317	19	15	14	12	6	3	2	2	2	1,861

Note: Party abbreviations can be found on page xxxii.

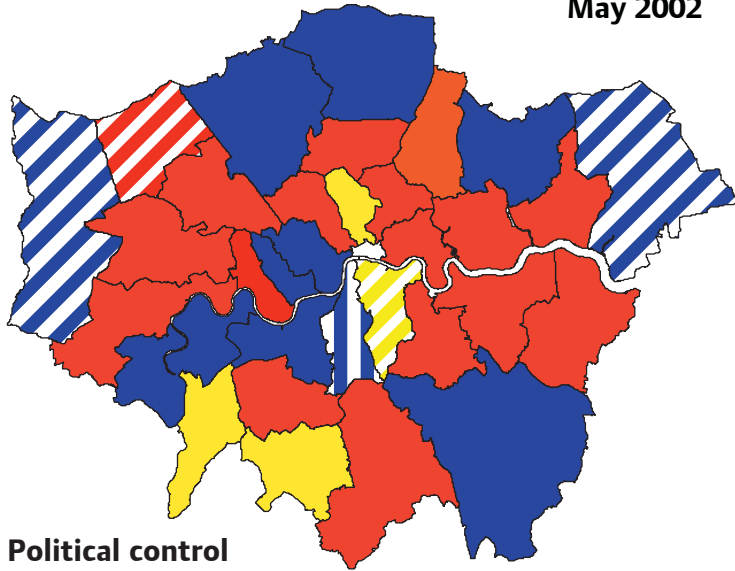
Maps



May 2006

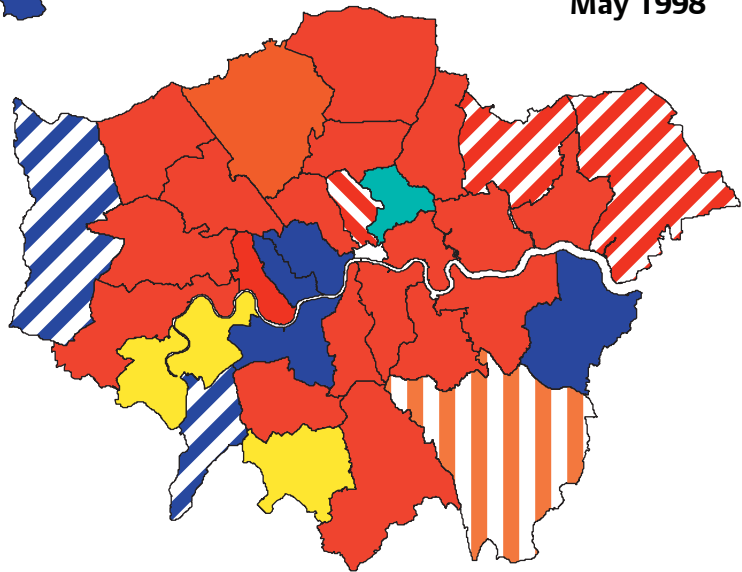


May 2002



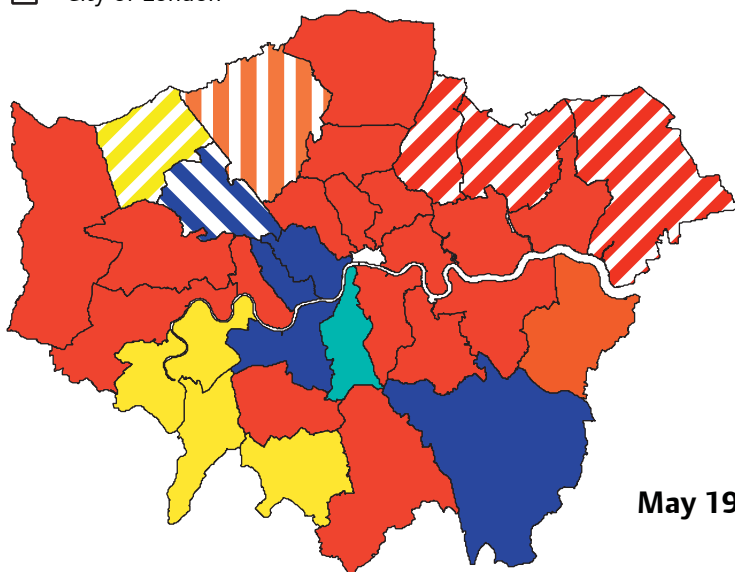
Political control

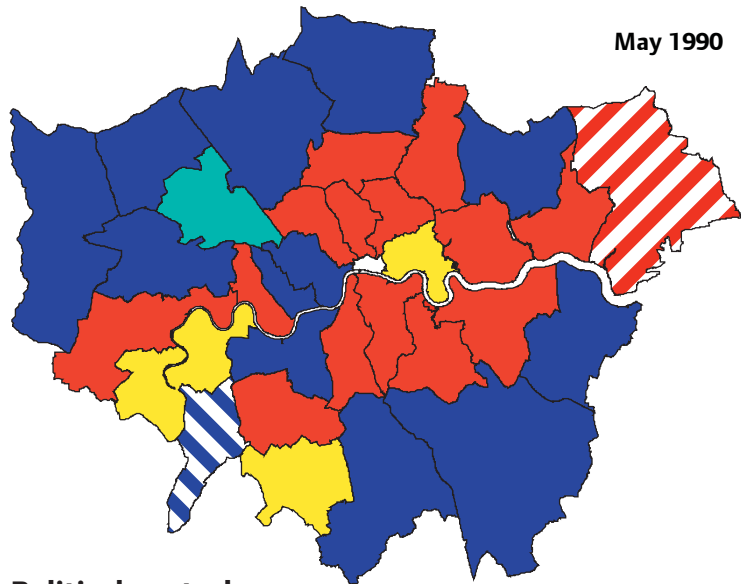
May 1998



- Conservative
- Labour
- Liberal Democrat
- Conservative minority
- Labour minority
- LibDem minority
- Conservative with Mayoral vote
- Labour with Mayoral vote
- Labour with LibDem support
- Conservative/LibDem joint
- Labour/LibDem joint
- No overall control
- City of London

May 1994

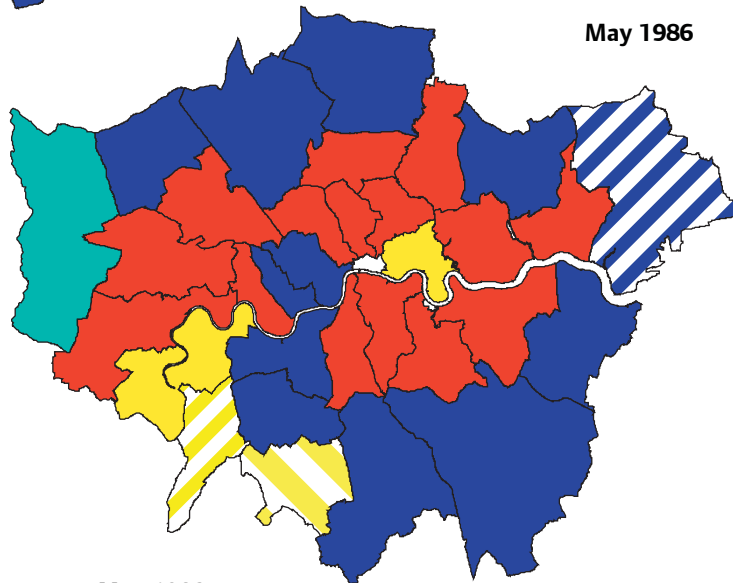




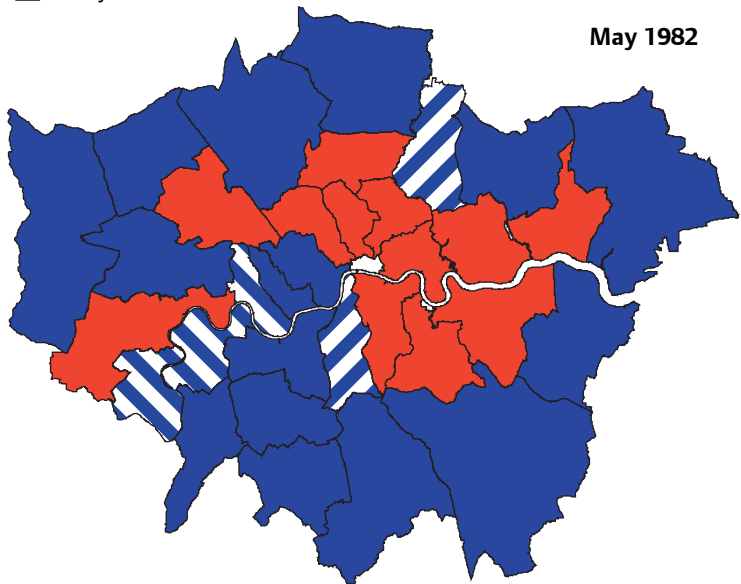
May 1990

Political control

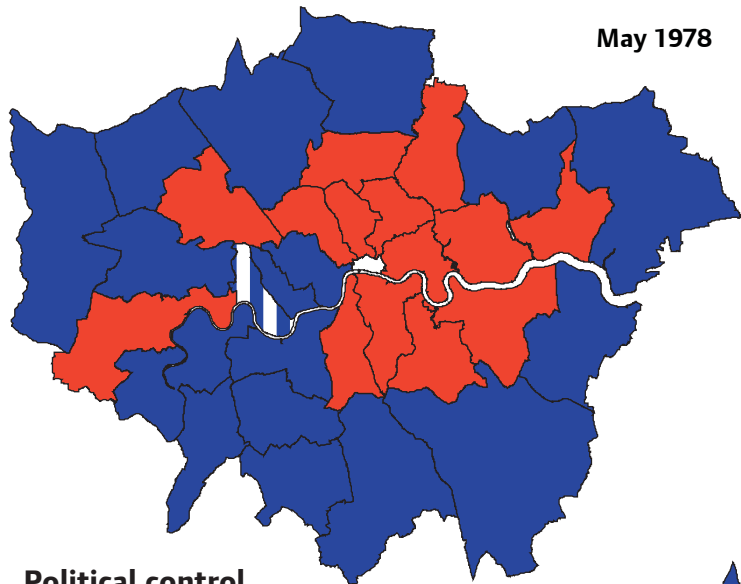
- Conservative
- Labour
- Liberal Democrat
- Conservative minority
- Labour minority
- LibDem minority
- Conservative with Mayoral vote
- Labour with Mayoral vote
- LibDem with Mayoral vote
- Labour with LibDem support
- Conservative/LibDem joint
- Labour/LibDem joint
- No overall control
- City of London

















May 1986

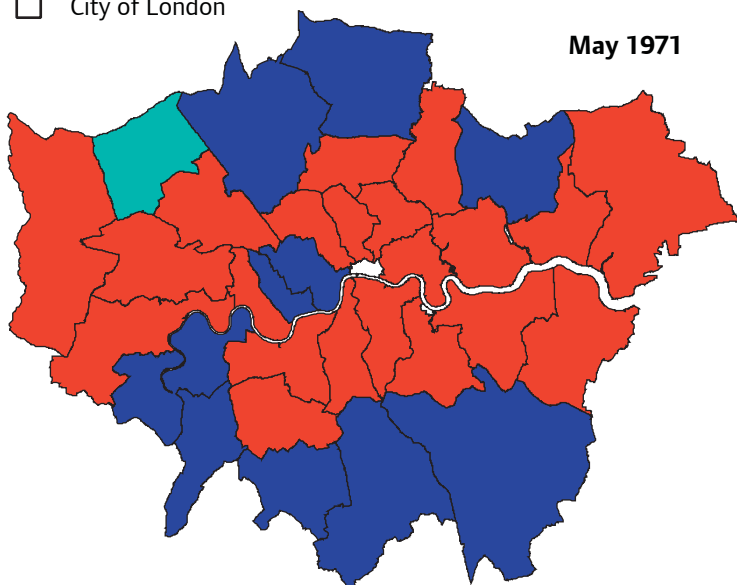
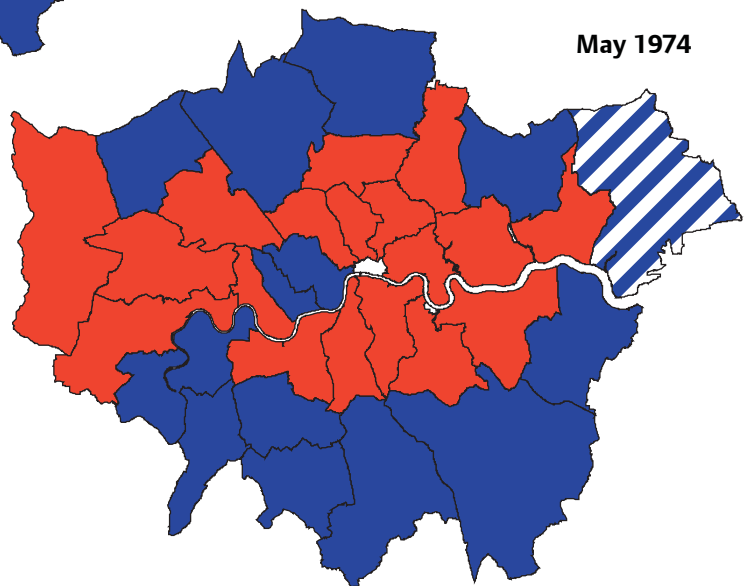


May 1982



Political control

-  Conservative
-  Labour
-  Liberal Democrat
-  Conservative minority
-  Labour minority
-  LibDem minority
-  Conservative with Mayoral vote
-  Labour with Mayoral vote
-  LibDem with Mayoral vote
-  Labour with LibDem support
-  Conservative/LibDem joint
-  Labour/LibDem joint
-  No overall control
-  City of London



Summary of election facts and figures, 2006

	2006	2002	1998	1994
Total number of candidates	6,391	6,119	5,840	5,838
Total number of seats	1,861	1,861	1,917	1,917
Total number of seats contested	1,861	1,858	1,914	1,917
Average number of candidates per seat	3.43	3.29	3.05	3.02
Total electorate	5,340,657	5,209,247	5,010,999	4,872,088
Number voting (1 ward uncontested in 1998 and 2002)	2,023,235	1,653,654	1,738,868	2,246,179
Percentage voting	37.88	31.80	34.75	46.10
Ballot papers included in the count				
Number at polling stations	1,660,380	1,375,012	1,692,158	2,210,902
Number of postal votes ¹	369,859	278,642	46,710	35,277
Total number of rejected ballot papers ²				
Lacking the official mark	303	169	267	201
Voting for more candidates than entitled	2,501	1,315	1,642	1,621
Marked so that voter could be identified	334	179	271	357
Unmarked or wholly void	8,586	3,807	8,648	3,361
Total rejected in whole	11,680	5,782	10,828	5,540
Total number of valid ballot papers	2,011,555	1,647,872	1,728,040	2,240,639

¹ In 2006, the City of Westminster was unable to provide details of the number of postal votes used. The Electoral Commission's report on the pilot scheme held in Westminster, records a total of 7,004 such votes returned and this figure has been included in the 2006 figure shown above. In 2002, there were postal ballots only (ie no polling station voting) in Hackney and Havering and in two wards in Greenwich.

² In 2002, there were no rejected ballot papers recorded in Newham, and no breakdown of rejections in Barking and Dagenham.

Number of councillors elected in London, 1964-06

	CON	LAB	LD	other	total
4.5.06	785	684	317	75	1,861
2.5.02	653	866	309	33	1,861
7.5.98	538	1,050	301	28	1,917
5.5.94	519	1,044	323	31	1,917
3.5.90	731	925	229	29	1,914
8.5.86	685	957	249	23	1,914
6.5.82	980	781	124	29	1,914
4.5.78	960	882	30	36	1,908
4.5.74	713	1,090	27	37	1,867
13.5.71	597	1,221	9	36	1,863
9.5.68	1,438	350	10	65	1,863
7.5.64	668	1,112	13	66	1,859

% share of the poll in London, 1964-06

	% poll	CON	LAB	LD	other
4.5.06	37.9	35.1	27.6	20.3	17.0
2.5.02	31.8	34.4	33.8	20.3	11.6
7.5.98	34.7	32.3	40.5	20.6	6.6
5.5.94	46.1	31.3	41.5	21.8	5.4
3.5.90	48.1	37.8	38.3	14.1	9.7
8.5.86	45.4	35.8	37.4	23.8	3.1
6.5.82	43.8	43.0	30.4	24.6	2.0
4.5.78	42.9	49.6	39.6	6.4	4.4
4.5.74	36.3	41.7	42.9	12.3	3.1
13.5.71	38.7	39.4	53.1	4.2	3.3
9.5.68	35.8	60.1	28.3	7.2	4.4

Turnout

The turnout of voters across the 32 boroughs as a whole was 37.9 per cent, higher than the previous two London borough general elections, but still lower than any of the elections between 1978 and 1994. The highest and lowest figures are shown below.

Highest borough	Richmond upon Thames	51.1%
Lowest borough	Kensington and Chelsea	29.0%

Turnout at ward level varied from 21.8 to 57.2 per cent.

Five highest wards	Coulsdon East	Croydon	57.2%
	Kew	Richmond upon Thames	56.6%
	St Margarets	Richmond upon Thames	55.0%
	Eastbrook	Barking and Dagenham	54.1%
	Whitton	Richmond upon Thames	54.1%
Five lowest wards	Brompton	Kensington and Chelsea	23.8%
	Larkhall	Lambeth	23.8%
	Courtfield	Kensington and Chelsea	23.7%
	Ferndale	Lambeth	22.9%
	Coldharbour	Lambeth	21.8%

The Conservative Party vote

The overall percentage vote for the Conservative Party was 35.1 per cent. This figure was the party's highest since 1990 but was lower than that at any election prior to 1994.

Highest borough Conservative vote		Kensington and Chelsea	61.6%
Lowest borough Conservative vote		Islington	12.0%
Five highest ward Conservative votes	Hans Town	Kensington and Chelsea	87.8%
	Knightsbridge and Belgravia Village	City of Westminster	85.4%
	Royal Hospital	Merton	81.8%
	Queen's Gate	Kensington and Chelsea	78.8%
		Kensington and Chelsea	78.7%
Five lowest ward Conservative votes	Leyton	Waltham Forest	5.9%
	Hornsey	Haringey	5.9%
	Cazenove	Hackney	5.7%
	Faraday	Southwark	5.3%
	Livesey	Southwark	4.3%

The Labour Party vote

The overall percentage vote for the Labour Party was 27.6 per cent. This figure was the party's lowest ever share of the vote.

Highest borough Labour vote		Newham	41.9%
Lowest borough Labour vote		Richmond upon Thames	5.6%
Five highest ward Labour votes	Peckham	Southwark	66.3%
	Camberwell Green	Southwark	65.1%
	Dormers Wells	Ealing	64.1%
	Barnhill	Hillingdon	63.6%
	Abbey	Barking and Dagenham	62.9%
Five lowest ward Labour votes	Cavendish	Hillingdon	4.1%
	Barnes	Richmond upon Thames	4.0%
	Sutton South	Sutton	3.8%
	Biggin Hill	Bromley	3.3%
	Cheam	Sutton	2.7%

The Liberal Democrat Party vote

The overall percentage vote for the Liberal Democrat Party was 20.3 per cent. This figure was the same as the party achieved in 2002, but had been exceeded in four previous elections.

Highest borough Liberal Democrat vote		Richmond upon Thames	44.8%
Lowest borough Liberal Democrat vote		Barking and Dagenham	1.4%
Five highest ward Liberal Democrat votes	Tolworth and Hook Rise	Kingston upon Thames	62.5%
	Muswell Hill	Haringey	59.5%
	Alexandra	Haringey	57.2%
	Church End	Redbridge	56.5%
	Grange	Southwark	56.0%
Five lowest ward Liberal Democrat votes	Shadwell	Tower Hamlets	6.0%
	Palace Riverside	Hammersmith and Fulham	5.9%
	Southall Green	Ealing	5.7%
	Green Street West	Newham	5.7%
	New Addington	Croydon	4.0%

Number of candidates and votes by party

Party	Code	Votes	Candidates	Elected
Conservative	CON	2,101,760	1,812	785
Labour	LAB	1,672,456	1,828	684
Liberal Democrat	LD	1,165,854	1,538	317
Green	GRE	255,905	567	12
Respect - the Unity Coalition	R	97,748	134	15
Residents' Association	REA	60,407	52	13
Independent Residents Party	IRE	13,151	14	6
<i>Residents Total</i>		<i>73,558</i>	<i>66</i>	<i>19</i>
Independent	IND	56,367	147	–
British National Party	BNP	30,375	36	14
UK Independence Party	UKIP	29,538	85	–
Christian People's Alliance	CPA	16,782	63	3
Save Chase Farm	SCF	12,470	9	2
Independent Alliance	INDA	11,572	16	2
Community (LB Hounslow)	CTY	8,927	8	6
Third Way	TW	5,080	14	–
Socialist Alternative	SALT	3,344	5	2
Independent Working Class Association	IWCA	3,142	6	–
National Front	NF	2,151	4	–
Local Education Action by Parents	LEAP	2,045	8	–
British Public Party	BPP	1,935	9	–
Pension Action Alliance	PAA	1,823	9	–
People's Independent Party	PI	574	5	–
Communist Party of Britain	COMB	503	4	–
English Democrats	ED	500	2	–
The People's Choice	PC	489	4	–
Socialist Unity	SU	421	2	–
Alliance for Green Socialism	AGS	232	1	–
The Socialist Party	SP	219	4	–
Monster Raving Looney	MRL	200	1	–
Socialist Alliance	SA	111	1	–
Liberal Party	LIB	95	2	–
Socialist Labour Party	SLAB	95	1	–

In addition, the following codes appear in by-elections:

Local Freedom for Islington Residents	FIR
New Britain	NB

Commentary

Summary

Superficially, the results of the London Borough General Elections of May 2006 may appear to be no more than a variation on the mixture as before. The two major parties received over 60 per cent of the vote and gained more than 75 per cent of the available seats. Fewer than four in ten London electors chose to exercise their right to vote in the elections for the local political representatives for the next four years. But closer scrutiny reveals several interesting developments.

The percentage poll was actually increased over 2002 after 12 years of continuously reducing turnout, but by a relatively small amount despite efforts by several authorities to improve participation. Five boroughs took part in local election pilot schemes, some of which aimed to make the voting process easier. However, none of the trials were found to have a significant effect on turnout. The schemes are described below (see page xxv).

In terms of elected councillors, the Conservatives had their best result since 1982, and the Liberal Democrats, their second best ever. Labour, again in terms of elected councillors, had their worst result except for the 1968 election, when the Conservatives won over 75 per cent of seats in London. The results in terms of seats won are broadly reflected in the political control of the London boroughs. Using this measure, the Conservatives enjoyed their fourth best result since the London boroughs were established and the Labour Party their second worst. Four of the last six elections have resulted in the Liberal Democrats controlling three boroughs, and in three of the last four elections, there have been eight boroughs with no overall control (no single party with an absolute majority of seats).

The minor parties had their best result ever, with 75 seats, more than double their total in 2002 and more than their previous best years in 1964 and 1968, when residents' and ratepayers' associations were very active in several

boroughs. Perhaps the most striking element of the 2006 results was the performance achieved by the Greens, the British National and Respect Parties. The Greens had won two seats in 1998 and one in 2002, but in 2006 won 12 seats. Their share of the vote across London was the highest achieved by any minor party in the last 20 years. The British National Party (BNP) took their first ever seats at a local general election, gaining 14 seats in all. Respect was taking part in a local general election for the first time and won 15 seats, like the BNP all in East London. Residents' Associations and other candidates campaigning on specific local issues won 29 seats, the same number as in 2002.

The borough elections

Table 1 illustrates the changes over the last four London borough general elections. Because of the decrease in the number of seats in London, the figures for councillors are shown as a rate per 2,000 seats, thus bringing the four elections onto the same basis. The actual numbers of seats won at these, and earlier, elections can be found in the Summary of election facts and figures on page xi.

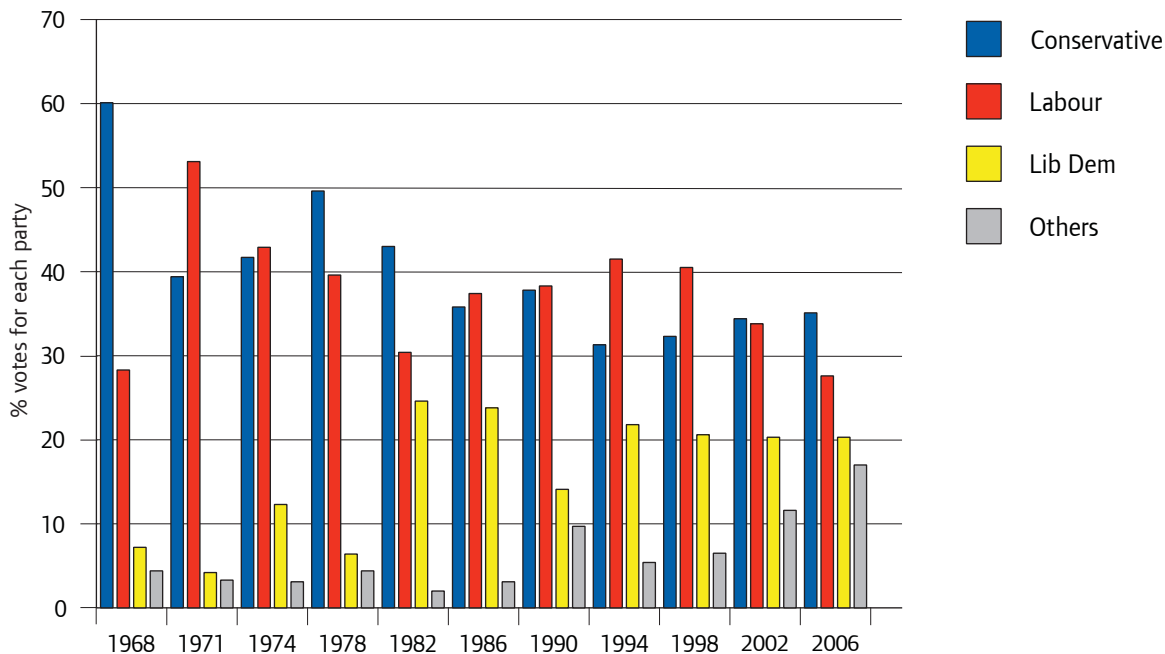
Following on from their poor showing in 2002, Labour was again the clear loser in 2006. The party saw its share of the vote drop by a further six percentage points bringing its overall loss since 1994 to more than 13 percentage points. Labour now trails the Conservatives both in terms of the popular vote and seats, having lost more than a third of the seats they held in 1994. Nonetheless they have still retained a greater proportion of seats in London than the Conservatives held in 2002. Labour now control seven councils outright, run Lewisham through the Labour directly-elected Mayor and Waltham Forest with the help of the Liberal Democrats, and the Conservatives run 14 with an overall majority. However they also have an interest in another five boroughs, running Merton with a minority administration, Brent, Camden and Southwark jointly with

Table 1 Votes cast and seats won, 1994 to 2006

	% votes cast						Councillors elected per 2,000 seats					
	1994	1998	2002	2006	94-06	02-06	1994	1998	2002	2006	94-06	02-06
Conservatives	31.3	32.3	34.4	35.1	+3.8	+0.7	541	561	702	844	+303	+142
Labour	41.5	40.5	33.8	27.6	-13.9	-6.2	1,089	1,095	931	736	-353	-195
Liberal Democrats	21.8	20.6	20.3	20.3	-1.5	0.0	337	314	332	341	+4	+9
Others	5.4	6.6	11.6	17.0	+11.6	+5.4	32	29	35	78	+46	+43

Note: Councillors elected are shown as a rate per 2,000 to bring the four elections onto the same basis.

Figure 1 Votes for major parties in London borough elections, 1968 to 2006



the Liberal Democrats, and Hounslow jointly with residents' groups. Besides the four boroughs noted above in which the Liberal Democrats share control, they run Islington with a minority administration.

The Liberal Democrats again made small gains in seats and slightly improved on their position of eight years earlier in 1998. Figure 1 confirms that the party (including the Liberal and Social Democrat Alliance during the 80s) has retained between 20 and 25 per cent of the vote in all but one of the last seven elections but has so far failed to break through to the point at which London is split equally three ways. Since 1986 when the Liberal Democrats first won control of a London borough, they had controlled seven different authorities (some with minority administrations). 2006 represents a notable success, since with joint and minority administrations, the party has an interest in the control of eight boroughs, only one fewer than Labour. The Liberal Democrats continue to hold Sutton, the one authority which has been won in all six contests.

Figure 1 differs from similar graphs included in earlier volumes in the introduction of a separate column for 'Others'. This reflects the increased success of the minor parties in recent London borough general elections. Their combined vote now approaches the total gained by the Liberal Democrats. Table 1 confirmed that this increasing interest has now been translated into seats. Close to double the percentage votes in 2002 over 1998 resulted in about

20 per cent more seats, but a further similar increase in percentage votes between 2002 and 2006, resulted in more than doubling the proportion of seats won. This may have been due in part to the geographic targeting of seats by two of the more successful minor parties (see below).

Figure 2 illustrates the changes in boroughs controlled by the major parties since the first London borough elections in 1964. The Conservatives' partial recovery in 2002 is confirmed and Londoners continue to be comfortable with no overall control – eight boroughs fall into this category, the same number as at the 1994 and 1998 elections, and two more than at 2002. The changes from the 2002 results are documented in Table 2. In 17 boroughs the same political party retained power or the borough remained in 'no overall control' (see the shaded areas in the table). The Conservatives enjoyed a net gain of six, and the Liberal Democrats remained at three, gaining Richmond from the Conservatives but losing Islington to 'no overall control'. With nine losses and only one gain, Labour clearly fared the worst, compounding their losses of 2002.

As indicated above, the smaller parties and single issue candidates have done rather better in 2006 than in previous elections, with a total of 74 seats, compared with 33 in 2002.

Residents lost some ground, retaining only 19 of the 25 seats they held in 2002 – principally in their stronghold of

Figure 2 Boroughs controlled by major parties, 1964 to 2006

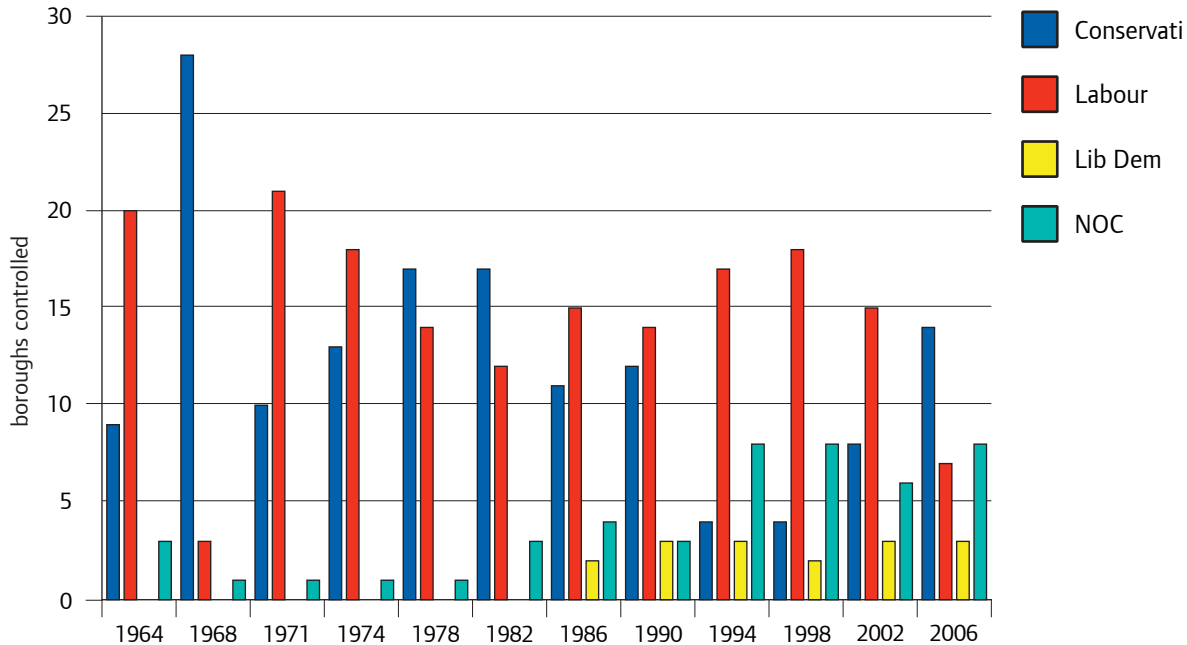


Table 2 Changes in political control following 2002 London borough elections

Read vertically for 2002 political control
Read horizontally for 2006 political control

	CON 2002	LAB 2002	LD 2002	NOC 2002
CON 2006	Barnet Bromley Enfield Kensington and Chelsea Redbridge Wandsworth City of Westminster	Bexley Croydon Ealing Hammersmith and Fulham		Harrow Havering Hillingdon
LAB 2006		Barking and Dagenham Greenwich Hackney Haringey Newham Tower Hamlets		Lambeth
LD 2006	Richmond upon Thames		Kingston upon Thames Sutton	
NOC 2006		Brent Camden Hounslow Lewisham Merton	Islington	Southwark Waltham Forest

Havering. However, as noted earlier, when these seats were added to those gained by other groups campaigning on similar issues, the total goes up to 29, the same figure as in 2002.

The Greens had won just two seats in 1998 and one in 2002. In 2006 they took 12 seats on the back of an improved share of the vote across London. They gained 4.6 per cent of the raw uncorrected vote, by far the biggest share achieved by any minor party in the last 20 years. Their success was spread across six boroughs, gaining more than one seat only in Camden (2) and Lewisham (6). This contrasts with the results of Respect and BNP (see below).

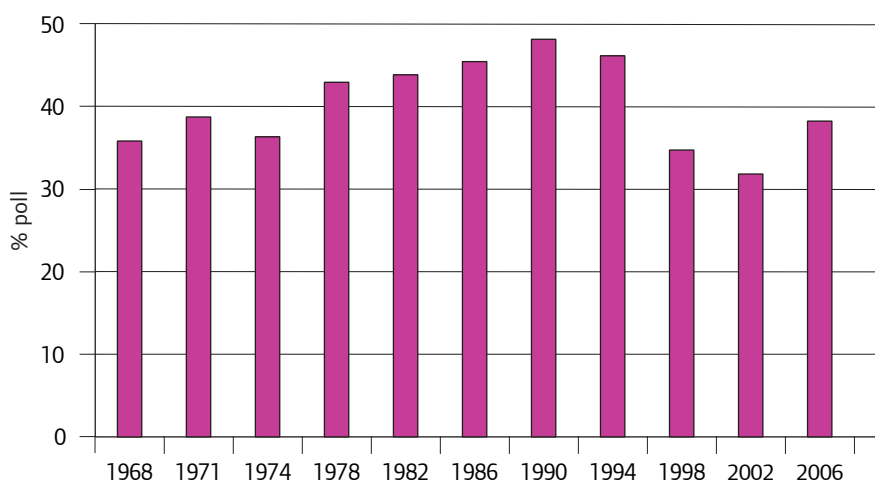
The British National Party first appeared in a local general election in London in 1990, and the 2006 elections saw the BNP take seats at a local general election for the first time. They achieved 14 seats, two more than the Greens, with only about a tenth of the Greens' vote, showing a much more focused approach in terms of where they fielded candidates. They may have gained even more seats had they put up more candidates in the wards where they had successes. The BNP gained most of their 14 seats in Barking

and Dagenham (12) with the other seats coming, one each, in the neighbouring East London boroughs of Havering and Redbridge.

The new Respect Party was the most successful of the minor parties. The party was taking part in a borough general election for the first time, but from this zero base, they won 15 seats. Like the BNP, their approach was geographically focused, but their vote was about three times that of the BNP. Again like the BNP, Respect enjoyed their greatest success in East London, winning seats in Newham (3) and Tower Hamlets (12).

Although efforts have been made to improve turnout, including experimenting with earlier voting, concern continues over the reduced levels of turnout at local elections. A number of special trials were carried out during the 2006 elections, but with limited effect. Details are shown on pages xxv and xxvi. Figure 3 shows the turnout at each of the last eleven London borough general elections. In 2002, the percentage poll dipped below 33 but the downward trend was reversed in 2006 with a London overall figure of 38.2 per cent.

Figure 3 % poll in London borough general elections, 1968 to 2006



Borough by borough summary

This section also appears in *The 2004 London Elections, GLA 2006*.

The most significant factor in the result in **Barking and Dagenham** was the success of the British National Party. Despite their winning more than a fifth of the available seats, due to the party not fielding a full slate it was unable to take all three seats in any ward. This masks the fact that the BNP was successful with 12 of their 13 candidates, and that 11 of the 12 were returned with the highest votes in their ward. In contrast the Liberal Democrats who had been in second place in 2002, fell right away to finish last with only a little more than 1 per cent of the vote. In fact, the party put up only four candidates but three were in the ward which they won in 2002.

The Conservatives consolidated their position in **Barnet** having lost control briefly in 1998. Labour lost share to all other parties.

Except for the exceptional election of 1968, the Conservatives had their best result in **Bexley** in 2006 in terms of seats won, and Labour their worst. The Liberal Democrats who had achieved around a quarter of the vote in three past elections saw their support reduced to less than 10 per cent.

Brent returned a hung council after eight years of Labour control. However, in this borough it was Liberal Democrat success which affected both Labour and Conservatives. They increased their vote by over 12 percentage points, resulting in an additional 18 seats. The changes came mostly in the South East of the borough where the Liberal Democrats picked up seats from both Labour and Conservatives, reflecting for the first time at local level, the party's recent success in Parliamentary elections in that area. It is noteworthy that the party holding the largest number of seats gained these from the third largest count of votes.

Eight years after losing control of **Bromley** for the only time, the Conservatives gained one of their biggest wins. The gains made by the Liberal Democrats in terms of seats during the 1990s were reversed, and the Labour Party, with four seats, had its worst result in the borough ever, including the 1968 election when they won five.

Labour lost **Camden** for the first time since 1968. With a relatively small loss of share of the vote (around five percentage points) but retaining the largest share, Labour lost almost half of their seats. The Liberal Democrats are

now the largest party with the Conservatives increasing their representation and the Greens taking their first seats at a local general election in Camden as well.

Over the 40 years since the London boroughs were established, **Croydon** has generally had Conservative administrations. However that did not hold true between 1994 and 2006, when the borough had a Labour council. The election of 2006 marked Croydon's return to previous patterns. A sharp drop of almost 20 percentage points in Labour's vote, led to the loss of five seats which was sufficient for the change in political control.

The first eight London borough elections resulted in four wins each for the Conservatives and Labour in **Ealing**. The next three elections, from 1994 to 2002, were all won by Labour. Thus, 2006 saw the Conservative's first success for 16 years. Despite increasing their share of the vote, the Liberal Democrats lost a seat overall. The theory espoused by some media pundits, that Ealing is a bell-wether borough for parliamentary general election results, appears to have some merit. There have been 11 such parliamentary elections since 1965, and in only one, that of 1987, was the winner not the same as the controlling party in Ealing at the time.

Enfield is another borough which over time has generally been Conservative controlled. In 2006, the Conservatives retained control but, against the trend elsewhere, with reduced representation and with a swing to Labour. This was, in part, due to the intervention of a group of residents pursuing a single issue. This group gained more than 6 per cent of the vote with nine candidates and won two seats in otherwise Conservative wards.

Labour have generally (except during 1968–71) controlled **Greenwich**. With that exception, 2006 saw them achieve their lowest number of seats although the smaller council (51 seats as against 60 or 62 before 2002) is a factor in this.

Hackney is another borough traditionally controlled by Labour. The party failed to win a majority in 1968 and 1998. In the second of these elections the Liberal Democrats gained their best ever result with 17 seats and the Conservatives had their best return (12 seats) other than in 1968. In 2006, the Greens won a seat (their first other than two in 1998). Hackney is one of three London boroughs which have a directly elected mayor. The Labour mayor was returned with 47 per cent of the first choice votes and 73 per cent after the second round (see below).

Until now, 1968 and 1978 were the only years in which Labour failed to gain an overall majority in **Hammersmith and Fulham**. The results of 1968 can be seen as abnormal, and with this exception, 2006 was the first time that the Conservatives achieved a majority. The size of the majority (20 seats) is therefore notable.

Labour have only failed to win **Haringey** on one occasion – in 1968. The Conservatives failed to win a seat for the first time in 2002 and the party's reduced share of the vote ensured no Conservative seats at this election in 2006. The Liberal Democrats have steadily increased their share of the vote since 1990 to the point where they are running a close second to Labour with 27 of the 57 seats. The geographical split in representation is very clear from the map.

Harrow is another borough where the Conservatives have generally, but not always, been the largest party. The Conservatives took over from Labour which had been the largest party in both 1998 and 2002. The Liberal Democrats' strong showing in terms of seats through the 1980s and 1990s has almost vanished, although their vote recovered from the local disaster of 2002 when many of their nominations were rejected prior to the election.

Havering has long been the stronghold of residents' members in London. Their total of 16 seats in 2006 was lower than their showing in any election since 1990 but higher than in any election prior to that. The Conservatives have their first majority administration since 1986. No single party had achieved a majority in the interim. Havering was one of the East London boroughs which returned a BNP councillor, one of only two BNP candidates who stood in the borough.

In only two elections between 1986 and 2002 were there clear winners in **Hillingdon**, and in one of these (1990) the Conservatives and Labour were left on 35 and 34 respectively. The 2006 election resulted in a clear victor – the Conservatives. Despite increasing their raw vote total and share, the Liberal Democrats emerged with five seats fewer than in 2002.

With the single exception of 1968-71, **Hounslow** has consistently returned a Labour council. In the 2006 election, Labour remained the largest party but short of a majority by some distance. The Conservatives picked up eight additional seats while increasing their share of the vote by less than one percentage point. Groups of residents have achieved more success in recent years with eight seats falling to candidates not aligned to major parties in 2006.

In **Islington**, the gradual increase in the number of Liberal Democrats seats over the past 16 years has been checked. In 1998 the council was equally divided between the party and Labour but in 2002, the party achieved a majority for the first time. In 2006, they remained the largest party but the Greens' single seat prevented another equal share with Labour. The Labour Party gained the largest proportion of raw votes in Islington for the first time since 1994.

It can be argued that **Kensington and Chelsea** has been the most constant of the London boroughs. It was more than twenty years since a ward changed politically other than through boundary alterations. The loss of St Charles ward by Labour in 2006 is thus an event of some note although it was the most vulnerable (in terms of swing required) of Labour's wards in the borough.

The Liberal Democrats held an absolute majority in **Kingston upon Thames** for the third time in the last four elections. This was despite the party's vote being reduced substantially in 2006 to finish below that of the Conservatives.

Lambeth was one of the few London boroughs which saw little or no reduction in the Labour vote. The Liberal Democrats' vote in 2006 fell away to close to its 1998 level and their presence on the council was reduced accordingly, but the other parties failed to capitalise on this and despite their standstill in terms of vote share, Labour were the beneficiaries. The Greens gained one of their 12 seats in Lambeth.

Lewisham returned their directly-elected Labour mayor for a second term. He gained 38 per cent of the first vote with the Liberal Democrat candidate second, and 57 per cent of the second round vote (see below). In the council election, Labour failed to gain an overall majority for the first time since 1968. Their share dropped by more than 12 per cent from the 2002 figure and their seat count was down by 19. The Liberal Democrats had their best result by a large margin with 17 seats against their previous best of four. The Greens took six seats, improving on their 2002 showing of one, and their best result in London, and the Socialist Alternative gained two seats, doubling their 2002 tally.

Merton returned a hung council for the first time since 1964. The Conservatives were the largest party for the first time since 1986 when they held a narrow one seat overall majority. Residents have held seats on Merton Council for much of the borough's existence. Merton is another borough which shows a marked geographical split in political support.

Not since 1982-86 have there been as many members in opposition to Labour on **Newham** Council, and one has to go back a further eight years to find an opposition of greater than six. Even so, Labour's share of the raw vote fell by almost 20 percentage points from 2002, and the Respect Party, in their first outing in the borough general elections, took more than a quarter of the vote to return three councillors having contested all 60 seats. The Christian People's Alliance held their seat from 2002 and added the remaining two seats from the same ward. These three seats remained the party's only successes in London. Newham was one of the three London boroughs which elected their mayor directly. Newham's Labour mayor was returned with 48 per cent of the first votes, with the Respect candidate second, and 68 per cent at the second stage (see below).

Redbridge had experienced a Labour (minority) administration for the first time in 1994 and again in 1998. Otherwise, the Conservatives have run the borough throughout its existence, winning again in 2006. The BNP won one of their seats in Hainault ward, having put up three candidates across the borough.

The Liberal Democrats had formed the administration in **Richmond upon Thames** from 1986 until 2002 without a break. The Conservatives won the borough back at the 2002 election, but 2006 saw the Liberal Democrats returned to power. Labour have won seats in only five of the 12 London borough general elections, and no other party or grouping has won a seat since the first ever election of 1964.

Although the Liberal Democrats have done well in terms of seats in **Southwark** since 1986 (and since 1982 in terms of votes when they gained almost a quarter of the votes with no success in seats), it was only in 2002 that they exceeded Labour's total of seats and votes. The 2006 results saw the party resuming second place in votes but holding the same number of seats as Labour. Southwark was one of the few London boroughs where Labour's vote increased over 2002. For only the second election ever, a seat fell to someone outside the three major parties, with the Greens taking a seat in South Camberwell.

The Liberal Democrats have held power in **Sutton** since 1986. 2006 was the party's worst result in seats since 1990 but they retained their majority. The Conservatives increased their share of the vote by more than six percentage points which gave them an additional 14 seats. The Labour Party failed to gain a seat for the first time.

The story of the 2006 election in **Tower Hamlets** centres on the Respect Party. They gained 12 seats, by some distance their best performance in London, contesting 48

of the 51 seats in the borough. The Labour Party lost more than a quarter of their share of the vote and came close to losing their majority in the council for the first time since the Liberal Democrats controlled the borough for eight years from 1986 to 1994. That party's support has fallen away with their worst result (in terms of seats) in the borough since 1974. The Conservatives won their first ever seats in Tower Hamlets. Even in 1968, they failed to win a single seat. The major demographic shifts which have taken place recently in Docklands may be a factor in this change.

The Liberal Democrats strengthened their position in **Waltham Forest** at the expense of both the other major parties. The Greens and Respect both made advances but not to the extent of winning seats.

The Conservatives had their best ever result in terms of seats won in **Wandsworth**. It is now almost 30 years since Labour held this borough which until then had been widely regarded as part of their natural heartland. This is the first election in which they won fewer than ten seats. With the single exception of one in 1982, no other party has won any seat in the borough.

The Conservatives and Labour maintained the status quo in seats in the **City of Westminster**. With the Conservatives retaining an almost identical share of the raw vote, Labour lost around five percentage points with the Liberal Democrats benefiting, but not sufficiently to gain seats.

Directly elected mayors

The Local Government Act, 2000, changed the way local authorities in England and Wales are run. Most authorities now operate under one of three patterns of 'executive arrangement': a directly elected mayor and cabinet, a directly elected mayor and council manager, or a leader (chosen from the elected councillors in the traditional way) and cabinet. Six London boroughs held referenda during 2001 and 2002: Ealing, Hackney, Harrow, Lewisham, Newham and Southwark. Three of the referenda, in Hackney, Lewisham and Newham, resulted in 'yes' votes and these three boroughs have now held their second mayoral elections, the results of which are to be found in table 3, with summary voting statistics in table 4. The results of the referenda and of the first mayoral elections in 2002 were reported in *London Borough Council Elections 2 May 2002, GLA 2003*.

The mayoral elections are summarised on page xxiv. All three elections attracted slightly lower polls than in the borough councillor elections but all three turnouts were substantially

Table 3 Mayoral elections - results

Borough/candidate	Party	First preference vote		Second preference vote	Total vote	
		Number	% vote		Number	% vote
Hackney						
Pipe, Jules	LAB	20,830	46.9	3,403	24,233	73.4
Boff, Andrew	CON	7,454	16.8	1,331	8,785	26.5
Penhaligon, Matthew	LD	4,882	11.0
Bone, Mima	GRE	4,683	10.5
Peters, Hettie V.	IND	2,907	6.5
Ryan, Dean R.	R	2,800	6.3
Goldman, Monty	COMB	896	2.0
Total vote		44,452	100.0	4,734	33,018	100.0
Lewisham						
Bullock, Steve	LAB	22,155	37.7	2,974	25,129	57.1
Maines, Christopher S.	LD	12,398	21.1	6,491	18,889	42.9
Cleverly, James S.	CON	10,790	18.4
Keogh, Michael J.J.	GRE	7,168	12.2
Hamilton, John N.	IND	4,823	8.2
Mani, Sinna	LPA	1,366	2.3
Total vote		58,700	100.0	9,465	44,018	100.0
Newham						
Wales, Robin	LAB	28,655	47.9	5,406	34,061	68.2
Jafar, Abdurahman	R	12,898	21.6	2,983	15,881	31.8
Choudhury, Reza A.S.	CON	8,822	14.7
Craig, Alan	CPA	6,559	11.0
Hussain, Anwar	LD	2,886	4.8
Total vote		59,820	100.0	8,389	49,942	100.0

Note: For party codes see page xxxii.

Table 4 Mayoral elections - voting statistics

Borough	Electorate	Ballot papers included in the count	% poll	Rejected ballot papers - first preference					Total	Rejected 2nd pref.
				Lacking official mark	More votes than entitled	Marked for identification	Un-marked wholly void	Rejected		
Hackney	135,486	46,321	34.2	12	1,382	0	475	1,869	3,212	
Lewisham *	177,942	60,186	33.8	0	968	4	514	1,486	2,947	
Newham †	187,702	64,699	34.5	0	372	3	4,406	4,781	..	

* The number of rejected second preference votes was taken from Electoral Commission data.

† There were 3,957 voters who placed two 'X' marks on the paper instead of the choices '1' and '2'. The figures given result in 59,918 valid first preference votes, but the official number of votes counted was 59,820.

higher than the equivalent elections in 2002. All three returned the respective sitting Labour Party candidate. In the cases of Hackney and Newham, this mirrored the results of the general elections of councillors. In Lewisham the Labour Party lost its majority of seats with a net loss of 19 seats over 2002. However, it remained the largest group and this, together with the return of Steve Bullock as Mayor, ensured the administration remained in the hands of Labour.

Steve Bullock and Robin Wales both received lower levels of support in first preference votes than in 2002, the latter, unlike in the previous election, needing to go to second preferences before being declared the winner. The contest in Lewisham was the closest, with Steve Bullock receiving under a third of the second preference votes used, the first time in London that a winner in a mayoral election gained fewer second preference votes than the runner up. Jules Pipe in Hackney was the only sitting candidate to improve his showing in first preference votes over 2002, but he too secured a lower share of second preferences.

Despite the increasing use of multi-stage elections in London, the electorate continue to show confusion, as is indicated by the large numbers of rejections. The very diverse and highly mobile populations in the three boroughs may be a factor.

Local electoral pilot schemes

At the May 2006 elections, 15 pilot schemes took place in 21 local authority areas across England. Five took place in London and these schemes are listed below with summaries of the Electoral Commission's findings.

Brent - Use of postal voting statement bearing only the voter's signature; use of a barcode on postal ballot materials to assist the creation of a marked register of postal voters; use of a watermark to replace the stamped perforation of ballot papers; and recording of elector numbers on a separate list of ballot paper numbers rather than on a counterfoil.

The postal voting statement did not appear to facilitate voting as the proportion of rejected postal votes increased rather than decreased compared with 2002, and the Electoral Commission found no other discernible impact. Voters seem to have found the piloted procedures easy to use, although a relatively small but significant proportion of postal ballot papers was rejected due to a missing or incomplete postal voting statement. There was no evidence that the procedures led to an increase in malpractice. The pilots needed no additional expenditure but the fully automated production and despatch of postal votes freed up administrative staff time.

Harrow - same scheme as Brent:

Use of postal voting statement bearing only the voter's signature; use of a barcode on postal ballot materials to assist the creation of a marked register of postal voters; use of a watermark to replace the stamped perforation of ballot papers; and recording of elector numbers on a separate list of ballot paper numbers rather than on a counterfoil.

The postal voting statement did not appear to facilitate voting as the proportion of rejected postal votes increased rather than decreased compared with 2005, and the Electoral Commission found no other discernible impact. The vast majority of voters appear to have found procedures at polling stations easy to understand, but the increased number of rejected postal ballot papers suggests that a significant minority of postal voters experienced problems completing the postal voting statement or did not understand the necessity to sign it. The Electoral Commission have not been made aware of any allegations of fraud or malpractice arising from the pilot scheme. The costs of running the pilot scheme were broadly equivalent to the costs of a standard system, but there were modest savings arising from the automated loading of postal ballot papers and significant savings in staff time.

Lewisham - Early voting at three locations; requirement for a voter's signature before issue of a ballot paper; ballot paper changes to facilitate electronic counting and to reduce the number of rejected ballot papers in the mayoral election; and electronic counting of votes. The borough also trialed postal vote tracking at its own expense.

The early voting facilitated voting for a small proportion of voters (around 2 per cent) and about a quarter of these voters took advantage of the facility allowing them to use any of the three locations. Electronic counting provided a fast and accurate count, particularly in the second preference count in the mayoral election. Only one voter refused to provide a signature leading to their not being issued with a ballot paper. 10 per cent of those using postal voting, made use of the tracking service on the web site, but the Electoral Commission had reservations about accessibility. The early voting facility had a small positive impact on turnout.

Newham - Early mobile voting in care homes for the elderly; automated security check of postal voting statements to test the validity of signatures; and changes to the design of ballot papers and election stationery.

The early mobile voting benefitted a small number of electors who would otherwise have had difficulty in voting. The redesigned ballot paper successfully reduced rejection

due to over-voting but failed to prevent electors using 'X' marks instead of numbers to indicate their preferences. Only 1.3 per cent of returned applications for postal votes required clarification after checking. Over 2 per cent of returned postal ballots were rejected as having an invalid signature. The Commission has no evidence to suggest that the pilot schemes led to an increase in fraud and malpractice.

City of Westminster - Electronic counting of votes including enhanced mark recognition; and early voting for military personnel and their families.

Electronic counting had a significant effect on the time taken to conduct the count, and the enhanced mark recognition increased the integrity of the count.

London Assembly constituency comparisons

This analysis simulates the results which would have been obtained in a first-past-the-post contest in the GLA Constituencies using results from each set of all-London elections during the last 15 years.

The 2001 parliamentary general elections in London used four parliamentary constituencies which straddled the Greater London boundary. The 2001 figures ignore the small parts of Kingston and Surbiton, and Sutton and Cheam constituencies which lay outside the boundary, and similarly ignore Esher and Walton, and Epsom and Ewell constituencies which have not been used despite their including small parts of Greater London. Since the City of London does not take part in the borough elections (being constituted on a different basis), these results were estimated, based on St James's ward in the City of Westminster.

Six of the 14 constituencies maintained a consistent political complexion throughout the period – four Labour, in the North Eastern and inner South Eastern sectors, and two Conservative, in the outer South East. Enfield and Haringey

could be regarded as joining this group now, since it has been 'held' by Labour in each of the last nine elections (the Conservatives took the constituency only in the 1992 parliamentary election).

The remaining seven constituencies can be seen to fall into two groups. The first consists of two constituencies, Havering and Redbridge and West Central. The Conservatives 'won' each of the last four elections, following a 4:2 share of 'wins' with the Labour Party in the first six elections – with Labour winning four in Havering and Redbridge, and the Conservatives four in West Central.

The final group contains the remaining five constituencies which were all 'taken' by the Conservatives in the 2004 GLA and 2006 borough elections. The Labour Party 'won' the 2005 parliamentary election in Barnet and Camden, Brent and Harrow, Ealing and Hillingdon, and Merton and Wandsworth, and the Liberal Democrats 'won' the same election in the South West.

For London overall, in terms of votes, each of the two largest parties 'won' on five occasions. In one election, the 2002 London borough elections, the Conservatives and Labour would each have 'won' seven constituency seats. The highest percentage vote to any party was the 49.5 per cent gained by the Labour Party in the 1997 parliamentary election and the lowest by one of the two principal parties was Labour's 24.7 per cent in the 2004 GLA election. The Liberal Democrats 'won' a single seat (the South West) on just three occasions: the 1994 borough elections, and the 2001 and 2005 parliamentary elections. Their highest percentage vote was 22.0 per cent in the 1994 borough elections, and their lowest, 14.6 per cent in the 1997 parliamentary elections.

Table 5 London Assembly constituency comparisons from recent elections

Election	Votes				% share of vote				Elected
	CON	LAB	LD	Others	CON	LAB	LD	Others	
Barnet and Camden Assembly constituency									
1992 parliamentary	116,952	89,681	31,814	4,350	48.2	36.9	13.1	1.8	CON
1994 London borough	47,120	64,973	29,102	9,976	31.2	43.0	19.3	6.6	LAB
1997 parliamentary	78,631	118,127	27,457	7,728	33.9	50.9	11.8	3.3	LAB
1998 London borough	42,170	53,038	24,421	8,681	32.9	41.3	19.0	6.8	LAB
2000 GLA Assembly	41,583	41,032	22,295	21,452	32.9	32.5	17.6	17.0	CON
2001 parliamentary	64,189	92,009	28,611	8,709	33.2	47.5	14.8	4.5	LAB
2002 London borough	43,665	42,279	24,080	15,660	34.7	33.6	19.2	12.5	CON
2004 GLA Assembly	47,640	36,121	23,603	27,670	35.3	26.7	17.5	20.5	CON
2005 parliamentary	69,755	79,339	40,147	10,725	34.9	39.7	20.1	5.4	LAB
2006 London borough	53,201	39,937	32,227	20,336	36.5	27.4	22.1	14.0	CON
Bexley and Bromley Assembly constituency									
1992 parliamentary	180,667	71,504	64,031	5,014	56.2	22.3	19.9	1.6	CON
1994 London borough	73,465	50,932	59,046	3,071	39.4	27.3	31.7	1.6	CON
1997 parliamentary	119,044	95,726	59,878	16,403	40.9	32.9	20.6	5.6	CON
1998 London borough	63,606	39,924	42,318	1,411	43.2	27.1	28.7	1.0	CON
2000 GLA Assembly	64,879	30,320	29,710	12,527	47.2	22.1	21.6	9.1	CON
2001 parliamentary	104,235	77,547	49,862	8,485	43.4	32.3	20.8	3.5	CON
2002 London borough	67,299	31,504	36,294	9,273	46.6	21.8	25.1	6.4	CON
2004 GLA Assembly	64,246	24,848	29,992	39,842	40.4	15.6	18.9	25.1	CON
2005 parliamentary	119,103	67,111	56,375	14,125	46.4	26.1	22.0	5.5	CON
2006 London borough	87,332	28,909	32,226	17,635	52.6	17.4	19.4	10.6	CON
Brent and Harrow Assembly constituency									
1992 parliamentary	108,527	84,868	28,303	4,496	48.0	37.5	12.5	2.0	CON
1994 London borough	55,952	50,828	35,094	4,375	38.3	34.8	24.0	3.0	CON
1997 parliamentary	69,439	120,005	21,349	6,638	31.9	55.2	9.8	3.1	LAB
1998 London borough	39,899	50,840	22,421	4,215	34.0	43.3	19.1	3.6	LAB
2000 GLA Assembly	32,295	36,675	17,161	11,302	33.1	37.6	17.6	11.6	LAB
2001 parliamentary	51,278	109,190	22,025	3,800	27.5	58.6	11.8	2.0	LAB
2002 London borough	42,692	44,836	10,874	6,927	40.5	42.6	10.3	6.6	LAB
2004 GLA Assembly	39,900	35,214	20,782	21,494	34.0	30.0	17.7	18.3	CON
2005 parliamentary	56,442	90,716	42,546	5,392	28.9	46.5	21.8	2.8	LAB
2006 London borough	49,287	43,665	31,251	9,825	36.8	32.6	23.3	7.3	CON
City and East London Assembly constituency									
1992 parliamentary	74,907	133,123	40,013	4,274	29.7	52.8	15.9	1.7	LAB
1994 London borough	16,491	93,030	31,287	20,397	10.2	57.7	19.4	12.7	LAB
1997 parliamentary	41,781	142,021	20,831	25,744	18.1	61.6	9.0	11.2	LAB
1998 London borough	15,714	65,198	20,975	14,311	13.5	56.1	18.1	12.3	LAB
2000 GLA Assembly	19,266	45,387	18,300	15,847	19.5	45.9	18.5	16.0	LAB
2001 parliamentary	41,203	119,915	20,191	13,162	21.2	61.7	10.4	6.8	LAB
2002 London borough	20,830	57,387	21,117	21,857	17.2	47.4	17.4	18.0	LAB
2004 GLA Assembly	23,749	38,085	18,255	50,820	18.1	29.1	13.9	38.8	LAB
2005 parliamentary	37,717	97,775	24,908	55,809	17.4	45.2	11.5	25.8	LAB
2006 London borough	29,260	66,987	13,695	66,537	16.6	38.0	7.8	37.7	LAB

Note: The highest vote and highest share in each election are shown in bold.

Election	Votes				% share of vote				Elected
	CON	LAB	LD	Others	CON	LAB	LD	Others	
Croydon and Sutton Assembly constituency									
1992 parliamentary	149,695	68,810	60,127	1,699	53.4	24.5	21.4	0.6	CON
1994 London borough	59,910	50,910	51,387	6,012	35.6	30.3	30.5	3.6	CON
1997 parliamentary	95,503	90,668	59,977	11,928	37.0	35.1	23.2	4.6	CON
1998 London borough	51,746	39,760	35,033	3,216	39.9	30.6	27.0	2.5	CON
2000 GLA Assembly	48,421	29,514	30,614	10,707	40.6	24.7	25.7	9.0	CON
2001 parliamentary	78,412	74,458	55,453	4,856	36.8	34.9	26.0	2.3	CON
2002 London borough	54,932	37,808	33,748	6,266	41.4	28.5	25.4	4.7	CON
2004 GLA Assembly	52,330	25,861	28,636	28,720	38.6	19.1	21.1	21.2	CON
2005 parliamentary	88,172	67,596	61,118	9,808	38.9	29.8	27.0	4.3	CON
2006 London borough	70,530	31,493	38,932	20,695	43.6	19.5	24.1	12.8	CON
Ealing and Hillingdon Assembly constituency									
1992 parliamentary	140,426	100,369	32,985	8,150	49.8	35.6	11.7	2.9	CON
1994 London borough	71,236	84,944	22,997	4,201	38.8	46.3	12.5	2.3	LAB
1997 parliamentary	93,453	134,961	27,900	10,786	35.0	50.5	10.4	4.0	LAB
1998 London borough	50,046	57,897	19,015	5,986	37.6	43.5	14.3	4.5	LAB
2000 GLA Assembly	44,850	38,038	22,177	14,765	37.4	31.7	18.5	12.3	CON
2001 parliamentary	69,080	104,959	26,018	17,198	31.8	48.3	12.0	7.9	LAB
2002 London borough	46,492	53,086	22,204	10,983	35.0	40.0	16.7	8.3	LAB
2004 GLA Assembly	45,230	34,214	23,440	36,631	32.4	24.5	16.8	26.3	CON
2005 parliamentary	74,706	91,970	44,461	12,933	33.3	41.0	19.8	5.8	LAB
2006 London borough	63,697	43,867	29,080	14,023	42.3	29.1	19.3	9.3	CON
Enfield and Haringey Assembly constituency									
1992 parliamentary	113,439	105,016	27,496	3,857	45.4	42.0	11.0	1.5	CON
1994 London borough	48,031	76,434	19,794	7,080	31.7	50.5	13.1	4.7	LAB
1997 parliamentary	67,234	129,660	21,935	9,402	29.5	56.8	9.6	4.1	LAB
1998 London borough	33,522	55,203	15,786	7,084	30.0	49.5	14.1	6.3	LAB
2000 GLA Assembly	31,207	34,509	14,319	27,013	29.2	32.2	13.4	25.2	LAB
2001 parliamentary	53,809	103,380	23,089	10,391	28.2	54.2	12.1	5.4	LAB
2002 London borough	41,241	42,584	19,533	11,014	36.1	37.2	17.1	9.6	LAB
2004 GLA Assembly	32,381	33,955	19,720	30,182	27.9	29.2	17.0	26.0	LAB
2005 parliamentary	55,638	90,054	39,349	11,615	28.3	45.8	20.0	5.9	LAB
2006 London borough	39,699	42,461	27,617	29,585	28.5	30.5	19.8	21.2	LAB
Greenwich and Lewisham Assembly constituency									
1992 parliamentary	79,043	112,473	44,009	1,509	33.3	47.5	18.6	0.6	LAB
1994 London borough	31,051	78,205	22,959	7,190	22.3	56.1	16.5	5.2	LAB
1997 parliamentary	46,037	130,522	22,255	11,033	21.9	62.2	10.6	5.3	LAB
1998 London borough	24,621	56,895	13,127	6,656	24.3	56.2	13.0	6.6	LAB
2000 GLA Assembly	22,401	40,386	16,290	15,820	23.6	42.6	17.2	16.7	LAB
2001 parliamentary	38,774	100,588	23,454	8,956	22.6	58.6	13.7	5.2	LAB
2002 London borough	22,054	44,971	20,378	18,114	20.9	42.6	19.3	17.2	LAB
2004 GLA Assembly	22,168	36,251	19,183	31,169	20.4	33.3	17.6	28.7	LAB
2005 parliamentary	41,205	90,435	34,029	16,618	22.6	49.6	18.7	9.1	LAB
2006 London borough	25,113	38,670	22,573	22,502	23.1	35.5	20.7	20.7	LAB

Note: The highest vote and highest share in each election are shown in bold.

Election	Votes				% share of vote				Elected
	CON	LAB	LD	Others	CON	LAB	LD	Others	
Havering and Redbridge Assembly constituency									
1992 parliamentary	148,322	87,259	34,262	3,179	54.3	32.0	12.5	1.2	CON
1994 London borough	51,516	64,083	26,499	15,359	32.7	40.7	16.8	9.8	LAB
1997 parliamentary	95,790	119,315	22,380	10,838	38.6	48.0	9.0	4.4	LAB
1998 London borough	41,031	46,154	15,700	18,710	33.7	38.0	12.9	15.4	LAB
2000 GLA Assembly	40,919	32,650	14,028	21,378	37.5	30.0	12.9	19.6	CON
2001 parliamentary	82,521	94,824	21,177	6,114	40.3	46.3	10.3	3.0	LAB
2002 London borough	57,288	42,234	16,641	29,150	39.4	29.1	11.5	20.1	CON
2004 GLA Assembly	44,723	28,017	13,646	42,961	34.6	21.7	10.5	33.2	CON
2005 parliamentary	92,231	81,231	27,726	12,477	43.2	38.0	13.0	5.8	CON
2006 London borough	53,876	31,375	15,254	39,838	38.4	22.4	10.9	28.4	CON
Lambeth and Southwark Assembly constituency									
1992 parliamentary	65,421	107,225	43,343	4,027	29.7	48.7	19.7	1.8	LAB
1994 London borough	27,233	55,656	49,524	6,513	19.6	40.1	35.6	4.7	LAB
1997 parliamentary	32,856	117,086	40,287	8,504	16.5	58.9	20.3	4.3	LAB
1998 London borough	17,843	49,709	36,322	10,833	15.6	43.3	31.7	9.4	LAB
2000 GLA Assembly	19,238	37,985	22,492	21,270	19.1	37.6	22.3	21.1	LAB
2001 parliamentary	25,357	90,610	43,637	10,998	14.9	53.1	25.6	6.4	LAB
2002 London borough	15,242	38,116	36,401	14,550	14.6	36.5	34.9	13.9	LAB
2004 GLA Assembly	17,380	36,280	30,805	29,872	15.2	31.7	26.9	26.1	LAB
2005 parliamentary	29,436	89,154	54,827	13,490	15.7	47.7	29.3	7.2	LAB
2006 London borough	21,313	48,047	37,825	22,377	16.5	37.1	29.2	17.3	LAB
Merton and Wandsworth Assembly constituency									
1992 parliamentary	122,213	97,518	27,368	5,526	48.4	38.6	10.8	2.2	CON
1994 London borough	65,817	67,605	18,185	11,120	40.4	41.5	11.2	6.8	LAB
1997 parliamentary	80,227	120,305	24,187	9,068	34.3	51.5	10.3	3.9	LAB
1998 London borough	55,798	49,008	15,132	8,744	43.4	38.1	11.8	6.8	CON
2000 GLA Assembly	45,308	32,438	12,496	24,373	39.5	28.3	10.9	21.3	CON
2001 parliamentary	60,730	96,483	23,865	6,641	32.4	51.4	12.7	3.5	LAB
2002 London borough	49,338	37,562	14,621	15,299	42.2	32.2	12.5	13.1	CON
2004 GLA Assembly	48,295	31,417	17,864	26,803	38.8	25.3	14.4	21.5	CON
2005 parliamentary	72,251	86,288	33,532	10,392	35.7	42.6	16.6	5.1	LAB
2006 London borough	64,478	37,597	17,494	19,506	46.4	27.0	12.6	14.0	CON
North East Assembly constituency									
1992 parliamentary	84,974	128,056	44,364	6,360	32.2	48.6	16.8	2.4	LAB
1994 London borough	33,049	79,906	45,007	12,010	19.4	47.0	26.5	7.1	LAB
1997 parliamentary	46,611	145,106	35,582	11,771	19.5	60.7	14.9	4.9	LAB
1998 London borough	23,671	56,484	44,654	12,988	17.2	41.0	32.4	9.4	LAB
2000 GLA Assembly	20,975	42,459	24,856	29,296	17.8	36.1	21.1	24.9	LAB
2001 parliamentary	40,215	116,635	35,589	13,091	19.6	56.7	17.3	6.4	LAB
2002 London borough	24,010	51,684	38,242	27,206	17.0	36.6	27.1	19.3	LAB
2004 GLA Assembly	23,264	37,380	24,042	43,979	18.1	29.1	18.7	34.2	LAB
2005 parliamentary	44,191	95,627	55,506	16,467	20.9	45.2	26.2	7.8	LAB
2006 London borough	28,147	52,069	38,787	30,607	18.8	34.8	25.9	20.5	LAB

Note: The highest vote and highest share in each election are shown in bold.

Election	Votes				% share of vote				Elected
	CON	LAB	LD	Others	CON	LAB	LD	Others	
South West Assembly constituency									
1992 parliamentary	139,823	72,009	72,417	3,108	48.7	25.1	25.2	1.1	CON
1994 London borough	58,144	58,104	62,474	3,855	31.8	31.8	34.2	2.1	LD
1997 parliamentary	95,141	89,133	80,918	8,226	34.8	32.6	29.6	3.0	CON
1998 London borough	48,998	46,476	45,508	6,512	33.2	31.5	30.9	4.4	CON
2000 GLA Assembly	48,248	31,065	41,189	15,745	35.4	22.8	30.2	11.6	CON
2001 parliamentary	70,729	61,423	88,297	8,382	30.9	26.8	38.6	3.7	LD
2002 London borough	51,148	29,899	45,203	15,556	36.1	21.1	31.9	11.0	CON
2004 GLA Assembly	48,858	25,225	44,791	29,136	33.0	17.0	30.3	19.7	CON
2005 parliamentary	78,281	53,259	92,758	11,929	33.1	22.5	39.3	5.0	LD
2006 London borough	63,841	26,693	59,087	26,568	36.6	15.3	33.9	15.2	CON
West Central Assembly constituency									
1992 parliamentary	106,160	74,545	21,900	5,198	51.1	35.9	10.5	2.5	CON
1994 London borough	58,412	51,947	17,164	2,906	44.8	39.8	13.2	2.2	CON
1997 parliamentary	74,335	90,694	20,575	8,057	38.4	46.8	10.6	4.2	LAB
1998 London borough	50,449	41,270	13,016	1,540	47.5	38.8	12.2	1.4	CON
2000 GLA Assembly	47,117	28,838	14,071	16,574	44.2	27.1	13.2	15.5	CON
2001 parliamentary	61,219	64,848	21,620	8,072	39.3	41.6	13.9	5.2	LAB
2002 London borough	51,705	32,790	14,611	2,445	50.9	32.3	14.4	2.4	CON
2004 GLA Assembly	51,884	21,940	17,478	24,799	44.7	18.9	15.1	21.4	CON
2005 parliamentary	72,838	56,032	31,052	10,541	42.7	32.9	18.2	6.2	CON
2006 London borough	63,863	29,622	17,027	5,392	55.1	25.6	14.7	4.7	CON
London total									
1992 parliamentary	1,630,569	1,332,456	572,432	60,747	45.3	37.1	15.9	1.7	CON
1994 London borough	697,427	927,557	490,519	114,065	31.3	41.6	22.0	5.1	LAB
1997 parliamentary	1,036,082	1,643,329	485,511	156,126	31.2	49.5	14.6	4.7	LAB
1998 London borough	559,114	707,856	363,428	113,405	32.1	40.6	20.8	6.5	LAB
2000 GLA Assembly	526,707	501,296	299,998	258,069	33.2	31.6	18.9	16.3	CON
2001 parliamentary	841,751	1,306,869	482,888	128,855	30.5	47.3	17.5	4.7	LAB
2002 London borough	587,936	586,740	353,947	204,300	33.9	33.9	20.4	11.8	CON
2004 GLA Assembly	562,048	444,808	332,237	464,078	31.2	24.7	18.4	25.7	CON
2005 parliamentary	931,966	1,136,587	638,333	212,321	31.9	38.9	21.9	7.3	LAB
2006 London borough	713,635	561,392	413,073	345,426	35.1	27.6	20.3	17.0	CON
Seats (FPTP)									
	CON	LAB	LD	Others					
1992 parliamentary	10	4	0	0					
1994 London borough	4	9	1	0					
1997 parliamentary	3	11	0	0					
1998 London borough	5	9	0	0					
2000 GLA Assembly	8	6	0	0					
2001 parliamentary	2	11	1	0					
2002 London borough	7	7	0	0					
2004 GLA Assembly	9	5	0	0					
2005 parliamentary	4	9	1	0					
2006 London borough	9	5	0	0					

Note: The highest vote and highest share in each election are shown in bold.

Technical notes

The London Borough Councils

The London boroughs were constituted under the London Government Act, 1963 and the first elections to the new councils were held on 7 May 1964. Prior to 1976, councillors were elected at general elections held every three years but as a result of an order made under the Local Government Act, 1972, the term of office of members of London borough councils was increased to four years. Before 1978 each council included aldermen, to a maximum of one sixth of the councillors, elected by the councillors from among themselves or from persons qualified to be councillors. Under the Local Government Act, 1972, the office of alderman of a London borough council ceased to exist after the 1978 elections. The mayor of each borough is elected annually by each council from among the councillors, with the following exception: under the Local Government Act, 2000, a council proposing a directly elected mayor must carry out a referendum on its proposals, the result of which is binding on the local authority (see the commentary on directly elected mayors in London on page xxiii).

Following ward boundary changes which became effective on 2 May 2002, the total number of wards in London were reduced from 1,917 to 1,861. The number of wards per borough now varies from 16 in Hammersmith and Fulham, Islington and Kingston upon Thames to 24 in Croydon. The number of councillors per borough ranges from 46 in Hammersmith and Fulham to 70 in Croydon. Most London wards now return 3 members, but four boroughs include wards with fewer seats: Bromley with four two-seat and one single-seat ward, Croydon with two two-seat wards, Hammersmith and Fulham with two two-seat wards too and Hillingdon with one two-seat ward.

City of London

The Corporation of London is constituted differently to the London boroughs and is, therefore, not included in the current publication. It consists of common councilmen and aldermen in addition to the Lord Mayor. The aldermen are elected for life by the ward voters (who include business as well as resident voters).

Tables and calculations

The main results and the share of the votes by party are combined to provide a single section for each London borough giving all the most important information. This appears between pages 1 and 190.

The general method for calculating share of the votes follows that used in 1994. In calculating vote share, residents' associations, independent residents, tenants and residents have been combined into a single grouping which is given the abbreviation RES in the borough statistics.

All percentage vote figures include a correction to reduce the errors due both to parties or groups failing to nominate candidates for all seats in a ward, and to the differing numbers of seats in wards within and between boroughs. The correction chosen is the use of average votes per candidate for any given party or group. Percentages are based on the sum of average votes for a ward or borough, which is thus used as an estimate of the total number of valid votes cast in a single seat election. Percentages do not necessarily add to 100 due to rounding.

Candidates' names

Candidates' principal names are shown as they appear on the nomination papers and other names by which they may be known locally have been excluded.

Acknowledgements

Once again we should like to thank the Returning Officers of the London boroughs who supplied the basic information presented in this volume. Our thanks are also due to the many other members and officers of the London boroughs who were instrumental in improving the quality of our information. Colleagues in the Data Management and Analysis Group at the GLA also provided valuable information and assistance and special thanks is due to Rob Lewis, Kelly Rump, Lorna Spence and Caroline Hall. Alison Vydulinska again provided constructive advice on the text. Information on the electoral pilot schemes held in London in 2006 can be found at <http://www.electoralcommission.org.uk/elections/pilotsmay2006.cfm>

Maps

The maps relating to the 1994 and 1998 elections use the boundary as at 1 April 1996 and there are thus minor discrepancies in the 1994 map for boroughs which had been subject to changes in 1995 and 1996. The 2002 ward map shows the new wards that came into effect on 2 May 2002.

General statistics














The General statistics shown on the first page of each borough section are sourced as follows. The electorates are taken from the data provided for this series of publications by the Returning Officers. The mid-2002 resident population is from the ONS Mid-Year Estimates. The mid-2006 resident population is from the GLA population projections provided by DMAG. The unemployment rates are from the ONS Model-based Estimates of Unemployment. The average council tax data are from the Office of the Deputy Prime Minister, now Communities and Local Government.

Additional notes are also provided at the head of individual sections.

Party codes and borough maps legend

Code	Party
AGS	Alliance for Green Socialism
BNP	British National Party
BPP	British Public Party
COMB	Communist Party of Britain
CON	Conservative
CPA	Christian People's Alliance
CTY	Community (LB Hounslow)
ED	English Democrats
FIR	Local Freedom for Islington Residents
GRE	Green
IND	Independent
INDA	Independent Alliance
IRE	Independent Residents Party
IWCA	Independent Working Class Association
LAB	Labour
LD	Liberal Democrat
LEAP	Local Education Action by Parents
LIB	Liberal Party
MRL	Monster Raving Looney
NB	New Britain
NF	National Front
PAA	Pension Action Alliance
PC	The People's Choice
PI	People's Independent Party
R	Respect - the Unity Coalition
REA	Residents' Association
SA	Socialist Alliance
SALT	Socialist Alternative
SCF	Save Chase Farm
SLAB	Socialist Labour Party
SP	The Socialist Party
SU	Socialist Unity
TW	Third Way
UKIP	UK Independence Party

Borough maps - results by winning party

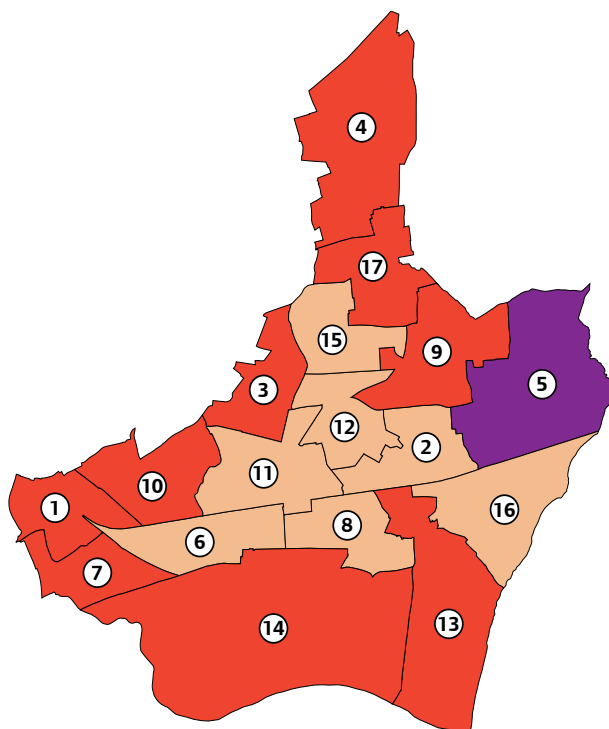
	Conservative
	Christian People's Alliance
	Green Party
	Labour/Labour and Cooperative Party
	Liberal Democrat
	Residents' Association/Independent Residents
	Respect - the Unity Coalition
	Conservative/Labour
	Conservative/Liberal Democrat
	Conservative/Other
	Labour/Liberal Democrat
	Labour/Other
	3-way split

Barking and Dagenham

Labour administration

1 Abbey	10 Longbridge
2 Alibon	11 Mayesbrook
3 Becontree	12 Parsloes
4 Chadwell Heath	13 River
5 Eastbrook	14 Thames
6 Eastbury	15 Valence
7 Gascoigne	16 Village
8 Goresbrook	17 Whalebone
9 Heath	

An index of party codes and a legend for the borough maps can be found on page xxxii.



State of the parties, 1964-06

	CON	LAB	LD	other	total
4.5.06	1	38	-	12	51
2.5.02	2	42	3	4	51
7.5.98	-	47	1	3	51
5.5.94	-	47	1	3	51
3.5.90	-	44	1	3	48
8.5.86	3	35	5	5	48
6.5.82	3	37	3	5	48
4.5.78	3	42	-	3	48
4.5.74	-	45	-	4	49
13.5.71	-	45	-	4	49
9.5.68	13	32	-	4	49
7.5.64	-	45	-	4	49

% share of the poll, 1964-06

	% poll	CON	LAB	LD	other
4.5.06	38.3	18.6	40.5	1.4	39.6
2.5.02	22.8	14.2	54.8	23.5	7.6
7.5.98	25.4	3.3	67.2	23.2	6.2
5.5.94	38.7	3.3	71.3	18.3	7.0
3.5.90	38.6	15.3	70.2	10.4	4.1
8.5.86	34.9	11.2	57.7	22.5	8.6
6.5.82	33.7	22.6	50.5	14.8	12.0
4.5.78	34.0	22.2	63.6	4.5	9.7
4.5.74	26.7	10.8	74.5	6.5	8.2
13.5.71	32.3	11.4	81.7	0.9	6.0
9.5.68	25.2	34.0	51.8	3.9	10.3
7.5.64	29.1	17.2	68.7	8.4	5.7

Changes 2002-06

	CON	LAB	LD	other	total
Old council 06	3	43	1	2	49
Vacancies	-	-	2	-	2
By-elections	+1	-	-	-1	-
Allegiance changes	-	+1	-	-1	-
New council 02	2	42	3	4	51

General statistics

		Barking and Dagenham	London
May 2006	Electorate	122,462	5,340,657
May 2002	Electorate	116,260	5,209,247
Mid 2006 (GLA)	Resident population aged 18 and over	124,500	5,841,600
Mid 2002 (ONS)	Resident population aged 18 and over	123,100	5,750,200
2005/6	estimated % unemployed	9.9	7.7
2001/2	estimated % unemployed	6.6	6.6
April 2006	Band 'D' council tax	£1,219	£1,214
April 2002	Band 'D' council tax	£911	£895

% share of the poll

	Date	%poll	CON	LAB	LD	GRE	others		
Abbey	4.5.06	29.9	37.1	62.9	-	-			
	2.5.02	22.9	-	70.7	29.3	-			
Alibon	4.5.06	41.1	12.6	32.5	-	-	BNP	UKIP	
	2.5.02	19.1	34.0	66.0	-	-	-	-	
Becontree	4.5.06	32.4	24.5	46.3	-	-	BNP	UKIP	
	14.7.05	26.0	14.5	59.8	-	-	19.3	6.4	
	2.5.02	17.0	-	62.7	37.3	-	-	-	
Chadwell Heath	4.5.06	36.2	27.0	38.1	-	-	IND	REA	UKIP
	10.6.04	35.0	36.7	39.4	-	4.8	-	19.1	-
	2.5.02	26.7	35.1	29.0	-	-	-	35.9	-
Eastbrook	4.5.06	54.1	50.0	50.0	-	-	IND		
	3.4.03	24.3	43.8	47.7	5.8	2.6	-		
	2.5.02	25.6	38.0	50.7	-	-	11.3		
Eastbury	4.5.06	39.4	-	29.4	11.8	8.3	BNP	UKIP	
	4.12.03	19.9	26.7	32.6	32.9	7.8	-	-	
	2.5.02	25.8	-	43.7	56.3	-	-	-	
Gascoigne	4.5.06	33.0	23.4	55.8	-	20.8			
	2.5.02	24.2	-	64.4	24.3	11.3			
Goresbrook	4.5.06	41.4	11.3	35.3	-	-	BNP	UKIP	
	23.6.05	33.7	7.0	51.1	-	-	32.9	9.0	
	16.9.04	28.8	5.4	29.1	4.1	2.9	51.9	6.6	
	2.5.02	20.3	-	61.5	38.5	-	-	-	
Heath	4.5.06	34.3	21.3	48.5	-	-	UKIP		
	2.5.02	21.8	22.2	57.0	20.8	-	-		
Longbridge	4.5.06	48.5	23.1	26.7	-	12.5	IND	UKIP	
	6.2.03	26.9	61.0	29.7	9.3	-	-	-	
	2.5.02	29.6	39.3	42.5	18.1	-	-	-	
Mayesbrook	4.5.06	40.4	8.8	26.2	-	-	BNP	UKIP	
	2.5.02	20.8	-	52.2	47.8	-	-	-	
Parsloes	4.5.06	37.1	-	40.0	-	-	BNP	UKIP	
	2.5.02	19.9	-	61.5	38.5	-	-	-	
River	4.5.06	35.7	21.4	48.9	-	-	UKIP		
	2.5.02	20.4	-	67.8	32.2	-	-		
Thames	4.5.06	30.8	19.8	49.8	-	-	IND		
	2.5.02	23.7	-	68.0	21.5	10.5	-		
Valence	4.5.06	39.8	-	33.9	-	12.2	BNP	UKIP	
	15.7.04	27.8	15.3	41.6	8.1	3.6	41.2	12.7	
	2.5.02	20.3	-	65.5	34.5	-	31.5	-	
Village	4.5.06	42.2	10.9	36.8	8.4	-	BNP	UKIP	
	7.10.04	35.0	16.9	44.7	-	-	35.8	8.0	
	2.5.02	22.4	23.8	54.1	22.1	-	-	-	

% share of the poll

	Date	%poll	CON	LAB	LD	GRE	others
Whalebone	4.5.06	34.7	45.4	54.6	-	-	REA
	2.5.02	26.2	17.4	40.5	-	-	42.1

Results**Abbey**

Alexander, Jeannette L.	LAB	1,376
Fani, Mohammed A.R.	LAB	1,275
Bramley, Graham J.	LAB	1,241
Rahman, Foyzur	CON	765

Alibon

2 BNP gains from Labour

Bailey, Robert W.	BNP	1,329
Doncaster, Claire L.	BNP	1,323
Davis, John	LAB	1,071
Wade, Terence G.W.	LAB	1,018
Miles, David S.	LAB	957
Whitson, Margaret	UKIP	394
East, Lucy C.	CON	393

Becontree

Agrawal, Alok K.	LAB	1,268
Carpenter, Evelyn	LAB	1,240
Obasohan, Emmanuel O.	LAB	1,058
Jordan, Daphne K.	UKIP	749
Barker, Claire L.	CON	653
Barker, Malcolm B.	CON	607

Chadwell Heath

2 LAB gains from REA; 1 LAB gain from CON

Baillie, Sarah J.	LAB	1,101
Smith, Nadine E.	LAB	999
Carroll, Shaun	LAB	987
Justice, Terence J.	CON	873
Justice, Mary B.	CON	734
Chytry, Sharron	CON	583
Curtis, Ronald J.	IND	560
Tucker, Doreen G.M.	UKIP	385
Long, Ronald W.	UKIP	376

Eastbrook

1 CON gain from LAB

McCarthy, Michael A.	LAB	1,151
Connelly, Neil S.	CON	1,139
Little, Robert C.	LAB	1,126
Connelly, Susan M.	CON	1,101
Smith, Susan A.	CON	1,067
Mullane, Margaret	LAB	1,036

Eastbury ¹

2 LAB gains from LD; 1 BNP gain from LD

Steed, Jeffrey R.	BNP	1,102
McDermott, James E.	LAB	965
Northover, Patricia A.	LAB	944
Rai, Hardial S.	LAB	852
Manley, Patrick J.	UKIP	546
Challis, Dianne P.	LD	523
McIlroy, Ashley	UKIP	455
Edwards, Ryan	LD	451
McIlroy, Dorien	UKIP	425
Sheridan, Geoff D.	GRE	260
Stepton, Claire D.	LD	131

Gascoigne

Flint, Kathleen J.	LAB	1,579
McKenzie, Milton E.	LAB	1,346
Rush, Valerie M.	LAB	1,278
Grey, Alison M.S.	CON	586
Yildirim, Hidir	GRE	522

¹ The result shown follows an election petition, and is taken from the borough's web site. The declaration gave Steed 102 votes.

Goresbrook

2 BNP gains from LAB

Barnbrook, Richard J.	BNP	1,434
Lansdown, Tracy A.	BNP	1,357
Northover, Warren W.	LAB	1,204
Fergus, Edna M.	LAB	1,162
Porter, Jeffrey W.	LAB	1,135
Naylor, George D.	CON	373
Jones, Terence J.	UKIP	367

Heath

Fairbrass, Charles J.	LAB	1,293
Reason, Linda A.	LAB	1,282
Kallar, Sidney	LAB	1,229
Smith, Christine F.G.	UKIP	790
East, Harry D.	CON	579
White, Margaret R.	CON	535

Longbridge

1 LAB gain from CON

Gill, Sukhninder S.	LAB	1,272
Gill, Nirmal S.S.	LAB	1,253
Vincent, Gerald M.	LAB	1,233
Cook, Brian	CON	1,227
Cook, Margaret A.	CON	1,111
Richards, Anthony J.	IND	1,072
Chytry, Anthony B.	CON	910
Burchill, James J.	UKIP	701
Cleeland, Laurence N.	GRE	588

Mayesbrook

2 BNP gains from LAB

Buckley, Robert J.	BNP	1,145
Knight, Christine A.	BNP	1,070
Hunt, Dorothy M.	LAB	845
Patten, Vivian P.A.	UKIP	741
Smith, Kerry J.	UKIP	733
Bolton, John T.	UKIP	697
Twomey, Dominic A.	LAB	695
Choudhury, Ahmed Z.H.	LAB	679
Newton, Christopher	CON	249

Parsloes

2 BNP gains from LAB

Doncaster, Ronald W.	BNP	1,120
Tuffs, Darren A.	BNP	1,052
Collins, Herbert J.	LAB	1,050
Jones, Frederick C.	LAB	1,026
Osborn, Catherine T.	LAB	948
Compobassi, Peter	UKIP	423

River

Smith, Liam A.	LAB	1,529
Twomey, Patricia A.	LAB	1,406
Jamu, Inder S.	LAB	1,304
Parsons, Betty A.	UKIP	858
White, Herbert G.	CON	617

Thames

Barns, William F.L.	LAB	1,264
Rawlinson, Joan E.	LAB	1,157
Poulton, Barry	LAB	1,127
Dias-Broughton, John W.	IND	721
Grey, Thomas J.P.	CON	470

Valence

2 BNP gains from LAB

Doncaster, Sandra A.	BNP	1,219
Rustem, Lawrence	BNP	1,203
Hemmett, Donald G.	LAB	1,071
O'Brien, Dennis	LAB	1,005
Osborn, Bryan M.	LAB	915
Lambart, Angela	UKIP	372
Sentivani, Maria	GRE	360

Village

1 BNP gain from LAB

Waker, Philip T.	LAB	1,276
Waker, Lee R.	LAB	1,269
Jarvis, Jamie K.	BNP	1,227
Dale, William C.	LAB	1,209
Webb, James	BNP	1,208
Coombs, Kenneth M.	CON	370
Tindling, Frederick	LD	287
Parsons, Leslie H.	UKIP	272

Whalebone

2 LAB gains from REA

Denyer, John R.	LAB	1,304
West, Margaret M.	LAB	1,208
White, John R.	LAB	1,159
Taylor, Paul	CON	1,021
Naylor, Christine M.	CON	1,014

By-elections**Longbridge**

CON gain from LAB

6 February 2003

Clark, Anton C.	CON	1,186
Bremner, Simon J.	LAB	578
Lopez-Real, Jonathan M.	LD	180

Death of Bramley, Susan (LAB)

Eastbrook

No change

3 April 2003

Little, Robert C.	LAB	847
Parkin, Raymond B.	LAB	839
Connelly, Susan M.	CON	778
Smith, Kerry J.	CON	768
Perry, Karen	LD	110
Perry, Tony H.	LD	96
Serpico, Melissa	GRE	50
Koch-Krase, Francis	GRE	43

Death of Bunn, Lawrence (LAB) and resignation of Summerfield, Sidney (LAB)

Eastbury

No change

4 December 2003

Challis, Diane P.	LD	470
McDermott, James	LAB	466
King, Colin	CON	381
Sheridan, Geoff	GRE	111

Death of Felton, Daniel J. (LD)

Valence

No change

15 July 2004

Hemmett, Donald	LAB	761
Rustem, Lawrence	BNP	576
Woodward, George	CON	279
Lambart, Angela	LD	148
Cleeland, Laurence	GRE	65

Death of Cridland, Vera W. (LAB)

Goresbrook

BNP gain from LAB

16 September 2004

Kelley, Daniel G.	BNP	1,072
Northover, Patricia A.	LAB	602
Jones, Terence J.	UKIP	137
Naylor, Christine M.	CON	111
Tindling, Frederick	LD	85
Sheridan, Geoff	GRE	59

Resignation Huggins, Matthew W. (LAB)

Village

No change

7 October 2004

Waker, Philip T.	LAB	1,085
Rustem, Lawrence	BNP	934
Smith, Kerry J.	CON	410

Resignation of Best, Darrin F. (LAB)

Goresbrook

LAB gain from BNP

23 July 2005

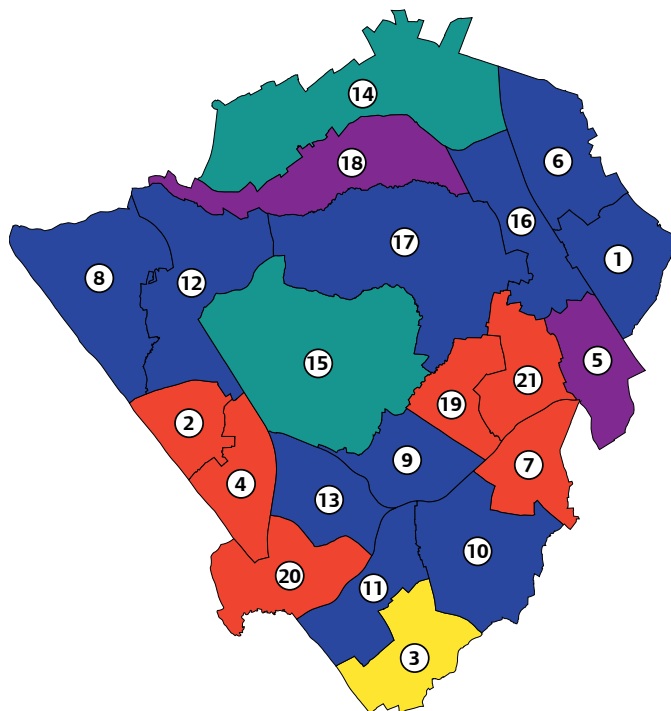
Northover, Warren	LAB	1,227
Rustem, Lawrence	BNP	791
Smith, Kerry	UKIP	216
Naylor, Christine	CON	167

Resignation of Kelley, Daniel G. (BNP)

Barnet

Conservative administration

- | | |
|-----------------------|------------------|
| 1 Brunswick Park | 12 Hale |
| 2 Burnt Oak | 13 Hendon |
| 3 Childs Hill | 14 High Barnet |
| 4 Colindale | 15 Mill Hill |
| 5 Coppetts | 16 Oakleigh |
| 6 East Barnet | 17 Totteridge |
| 7 East Finchley | 18 Underhill |
| 8 Edgware | 19 West Finchley |
| 9 Finchley Church End | 20 West Hendon |
| 10 Garden Suburb | 21 Woodhouse |
| 11 Golders Green | |



An index of party codes and a legend for the borough maps can be found on page xxxii.

State of the parties, 1964-06

	CON	LAB	LD	other	total
4.5.06	37	20	6	-	63
2.5.02	33	24	6	-	63
7.5.98	28	26	6	-	60
5.5.94	29	25	6	-	60
3.5.90	39	18	3	-	60
8.5.86	39	18	3	-	60
6.5.82	48	12	-	-	60
4.5.78	49	10	-	1	60
4.5.74	42	17	-	1	60
13.5.71	43	17	-	-	60
9.5.68	56	3	1	-	60
7.5.64	37	13	6	-	56

% share of the poll, 1964-06

	% poll	CON	LAB	LD	other
4.5.06	41.7	42.2	26.2	19.1	12.5
2.5.02	34.0	39.9	33.7	16.7	9.7
7.5.98	35.9	38.5	40.0	16.3	5.2
5.5.94	45.4	36.7	40.1	19.4	3.8
3.5.90	50.0	45.9	35.2	10.1	8.8
8.5.86	42.0	43.4	30.5	22.6	3.5
6.5.82	43.3	48.8	23.9	26.2	1.1
4.5.78	43.6	57.1	30.4	9.8	2.7
4.5.74	39.1	48.3	33.1	17.5	1.1
13.5.71	36.8	49.4	37.8	11.6	1.2
9.5.68	40.8	62.5	17.0	20.3	0.3
7.5.64	46.1	43.5	28.7	27.1	0.6

Changes 2002-06

	CON	LAB	LD	other	total
Old council 06	31	24	7	-	62
Vacancies	1	-	-	-	1
By-elections	-1	-	+1	-	-
Allegiance changes	-	-	-	-	-
New council 02	33	24	6	-	63

General statistics

		Barnet	London
May 2006	Electorate	215,306	5,340,657
May 2002	Electorate	230,793	5,209,247
Mid 2006 (GLA)	Resident population aged 18 and over	252,900	5,841,600
Mid 2002 (ONS)	Resident population aged 18 and over	250,400	5,750,200
2005/6	estimated % unemployed	6.7	7.7
2001/2	estimated % unemployed	5.1	6.6
April 2006	Band 'D' council tax	£1,299	£1,214
April 2002	Band 'D' council tax	£915	£895

% share of the poll

	Date	%poll	CON	LAB	LD	GRE	others	
Brunswick Park	4.5.06	42.6	59.5	13.7	12.5	9.3	UKIP	
	2.5.02	40.8	50.8	34.3	9.2	5.7	5.0	-
Burnt Oak	4.5.06	32.4	17.3	61.0	11.3	10.4		
	<i>19.6.03</i>	<i>23.0</i>	<i>14.1</i>	<i>76.0</i>	<i>7.6</i>	<i>2.3</i>		
	2.5.02	24.3	17.8	68.7	5.3	8.3		
Childs Hill	4.5.06	36.1	32.1	14.9	41.8	11.2		
	2.5.02	29.4	22.7	19.1	50.0	8.2		
Colindale	4.5.06	31.0	19.6	52.2	16.3	11.8	IND	UKIP
	<i>7.4.05</i>	<i>20.5</i>	<i>16.4</i>	<i>63.4</i>	<i>12.1</i>	<i>4.0</i>	-	-
	2.5.02	20.7	18.0	61.4	13.0	7.5	1.6	2.5
Coppetts	4.5.06	40.0	37.5	37.9	12.0	12.6		
	2.5.02	31.8	30.0	47.6	11.8	10.6		
East Barnet	4.5.06	46.3	46.3	32.5	10.3	10.9		
	2.5.02	40.7	44.2	38.4	9.1	8.3		
East Finchley	4.5.06	42.9	25.7	42.9	15.4	15.9	UKIP	
	2.5.02	35.1	20.7	48.4	11.6	15.6	-	
							3.7	
Edgware	4.5.06	39.2	52.2	23.7	18.7	5.4	IND	
	2.5.02	32.3	48.6	24.0	11.9	6.6	-	
Finchley Church End	4.5.06	42.8	58.7	16.7	11.4	13.2		
	2.5.02	34.3	55.1	24.7	9.5	10.7		
Garden Suburb	4.5.06	46.3	49.6	9.0	32.6	8.9	UKIP	
	<i>5.5.05</i>	<i>67.3</i>	<i>50.7</i>	<i>17.4</i>	<i>27.6</i>	<i>3.6</i>	-	
	2.5.02	38.0	49.6	11.6	31.1	7.8	0.6	-
Golders Green	4.5.06	36.7	55.1	16.0	10.1	8.6	IND	
	2.5.02	38.1	59.0	26.6	8.0	6.4	10.2	-
Hale	4.5.06	45.7	45.6	36.6	10.5	7.3		
	<i>5.2.04</i>	<i>26.4</i>	<i>38.7</i>	<i>43.7</i>	<i>13.9</i>	<i>3.7</i>		
	2.5.02	36.5	40.2	43.4	10.3	6.2		
Hendon	4.5.06	34.6	54.1	16.3	22.1	7.5		
	2.5.02	30.5	42.4	20.6	31.0	5.9		
High Barnet	4.5.06	50.0	42.3	7.7	39.8	9.0	IND	
	<i>15.12.05</i>	<i>30.4</i>	<i>40.8</i>	<i>11.2</i>	<i>44.4</i>	<i>2.8</i>	1.3	
	2.5.02	37.6	48.2	22.4	12.3	10.9	0.8	6.2
Mill Hill	4.5.06	44.4	39.1	11.3	40.1	9.6		
	2.5.02	36.0	25.7	11.2	56.8	6.4		
Oakleigh	4.5.06	44.7	49.5	12.1	27.2	11.2		
	2.5.02	33.9	47.4	30.9	13.2	8.5		
Totteridge	4.5.06	42.5	45.7	10.6	12.5	13.0	IND	
	2.5.02	34.2	58.1	19.1	12.7	10.1	18.2	-
Underhill	4.5.06	48.5	39.4	39.0	12.1	9.5	IND	
	2.5.02	38.2	41.9	39.3	8.4	7.5	2.8	
West Finchley	4.5.06	44.7	35.2	38.0	12.6	14.3		
	2.5.02	35.5	30.5	45.9	12.0	11.6		

% share of the poll

	Date	%poll	CON	LAB	LD	GRE	others
West Hendon	4.5.06	35.5	31.4	45.2	12.3	11.1	
	2.5.02	29.0	30.8	50.4	11.3	7.5	
Woodhouse	4.5.06	45.3	34.1	40.2	12.4	13.3	
	2.5.02	36.3	34.9	44.4	10.4	10.3	

Results**Brunswick Park**

Hillan, Lynne	CON	2,827
Tambourides, Andreas	CON	2,722
Rutter, Lisa	CON	2,636
Groom, Mary J.	LAB	680
Finlayson, Peter J.	LD	618
McGrath, Francis J.	LAB	609
Persad, Robert I.I.	LAB	600
Davis, Elliot	LD	584
Mustafa, Filiz	LD	515
Povey, Lee T.	GRE	427
Eade, Martyn B.	UKIP	246
Chamberlin, Primrose J.F.	UKIP	224
Roper, Richard W.	UKIP	213

Burnt Oak

Farrier, Claire	LAB	2,078
McFadyen, Linda R.	LAB	1,886
O'Macauley, Charlie E.	LAB	1,836
Braun, Rene A.	CON	571
Sparrow, Patricia M.	CON	555
Nicholson, William J.	CON	522
Feszczur, Henryk P.	LD	381
Moleman, Jason M.	LD	349
Iwi, Diana C.	LD	348
Poppy, Audrey	GRE	329

Childs Hill

Palmer, Monroe E.	LD	1,705
Cohen, Jack B.	LD	1,695
Palmer, Susette S.	LD	1,635
Angel, Michael E.	CON	1,339
Angel, Sheila M.	CON	1,298
Gearson, Vanessa R.	CON	1,233
Evans, Stephen M.	LAB	613
Hasan, Farima	LAB	599
Guest, Nicholas B.	LAB	578
Antoniou, Christine	GRE	449

Colindale

Chopra, Danish	LAB	1,442
Sargeant, Gillian W.	LAB	1,348
Zubairi, Zakia	LAB	1,339
Fluss, James G.	CON	572
Dyall, Keith F.	CON	566
Burcombe, David J.	LD	472
Estermann, Daniel	LD	417
Maund, Alan R.	CON	414
Reynolds, Philip M.	LD	403
Cass, Elaine	GRE	312

Coppetts

2 CON gains from LAB

Rawlings, Barry J.	LAB	1,557
Salinger, Catherine A.	CON	1,541
Depala, Mukesh H.	CON	1,445
Rogers, Paul G.	LAB	1,430
Teh, Soon H.	LAB	1,405
Slipaczek, Filip G.J.	CON	1,366
Natelson, Solomon O.	GRE	499
Ashfield, Mark E.C.	LD	488
Hargreaves, Carl	GRE	485
Gutmann, David H.	GRE	480
Hegazy, Alex	LD	466
Rappaport, Rosalyn M.	LD	438

East Barnet

Evans, Olwen M.	CON	2,430
Burton, Terence C.	CON	2,408
Rams, Robert P.	CON	2,301
Coakley Webb, Pauline	LAB	1,794
Levine, Kathleen	LAB	1,639
Harney, Austin	LAB	1,567
Wardle, Elizabeth R.	LD	623
Javes, Howard T.C.	GRE	562
Corney, Victor P.E.	LD	538
Wicksteed, Charles E.K.	LD	421

East Finchley

Moore, Alison	LAB	1,852
McNeil, Andrew R.	LAB	1,767
Rogers, Colin G.	LAB	1,767
Scott, John M.	CON	1,080
Beard, Rachel A.	CON	1,078
Bury, James R.	CON	1,073
Lynch, Noel T.	GRE	748
Arram, Joyce M.	LD	745
Church, Dominic A.	LD	640
Norman, Stephen P.H.	GRE	586
Sladowsky, Marianne	LD	555

Edgware

Weider, Richard F.	CON	2,199
Hart, Helena D.	CON	2,086
Scannell, Joan	CON	2,018
Brodkin, Alexander	LAB	1,068
Johnston, John J.	LAB	942
Abeles, Elias	LD	901
Senitt, Alan C.	LAB	854
Goodman, Michael R.	LD	682
Levy, Mira	LD	672
Green, Debra	GRE	276
Lithgow, Jane	GRE	156

Finchley Church End

Greenspan, Eva	CON	2,604
Freer, Michael W.	CON	2,543
Thomas, Daniel C.B.	CON	2,402
Walsh, Michael A.	LAB	756
Watkins, Brian J.	LAB	702
Paun, Alay	LAB	691
Dunn, Miranda J.	GRE	567
Davis, Malcolm B.	LD	526
Graham, James P.D.	LD	508
Graber, Ingeborg	LD	435

Garden Suburb

Marshall, John L.	CON	2,418
Harper, Andrew C.	CON	2,307
Naghar, Jazmin	CON	2,158
Harris, Marjorie A.	LD	1,701
Lusher, Peter A.	LD	1,425
Barber, Stephen D.	LD	1,395
Murrell, Kenneth C.	LAB	462
Solomons, Janet F.	LAB	459
Farrer, Andrew C.	GRE	411
Ward, Diarmaid J.	LAB	325

Golders Green

Cohen, Melvin	CON	2,134
Harris, Christopher G.S.	CON	2,095
Cohen, Dean S.B.	CON	2,090
Ross, Aubrey E.	LAB	690
Boulton, Anthony P.	LAB	588
McGuirk, Mary P.	LAB	555
McKinnell, Pauline A.	LD	415
Davies, Jonathan M.	LD	401
Badrick, Dorothy R.	IND	389
Kovar, Simon V.	LD	344
Incenzo, Dolores C.	GRE	329

Hale

2 CON gains from LAB

Gordon, Brian C.	CON	2,315
Ellison, Jane E.	CON	2,276
Rayner, Hugh R.	CON	2,099
Balendra, Sandi J.	LAB	1,820
Blomer, Steven E.	LAB	1,799
Dustagheer, Adam	LAB	1,749
Gottsche, Sheila	LD	528
Jacobs, Geoffrey A.	LD	523
Roberts, Michael C.	LD	488
Lake, David R.	GRE	359

Hendon

Finn, Anthony H.	CON	2,011
Braun, Maureen	CON	1,937
Offord, Matthew J.	CON	1,914
Greenhill, Peter	LD	855
de Lance, Stieve B.	LD	793
Morrissey, Honora M.	LD	749
Jeanmaire, Pierre	LAB	641
Montague, Ruth	LAB	594
Parekh, Nitin	LAB	538
de Mello, Pablo	GRE	271

High Barnet

1 LD gain from CON

Prentice, Yvonne W.	CON	2,356
Perry, Bridget T.	CON	2,335
Macdonald, Duncan C.	LD	2,226
Harris, Matthew F.	LD	2,187
Sowerby, Stephen L.	CON	2,160
Nowell, David A.G.	LD	2,033
Miles, Robert D.	GRE	484
Jarvis, Elizabeth A.	LAB	483
Larcey, Michael	LAB	396
Soer, Richard G.	LAB	365
Yeboah-Hinton, Barbara C.	IND	71

Mill Hill

1 CON gain from LD

Casey, Wayne J.	LD	2,108
Davies, Jeremy E.	LD	2,082
Hart, John R.	CON	1,964
Dreisin, Matthew	CON	1,923
Millett, Richard I.	CON	1,909
Hooker, Sean J.	LD	1,749
Parnaby, Will	LAB	600
Macauley, Agnes	LAB	587
Mbala-Appoh, Daniel	LAB	487
Williams, David G.	GRE	472

Oakleigh

Salinger, Brian L.	CON	2,509
Yannakoudakis, Marina	CON	2,447
Rajput, Sachin	CON	2,349
Barton, David J.	LD	1,371
Standing, Bruce A.	LD	1,330
Keech, David J.	LD	1,321
Bradbury, Pamela A.	LAB	641
Russell, Susan	LAB	621
Cutting, Richard G.	GRE	550
Tyas, Valerie J.	LAB	524

Totteridge

Cornelius, Richard A.	CON	2,464
Coleman, Brian J.	CON	2,461
Margo, Caroline S.	CON	2,304
McDougall, Robert T.J.	IND	959
Cardow, Anna M.	LD	695
Newby, Andrew J.	GRE	687
Cole, Michael M.	LD	627
Fitzsimmons, Janet A.	LAB	600
Jarvis, Frederick F.	LAB	561
Smuts, David A.	LAB	509

Underhill

Campbell, Anita	LAB	2,141
Bulmer, Fiona L.	CON	2,104
Webb, Daniel R.	CON	2,009
Hope, Daniel F.	CON	2,003
Massey, Gordon	LAB	1,980
Roberts, Timothy J.K.	LAB	1,936
Bird, Dennis A.	LD	729
Wicksteed, Yvonne	LD	605
Umbo, Eileen M.	LD	548
Riley, Timothy	GRE	489

West Finchley

Houston, Ross S.	LAB	1,799
Tierney, James B.	LAB	1,717
McGuirk, Kath	LAB	1,667
Ableson, Richard N.	CON	1,618
Wilding, Peter J.	CON	1,603
Knight, Gareth L.K.	CON	1,587
Gee, Michael R.	GRE	649
Blount, Malcolm S.H.	LD	602
Turner, Janice	LD	575
Pawar, Prem S.	LD	537

Woodhouse

Cooke, Geoffrey N.	LAB	2,081
Hutton, Anne C.	LAB	2,061
Schneiderman, Alan	LAB	1,856
Kerner, Stefan N.	CON	1,728
Bird, Christopher J.R.	CON	1,698
Thompstone, Reuben F.	CON	1,662
Murphy, Ian V.	LD	714
Vaswani, Edelgard	GRE	660
Landeryou, Rita I.	LD	624
Sutcliffe, John A.	LD	513

West Hendon

Johnson, Julie H.	LAB	1,694
Slocombe, Agnes C.	LAB	1,616
Sodha, Ansuya V.	LAB	1,555
Arwas, Elliot	CON	1,205
Stevens, Margaret R.	CON	1,119
Sharma, Vinay K.	CON	1,059
Levy, Harry J.	LD	509
Foley, Michael P.	LD	449
Lawrence, Jasmine C.	GRE	400
Rosoux, Victoria J.E.	LD	367

By-elections

Burnt Oak

No change

19 June 2003

Farrier, Claire	LAB	1,774
Rajput, Sachin	CON	329
Iwi, Diana C.	LD	178
Vaswani, Edelgard	GRE	53

*Resignation of Williams, Alan J. (LAB)***Hale**

No change

5 February 2004

Mencer, David	LAB	1,329
Evans, Lesley G.	CON	1,175
Cohen, Clive S.M.	LD	423
Williams, David G.	GRE	113

*Resignation of Nyman, Ruth J. (LAB)***Colindale**

No change

7 April 2005

Zubairi, Zakia	LAB	1,154
Maund, Alan R.	CON	299
Jacobs, Geoffrey A.	LD	220
Williams, David G.	GRE	73
Smallman, Melvyn	UKIP	45
Becirovic, Mirsad	IND	29

*Disqualification of Sloam, Alan M. (LAB)***Garden Suburb**

No change

5 May 2005

Harper, Andrew	CON	3,365
Harris, Marjorie	LD	1,834
Murrell, Kenneth	LAB	1,154
Dunn, Miranda	GRE	242
Chamberlin, Primrose	UKIP	42

*Resignation of Gearson, Vanessa R. (CON)***High Barnet**

LD gain from CON

15 December 2005

Macdonald, Ducan C.	LD	1,409
Perry, Bridget T.	CON	1,295
Roberts, Timothy J.K.	LAB	354
Poppy, Audrey	GRE	89
Johnson, Christopher V.	IND	26

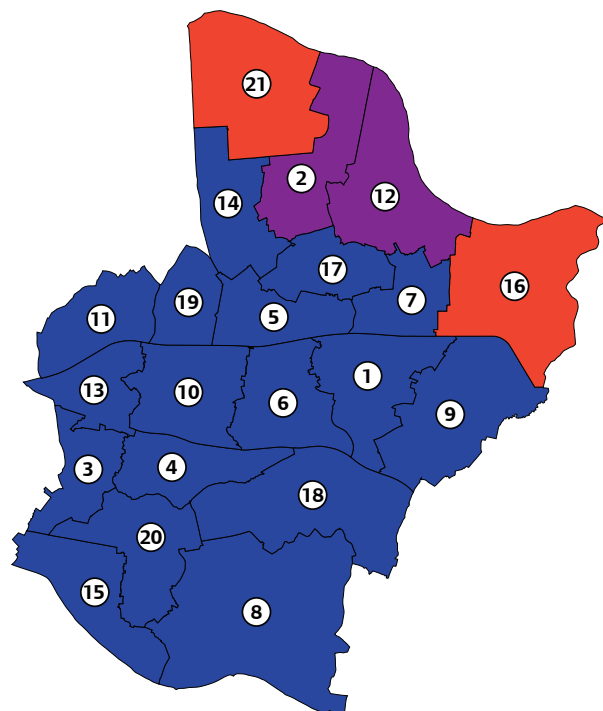
Resignation of Patel, Kantilal S. (CON)

Bexley

Conservative administration

- | | |
|-------------------------|---------------------------|
| 1 Barnehurst | 12 Erith |
| 2 Belvedere | 13 Falconwood and Welling |
| 3 Blackfen and Lamorbey | 14 Lesnes Abbey |
| 4 Blendon and Penhill | 15 Longlands |
| 5 Brampton | 16 North End |
| 6 Christchurch | 17 Northumberland Heath |
| 7 Colyers | 18 St Mary's |
| 8 Cray Meadows | 19 St Michael's |
| 9 Crayford | 20 Sidcup |
| 10 Danson Park | 21 Thamesmead East |
| 11 East Wickham | |

An index of party codes and a legend for the borough maps can be found on page xxxii.



State of the parties, 1964-06

	CON	LAB	LD	other	total
4.5.06	54	9	-	-	63
2.5.02	30	32	1	-	63
7.5.98	32	24	6	-	62
5.5.94	24	24	14	-	62
3.5.90	35	18	9	-	62
8.5.86	36	15	11	-	62
6.5.82	41	14	7	-	62
4.5.78	43	18	-	1	62
4.5.74	37	22	-	-	59
13.5.71	24	32	-	-	56
9.5.68	55	-	-	1	56
7.5.64	17	39	-	-	56

% share of the poll, 1964-06

	% poll	CON	LAB	LD	other
4.5.06	42.3	49.9	24.4	11.8	13.9
2.5.02	35.9	41.8	33.0	14.7	10.6
7.5.98	35.8	41.1	39.7	18.6	0.6
5.5.94	49.6	38.0	36.4	24.7	0.8
3.5.90	50.1	47.2	36.3	12.7	3.9
8.5.86	46.4	43.4	29.5	26.6	0.5
6.5.82	45.4	50.5	23.8	25.5	0.2
4.5.78	46.3	51.5	39.1	5.9	3.5
4.5.74	41.4	49.8	38.3	11.8	0.1
13.5.71	46.6	43.9	52.9	2.9	0.4
9.5.68	48.0	65.2	28.4	3.9	2.5
7.5.64	47.1	37.4	49.3	11.8	1.5

Changes 2002-06

	CON	LAB	LD	other	total
Old council 06	31	32	-	-	63
Vacancies	-	-	-	-	-
By-elections	-	-	-	-	-
Allegiance changes	+1	-	-1	-	-
New council 02	30	32	1	-	63

General statistics

		Bexley	London
May 2006	Electorate	170,732	5,340,657
May 2002	Electorate	168,412	5,209,247
Mid 2006 (GLA)	Resident population aged 18 and over	167,200	5,841,600
Mid 2002 (ONS)	Resident population aged 18 and over	167,400	5,750,200
2005/6	estimated % unemployed	5.4	7.7
2001/2	estimated % unemployed	4.3	6.6
April 2006	Band 'D' council tax	£1,316	£1,214
April 2002	Band 'D' council tax	£938	£895

% share of the poll

	Date	%poll	CON	LAB	LD	GRE	others					
Barnehurst	4.5.06	45.6	58.2	17.9	10.6	-	UKIP					
	2.5.02	38.6	50.5	29.1	12.2	-	13.3 8.3					
Belvedere	4.5.06	35.9	42.8	41.5	15.7	-	-					
	2.5.02	28.1	32.9	56.6	-	-	10.5					
Blackfen and Lamorbey	4.5.06	44.3	53.9	13.6	11.0	-	21.4					
	2.5.02	37.1	44.7	17.2	31.2	-	7.0					
Blendon and Penhill	4.5.06	42.1	73.8	12.8	13.5	-	IND		UKIP			
	2.5.02	32.8	58.5	19.7	12.7	-	-		-			
Brampton	4.5.06	50.3	60.4	18.0	11.8	-	UKIP					
	2.5.02	44.5	56.5	26.1	12.6	-	9.7 4.8					
Christchurch	4.5.06	42.2	65.3	20.0	14.7	-	IND		UKIP			
	2.5.02	37.2	48.9	26.6	12.2	-	-		-			
Colyers	4.5.06	40.5	43.8	35.9	9.0	-	BNP		IND		UKIP	
	2.5.02	41.9	39.3	45.8	-	-	-		11.3		-	
Cray Meadows	4.5.06	46.4	53.5	28.8	-	-	IND		UKIP			
	2.5.02	42.9	39.1	44.9	7.2	5.0	-		-			
Crayford	4.5.06	42.3	36.3	30.7	11.7	-	BNP		UKIP			
	2.5.02	30.7	36.5	48.4	-	-	-		-			
Danson Park	4.5.06	44.1	60.1	13.8	26.1	-						
	2.5.02	37.0	45.9	19.7	34.4	-						
East Wickham	4.5.06	45.3	32.5	21.7	15.3	-	BNP		ED		UKIP	
	2.5.02	36.5	25.4	34.9	34.8	-	-		9.7		5.9	
Erith	4.5.06	32.2	29.3	34.8	16.0	-	BNP		IND		UKIP	
	2.5.02	26.3	33.1	53.0	-	-	-		19.9		-	
Falconwood and Welling	4.5.06	48.3	46.8	14.1	14.3	-	BNP		UKIP			
	2.5.02	39.2	43.1	16.1	35.7	-	-		-			
Lesnes Abbey	4.5.06	45.2	41.9	32.7	11.5	-	IND		UKIP			
	2.5.02	40.6	42.4	44.7	9.6	-	-		-			
Longlands	4.5.06	43.3	51.1	14.7	14.1	-	20.0					
	2.5.02	35.8	52.8	22.0	17.2	-	-					
North End	4.5.06	31.9	19.8	35.6	9.2	-	BNP		EPNA		IND	UKIP
	2.5.02	34.5	18.0	55.7	-	-	-		-		18.9	-
Northumberland Heath	4.5.06	46.6	52.2	34.1	13.7	-	BNP		EPNA		UKIP	
	2.5.02	35.1	36.0	41.9	9.9	-	-		-		-	
St Mary's	4.5.06	45.4	73.0	14.0	13.0	-	UKIP					
	2.5.02	39.5	61.6	18.5	9.4	6.2	-					
St Michael's	4.5.06	46.5	56.4	30.9	12.7	-	-					
	2.5.02	35.9	29.8	36.5	28.8	-	4.9					

% share of the poll

	Date	%poll	CON	LAB	LD	GRE	IND	UKIP	others
Sidcup	4.5.06	44.7	58.9	14.2	-	-	-	-	-
	2.5.02	37.5	35.1	15.4	10.6	-	26.9	11.1	-
Thamesmead East	4.5.06	26.2	19.5	51.0	-	29.6	-	-	-
	2.5.02	19.5	22.0	57.2	20.8	-	-	-	-

Results**Barnehurst**

McEwen, William A.	CON	2,333
Gillespie, Richard M.	CON	2,223
Windle, Simon A.	CON	2,188
Gill, Charan J.	LAB	735
Husband, John H.	LAB	685
Steedman, Derek C.	LAB	653
Thomas, Barrie R.	UKIP	513
Morpurgo, Maurice F.	LD	411

Belvedere

2 CON gains from LAB

Leaf, David	CON	1,287
Francis, Daniel	LAB	1,268
Fuller, John	CON	1,256
White, Janet	LAB	1,168
Nangon, Goroodev	CON	1,050
Pegg, John, R.	LAB	1,041
Morpurgo, Lesley A.	LD	439

Blackfen and Lamorbey

Beckwith, Brian G.	CON	1,830
Craske, Peter H.	CON	1,804
Perrior, Katherine L.	CON	1,777
Barnbrook, Michael J.	UKIP	821
Dunford, John W.	UKIP	669
Wright, George J.	UKIP	664
Borella, Carole A.	LAB	494
Justham, Bernard C.	LAB	440
Chodha, Josephine E.	LAB	437
La Roche, Doreen V.	LD	391
La Roche, John B.	LD	363
Scopes, Peter G.	LD	355

Blendon and Penhill

Cammish, Margaret P.	CON	2,445
d'Amiral, Graham M.	CON	2,364
O'Hare, Nicholas	CON	2,287
Jaques, Michael R.	LD	450
Prior, David A.	LAB	441
Cudmore, Kaye L.	LD	430
Cudmore, John C.	LD	415
Slater, Gerda	LAB	400
Slater, Stuart R.	LAB	387

Brampton

French, Ronald H.	CON	2,596
O'Neill, Teresa A.J.	CON	2,537
Wilkinson, John P.	CON	2,406
Browning, Joanne	LAB	802
Kirby, Christopher C.	LAB	734
Perry, John G.	LAB	710
Standen, Barry C.	LD	531
Hall, Susan	LD	515
Wagstaff, Peggy L.K.	LD	431
Jenner, William J.	UKIP	404

Christchurch

Ashmole, Roy F.	CON	2,205
Clement, Ian S.	CON	2,188
Newton, Leonard S.	CON	2,098
David, Stephanie	LAB	733
Millen, Floyd	LAB	633
West, Peter J.	LAB	621
Hall, Maureen F.K.	LD	513
Hall, David J.	LD	501
Lockington, Betty M.	LD	443

Colyers

3 CON gains from LAB

Brockwell, Christopher B.	CON	1,506
Cammish, David B.	CON	1,415
Hurt, David R.	CON	1,349
Browning, Ronald J.	LAB	1,175
Ball, Patricia R.	LAB	1,165
Kilner, Peter L.	LAB	1,163
Briant, Sally A.	IND	397
Joyce, Dianne M.T.	IND	387
Wilfort, Joanne	IND	321
Thick, Angela M.	LD	293

Cray Meadows

3 CON gains from LAB

Bacon, Cheryl	CON	1,947
Downing, Rosaline M.	CON	1,903
Massey, Donald F.	CON	1,865
Cash, Helen M.	LAB	1,065
Borella, Stefano P.	LAB	1,019
O'Neill, Michael C.	LAB	995
Parfett, Barry J.	IND	640
Cheeseman, Elaine F.	IND	631
Williams, Laurence	IND	611

Crayford

3 CON gains from LAB

Lucia-Hennis, Geraldene A.	CON	1,378
Marriner, Howard C.	CON	1,345
Seymour, Melvin N.	CON	1,286
Shepherd, John D.	LAB	1,180
Kelsey, Tonya	LAB	1,147
Perrin, Trevor V.	LAB	1,058
James, Stephen	BNP	786
Buckley, Amanda C.	LD	430

Danson Park

Bailey, Linda, J.	CON	2,011
Massey, Sharon M.	CON	2,002
Waters, John	CON	1,985
McVeigh, James A.	LD	915
Hurren, Paul W.	LD	875
Aulakh, Tejinder S.	LD	815
Scutt, Alan	LAB	466
Hollamby, Peter	LAB	453
Husband, Linda M.	LAB	453

East Wickham

2 CON gains from LAB; 1 CON gain from LD

Catterall, Alfred W.	CON	1,362
Tarrant, Michael G.	CON	1,340
Hunt, James K.A.	CON	1,234
Lawrenson, John	LAB	937
Everitt, Richard J.	LAB	860
Malt, Sylvia	LAB	833
Pickett, Anthony A.	LD	681
Sexton, David F.	LD	604
Clark, Sheila	BNP	601
Manak, Surinder S.	LD	564
Fitzpatrick, John-Anthony	ED	392
Clarke, Malcolm F.	UKIP	289
Perrin, Pamela M.	UKIP	211
Marshall, Christopher	UKIP	209

Erith

1 CON gain from LAB

Ball, Christopher	LAB	1,066
O'Neill, Margaret A.	LAB	939
Clewes, Bernard C.	CON	884
Douglas, James P.	CON	850
Malik, Munir	LAB	833
Patel, Priti	CON	653
West, Stephen	IND	574
Grootendorst, Rita M.	IND	506
Jamieson, Florence M.	LD	434

Falconwood and Welling

Betts, Nigel P.	CON	2,074
Catterall, Peter P.	CON	1,854
Clark, Valerie C.	CON	1,721
Seadon, James E.	BNP	1,001
Perfect, Stephen E.	LAB	640
O'Gorman, Andrew D.	LD	593
Shrimpton, Edward J.	LD	588
Chaggar, Gurdeepak S.	LD	540
Persaud, Mavis	LAB	540
Pieri, Carol I.	LAB	517

Lesnes Abbey

3 CON gains from LAB

Davey, John C.	CON	1,860
Hurt, Margaret E.	CON	1,710
Duncombe, Kirsty M.	CON	1,707
Brown, Ronald N.P.	LAB	1,450
Blake, Samuel E.	LAB	1,422
Huxley, Corinna F.	LAB	1,253
Cripps, Gary	IND	583
Hofford, Peter J.	LD	482

Longlands

Bacon, Gareth A.	CON	1,966
McAndrew, Kenneth	CON	1,956
Slaughter, Michael A.	CON	921
Lowe, Michael F.	IND	633
Judge, Clifford R.	LAB	517
Brooks, Zoe G.	LD	456
Shrimpton, Margaret A.	LD	449
Pilling-Lindsell, Garth H.	LAB	446
Scrivener, Philip	LAB	434
Brooks, John R.	LD	431

North End

Eastaugh, John W.	LAB	1,093
Langstead, Brenda M.	LAB	1,070
Deadman, Alan	LAB	962
Cassells, Sylvia A.E.	CON	637
Gillespie, Bernard E.	CON	601
Goding, Simon F.W.	IND	553
Silvester, Edgar D.	CON	498
Bowles, John	BNP	481
Shrimpton, William F.	LD	269

Northumberland Heath

3 CON gains from LAB

Fuller, Helen S.	CON	1,975
Reader, Peter R.M.	CON	1,913
Sawyer, Alex	CON	1,806
Hacker, Geoffrey	LAB	1,280
Smith, Kathryn A.	LAB	1,236
Akuamoah-Boateng, Edward	LAB	1,202
Bargery, Paul A.	LD	496

St Mary's

Campbell, Colin E.	CON	2,596
Downing, Alan	CON	2,546
Tandy, Colin L.	CON	2,472
Riches, Joseph A.J.	LAB	493
Nurse, Angela D.	LD	491
Bassett, Broderick J.	LAB	487
Pearce, Teresa	LAB	481
Nicolle, David J.	LD	454
Bassaran, Shule A.	LD	413

St Michael's

3 CON gains from LAB

Pollard, Joseph R.	CON	2,062
Sams, Raymond S.	CON	1,907
Scott, Matthew R.	CON	1,890
Perfect, Wendy J.	LAB	1,101
Blowers, Grant	LAB	1,090
Murphy, Matthew J.	LAB	1,023
Codd, Janette D.	LD	457
Wright, Colin E.	LD	450
Codd, Philip G.	LD	413

Sidcup

Beckwith, Aileen M.	CON	2,127
Evans, Jacqueline A.	CON	2,099
Slaughter, June E.	CON	2,090
Holland, Graham R.	IND	1,067
Griffiths, Robert C.	IND	966
Gorton, David J.	IND	850
Dawes, Colin	LAB	532
Bedwell, Robert G.	LAB	523
Ives, Doreen I.	LAB	470

Thamesmead East

Bauer, Sandra E.	LAB	1,071
Buttar, Harbans S.	LAB	983
Persaud, Harry	LAB	956
Bellinger, Jenny	REA	628
Cotton, Jeremy	REA	573
Cusack, Anthony J.	REA	544
Reader, Irene P.	CON	483
Nangon, Irma E.	CON	438
Read, Philip D.	CON	228

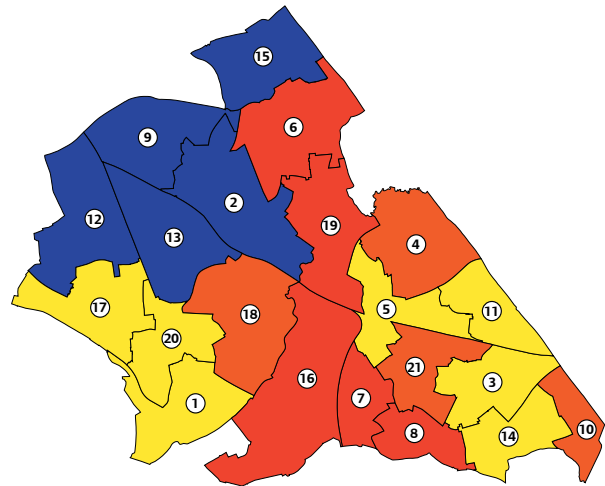
By-elections

There were no by-elections in Bexley

Brent

Liberal Democrat - Conservative joint administration

1	Alperton	12	Northwick Park
2	Barnhill	13	Preston
3	Brondesbury Park	14	Queens Park
4	Dollis Hill	15	Queensbury
5	Dudden Hill	16	Stonebridge
6	Fryent	17	Sudbury
7	Harlesden	18	Tokington
8	Kensal Green	19	Welsh Harp
9	Kenton	20	Wembley Central
10	Kilburn	21	Willesden Green
11	Mapesbury		



An index of party codes and a legend for the borough maps can be found on page xxxii.

State of the parties, 1964-06

	CON	LAB	LD	other	total
4.5.06	15	21	27	-	63
2.5.02	19	35	9	-	63
7.5.98	19	43	4	-	66
5.5.94	33	28	5	-	66
3.5.90	31	29	6	-	66
8.5.86	20	43	3	-	66
6.5.82	30	33	3	-	66
4.5.78	27	39	-	-	66
4.5.74	25	35	-	-	60
13.5.71	22	38	-	-	60
9.5.68	49	11	-	-	60
7.5.64	26	34	-	-	60

% share of the poll, 1964-06

	% poll	CON	LAB	LD	other
4.5.06	37.3	27.6	34.3	27.1	11.0
2.5.02	30.2	33.2	42.0	16.5	8.4
7.5.98	36.9	35.5	47.3	14.0	3.2
5.5.94	48.3	42.8	40.1	14.0	3.2
3.5.90	42.9	43.9	39.2	13.6	3.3
8.5.86	44.1	35.9	46.1	17.6	0.3
6.5.82	46.2	42.1	36.1	21.6	0.1
4.5.78	47.6	47.5	47.3	2.5	2.7
4.5.74	35.0	44.5	44.5	8.0	3.0
13.5.71	39.7	39.1	57.5	2.5	0.9
9.5.68	37.5	65.7	28.2	4.7	1.4
7.5.64	36.1	43.4	43.6	11.9	1.1

Changes 2002-06

	CON	LAB	LD	other	total
Old council 06	18	35	10	-	63
Vacancies	-	-	-	-	-
By-elections	-	-	-	-	-
Allegiance changes	-1	-	+1	-	-
New council 02	19	35	9	-	63

General statistics

		Brent	London
May 2006	Electorate	192,400	5,340,657
May 2002	Electorate	184,480	5,209,247
Mid 2006 (GLA)	Resident population aged 18 and over	211,300	5,841,600
Mid 2002 (ONS)	Resident population aged 18 and over	211,300	5,750,200
2005/6	estimated % unemployed	8.4	7.7
2001/2	estimated % unemployed	8.6	6.6
April 2006	Band 'D' council tax	£1,239	£1,214
April 2002	Band 'D' council tax	£878	£895

% share of the poll

	Date	%poll	CON	LAB	LD	GRE	others		
Alperton	4.5.06	41.4	20.4	30.7	44.5	4.3			
	2.5.02	37.4	13.9	32.1	54.0	-			
Barnhill	4.5.06	32.6	47.4	28.7	12.1	11.8			
	2.5.02	33.0	53.7	30.8	8.3	7.2			
Brondesbury Park	4.5.06	40.0	21.7	15.6	41.6	14.8	IND		
	2.5.02	29.5	43.9	32.3	10.3	13.5	-		
Dollis Hill	4.5.06	39.4	23.6	35.6	34.6	6.2			
	2.5.02	29.6	33.7	51.4	7.8	7.1			
Dudden Hill	4.5.06	38.3	16.6	32.8	39.3	11.4	IND		
	2.5.02	28.2	27.3	44.5	7.8	9.9	-	10.6	
Fryent	4.5.06	40.8	36.3	45.0	11.8	6.9			
	16.6.05	27.8	40.0	41.6	15.8	2.5			
	2.5.02	32.2	35.0	47.5	10.8	6.7			
Harlesden	4.5.06	26.9	10.3	47.0	14.5	11.5	IND	R	SA
	2.5.02	22.5	13.9	48.2	6.9	9.4	-	16.7	-
							11.0	-	10.8
Kensal Green	4.5.06	29.9	12.3	45.3	22.7	19.7			
	2.5.02	22.5	15.4	58.0	11.8	14.8			
Kenton	4.5.06	40.2	53.1	26.2	12.9	7.8			
	2.5.02	34.5	58.4	32.9	8.8	-			
Kilburn	4.5.06	31.2	10.2	35.8	39.8	14.2			
	2.5.02	20.9	12.7	55.5	15.5	16.3			
Mapesbury	4.5.06	36.4	24.9	25.0	34.9	15.3			
	2.5.02	27.8	36.0	40.5	9.4	14.1			
Northwick Park	4.5.06	34.8	45.9	26.0	19.8	8.3			
	2.5.02	31.8	48.8	30.6	18.3	2.3			
Preston	4.5.06	37.0	54.6	26.3	11.2	7.9			
	16.6.05	24.7	48.7	31.0	16.5	3.8			
	2.5.02	33.9	59.0	32.3	8.7	-			
Queens Park	4.5.06	38.4	14.1	30.6	35.0	14.5	IND		
	2.5.02	25.0	16.9	50.2	14.4	18.4	-		
Queensbury	4.5.06	44.7	48.5	36.4	8.4	6.7			
	2.5.02	36.1	33.6	55.8	10.6	-			
Stonebridge	4.5.06	28.2	19.9	54.3	13.3	7.5	CPA	IND	
	2.5.02	23.8	31.3	57.2	7.0	-	-	5.0	-
							4.4	-	
Sudbury	4.5.06	39.5	21.3	30.3	42.4	6.0			
	2.5.02	37.8	23.1	26.1	50.8	-			
Tokynghton	4.5.06	47.4	30.6	33.3	31.7	4.5			
	2.5.02	34.4	47.7	43.8	8.4	-			
Welsh Harp	4.5.06	39.7	33.3	45.7	13.0	8.0	UKIP		
	2.5.02	33.6	39.1	45.1	6.7	6.3	-	2.8	
Wembley Central	4.5.06	45.5	11.4	38.5	45.3	4.8	REA	SA	
	2.5.02	39.9	16.8	33.7	40.0	-	-	-	-
							7.7	1.8	
Willesden Green	4.5.06	32.8	8.3	36.5	41.1	14.1			
	2.5.02	22.2	18.1	56.4	11.9	13.5			

Results

Alperton

Brown, Daniel E.	LD	1,624
Chavda, Chunilal V.	LD	1,560
Allie, James B.	LD	1,481
Farah, Harbi E.	LAB	1,126
Ogunro, Benjamin K.	LAB	1,061
Turini, Leon H.	LAB	1,033
Desai, Jaydutt R.	CON	790
Parmar, Ramnik	CON	699
Shukla, Shailesh	CON	645
Jazaerli, Ali	GRE	151

Barnhill

O'Sullivan, James R.	CON	1,622
Kansagra, Suresh L.	CON	1,460
van Colle, Irwin	CON	1,435
Beckman, Judith	LAB	1,012
Choudhary, Shafique A.	LAB	872
Coghill, Peter H.	LAB	851
Makhija, Shashi K.	LD	386
Marcos, Simon	LD	386
Shuttleworth, Brenda M.	LD	377
Nawaz, Aatif	GRE	374

Brondesbury Park

3 LD gains from CON

Shaw, Carol A.	LD	1,554
Cummins, Mark	LD	1,249
Pagnamenta, Robin A.	LD	1,075
Duffin, William A.	CON	710
Padro, Joan E.	CON	663
Warren, John	CON	647
Mitchell, Steven P.	LAB	517
Dignan, Robert	LAB	494
Collins, Simon	GRE	460
Iloba, John U.	LAB	445
Morris, Maurice A.	IND	197
Fedonos, Michael	IND	194

Dollis Hill

1 LD gain from LAB

Ahmed, Lena	LAB	1,177
Castle, Alexander V.	LD	1,079
Fox, Ralph	LAB	1,052
Sisson, Richard H.W.	LD	1,042
de Silva, Haththimuni W.	LD	1,021
Sattar-Butt, Abdul	LAB	1,007
Makwana, Manubhai K.	CON	727
Abercorn, Annesley G.	CON	720
Cattell, Brian A.	CON	693
Leventon, Rosie E.	GRE	187

Dudden Hill

3 LD gains from LAB

Clues, David C.	LD	1,460
Gupta, Pawan	LD	1,277
Hirani, Chunilal K.	LD	1,195
Choudry, Mohammad A.	LAB	1,163
Harrison, Patricia A.	LAB	1,099
Lyon, Michael J.	LAB	1,017
Alghoul, Mohammed	CON	579
McKee, Jason T.T.	CON	551
Elfeitury, Manal	CON	527
Homer, Clare A.	GRE	381

Fryent

Crane, George E.	LAB	1,605
Moher, James G.	LAB	1,589
Moher, Ruth E.	LAB	1,533
McClay, Jane E.	CON	1,320
Fernandes, Christie	CON	1,265
Fear, Sean M.	CON	1,233
Akhter, Sakina	LD	459
Lyons, Rita S.	LD	415
Wright, Henry	LD	369
Orr, Brian H.	GRE	240

Harlesden

Beswick, Lincoln A.	LAB	1,410
Long, Janice E.	LAB	1,270
Coughlin, David C.	LAB	1,244
Anderson, Christopher E.	LD	470
Harriott, Albert A.	R	463
Lewis, Leslie V.	LD	410
Colwill, Natalie	CON	334
Scott, Andrew	LD	326
Litvinoff, Cecilia	GRE	321
Mistry, Sumitra D.	CON	271
Owaka, Smart	CON	254

Kensal Green

Joseph, Bertha J.	LAB	1,331
Powney, James E.	LAB	1,169
Thomas, Bobby	LAB	1,108
Hunt, Felicity J.	LD	671
Lowcock, Penelope A.	LD	583
Collins, Michael	GRE	573
O'Dwyer, Carmel M.	LD	555
Dymond, Philip P.	GRE	473
Jennings-Trott, Valerie A.	CON	356
Owaka, Rosaline	CON	326
Parmar, Nagin	CON	298

Kenton

Colwill, Reginald R.	CON	1,944
Fernandes, Uma N.	CON	1,891
Steel, Arthur R.	CON	1,828
Freedman, Robert S.	LAB	1,043
Mears, Mary C.	LAB	976
Sedze, Eugene	LAB	779
Patel, Jagdish	LD	526
Barker, Eileen V.	LD	483
Sutherland, Deborah M.	LD	369
Moors, Gareth	GRE	276

Kilburn

2 LD gains from LAB

Dunn, Anthony	LD	1,440
Arnold, Mary H.	LAB	1,369
Jackson, Derek R.	LD	1,175
Lawson-Tancred, Hugh C.	LD	1,156
McGovern, Cyril	LAB	1,048
Thompson, Noel B.W.	LAB	976
McCooke, John	GRE	532
Murry, Peter R.	GRE	365
Garner, Charles, H.	CON	364
Moore, Cormach	CON	303
Roberts, Monica	CON	303

Mapesbury

2 LD gains from LAB; 1 LD gain from CON

Matthews, Hayley K.	LD	1,326
Leaman, Christopher J.	LD	1,277
Hashmi, Sami U.	LD	1,016
Bellia, Ian M.	LAB	1,008
Dar, Khalid	CON	966
Ali, Rizwana	LAB	881
Sayers, Jack J.	CON	861
Seaton Brown, Jennifer	CON	754
Zakriya, Mohammad	LAB	703
Scrimgeour, Daniel V.	GRE	530

Northwick Park

Baker, Edward A.	CON	1,564
Patel, Harihar M.	CON	1,451
Detre, John T.J.	CON	1,411
Chohan, Bhagwanji	LAB	939
Safir, Lawrence S.	LAB	784
Ishola-Jimoh, Mustapha	LAB	780
Keynes, Toby W.	LD	682
Dass, Jeetender	LD	629
Shah, Deven	LD	603
O'Brien, Michael D.	GRE	267

Preston

Blackman, Robert J.	CON	2,010
Mendoza, Alan L.	CON	1,852
Patel, Harshadbhai B.	CON	1,830
Daly, Mary B.	LAB	1,014
Zakriya, Robina	LAB	880
Visnu Dasa, Karanodakasayi A.	LAB	850
Bunce-Linsell, Jacqueline A.	LD	439
Williamson, Vivienne R.	LD	372
Pincus, Jonathan D.	LD	357
Liddell, Jonathan	GRE	273

Queens Park

3 LD gains from LAB

Lawson-Tancred, Emily C.	LD	1,284
Tullett, Jean E.	LD	1,184
Motley, William M.	LD	1,102
Nerva, Neil B.	LAB	1,059
Freeson, Reginald	LAB	1,055
Gladbaum, Helga	LAB	1,010
Degas, Rupert	GRE	526
Dhillon, Gurmaj S.	CON	494
Wearmouth, William G.	CON	486
Ali, Shahrar	GRE	462
Kwarteng, Kwasi A.A.	CON	461
Fernandez, Rocky R.	IND	197

Queensbury

3 CON gains from LAB

Mistry, Kanta	CON	2,169
Dunwell, Robert P.	CON	2,014
Malik, Atiq	CON	1,997
Patel, Rameshchandra S.	LAB	1,568
Dromey, Bill	LAB	1,551
Kabir, Sandra	LAB	1,516
Lewis, John D.	LD	426
Raisin, Frank A.	LD	369
Bennett, Charles R.B.	GRE	284
Spitzel, Anthony M.	LD	276

Stonebridge

John, Ann M.	LAB	1,644
Long, Sebastian D.	LAB	1,523
Moloney, Columbus M.	LAB	1,510
Kamdar, Ratna K.	CON	607
Dabasia, Harji	CON	591
Ladwa, Lalji	CON	518
Brown, Karen M.C.	LD	464
Lewis, Diana F.	LD	372
Noor Khan, Mohammed H.	LD	306
Davis, Robert A.	GRE	216
Downes, Francis	IND	143

Sudbury

Lorber, Paul	LD	1,600
Patel, Chandubhai J.	LD	1,528
Wharton, Robert	LD	1,327
Mitchell Murray, Wilhelmina C.	LAB	1,079
Hoda, Mohammad A-U.	LAB	1,074
Naheerathan, Kanapathipillai	LAB	1,032
Kamdar, Milan K.	CON	756
Kotecha, Narendra	CON	744
Garten, Patrik	CON	737
Vanstone, Benjamin	GRE	211

Tokyington

2 LAB gains from CON; 1 LD gain from CON

Butt, Muhammed A.	LAB	1,292
Corcoran, Peter D.	LD	1,287
Bacchus, Joyce	LAB	1,259
Blackman, Nicola	CON	1,247
Etienne, Jan	LAB	1,209
Marini, Fabiola	LD	1,184
Patel, Bhikubhai M.	CON	1,146
Pandya, Uday	LD	1,113
Colwill, Miranda A.	CON	1,063
Powell, David	GRE	169

Welsh Harp

Farrell, Mary E.T.	LAB	1,598
Singh, Harbhajan	LAB	1,500
Eniola, Francis	LAB	1,494
Fletcher, Nigel M.A.	CON	1,137
Mistry, Dineshkumar N.	CON	1,114
Lacey, Richard A.	CON	1,090
Ayres, Diana	LD	537
Raingold, Freda	LD	427
Thiessen, Ulla	LD	345
Breznay, Ruth	GRE	268

Willesden Green

2 LD gains from LAB

Sneddon, Gavin F.P.	LD	1,206
Anwar, Mohammed	LD	1,178
Jones, Lesley A.	LAB	1,108
Pervez, Afifa	LD	1,080
Kagan, Gabrielle	LAB	992
Shahzad, Ahmad	LAB	977
Aspis, Simone F.	GRE	396
Drab, Sylvia M.	CON	234
Simmonds, Brian	CON	233
Jakobsson, Claire E.M.	CON	231

Wembley Central

Shah, Vijaykumar K.	LD	1,824
Brown, Valerie L.	LD	1,738
Bessong, Daniel A.	LD	1,709
Kataria, Dhirajlal	LAB	1,619
Paramakumaran, Navaratnam	LAB	1,443
van Kalwala, Zaffar	LAB	1,420
Bhundia, Arun	CON	480
Butt, Shaheen	CON	458
Marklew, Michael	CON	383
Jaff, Harem	GRE	185

By-elections**Fryent***No change**16 June 2005*

Moher, Ruth E.	LAB	937
Fernandes, Sue-Ellen	CON	901
Shah, Mehul	LD	355
Murry, Peter R.	GRE	57

*Death of Sengupta, Asish (LAB)***Preston***No change**16 June 2005*

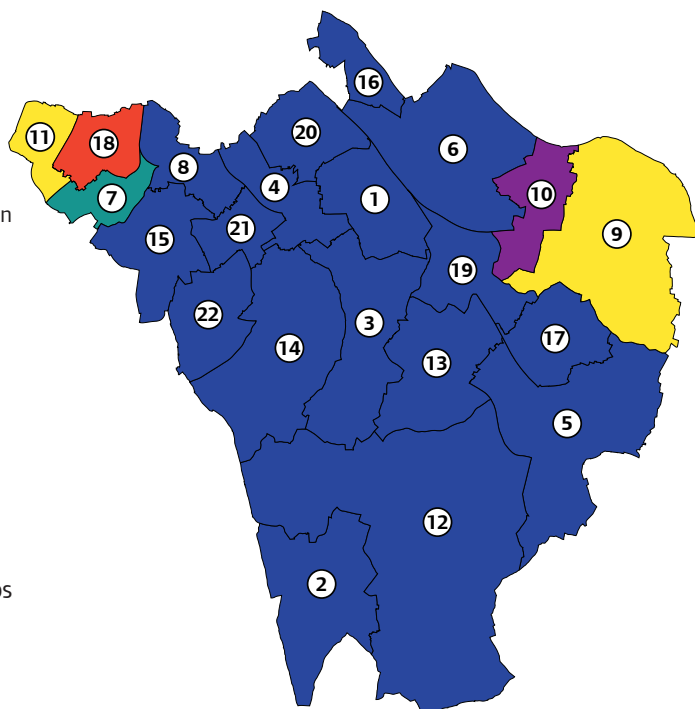
Mendoza, Alan L.	CON	1,109
Mitchell Murray, Wilhelmina C.	LAB	707
Pandya, Uday B.	LD	375
Ali, Shahrar	GRE	86

Death of Taylor, Thomas P. (CON)

Bromley

Conservative administration

- | | |
|--------------------------------|-------------------------------------|
| 1 Bickley | 12 Darwin |
| 2 Biggin Hill | 13 Farnborough and Crofton |
| 3 Bromley Common and Keston | 14 Hayes and Coney Hall |
| 4 Bromley Town | 15 Kelsey and Eden Park |
| 5 Chelsfield and Pratts Bottom | 16 Mottingham and Chislehurst North |
| 6 Chislehurst | 17 Orpington |
| 7 Clock House | 18 Penge and Cator |
| 8 Copers Cope | 19 Petts Wood and Knoll |
| 9 Cray Valley East | 20 Plaistow and Sundridge |
| 10 Cray Valley West | 21 Shortlands |
| 11 Crystal Palace | 22 West Wickham |



An index of party codes and a legend for the borough maps can be found on page xxxii.

State of the parties, 1964-06

	CON	LAB	LD	other	total
4.5.06	49	4	7	-	60
2.5.02	41	6	13	-	60
7.5.98	28	7	25	-	60
5.5.94	32	7	21	-	60
3.5.90	43	11	6	-	60
8.5.86	44	10	6	-	60
6.5.82	52	5	3	-	60
4.5.78	48	12	-	-	60
4.5.74	44	14	2	-	60
13.5.71	41	15	4	-	60
9.5.68	52	5	3	-	60
7.5.64	38	15	7	-	60

% share of the poll, 1964-06

	% poll	CON	LAB	LD	other
4.5.06	42.0	54.6	12.1	25.2	8.1
2.5.02	36.8	51.1	14.0	32.2	2.6
7.5.98	40.8	45.3	18.7	35.0	1.1
5.5.94	48.1	40.9	20.2	36.6	2.3
3.5.90	49.8	49.5	23.3	23.3	4.0
8.5.86	46.8	48.7	19.1	32.1	0.1
6.5.82	47.8	56.9	14.3	27.9	0.9
4.5.78	45.5	62.2	25.0	12.0	0.7
4.5.74	42.9	49.3	25.9	24.5	0.3
13.5.71	43.1	50.2	30.2	19.4	0.2
9.5.68	46.4	61.7	12.1	25.8	0.4
7.5.64	47.9	48.3	25.2	25.5	1.0

Changes 2002-06

	CON	LAB	LD	other	total
Old council 06	40	6	13	1	60
Vacancies	-	-	-	-	-
By-elections	-	-	-	-	-
Allegiance changes	-1	-	-	+1	-
New council 02	41	6	13	-	60

General statistics

		Bromley	London
May 2006	Electorate	230,197	5,340,657
May 2002	Electorate	226,262	5,209,247
Mid 2006 (GLA)	Resident population aged 18 and over	236,100	5,841,600
Mid 2002 (ONS)	Resident population aged 18 and over	231,400	5,750,200
2005/6	estimated % unemployed	5.6	7.7
2001/2	estimated % unemployed	4.2	6.6
April 2006	Band 'D' council tax	£1,160	£1,214
April 2002	Band 'D' council tax	£880	£895

% share of the poll

	Date	%poll	CON	LAB	LD	GRE	others	
Bickley	4 .5.06	42.9	72.7	10.0	17.3	-		
	2.5.02	36.5	70.9	12.2	16.9	-		
Biggin Hill	4 .5.06	43.2	51.9	3.3	44.8	-	UKIP	-
	2.5.02	36.1	38.9	4.5	51.8	-		4.8
Bromley Common and Keston	4 .5.06	40.1	66.4	8.3	14.9	10.4		
	2.5.02	38.8	54.4	6.1	36.2	3.4		
Bromley Town	4 .5.06	39.0	48.1	9.2	32.7	10.1	CPA	-
	2.5.02	35.4	46.2	8.9	37.7	3.9		3.3
Chelsfield and Pratts Bottom	4 .5.06	49.0	52.6	4.5	34.4	8.5		
	2.5.02	42.0	49.2	5.8	45.0	-		
Chislehurst	4 .5.06	40.6	54.4	7.5	10.9	10.1	IND	17.1
	2.5.02	34.6	64.8	13.3	15.3	6.6		-
Clock House	4 .5.06	40.4	32.4	17.5	33.3	16.8		
	2.5.02	36.2	26.2	16.6	57.2	-		
Copers Cope	4 .5.06	38.8	67.4	13.0	19.6	-	UKIP	-
	2.5.02	32.7	61.2	15.8	19.1	-		4.0
Cray Valley East	4 .5.06	32.5	37.2	15.4	47.5	-		
	2.5.02	27.2	25.9	24.6	49.5	-		
Cray Valley West	4 .5.06	35.9	25.5	25.7	22.1	-	BNP	UKIP
	2.5.02	28.4	25.4	38.2	30.8	-	18.8	7.9
Crystal Palace	4 .5.06	33.2	14.8	24.4	46.8	14.0		
	2.5.02	28.0	13.1	27.7	50.2	9.0		
Darwin	4 .5.06	46.7	77.4	5.5	17.1	-		
	2.5.02	42.5	81.8	2.9	15.3	-		
Farnborough and Crofton	4 .5.06	48.1	63.0	4.6	18.0	-	IND	UKIP
	2.5.02	45.8	54.9	3.8	41.3	-	13.7	0.7
Hayes and Coney Hall	4 .5.06	43.2	72.6	10.5	16.9	-		
	2.5.02	37.2	70.6	14.4	15.1	-		
Kelsey and Eden Park	4 .5.06	43.6	52.6	9.4	20.0	-	IND	UKIP
	2.5.02	42.4	50.2	9.2	37.5	-	18.1	-
Mottingham and Chislehurst North	4 .5.06	36.7	49.6	22.1	13.2	-	BNP	NF
	2.5.02	33.8	47.3	35.5	9.3	-	15.2	-
Orpington	4 .5.06	47.1	51.3	4.8	43.9	-		
	2.5.02	41.8	44.2	4.7	51.1	-		
Penge and Cator	4 .5.06	39.4	26.7	39.1	34.2	-	LIB	UKIP
	2.5.02	35.7	30.2	42.3	21.7	-	-	-
Petts Wood and Knoll	4 .5.06	49.1	75.1	5.7	19.2	-		
	2.5.02	42.3	69.9	7.4	22.7	-		
Plaistow and Sundridge	4 .5.06	42.9	55.9	9.8	27.6	6.7	UKIP	-
	2.5.02	32.9	43.1	10.5	40.1	3.4		2.9

% share of the poll

	Date	%poll	CON	LAB	LD	GRE	others
Shortlands	4 .5.06	45.7	72.9	14.9	12.3	-	
	2.5.02	39.3	68.7	11.9	19.5	-	
West Wickham	4 .5.06	46.5	73.2	11.5	15.3	-	
	2.5.02	40.6	71.7	12.0	16.2	-	

Results**Bickley**

Bloom, Colin C.	CON	3,277
Jenkins, Gordon W.	CON	3,242
Rideout, Catherine E.	CON	3,228
Milliner, Martin P.	LD	791
Taylor, Brian H.	LD	789
Coyte-Woods, Philippa R.	LD	737
Clough, Christopher G.	LAB	473
Campbell, Velma C.	LAB	444
Johnson, Arthur H.	LAB	418

Biggin Hill

2 CON gains from LD

Norrie, Gordon	CON	1,708
Benington, Julian W.	CON	1,651
Gostt, Geoffrey C.	LD	1,476
Shekyls, Walter R.	LD	1,426
Collins, Patrick H.	LAB	107
Price, Christopher J.	LAB	107

Bromley Common and Keston

Carr, Stephen L.	CON	3,012
Bennett, Ruth E.M.J.	CON	2,948
Michael, Alexa C.A.	CON	2,939
Blackburn, Sheila M.	LD	705
Carter, Alan	LD	704
Gill, Mark A.	LD	588
Appley, Adrian G.	GRE	466
Ellis, Tom A.	LAB	374
Buck, Ewan M.	LAB	371
Galvin, Kelly J.	LAB	365

Bromley Town

Maly, Stephen R.	CON	2,190
Hastings, David L.	CON	2,157
Phillips, Christopher W.S.	CON	2,083
Brooks, Peter R.	LD	1,570
Dear, David M.	LD	1,429
Sowter, Timothy C.	LD	1,372
Anstey, Simon	GRE	478
Armstrong, Robert	LAB	447
Scammell, Alison E.	GRE	438
Gordon, Jacob B.	GRE	431
Gibson, Michael A.	LAB	406
Comaish, Richard A.	LAB	376

Chelsfield and Pratts Bottom

Grainger, Julian P.G.	CON	3,008
Evans, Robert J.	CON	2,990
Huntington-Thresher, Samaris V.C.	CON	2,884
Borrowman, Duncan K.	LD	2,003
Goodlad, Elizabeth G.	LD	1,951
Hall, Michael J.	LD	1,856
Garrett, Ann C.	GRE	480
Collins, Gillian A.	LAB	274
Purnell, Christopher A.	LAB	242
Waterworth, John	LAB	242

Chislehurst

Boughey, Kathleen A.	CON	2,986
Bosshard, Eric	CON	2,910
Toms, Brian E.	CON	2,709
Hemming-Clark, John S.C.D.	IND	903
Magrath, Ian M.	LD	651
Webber, Sam D.	LD	557
Speed, Frances M.	GRE	532
Oliver, Rosemary M.	LD	515
Reid, Stuart T.	LAB	457
Mole, Christian R.	LAB	425
Wretham, Gareth L.	LAB	307

Clock House

1 CON gain from LD

Adams, Reginald W.	LD	1,707
Phillips, Sarah J.	CON	1,667
Abbotts, Benjamin P.	LD	1,663
Milner, Nicholas P.	CON	1,586
Christie-Smith, Johanna A.E.	LD	1,478
Laird, Dorothy J.	CON	1,454
Ambrose, Janet I.	LAB	925
Brooks, Kevin C.	LAB	826
Toomey, Margaret A.	GRE	815
King, Joshua M.P.	LAB	793

Copers Cope

Tickner, Michael J.	CON	2,904
Wells, Stephen F.C.	CON	2,895
Mellor, Russell L.	CON	2,848
Stocker, Kay S.	LD	851
Critchley, Julian M.D.	LD	837
Nash, Paul D.A.	LD	824
Lucey, Kathleen T.	LAB	563
Price, Belinda M.	LAB	558
Dempster, John A.	LAB	541

Cray Valley East

McBride, David	LD	1,595
Curry, Martin A.	LD	1,542
Thompson, Brenda D.	LD	1,522
Crawford, Damian J.	CON	1,297
Ince, John R.	CON	1,252
Ali, Jengiz	CON	1,102
Wright, John D.	LAB	518
Hayes, Gary D.	LAB	498
Flack, James I.	LAB	491

Cray Valley West

2 CON gains from LAB

Willetts, Colin	LAB	1,299
Ellis, Judith E.	CON	1,298
Stranger, Harry R.	CON	1,174
Gibbens, Susan	LAB	1,106
Holbrook, John R.	LAB	1,085
Bignell, Micheal J.	LD	1,083
Khanna, Lalit K.	CON	1,000
Barker, Harold J.	LD	993
Moran, Mark J.W.	LD	930
Moore, Ian	BNP	853
Foley, Thomas W.	UKIP	358

Crystal Palace

Gaster, Christopher R.	LD	1,345
Canvin, John R.	LD	1,255
Francis, Claire J.	LAB	680
Williams, Richard W.	LAB	674
Fordham, Nicholas C.L.	CON	435
Kingsford, Michael I.	CON	388
Moran, Karen A.	GRE	388

Darwin

Bloomfield, Peter J.	CON	1,327
de Vivo, Caroline J.	LD	294
Lewis, John C.H.	LAB	94

Farnborough and Crofton

Hillier, Jennifer M.	CON	3,591
Joel, Charles	CON	3,414
Stevens, Timothy C.	CON	3,245
Moran, Barbara J.	LD	1,038
Ross, Vivian C.	LD	1,017
Staggs, Leo J.	LD	875
Taylor, Kathryn M.	IND	743
Barker, Malcolm	LAB	276
Gay, Bryan P.	LAB	259
Guntrip, Harvey J.	LAB	219
Tracey, Kenneth J.	UKIP	38

Hayes and Coney Hall

Manning, Thelma A.	CON	3,799
Arthur, Graham L.	CON	3,586
Reddin, Neil R.	CON	3,423
Morgan, Mary J.	LD	862
Griffiths, Owen T.	LD	856
Daniell, Steven	LD	793
Cordell, David J.	LAB	569
Head, Katharine M.	LAB	511
Padoan, Laura D.	LAB	488

Kelsey and Eden Park

Dean, Peter L.	CON	2,678
Gilbert, Rebekah M.J.	CON	2,608
Reddin, Denise S.	CON	2,478
Foulger, Jeffrey W.	LD	1,148
Reed, Roderick A.	IND	1,054
Payton, Anthony R.	LD	904
Caine, Michael A.	LD	903
Wright, Laurence J.	IND	850
Benson, Shabana K.	IND	767
Curran, Therese M.	LAB	504
Watts, Richard F.	LAB	454
McCree, Clinton V.	LAB	424

Mottingham and Chislehurst Nort

Charsley, Roger D.	CON	1,404
Rideout, Charles J.	CON	1,315
Beattie, Barry	LAB	660
Lindsay, Donovan	LAB	554
Hazell, Tony L.	BNP	416
Houghton, John P.	LD	365
Coyte, Jane	LD	357

Orpington

3 CON gains from LD

Hobbins, Peter J.	CON	2,749
Huntington-Thresher, William K.E.	CON	2,674
Tunncliffe, Pauline A.	CON	2,627
Powell, Jennifer A.	LD	2,363
Loosemore-Reppen, Gerda C.	LD	2,279
Rabbatts, Helen C.	LD	2,245
Parker, Derrick J.	LAB	268
Taylor, Christopher W.	LAB	244
Rangasamy, Jeeva P.	LAB	241

Penge and Cator

Getgood, John M.	LAB	1,727
Fookes, Peter T.	LAB	1,714
Roberts, Karen A.	LAB	1,695
Papworth, Thomas J.	LD	1,525
Price, Emma V.	LD	1,512
Whitaker, Sonia M.	LD	1,455
Harding, Paul R.	CON	1,305
Mughal, Hamid M.	CON	1,100
Gulaid, Ismail B.	CON	1,099

Petts Wood and Knoll

Owen, Anthony M.	CON	3,757
Auld, Douglas M.	CON	3,688
Fawthrop, Simon H.	CON	3,474
Edwards, Eileen	LD	1,313
Oldman, Michael	LD	981
Bignell, Dawn M.M.	LD	501
Lisle, Peter J.	LAB	323
Parke, John A.C.	LAB	255
Shufflebotham, Roy D.	LAB	252

Plaiستow and Sundridge

Morgan, Peter L.W.	CON	2,649
Smith, Colin P.	CON	2,601
Turner, Michael	CON	2,543
Woods, Lennard D.	LD	1,294
Deves, Michael F.	LD	1,292
Philpott, Toby P.J.G.	LD	1,258
Barber, Andrew C.	LAB	481
Saunders, Peter E.	LAB	459
Richards, Julian G.	LAB	420
Windall, Gillian F.	GRE	403
Street, John R.	GRE	220

Shortlands

Noad, Ernest G.	CON	2,443
Taylor, George R.	CON	2,375
Hart, Richard E.	LAB	493
Alsworth, Glyn	LAB	490
Gaster, Hilary E-A.	LD	417
Hurworth, Mary S.	LD	393

West Wickham

Hubbard, Carole M.	CON	3,763
Humphrys, Brian C.	CON	3,665
Bennett, Nicholas J.	CON	3,554
Lane, Ivor A.	LD	800
Radford, Graham F.K.	LD	778
Homewood, Shirley A.	LD	720
Kent, Gary N.	LAB	590
Burn, Alan J.	LAB	585
Simms, Michael A.	LAB	554

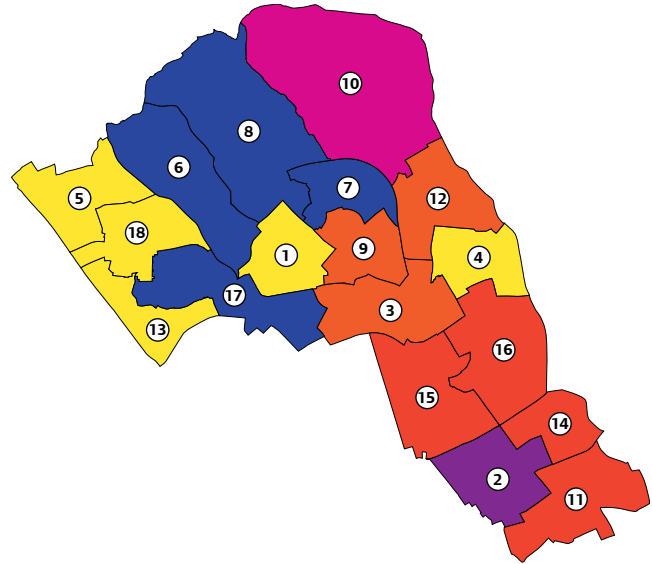
By-elections

There were no by-elections in Bromley

Camden

Liberal Democrat - Conservative joint administration

- | | |
|----------------------------------|-------------------------------|
| 1 Belsize | 11 Holborn and Covent Garden |
| 2 Bloomsbury | 12 Kentish Town |
| 3 Camden Town with Primrose Hill | 13 Kilburn |
| 4 Canteloves | 14 King's Cross |
| 5 Fortune Green | 15 Regent's Park |
| 6 Frognal and Fitzjohns | 16 St Pancras and Somers Town |
| 7 Gospel Oak | 17 Swiss Cottage |
| 8 Hampstead Town | 18 West Hampstead |
| 9 Haverstock | |
| 10 Highgate | |



An index of party codes and a legend for the borough maps can be found on page xxxii.

State of the parties, 1964-06

	CON	LAB	LD	other	total
4.5.06	14	18	20	2	54
2.5.02	11	35	8	-	54
7.5.98	10	43	6	-	59
5.5.94	7	47	5	-	59
3.5.90	15	42	2	-	59
8.5.86	13	44	2	-	59
6.5.82	26	33	-	-	59
4.5.78	26	33	-	-	59
4.5.74	12	48	-	-	60
13.5.71	11	49	-	-	60
9.5.68	42	18	-	-	60
7.5.64	26	34	-	-	60

% share of the poll, 1964-06

	% poll	CON	LAB	LD	other
4.5.06	37.5	26.8	29.5	27.3	16.4
2.5.02	28.5	25.9	33.7	22.5	17.9
7.5.98	33.4	23.0	44.1	22.7	10.1
5.5.94	42.3	21.0	48.2	18.1	12.7
3.5.90	46.2	26.2	44.2	9.8	19.8
8.5.86	46.7	26.9	50.0	19.7	3.4
6.5.82	45.1	33.6	40.8	25.0	0.6
4.5.78	43.4	47.6	46.9	3.2	2.2
4.5.74	37.1	37.1	54.7	7.0	1.2
13.5.71	38.2	37.7	59.5	1.8	1.0
9.5.68	34.8	54.9	38.5	5.5	1.1
7.5.64	35.6	40.7	51.8	5.7	1.7

Changes 2002-06

	CON	LAB	LD	other	total
Old council 06	11	36	7	-	54
Vacancies	-	-	-	-	-
By-elections	-	-	-	-	-
Allegiance changes	-	+1	-1	-	-
New council 02	11	35	8	-	54

General statistics

		Camden	London
May 2006	Electorate	147,383	5,340,657
May 2002	Electorate	139,414	5,209,247
Mid 2006 (GLA)	Resident population aged 18 and over	165,800	5,841,600
Mid 2002 (ONS)	Resident population aged 18 and over	169,400	5,750,200
2005/6	estimated % unemployed	8.3	7.7
2001/2	estimated % unemployed	7.6	6.6
April 2006	Band 'D' council tax	£1,285	£1,214
April 2002	Band 'D' council tax	£1,006	£895

% share of the poll

	Date	%poll	CON	LAB	LD	GRE	others		
Belsize	4.5.06	38.3	37.4	13.9	41.0	7.7			
	2.5.02	31.8	42.0	29.9	18.1	10.0			
Bloomsbury	4.5.06	34.2	34.2	37.9	12.7	13.0	IND	SA	
	2.5.02	27.2	31.8	37.7	15.2	9.1	–	6.2	
Camden Town with Primrose Hill	4.5.06	42.0	14.8	35.8	38.9	10.5	CPA	IND	
	20.6.02	27.9	17.4	29.0	28.4	4.4	–	22.9	
	2.5.02	33.5	18.0	30.3	22.2	9.0	1.1	19.5	
Cantelowes	4.5.06	35.3	12.0	31.9	40.5	15.6			
	2.5.02	25.5	13.8	46.8	20.4	19.1			
Fortune Green	4.5.06	34.7	22.9	18.9	46.5	11.7			
	2.5.02	28.5	15.3	20.5	55.5	8.7			
Frognaal and Fitzjohns	4.5.06	32.2	59.7	13.4	15.4	11.6			
	2.5.02	25.0	57.5	18.1	16.7	7.7			
Gospel Oak	4.5.06	45.9	39.6	35.5	13.4	11.6	CPA		
	2.5.02	29.3	24.6	40.9	18.1	14.1	2.4		
Hampstead Town	4.5.06	49.1	47.1	11.6	32.2	7.7	IND	1.4	
	2.5.02	38.8	40.9	13.5	34.0	11.6	–		
Haverstock	4.5.06	38.3	11.8	37.0	40.5	10.7	CPA	SA	
	20.2.03	23.2	18.2	27.8	42.8	6.4	–	4.8	
	2.5.02	24.7	18.8	45.4	20.1	14.0	1.8	–	
Highgate	4.5.06	47.4	31.3	25.4	9.8	33.5	SA		
	2.5.02	38.0	26.1	29.5	12.0	25.2	7.2		
Holborn and Covent Garden	4.5.06	31.7	29.3	40.2	16.0	14.4			
	2.5.02	24.5	22.3	49.0	15.9	12.8			
Kentish Town	4.5.06	41.8	8.3	31.2	36.3	24.2	CPA	SA	
	2.5.02	29.3	8.3	35.1	25.1	14.8	1.7	15.1	
Kilburn	4.5.06	34.7	13.9	37.4	40.9	7.8	CPA	IND	
	2.5.02	24.0	17.3	43.9	14.2	10.9	4.1	9.7	
King's Cross	4.5.06	31.3	17.5	37.7	24.0	13.8	–	6.9	
	2.5.02	21.3	21.6	48.9	16.4	10.1	2.9	–	
Regent's Park	4.5.06	36.8	26.9	41.3	14.9	16.9			
	2.5.02	30.0	25.3	42.9	11.2	20.6			
St Pancras and Somers Town	4.5.06	39.0	12.6	37.9	10.6	10.7	IND	R	SA
	2.5.02	23.5	13.6	48.1	19.1	8.1	–	–	11.2
Swiss Cottage	4.5.06	32.0	46.0	22.0	16.3	12.6	CPA	IND	UKIP
	2.5.02	28.6	50.0	21.5	18.2	8.7	–	1.6	–
West Hampstead	4.5.06	31.2	19.8	24.4	43.9	11.9			
	2.5.02	28.1	12.7	25.3	52.2	9.7			

Results

Belsize

3 LD gains from CON

Rowell, Alexis C.	LD	1,358
Basson, Christopher J.	LD	1,349
Graves, Arthur T.	LD	1,268
Bucknell, Jonathan M.	CON	1,233
Wauchope, Piers A.C.	CON	1,205
Gunn, Sheila M.	CON	1,187
Deshmukh, Sadashivrao N.	LAB	471
McGregor, Matthew T.	LAB	462
Westaway, Jenny L.	LAB	410
Ennis, Jane S.	GRE	278
Courts, Anya	GRE	260
Spanier, Adam	GRE	207

Bloomsbury

1 CON gain from LAB

Abraham, Penelope F.	LAB	1,004
Chowdhury, Fazlul K.	LAB	928
Hossack, Rebecca A.	CON	898
Brayshaw, Peter	LAB	896
Morritt, Robert D.	CON	835
Lavery, Janice	CON	819
Rees, Linus W.	GRE	353
Deys, Caroline M.	LD	344
Ali, Shahrar	GRE	329
Deller, Steven J.	LD	323
Graham, George W.	GRE	284
Moser, Philip C.H.	LD	282
Halsey, Andrew	IND	53

Camden Town with Primrose Hill

Naylor, Christopher J.F.	LD	1,367
Callaghan, Patricia A.	LAB	1,357
Campbell, Elizabeth M.	LD	1,357
Lefley, John	LD	1,293
Sumner, Jake T.	LAB	1,186
Quadir, Abdul	LAB	1,152
Mitchell, William L.	CON	527
Norman, Alexander J.	CON	501
Horne, Peter J.	CON	497
Chatham, Nicola J.	GRE	414
Thurgood, Vincent	GRE	356
Wendt, Hilary R.H.	GRE	313

Cantelowes

3 LD gains from LAB

Braithwaite, Paul N.	LD	1,193
Rawlings, Benjamin C.	LD	1,129
Carver, Frederic H.	LD	1,101
Doolan, John S.	LAB	923
Greene, Dermot R.	LAB	891
Lowe, Hilary	LAB	884
Wilson, Elizabeth	GRE	497
Bury, Francesca	GRE	440
Zatz, Rachel	GRE	380
Barnes, Judith	CON	372
Dollimore, Richard A.	CON	334
Ricketts, Carole	CON	305

Fortune Green

Rea, Felicity M.P.	LD	1,446
Schopflin, Jane	LD	1,187
Eagling, Russell	LD	1,132
Downham, Heather C.	CON	667
Hornbuckle, Jean M.	CON	608
Seaman, Miles A.	LAB	580
Denison-Pender, Peter R.	CON	576
Dawber, Howard	LAB	545
Nur, Mohamoud	LAB	402
Murray, Billy	GRE	354
Nella, Lucia	GRE	305
Smith, Benjamin F.	GRE	291

Frognaal and Fitzjohns

Davies, Martin J.	CON	1,603
Somper, Dawn A.	CON	1,513
Mennear, Karl A.	CON	1,500
Litman, Diane	LD	453
Templeton, Alan A.	LD	394
Gardiner, Thomas K.	LAB	364
Sanderson, Peter J.E.	LAB	353
Wagner, Erich	LD	342
Harris, Charles H.	GRE	331
Salice, Luca	LAB	316
Ross, Edward	GRE	296
Spiller, Tatton L.	GRE	267

Gospel Oak

3 CON gains from LAB

Mitchell, Lindsey	CON	1,378
Philp, Chris I.	CON	1,333
Sedgwick, Keith A.	CON	1,297
Gimson, Sally L.	LAB	1,225
Chada, Raj	LAB	1,220
Guthrie, Janet M.	LAB	1,150
Jackson-Roberts, Margaret A.	LD	519
Noel, Laura F.	LD	461
Karen, Josephine	GRE	428
Walby, Jane K.	GRE	411
Newbrook, Herbert J.	LD	373
Thomas, Richard	GRE	337

Hampstead Town

1 CON gain from LD

Greene, Michael J.	CON	1,842
Roberts, Kirsty	CON	1,641
Knight, Christopher W.	CON	1,605
Fordham, Edward T.	LD	1,293
Chung, Linda	LD	1,204
Fryer, Jonathan H.	LD	980
Gracey, Hugh M.	LAB	446
Carr, Myra J.	LAB	418
Tomlinson, Paul E.	LAB	384
Gascoigne, Brian	GRE	328
Collins, Charlotte S.	GRE	287
Sapietis, Una	GRE	214
Kettell, Brian	IND	52

Haverstock

1 LD gain from LAB

Fraser, Jill E.	LD	1,417
Hoque, Syed M.	LAB	1,118
Shaw, Roy E.	LAB	1,106
Miles, Dudley R.A.	LD	1,085
Horvat-Marcovic, Simon E.	LD	1,058
Katz, Michael D.	LAB	1,034
Stally, Joan	CON	362
Charlesworth, Sue	GRE	351
Bahns, Robert	GRE	347
Frost, Timothy	CON	338
McGregor, Ross A.	CON	337
Milford, Edward M.	GRE	244

Highgate

2 GRE gains from LAB; 1 CON gain from LAB

de Souza, Maya H.	GRE	1,336
Barton, Paul J.	CON	1,221
Oliver, Adrian J.	GRE	1,210
Tyler, Quentin	GRE	1,159
Benardout, Gary M.	CON	1,129
Merrin, Richard J.	CON	1,121
Cosin, Maggie I.	LAB	1,016
Queen, George D.	LAB	922
Thane, John S.	LAB	873
Potts, Henry W.W.	LD	406
Watkins, Laura H.A.	LD	356
Wainwright, Philip C.	LD	325

Holborn and Covent Garden

Vincent, Susan	LAB	1,085
Fulbrook, Julian G.H.	LAB	1,079
Woodrow, Brian	LAB	988
Frost, Alison A.R.	CON	810
Barnes, Timothy P.L.	CON	758
Nelson, Philip E.	CON	731
Hanna, Elizabeth J.	LD	489
Protheroe, Benedict	GRE	449
Grossman, Stanley I.	LD	417
Hodgkinson-Barrett, Grace C.	GRE	364
Litman, Simieon E.	LD	347
Houghton, Stuart	GRE	319

Kentish Town

2 LD gains from LAB

Thompson, Philip	LD	1,421
Ansari, Omar F.	LD	1,268
Anderson, Lucy N.	LAB	1,213
Scott, Ralph	LD	1,198
Horan, David P.L.	LAB	1,087
Berry, Sian R.	GRE	1,057
Krymer, Deirdre D.	LAB	1,042
Chatham, Edward J.	GRE	772
Goodman, Alexander D.E.	GRE	760
Murphy, Matthew J-P.	CON	308
Bartlett, Doreen F.	CON	306
Porter, Graham	CON	271

Kilburn

3 LD gains from LAB

Abrahams, David R.D.	LD	1,122
Grauberg, Janet C.	LD	1,084
King, James R.	LD	1,071
Hammond, Aileen	LAB	1,008
Rolfe, John A.	LAB	1,005
Turner, Philip J.	LAB	985
Cossar, Andrew J.	CON	393
Banchero, Carlo C.	CON	382
Gyimah, Samuel P.	CON	336
Collins, John B.	GRE	224
Mustoe, Sophia	GRE	214
Elkan, Miriam N.	GRE	188

King's Cross

Hai, Abdul	LAB	1,071
Simpson, Jonathan A.	LAB	956
Jayatilaka, Geethika K.	LAB	946
Harris, Trevor P.	LD	662
Prior, Huw E.	LD	627
Simmons, David N.	LD	600
Douglass, Barbara	CON	483
Christian, Paul F.G.	CON	476
Hunkin, Jamieson C.C.	CON	424
Wood, Joy E.	GRE	375
Gordon, Kate	GRE	360
Endicott, Neil D.	GRE	355
Abay, Alem-Seged	IND	182

Regent's Park

Ali, Nasim	LAB	1,329
Blackwell, Theodore W.	LAB	1,204
Johnson, Heather M.	LAB	1,172
Potel, Michele J.	CON	814
Morris, James G.	CON	804
Iredale, John E.R.D.	CON	792
Bennett, Natalie L.	GRE	616
Brown, Anne L.C.	LD	586
Plowden, Stephen P.C.	GRE	463
Derbyshire, Joel J.	GRE	434
Nicholson, Lawrence J.	LD	424
Waddington, Richard J.	LD	330

St Pancras and Somers Town

Robinson, Roger L.	LAB	1,399
Islam, Nural	LAB	1,264
Stewart, Ruth A.	LAB	1,212
Hira, Nuruzzaman	R	781
Campbell, Mary L.B.	GRE	517
Grover, Rohit R.	CON	440
Finer, Margaret A.	LD	433
Ricketts, Robert	CON	429
Salam, Abdul	CON	422
Eden, Richard J.	GRE	369
Marquand, Charles N.H.	LD	332
Waddington, Barbara D.E.	LD	317
Hodgkinson-Barrett, Matthew J.	GRE	213
Austin, Robert I.J.	IND	181

Swiss Cottage

Marshall, Andrew	CON	1,292
Freeman, Roger J.	CON	1,272
Williams, Donovan W. St.J.	CON	1,243
Bligh, Katharine V.	LAB	659
Ansari, Selman	LAB	638
Newbrook, Jillian	LD	543
Keal, Charles A.	LAB	522
Charvet, Elizabeth A.V.	GRE	435
Sloane, Harriet L.	LD	405
Twite, Sally P.	LD	400
Wills, Lucy K.	GRE	355
Wheatley, Alan R.	GRE	255
Nielsen, Magnus	UKIP	63
Komesha, Alphonse	CPA	25

West Hampstead

Moffitt, Keith	LD	1,189
Bryant, John W.	LD	1,107
Greenland, Duncan T.	LD	974
Berridge, Virginia S.	LAB	672
Kingscote, Geoffrey L.W.	LAB	598
Hedges, Charles W.	LAB	545
Mackover, Elaine B.	CON	544
Samiotis, John	CON	478
Watzlaff, Marcus R.	CON	451
Thomas, Lucy S.	GRE	309
Green, Debra J.	GRE	300
Dewar, Kari-Lourdes	GRE	275

By-elections

Camden Town with Primrose Hill*LAB gain from LD**20 June 2002*

Sumner, Jake T.	LAB	652
Lefley, John	LD	594
Lazenby, Gloria P.	IND	516
Horne, Peter J.	CON	392
Wills, Lucy K.	GRE	98

*Resignation of Barnard, Justin (LD)***Haverstock***LD gain from LAB**20 February 2003*

Fraser, Jill E.	LD	746
Thomson, Paul A.H.	LAB	484
Horne, Peter J.	CON	318
Gillam, Sarah J.	GRE	112
Platt, Sydney E.	SA	84

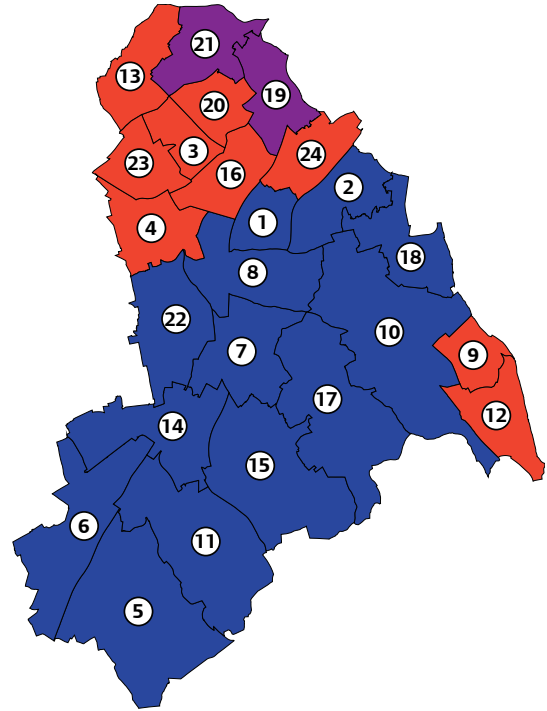
Resignation of Dickie, John K. (LAB)

Croydon

Conservative administration

1	Addiscombe	13	Norbury
2	Ashburton	14	Purley
3	Bensham Manor	15	Sanderstead
4	Broad Green	16	Selhurst
5	Coulsdon East	17	Selsdon and Ballards
6	Coulsdon West	18	Shirley
7	Croham	19	South Norwood
8	Fairfield	20	Thornton Heath
9	Fieldway	21	Upper Norwood
10	Heathfield	22	Waddon
11	Kenley	23	West Thornton
12	New Addington	24	Woodside

An index of party codes and a legend for the borough maps can be found on page xxxii.



State of the parties, 1964-06

	CON	LAB	LD	other	total
4.5.06	43	27	-	-	70
2.5.02	32	37	1	-	70
7.5.98	31	38	1	-	70
5.5.94	30	40	-	-	70
3.5.90	41	29	-	-	70
8.5.86	44	26	-	-	70
6.5.82	62	5	-	3	70
4.5.78	56	11	-	3	70
4.5.74	40	17	-	3	60
13.5.71	30	27	-	3	60
9.5.68	47	1	1	11	60
7.5.64	21	21	-	18	60

% share of the poll, 1964-06

	% poll	CON	LAB	LD	other
4.5.06	40.4	44.7	25.6	13.3	16.4
2.5.02	34.5	45.4	37.9	12.1	4.7
7.5.98	37.8	47.5	38.2	12.1	2.2
5.5.94	46.5	42.5	38.9	15.4	3.2
3.5.90	45.8	48.1	35.2	9.7	7.0
8.5.86	42.7	45.1	28.8	23.9	2.2
6.5.82	40.3	55.6	18.6	22.5	3.2
4.5.78	41.6	59.8	29.4	6.6	4.1
4.5.74	39.0	52.8	30.5	14.3	2.4
13.5.71	37.7	47.4	40.8	6.1	5.7
9.5.68	36.2	58.9	16.9	11.9	12.3
7.5.64	38.2	41.6	35.4	11.4	11.6

Changes 2002-06

	CON	LAB	LD	other	total
Old council 06	30	37	2	-	69
Vacancies	1	-	-	-	1
By-elections	-	-	-	-	-
Allegiance changes	-1	-	+1	-	-
New council 02	32	37	1	-	70

General statistics

		Croydon	London
May 2006	Electorate	242,291	5,340,657
May 2002	Electorate	240,149	5,209,247
Mid 2006 (GLA)	Resident population aged 18 and over	255,400	5,841,600
Mid 2002 (ONS)	Resident population aged 18 and over	255,300	5,750,200
2005/6	estimated % unemployed	7.0	7.7
2001/2	estimated % unemployed	5.6	6.6
April 2006	Band 'D' council tax	£1,302	£1,214
April 2002	Band 'D' council tax	£854	£895

% share of the poll

	Date	%poll	CON	LAB	LD	GRE	others				
Addiscombe	4.5.06	40.0	36.4	32.1	14.9	16.6	PC				
	2.5.02	36.4	36.3	52.7	-	-	11.1				
Ashburton	4.5.06	42.7	49.5	19.8	11.1	12.7	PC	UKIP			
	2.5.02	38.8	51.8	42.0	-	-	6.2	6.8			
Bensham Manor	4.5.06	33.0	25.6	49.6	-	16.2	IND	MRL	UKIP		
	10.6.04	37.1	16.5	50.7	15.2	6.7	1.1	-	-	8.5	
	2.5.02	28.8	22.6	71.5	-	-	-	1.2	-	8.6	5.8
Broad Green	4.5.06	31.5	30.6	49.1	15.1	-	COMB	UKIP			
	2.5.02	25.2	21.7	67.5	-	-	5.2	-			
Coulsdon East	4.5.06	57.2	63.2	-	36.8	-					
	2.5.02	53.8	47.2	5.8	47.1	-					
Coulsdon West	4.5.06	43.0	60.1	10.4	16.1	9.6	PC				
	2.5.02	36.1	60.8	21.8	17.3	-	3.8				
Croham	4.5.06	41.4	51.9	14.0	15.5	12.0	PC	UKIP			
	2.5.02	38.7	50.3	15.8	29.7	-	2.3	4.3			
Fairfield	4.5.06	37.6	44.6	18.3	14.0	13.8	MRL	PC	UKIP		
	15.12.06	28.1	54.0	32.3	8.3	3.0	4.4	-	4.9		
	2.5.02	36.6	45.7	36.1	12.6	-	1.1	1.3	-		
Fieldway	4.5.06	34.2	22.5	34.9	7.1	-	BNP	IND	MRL	UKIP	
	16.6.05	28.0	37.7	52.4	7.2	-	27.2	-	-	8.4	
	2.5.02	23.9	34.6	65.4	-	-	-	2.5	0.3	-	
Heathfield	4.5.06	44.7	63.6	14.5	12.9	-	UKIP				
	2.5.02	36.1	65.9	26.0	-	-	9.0				
Kenley	4.5.06	41.7	57.9	9.8	15.9	16.5					
	2.5.02	33.2	67.1	15.0	17.8	-					
New Addington	4.5.06	44.8	29.7	37.2	4.0	-	BNP	UKIP			
	2.5.02	28.5	42.0	51.3	6.8	-	22.0	7.3			
Norbury	4.5.06	43.6	32.4	46.8	10.8	10.0	IND				
	2.5.02	43.1	40.7	45.8	-	-	-				
Purley	4.5.06	40.9	54.7	11.9	15.1	12.5	UKIP				
	2.5.02	34.9	61.6	20.0	18.3	-	5.8				
Sanderstead	4.5.06	48.6	72.9	8.3	11.8	-	7.0				
	2.5.02	44.2	72.9	13.9	13.2	-	-				
Selhurst	4.5.06	31.4	24.6	43.4	15.8	16.3					
	2.5.02	25.2	22.3	64.0	13.6	-					
Selsdon and Ballards	4.5.06	50.4	68.8	9.4	13.2	-	UKIP				
	2.5.02	40.9	68.9	15.6	15.5	-	8.6				
Shirley	4.5.06	48.1	49.2	13.9	9.8	9.6	IND				
	2.5.02	38.6	56.3	32.5	11.2	-	17.6				

% share of the poll

	Date	%poll	CON	LAB	LD	GRE	others		
South Norwood	4.5.06	37.2	33.0	31.6	14.4	15.9	UKIP		
	2.5.02	29.1	28.6	45.5	14.0	8.6	5.2 3.3		
Thornton Heath	4.5.06	31.5	24.2	43.3	20.7	11.8	IND		
	2.5.02	28.4	23.4	57.8	12.0	-	- 6.8		
Upper Norwood	4.5.06	37.9	39.5	39.1	0.0	16.7	PC		UKIP
	2.5.02	34.6	31.8	51.1	11.0	-	-	4.7	-
Waddon	4.5.06	45.7	43.2	37.6	7.6	9.2	PAA		
	2.5.02	35.0	43.2	45.2	11.6	-	2.4 -		
West Thornton	4.5.06	31.4	27.1	41.9	16.2	14.8			
	2.5.02	26.8	25.8	62.2	12.0	-			
Woodside	4.5.06	33.8	26.4	33.6	14.7	14.3	IND	PAA	RES
	2.5.02	30.8	28.7	54.1	-	-	-	5.3	5.6
							17.2	-	-

Results**Addiscombe**

3 CON gains from LABCP

Price, Andrew R.	CON	1,948
Garcia de La Huerta, Maria	CON	1,842
Jackson, Russell A.	CON	1,793
Fitzsimons, Sean E.	LAB	1,672
Campbell, Amanda N.	LAB	1,653
Watson, Mark	LAB	1,607
Barnsley, Mario S.G.G.	GRE	850
Rogers, Paul M.	LD	760

Bensham Manor

Rajendran, Nanoo	LAB	1,846
Shaw, Paula M.	LAB	1,805
Sohoye, Greta	LAB	1,670
Taylor, Roger C.	CON	1,117
Tooze, John L.	CON	861
Winborn, Alan J.	CON	774
Parsons, Susan	GRE	581
Feisenberger, James R.	UKIP	305

Ashburton

Frost, Lindsay P.	CON	2,513
Arram, Edwin	CON	2,431
Slipper, Avril E.M.	CON	2,390
Macdonald, Rona M.	LAB	1,057
Spalding, Peter L.	LAB	971
Singh, Jitinder	LAB	904
Golberg, Bernice C.	GRE	628
Ramful, Nirma	LD	550
Nathan, Jeanette E.A.	UKIP	336

Broad Green

Collins, Stuart	LAB	1,777
Selva, Mike	LAB	1,660
Shahul-Hameed, Manju	LAB	1,576
Parker, Ian J.	CON	1,076
Ratnaraja, Patrick R.	CON	1,073
Thomas, Jill	CON	975
Mohiuddin, Syed A.	LD	513
Latham, Peter	COMB	177

Coulsdon East

1 CON gain from LD

Wright, Christopher	CON	3,393
Udell, Brian A.	CON	3,321
Lenton, Theresa R.	CON	3,102
Atkins, Ian R.	LD	2,124
Hargrave, Simon E.	LD	1,817
Knight, Patricia F.L.	LD	1,765

Coulsdon West

Osland, David J.	CON	2,706
Barwell, Gavin L.	CON	2,685
Cakebread, Brian M.	CON	2,640
Bristow, Avril S.	LD	775
Callen, Jean A.	LD	745
Glaister, Brian	LD	627
Ward, Sarah	LAB	481
Ackland, Richard G.	LAB	475
Findell, Lee J.	LAB	435
Lindsay, Andrew	GRE	429
Lockwood, Sheila A.	PC	168

Croham

Gatland, Maria R.	CON	2,590
Neal, Michael A.	CON	2,418
Perry, Jason S.	CON	2,378
Bishopp, Michael T.A.	LD	861
Crampton, Sheelagh D.	LD	739
Doughty, Laura T.	LAB	722
Anderson, Paul M.	LAB	697
Maxfield, Edward R.	LD	609
Harris, Stephen	GRE	569
Mburu, James N.	LAB	566
Bailey, William J.	UKIP	206
Lane, Evelyn J.	PC	113
Cannam, Debra	PC	112
Samuel, Mark R.L.	PC	96

Fairfield

Mohan, Vidhyacharan R.	CON	2,070
Winborn, Susan	CON	2,042
Fitze, Roy D.	CON	2,010
Horah, Peter N.	LAB	870
Gosling, Yvonne	LAB	834
O'Donnell, Dominic G.	LAB	807
George, Jill S.	LD	640
Barnsley, Julia A.	GRE	629
Wigley, Edwin R.	UKIP	226
Cartwright, John S.	MRL	200

Fieldway

Hall, Simon A.	LAB	949
Bonner, Carole M.	LAB	826
Bedford, Matthew J.	BNP	692
Petit, Roland F.	CON	667
Stranack, Andrew J.	CON	477
Robson, Lynnda N.	UKIP	213
Jefkins, Heather J.	LD	180

Heathfield

Mead, Margaret V.	CON	3,076
Pollard, Helen S.	CON	2,936
Taylor, Enley C.	CON	2,749
Jones, Sarah A.	LAB	761
Cleary, Stephen A.	LD	654
O'Donnell, Moira	LAB	642
Tansley, Romney	LAB	598
Ladanyi, Peter S.	LD	529
Paice, Andrew	UKIP	411

Kenley

Buttinger, Janice A.	CON	2,631
O'Connell, Stephen J.	CON	2,530
Hollands, Steven L.V.	CON	2,523
Catto, Angela	LD	757
Voute, Tom	GRE	729
Evans, Linda	LD	650
Prince, Joy I.D.	LAB	461
Mir, Mohammed B.	LAB	406

New Addington

Kirby, Brenda P.	LAB	1,356
Ayres, George	LAB	1,257
Kirby, Peter T.	CON	1,046
Pearson, Anthony R.	CON	1,040
Le May, Clifford J.	BNP	772
Edwards, Ian D.	UKIP	256
Offer, Stephanie C.E.H.	LD	139

Norbury

Mansell, Margaret R.	LAB	2,434
Khan, Shafi	LAB	2,428
Chowdhury, Sherwan, H.	LAB	2,333
Hutchens, Gloria J.	CON	1,751
Gunter, Tirena H.	CON	1,679
Kellett, Adam	CON	1,557
Held, Leo C.E.	LD	553
O'Sullivan, Michael	GRE	511

Purley

Bass, Graham J.	CON	2,768
Millard, Derek G.	CON	2,631
Speakman, Donald S.	CON	2,488
Austin, Kathleen V.	LD	786
Bagnall, Collin A.K.	LAB	700
Burnett, Gordon E.	LD	670
Desorgher, Simon J.	GRE	599
Khan, Maria	LAB	528
Pandita-Gunawardena, Suren D.	LAB	495
Garner, Kathleen	UKIP	280

Sanderstead

Hale, Lynne C.	CON	3,567
Pollard, Timothy S.	CON	3,470
Hopley, Yvette	CON	3,447
Howard, Anne	LD	570
Gauge, Susan B.	LD	562
Harvey, Daniel J.	LAB	429
Buttigieg, Barry P.	LAB	393
Singh Madhar, Tejinder	LAB	369
Smith, Alan G.	UKIP	338

Selhurst

Godfrey, Timothy	LAB	1,652
Letts, Toni E.	LAB	1,597
Ryan, Gerald M.	LAB	1,452
Bird, Margaret	CON	906
Terrey, Audrey K.	CON	893
Proudfoot, William A.	CON	861
Braid-Pittordou, Megan E.A.	GRE	588
Roulstone, Lynn H.	LD	570

Selsdon and Ballards

Bashford, Sara J.	CON	3,396
Mead, Dudley S.	CON	3,357
Thomas, Philip J.	CON	3,215
Jefferies, John M.	LD	651
Burnett, Margaret L.	LD	625
Hopson, Peter W.	LAB	535
Goonetilleke, Rae F.E.	LAB	451
Smith, Claire J.	UKIP	416
Yusoof, Olufemi M.	LAB	373

Shirley

Marshall, Janet A.	CON	3,270
Chatterjee, Richard R.	CON	2,924
Fisher, Michael D.	CON	2,888
Nicodemi-Ehikioya, Marzia	IND	1,083
Glass, Norman J.	LAB	896
Justice, Mark	LAB	869
Walters, Lorraine A.	LAB	799
West, Paul F.	LD	603
Dixon, Ian E.	GRE	590

South Norwood

2 CON gains from LAB

Bennett, Susan E.	CON	1,670
Clancy, Luke S.	CON	1,523
Avis, Jane	LAB	1,492
Bee, Katharine D.	LAB	1,393
Bagnall, Andrew S.K.	LAB	1,385
Quadir, Mohammed B.	CON	1,271
Fernandes-Bonnar, Tim	GRE	717
Hardy-McBride, Julie	LD	684
Perry, Jan	LD	616
Hutchings, Brian L.	UKIP	233

Thornton Heath

Clouder, Patricia	LAB	1,644
Kyeremeh, Matthew Y.A.	LAB	1,427
Woodley, Louisa P.	LAB	1,421
Evans, Florence M.	CON	902
Hutchens, Melanie J.	CON	833
Cope, Jonathan R.	LD	819
O'Connell, Michelle M.L.	CON	776
Dering, Stephen	LD	697
Howard-Jones, Tomas	LD	638
Tink, Michael P.	GRE	408

Upper Norwood

2 CON gains from LAB

Askey, Robert M.	CON	1,650
Ryan, Patrick T.	LAB	1,637
Filbey, George A.	CON	1,566
Flemming, Alisa A.	LAB	1,561
Hilley, Clare V.	CON	1,489
Payne, Ian G.	LAB	1,461
Martin, Anna L.	GRE	732
Khan, Shasha	GRE	729
Real, Thomas L.	GRE	527
Tyndall, Joan F.	UKIP	185

Waddon

3 CON gains from LAB

Harris, Anthony	CON	2,335
Driver, Jonathan M.	CON	2,285
Hoar, Simon J.	CON	2,215
Butler, Alison J.	LAB	2,040
McAree, Charlotte M.	LAB	1,973
Smith, Paul J.	LAB	1,942
Davey, Mary J.	GRE	485
Hargrave, Valerie B.	LD	402
Gauge, Geoffrey V.	LD	395
Daisley, Eileen E.	PAA	135
Crawley, Alan	PAA	133
Crawley, Jean H.	PAA	117

West Thornton

Chandarana, Raj	LAB	1,660
Khan, Bernadette	LAB	1,521
Mogul, Mike I.	LAB	1,387
Blair, Christina O.	CON	1,115
Bezginsoy, Mehmet	CON	919
Duven, Bilgin	CON	916
Ahsanollah, Mahmud	LD	590
Natarajan, Santheya	GRE	539

Woodside

Jewitt, Karen	LAB	1,463
Newman, Anthony J.	LAB	1,415
Scott, Paul W.	LAB	1,225
Grainger, Benjamin J.	CON	1,178
Wright, Desmond J.	CON	1,059
Ghero, Stephen	CON	987
West, Patricia F.	LD	597
Fernandes-Bonnar, Ivonne E.	GRE	581
Young, David H.	PAA	271
Cole, Colin C.	IRE	229
Akeroyd, Daphne R.	PAA	211
Akeroyd, John W.	PAA	168

By-elections

Bensham Manor*No change**10 June 2004*

Rajendran, Nanoo	LAB	1,935
Tooze, John L.	CON	631
Sorensen, Ejnar	LD	581
Feisenberger, James R.	UKIP	328
Kahn, Shasha	GRE	257
Cartwright, John S.	MRL	44
Sullivan, Robin J.M.	IND	42

*Resignation of Burridge, Alexander (LAB)***Fieldway***No change**16 June 2005*

Hall, Simon A.	LAB	993
Pearson, Anthony	CON	714
Hargrave, Simon E.	LD	136
McKenzie, Winston T.	IND	47
Cartwright, John S.	MRL	6

*Death of Walker, Mary M. (LAB)***Fairfield***No change**15 December 2005*

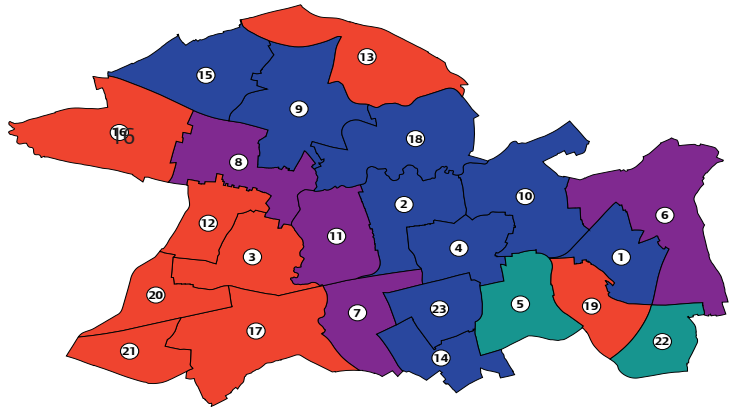
Mohan, Vidhyacharan R.	CON	1,459
Horah, Peter N.	LAB	871
Bishopp, Michael T.A.	LD	223
Golberg, Bernice C.	GRE	82
Edmonds, Holly M.	PC	34
Cartwright, John S.	MRL	31

Resignation of Yates, Audrey-Marie M. (CON)

Ealing

Conservative administration

1 Acton Central	13 North Greenford
2 Cleveland	14 Northfield
3 Dormers Wells	15 Northolt Mandeville
4 Ealing Broadway	16 Northolt West End
5 Ealing Common	17 Norwood Green
6 East Acton	18 Perivale
7 Elthorne	19 South Acton
8 Greenford Broadway	20 Southall Broadway
9 Greenford Green	21 Southall Green
10 Hanger Hill	22 Southfield
11 Hobbayne	23 Walpole
12 Lady Margaret	



An index of party codes and a legend for the borough maps can be found on page xxxii.

State of the parties, 1964-06

	CON	LAB	LD	other	total
4.5.06	37	29	3	-	69
2.5.02	17	48	4	-	69
7.5.98	15	53	3	-	71
5.5.94	20	48	3	-	71
3.5.90	40	30	-	-	70
8.5.86	20	47	3	-	70
6.5.82	37	30	3	-	70
4.5.78	41	28	-	1	70
4.5.74	24	36	-	-	60
13.5.71	20	40	-	-	60
9.5.68	53	5	-	2	60
7.5.64	26	34	-	-	60

% share of the poll, 1964-06

	% poll	CON	LAB	LD	other
4.5.06	37.7	37.9	33.2	18.8	10.1
2.5.02	31.4	29.6	44.8	15.8	9.8
7.5.98	33.5	30.6	48.4	13.4	7.7
5.5.94	49.5	38.2	47.6	10.2	4.0
3.5.90	49.0	43.6	42.3	9.4	4.7
8.5.86	47.9	35.0	46.1	16.6	2.3
6.5.82	49.5	41.1	35.0	21.1	2.8
4.5.78	46.8	50.5	43.4	4.6	1.5
4.5.74	40.3	42.6	46.0	9.0	2.4
13.5.71	44.6	41.9	51.8	1.9	4.4
9.5.68	42.4	63.7	27.4	3.8	5.1
7.5.64	43.6	44.0	47.9	6.4	1.8

Changes 2002-06

	CON	LAB	LD	other	total
Old council 06	17	46	4	2	69
Vacancies	-	-	-	-	-
By-elections	-	-	-	-	-
Allegiance changes	-	-2	-	2	-
New council 02	17	48	4	-	69

General statistics

		Ealing	London
May 2006	Electorate	220,332	5,340,657
May 2002	Electorate	214,317	5,209,247
Mid 2006 (GLA)	Resident population aged 18 and over	239,600	5,841,600
Mid 2002 (ONS)	Resident population aged 18 and over	241,300	5,750,200
2005/6	estimated % unemployed	8.9	7.7
2001/2	estimated % unemployed	6.0	6.6
April 2006	Band 'D' council tax	£1,309	£1,214
April 2002	Band 'D' council tax	£885	£895

% share of the poll

	Date	%poll	CON	LAB	LD	GRE		others
Acton Central	4.5.06	34.7	33.5	26.9	15.4	11.8	CPA	IND
	2.5.02	26.1	27.9	43.3	13.7	15.2	3.2	9.2
Cleveland	4.5.06	46.6	39.1	17.7	33.7	9.5	UKIP	
	2.5.02	39.7	36.8	26.7	24.8	9.1	-	2.6
Dormers Wells	4.5.06	33.1	21.1	64.1	14.8	-	SLAB	-
	2.5.02	26.8	14.9	64.1	7.8	6.2	-	7.0
Ealing Broadway	4.5.06	35.7	53.3	14.7	16.6	15.4		
	2.5.02	31.5	47.2	24.1	15.8	13.0		
Ealing Common	4.5.06	39.9	40.8	9.9	36.5	12.8		
	2.5.02	35.0	36.6	16.9	35.6	10.9		
East Acton	4.5.06	32.6	43.0	40.3	16.7	-		
	2.5.02	29.8	37.9	48.9	13.2	-		
Elthorne	4.5.06	34.6	29.4	27.2	23.5	19.9		
	2.5.02	29.3	21.9	46.9	16.9	14.4		
Greenford Broadway	4.5.06	35.8	42.9	43.8	13.3	-		
	2.5.02	27.4	32.9	51.8	15.3	-		
Greenford Green	4.5.06	38.9	50.4	32.7	11.7	-	IND	5.1
	2.5.02	34.7	47.5	41.4	11.1	-	-	-
Hanger Hill	4.5.06	39.2	53.5	15.6	17.8	13.1		
	2.5.02	32.4	51.9	20.4	16.0	11.6		
Hobbayne	4.5.06	39.5	36.3	31.0	16.8	15.9		
	2.5.02	31.7	27.4	47.6	12.9	12.2		
Lady Margaret	4.5.06	33.0	29.4	57.0	13.6	-	SLAB	-
	2.5.02	27.7	16.3	71.0	8.5	-	-	4.2
North Greenford	4.5.06	40.6	32.8	37.8	15.1	-	IND	UKIP
	2.5.02	34.2	25.5	51.0	11.2	8.0	14.3	-
Northfield	4.5.06	42.8	41.0	21.4	17.7	19.9		
	2.5.02	35.1	30.3	34.1	18.4	17.2		
Northolt Mandeville	4.5.06	36.4	52.0	34.8	13.2	-		
	30.6.05	25.1	42.1	35.1	20.6	2.2		
	2.5.02	33.5	50.3	41.2	8.5	-		
Northolt West End	4.5.06	30.6	36.9	47.1	16.0	-		
	5.5.05	52.3	31.8	51.6	16.6	-		
	2.5.02	26.4	28.7	60.1	11.2	-		
Norwood Green	4.5.06	35.5	26.6	58.7	14.7	-		
	2.5.02	30.0	17.7	68.4	7.3	6.5		
Perivale	4.5.06	41.9	44.8	37.8	12.6	-	CPA	4.8
	2.5.02	31.4	39.9	47.1	13.0	-	-	-
South Acton	4.5.06	36.4	30.4	32.0	26.2	11.4	SA	-
	2.5.02	29.3	25.1	48.5	22.2	-	-	4.2
Southall Broadway	4.5.06	39.9	33.7	58.9	7.4	-	SLAB	-
	2.5.02	30.9	6.0	73.4	5.3	-	-	15.3

% share of the poll

	Date	%poll	CON	LAB	LD	GRE	others		
Southall Green	4.5.06	37.8	18.5	54.8	5.7	-	IND	R	SLAB
	2.5.02	30.5	7.8	74.7	4.3	3.5	-	21.0	-
Southfield	4.5.06	37.5	34.1	15.3	33.2	14.8	IND	UKIP	
	2.5.02	32.8	18.7	22.4	44.3	10.5	1.3	2.7	2.8
Walpole	4.5.06	43.0	36.9	24.3	27.7	11.1			
	2.5.02	35.5	20.5	46.3	11.2	22.0			

Results**Acton Central**

3 CON gains from LAB

Randall, Marie-Christine	CON	1,284
Barczuk, Wolodymyr M.	CON	1,228
Kumar, Seema T.	CON	1,091
Byrne, Theresa M.	LAB	1,016
Delaney, John L.	LAB	1,005
Evans, Laurence F.	LAB	871
Joachim, Margaret J.	LD	570
O'Connor, Michael	LD	569
Cunningham, Richard	LD	523
Meiklejohn, Christina L.V.	GRE	423
White, Kenneth P.	IND	332
Gyawu-Kyem, Sonia A.	CPA	116

Cleveland

Gibb, Ian	CON	1,854
Castle, Brian H.	CON	1,846
Popham, John A.	CON	1,823
Fruzza, Francesco R.A.	LD	1,735
Purkiss, Gary W.	LD	1,514
Rowley, Simon J.	LD	1,513
Bell, Hermia M.M.R.	LAB	896
Ahmed, Munir	LAB	845
Ahmed, Omer M.S.	LAB	761
Seibe, Astra I.	GRE	446

Dormers Wells

Dhami, Tejinder S.	LAB	1,703
Dheer, Ranjit L.	LAB	1,661
Bagha, Tej R.	LAB	1,657
Nicholson, Mark D.Y.	CON	580
Osman, Abdullahi N.	CON	551
Nolder, Anthony D.	CON	524
Mould, Rita M.U.	LD	424
Mould, Sidney G.	LD	401
Shaw, Toran J.	LD	336

Ealing Broadway

Potts, Ian M.	CON	2,119
Young, Anthony C.B.	CON	1,847
Scott, David A.H.	CON	1,839
Salaun, Francis P.M.D.	LD	673
Zerdin, Doreen M.	LD	576
Hammond, Andrew J.	LAB	566
Burke, Linda	GRE	559
Zerdin, David L.	LD	558
Hurley, Sheila	LAB	551
Bhasin, Dilmohan S.	LAB	480

Ealing Common

Green, Ian R.	CON	1,736
Ball, Jon T.A.	LD	1,611
Dabrowska, Joanna K.	CON	1,586
Hill, Paul W.	CON	1,572
Bakhai, Nigel	LD	1,393
Coleman, Edward P.	LD	1,381
Burton, Peter G.H.	GRE	512
McGrath, Kevin D.	LAB	433
Goldberg, Joseph D.	LAB	412
Woodgate, Paul J.	LAB	341

East Acton

2 CON gains from LAB

Randall, James A.	CON	1,297
Ross, John	CON	1,213
Crawford, Kathleen G.	LAB	1,210
Stern, Jillian D.	CON	1,167
Portwood, Philip J.	LAB	1,155
Said, Atallah S.	LAB	1,083
Allwright, Donald A.	LD	525
Grabowski, Fiona M.	LD	482
Martin, William G.	LD	419

Elthorne

2 CON gains from LAB

Oxley, Jonathan M.	CON	1,068
Clements-Elliott, Julia M.	LAB	988
Kapoor, Amit	CON	987
Payne, Christopher G.	LAB	943
Sandhu, Arundeeep	CON	927
Hutchison, Peter J.	LD	919
Sondh, Manmohan	LAB	832
Whelan, Alan	LD	791
Basu, Suneil	GRE	672
Randles, David J.	LD	670

Greenford Broadway

1 CON gain from LAB

Bell, Julian G.	LAB	1,468
Anderson, Justin J.	CON	1,414
Nirwal, Sonika	LAB	1,408
Crosby, Maureen	CON	1,400
Thomson, Leonora H.	LAB	1,351
Osborne, Rita J.	CON	1,330
Davies, Roger W.	LD	466
Mitchell, David G.	LD	417
Rowley, Gillian L.	LD	400

Greenford Green

Brooks, William R.	CON	1,859
Emment, Susan A.	CON	1,825
Stacey, Jason A.	CON	1,775
Sharma, Vina	LAB	1,220
Bhanot, Sneha L.	LAB	1,181
Moszczyński, Wiktor A.	LAB	1,144
McCreadie, Anastasia	LD	440
Alcock, Raymond D.	LD	437
Palmer, Patricia R.	LD	395
Kilduff, Lisa A.	IND	185

Hanger Hill

Yerolemou, Barbara C.	CON	2,158
Pagan, Diana M.	CON	2,079
Sumner, Nigel R.	CON	2,037
Andre, Jeannine J.	LD	742
Hulley, Jonathan R.	LD	695
Chadha, Immi	LAB	675
Lloyd-James, Anna C.M.	LD	652
Ahmed, Shabir	LAB	593
Norrie, Amanda K.	LAB	559
Fisher, Thomas H.	GRE	510

Hobbayne

2 CON gains from LAB

Costello, Colm	CON	1,532
Popham, Rosa	CON	1,319
Greenhead, Phyllis M.	LAB	1,298
Touma, Charbel	CON	1,184
Wall, Raymond M.	LAB	1,109
Kausar, Mohammed S.	LAB	1,039
Pidoux, Michael G.	LD	648
Murphy, Oliver P.	LD	640
Miles, Deborah	GRE	589
Muman, Mohamed J.	LD	583

Lady Margaret

Jandu, Jarnail S.	LAB	1,674
Singh, Gurcharan	LAB	1,627
Keith, Maninder K.	LAB	1,623
Patel, Jyotika	CON	854
Regan, June D.M.	CON	846
Pack, Michael	CON	836
Dalal, Rusi K.	LD	404
Robbins, Mark N.G.	LD	404
Gee, Stephen M.	LD	369

North Greenford

Ahmed, Shahbaz	LAB	1,488
Sandhu, Param J.S.	LAB	1,483
Walker, Patricia	LAB	1,476
Cecil, Douglas T.	CON	1,400
Probert, Sarah J.	CON	1,243
Hotti, Massa S.	CON	1,212
Douglas, Olive	LD	706
McKay, Helen A.	LD	626
Kilduff, Eamonn F.	IND	561
Grajnert, Norah M.	LD	445

Northfield

3 CON gains from LAB

Millican, David	CON	1,942
Reen, Mark I.	CON	1,845
Taylor, Philip J.V.	CON	1,801
Gavan, Kieron M.	LAB	1,022
Woodroofe, Simon R.	LAB	949
Majumdar, Margaret J.	LAB	948
Tomlinson, Isobel J.	GRE	903
Kendrick, Susan M.	LD	869
McNeill, Marion H.	LD	804
Thornhill, Peter G.	LD	743

Northolt Mandeville

Ware, Hazel E.	CON	1,724
Harris, Eileen	CON	1,713
Larmouth, Dawn	CON	1,597
Bernard, Walter	LAB	1,184
Murtagh, Timothy J.	LAB	1,117
Varma, Surinder N.	LAB	1,066
Miller, Alan B.	LD	472
Seymour, John K.G.	LD	409
Salaman, Myer R.	LD	398

Northolt West End

Mahfouz, Bassam	LAB	1,299
Elliott, Michael N.	LAB	1,283
Reeves, Brian R.	LAB	1,236
Bush, Ivor F.	CON	1,004
Pickett, Leslie C.	CON	998
Harris, Joseph G.	CON	992
Ducker, Judith E.	LD	487
Moir, Caroline A.S.	LD	427
Etessami, Pantea	LD	383

Norwood Green

Sharma, Virendra K.	LAB	1,700
Mann, Rajinder S.	LAB	1,654
Aslam, Mohammad	LAB	1,613
Chadha, Jasbir K.	CON	795
Minty, David A.	CON	772
Thaper, Sumit	CON	684
Harvey, Becky M.	LD	475
Reilly, James	LD	406
Wylie, Diane E.	LD	359

Perivale

3 CON gains from LAB

Allott, Peter	CON	1,858
Yeo, Edmond H.K.	CON	1,732
Pile, Clifford J.	CON	1,712
Hunte, Karen H.	LAB	1,571
Langan, Wendy J.	LAB	1,546
Sharma, Umesh C.	LAB	1,361
Ducker, John F.C.	LD	528
Wilson, Anne B.	LD	500
Moir, Alastair M.	LD	466
Deadman, Martin H.	CPA	189

South Acton

Brookes, Elizabeth	LAB	1,128
Gallagher, John S.	LAB	1,062
Johnson, Yvonne E.	LAB	1,062
Owens, Emmeline	CON	1,046
Dennehy, Benjamin L.	CON	1,043
Bunting, Bernard	CON	1,004
Steed, Andrew T.	LD	920
Lloyd-James, Huw	LD	892
Winkfield, Nicholas J.	LD	856
Outten, Brian A.	GRE	387

Southall Broadway

Singh, Manjit	LAB	2,094
Gupta, Jagdish C.	LAB	1,990
Khilji-Noori, Zahida A.	LAB	1,937
Singh, Gulbash	CON	1,262
Choudhary, Tariq R.	CON	1,100
Sund, Charanjit	CON	1,083
Harding, Veronica A.	LD	293
Hatherall, Dietlinde G.	LD	238
Veacock, Inge R.	LD	222

Southall Green

Anand, Jasbir K.	LAB	1,933
Dhindsa, Kamaljit S.	LAB	1,845
Kang, Swarn S.	LAB	1,794
Dhillon, Salvinder S.	R	763
Khan, Iqbal	R	702
Nur, Mohamed H.	R	676
Singh, Rajinder	CON	657
Jassal, Sagli R.	CON	642
Sondh, Jallo	CON	584
Gooch, Paul M.	LD	201
Rose, Margaret J.	LD	193
Mellor, Esme P.	LD	185

Southfield

1 CON gain from LD

Rose, Harvey B.	LD	1,388
Reilly, Elizabeth P.	CON	1,376
Malcolm, Gary	LD	1,360
Merriman, Huw W.	CON	1,330
Morley, Robert G.	CON	1,291
Miller, Anthony H.J.	LD	1,149
Bastin, Colin	LAB	680
Diamond, Sebastian J.	GRE	579
Kietz, Linda J.	LAB	558
Gulaid, Abdullah A.	LAB	555
Carter, Rex E.J.	UKIP	104

Walpole

3 CON gains from LAB

Chapman, Margaret A.	CON	1,551
Cowing, John	CON	1,445
Kapoor, Ashok K.	CON	1,307
Aplin, Mark J.	LD	1,193
Mitchell, John W.	LD	1,053
Beecroft, Martin R.	LAB	994
Maycock, John B.	LD	989
Gordon, Yoel	LAB	943
Vasey, Sian C.	LAB	894
Edwards, Sarah J.	GRE	454
Sanger, Rachel	GRE	419
Foy, George	GRE	418

By-elections**Northolt West End**

No change

5 May 2005

Mahfouz, Bassam	LAB	2,545
Goldsborough, Ruth	CON	1,566
Ducker, Judith E.	LD	820

*Resignation of Hosking, Sophie E. (LAB)***Northolt Mandeville**

No change

30 June 2005

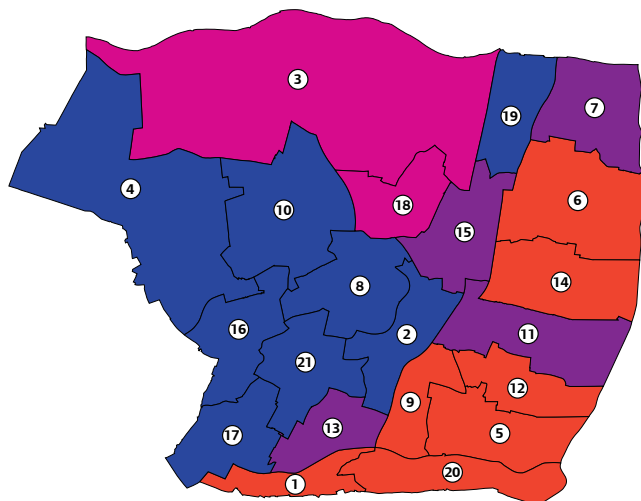
Harris, Eileen V.	CON	1,017
Murtagh, Timothy J.	LAB	848
Miller, Anthony H.J.	LD	497
Outten, Brian A.	GRE	52

Death of Downham, Peter (CON)

Enfield

Conservative administration

- | | |
|-------------------|--------------------|
| 1 Bowes | 12 Lower Edmonton |
| 2 Bush Hill Park | 13 Palmers Green |
| 3 Chase | 14 Ponders End |
| 4 Cockfosters | 15 Southbury |
| 5 Edmonton Green | 16 Southgate |
| 6 Enfield Highway | 17 Southgate Green |
| 7 Enfield Lock | 18 Town |
| 8 Grange | 19 Turkey Street |
| 9 Haselbury | 20 Upper Edmonton |
| 10 Highlands | 21 Winchmore Hill |
| 11 Jubilee | |



An index of party codes and a legend for the borough maps can be found on page xxxii.

State of the parties, 1964-06

	CON	LAB	LD	other	total
4.5.06	34	27	-	2	63
2.5.02	39	24	-	-	63
7.5.98	23	43	-	-	66
5.5.94	25	41	-	-	66
3.5.90	34	32	-	-	66
8.5.86	38	28	-	-	66
6.5.82	47	19	-	-	66
4.5.78	41	19	-	-	60
4.5.74	30	29	1	-	60
13.5.71	32	28	-	-	60
9.5.68	51	9	-	-	60
7.5.64	29	31	-	-	60

% share of the poll, 1964-06

	% poll	CON	LAB	LD	other
4.5.06	38.0	38.1	27.2	10.0	24.6
2.5.02	33.7	50.0	35.2	11.0	3.8
7.5.98	33.3	39.4	47.5	11.6	1.5
5.5.94	47.1	39.2	47.3	12.6	1.0
3.5.90	48.0	46.2	38.5	3.4	11.9
8.5.86	46.7	47.0	34.9	16.3	1.8
6.5.82	43.4	50.8	28.0	20.9	0.3
4.5.78	44.6	55.6	33.8	5.2	5.3
4.5.74	38.8	46.8	38.4	14.8	0.0
13.5.71	40.3	46.5	46.9	6.1	0.5
9.5.68	44.8	66.9	24.0	6.7	2.4
7.5.64	41.4	42.6	39.4	11.8	6.2

Changes 2002-06

	CON	LAB	LD	other	total
Old council 06	39	24	-	-	63
Vacancies	-	1	-	-	1
By-elections	-	-	-	-	-
Allegiance changes	-	-	-	-	-
New council 02	39	24	-	-	63

General statistics

		Enfield	London
May 2006	Electorate	198,022	5,340,657
May 2002	Electorate	201,715	5,209,247
Mid 2006 (GLA)	Resident population aged 18 and over	218,400	5,841,600
Mid 2002 (ONS)	Resident population aged 18 and over	214,700	5,750,200
2005/6	estimated % unemployed	7.9	7.7
2001/2	estimated % unemployed	6.4	6.6
April 2006	Band 'D' council tax	£1,287	£1,214
April 2002	Band 'D' council tax	£955	£895

% share of the poll

	Date	%poll	CON	LAB	LD	GRE	others		
Bowes	4.5.06	36.8	31.3	40.0	-	28.7	UKIP		
	2.5.02	28.7	24.1	51.6	11.8	9.9	-	-	-
Bush Hill Park	4.5.06	42.2	36.7	12.4	9.5	10.6	25.4	5.3	UKIP
	2.5.02	39.0	60.3	23.2	12.3	-	-	4.2	-
Chase	4.5.06	42.6	39.0	16.7	7.4	-	37.0	SCF	
	15.4.04	23.7	65.3	19.6	15.1	-	-	-	
	2.5.02	36.8	60.4	24.2	15.4	-	-	-	
Cockfosters	4.5.06	37.3	59.8	16.1	13.1	11.1			
	2.5.02	33.9	67.7	21.6	10.7	-			
Edmonton Green	4.5.06	33.2	21.5	53.4	12.4	12.7	SA		
	2.5.02	25.1	25.4	55.3	15.0	-	-	-	4.2
Enfield Highway	4.5.06	36.3	28.4	36.7	-	-	22.4	12.5	UKIP
	2.5.02	29.7	53.3	46.7	-	-	-	-	-
Enfield Lock	4.5.06	33.4	29.2	24.9	12.3	-	21.7	11.8	
	2.5.02	31.6	54.5	45.5	-	-	-	-	-
Grange	4.5.06	44.0	43.8	9.5	7.9	8.5	25.4	4.9	
	2.5.02	43.0	68.2	17.4	12.3	-	-	2.1	
Haselbury	4.5.06	33.7	30.4	44.2	11.9	13.5			
	2.5.02	27.6	34.8	54.6	10.6	-			
Highlands	4.5.06	45.0	46.3	10.9	14.0	-	28.8	SCF	
	2.5.02	41.4	65.8	16.9	10.7	6.6	-	-	
Jubilee	4.5.06	39.7	41.9	44.3	-	13.8			
	2.5.02	32.3	48.7	51.3	-	-			
Lower Edmonton	4.5.06	33.2	31.1	52.7	16.2	-	IND	UKIP	
	10.6.04	37.0	28.3	41.5	14.8	-	-	-	15.4
	2.5.02	28.8	30.2	40.2	13.2	9.6	6.9	-	-
Palmers Green	4.5.06	39.0	35.4	36.9	9.9	13.1	4.7		
	2.5.02	35.3	37.0	43.9	10.2	8.9	-		
Ponders End	4.5.06	30.8	30.5	54.8	14.7	-			
	2.5.02	25.3	34.4	53.2	12.3	-			
Southbury	4.5.06	40.0	27.8	28.9	7.6	8.9	IND	SCF	UKIP
	2.5.02	31.9	43.7	40.2	16.2	-	-	-	-
Southgate	4.5.06	35.3	54.6	20.6	24.8	-			
	2.5.02	35.3	49.8	26.9	23.3	-			
Southgate Green	4.5.06	40.7	45.2	28.5	12.1	13.1	CPA	IND	
	2.5.02	37.5	39.6	33.8	16.2	8.6	1.8	-	-
Town	4.5.06	45.9	37.3	12.2	12.1	-	38.4	SCF	
	2.5.02	42.2	62.3	18.9	18.8	-	-	-	
Turkey Street	4.5.06	35.9	40.9	26.2	0.0	-	33.0		
	2.5.02	34.0	61.5	38.5	-	-	-		
Upper Edmonton	4.5.06	31.7	26.8	46.1	14.2	12.9			
	2.5.02	26.0	40.3	59.7	-	-			

% share of the poll

	Date	%poll	CON	LAB	LD	GRE	UKIP	others
Winchmore Hill	4.5.06	39.3	49.6	19.5	12.1	14.5	4.4	
	2.5.02	39.5	51.3	28.9	10.2	9.6	–	

Results**Bowes**

Brett, Yasemin	LAB	1,280
Georgiou, Achilleas	LAB	1,180
Rodin, Jeffrey L.	LAB	1,100
Davenport, Laura	GRE	1,000
Certel, Adil K.	CON	966
Marshall, David S.	CON	948
Fevrier, Reuben	CON	873
Linton, William A.	GRE	822
Krakowiak, Peter J.	GRE	730

Bush Hill Park

Jackson, John W.E.	CON	2,248
Hall, Jonas	CON	2,178
Savva, Eleftherios	CON	1,827
Blaskett, Jennifer	SCF	1,442
Purcell, Josephine	LAB	780
Sceeny, Paul J.	LAB	683
Eke, Kyrian C.	LAB	649
Armstrong, Nina R.	GRE	604
Clark, Robert A.	LD	547
Spinks, Michael J.	LD	533
Rolph, Gwyneth W.	UKIP	298

Chase

1 SCF gain from CON

Dey, Anthony	CON	1,935
Dreblow, Annette M.	CON	1,903
Wilkinson, Catherine	SCF	1,727
Laban, Matthew W.	CON	1,619
Bull, Michele	LAB	856
Deacon, Christopher	LAB	808
Clare-Paule, Tony	LAB	677
Steel, Margaret J.	LD	407
Stainer, Lorice	LD	328
Stainer, Alan I.	LD	296

Cockfosters

Lavender, Michael D.	CON	2,488
McCannah, Paul J.	CON	2,474
Antoniou, Constantinos G.	CON	2,395
Costello, Elizabeth M.	LAB	687
Finni, Andrew	LAB	676
Leaver, Timothy	LAB	614
Peters, David R.S.	LD	536
Doughty, Trevor U.C.	GRE	455

Edmonton Green

Brown, Kristofor I.	LAB	1,726
Headley, Denise A.	LAB	1,630
Stafford, Andrew	LAB	1,490
Gosnell, Mary P.	CON	685
Smith, Joseph V.	CON	665
Maynard, Simon E.G.	CON	602
Jones, Joseph E.	GRE	384
Stone, Trevor	LD	374

Enfield Highway

3 LAB gains from CON

Murphy, Christopher M.	LAB	1,540
Lemonides, Dino	LAB	1,419
Simon, Tobias R.M.	LAB	1,406
Price, Bill	CON	1,250
Nicholas, Andrew C.	CON	1,093
Steven, James B.	CON	1,036
Reeve, Richard H.	SCF	886
Jones, Madeline	UKIP	496

Enfield Lock

1 LAB gain from CON

Ford, Norman G.	CON	1,318
Hones, Ruth M.	CON	1,162
Goddard, Derek StL.	LAB	1,143
Heathwood, Penelope	CON	1,125
Wiggett, Ivor	LAB	991
Ganesanayakam, Thambiah	LAB	936
Zaveri, Sujal	SCF	893
Clark-Mazo, Georgina	LD	507
Robbens, Gary A.	UKIP	485

Grange

Neville, Terence	CON	2,517
Vince, Glynis L.	CON	2,350
Joannides, Chris	CON	2,304
Armstrong, Stephen	SCF	1,385
Kinsler, Hazel M.	LAB	563
Cowling, Edward	LAB	510
Cartwright, Raymond D.	LAB	489
Osman, Helen	LD	483
Stibbe, Theresa S.	GRE	462
Smith, Paul D.	LD	385
Jeal, David M.	UKIP	270

Haselbury

Buckland, Jayne C.	LAB	1,509
Savva, George A.	LAB	1,463
McGowan, Donald	LAB	1,448
Ates, Sakine	CON	1,027
Beyzade, Beyzade M.	CON	1,011
Vince, Roger D.	CON	1,005
Johnson, Jack G.	GRE	450
Strange, Hanne	LD	395

Highlands

Kaye, Jonathan S.	CON	2,736
Pearce, Anne M.D.	CON	2,475
Delman, Dogan	CON	2,469
Southgate, Jeremy	SCF	1,595
Dalling, Vivien M.	LD	777
Leadbetter, Adam J.	LAB	671
Rhiney, Vanessa M.	LAB	581
Rahman, Ataur	LAB	556

Jubilee

Hasan, Ahmet	LAB	1,543
Andrew, Christopher	CON	1,539
Lappage, Bernadette	LAB	1,521
McDonald, Sarah A.	CON	1,431
Nicholaspillai, Anthony	LAB	1,427
Kadir, Kamuran M.	CON	1,281
Robertson-Molloy, Jean	GRE	468

Lower Edmonton

Giladi, Vivien M.	LAB	1,550
Oykener, Ahmet	LAB	1,493
Robinson, Geoffrey S.	LAB	1,487
Charles, Amos A.P.	CON	978
Kurtaran, Alper	CON	849
Schofield, David L.	CON	848
Lambie, Robin C.	LD	496
Mertcan, Dervish	LD	454
Wilson, Margot	LD	445

Palmers Green

1 CON gain from LAB

Charalambous, Charalambos	LAB	1,572
Pipe, Henry C.S.	CON	1,456
Cole, Christopher V.	LAB	1,403
Shukla, Shamit	CON	1,380
Cranfield, Ingrid E.	LAB	1,323
Skalla, Jill	CON	1,289
Scott, Nicola R.	GRE	509
Malone, Brendan J.	LD	446
Carman, Frances	LD	391
Kibasi, Thomas	LD	322
Malakounides, Andrikos	IND	184

Ponders End

Anwar, Chaudhury M.	LAB	1,583
Taylor, Douglas	LAB	1,528
Orhan, Ayfer	LAB	1,504
Livermore, Robert	CON	882
Jukes, Angela O.	CON	864
Shadbolt, Gillian	CON	823
Wiggett, Joy C.	LD	414

Southbury

Bond, Christopher	LAB	1,415
Fallart, Peter D.	CON	1,304
Chamberlain, Lee	CON	1,295
Cazimoglu, Alev	LAB	1,276
Levy, Derek	LAB	1,273
Dawson, Phillip	CON	1,213
Somerville, Robin	SCF	894
Stone, Nicholas K.	GRE	406
Hickman, Bruno	LD	348
Rolph, Frederick J.	UKIP	228
Hall, Brian J.	UKIP	202
Freshwater, Roy A.	UKIP	196
Carter, Stanley	IND	128

Southgate

Smith, Edward M.	CON	1,760
Hayward, Robert G.	CON	1,751
Smith, Terence F.	CON	1,692
Lamb, Joanna F.	LD	848
Cronk, Brian W.	LD	776
Kila, Anthony	LD	739
Asser, James E.	LAB	696
Webber, Sally L.	LAB	648
Tilki, Hakki S.	LAB	615

Southgate Green

Barker, Alan G.	CON	1,935
Lamprecht, Henry	CON	1,851
Zinkin, Ann	CON	1,809
Piachaud, Michael J.H.	LAB	1,239
Sandilands, Hyacinth V.	LAB	1,152
Sitkin, Alan L.	LAB	1,138
Hughes, David L.	LD	561
Clark, Frederick W.	GRE	539
Trup, Michael	LD	507
Zierler, Alan	LD	425
Toolan, Bernard	IND	54
Toolan, Judith	IND	48
Toolan, Rebecca M.	IND	46

Town

1 SCF gain from CON

Rye, Michael J.	CON	2,481
Jukes, Eric C.	CON	2,464
McGregor, Kieran T.	SCF	2,460
Laban, Joanne L.	CON	2,216
Bearryman, Caitriona	LAB	911
Hegarty, Martin	LAB	853
Macleod, Fiona J.	LD	803
Krahn, John B.	LD	750
Schwartz, Barry	LAB	573

Turkey Street

Holt, Margaret R.	CON	1,546
Boast, John R.	CON	1,437
Adams, Pamela J.	CON	1,431
Hall, Ben	SCF	1,188
Johnson, Robert	LAB	1,100
Togher, Bernadette	LAB	907
Alrai, Aisha	LAB	818

Upper Edmonton

Constantinides, Andreas	LAB	1,496
Anolue, Catherine N.	LAB	1,495
During, Christiana A.L.	LAB	1,409
Elias, Joy E.	CON	929
Noyan, Metin	CON	856
Fessehazion, Melake	CON	778
Stone, Jacqueline	LD	451
Kemball-Cook, Geoffrey	GRE	410

Winchmore Hill

Hayward, Elaine F.	CON	2,087
Hurer, Ertan	CON	2,022
Prescott, Martin L.	CON	2,011
Doyle, Sarah E.	LAB	919
Ashley, Daniel G.	LAB	778
Wilmshurst, Euan G.	LAB	707
van Driel, Christopher J.	GRE	595
Steel, Michael C.F.	LD	557
Morphakis, Androulla	LD	524
Zietman, Ivor	LD	407
Lyon, John P.	UKIP	180

By-elections

Chase

No change

15 April 2004

Dreblow, Annette	CON	1,365
Schwartz, Barry	LAB	409
Oswald, Thomas	LD	316

Resignation of Macphail, Alasdair C.M. (CON)

Lower Edmonton

No change

10 June 2004

Oykener, Ahmet	LAB	1,325
Hadir, Kamuran M.	CON	901
Rolph, Frederick J.	UKIP	491
Dankyi, Doreen	LD	472

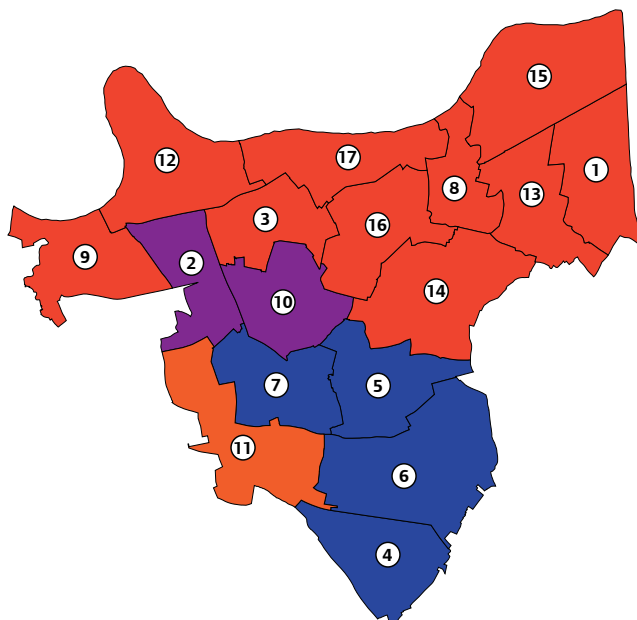
Resignation of McAllister, Gerard M. (LAB)

Greenwich

Labour administration

1	Abbey Wood	10	Kidbrooke with Hornfair
2	Blackheath Westcombe	11	Middle Park and Sutcliffe
3	Charlton	12	Peninsula
4	Coldharbour and New Eltham	13	Plumstead
5	Eltham North	14	Shooters Hill
6	Eltham South	15	Thamesmead Moorings
7	Eltham West	16	Woolwich Common
8	Glyndon	17	Woolwich Riverside
9	Greenwich West		

An index of party codes and a legend for the borough maps can be found on page xxxii.



State of the parties, 1964-06

	CON	LAB	LD	other	total
4.5.06	13	36	2	-	51
2.5.02	9	38	4	-	51
7.5.98	8	52	2	-	62
5.5.94	8	47	3	4	62
3.5.90	12	44	2	4	62
8.5.86	12	44	6	-	62
6.5.82	16	43	3	-	62
4.5.78	17	45	-	-	62
4.5.74	8	52	-	-	60
13.5.71	5	55	-	-	60
9.5.68	38	22	-	-	60
7.5.64	11	49	-	-	60

% share of the poll, 1964-06

	% poll	CON	LAB	LD	other
4.5.06	35.8	27.6	37.7	18.0	16.7
2.5.02	29.9	25.9	46.1	20.6	7.3
7.5.98	32.2	27.3	55.5	14.1	3.1
5.5.94	47.6	21.8	51.8	18.4	8.0
3.5.90	51.1	20.5	39.9	6.5	33.2
8.5.86	47.8	27.4	45.9	25.8	0.9
6.5.82	45.5	32.9	40.0	26.3	0.8
4.5.78	44.8	42.1	53.9	2.2	1.7
4.5.74	36.0	33.1	60.6	5.1	1.2
13.5.71	44.3	29.5	69.0	0.5	1.0
9.5.68	38.2	53.5	43.2	2.5	0.8
7.5.64	36.0	32.4	64.0	3.2	0.4

Changes 2002-06

	CON	LAB	LD	other	total
Old council 06	9	37	4	1	51
Vacancies	-	-	-	-	-
By-elections	-	-	-	-	-
Allegiance changes	-	-1	-	+1	-
New council 02	9	38	4	-	51

General statistics

		Greenwich	London
May 2006	Electorate	162,365	5,340,657
May 2002	Electorate	156,053	5,209,247
Mid 2006 (GLA)	Resident population aged 18 and over	176,100	5,841,600
Mid 2002 (ONS)	Resident population aged 18 and over	168,900	5,750,200
2005/6	estimated % unemployed	8.4	7.7
2001/2	estimated % unemployed	7.5	6.6
April 2006	Band 'D' council tax	£1,223	£1,214
April 2002	Band 'D' council tax	£954	£895

% share of the poll

	Date	%poll	CON	LAB	LD	GRE	others		
Abbey Wood	4.5.06	32.3	16.8	39.9	23.0	-	IND		
	2.5.02	23.7	17.1	55.0	28.0	-	20.2		
Blackheath Westcombe	4.5.06	44.0	34.2	32.1	14.8	18.9	UKIP		
	2.5.02	39.1	36.3	40.1	19.9	-	-		
Charlton	4.5.06	37.3	16.7	42.1	12.4	18.1	CPA	UKIP	
	2.5.02	28.6	13.2	48.2	17.1	16.2	3.5	7.2	
Coldharbour and New Eltham	4.5.06	39.7	48.6	24.7	12.0	-	UKIP		
	2.5.02	36.6	49.9	33.3	16.8	-	14.7		
Eltham North	4.5.06	50.0	39.6	20.8	17.8	10.5	CPA	SA	UKIP
	10.2.05	33.6	43.7	40.6	9.4	-	-	-	11.4
	2.5.02	44.4	45.9	35.9	14.9	-	0.6	-	6.3
Eltham South	4.5.06	40.0	44.4	19.5	36.1	-			
	2.5.02	36.8	37.1	26.8	36.1	-	3.3		
Eltham West	4.5.06	36.0	15.8	39.3	8.6	-	BNP	IND	
	2.5.02	30.7	26.1	60.1	13.8	-	27.6	8.7	
Glyndon	4.5.06	30.0	18.6	59.4	22.0	-	SA		
	2.5.02	23.0	13.1	59.8	16.9	-	-		
Greenwich West	4.5.06	35.0	16.9	35.1	27.6	20.4			
	2.5.02	26.7	17.9	42.4	17.2	16.1	6.5		
Kidbrooke with Hornfair	4.5.06	35.6	36.3	35.7	13.3	14.7	F	UKIP	
	2.5.02	26.9	21.2	40.7	14.7	-	-	-	
Middle Park and Sutcliffe	4.5.06	40.7	22.6	38.1	39.3	-	IND		
	2.5.02	35.2	17.8	32.4	39.0	7.1	-		
Peninsula	4.5.06	35.4	17.7	37.5	17.8	26.9			
	2.5.02	27.0	19.9	55.1	25.1	-	3.7		
Plumstead	4.5.06	33.9	24.2	45.9	17.6	-	IND		
	18.12.03	16.2	13.0	48.0	23.6	6.6	12.3		
	2.5.02	25.4	16.5	51.6	16.9	15.0	8.8		
Shooters Hill	4.5.06	42.0	37.6	42.4	20.0	-	CPA	UKIP	
	29.7.04	24.1	26.2	43.1	21.5	-	-	-	
	2.5.02	31.7	24.4	54.8	20.8	-	2.8	6.3	
Thamesmead Moorings	4.5.06	25.0	19.3	45.1	-	-	CPA	IND	RES
	2.5.02	18.2	17.5	64.9	17.6	-	12.0	6.3	17.3
Woolwich Common	4.5.06	28.1	19.0	61.9	19.1	-			
	2.5.02	28.7	16.2	57.4	15.8	-	-		
Woolwich Riverside	4.5.06	28.0	21.0	51.4	-	27.6			
	2.5.02	22.8	16.1	65.6	18.3	-	7.0		

Results

Abbey Wood

Mardner, Clive B.	LAB	1,292
Offord, Stephen J.G.	LAB	1,191
Sekhon, Jagir K.	LAB	1,121
Headon, Thomas J.A.	LD	764
Soanes, Bonnie C.	LD	696
Milner, June M.	IND	624
Nteyoho, Edet A.	LD	622
Danesi, Ismail	IND	612
Ward, Anthony	IND	593
Head, Emily J.E.	CON	519
Jones, Jennifer F.	CON	513
Reid, Malcolm D.	CON	486

Blackheath Westcombe

1 CON gain from LAB

Brighty, Geoffrey E.	CON	1,496
Wilson, Alexander J.	CON	1,492
Grant, Alexander H.W.	LAB	1,461
Bloch, Jean H.	LAB	1,383
Whittle, Peter R.	CON	1,355
Thomson-Pottebohm, Silke	LAB	1,232
Allman, Trevor W.	GRE	801
Smart, Michael W.	LD	655
Smith, Christopher E.J.	LD	624
Spence, Roger N.A.	LD	607

Charlton

Gillman, Janet M.	LAB	1,638
Mccarthy, Allan J.H.D.	LAB	1,494
Parker, Gary	LAB	1,316
Connolly, Philip J.	GRE	697
Cocker, Daniel R.	CON	676
Sharman, David T.	GRE	671
O'Leary, Hugh R.	CON	569
Hayles, Arthur L.	GRE	544
Letizia, Gianfranco J.	CON	519
McGuinness, Justine	LD	476
Steves, Claire J.	LD	445
Stockley, Neil R.	LD	388
Warwicker, David A.	UKIP	255
Vickers, Peter	CPA	122

Coldharbour and New Eltham

Hills, Albert J.	CON	1,942
Brinkhurst, Amanda K.	CON	1,877
Taylor, Christopher J.M.	CON	1,809
Daniel, Penelope	LAB	1,000
Reader, David	LAB	949
Grimble, Julie P.	LAB	911
Adams, Clifford B.	UKIP	566
Lewis, Emma L.	LD	483
Mooney, Doreen P.E.	LD	469
Gentry, Paul G.	LD	431

Eltham North

Drury, Spencer	CON	2,344
Poston, Dermot D.	CON	2,164
Fletcher, Nigel M.	CON	2,096
Kingston, Maresa A.	LAB	1,220
Walker, Christine	LAB	1,165
Marnham, Janice M.	LAB	1,084
Randall, Edward J.	LD	1,083
Gent, Anthea H.	LD	1,015
Spence, Judith	LD	871
Tarling, Arnold E.	UKIP	634
Powley, Marek D.A.	GRE	584

Eltham South

1 CON gain from LD

Glover, Eileen	CON	1,668
King, Peter J.H.	CON	1,611
Truss, Elizabeth M.	CON	1,443
Pattenden, Mark S.	LD	1,386
Lewis, Michael J.	LD	1,284
Shubert, Lester E.	LD	1,168
Littlefield, John C.	LAB	720
Malone, Terence A.	LAB	693
Twidale, John	LAB	667

Eltham West

Freeman, William	LAB	1,429
Hayes, Michael R.	LAB	1,409
Walker, Raymond G.A.	LAB	1,322
Woods, Roberta	BNP	976
Frost, Albert J.	CON	580
Culbert, Catherine A.M.L.	CON	552
Hoskin, Michael J.	CON	539
Cox, Eileen J.	LD	371
McWilliams, Gerald P.	IND	332
Nicholls, Yvonne	LD	284
Olukoga, Mutiu	IND	281
Ward, Thomas R.	LD	257

Glyndon

Austen, Donald J.	LAB	1,796
Tyler, Paul F.	LAB	1,597
Wakefield, John R.	LAB	1,459
Barron, Leonie K.	LD	665
Jenkins, Martin F.	LD	595
Greville, Anthony D.	LD	532
Branch, David	CON	530
Pearson, Sean A.C.	CON	522
Shackleton, Richard N.	CON	468

Greenwich West

O'Mara, Maureen	LAB	1,406
Grant, David I.	LAB	1,304
Mythen, Margaret B.	LAB	1,189
Miller, Suzanne J.	LD	1,106
Smith, Andrew C.	LD	1,034
Hill, Edward J.F.	LD	920
Stott, Robin	GRE	754
Gallie, Simon D.I.	CON	691
Dougans, Robert J.	CON	632
Bhatti, Mohamed A.	CON	552

Kidbrooke with Hornfair

2 CON gains from LAB

Coombes, Graeme S.	CON	1,305
Adams, Norman R.	LAB	1,250
Jennings, Andrew R.	CON	1,235
Gardner, David L.	LAB	1,220
Jefferson, Ann	LAB	1,194
Doyle-Price, Jacqueline	CON	1,187
Deol, Jasmine	GRE	503
Green, Mary C.	LD	484
Dickson, Ian A.	LD	476
Potter, Harry D.	LD	408

Middle Park and Sutcliffe

1 LAB gain from LD

Woodcraft, Brian J.	LD	1,461
Morris, Clare C.	LAB	1,404
Webbwood, Paul	LD	1,368
Challis, Peter M.	LAB	1,367
Gerrard, Ian J.	LD	1,357
Taylor, Barry I.	LAB	1,283
Stevens, Janine D.G.	CON	817
Acty, Ryan M.J.	CON	814
Ford, James M.	CON	773

Peninsula

Mills, Mary	LAB	1,387
Quibell, Richard	LAB	1,153
Roberts, Christopher J.	LAB	1,125
Early, Lucy	GRE	877
Cunliffe, Alexander M.	LD	610
McCourt, Duncan J.	CON	603
Kerby, Robert S.	CON	599
Wainwright, Rupert J.E.	LD	589
Robinson, Denys	LD	543
Worrton, James M.R.	CON	532

Plumstead

Cornforth, Angela J.	LAB	1,651
Patel, Kantabai M.	LAB	1,389
Jawaid, Sajid	LAB	1,380
Emmett, Simon E.G.	CON	808
Hendren, Philip W.	CON	767
Hartigan, Stephen J.	CON	755
Toole, Steven T.	LD	683
Glusica, Biljana	LD	514
Rauf, Abdul	LD	499
Singh, Harbhajan	IND	395

Shooters Hill

Kelly, John	LAB	1,589
Thorpe, Danny	LAB	1,540
Hyland, Denise	LAB	1,527
Cunningham, Linda S.	CON	1,409
Drury, Elizabeth P.	CON	1,393
Tee, Simon L.	CON	1,326
Derrick-Reeve, Sylvia G.	LD	796
Ottery, Edward	LD	736
Westcombe, Michael	LD	660

Thamesmead Moorings

Brooks, Peter J.	LAB	1,338
Smith, Jacqueline A.	LAB	1,165
Kotz, Peter	LAB	1,122
Bailey, Adetokunbo	CON	525
Dixon, Julie A.	REA	525
Flynn, James H.	CON	520
Murphy, Laura	CON	505
Honeyman, Craig A.	REA	461
Redding, Gary	REA	407
Joda, Olanrewaju	CPA	379
Hammond, Stephen C.	CPA	321
Maporisa, Chipso	CPA	266
Soyoye, Charles O.	IND	169

Woolwich Common

Jones, Beverley A.	LAB	1,654
Sidhu, Rajwant S.	LAB	1,537
Singh, Harpinder	LAB	1,449
Fromings, Colin P.	LD	512
Brinkhurst, Graham K.	CON	506
Powis, Simon J.S.	LD	481
Williams, Derek R.	CON	471
Sisauri, Lela	CON	446
Durham, Anthony C.H.	LD	440

Woolwich Riverside

Barwick, Barbara E.	LAB	1,612
Hales, Terry	LAB	1,483
Fahy, John	LAB	1,422
Angas, Elizabeth M.	GRE	810
Hardy, Susan	CON	709
Jones, Christopher T.N.	CON	639
Barrow, Stuart N.	CON	499

By-elections**Plumstead***No change**18 December 2003*

Patel, Kanta M.	LAB	744
Toole, Steven T.	LD	365
Mahil, Jagvinder S.	CON	201
Mitchell, Susan	IND	136
Otter, James K.	GRE	103

*Death of Macrae, Alistair T. (LAB)***Eltham North***No change**10 February 2005*

Fletcher, Nigel M.	CON	1,326
Marnham, Janice M.	LAB	1,252
Tostevin, Leonard G.	LD	289
Elms, Jeremy C.	UKIP	193
Hammond, Stephen C.	CPA	20

*Resignation of Ellison, Douglas B. (CON)***Shooters Hill***No change**29 July 2004*

Thorpe, Danny L.	LAB	968
Fletcher, Nigel M.	CON	589
Ottery, Edward	LD	483
Taring, Arnold E.	UKIP	142
Hammond, Stephen C.	CPA	62

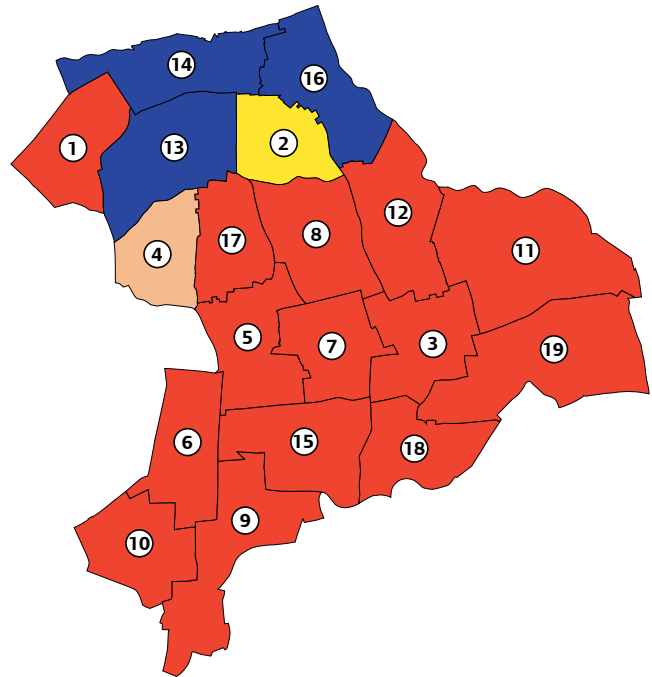
Resignation of Hayes, Michael A. (LAB)

Hackney

Labour administration

1 Brownswood	11 King's Park
2 Cazenove	12 Leabridge
3 Chatham	13 Lordship
4 Clissold	14 New River
5 Dalston	15 Queensbridge
6 De Beauvoir	16 Springfield
7 Hackney Central	17 Stoke Newington Central
8 Hackney Downs	18 Victoria
9 Haggerston	19 Wick
10 Hoxton	

An index of party codes and a legend for the borough maps can be found on page xxxii.



State of the parties, 1964-06

	CON	LAB	LD	other	total
4.5.06	9	44	3	1	57
2.5.02	9	45	3	-	57
7.5.98	12	29	17	2	60
5.5.94	6	44	10	-	60
3.5.90	4	48	8	-	60
8.5.86	2	53	5	-	60
6.5.82	3	50	7	-	60
4.5.78	1	59	-	-	60
4.5.74	-	60	-	-	60
13.5.71	-	60	-	-	60
9.5.68	31	27	2	-	60
7.5.64	-	60	-	-	60

% share of the poll, 1964-06

	% poll	CON	LAB	LD	other
4.5.06	34.4	16.6	41.1	15.5	26.7
2.5.02	30.1	16.3	40.8	10.6	32.4
7.5.98	34.8	20.9	41.4	25.7	12.0
5.5.94	38.2	20.5	54.8	19.1	5.6
3.5.90	36.1	20.7	51.6	15.8	11.9
8.5.86	36.1	19.0	56.4	19.7	5.0
6.5.82	34.2	23.3	54.6	20.3	1.9
4.5.78	36.5	29.3	59.4	2.5	8.8
4.5.74	23.4	18.3	72.5	8.8	0.4
13.5.71	29.0	20.9	78.1	0.0	1.0
9.5.68	21.5	41.3	46.7	9.4	2.5
7.5.64	16.3	16.1	69.7	12.9	1.2

Changes 2002-06

	CON	LAB	LD	other	total
Old council 06	9	44	3	1	57
Vacancies	-	-	-	-	-
By-elections	-	-	-	-	-
Allegiance changes	-	-1	-	+1	-
New council 02	9	45	3	-	57

General statistics

		Hackney	London
May 2006	Electorate	135,486	5,340,657
May 2002	Electorate	131,569	5,209,247
Mid 2006 (GLA)	Resident population aged 18 and over	162,600	5,841,600
Mid 2002 (ONS)	Resident population aged 18 and over	156,000	5,750,200
2005/6	estimated % unemployed	10.6	7.7
2001/2	estimated % unemployed	11.6	6.6
April 2006	Band 'D' council tax	£1,287	£1,214
April 2002	Band 'D' council tax	£1,023	£895

% share of the poll

	Date	%poll	CON	LAB	LD	GRE	others				
Brownswood	4.5.06	31.5	14.9	40.0	19.3	25.8	CPA	SA			
	2.5.02	26.5	13.3	42.0	-	33.3	-	-			
Cazenove	4.5.06	39.9	5.7	30.2	39.3	14.4	CPA	R	SALT		
	2.5.02	35.9	5.9	26.8	43.3	15.0	-	10.3	-	-	
Chatham	4.5.06	29.7	9.0	46.9	15.8	22.4	CPA	RES	SA		
	2.5.02	27.3	13.0	62.8	-	-	-	5.9	-	-	
Clissold	4.5.06	40.8	6.2	39.1	9.6	36.8	CPA	R	SA		
	2.5.02	29.8	4.2	34.5	16.3	24.5	-	8.4	-	-	
Dalston	4.5.06	32.8	12.9	44.4	16.3	26.4	-	-	-	-	
	2.5.02	28.5	10.8	52.4	18.8	-	5.4	-	-	12.6	
De Beauvoir	4.5.06	30.1	17.7	49.1	14.1	19.1	-	-	-	-	
	2.5.02	27.3	20.9	51.7	-	21.7	5.7	-	-	-	
Hackney Central	4.5.06	32.8	8.6	45.2	15.3	22.8	CPA	SA	SU		
	2.5.02	30.1	4.6	47.7	15.0	16.9	-	-	8.0	-	
Hackney Downs	4.5.06	30.4	9.3	45.7	13.9	31.1	-	-	-	-	
	2.5.02	27.4	8.5	43.8	-	28.7	4.1	14.9	-	-	
Haggerston	4.5.06	31.6	9.4	41.6	10.9	11.6	CPA	IND	IWCA	LIB	RES
	2.5.02	29.9	15.8	29.3	-	-	-	-	-	2.1	24.4
Hoxton	4.5.06	33.2	19.2	39.0	24.5	17.3	CPA	IND	R		
	5.5.05	44.5	19.7	43.7	17.7	6.1	-	-	-		
	2.5.02	22.4	16.2	46.6	31.4	-	5.8	9.4	3.4		
King's Park	4.5.06	32.3	11.4	56.7	13.2	18.8	CPA	IND	SA		
	10.12.02	22.7	13.9	59.5	9.5	9.1	-	-	-		
	2.5.02	30.0	9.1	41.9	-	15.8	5.2	18.5	9.5		
Leabridge	4.5.06	38.8	12.5	38.5	8.0	23.3	COMB	CPA	R	SA	
	10.12.02	25.8	17.2	44.2	10.7	20.7	-	-	-	14.5	-
	2.5.02	28.1	12.6	41.0	-	25.8	-	6.8	-	-	13.8
Lordship	4.5.06	39.1	42.4	23.8	11.3	22.5	CPA	SA			
	2.5.02	42.7	38.2	29.3	-	21.1	-	-			
New River	4.5.06	38.8	47.1	31.5	10.7	10.7	-	-			
	10.6.04	37.6	40.1	33.0	15.7	11.3	-	-			
	2.5.02	30.8	40.4	28.6	-	15.5	4.9	10.7			
Queensbridge	4.5.06	41.0	22.5	39.4	10.9	17.3	CPA	R	SA		
	20.1.05	28.2	36.3	31.1	17.4	-	-	-	9.9	-	-
	2.5.02	30.1	10.1	44.0	19.1	16.6	3.4	-	-	6.9	-
Springfield	4.5.06	31.0	41.9	28.1	9.8	14.1	COMB	CPA			
	2.5.02	35.3	58.9	28.7	-	-	-	-	6.1	-	-
Stoke Newington Central	4.5.06	35.8	8.7	45.1	16.8	29.4	CPA	SA			
	2.5.02	33.3	6.7	45.9	14.5	22.6	-	-	3.0	7.4	
Victoria	4.5.06	34.0	12.9	47.9	16.8	22.4	-	-			
	2.5.02	31.4	9.6	50.2	19.2	15.8	5.2	-			

% share of the poll

	Date	%poll	CON	LAB	LD	GRE	others		
							CPA	IND	SA
Wick	4.5.06	30.2	10.7	49.5	15.7	16.7	-	7.4	-
	2.5.02	26.6	10.2	42.1	26.0	10.9	3.5	7.3	-

Results**Brownswood**

Bell, Brian	LAB	977
Parker, Darren R.	LAB	824
Demirci, Feryat	LAB	808
Edge, Gordon	GRE	561
Lang, Peter	GRE	560
Warner, Rosemary	LD	469
Cumming, Sheonaidh	LD	410
Smulian, Mark	LD	378
Aussenberg, Glenda J.	CON	336
Mahon, Christopher	CON	324
Donoghue, Michael J.	CON	313

Cazenove

Akhoon, Dawood E.	LD	1,198
Sharer, Ian D.	LD	1,113
Stauber, Joseph S.Z.	LD	948
Zina, Mohamed M.	LAB	909
de Botton, Oliver T.	LAB	808
Plant, Benjamin J.	LAB	787
Bone, Mima	GRE	477
Beattie, Leo G.	GRE	367
Chong, Yen C.	GRE	352
George, Gillian H.	R	330
Muller, Kenneth C.	R	238
Ballingall, Christopher	CON	172
Rees, Leonard	CON	154
Ballingall, Sheena	CON	150

Chatham

Mulready, Sally	LAB	1,108
Nicholson, William G.M.	LAB	1,108
Akehurst, Luke	LAB	1,005
Douglas, Mark	GRE	512
Green, Glyn	LD	402
McCairn, Michael	LD	323
Leclercq, Yann	CON	215
Symons, Harold	CON	213
Palmer, Bixby C.	CON	187
Awobowale, Olumide	IRE	184
Thompson, Coral G.	IRE	125
Thompson, William A.	IRE	98

Clissold

1 GRE gain from LAB		
Borris, Mischa	GRE	1,240
Alcock, Karen L.	LAB	1,175
Smith, Linda K.	LAB	1,127
Magnum, Keith O.	GRE	1,066
Fajana-Thomas, Susan	LAB	1,050
Woodworth, Charlotte	GRE	843
Anderson, Sylvia	LD	365
Demirel, Asli	R	262
Bham, Habiba	LD	245
Simic, Sasha	R	216
Jacobson, Abraham	LD	212
Bakewell, Martin	CON	208
Ford, Vanessa J.	CON	185
Lewington, Irene	CON	135

Dalston

Linden, Sophie K.	LAB	1,046
Khan, Nargis	LAB	1,012
Mulready-Jones, Angus J.M.	LAB	1,005
Squire, Ann	GRE	614
Dixon, John	GRE	600
Thrane, Charlotte	LD	419
Mortensen, Jesper	LD	379
Erdogmus, Ibrahim	CON	327
Zahle, Maria	LD	325
McGinley, Ann V.	CON	284
Saunders, Winifred	CON	282

De Beauvoir

Chapman, Robert A.	LAB	1,151
Icoz, Gulay	LAB	1,107
McShane, Christopher P.	LAB	1,100
Bannister, Jonathan L.	CON	490
Ingram, Paul M.	GRE	436
Friend, Peter	LD	417
Le Page, Russell J.	CON	368
Holloway, Patricia	LD	359
Simler, Dominic A.	CON	355
Steventon, Keith	LD	186

Hackney Central

Lloyd, Samantha A.	LAB	1,259
Laing, Alan R.	LAB	1,233
Stops, Vincent R.A.	LAB	1,061
Gallagher, Terence E.	GRE	598
Fawkes, Irene	LD	543
Sanders, Shaun L.	LD	343
Thompson-Wood, Reuben	LD	320
Booth, Janine S.	SU	260
Frost, Jeannette	CON	246
Kelsey, Robert J.	CON	229
Ledger, William A.	CON	205
McDonald, Charles	SU	161

Hackney Downs

Desmond, Michael B.	LAB	1,054
Khan, Faizullah	LAB	1,048
Moema, Semakaleng M.	LAB	830
Jefford, Michael	GRE	668
Mackeith, Joy E.	GRE	661
Hochhauser, Chaim	LD	321
Kreiman, Nota	LD	290
Shenker, Jeffrey M.	LD	279
Fazzani, Peter	CON	234
Kleinberg, Yvonne	CON	185
Landau, Vera	CON	178

Haggerston

Bright, Afolasade O.	LAB	1,034
McShane, Jonathan D.	LAB	990
Buitekant, Barry	LAB	935
Shuter, Arthur C.	IRE	616
Sutton, Peter	IRE	578
Taylor, Carl G.	IRE	541
Ewen-Smith, Kay L.	LD	283
Thacker, Rajeev K.	GRE	275
Karayilan, Zeynep	CON	257
Laing, Steven R.	LD	248
Payne, Geoffrey	LD	247
Thomas, Lisa M.	CON	209
Odze, Lillian	CON	203
Rae, Benjamin C.	LIB	51

Hoxton

McKenzie, Clayeon	LAB	1,007
Glanville, Philip M.	LAB	996
Williams, Carole P.	LAB	916
Phillips, David J.	LD	627
Nichols, Carl C.	LD	623
Bham, Mahmood	LD	584
Lennon, Christopher	CON	540
Lukeman, Dean R.J.	CON	470
Lane, Polly	GRE	431
van Terheyden, Alexander R.	CON	429

King's Park

Patrick, Sharon R.	LAB	1,305
Nkafu, Julius A.	LAB	1,159
Siddiqui, Mohammad S.	LAB	1,134
Bloor, Peter	GRE	397
Sharer, Bella	LD	324
Horowitz, Joseph	LD	270
Gray, Paul S.	CON	267
Lukeman, Melanie	CON	258
Stauber, Eva	LD	241
McNaught, Douglas	CON	199

Leabridge

Kelly, Linda	LAB	1,060
Rathbone, Ian	LAB	939
Oguzkanli, Deniz C.	LAB	803
Earl, Douglas	GRE	642
Johnson, Daisy	GRE	539
Hindocha, Bhavesh	GRE	516
Husain, Mohamed S.	CON	393
Simons, Michael L.	R	382
Firat, Fero	R	324
Humphreys, Guy	CON	311
Timmis, Mark B.	CON	210
Palmer, Judith	LD	203
Tan, Anna	LD	199
Jacobson, Gita	LD	181
Beavis, James I.	COMB	77

Lordship

Aussenberg, Bernard	CON	1,053
Tesler, Simon	CON	997
Coggins, Matthew	CON	978
Harding, Michael J.	LAB	710
Hilton, Allan	LAB	573
Adair, Christopher D.	GRE	546
Bates, Danny	GRE	533
Martini-Brown, Margherita	GRE	529
Tiyamiyu, Suraju-Deen O.L.	LAB	418
Morgan-Ash, Richard	LD	328
O'Brien, Anthony N.	LD	239
O'Brien, Mary	LD	239

New River

Middleton, Maureen	CON	1,135
Steinberger, Simche	CON	1,099
Odze, Harvey	CON	1,080
Mulready-Jones, Mary A.	LAB	813
La Placa, Vincent	LAB	726
Thompson, Kevin B.	LAB	676
Cobb, Amber	LD	272
Blane, Nicholas	LD	259
Knight, Cedric V.	GRE	250
Fishman, Raoul	LD	222

Queensbridge

Price, Thomas W.	LAB	1,360
Plouviez, Emma M.	LAB	1,246
Vernon, Patrick P.	LAB	1,119
Boff, Andrew	CON	913
Ellis, Alexander V.	CON	632
Matthew, Marcel P.	CON	585
Smyth, Ralph J.M.	GRE	544
More, Rosemary	LD	408
Mattocks, Monica	LD	367
Swingler, Diana L.	R	317
Solomou, George A.	R	310
Terrill, Anthony	LD	256

Springfield

Landau, Jacob	CON	830
Ollerenshaw, Eric	CON	794
Shaikh, Shuja	CON	724
Mulready, Nora	LAB	538
Goulbourne, Hugh I.	LAB	531
Osaigbovo, Florence	LAB	503
Leonelli, Herbert	GRE	264
Coffer, Felicity R.	LD	198
Donovan, Dennis A.	LD	188
O'Brien, Christopher	LD	163
Goldman, Monty	COMB	113

Stoke Newington Central

Carswell, James E.	LAB	1,207
Krishna, Rita	LAB	1,183
Unluer, Muttalip	LAB	913
Lopez Lack, Jenny	GRE	769
Lindsay, Robert J.	GRE	708
Hodgson, Gordon	GRE	676
Lubbock, Victoria	LD	448
Allen, Steven	LD	411
Nichols, Timothy	LD	371
Palmer, Joyce M.	CON	239
Fazzani, Lillian	CON	223
Tawiah, Comfort	CON	176

Victoria

Hanson, Catherine D.	LAB	1,425
Kemp, Daniel S.	LAB	1,396
Taylor, Geoffrey N.	LAB	1,290
Bone, Tumble	GRE	641
Horowitz, Susan	LD	555
Jackson, Stephen	LD	475
Archer, Graeme E.B.	CON	419
Round, Stuart	LD	415
Pannell, Keith L.	CON	376
Farquhar, Steven A.	CON	311

Wick

Boyd, Christine	LAB	1,166
Kennedy, Christopher M.	LAB	1,108
Webb, Jessica L.	LAB	1,068
Fuller, Peter	LD	401
Gemenne, Francois	GRE	375
Jarnecki, Wanda	LD	364
Stone, Brian	LD	296
Dodkin, David A.	CON	283
Selby, Rupert S.	CON	238
Selby, Stephen A.	CON	203
Peacock, Adrian	IND	167

By-elections

King's Park

No change

10 December 2002

Akinrele, Yinusa M.	LAB	905
Gray, Paul S.	CON	211
Ash, David R.	LD	144
Bates, Daniel	GRE	139
McMahon, Will	SA	121

*Resignation of Pipe, Jules (LAB)***Leabridge**

No change

10 December 2002

Rathbone, Ian	LAB	780
Borris, Mischa A.	GRE	366
Wood, Samantha M.	CON	304
Southwood, Paula	LD	189
Peacock, Richard	SA	126

*Resignation of McQuoid, Louise (LAB)***New River**

No change

10 June 2004

Odze, Harvey	CON	951
Conway, Nicholas H.	LAB	781
Silver, Emanuel	LD	371
Gedge, Grace	GRE	267

*Resignation of Odze, Schneur (CON)***Queensbridge**

CON gain from LAB

20 January 2005

Boff, Andrew	CON	696
Vernon, Patrick	LAB	595
Egan, Eugene	LD	334
Swingler, Diane L.	R	291

*Resignation of Fernando, Nihal (LAB)***Hoxton**

No change

5 May 2005

McShane, Jonathan	LAB	1,443
Ellis, Alexander	CON	649
Anderson, Sylvia	LD	586
Butler, William	IND	310
Knight, Cedric	GRE	201
Ryan, Dean	R	113

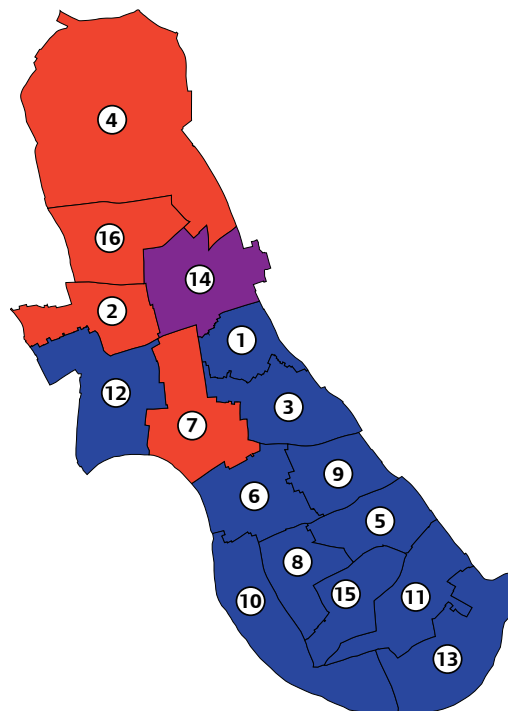
Resignation of Manion, David (LAB)

Hammersmith and Fulham

Conservative administration

- | | |
|-------------------------------|--------------------------------|
| 1 Addison | 10 Palace Riverside |
| 2 Askew | 11 Parsons Green and
Walham |
| 3 Avonmore and Brook
Green | 12 Ravenscourt Park |
| 4 College Park and Old Oak | 13 Sands End |
| 5 Fulham Broadway | 14 Shepherd's Bush Green |
| 6 Fulham Reach | 15 Town |
| 7 Hammersmith Broadway | 16 Wormholt and White City |
| 8 Munster | |
| 9 North End | |

An index of party codes and a legend for the borough maps can be found on page xxxii.



State of the parties, 1964-06

	CON	LAB	LD	other	total
4.5.06	33	13	-	-	46
2.5.02	18	28	-	-	46
7.5.98	14	36	-	-	50
5.5.94	15	33	2	-	50
3.5.90	22	28	-	-	50
8.5.86	9	40	1	-	50
6.5.82	23	25	2	-	50
4.5.78	24	24	2	-	50
4.5.74	10	48	2	-	60
13.5.71	2	58	-	-	60
9.5.68	54	6	-	-	60
7.5.64	7	53	-	-	60

% share of the poll, 1964-06

	% poll	CON	LAB	LD	other
4.5.06	39.7	48.7	32.0	14.0	5.3
2.5.02	32.0	42.5	41.0	14.1	2.4
7.5.98	34.2	37.4	49.7	12.6	0.2
5.5.94	46.3	35.9	49.8	13.6	0.7
3.5.90	53.2	42.3	48.3	5.3	4.1
8.5.86	51.8	33.7	50.8	13.4	2.0
6.5.82	50.0	40.1	37.7	20.4	1.9
4.5.78	50.5	47.6	45.6	3.9	2.9
4.5.74	41.3	36.3	56.8	6.3	0.6
13.5.71	47.6	36.5	61.6	1.8	0.1
9.5.68	39.1	58.2	38.9	2.3	0.6
7.5.64	32.0	33.9	62.7	2.7	0.8

Changes 2002-06

	CON	LAB	LD	other	total
Old council 06	15	28	-	2	45
Vacancies	-	1	-	-	1
By-elections	-1	+1	-	-	-
Allegiance changes	-2	-	-	+2	-
New council 02	18	28	-	-	46

General statistics

		Hammersmith and Fulham	London
May 2006	Electorate	119,295	5,340,657
May 2002	Electorate	115,096	5,209,247
Mid 2006 (GLA)	Resident population aged 18 and over	142,800	5,841,600
Mid 2002 (ONS)	Resident population aged 18 and over	141,900	5,750,200
2005/6	estimated % unemployed	7.6	7.7
2001/2	estimated % unemployed	6.6	6.6
April 2006	Band 'D' council tax	£1,206	£1,214
April 2002	Band 'D' council tax	£946	£895

% share of the poll

	Date	%poll	CON	LAB	LD	GRE	others	
Addison	4.5.06	45.0	42.5	30.3	10.4	14.8	CPA	
	2.5.02	29.9	40.5	44.2	15.3	-	2.0	
Askew	4.5.06	36.9	26.9	38.6	34.6	-	IND	SA
	2.5.02	26.6	18.5	51.9	18.5	-	-	-
Avonmore and Brook Green	4.5.06	38.0	56.9	29.0	14.1	-	IND	
	2.5.02	34.1	41.4	34.8	12.5	-	-	
College Park and Old Oak	4.5.06	31.5	19.7	45.7	18.3	-	IND	
	2.5.02	24.8	15.3	67.2	17.5	-	-	
Fulham Broadway	4.5.06	44.3	50.2	35.0	7.6	-	BNP	
	2.5.02	37.8	44.8	47.7	7.5	-	7.2	
Fulham Reach	4.5.06	44.0	50.3	38.2	11.5	-	IND	
	2.5.02	34.3	43.5	42.1	10.4	-	-	
Hammersmith Broadway	4.5.06	36.8	40.1	44.3	15.6	-	UKIP	
	2.5.02	28.3	27.1	52.1	17.9	-	-	
Munster	4.5.06	35.2	69.3	18.3	12.3	-		
	2.5.02	27.2	61.5	27.1	11.3	-		
North End	4.5.06	42.1	49.6	40.0	10.4	-	SA	SLAB
	2.5.02	33.1	39.5	45.5	9.9	-	-	-
Palace Riverside	4.5.06	50.5	45.3	9.7	5.9	-	IND	
	2.5.02	40.6	68.1	19.8	12.1	-	39.1	
Parsons Green and Walham	4.5.06	41.8	75.6	13.4	11.0	-		
	2.5.02	34.1	71.8	16.9	11.4	-		
Ravenscourt Park	4.5.06	48.8	50.6	34.1	15.3	-		
	28.7.05	33.7	44.3	37.4	24.3	-		
	2.5.02	45.5	36.0	36.9	27.1	-		
Sands End	4.5.06	41.1	60.0	32.3	7.7	-		
	12.9.02	32.9	44.9	45.7	9.9	-		
	2.5.02	37.7	44.6	48.3	7.1	-		
Shepherd's Bush Green	4.5.06	31.2	35.4	40.3	24.3	-		
	2.5.02	26.2	27.8	51.6	20.6	-		
Town	4.5.06	35.0	64.4	19.6	16.0	-		
	2.5.02	27.5	62.0	25.1	12.9	-		
Wormholt and White City	4.5.06	33.4	25.8	50.2	16.6	-	IND	
	2.5.02	25.6	19.1	64.9	15.9	-	7.4	

Results

Addison

3 CON gains from LAB

Binmore, Helen L.	CON	1,799
Donovan, Belinda C.	CON	1,682
Tobias, Peter H.J.	CON	1,664
Coughlan, Siobhan M.	LAB	1,276
Smallman, Melanie L.	LAB	1,238
Ellard, Andrew R.	LAB	1,155
Clarence-Smith, Dylan A.P.	GRE	597
Burden, Janet L.	LD	480
Sutton, John B.	LD	360
Mills, Katherine S.	CPA	80

Askew

Dickenson, Gillian W.	LAB	1,186
Vaughan, Rory J.	LAB	1,086
Homan, Lisa F.	LAB	1,080
Bewley, Henrietta S.	LD	1,052
Sainty, Sophie P.	LD	1,002
Young, Thoby W.A.	LD	950
Cann, David	CON	806
Oliver, William J.	CON	769
Evans, Alexander K.	CON	760

Avonmore and Brook Green

Robson, Alexandra E.K.	CON	1,747
Bethell, William A.	CON	1,717
Iggulden, Robert E.G.	CON	1,669
Khan, Mujeer M.	LAB	931
Woodhatch, Victoria M.	LAB	847
Risley, Simon C.	LAB	841
Cottam, Thomas G.E.	LD	447
Crawley, Nicola J.	LD	438
Whyatt, Adrian D.	LD	389

College Park and Old Oak

Harcourt, Wesley S.	LAB	686
McLaughlin, Reginald	LAB	610
de Lisle, Alexandra E.	CON	308
Burden, Jon P.	LD	287
Spencer-Smith, Gerald P.H.	CON	252
Brennan, Stephen P.	IND	231
Freisberg, Carsten P.J.	LD	231

Fulham Broadway

3 CON gains from LAB

Burley, Aidan	CON	1,682
Brocklebank-Fowler, Victoria S.A.	CON	1,644
Ford, Rachel	CON	1,610
Jones, Andrew M.	LAB	1,191
Napier, Charles J.	LAB	1,146
Stephens, Anthony F.	LAB	1,111
Carr, Shaun A.	LD	305
Tyler, Stephen J.	BNP	236
Falkner, Robert	LD	235
Mynors, Rowland P.B.	LD	210

Fulham Reach

1 CON gain from LAB

Donovan, Charles G.	CON	1,683
Bristow, Paul	CON	1,635
Johnson, Andrew P.	CON	1,573
Burke, Stephen B.	LAB	1,284
Cardigan, Oliver P.	LAB	1,222
Turmaine, Matthew R.	LAB	1,207
Stephens, Elizabeth M.	LD	407
Jablkowska, Marytka K.	LD	341

Hammersmith Broadway

Cartwright, Kenneth M.	LAB	1,203
Nandy, Lisa E.	LAB	1,203
Cowan, Stephen E.	LAB	1,161
Clarke, Edward	CON	1,152
St Clair-Legge, Elizabeth A.	CON	1,042
Craig, Oliver D.	CON	1,038
Young, Andrew C.	LD	448
Le Rougetel, Samuel R.	LD	447
Oliaji, Meher	LD	366

Munster

Adam, Michael F.	CON	1,825
Alford, Adronie E.	CON	1,762
Karmel, Alexander P.	CON	1,736
Butler, Thomas W.	LAB	508
Moriah, Joseph L.	LAB	454
Stanley, Simon H.F.	LAB	445
Carr, Sarah J.	LD	361
Brett, Alastair J.	LD	314
Morris, Stephen J.	LD	273

North End

3 CON gains from LAB

Ffiske, Caroline R.	CON	1,585
Gore, Sarah L.	CON	1,521
Gugen, Lucy F.	CON	1,492
Coleman, Iain	LAB	1,295
Brown, Daryl J.E.	LAB	1,250
Treloggan, Charles W.A.	LAB	1,158
Harris, Suzanna C.	LD	349
Falkner, Kishwer	LD	337
Ratcliffe, Paul G.	LD	278

Palace Riverside

Johnson, Donald M.	CON	1,239
Scott Russell, Melanie J.	CON	1,183
Al-Uzaizi Emile P.	IND	1,056
Lloyd-Harris, Amanda J.	IND	1,038
Lukey, Francis J.	LAB	278
Stead, Barrington J.	LAB	243
Macdonald, Hector I.	LD	163
Dragadze, Tamara	LD	152

Parsons Green and Walham

Botterill, Nicholas B.	CON	2,307
Stainton, Frances M.	CON	2,288
Loveday, Mark A.	CON	2,274
Homan, Robin M.	LAB	426
Vaughan, Jenny R.	LAB	402
Pavelin, Colin G.	LAB	392
Meek, Alice M.	LD	348
Bagwell, William H.	LD	337
Hartwell, Peter J.	LD	316

Ravenscourt Park

2 CON gains from LAB

Ivimy, Lucy V.	CON	1,815
Phibbs, Richard H.	CON	1,725
White, Eugenie K.	CON	1,687
Allen, Christopher M.	LAB	1,227
Hillman, Julian D.	LAB	1,164
McMahon, Anthony R.	LAB	1,131
Goldstein, Margaret	LD	563
Eckersley, Lillian R.	LD	514
Harris, Ian J.	LD	499

Sands End

2 CON gains from LAB

Hamilton, Stephen J.	CON	1,728
Law, Jane V.	CON	1,714
Bentley, Jeanette	CON	1,707
Bird, Brendan J.	LAB	1,044
Watson, Winifred G.	LAB	869
Haregot, Mulat T.	LAB	864
Graves, Lucia M.	LD	250
McKelvie, Allan W.	LD	215
Harnett, Joan P.	LD	195

Shepherd's Bush Green

1 CON gain from LAB

Owen, Edmund P.	LAB	909
Umeh, Chinyere M.	LAB	846
Chalk, Alexander J.G.	CON	838
Khaled, Abu S.M.J.	LAB	834
Goodall, John R.	CON	735
Dewhirst, Charles A.G.	CON	704
Owen, Patricia	LD	608
Collie, George M.	LD	501
Winn, Jane A.J.	LD	449

Town

Greenhalgh, Stephen J.	CON	1,581
Smith, Gregory D.	CON	1,570
Lillis, Antony	CON	1,554
Cash, Anthony	LAB	539
Church, Dominic J.	LAB	462
Kadoo, Krokhukoomaj J.J.	LAB	429
Braund, Henry C.	LD	406
Kennedy, Paul G.	LD	397
Muir, Graham P.	LD	368

Wormholt and White City

Campbell, Jean I.	LAB	1,292
Aherne, Colin	LAB	1,278
Powell, Sally A.V.	LAB	1,151
Barnes, Terry J.	CON	767
Trehearne, Edward G.P.	CON	623
Yogeswaran, Arunasalam, S.	CON	519
Perrin, Julie C.	LD	442
Pocock, Matthew C.	LD	404
Pettit, Rosemary	LD	382
Hauzaree, Jagdeo	IND	184

By-elections

Sands End

LAB gain from CON

12 September 2002

Pavelin, Colin	LAB	1,021
Hamilton, Stephen	CON	1,017
Macinnes, Dugald	LD	225

Disqualification of Hamilton, Stephen J. (CON)

Ravenscourt Park

No change

28 July 2005

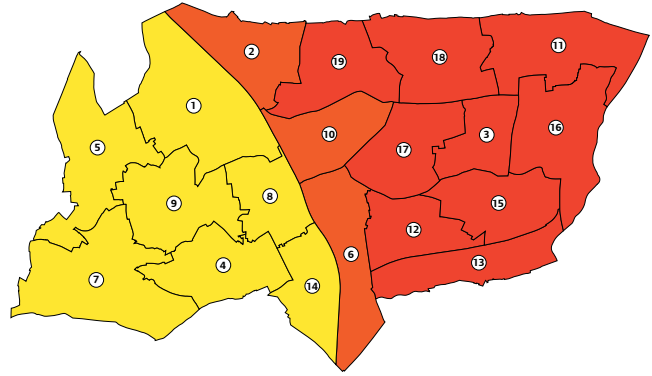
Ivimy, Lucy V.	CON	1,069
McMahon, Anthony R.	LAB	757
Le Rougetel, Samuel R.	LD	585

Death of Donald, Caroline (CON)

Haringey

Labour administration

1	Alexandra	11	Northumberland Park
2	Bounds Green	12	St Ann's
3	Bruce Grove	13	Seven Sisters
4	Crouch End	14	Stroud Green
5	Fortis Green	15	Tottenham Green
6	Harringay	16	Tottenham Hale
7	Highgate	17	West Green
8	Hornsey	18	White Hart Lane
9	Muswell Hill	19	Woodside
10	Noel Park		



An index of party codes and a legend for the borough maps can be found on page xxxii.

State of the parties, 1964-06

	CON	LAB	LD	other	total
4.5.06	-	30	27	-	57
2.5.02	-	42	15	-	57
7.5.98	2	54	3	-	59
5.5.94	2	57	-	-	59
3.5.90	17	42	-	-	59
8.5.86	16	42	1	-	59
6.5.82	22	33	-	4	59
4.5.78	17	42	-	-	59
4.5.74	19	40	-	1	60
13.5.71	19	41	-	-	60
9.5.68	53	7	-	-	60
7.5.64	19	41	-	-	60

% share of the poll, 1964-06

	% poll	CON	LAB	LD	other
4.5.06	35.8	13.4	35.5	35.1	15.9
2.5.02	28.0	15.6	40.3	25.8	18.2
7.5.98	30.5	18.0	51.7	17.1	13.2
5.5.94	43.2	21.0	55.2	13.2	10.6
3.5.90	46.6	32.0	40.8	10.1	17.1
8.5.86	50.7	33.8	41.0	18.2	7.0
6.5.82	45.2	38.9	40.3	20.2	0.6
4.5.78	41.7	41.1	48.9	2.5	7.5
4.5.74	32.5	40.7	47.8	8.8	2.7
13.5.71	37.7	38.9	58.4	1.6	1.0
9.5.68	34.3	64.0	32.3	1.8	1.9
7.5.64	33.4	41.8	53.4	3.3	1.5

Changes 2002-06

	CON	LAB	LD	other	total
Old council 06	-	41	15	-	56
Vacancies	-	-	1	-	1
By-elections	-	-1	+1	-	-
Allegiance changes	-	-	-	-	-
New council 02	-	42	15	-	57

General statistics

		Haringey	London
May 2006	Electorate	155,230	5,340,657
May 2002	Electorate	149,730	5,209,247
Mid 2006 (GLA)	Resident population aged 18 and over	176,600	5,841,600
Mid 2002 (ONS)	Resident population aged 18 and over	174,200	5,750,200
2005/6	estimated % unemployed	9.5	7.7
2001/2	estimated % unemployed	10.2	6.6
April 2006	Band 'D' council tax	£1,384	£1,214
April 2002	Band 'D' council tax	£983	£895

% share of the poll

	Date	%poll	CON	LAB	LD	GRE	others	
Alexandra	4.5.06	43.6	8.5	20.3	57.2	14.0	SA	
	2.5.02	43.5	10.7	26.0	48.0	10.3	-	5.1
Bounds Green	4.5.06	39.7	9.4	39.6	40.3	10.7		
	2.5.02	26.8	17.4	47.4	19.1	16.1		
Bruce Grove	4.5.06	29.7	12.7	59.5	13.8	14.0		
	2.5.02	23.2	10.8	66.1	8.2	14.9		
Crouch End	4.5.06	38.2	13.3	16.8	55.5	14.4		
	2.5.02	32.1	11.0	26.5	47.9	14.6		
Fortis Green	4.5.06	38.8	18.8	15.1	54.3	11.8		
	12.11.04	27.7	23.6	12.8	57.8	5.8		
	2.5.02	39.5	29.8	20.6	40.0	9.5		
Harringay	4.5.06	36.6	6.0	39.8	42.1	12.2		
	2.5.02	25.9	18.8	47.2	15.3	18.7		
Highgate	4.5.06	45.0	29.3	10.3	39.1	9.1	IND	
	2.5.02	35.4	30.8	19.3	40.3	9.6	12.3	-
Hornsey	4.5.06	39.9	5.9	32.8	47.7	13.6	SA	
	2.5.02	27.3	11.7	44.4	21.1	16.6	-	6.1
Muswell Hill	4.5.06	43.5	9.2	19.9	59.5	11.5		
	4.3.04	32.4	11.1	12.8	69.5	6.6		
	2.5.02	39.1	8.8	19.4	62.2	9.5		
Noel Park	4.5.06	32.6	9.4	41.5	40.3	8.7	IND	SA
	2.5.02	23.1	14.1	49.1	14.6	13.5	-	-
Northumberland Park	4.5.06	29.5	12.1	62.5	10.9	9.1	5.4	-
	2.5.02	19.5	11.3	66.1	10.2	9.3	3.2	-
St Ann's	4.5.06	31.3	11.2	40.6	12.1	17.7	R	SA
	2.5.02	23.5	9.6	45.9	12.1	17.2	18.5	-
Seven Sisters	4.5.06	30.9	27.5	47.3	12.2	13.0	SA	
	2.5.02	21.7	14.1	55.9	8.5	12.1	-	9.3
Stroud Green	4.5.06	39.8	6.2	28.3	49.3	16.2	SA	SLAB
	29.1.04	26.0	7.9	19.3	53.7	19.1	-	-
	2.5.02	30.3	7.6	40.3	16.2	25.4	5.8	4.6
Tottenham Green	4.5.06	26.9	13.0	50.8	15.4	17.1	IND	SA
	2.5.02	22.5	10.7	50.6	9.6	14.4	3.7	-
Tottenham Hale	4.5.06	28.9	15.6	55.7	14.5	14.2	SA	
	23.1.03	18.8	29.1	46.4	19.9	-	-	4.6
2.5.02	21.6	14.7	54.2	12.8	12.1	6.2		
West Green	4.5.06	33.7	12.0	39.2	12.5	16.2	R	SA
	2.5.02	25.3	14.9	53.2	12.6	12.9	20.1	-
White Hart Lane	4.5.06	34.1	26.8	52.4	11.3	9.5		
	2.5.02	22.5	33.6	47.7	8.0	10.6	-	6.4
Woodside	4.5.06	38.1	8.7	44.6	38.1	8.6	SA	
	2.5.02	27.4	14.2	47.2	15.9	17.1	-	5.5

Results

Alexandra

Oatway, Susan J.M.	LD	1,966
Hoban, Wayne	LD	1,937
Beacham, David M.	LD	1,914
Christophides, Joanna K.	LAB	720
McIlroy, Stewart I.	LAB	680
McNamara, Stuart J.	LAB	661
Rennie David G.	GRE	521
Lipscomb, Helen J.	GRE	500
Shaughnessy, Michael J.	GRE	404
Shawcross, Rachael A.	CON	310
Uffindell, David C.	CON	286
Ismail, Mohammad A.H.	CON	270

Bounds Green

2 LD gains from LAB

Cooke, Matthew W.	LAB	1,213
Demirci, Ali	LD	1,212
Oakes, John L.	LD	1,167
Davidson, Thomas	LAB	1,164
Rizvi, Yasmin	LD	1,156
Manheim, Vivienne H.	LAB	1,097
Dean, Kathryn	GRE	360
Phillips, Andrea	GRE	303
Holden, Richard J.	CON	277
Bannister, Diana M.	CON	276
Gayford, Rita M.	GRE	275
Evans, Natalie J.	CON	273

Bruce Grove

Dodds, Ray	LAB	1,334
Dogus, Dilek	LAB	1,299
Jones, Emma M.	LAB	1,245
Glenn, Julia A.E.	LD	338
Dervish, Tarik	GRE	312
Bury, Dennis R.	GRE	311
Hopkins, Lynn M.	LD	304
Brown, Matthew J.	CON	292
Arghyrou, Argyros, A.	GRE	289
Bradley, Margaret A.	CON	289
Oxford, David N.	LD	259
James, Andrew W.	CON	244

Crouch End

Weber, Linda	LD	1,870
Aitken, Ronald A.	LD	1,820
Winskill, David L.	LD	1,771
Browne, Philip D.	LAB	603
Nabeii, Ali A.	LAB	547
Forbes, Jayne E.	GRE	517
Koroma, Abdul A.	LAB	503
Ashby, Martin	GRE	502
Bates, Nicola S.	CON	451
O'Brien, Nicholas	CON	433
Sherwood, Julian A.J.	CON	423
Smith, James R.	GRE	397

Fortis Green

Beynon, Sara J.	LD	1,855
Davies, Matthew J.	LD	1,719
Newton, Martin D.	LD	1,700
Cusworth, Patrick	CON	628
Douglas, David	CON	620
Rozenberg, Gabriel S.	CON	577
Hughes, Alexander P.	LAB	502
Amaegbe, Iquo	LAB	489
Halder, Dharendra N.	LAB	476
Caulfield, Mark B.	GRE	426
Rosenberg, Daniel B.	GRE	391
von Massow, Nadja M.	GRE	328

Harringay

2 LD gains from LAB

Alexander, Karen J.	LD	1,308
Adamou, Gina	LAB	1,254
Baker, Carolyn A.	LD	1,159
Schmitz, David R.	LD	1,075
Kane, Alpha K.	LAB	1,068
Sulaiman, Takki E.	LAB	1,024
Pollitt, Matthew J.	GRE	345
Polycarpou, Peter	GRE	343
McAskie, Peter H.	GRE	339
Das, Kshitis C.	CON	187
Gilbert, Peter	CON	163
Lumb, Sally M.	CON	152

Highgate

Hare, Walter R.	LD	1,534
Portess, Justin	LD	1,523
Williams, Neil	LD	1,405
Forrest, Peter J.	CON	1,163
Allen, David A.	CON	1,119
McNeill, Douglas A.	CON	1,068
Crisp, Ralph R.G.	IND	467
Edwards, Richard	GRE	424
Heath, David R.	LAB	418
Simon, Barbara A.M.	LAB	412
Keep, Charles W.	GRE	349
Jones, Peter R.	LAB	347
Lynch, Noel T.	GRE	262

Hornsey

3 LD gains from LAB

Reid, Errol E.	LD	1,530
Whyte, Monica P.	LD	1,432
Gorrie, Robert J.A.	LD	1,388
Prescott, De Quincy C.	LAB	1,028
Milner, Richard L.	LAB	1,020
Prescott, Erline V.	LAB	948
Butler, Paul	GRE	454
Hogan, Mary B.	GRE	429
Phillips, Sarah L.	GRE	356
Henderson, Elizabeth E.	CON	191
Grant, Jennifer M.	CON	176
Curtis, Kay D.	CON	169

Muswell Hill

Bloch, Jonathan M.	LD	2,060
Engert, Gail P.D.	LD	2,037
Rainger, Sheila J.	LD	1,916
Thacker, David T.	LAB	707
Wilkinson, Rebecca A.	LAB	656
Chalk, Peter D.	LAB	648
Green, Jeremy	GRE	482
Richards, Francesca E.	GRE	375
Allen, Roderick	CON	352
Martin, Andrew J.	GRE	302
Forrest, Anne D.	CON	297
Price, Evan	CON	280

Noel Park

2 LD gains from LAB

Dobbie, Alan R.	LAB	1,124
Harris, Catherine E.	LD	1,114
Mughal, Fiyaz A.	LD	1,031
Wynne, Katherine L.	LAB	1,024
Watson, Neville K.	LAB	1,007
Sisupalan, Balan N.	LD	920
Pilott, Annabel C.	GRE	257
Dennis, Susan E.	CON	249
O'Shea Neil	CON	240
Grant, David D.	CON	229
Pilott, Howard	GRE	183

Northumberland Park

Peacock, Sheila S.	LAB	1,445
Bevan, John E.	LAB	1,434
Amin, Kaushika	LAB	1,392
Bradley, Roger E.	CON	311
Weeks, Gladys E.	CON	258
Toussaint, Calistra	CON	255
Coleman, Francis A.	LD	254
Aris, Alan A.	LD	248
Mortimer, Valerie	LD	242
Burns, David H.	GRE	208
McGlynn, James J.	IND	123

St Ann's

Haley, Brian A.	LAB	1,195
Canver, Azize N.	LAB	1,184
Harris, Robert W.	LAB	1,064
Hester, Simon J.	R	579
Boardman, Adam F.J.	GRE	500
Kartal, Tekin	R	468
Sweet, Alexander M.	LD	390
Rizvi, Sakina S.	LD	348
Harris, Aeronwy	CON	337
Joannides, Phivous	CON	329
Willett, Michael	LD	285
Sartori, Peter A.	CON	283

Seven Sisters

Basu, Dharendra N.	LAB	1,216
Knight, Frederick A.	LAB	1,195
Kober, Claire	LAB	1,124
Gruber, Zev	CON	728
Pinnock, Cecil L.	CON	682
Rivlin, Yvonne L.	CON	647
Bury, Ursula K.	GRE	342
Osborne, Kathleen	LD	334
Harris, Timothy C.	LD	307
Gordon, Jenepher	GRE	305
Nichol, Glen J.	LD	269

Stroud Green

3 LD gains from LAB

Edge, Laura R.	LD	1,739
Butcher, Edmund R.	LD	1,530
Wilson, Richard J.	LD	1,438
Hillman, Peter V.	LAB	941
Morton, Peter J.M.	LAB	911
Rice, Reginald	LAB	847
Budge, Peter	GRE	668
Carter, Julian R.	GRE	453
McAskie, Niall A.	GRE	424
Boutle, Toby J.	CON	207
Norton, Roy	CON	191
Vowles, Christopher	CON	190

Tottenham Green

Daikides, Isidoros	LAB	1,180
Vanier, Bernice A.	LAB	1,119
Lister, Henry R.	LAB	1,111
Gale, Jill J.	LD	436
Madden, Christopher J.	GRE	383
Lay, Frances E.	LD	356
Howard, Jonathan G.	CON	321
Hinchcliffe, Susan A.	CON	313
Stefan, Zarko	LD	243
Orpin, James S.	CON	236
Woodward, Frederick A.	IND	85
Wakie, Salah E-D.	IND	81

Tottenham Hale

Reith, Lorna M.	LAB	1,439
Stanton, Alan P.	LAB	1,376
Thompson, Sheik G.L.	LAB	1,246
Collins, Neville J.	LD	427
Bates, Olive J.	CON	424
Harvey-Kirkwood Ann	CON	380
Moore, David B.	GRE	346
Kirkwood, Roger S.	CON	330
Jackson, Thuranie A.	LD	317
Benziger, Roderick R.V.L.	LD	315

West Green

Griffith, Eddie	LAB	1,192
Khan, Gmmh R.	LAB	1,135
Mallett, Antonia L.	LAB	1,073
Akgul, Sait	R	626
McFarlane, Gary A.J.	R	535
Gray, Anne M.	GRE	469
Haskings, James S.J.	LD	426
Farmer, Jean E.M.	CON	378
Evangelou, Phodis C.	CON	336
Fynaut, John L.	LD	329
Hirsch, Della R.	LD	328
Andresen, Eyvind N.	CON	324

White Hart Lane

Adje, Charles O.	LAB	1,370
Bull, Gideon A.	LAB	1,344
Santry, Elisabeth J.	LAB	1,195
Hinchcliffe, Justin D.	CON	737
Lattimore, Eric F.	CON	652
Mason, Thomas A.	CON	608
Bartlett, David C.S.	LD	330
de Sudea, Isabel G.	LD	269
Guha, Shantanu	LD	246
Grinham, James A.	GRE	242
Ernst, Friedrich P.	GRE	230

Woodside

Meehan, George F.	LAB	1,354
Egan, Patrick A.	LAB	1,353
Patel, Jayantilal P.	LAB	1,318
Faulkner, Patricia A.	LD	1,224
Scott, Nigel P.	LD	1,126
Masroor, Ajmal H.	LD	1,087
Corley, Peter H.	GRE	297
Donnelly, Juliet E.	CON	293
Newton, Adam J.	CON	271
Shawcross, Stephen J.	CON	221
Kataria, Shyamal	GRE	220

By-elections

Tottenham Hale

No change

23 January 2003

Reith, Lorna	LAB	691
Cox, Tony	CON	434
Collins, Neville	LD	296
Cracknell, Stephen	SA	68

Resignation of Prendergast, David (LAB)

Muswell Hill

No change

4 March 2004

Engert, Gail P.D.E.	LD	1,739
Kober, Claire	LAB	321
Allen, Roderick	CON	278
Polycarpou, Peter	GRE	164

Resignation of Laird, Ross (LD)

Stroud Green

LD gain from LAB

29 January 2004

Edge, Laura R.	LD	1,135
Freeman, William	LAB	408
Forbes, Jayne E.	GRE	403
Boutle, Toby	CON	166

Resignation of Irwin, Josephine L. (LAB)

Fortis Green

No change

12 November 2004

Newton, Martin	LD	1,345
McNeill, Douglas	CON	550
Atkinson, Mark	LAB	298
Budge, Peter	GRE	136

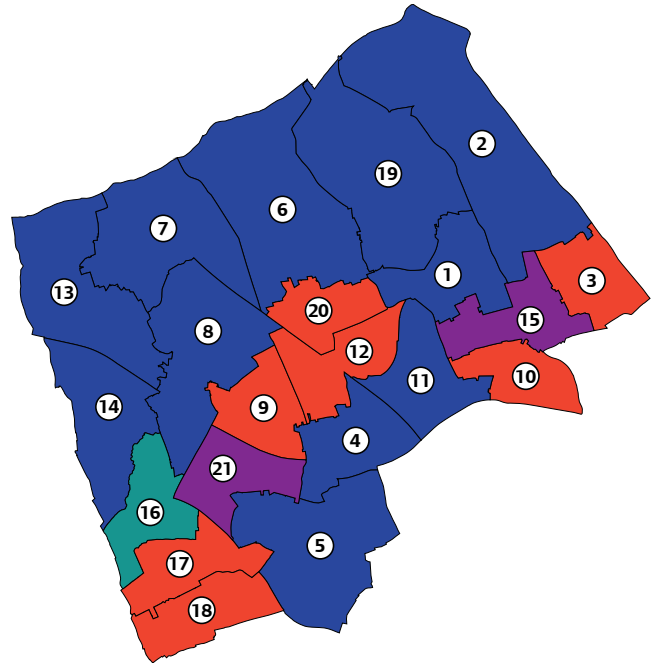
Resignation of Fabian, Barbara (LD)

Harrow

Conservative administration

1 Belmont	12 Marlborough
2 Canons	13 Pinner
3 Edgware	14 Pinner South
4 Greenhill	15 Queensbury
5 Harrow on the Hill	16 Rayners Lane
6 Harrow Weald	17 Roxbourne
7 Hatch End	18 Roxeth
8 Headstone North	19 Stanmore Park
9 Headstone South	20 Wealdstone
10 Kenton East	21 West Harrow
11 Kenton West	

An index of party codes and a legend for the borough maps can be found on page xxxii.



State of the parties, 1964-06

	CON	LAB	LD	other	total
4.5.06	38	24	1	-	63
2.5.02	29	31	3	-	63
7.5.98	20	32	9	2	63
5.5.94	17	14	29	3	63
3.5.90	36	13	11	3	63
8.5.86	32	9	18	4	63
6.5.82	41	6	13	3	63
4.5.78	46	12	1	4	63
4.5.74	39	14	-	3	56
13.5.71	26	27	2	1	56
9.5.68	56	-	-	-	56
7.5.64	36	20	-	-	56

% share of the poll, 1964-06

	% poll	CON	LAB	LD	other
4.5.06	41.4	46.7	30.7	19.2	3.4
2.5.02	31.5	50.1	43.1	2.3	4.5
7.5.98	36.6	32.9	39.1	23.6	4.4
5.5.94	48.9	33.7	29.2	34.0	3.0
3.5.90	51.1	46.2	27.9	20.6	5.2
8.5.86	46.7	40.2	23.4	29.5	6.9
6.5.82	48.6	45.3	18.7	29.5	6.5
4.5.78	48.4	54.7	29.2	8.5	7.5
4.5.74	47.1	51.9	26.2	17.9	4.0
13.5.71	42.1	47.7	39.4	10.8	2.2
9.5.68	42.5	67.1	18.9	12.5	1.5
7.5.64	43.0	50.7	31.7	17.3	0.3

Changes 2002-06

	CON	LAB	LD	other	total
Old council 06	28	30	3	2	63
Vacancies	-	-	-	-	-
By-elections	-	-	-	-	-
Allegiance changes	-1	-1	-	+2	-
New council 02	29	31	3	-	63

General statistics

		Harrow	London
May 2006	Electorate	163,743	5,340,657
May 2002	Electorate	158,195	5,209,247
Mid 2006 (GLA)	Resident population aged 18 and over	168,000	5,841,600
Mid 2002 (ONS)	Resident population aged 18 and over	163,500	5,750,200
2005/6	estimated % unemployed	7.0	7.7
2001/2	estimated % unemployed	4.6	6.6
April 2006	Band 'D' council tax	£1,356	£1,214
April 2002	Band 'D' council tax	£1,009	£895

% share of the poll

	Date	%poll	CON	LAB	LD	GRE	others	
Belmont	4.5.06	45.9	49.2	22.5	28.3	-		
	2.5.02	31.0	65.5	34.5	-	-		
Canons	4.5.06	38.0	69.6	17.3	13.1	-		
	2.5.02	31.6	74.1	25.9	-	-		
Edgware	4.5.06	37.2	36.9	46.8	16.3	-		
	2.5.02	29.2	41.7	58.3	-	-		
Greenhill	4.5.06	36.9	32.6	26.6	25.9	14.9		
	2.5.02	27.6	39.3	43.6	-	17.2		
Harrow on the Hill	4.5.06	37.4	56.3	27.3	16.3	-		
	2.5.02	34.6	55.9	44.1	-	-		
Harrow Weald	4.5.06	41.5	46.4	18.4	35.2	-		
	2.5.02	34.3	35.3	23.5	41.2	-		
Hatch End	4.5.06	42.8	67.9	18.8	13.3	-		
	2.5.02	30.8	71.5	28.5	-	-		
Headstone North	4.5.06	45.7	58.5	19.7	21.7	-	PI	-
	2.5.02	38.1	61.7	29.2	-	-		9.1
Headstone South	4.5.06	46.7	25.3	33.0	29.4	12.2		
	2.5.02	31.2	30.4	51.9	-	17.7		
Kenton East	4.5.06	41.4	36.2	49.6	10.3	-	PI	3.9
	2.5.02	32.2	39.4	60.6	-	-		-
Kenton West	4.5.06	44.2	45.1	41.0	13.9	-		
	2.5.02	30.9	49.6	50.4	-	-		
Marlborough	4.5.06	37.5	32.4	43.5	24.0	-		
	2.5.02	27.5	33.6	66.4	-	-		
Pinner	4.5.06	42.1	68.8	15.9	15.3	-		
	2.5.02	31.9	75.1	24.9	-	-		
Pinner South	4.5.06	44.5	63.4	17.8	18.8	-		
	2.5.02	36.2	67.9	32.1	-	-		
Queensbury	4.5.06	39.3	41.6	45.4	13.0	-		
	2.5.02	28.2	47.1	52.9	-	-		
Rayners Lane	4.5.06	47.9	34.7	24.6	30.4	8.0	PI	2.4
	2.5.02	35.9	46.9	43.1	-	-		10.0
Roxbourne	4.5.06	36.6	28.7	50.0	21.4	-		
	2.5.02	25.3	33.5	66.5	-	-		
Roxeth	4.5.06	41.5	32.8	43.8	13.3	-	IND	PI
	2.5.02	28.9	-	57.9	-	-	10.1	-
Stanmore Park	4.5.06	39.1	75.3	15.8	8.9	-		
	2.5.02	31.9	80.3	19.7	-	-		42.1
Wealdstone	4.5.06	37.4	30.2	43.1	13.7	13.1		
	2.5.02	30.4	29.7	70.3	-	-		
West Harrow	4.5.06	45.8	42.6	37.9	15.6	-	PI	3.9
	2.5.02	34.2	48.4	51.6	-	-		-

Results

Belmont

Ashton, David J.	CON	1,775
Macleod-Cullinane, Barry	CON	1,563
Kara, Manji	CON	1,547
Cox, Laurence J.	LD	979
Diamond, Anne D.	LD	957
Patel, Vasudev	LD	871
Patel, Kantilal B.	LAB	815
Thacker, Gunvant J.	LAB	720
Pathirana, Dharshana J.	LAB	702

Canons

Cowan, Janet R.	CON	2,214
Cowan, John H.	CON	2,173
Romain, Richard D.	CON	2,085
Harrod, Richard	LAB	602
Ramnarine, Shirley J.	LAB	536
Sutcliffe, John A.A.	LAB	474
Berman, Jack	LD	450
Fierstone, Michael	LD	394
Bhana, Natoo	LD	372

Edgware

Choudhury, Mrinal K.	LAB	1,252
Davine, Margaret A.	LAB	1,160
Asante-Twumasi, Elizabeth N.	LAB	1,108
Mistri, Bharat	CON	989
Pratt, Simon C.	CON	924
Silber, Janet	CON	860
Warne, Margaret E.	LD	457
Ezro, Joyce	LD	394
Abrahams, Olga	LD	378

Greenhill

3 CON gains from LAB

Chowdhury, Golam S.	CON	1,015
Mudhar, Narinder S.	CON	934
Weiss, Thomas R.A.	CON	916
Bluston, Howard S.	LAB	802
McLaren, Meryn	LAB	791
Webster, Helen D.	LD	775
Budden, Peter D.J.	LD	750
Scott, Paul E.	LD	750
Phillips, William	LAB	748
Kersey, Sarah A.	GRE	435

Harrow on the Hill

Kinnear, Eileen M.	CON	1,550
Billson, Frederick D.	CON	1,493
Versallion, Mark A.	CON	1,424
Gate, Ann	LAB	810
Smith, Nicholas J.	LAB	707
Taggart, Christopher J.	LAB	651
Rogers, Duncan W.	LD	462
Thomas, Clifford	LD	436
Varsani, Vipinprakash	LD	397

Harrow Weald

3 CON gains from LD

Anderson, John B.	CON	1,513
Ferrari, Anthony	CON	1,489
Benson, Robert C.	CON	1,487
Jones, Colin E.	LD	1,155
Branch, Gabrielle V.	LD	1,129
de Beer, Maureen	LD	1,127
McNulty, Eileen	LAB	643
Choudhury, Shohidul H.	LAB	574
Shah, Aneka	LAB	562

Hatch End

Hall, Susan M.	CON	2,268
Lammiman, Jean	CON	2,190
Sheinwald, Stanley	CON	2,129
Anderson, Susan E.	LAB	651
Solomon, John	LAB	591
Oelman, Timothy	LAB	587
Colledge, Eileen J.	LD	455
Colledge, Alfred J.	LD	427
Langrognat, Joan B.	LD	409

Headstone North

Mote, Janet T.	CON	1,938
Seymour, Anthony H.	CON	1,926
Silver, Eric	CON	1,914
O'Neill, Geraldine	LD	781
Burton, Eileen	LAB	719
Baig, Zia S.	LD	713
Boethe, Nahid	LD	650
Gobiratnam, Gopal D.	LAB	633
Karunalingam, Sockalingam	LAB	595

Headstone South

Stephenson, Bill	LAB	1,249
Suresh, Sasikala	LAB	1,145
Omar, Asad	LAB	1,097
Cox, Oenone J.	LD	1,067
Diamond, Darren S.	LD	1,036
Anwar, Sohail	LD	1,011
Child, Jeremy P.	CON	928
John, Mary H.	CON	897
Patel, Purshottam	CON	856
Hunt, Jennifer M.	GRE	431

Kenton East

Shah, Navin	LAB	1,623
Green, Mitzi J.	LAB	1,477
Foulds, Archie T.	LAB	1,433
Vekaria, Jitendra P.	CON	1,231
Harriss, Clive B.	CON	1,066
Seedher, Pravin K.	CON	1,009
Jordan, Maureen	LD	371
Boethe, Charles D.	LD	340
Zapasnik, Zbigniew	LD	228
Warren, Bradley M.	PI	118

Kenton West

2 CON gains from LAB

Mithani, Vina	CON	1,592
Teli, Yogesh	CON	1,499
Zeid, Jeremy S.	CON	1,455
Dighe, Sanjay J.	LAB	1,449
Shah, Mukesh	LAB	1,382
Frogley, Raymond J.L.	LAB	1,301
Jeffery, Paul	LD	485
Scott, Julie R.	LD	477
Burrow, Ronald F.G.	LD	442

Marlborough

Lavingia, Dhirajlal	LAB	1,186
Gawn, David M.	LAB	1,169
Perry, David R.	LAB	1,044
Solanki, Bharti	CON	895
McKersie Michael W.	CON	854
Grba, Dusko	CON	784
Modi, Chris	LD	643
Patel, Jaydeep K.	LD	625
Warshaw, Ronald D.	LD	607

Pinner

Champagnie, Mavis L.	CON	2,117
Michael, Myra A.M.	CON	2,109
Osborn, Paul S.	CON	2,014
Chamberlain, Veronica M.	LD	525
Whitehead, Anne E.	LAB	509
Gallant, Jeffrey C.	LAB	489
Moss, Leslie N.	LD	485
Smith, Anthony	LAB	448
Sayer, Michael R.	LD	376

Pinner South

Mote, Charles C.	CON	2,226
Nickolay, John W.	CON	2,068
Miah, Salim	CON	1,886
Rich, Benedict S.	LD	670
Boobis, Susan	LD	612
Egan, Pauline	LAB	609
Coyle, James	LAB	591
Fletcher, Peter	LD	549
Selby, Ernest M.	LAB	537

Queensbury

1 CON gain from LAB

Ismail, Nizam A.	LAB	1,371
Thammaiah, Keekira A.	LAB	1,340
Solanki, Dinesh B.	CON	1,295
Saud, Abu	LAB	1,269
Borgese, Marcello	CON	1,188
Silber, Terence B.	CON	1,158
Rogers, Maureen	LD	431
Smith, Ronald J.	LD	391
Tiley, Stephen E.	LD	317

Rayners Lane

1 LD gain from CON

Nickolay, Lily J.	CON	1,395
Noyce, Christopher D.	LD	1,319
Kulkarni, Ashok S.	CON	1,284
Mirza, Sameer	CON	1,230
Tiley, Edward P.	LD	1,054
Nandhra, Prakash K.	LD	1,050
Suresh, Krishna	LAB	965
Maddison, Olive	LAB	934
Marikar, Kairul K.	LAB	876
Langley, Rowan N.C.	GRE	300
Buhariwala, Ratan D.	PI	90

Roxbourne

Dharmarajah, Manoharan	LAB	1,317
Currie, Robert W.	LAB	1,290
Henson, Graham D.	LAB	1,160
Hall, Louise M.	CON	798
Stevenson, Norman S.	CON	708
Kaiserimam, Mohammad A.	CON	656
Knight, John W.	LD	578
Lane, Nicola J.	LD	519
Sharma, Baldev K.	LD	514

Roxeth

Miles, Jeremy J.	LAB	1,471
Idaikkadar, Thayapara	LAB	1,362
Ray, Radhikaranjan	LAB	1,337
Diffey, William T.	CON	1,063
Brier, Jeremy M.	CON	1,036
Rennie, John B.	CON	1,029
Lippiatt, Graham J.	LD	436
Cooper, Suzanne W.	LD	419
Skipworth, Janet	LD	411
Dhalla, Akil T.	IND	322

Stanmore Park

Ashton, Marilyn J.	CON	2,371
Bath, Camilla M. A.	CON	2,364
Bednell, Christine A.	CON	2,292
Burchell, Keith	LAB	508
Groves, Ann T.	LAB	502
James, Krishna	LAB	466
Warshaw, Sylvia	LD	299
Podro, David A.	LD	288
Skipworth, John	LD	246

Wealdstone

Ferry, Keith F.	LAB	1,149
O'Dell, Phillip W.	LAB	1,112
Shah, Rajeshri N.	LAB	1,102
Ashton, Michael J.	CON	806
Patel, Usha	CON	790
Thomas, Christine M.	CON	759
Campbell, Stephen	LD	395
Byrne, Grainne J.	GRE	341
O'Reilly, Sheila A.	LD	340
Alidina, Mohammed R.	LD	333

West Harrow

1 CON gain from LAB

Patel, Anjana	CON	1,441
Merison, Julia S.	CON	1,353
Gate, Brian E.	LAB	1,251
Davies, Huw S.	LAB	1,199
Wanchai, Chalee	CON	1,195
Omar, Kausar	LAB	1,095
Clarke, Donald S.	LD	561
Ahmad, Qazi Z.	LD	461
Ocansey, Mary A.	LD	434
Crossman, Herbert W.	PI	133
Petchey, Arthur P.	PI	124
Padhiar, Manesh M.	PI	109

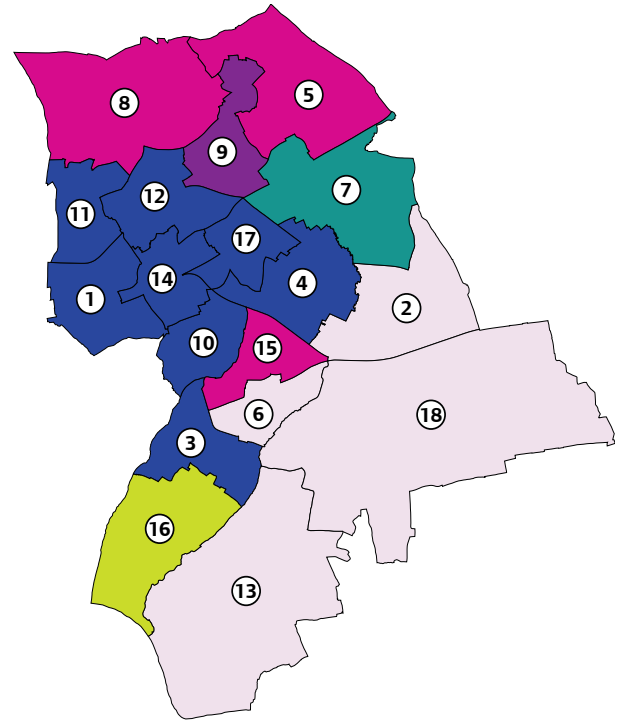
By-elections**There were no by-elections in Harrow**

Havering

Conservative administration

- | | |
|-----------------|---------------------------|
| 1 Brooklands | 11 Mawneys |
| 2 Cranham | 12 Pettits |
| 3 Elm Park | 13 Rainham and Wennington |
| 4 Emerson Park | 14 Romford Town |
| 5 Gooshays | 15 St Andrew's |
| 6 Hacton | 16 South Hornchurch |
| 7 Harold Wood | 17 Squirrel's Heath |
| 8 Havering Park | 18 Upminster |
| 9 Heaton | |
| 10 Hylands | |

An index of party codes and a legend for the borough maps can be found on page xxxii.



State of the parties, 1964-06

	CON	LAB	LD	other	total
4.5.06	34	2	1	17	54
2.5.02	26	9	1	18	54
7.5.98	14	29	3	17	63
5.5.94	11	31	4	17	63
3.5.90	19	25	6	13	63
8.5.86	28	20	5	10	63
6.5.82	37	12	5	9	63
4.5.78	38	12	-	13	63
4.5.74	20	26	-	9	55
13.5.71	13	30	-	12	55
9.5.68	35	7	-	13	55
7.5.64	16	27	-	12	55

% share of the poll, 1964-06

	% poll	CON	LAB	LD	other
4.5.06	39.5	37.3	15.3	2.4	45.1
2.5.02	45.0	37.7	24.9	5.3	32.1
7.5.98	34.3	28.7	35.5	5.7	30.1
5.5.94	45.9	27.4	42.0	11.6	19.0
3.5.90	49.1	36.0	39.6	7.2	17.2
8.5.86	43.3	36.0	29.6	20.5	13.9
6.5.82	44.4	44.2	22.1	21.0	12.7
4.5.78	43.4	47.4	34.1	1.8	16.7
4.5.74	38.7	37.9	33.2	9.7	19.2
13.5.71	42.3	32.5	47.1	1.4	19.0
9.5.68	40.8	54.5	22.6	3.2	19.6
7.5.64	40.9	30.4	42.8	7.2	19.7

Changes 2002-06

	CON	LAB	LD	other	total
Old council 06	20	11	-	23	54
Vacancies	-	-	-	-	-
By-elections	-	+2	-	-2	-
Allegiance changes	-6	-	-1	+7	-
New council 02	26	9	1	18	54

General statistics

		Havering	London
May 2006	Electorate	175,274	5,340,657
May 2002	Electorate	176,247	5,209,247
Mid 2006 (GLA)	Resident population aged 18 and over	178,400	5,841,600
Mid 2002 (ONS)	Resident population aged 18 and over	174,600	5,750,200
2005/6	estimated % unemployed	5.2	7.7
2001/2	estimated % unemployed	4.2	6.6
April 2006	Band 'D' council tax	£1,380	£1,214
April 2002	Band 'D' council tax	£1,037	£895

% share of the poll

	Date	%poll	CON	LAB	LD	GRE	others				
Brooklands	4.5.06	37.9	46.5	15.1	19.0	8.0	IND	RES			
	2.5.02	40.5	31.8	23.0	31.0	-	-	14.1	-		
Cranham	4.5.06	48.1	19.6	7.9	-	5.7	RES	TW			
	2.5.02	58.6	16.0	10.3	-	5.2	64.9	1.8			
Elm Park	4.5.06	39.9	38.1	25.3	-	11.7	TW				
	2.5.02	42.6	31.3	40.2	-	-	24.9				
Emerson Park	4.5.06	41.8	62.0	11.8	-	-	IND	RES	UKIP		
	2.5.02	49.2	62.3	16.6	7.3	-	3.7	16.9	5.6		
Gooshays	4.5.06	31.0	27.0	25.9	-	-	BNP	IND	IWCA	RES	UKIP
	2.5.02	35.7	24.4	40.3	-	-	29.3	2.5	-	5.1	10.3
Hacton	4.5.06	40.1	27.3	11.9	-	-	IND	RES	TW		
	2.5.02	47.1	26.3	19.2	-	-	3.7	51.7	5.3		
Harold Wood	4.5.06	40.7	25.3	14.5	23.2	5.7	RES	TW			
	2.5.02	46.6	37.1	32.6	30.3	-	22.8	8.4			
Havering Park	4.5.06	39.0	44.9	11.8	-	-	RES	UKIP			
	2.5.02	40.2	73.6	26.4	-	-	37.7	5.6			
Heaton	4.5.06	32.3	29.8	29.5	-	-	BNP	IND	IWCA	UKIP	
	2.5.02	38.3	31.3	40.8	-	-	20.3	4.5	-	15.9	
Hylands	4.5.06	39.3	37.2	17.4	-	-	IND	RES	TW	UKIP	
	2.5.02	43.1	43.2	28.0	-	-	2.0	25.7	3.4	14.4	
Mawneys	4.5.06	40.6	42.7	13.0	-	-	IND	RES	UKIP		
	2.5.02	43.7	63.7	36.3	-	-	2.7	34.3	7.3		
Pettits	4.5.06	45.8	55.1	8.2	-	-	3.9	29.0	3.9		
	2.5.02	52.7	50.4	12.1	-	-	-	37.5	-		
Rainham and Wennington	4.5.06	36.9	20.0	20.5	-	-	BNP	RES	TW	UKIP	
	15.7.04	28.2	30.1	31.2	-	3.5	-	59.4	-	-	
	3.4.03	23.2	29.3	35.3	-	5.8	21.3	10.3	3.6	-	
	2.5.02	43.6	13.1	33.8	-	-	-	22.5	4.3	2.8	
Romford Town	4.5.06	35.0	53.1	19.5	-	-	IND	RES			
	2.5.02	40.5	56.0	28.3	15.7	-	5.3	22.2			
St Andrew's	4.5.06	40.8	34.7	15.3	-	-	IND	RES	TW	UKIP	
	2.5.02	38.3	25.4	22.9	-	-	7.4	35.5	7.1	-	
South Hornchurch	4.5.06	34.0	24.2	25.5	-	6.6	IND	RES			
	2.5.02	47.3	22.9	32.1	-	-	21.8	21.9			
Squirrel's Heath	4.5.06	39.0	65.1	10.9	-	-	IND	RES	UKIP		
	2.5.02	44.7	68.0	18.8	13.1	-	4.3	12.7	7.0		
Upminster	4.5.06	48.6	20.0	5.4	-	7.7	1.7	60.1	5.1		
	2.5.02	56.5	15.9	9.0	-	5.0	-	70.0	-		

Results

Brooklands

1 CON gain from LD

Benham, Robert M.J.	CON	1,813
Osborne, Frederick A.	CON	1,745
Tebbutt, Henry A.	CON	1,708
Kruzycka, Karen H.	LD	762
Kruzycki, Paul A.	LD	721
Taffs, Keith I.	LD	666
Fingleson, Jaqueline A.	LAB	602
James, Ian	LAB	574
Jaques, Stephen K.	LAB	534
Mahon, Eamonn M.	REA	477
Taylor, Robert M.	REA	415
Couzens, Ronald C.	REA	407
Caspell, James J.	GRE	301

Cranham

Alexander, June M.	REA	3,109
Ford, Gillian	REA	3,023
Barrett, Clarence	REA	3,014
Bull, Catherine	CON	1,012
Monk, Terence A.	CON	913
Hand, Marc	CON	838
Lindsay, Margaret C.	LAB	378
Chalk, Patrick W.	LAB	375
McKernan, John	LAB	356
Voak, David J.	GRE	269
Littlechild, Graham V.	TW	99
Morrison, Joan F.	TW	86
Smith, Edgar	TW	75

Elm Park

3 CON gains from LAB

Grantham, David A.	CON	1,448
Evans, Jeremy R.	CON	1,421
Oddy, Barry J.	CON	1,420
Pammen, Joyce	TW	989
Carr, Graham M.	LAB	957
Williamson, Graham K.	TW	954
Harris, Ray	LAB	946
Davis, Janet P.	LAB	938
Roberts, Keith A.	TW	857
Haines, Gerald L.	GRE	440

Emerson Park

Ramsey, Roger E.	CON	2,495
Kelly, Steven J.	CON	2,373
Rochford, Paul N.	CON	2,291
Long, Jacqueline C.	REA	679
Corrigan, John H.	REA	675
Anastasi, Giovanni G.	REA	597
Chalk, Frances K.	LAB	470
Hughes, Terence T.	LAB	470
Willis, Sean L.	LAB	425
Seenath, Sunita	UKIP	214
Fraser, Julia	IND	179
Samson, Robert A.	IND	151
Segal, Gregory B.	IND	100

Gooshays

2 CON gain from LAB; 1 BNP gain from LAB

Bailey, Alan H.	BNP	996
Bull, Dennis R.	CON	952
Wells, Keith F.	CON	916
Cornell, Yvonne M.J.	LAB	915
Eagling, Brian E.	LAB	912
Ramsey, Marjorie F.	CON	885
Stafford, Jeffery G.	LAB	814
Leverett, Florence E.	UKIP	379
Woolerton, Bryan G.	UKIP	321
Holt, Jonathon D.R.	REA	199
Williams, Jacqueline A.	REA	162
Parker, John H.	REA	157
Stevens, Guy	IND	88
Stevens, Wendy	IND	84
Kent, Haydn R.	IND	78

Hacton

Morgon, Raymond P.	REA	2,341
Reith, Barbara	REA	2,322
Whittaker, Stephen R.	REA	2,035
Edes, Ruth	CON	1,181
Darvill, Julia B.	LAB	524
Jiggins, Susan A.	LAB	523
Roach, Allen H.	LAB	500
Roberts, Gary D.	TW	272
Arasaratnam, Nakkeeran	TW	190
Sadra, Pramjit S.	IND	162

Harold Wood

1 LD gain from CON

Kelly, Lesley S.	CON	1,047
Light, Pamela M.	CON	1,036
Coles, Jonathan W.A.	LD	999
Coles, Pamela A.	LD	969
Curtis, Patrick E.	REA	968
Pain, Garry L.	CON	936
Ower, Ronald F.C.	REA	929
Harrington, Richard	REA	821
Sanderson, Ian V.	LD	804
Eagling, Irene L.	LAB	646
Hitchin, Michael P.	LAB	564
Wise, Darren C.	LAB	525
Durant, David W.	TW	353
Taylor, Geoffrey	TW	339
Causton, Nicholas J.	TW	315
Hart, Maryla J.M.	GRE	227

Havering Park

1 REA gain from CON

Binion, Sandra C.	CON	1,617
Starns, Geoffrey D.	CON	1,606
Mann, Andrew J.	REA	1,400
Tebbutt, Henry A.	CON	1,365
Tonks, Kevin A.	REA	1,230
Gower, Jean E.	REA	1,224
McInerney, Peter J.	LAB	415
White, Peter J.	LAB	404
Badruddin, Pervez	LAB	383
Hawksbee, Charles J.	UKIP	221
Parkinson, Harry	UKIP	179
Parkinson, Jennie	UKIP	168

Heaton

2 CON gains from LAB

Fox, Christine S.	CON	930
Darvill, Keith E.	LAB	902
Adams, Gary K.	CON	899
Clark, Ken	LAB	884
Wood, Caroline B.	LAB	811
Murphy, Gary G.	CON	794
Easton, Anthony H.	BNP	595
Rout, Colin A.	UKIP	568
Webb, Lawrence J.	UKIP	431
de Wulverton, Ian	UKIP	401
Burland, Terence F.J.	IND	139
Wakeman, Damian	IND	122

Hylands

Galpin, Georgina V.	CON	1,430
Gadd, Mark R.	CON	1,356
Brace, Malcolm T.J.	CON	1,325
Belcher, Susan J.	REA	998
Wilkes, Jeremy P.E.	REA	942
Morris, Valerie J.	REA	897
Shaw, Raymond J.	LAB	670
Wood, Michael D.	LAB	637
Wood, Patricia C.	LAB	615
Hayes, Kenneth J.	UKIP	549
Murray, Terry P.	UKIP	538
Scott, Alan J.	UKIP	505
Davey, Philip P.	TW	140
Frater, Patricia F.A.	TW	111
Randell, Paul S.	IND	72

Mawneys

Gardner, Peter C.	CON	1,723
Wallace, Melvin J.	CON	1,690
Misir, Robby	CON	1,570
Smith, Alexandra	REA	1,378
Price, Derek G.	REA	1,350
Smith, Martin G.C.	REA	1,269
McGeary, Paul S.	LAB	518
Eagles, Patience	LAB	512
White, Herbert P.	LAB	490
Joyce, Ian J.	UKIP	285
Spink, William A.	IND	105

Pettits

Armstrong, Michael J.	CON	2,636
Eden, Edward G.J.	CON	2,567
Gregory, Kevin	CON	2,485
Wilkes, Ian H.	REA	1,385
Stevens, Denis H.	REA	1,379
Macpherson, Duncan G.	REA	1,282
Forsyth, James A.	LAB	410
Kilpatrick, Ben	LAB	370
McCole, John	LAB	368
Fellowes, James J.R.	UKIP	207
Watson, June P.	IND	180
Sharma, Yogendra N.	UKIP	152

Rainham and Wennington

Tucker, Jeffrey	IRE	2,211
Jeffery, Coral A.	IRE	1,900
Stewart, Mark J.	IRE	1,685
Ellis, Anthony J.	LAB	870
Daniels, George H.	CON	651
Vann, Kathleen A.	LAB	587
O'Flynn, Denis R.	LAB	545

Romford Town

Curtin, Andrew S.	CON	1,925
Brice-Thompson, Wendy	CON	1,902
Thompson, Frederick H.V.	CON	1,781
McKiernan, Edward J.	REA	812
Wilkes, Pamela E.	REA	769
Porter, Julie D.	REA	764
Brindley, Neil W.	LAB	724
Shaw, Susan K.	LAB	686
White, Penelope A.	LAB	653
Marsden, Madelaine J.	IND	197
Davis, Michael J.	IND	195
Mannix, Daniel	IND	163

St Andrew's

1 CON gain from REA

Mylod, John C.	REA	1,585
Charles, David G.	CON	1,535
Riddle, Brenda J.	REA	1,527
Ryan, Christopher P.R.	CON	1,462
Passannante, Gloria K.	CON	1,388
Winter, Michael A.	REA	1,379
Carr, Georgina M.	LAB	703
Davis, Michael P.	LAB	616
Vincent, Bryan T.	LAB	613
Logan, Mark J.	IND	324
Jones, Kevin P.	IND	304
Coles, John G.	TW	300

South Hornchurch

1 CON gain from REA; 1 LAB gain from REA

Long, Leonard F.	REA	878
Binding, Thomas J.	LAB	821
Clark, John A.	CON	812
Whitney, Reginald	REA	788
Clark, Wendy E.	REA	757
Clark, Patricia A.T.	CON	742
Leigh, David J.	LAB	741
Purnell, Rosina	LAB	733
Buck, Wendy A.	IND	687
Burton, Michael D.	IND	656
Walker, June	IND	623
Gadd, Ronald F.	CON	620
Gower, Susan J.	GRE	204
Gower, Guy A.	GRE	191
Brown, Malvin P.	REA	186

Squirrel's Heath

Cahill, Edward	CON	2,614
Munday, Eric A.	CON	2,487
White, Michael J.	CON	2,423
Shrimpton, John F.	REA	512
Maston, Colin A.	REA	486
Williams, Timothy S.	REA	474
Lovett, Eric J.	LAB	440
Gupta, Vineet	LAB	414
Webb, Harry A.	LAB	401
Gracie, Robert T.	UKIP	270
Campbell, Gregory H.	IND	215
Kent, Ann V.	IND	157
Francis, Susan M.	IND	130

Upminster

Hawthorn, Linda R.	REA	3,254
Mylod, Muriel P.	REA	3,137
van den Hende, Linda J.	REA	2,897
Palmer, Claire L.	CON	1,119
Pyke, Richard C.E.	CON	1,019
Walsh, Matthew P.	CON	947
Collins, Melanie J.	GRE	396
Scott, David G.	LAB	304
Carr, Matthew J.	LAB	301
Barrett, Edwin R.	UKIP	261
Willis, Diane F.	LAB	232
Hodgson, Ron R.	IND	108
Dias, Alfredo F.	IND	72

By-elections

Rainham and Wennington

LAB gain from REA

3 April 2003

Webb, Harry A.	LAB	771
Carter, Maureen M.	CON	640
Turvey, Anthony J.J.	REA	491
Peacock, David J.	GRE	127
Durrant, David	TW	93
Murray, Terry P.	UKIP	62

Resignation of Clarke, Brian M.(REA)

Rainham and Wennington

LAB gain from REA

15 July 2004

Ellis, Anthony J.	LAB	805
Carter, Maureen M.	CON	776
Blunden, Mark	BNP	549
Croft, Graham K.	REA	265
Durant, David W.	TW	93
Mannion, Martin	GRE	89

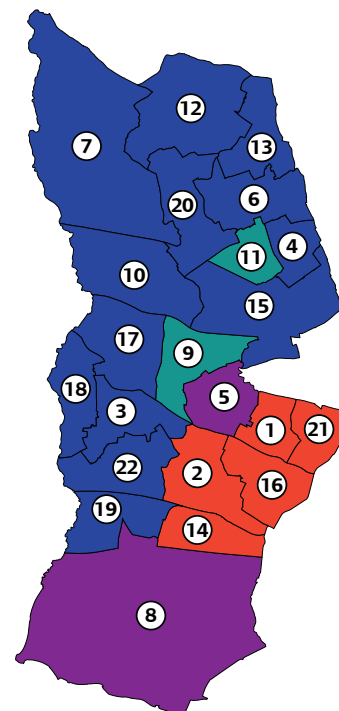
Resignation of Redgrave, Wayne A. (REA)

Hillingdon

Conservative administration

1 Barnhill	12 Northwood
2 Botwell	13 Northwood Hills
3 Brunel	14 Pinkwell
4 Cavendish	15 South Ruislip
5 Charville	16 Townfield
6 Eastcote and East Ruislip	17 Uxbridge North
7 Harefield	18 Uxbridge South
8 Heathrow Villages	19 West Drayton
9 Hillingdon East	20 West Ruislip
10 Ickenham	21 Yeading
11 Manor	22 Yiewsley

An index of party codes and a legend for the borough maps can be found on page xxxii.



State of the parties, 1964-06

	CON	LAB	LD	other	total
4.5.06	45	18	2	-	65
2.5.02	31	27	7	-	65
7.5.98	34	31	4	-	69
5.5.94	25	43	-	1	69
3.5.90	35	34	-	-	69
8.5.86	28	34	7	-	69
6.5.82	57	10	2	-	69
4.5.78	55	14	-	-	69
4.5.74	28	32	-	-	60
13.5.71	24	36	-	-	60
9.5.68	60	-	-	-	60
7.5.64	24	36	-	-	60

% share of the poll, 1964-06

	% poll	CON	LAB	LD	other
4.5.06	38.1	47.4	24.4	19.8	8.4
2.5.02	33.3	41.8	34.5	16.5	7.2
7.5.98	34.9	45.9	37.9	14.3	2.0
5.5.94	51.1	39.7	44.1	14.5	1.7
3.5.90	52.9	48.1	36.7	11.7	3.5
8.5.86	48.1	42.9	33.9	22.2	1.0
6.5.82	48.9	52.7	23.2	24.0	0.1
4.5.78	54.9	64.0	30.1	4.3	1.6
4.5.74	43.9	51.7	38.9	8.2	1.2
13.5.71	44.3	45.7	51.7	2.3	0.3
9.5.68	44.6	67.7	25.9	5.8	0.6
7.5.64	43.4	43.2	48.7	6.8	1.4

Changes 2002-06

	CON	LAB	LD	other	total
Old council 06	30	27	8	-	65
Vacancies	-	-	-	-	-
By-elections	-1	-	+1	-	-
Allegiance changes	-	-	-	-	-
New council 02	31	27	7	-	65

General statistics

		Hillingdon	London
May 2006	Electorate	183,255	5,340,657
May 2002	Electorate	180,130	5,209,247
Mid 2006 (GLA)	Resident population aged 18 and over	188,800	5,841,600
Mid 2002 (ONS)	Resident population aged 18 and over	189,500	5,750,200
2005/6	estimated % unemployed	8.1	7.7
2001/2	estimated % unemployed	4.1	6.6
April 2006	Band 'D' council tax	£1,330	£1,214
April 2002	Band 'D' council tax	£992	£895

% share of the poll

	Date	%poll	CON	LAB	LD	GRE	others	
Barnhill	4.5.06	32.5	26.5	63.6	9.9	-	IND	
	2.5.02	29.7	17.1	62.2	6.4	6.7	-	7.6
Botwell	4.5.06	31.6	29.9	58.6	11.5	-		
	2.5.02	28.2	24.5	67.8	7.7	-		
Brunel	4.5.06	32.6	51.4	25.6	12.2	10.8		
	2.5.02	26.8	48.6	39.6	11.7	-		
Cavendish	4.5.06	48.9	50.9	4.1	40.6	4.4	NF	
	17.2.05	37.4	42.7	9.5	39.7	2.1	-	6.0
	2.5.02	42.0	43.2	11.8	45.1	-	-	-
Charville	4.5.06	38.3	43.1	41.8	15.1	-	BNP	
	2.5.02	35.3	34.4	43.4	6.6	5.9	-	9.7
Eastcote and East Ruislip	4.5.06	48.2	72.6	9.4	18.1	-		
	2.5.02	40.0	68.4	13.3	18.3	-		
Harefield	4.5.06	41.5	49.9	15.8	9.9	-	BNP	NF
	2.5.02	38.9	40.5	32.8	8.0	-	-	24.4
Heathrow Villages	4.5.06	34.3	29.2	31.8	9.8	-	BNP	IND
	4.7.02	29.6	20.2	43.8	29.8	4.0	-	29.2
	2.5.02	29.9	25.3	37.7	8.8	8.1	2.1	-
Hillingdon East	4.5.06	37.2	37.2	18.7	37.3	-	IND	6.8
	2.5.02	37.4	28.1	32.9	39.0	-	-	-
Ickenham	4.5.06	47.6	61.3	-	23.0	15.7		
	2.5.02	42.6	69.6	15.1	15.2	-		
Manor	4.5.06	52.1	43.8	7.5	40.0	8.7	IND	
	2.5.02	44.6	30.7	11.2	34.8	13.9	-	9.5
Northwood	4.5.06	38.5	65.5	-	20.2	-	14.4	
	2.5.02	31.2	68.3	11.9	19.9	-	-	-
Northwood Hills	4.5.06	37.4	61.8	13.5	12.8	11.9		
	2.5.02	30.4	63.4	20.3	16.4	-		
Pinkwell	4.5.06	34.0	24.3	51.3	8.7	-	IND	SALT
	2.5.02	28.5	18.3	58.7	8.9	9.6	15.7	-
South Ruislip	4.5.06	42.6	39.7	13.4	31.7	-	BNP	NF
	29.4.04	36.2	30.4	17.8	34.3	2.9	-	15.3
	2.5.02	34.6	43.5	38.8	9.9	7.7	14.7	-
Townfield	4.5.06	30.2	28.0	58.2	13.8	-	IND	
	2.5.02	28.1	15.4	58.3	5.5	8.0	-	12.8
Uxbridge North	4.5.06	39.2	56.7	15.3	13.9	14.1		
	2.5.02	32.6	57.5	20.7	12.4	9.4		
Uxbridge South	4.5.06	32.7	58.0	28.1	13.9	-		
	2.5.02	31.1	44.4	44.3	11.2	-		
West Drayton	4.5.06	35.3	54.4	29.3	16.3	-		
	2.5.02	35.0	44.7	46.9	8.4	-		
West Ruislip	4.5.06	43.6	52.6	8.5	28.6	10.4		
	2.5.02	34.6	60.9	17.0	22.1	-		

% share of the poll

	Date	%poll	CON	LAB	LD	GRE	others
Yeading	4.5.06	32.1	30.5	57.2	12.2	–	
Yeading	2.5.02	26.7	22.4	68.2	9.4	–	
Yiewsley	4.5.06	29.9	51.0	36.9	12.1	–	
Yiewsley	2.5.02	27.4	40.6	46.3	13.1	–	

Results**Barnhill**

Major, John R.	LAB	1,698
Bliss, Lindsay	LAB	1,682
Way, Anthony F.	LAB	1,556
Atthey, Peggy M.	CON	707
Barker, Nigel R.	CON	687
Preston, Arthur J.	CON	662
Gunn, Stuart	LD	267
Rutstein, Simon	LD	254
Toms, Leonard C.	LD	250

Botwell

Gardner, Janet E.	LAB	1,664
Jarjussey, Phoday B.S.	LAB	1,444
Khursheed, Mohammed	LAB	1,418
Stack, Kevin E.	CON	795
Simons, Michael J.	CON	783
Pahal, Kashmir S.	CON	728
Leigher, Hilary F.	LD	358
Reap, Donald W.	LD	303
Tsambas, Andrew	LD	230

Brunel

Jenkins, Sandra	CON	1,569
Courtenay, Geoffrey D.	CON	1,528
Stead, Brian	CON	1,500
Ryerson, Peter M.	LAB	793
Morse, John V.	LAB	774
Auchombit, Prakash P.K.	LAB	720
Mathen, Kim M.	LD	370
Lane, Charles A.T.	LD	364
Gettleson, Marion	LD	358
Wright, Nicole R.C.	GRE	322

Cavendish

1 CON gain from LD

White, Michael R.	CON	1,863
Lavery, Edward F.	CON	1,833
Willmott-Denbeigh, Kay	CON	1,782
Carey, Stephen J.	LD	1,491
Webb, Elaine	LD	1,455
Graham, Alan S.	LD	1,418
Corfield, Catriona L.	GRE	158
Humphrey, John M.	LAB	150
Keys, David M.E.	LAB	146

Charville

2 CON gains from LAB

O'Connor, Mary A.	CON	1,565
Curling, Peter A.	LAB	1,426
Bamber, Anwar	CON	1,376
Horne, David J.	LAB	1,329
Ghei, Roshan L.	LAB	1,320
Kapoor, Sunil	CON	1,256
Milbank, Susan E.E.	LD	556
Pierce-Price, Richard P.	LD	425

Eastcote and East Ruislip

Dann, Catherine S.	CON	3,125
Baker, Bruce A.	CON	3,067
Payne, David W.	CON	2,976
Bonner, Richard A.	LD	774
Gettleson, Mark C.	LD	758
Jackson, Matilda	LD	749
O'Shea, Anne	LAB	439
Oswell, Jill R.	LAB	380
Turvey, Mary	LAB	364

Harefield

Barnes, Richard M.	CON	1,279
Higgins, Henry G.	CON	1,102
Costard, Ian	NF	581
Eginton, Anthony C.T.	LAB	376
Chopping, Iain R.	LAB	375
Marshall, Alison C.	LD	256
Asquith, Jeremy E.C.	LD	218

Heathrow Villages

1 CON gain from LAB

Dhillon, Santokh S.	LAB	928
Smart, Anita G.	LAB	880
Buttivant, Paul J.	CON	870
Taylor, Christine M.	IND	806
Money, Edgar	LAB	802
Nicholson, Geraldine	IND	789
O'Connor, Phillip M.	CON	784
Fewkes, Gordon J.H.	CON	741
Sherwood, Philip T.	LD	379
Nielsen, Carl J.	LD	221
Dollimore, Peter J.	LD	207

Hillingdon East

2 CON gains from LD

Rhodes, Jill	LD	1,303
Barker, Timothy R.J.	CON	1,279
Jackson, Patricia M.	CON	1,200
Vernazza, Andrew	LD	1,195
Merriman, Glyndwr J.	CON	1,152
Cooke, Montague B.H.	LD	1,135
Scallan, John	LAB	677
Singh, Jagjit	LAB	591
Khursheed, Imran	LAB	554
Bergdahl, Jonathan A.W.	IND	222

Ickenham

Puddifoot, Raymond J.	CON	2,122
Hensley, John K.E.	CON	2,022
Simmonds, David T.	CON	1,869
Cooke, Mary E.	LD	769
Outhwaite, Mary	LD	750
Healy, Michael J.	LD	740
Long, Vivian L.	GRE	512

Manor

1 CON gain from LD

Mills, Douglas S.	CON	1,951
Markham, Michael J.	CON	1,925
Cox, Michael F.	LD	1,888
Jolinon, Marcel V.	CON	1,828
Gattleson, Michael J.	LD	1,685
Barrand, Susan M.	LD	1,634
Lee, Graham J.	GRE	497
Espley, Paul W.	LAB	345
Young, Stephen	GRE	342
Rawana, Sabelo	LAB	302
Fowler, Keith G.W.	GRE	300

Northwood

Lewis, Richard A.	CON	2,315
Seaman-Digby, Scott M.	CON	2,130
Oakley, Ian	CON	2,090
Baker, Fionuala M.	LD	739
Baker, Keith W.	LD	688
Winterbotham, Melanie M.	LD	585
Prue, Alan G.	IND	479

Northwood Hills

Bishop, David A.	CON	2,122
Retter, Andrew J.	CON	1,972
Bianco, Jonathan P.S.	CON	1,960
Honeygold, Derek J.	LD	477
Bartlett, Margaret M.	LAB	445
Blundell, Alan T.	LAB	438
Blundell, Dorothy J.	LAB	437
Beardsley, Paul R.	LD	418
Grossman, Helena J.	GRE	387
Klein, Alan H.	LD	359

Pinkwell

Oswell, John L.	LAB	1,616
Sandhu, Avtar S.	LAB	1,594
Duncan, Janet S.M.	LAB	1,575
Howell, Marion	CON	832
Mills, Richard J.	CON	731
Johal, Amarjit S.	CON	707
Lewis, Robert W.	IND	489
Almond, Gwendoline M.	LD	322
Kitt, Ian W.	LD	274
Tsambas, Thelma	LD	214

South Ruislip

Harper-O'Neill, Shirley A.	CON	1,473
Kauffman, Allan G.	CON	1,470
Kelly, Judy A.	CON	1,434
Curley, John O.	LD	1,334
Chamdal, Labhaya R.	LD	1,106
Little, Anthony J.	LD	1,052
Shaw, Peter	NF	561
Gray, Simon J.	LAB	530
Nunn, Robert P.M.	LAB	484
Mathur, Shashi P.	LAB	466

Townfield

Allen, Linda J.	LAB	1,503
Sansarpuri, Robin	LAB	1,379
Nunn-Price, Norman H.	LAB	1,358
Langley, Alfred G.	CON	743
Parish, Stanley	CON	657
Ahmad, Imtiaz	CON	637
Austin, Helen R.	LD	352
Underwood, Paul	LD	334
Jacobs, Margaret B.	LD	323

Uxbridge North

Barrett, Josephine M.	CON	2,240
Cooper, George E.	CON	2,212
Yarrow, David A.	CON	1,982
McDonald, Margaret T.	LAB	597
Mcdonald, Peter L.	LAB	560
Wainwright, Margaret G.V.	LD	542
Rider, Bronwyn A.	GRE	534
Holland, Eileen T.	LD	519
Vernazza, Jennifer	LD	517

Uxbridge South

1 CON gain from LAB

Burrows, Keith E.	CON	1,689
Cooper, Judith V.	CON	1,637
Routledge, David W.	CON	1,614
Cooper, Garry J.	LAB	916
Rowlands, Russell	LAB	789
El-Shayyal, Jamaluddin	LAB	685
David, Andrew P.	LD	432
Young, Hazel B.M.	LD	391
Reap, Margaret B.	LD	357

West Drayton

2 CON gains from LAB

Banks, Ann F.	CON	1,890
Bull, Michael J.D.	CON	1,835
Horn, Graham E.M.	CON	1,615
Stocker, Catherine	LAB	1,019
Pereira, Alfredo T.	LAB	951
Usher, Michael S.	LAB	905
Bignold, Christine E.	LD	535

West Ruislip

Corthorne, Philip N.	CON	1,974
Crowe, Brian C.	CON	1,890
Stone, Solveig	CON	1,831
Gibbs, Nicholas P.	LD	1,201
Weisenberger, Nicola A.C.	LD	972
Patankar, Salil S.	LD	930
Cowan-Bates, Vince	GRE	374
Campbell, John	LAB	316
Clark, Sarah A.	LAB	295

Yeading

Allam, David R.	LAB	1,567
Garg, Sidharath	LAB	1,464
Harmsworth, Paul K.	LAB	1,408
Hunn, Patricia E.	CON	868
Knight, John E.	CON	752
Czarniecki, Peter J.	CON	747
Bennett, Geoffrey G.	LD	358
Jacobs, Geoffrey A.	LD	296
Parsonage, Neville G.	LD	296

Yiewsley

3 CON gains from LAB

Kemp, Elizabeth H.	CON	1,211
Bartram, Kenneth A.	CON	1,193
Kemp, Peter	CON	1,188
Burles, Anthony	LAB	909
Way, Marion	LAB	873
Sethi, Paramjit K.	LAB	815
Ali, Mukhtar A.	LD	310
Chamdal, Reeta	LD	277
Mallick, Saghaer A.	LD	262

By-elections

Heathrow Villages*No change**4 July 2002*

Marshall, Roderick P.	LAB	1,011
Little, Anthony J.	LD	688
Nicholson, Geraldine	CON	466
Gilbert, Graham	GRE	92
McAllister, Francis S.	BNP	49

*Resignation of Sidhu, Jagjit S. (LAB)***South Ruislip***LD gain from CON**29 April 2004*

Curley, John O.	LD	1,016
Horn, Graham E.M.	CON	899
O'Shea, Anne	LAB	526
Jones, Gareth	BNP	434
Lee, Graham J.	GRE	86

*Death of O'Neill, James J. (CON)***Cavendish***No change**17 February 2005*

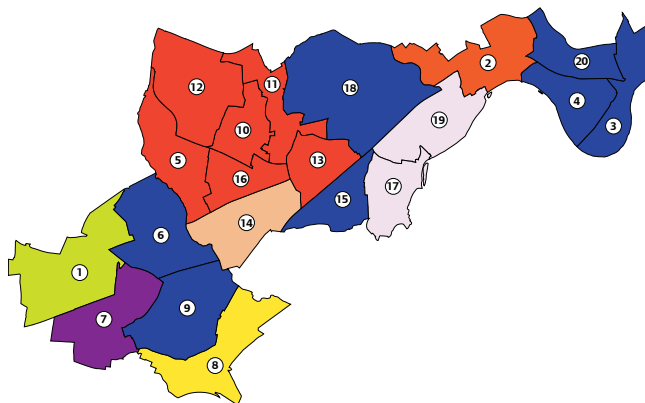
White, Michael R.	CON	1,340
Grahan, Alan S.	LD	1,245
Gilbert, Alan K.	LAB	299
Shaw, Peter	NF	188
Lee, Graham J.	GRE	65

Death of Grant, Margaret A. (CON)

Hounslow

Conservative - Community minority administration

1	Bedfont	11	Heston East
2	Brentford	12	Heston West
3	Chiswick Homefields	13	Hounslow Central
4	Chiswick Riverside	14	Hounslow Heath
5	Cranford	15	Hounslow South
6	Feltham North	16	Hounslow West
7	Feltham West	17	Isleworth
8	Hanworth	18	Osterley and Spring Grove
9	Hanworth Park	19	Syon
10	Heston Central	20	Turnham Green



An index of party codes and a legend for the borough maps can be found on page xxxii.

State of the parties, 1964-06

	CON	LAB	LD	other	total
4.5.06	24	23	5	8	60
2.5.02	15	36	5	4	60
7.5.98	11	44	4	1	60
5.5.94	6	49	5	-	60
3.5.90	15	44	1	-	60
8.5.86	17	40	3	-	60
6.5.82	27	33	-	-	60
4.5.78	24	36	-	-	60
4.5.74	23	37	-	-	60
13.5.71	13	47	-	-	60
9.5.68	53	7	-	-	60
7.5.64	12	48	-	-	60

% share of the poll, 1964-06

	% poll	CON	LAB	LD	other
4.5.06	37.8	29.8	29.0	18.7	22.5
2.5.02	29.0	29.7	37.9	12.9	19.6
7.5.98	32.4	27.6	48.5	14.2	9.7
5.5.94	44.9	27.8	53.1	16.6	2.5
3.5.90	48.9	35.6	45.7	9.0	9.6
8.5.86	46.8	35.0	43.2	20.7	1.0
6.5.82	46.4	43.2	37.8	18.1	0.9
4.5.78	48.5	47.8	48.2	2.2	1.9
4.5.74	38.9	43.5	48.7	4.2	3.6
13.5.71	45.3	39.4	58.2	0.0	2.4
9.5.68	45.2	58.8	37.7	3.1	0.4
7.5.64	46.7	38.7	51.9	9.3	0.2

Changes 2002-06

	CON	LAB	LD	other	total
Old council 06	14	31	4	11	60
Vacancies	-	-	-	-	-
By-elections	-1	+1	-	-	-
Allegiance changes	-	-6	-1	+7	-
New council 02	15	36	5	4	60

General statistics

		Hounslow	London
May 2006	Electorate	151,670	5,340,657
May 2002	Electorate	160,885	5,209,247
Mid 2006 (GLA)	Resident population aged 18 and over	169,500	5,841,600
Mid 2002 (ONS)	Resident population aged 18 and over	166,800	5,750,200
2005/6	estimated % unemployed	7.4	7.7
2001/2	estimated % unemployed	4.7	6.6
April 2006	Band 'D' council tax	£1,379	£1,214
April 2002	Band 'D' council tax	£1,022	£895

% share of the poll

	Date	%poll	CON	LAB	LD	GRE	others		
Bedfont	4.5.06	37.3	19.7	27.3	27.3	-	ABEEC	INDA	
	2.5.02	28.2	26.5	29.3	33.1	-	-	25.7	-
Brentford	4.5.06	40.4	20.2	32.5	27.2	20.0	ABEEC	IND	
	2.5.02	30.1	14.2	32.8	11.8	-	-	-	-
Chiswick Homefields	4.5.06	39.6	45.3	17.1	19.8	17.8			
	9.12.04	18.6	58.1	28.5	-	13.4			
	2.5.02	32.5	46.2	23.6	20.7	9.6			
Chiswick Riverside	4.5.06	41.4	45.3	16.4	20.4	17.9	ABEEC		
	2.5.02	31.1	45.2	19.8	15.9	10.7	-	-	
Cranford	4.5.06	40.8	15.5	40.7	13.4	-	ABEEC	IND	INDA
	2.5.02	34.0	28.8	56.4	-	-	-	1.9	28.5
Feltham North	4.5.06	39.9	53.5	23.1	9.9	-	NF		
	2.5.02	26.7	49.2	33.5	17.3	-	-	13.5	
Feltham West	4.5.06	32.1	33.9	29.2	15.4	-	ABEEC	NF	
	2.5.02	20.5	25.0	41.1	17.2	-	-	21.5	
Hanworth	4.5.06	32.4	21.0	18.7	36.0	13.8	ABEEC	IND	
	2.5.02	24.0	15.3	33.5	43.2	-	-	10.6	
Hanworth Park	4.5.06	38.3	44.3	25.9	15.8	-	ABEEC	IND	INDA
	2.5.02	27.3	22.6	31.5	21.0	-	-	-	14.0
Heston Central	4.5.06	38.2	27.8	37.2	11.6	-	INDA		
	2.5.02	30.3	32.7	52.7	-	14.7	-	23.4	
Heston East	4.5.06	34.9	29.9	45.8	10.7	13.6	ABEEC		
	25.11.04	16.7	31.3	42.9	25.8	-	-		
	2.5.02	27.9	25.4	51.8	-	9.3	13.4		
Heston West	4.5.06	40.5	21.7	44.6	33.7	-			
	30.9.04	17.8	27.8	40.7	31.5	-	-		
	2.5.02	29.9	18.4	61.0	-	9.0	11.7		
Hounslow Central	4.5.06	37.1	23.9	30.6	13.8	14.8	ABEEC	INDA	
	2.5.02	25.6	28.3	59.1	-	-	-	16.8	
Hounslow Heath	4.5.06	37.0	12.4	32.9	14.5	-	INDA	IND	
			uncontested				-	25.9	14.2
Hounslow South	4.5.06	46.6	32.3	26.8	16.4	-	ABEEC	CTY	
	3.10.02	27.9	26.0	37.9	7.2	-	-	24.5	
	2.5.02	36.6	34.8	33.3	11.2	-	8.4	28.8	12.3
Hounslow West	4.5.06	34.1	25.8	49.5	24.7	-			
	2.5.02	26.4	22.2	66.8	-	-	10.9	-	
Isleworth	4.5.06	37.0	14.7	29.3	13.9	-			
	2.5.02	29.0	9.5	30.9	7.2	-	-	42.1	52.4
Osterley and Spring Grove	4.5.06	36.5	38.5	20.3	16.9	14.8			
	25.8.05	22.3	52.2	27.2	9.1	-	-	9.5	11.6
	2.5.02	30.6	41.6	28.5	13.5	-	7.3	9.1	

% share of the poll

	Date	%poll	CON	LAB	LD	GRE		others
Syon	4.5.06	36.0	15.8	25.9	14.4	-	-	43.9
	2.5.02	31.9	15.7	34.6	19.4	-	-	30.3
Turnham Green	4.5.06	36.2	46.4	14.9	20.0	18.6	-	-
	2.5.02	29.0	49.5	21.6	13.0	8.3	7.5	-

Results**Bedfont**

1 INDA gain from LD

Howliston, John A.	LD	882
Hills, Peter R.	INDA	749
Virk, Jiwan K.	LAB	745
Heydon, Rachel A.	LAB	670
Horwell, Kenneth J.	INDA	642
Hughes, David M.	LAB	629
Banerji, Reetendra N.	LD	583
Rach, Girish A.	LD	574
Catherall, Clara E.	CON	549
Lobo, Julius	INDA	533
Dhiri, Manohar L.	CON	474
Mushiso, Ronald	CON	452

Brentford

1 LD gain from ABEEC

Cadbury, Ruth	LAB	1,447
Harmer, Matthew J.	LAB	1,313
Dakers, Andrew S.	LD	1,265
Sheerins, Alan	LAB	1,214
Kumar, Sunaina	LD	947
Hearn, Thomas S.	CON	824
Hunt, John G.	GRE	815

Chiswick Homefields

McGregor, Gerald A.R.	CON	1,654
Todd, John R.	CON	1,608
Oulds, Robert	CON	1,540
Ballentyne, Phyllis A.	LD	698
Glennerster, Ann D.	LAB	657
Bleach, Martin J.	GRE	628
Needham, Caroline F.	LAB	591
Soley, Anita	LAB	565

Chiswick Riverside

Barwood, Felicity	CON	1,803
Lynch, Paul K.J.	CON	1,775
Kinghorn, Robert R.F.	CON	1,709
Thomas, Julie V.	LD	795
Smith, Pamela J.	LAB	713
Devaney, John F.L.	GRE	698
Delaney, Matthew C.	LAB	694
Malhotra, Mukesh	LAB	509

Cranford

Dhillon, Poonam	LAB	1,346
Chaudhary, Mohammed H.	LAB	1,275
Sangha, Sohan S.	LAB	1,254
Gill, Sarbjit S.	INDA	971
Kad, Parmod K.	INDA	922
Maras, Sukhdev S.	INDA	815
Austin, Jack H.	CON	491
Hameed, Saima	LD	431
Darley, Andrew S.	LD	417
Pracher, Warwick W.	IND	61

Feltham North

2 CON gains from LAB

Bowen, Robert M.	CON	1,917
Hutchison, Gillian	CON	1,491
Wilson, Allan	CON	1,477
Hunt, Michael J.	LAB	750
Carmen, Michael N.	LAB	709
Sarai, Harbinder	LAB	645
Chambers, Pamela J.	NF	411
Edwards, Douglas C.C.	LD	301

Feltham West

2 CON gains from LAB

Harris, Barbara E.A.	CON	1,082
Pitt, Peter S.	CON	988
Cooper, John H.	LAB	879
Scarlett, Sarah L.	LAB	791
Chopra, Krishan L.	LAB	767
Dhiri, Meenu	CON	759
McCallister, Francis S.	NF	598
Singh, Lakhbir	LD	429

Hanworth

Morgan-Watts, Andrew A.	LD	1,110
Morgan-Watts, Drew M.	LD	1,039
Nakamura, Linda M.	LD	825
Cullinane, Sandra	CON	579
Ogunseye, Michael K.	LAB	536
Chaudri, Abid J.	LAB	530
Nannar, Kirpa S.	LAB	482
Smith, Stephen P.	GRE	380
Williams, Roger	IND	291

Hanworth Park

3 CON gains from LAB

Stewart, Rebecca L.	CON	1,418
Buckner, Harley F.W.	CON	1,385
Williams, Beverley S.	CON	1,374
Walmsley, Stuart	LAB	840
Ellar, Colin	LAB	804
Wason, Bobbie	LAB	795
Matovu, Harris	LD	498
Smith, Vanessa K.	INDA	440

Heston Central

Dhillon, Gopal S.	LAB	1,133
Gill, Mohinder S.	LAB	1,129
Vaught, Peta V.	LAB	972
Jangra, Arti	CON	832
Purewal, Naman W.K.	CON	801
Taank, Nathalal J.	CON	781
Brown, Sheila J.	INDA	739
Malik, Karamat A.	INDA	717
Sidhu, Jagjit S.	INDA	573
Patel, Narinderjit K.	LD	337

Heston East

Gill, Shivcharn S.	LAB	1,327
Lal, Gurmail S.	LAB	1,264
Mann, Amritpal S.	LAB	1,249
Quick, Christine M.	CON	893
Imam, Hasan A.	CON	806
Sachdev, Onkar	CON	803
Martin, Iain A.	GRE	381
Heule, Cornelis H.S.	LD	300
Adamaszek, Regine A.	LD	297

Heston West

Bath, Rajinder S.	LAB	1,409
Dhaliwal, Sukhbir S.	LAB	1,223
Hughes, Elizabeth P.	LAB	1,219
Khalsa, Satnam K.	LD	1,059
Braby, Patricia J.	LD	973
Butt, Mohammad S.	LD	881
O'Reilly, Kevin D.	CON	625

Hounslow Central

Grewal, Pritam S.	LAB	1,203
Bath, Lily	LAB	1,190
Malik, Nisar A.	LAB	1,045
Kenton, Michael J.	CON	897
Cooper, Anthony D.	INDA	724
Jassar, Sham S.	INDA	629
Fletcher, Carl E.	GRE	556
Khwaja, Ilyas	INDA	540
Akhtar, Syed S.	LD	519

Hounslow Heath

INDA gain from LAB

Grewal, Darshan S.	LAB	1,133
Dhaliwal, Surjit S.	LAB	1,118
Connelly, John	INDA	1,072
Raja, Mazhar H.	LAB	1,023
Butt, Mohammad R.	INDA	831
Singh, Mohinder	INDA	675
Kumar, Sonia	LD	480
Cheema, Dalbir S.	IND	472
Kaushal, Ravinder K.	CON	440
Notay, Gian	CON	421
Notay, Kirpal	CON	368

Hounslow South

1 CON gain from LAB

Davies, Linda A.	CON	1,358
Fisher, Bradley M.	CON	1,316
Fisher, Pamela E.	CON	1,297
Whatley, Robert J.	LAB	1,117
Singh, Ajit	LAB	1,115
Malhotra, Seema	LAB	1,064
Sibley, Andrew D.	CTY	1,005
Haigh, Timothy J.	LD	672

Hounslow West

Sharma, Jagdish R.	LAB	1,496
Dhillon, Ajmer S.	LAB	1,459
Grewal, Ajmer	LAB	1,279
Gaur, Gian C.	CON	734
Johal, Sarbjit S.	LD	709
Pasha, Noor	LD	700

Isleworth

Andrews, Philip	CTY	1,240
Fisher, Paul A.	CTY	1,163
Hibbs, Genevieve M.	CTY	1,074
Boucher, Christopher J.	LAB	829
Sampson, Susan	LAB	823
McKendry, Anthony C.	LAB	767
Pooley, Brenda	CON	448
Burling, Donald A.G.	CON	409
Taylor, Shaun	LD	384
Bhandari, Aarti	CON	357

Osterley and Spring Grove

O'Reilly, Sheila M.	CON	1,428
Reid, Barbara A.	CON	1,398
Carey, Peter F.D.	CON	1,358
Louki, Antony	LAB	768
Malik, Nisma	LAB	729
Toor, Tarlochan S.	LAB	715
James, John C.U.	LD	611
Beaton, Thomas D.	GRE	535
Khan, Cheryl-Ann	CTY	346

Syon

3 CTY gains from LAB

Andrews, Caroline J.	CTY	1,417
Hardy, Jonathan A.	CTY	1,353
Fisher, Shirley L.	CTY	1,329
Collins, Melvin B.	LAB	814
Smart, Corinna M.M.	LAB	810
Lamey, Valerie	LAB	798
Manson, Finian P.L.	CON	524
Ranger, Kulveer S.	CON	458
Wingate-Saul, Priscilla K.	LD	449

Turnham Green

Davies, Samantha T.	CON	1,523
Thompson, Peter	CON	1,517
Lee, Adrian H.	CON	1,446
Kay, Henry D.	LD	644
Agius, Anthony W.J.	GRE	600
McLoughlin, David	LAB	599
Chopra, Bandna	LAB	441
Aziz, Faheem I.	LAB	404

By-elections

Hounslow South

LAB gain from CON

3 October 2002

Grewal, Pritam	LAB	866
Fisher, Paul A.	CTY	657
Davies, John R.	CON	594
Wilson, Michael L.	LD	165

*Death of Hill, Walter J. (CON)***Heston West**

No change

30 September 2004

<i>Hughes, Elizabeth P.</i>	LAB	596
<i>Khalsa, Satnam K.</i>	LD	461
<i>Lakhanpaul, Bhupindar K.</i>	CON	406

*Death of Gray, John S. (LAB)***Heston East**

No change

25 November 2004

Gill, Shivcharn S.	LAB	593
Singh, Herdeep	CON	432
Akhtar, Syed S.	LD	356

*Death of Clarke, Roger M. (LAB)***Chiswick Homefields**

No change

9 December 2004

McGregor, Gerald A.R.	CON	878
Yates, Valerie	LAB	430
Bleach, Martin J.	GRE	203

*Resignation of Gilson, Sally L. (CON)***Osterley and Spring Grove**

No change

25 August 2005

O'Reilly, Sheila	CON	1,008
Chopra, Bandna	LAB	524
Sibley, Andrew D.	CTY	223
Pankhida, Naseem	LD	175

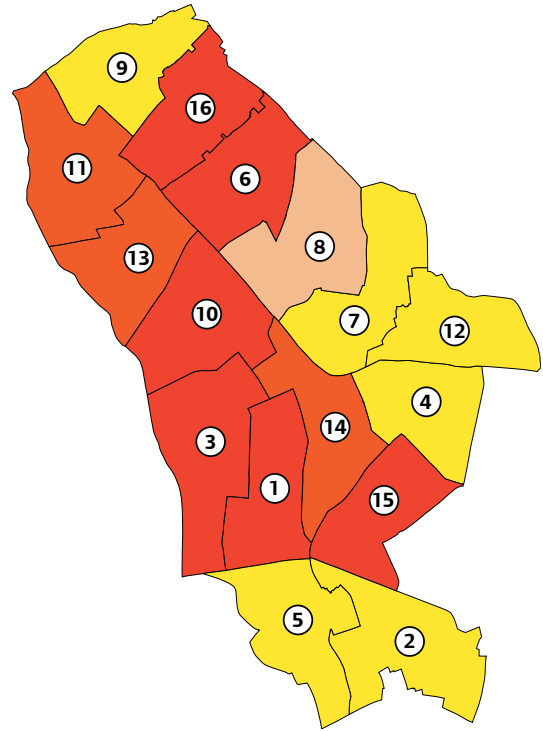
Death of Bhanderi, Premila (CON)

Islington

Liberal Democrat administration

1	Barnsbury	9	Hillrise
2	Bunhill	10	Holloway
3	Caledonian	11	Junction
4	Canonbury	12	Mildmay
5	Clerkenwell	13	St George's
6	Finsbury Park	14	St Mary's
7	Highbury East	15	St Peter's
8	Highbury West	16	Tollington

An index of party codes and a legend for the borough maps can be found on page xxxii.



State of the parties, 1964-06

	CON	LAB	LD	other	total
4.5.06	-	23	24	1	48
2.5.02	-	10	38	-	48
7.5.98	-	26	26	-	52
5.5.94	1	39	12	-	52
3.5.90	-	49	3	-	52
8.5.86	-	36	16	-	52
6.5.82	-	51	1	-	52
4.5.78	2	50	-	-	52
4.5.74	-	60	-	-	60
13.5.71	-	60	-	-	60
9.5.68	47	10	-	3	60
7.5.64	-	60	-	-	60

% share of the poll, 1964-06

	% poll	CON	LAB	LD	other
4.5.06	33.1	12.0	34.7	32.9	20.4
2.5.02	26.9	3.9	33.5	43.0	19.6
7.5.98	35.7	6.0	40.6	41.4	12.0
5.5.94	43.3	12.0	49.4	26.1	12.4
3.5.90	46.2	15.5	48.4	7.7	28.5
8.5.86	47.1	13.4	46.5	33.2	6.8
6.5.82	40.1	24.2	51.5	22.3	2.0
4.5.78	38.7	38.3	51.1	2.2	8.4
4.5.74	26.0	21.8	64.2	12.3	1.7
13.5.71	33.5	27.2	70.9	0.8	1.1
9.5.68	22.5	51.0	40.4	2.4	6.2
7.5.64	16.8	22.2	67.5	3.4	6.8

Changes 2002-06

	CON	LAB	LD	other	total
Old council 06	-	12	36	-	48
Vacancies	-	-	-	-	-
By-elections	-	-	-	-	-
Allegiance changes	-	+2	-2	-	-
New council 02	-	10	38	-	48

General statistics

		Islington	London
May 2006	Electorate	124,781	5,340,657
May 2002	Electorate	130,773	5,209,247
Mid 2006 (GLA)	Resident population aged 18 and over	151,800	5,841,600
Mid 2002 (ONS)	Resident population aged 18 and over	144,500	5,750,200
2005/6	estimated % unemployed	8.7	7.7
2001/2	estimated % unemployed	9.3	6.6
April 2006	Band 'D' council tax	£1,191	£1,214
April 2002	Band 'D' council tax	£867	£895

% share of the poll

	Date	%poll	CON	LAB	LD	GRE	others	
Barnsbury	4.5.06	35.9	16.4	38.0	30.3	15.3	IND	
	26.6.03	20.7	11.6	19.8	59.9	8.7	-	
	2.5.02	28.0	7.5	26.0	47.4	10.3	8.8	
Bunhill	4.5.06	29.4	12.6	25.7	30.7	8.5	IND	IWCA
	23.1.03	22.0	6.3	23.2	44.9	3.2	-	22.4
	2.5.02	20.7	6.3	22.1	52.4	8.8	10.5	-
Caledonian	4.5.06	34.2	12.5	40.7	35.4	11.5	SLAB	
	2.5.02	27.2	4.8	38.8	45.5	7.1	3.8	
Canonbury	4.5.06	31.7	15.0	29.1	41.4	14.5	CPA	IND
	2.5.02	26.8	5.7	22.4	51.5	8.9	1.8	9.8
Clerkenwell	4.5.06	31.3	16.4	20.0	29.6	12.1	IND	IWCA
	2.5.02	25.0	4.9	14.7	32.3	6.7	21.4	20.0
Finsbury Park	4.5.06	30.6	9.8	39.7	32.3	14.0	CPA	
	2.5.02	20.0	-	59.1	19.6	21.3	-	
Highbury East	4.5.06	36.5	18.7	27.1	33.9	20.3		
	2.5.02	33.3	5.7	28.7	52.8	12.8		
Highbury West	4.5.06	34.8	11.3	39.2	10.5	37.3	FIR	LIB
	5.5.05	54.9	9.3	39.2	16.7	24.5	10.3	-
	2.5.02	25.9	6.0	48.6	13.0	32.4	-	-
Hillrise	4.5.06	34.1	8.7	35.6	40.3	15.4		
	30.10.03	20.4	3.9	36.5	48.7	10.9		
	26.6.03	26.1	3.0	38.1	47.4	11.5		
	2.5.02	30.4	-	39.7	51.0	9.3		
Holloway	4.5.06	32.2	10.6	39.3	34.0	16.0	CPA	SA
	2.5.02	26.9	3.6	28.5	49.0	7.3	5.6	6.0
Junction	4.5.06	35.4	7.9	33.0	37.2	12.8	CPA	IND
	2.5.02	30.6	-	39.9	49.3	9.5	1.3	-
Mildmay	4.5.06	27.5	-	36.6	42.5	20.9	SLAB	
	2.5.02	24.9	5.7	29.7	49.7	11.0	4.0	
St George's	4.5.06	36.1	7.6	36.7	39.1	16.5	CPA	
	2.5.02	31.9	-	40.8	46.6	10.7	1.9	
St Mary's	4.5.06	33.5	17.1	31.6	33.0	14.6	IND	SA
	2.5.02	28.6	6.0	30.9	50.5	7.4	3.8	-
St Peter's	4.5.06	33.0	18.7	33.4	31.7	16.3		
	2.5.02	25.9	7.0	23.7	60.0	9.3		
Tollington	4.5.06	34.0	7.6	47.3	28.6	16.5	IND	SA
	2.5.02	25.5	-	48.2	13.4	12.7	17.9	7.8

Results

Barnsbury

3 LAB gains from LD

Murray, James S.	LAB	1,072
Chowdhury, Golam J.A.K.M.	LAB	986
Hamitouche, Mouna	LAB	973
Fox, Bridget C.	LD	888
Gowers, Emma C.	LD	789
Middleton, Linda I.	LD	744
Koder, Martin G.	CON	445
Bereza, Katherine	CON	437
Baird, Nicola L.	GRE	432
Sampson, Lloyd P.	CON	426
Londesborough, Elaine	GRE	394
Hallett, Jan M.	GRE	391

Bunhill

Boffa, Donna M.	LD	777
Polling, Ruth L.	LD	719
Vaja, Jyoti	LD	708
Charles, Simon	LAB	644
Gallagher, Troy M.	LAB	643
Mackmurdie, Ben	IWCA	566
McBratney, Samuel E.	LAB	563
O'Shea, Gary	IWCA	544
Taylor, Andy	IWCA	504
Black, Guy V.	CON	316
Sheffield, Nicholas J.	CON	300
Gannon, Eve	CON	291
O'Farrell, Damien	GRE	247
Bliss, Lyn	GRE	202
Thomson, Angela J.	GRE	164

Caledonian

3 LAB gains from LD

Convery, Paul E.	LAB	1,025
Perry, Ian P.	LAB	1,022
Spall, Lisa A.	LAB	937
Curran, Dominic J.	LD	907
Powell, Carol A.	LD	878
Hall, Adrian C.R.	LD	808
Cottis, Stuart	CON	310
Webster, Duncan T.R.	CON	305
Fage, Jacqueline A.	CON	299
Chilver, Mark	GRE	288
Gordon, Alexander G.	GRE	286
Etches, Sheena J.	GRE	270

Canonbury

Watt, Lucy E.	LD	994
Belford, Paula L.	LD	973
Smith, Barbara G.	LD	959
Rawlingson, Melanie J.	LAB	740
McLoughlin, Timothy J.P.	LAB	682
Roche, Christopher D.	LAB	632
Hayles, Christopher I.	GRE	400
Williams, Christopher J.H.	CON	357
Kerr, Nckinsey L.	CON	354
Le Bihan, Jules	GRE	347
Canty, Nicholas P.	CON	346
Osmani, Saif	GRE	279

Clerkenwell

Allan, George E.	LD	753
Peasnell, Kelly	LD	662
Ray, Marisha P.	LD	647
Hayward, Sharon	IWCA	542
Nash, Sarah	IWCA	525
Clark, Timothy	LAB	505
Reid, Lorna	IWCA	461
Florence, Lydia A.	LAB	457
Neidle, Daniel M.	LAB	436
Cameron-Doe, Christopher J.	CON	424
Toms, Simon P.	CON	369
Vaiani, David N.	CON	350
Coffey, Michael	GRE	334
Nowicka, Pamela	GRE	269
Ross, Gordon	GRE	239

Finsbury Park

Kelly, Philip J.	LAB	938
O'Sullivan, Michael E.J.	LAB	890
Sidnell, Barbara A.	LAB	880
O'Halloran, Andrea	LD	769
Cameron, Euan M.	LD	726
Husain, Shahbaz	LD	708
Hutchings, Jane R.	GRE	358
Maby, Deborah A.	GRE	300
Woodworth, Charlotte R.	GRE	295
Heeneman, Michael J.A.L.	CON	241
Bhat, Smita M.	CON	217
Clohessy, Oriel S.	CON	211
Dixon, Samantha A.	CPA	119
Aguiar, Maria J.A.S.	CPA	87
Aguiar, Fernando J.F.	CPA	83

Highbury East

Willoughby, Laura	LD	976
Stacy, Terry	LD	870
Gilbert, John	LD	836
Molyneaux, Stephen J.	LAB	726
Schulz, Leo N.	LAB	726
Gilgunn, Michael P.	LAB	696
Dixon, Emma L.	GRE	637
Barnes, David P.	CON	540
Oborne, Martine A.	CON	493
Myer, Andrew R.	GRE	491
Humphreys, James W.	GRE	479
Newark, Tim P.	CON	450

Highbury West

1 GRE gain from LAB

Debono, Theresa	LAB	1,178
Dawson, Katie J.	GRE	1,135
Greening, Richard W.	LAB	1,119
Nott, Jon R.	GRE	1,014
Pulham, Adrian M.J.	LAB	944
Latimer, Robin W.	GRE	935
Lindsay, Neil T.	CON	338
Ivin, Anna-Lisa D.	CON	309
Marshall, Alison H.	LD	307
Philipsz, Marie B.T.	CON	290
Bason, Nicky R.	LD	286
Middleton, Philip D.	LD	275
Josling, Paul D.	LIB	44

Hillrise

Dunlop, Fiona	LD	1,126
Foxsmith, Greg L.	LD	977
Williams, Julia	LD	958
Spall, Marian	LAB	920
Poyser, David G.	LAB	912
Webbe, Claudia N.	LAB	871
Holloway, Michael H.W.	GRE	463
North, James D.	GRE	373
Horne, Stephen	GRE	329
Campbell, Maureen L.	CON	250
Newman, Paul J.	CON	190

Holloway

3 LAB gains from LD

Chatterjee, Natasha S.	LAB	934
Edwards, Barry L.T.	LAB	921
Smith, Paul A.	LAB	911
Allison, Michelle Z.	LD	842
Dunn, Margot J.	LD	820
Kilbane-Dawe, Iarla J.	LD	732
Chan, Jennifer	GRE	402
Poyner, Claire L.	GRE	367
Davey, Pelham F.J.	GRE	357
Austin, Andrew C.	CON	264
Seligman, Paul O.	CON	248
Cheape, David R.	CON	236

Junction

1 LAB gain from LD

Woolley, Ursula J.	LD	1,015
Kasprzyk, Stefan A.	LD	1,014
Burgess, Janet D.	LAB	936
Masani, Zubin F.	LD	873
Clarke, Patricia M.	LAB	870
Wyman White, John	LAB	772
House, Rosemary	GRE	386
Lowe, Donald N.	GRE	320
Cooper, Anthony G.B.	GRE	291
Buffery, Katharine W.	IND	263
Bennett, Mark S.	CON	228
Ware, Charles W.	IND	212
Schwartz, Francine	CON	200
Skidmore, Christopher J.	CON	188

Mildmay

Berent, Anna	LD	958
Jamieson-Ball, Rhodri I.	LD	818
Ece, Meral H.	LD	814
Bruce, Beverley P.	LAB	793
McGinn, Conor P.	LAB	722
Edwards, Stuart R.	LAB	719
Morrissey, Ilana J.	GRE	466
Ashby, Christopher	GRE	441
Morrissey, Matthew C.	GRE	365

St George's

Ismail, Tracy A.	LD	1,179
Cornwell, Andrew N.	LD	1,080
Burgess, Walter H.	LAB	1,075
Heather, Gary F.J.	LAB	975
Williams, Jacqueline O.	LAB	938
Smith, Jennifer H.	LD	921
Tansley, Kathryn	GRE	477
Kleinman, Judith	GRE	474
Powell, Malcolm R.	GRE	393
Napier, Patricia J.	CON	213
Hockey, Hannah J.	CON	212
Wilkin, John A.	CON	197

St Mary's

1 LAB gain from LD

Coupland, Joan	LAB	836
Fieran-Reed, Emily B.	LD	830
Kempton, James	LD	809
Gordon, Timothy A.	LD	775
Greenshields, John	LAB	758
McLaughlin, Ian W.	LAB	718
Anderson, Kim M.	CON	447
Greenwood, Christopher D.	CON	403
Lloyd, Douglas M.B.	CON	403
Hathaway, Jonathan	GRE	371
Wood, Eleanor C.	GRE	371
Sharpe, Rosalind P.	GRE	324
Graham, Christopher A.S.	IND	95
Rosser, Richard T.	IND	88

St Peter's

3 LAB gains from LD

Doolan, Gary P.	LAB	849
Coupland, Michelle M.	LAB	823
Klute, Martin G.	LAB	817
Coventry, Barbara	LD	798
Hitchins, Stephen	LD	791
Washington, Richard C.	LD	775
Chamberlin, Victoria E.	CON	496
Priestley, Christopher	CON	485
Buisson-Laing, Agnes	GRE	480
Shimwell, David	CON	412
Wilkinson, Susan M.	GRE	399
Wood, Richard A.S.	GRE	333

Tollington

West, Catherine E.	LAB	1,338
Watts, Richard C.	LAB	1,312
Hulls, Daniel R.	LAB	1,270
Oumar, Khalid S.	LD	827
Richmond, Harriet E.	LD	790
Tibbs, David C.	LD	757
Boater, Alison A.	GRE	531
Jones, Peter W.	GRE	429
Muirhead, Christine F.	GRE	408
Connors, Duncan P.	CON	226
Crawford, Fraser A.	CON	222
Psatha, Maria	CON	183

By-elections

Bunhill

No change

23 January 2003

Boffa, Donna	LD	797
Kaplan, Jasin	LAB	412
O'Shea, Gary	IWCA	398
Priestley, Matthew	CON	111
Powell, Malcolm	GRE	57

*Death of Wooding, Rosetta E. (LD)***Barnsbury**

No change

26 June 2003

Gowers, Emma C.	LD	940
Simpson, Joseph	LAB	311
Millwood, Nicholas	CON	182
Mulvey, Ben	GRE	136

*Resignation of Powney, Ian G. (LD)***Hillrise**

No change

26 June 2003

Dunlop, Fiona	LD	983
Clinton, Alan M.	LAB	789
Holloway, Michael H.W.	GRE	239
Wilkin, John A.	CON	62

*Resignation of Fox, Paul (LD)***Hillrise**

No change

30 October 2003

Sharma, Jayashankar	LD	795
Burgess, Janet D.	LAB	595
Latimer, Robin W.	GRE	177
Wilkin, John A.	CON	64

*Resignation of Teather, Sarah (LD)***Highbury West**

No change

5 May 2005

Debono, Theresa	LAB	1,669
Nott, Jon	GRE	1,043
Kilbane-Dawe, Iaria	LD	711
Newark, Tim	FIR	437
Phillips, Simon	CON	394

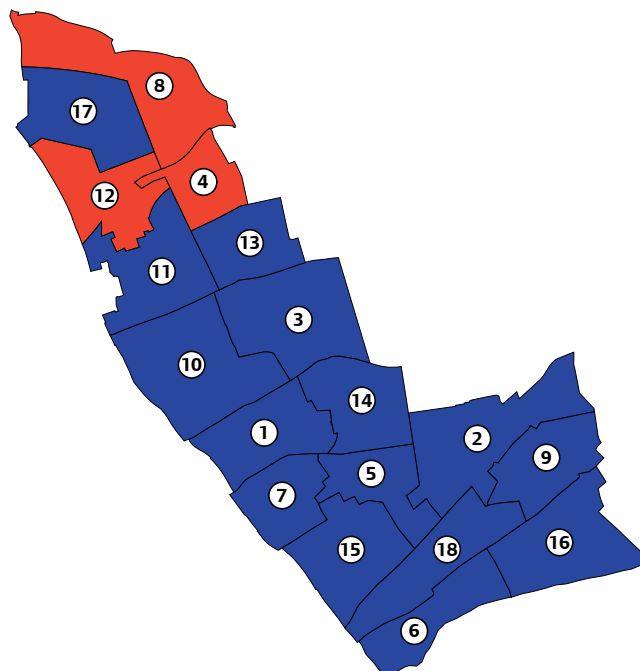
Resignation of Creagh, Mary H. (LAB)

Kensington and Chelsea

Conservative administration

1 Abingdon	10 Holland
2 Brompton	11 Norland
3 Campden	12 Notting Barns
4 Colville	13 Pembridge
5 Courtfield	14 Queen's Gate
6 Cremorne	15 Redcliffe
7 Earls Court	16 Royal Hospital
8 Golborne	17 St Charles
9 Hans Town	18 Stanley

An index of party codes and a legend for the borough maps can be found on page xxxii.



State of the parties, 1964-06

	CON	LAB	LD	other	total
4.5.06	45	9	-	-	54
2.5.02	42	12	-	-	54
7.5.98	39	15	-	-	54
5.5.94	39	15	-	-	54
3.5.90	39	15	-	-	54
8.5.86	39	15	-	-	54
6.5.82	39	15	-	-	54
4.5.78	39	13	-	2	54
4.5.74	45	16	-	-	61
13.5.71	39	21	-	-	60
9.5.68	57	3	-	-	60
7.5.64	46	14	-	-	60

% share of the poll, 1964-06

	% poll	CON	LAB	LD	other
4.5.06	29.0	61.6	18.8	14.5	5.2
2.5.02	27.7	58.5	25.3	15.0	1.2
7.5.98	28.0	52.3	33.0	13.9	0.9
5.5.94	36.9	47.7	32.0	15.8	4.5
3.5.90	42.2	49.1	32.7	11.6	6.6
8.5.86	39.4	50.9	27.5	18.9	2.8
6.5.82	38.7	54.6	21.7	22.4	1.3
4.5.78	32.6	61.8	25.0	7.5	5.7
4.5.74	30.4	56.2	25.1	12.9	5.8
13.5.71	27.1	54.8	36.2	5.7	3.3
9.5.68	24.4	74.4	16.6	6.0	2.9
7.5.64	25.5	62.4	27.5	9.5	0.6

Changes 2002-06

	CON	LAB	LD	other	total
Old council 06	41	12	1	-	54
Vacancies	-	-	-	-	-
By-elections	-	-	-	-	-
Allegiance changes	-1	-	+1	-	-
New council 02	42	12	-	-	54

General statistics

		Kensington and Chelsea	London
May 2006	Electorate	104,943	5,340,657
May 2002	Electorate	100,447	5,209,247
Mid 2006 (GLA)	Resident population aged 18 and over	138,400	5,841,600
Mid 2002 (ONS)	Resident population aged 18 and over	140,100	5,750,200
2005/6	estimated % unemployed	6.7	7.7
2001/2	estimated % unemployed	5.9	6.6
April 2006	Band 'D' council tax	£1,027	£1,214
April 2002	Band 'D' council tax	£772	£895

% share of the poll

	Date	%poll	CON	LAB	LD	GRE	others
Abingdon	4.5.06	25.7	66.3	7.2	11.9	14.6	
	2.5.02	26.7	70.5	12.9	16.6	-	
Brompton	4.5.06	23.8	78.4	9.5	12.1	-	
	2.5.02	23.9	73.9	13.3	12.8	-	
Campden	4.5.06	31.4	59.9	6.4	11.1	22.6	
	2.5.02	29.5	73.6	10.6	15.8	-	
Colville	4.5.06	31.9	22.3	42.9	28.3	6.5	
	2.5.02	24.3	24.1	52.5	23.3	-	
Courtfield	4.5.06	23.7	75.4	9.0	15.6	-	
	2.5.02	23.3	64.0	10.7	13.5	11.8	
Cremorne	4.5.06	35.5	61.1	23.1	15.9	-	
	2.5.02	33.6	47.4	40.0	12.6	-	
Earls Court	4.5.06	25.1	63.1	16.1	20.9	-	
	2.5.02	30.0	48.6	30.2	21.2	-	
Golborne	4.5.06	29.7	29.8	45.2	11.2	-	AGS 13.9
	2.5.02	26.6	21.1	64.0	14.8	-	-
Hans Town	4.5.06	27.0	87.8	12.2	-	-	
	2.5.02	25.6	74.8	11.0	3.4	10.7	
Holland	4.5.06	27.4	65.6	7.9	12.3	14.2	
	2.5.02	28.1	71.9	13.0	15.1	-	
Norland	4.5.06	32.8	63.9	18.3	17.8	-	
	2.5.02	32.3	57.0	25.7	17.3	-	
Notting Barns	4.5.06	34.0	38.5	44.0	17.6	-	
	2.5.02	30.0	26.8	59.0	14.2	-	
Pembridge	4.5.06	29.3	59.6	9.4	15.4	13.5	CPA 2.2
	2.5.02	27.0	56.6	20.5	22.9	-	-
Queen's Gate	4.5.06	24.6	78.7	7.4	13.9	-	
	2.5.02	25.8	76.7	9.7	13.6	-	
Redcliffe	4.5.06	25.0	74.5	11.4	14.2	-	
	2.5.02	24.6	70.3	14.4	15.4	-	
Royal Hospital	4.5.06	31.9	78.8	7.4	13.8	-	
	2.5.02	30.9	78.6	9.8	11.6	-	
St Charles	4.5.06	34.6	45.2	39.7	15.1	-	
	2.5.02	28.4	39.6	46.1	14.3	-	
Stanley	4.5.06	30.2	76.6	9.2	14.2	-	
	2.5.02	29.4	74.7	13.2	12.1	-	

Results

Abingdon

Borwick, Victoria L.P.	CON	1,249
Husband, James A.	CON	1,220
Gardner, Joanna M.	CON	1,204
Hickman, George J.C.	GRE	270
Good, Jeremy A.	LD	229
Faulder, John S.	LD	211
Delahey, Margaret G.	LAB	156
Dumont, John M.	LAB	126
Robson, Christine	LAB	116

Brompton

James, Margot C.	CON	1,136
Hanham, Iain W.F.	CON	1,121
Ritchie, Shireen O.	CON	1,116
Kingsley, Stephen A.	LD	177
Pease, Rosamund D.	LD	170
Tod, Caroline J.	LAB	156
Case, Alexander R.	LAB	132
Twigg, Mark W.	LAB	121

Campden

Ahern, Richard T.M.	CON	1,189
Buckmaster, Christopher M.	CON	1,155
Freeman, Robert J.	CON	1,113
Banks, Dylan J.	GRE	436
Crichton-Miller, James N.	LD	263
Florentin, John S.	LD	232
Orrell, Brian J.	LD	145
Cook, Robert	LAB	132
O'Keeffe, Michael P.	LAB	115

Colville

O'Neill, Dez	LAB	703
Alapini, Marianne	LAB	663
Cunningham, Keith L.	LAB	625
Caruana, Carol W.	LD	511
Franks, Sarah J.	LD	431
Vardakis, Panayiotis K.	LD	373
Hancock, Matthew J.D.	CON	361
Hargreaves, Gerard N.	CON	352
Hill, Shai L.	CON	324
Clark, Laura	GRE	122
Enright, Michael	GRE	106
Charlton, Hugo	GRE	75

Courtfield

Holt, Lawrence A.	CON	1,025
Cox, Edward J.M.	CON	1,024
Milnes Coates, Anthony R.	CON	1,008
Somers, Rosemary	LD	236
Michel, Carl	LD	206
Somers, William A.	LD	190
Huggins, Alexandra S.	LAB	132
Kearney, Marian P.	LAB	118
Bukasa, Adolphe K.	LAB	116

Cremorne

Cecil, James R.G.	CON	1,167
Condon-Simmonds, Maighread	CON	1,138
Daley, Mark P.	CON	1,099
Healy, Patricia	LAB	465
Jameson, Lee C.	LAB	429
Mingay, Robert	LAB	391
Lawrence, Ann E.S.	LD	315
England, Julian P.	LD	295
Pritchard, Susan B.	LD	275

Earls Court

Phelps, Barry	CON	953
Buxton, Terence M.	CON	942
Fairhead, Thomas E.	CON	896
Wade, Linda A.	LD	320
Peacock, Norma	LD	302
Drake, John G.	LD	301
Bishop, Joel A.M.	LAB	266
Howard, Andrew P.	LAB	232
Lasharie, Ghulam A.	LAB	214

Golborne

Mason, Pat	LAB	784
Hoier, Bridget	LAB	742
Dent Coad, Emma	LAB	737
Kerr-Bell, Reginald R.	CON	580
Clarke, Mark A.	CON	486
Saroop, Vaneeta	CON	425
Adams, Edward S.	AGS	232
Owen, Frances	LD	218
Jones, Timothy L.	LD	190
Kovatzis, Maria	LD	153

Hans Town

Coleridge, Timothy R.	CON	1,352
Paget-Brown, Nicholas	CON	1,304
Weale, Mary C.	CON	1,285
Henry, Michael M.	LAB	192
Adlard, St. John	LAB	190
Redvaldsen, David A.	LAB	167

Holland

Hanham, Joan B.	CON	1,111
Levitt, Bryan P.	CON	1,099
Lightfoot, Warwick M.	CON	1,082
Clements, Lee J.	LD	239
Ferry, Isaac J.	GRE	237
Elston, Christopher J.	LD	195
Knighton, Benedict S.	LD	183
Jameson, Violet	LAB	142
Heawood, Jonathan	LAB	128
Pringle, Margaret A.	LAB	126

Norland

Mills, Julie A.	CON	1,203
Lindsay, David C.	CON	1,192
Lamont, Andrew F.	CON	1,183
Banner, Helen M-A.	LD	357
Perry, David	LAB	351
Arnold, Lesley-Anne	LAB	344
Horner, Christopher W.M.	LD	335
Brown, Thomas W.	LAB	329
Turmel, Francois J-R.	LD	302

Notting Barns

Blakeman, Judith M.	LAB	886
Lasharie, Allah Y.M.	LAB	863
Atkinson, Catherine H.	LAB	857
Marshall, Quentin N.J.	CON	783
Rossi, Marie-Therese A.	CON	761
Rutherford, Elizabeth R.C.M.P.	CON	734
Tatton - Brown, Alexandra M.	LD	370
Tuck, Robin T.	LD	352
Tatton - Brown, Joe	LD	318

Pembridge

Campbell, Isobel A.W.	CON	917
Campion, David G.	CON	893
Weatherhead, Doreen M.	CON	830
Blackwell-Whitehead, Richard J.	GRE	294
Campbell, John M.	LD	274
Mayers, Patrick G.	LD	208
Congreve, Priscilla A.	LD	200
Berry, Sian R.	GRE	180
Arana, Maria E.	LAB	148
Gurney, Christabel B.	LAB	148
Wall, Derek N.	GRE	123
Wilkins, Nigel C.	LAB	121
Erdej, Andrea	CPA	32

Queen's Gate

Buxton, Fiona H.	CON	1,112
Moylan, Daniel M.G.	CON	1,093
Dalton, Andrew S.	CON	1,075
McGuirk, Sheila N.	LD	200
Ekholm, Niklas K.B.	LD	190
Schneider-Cullen, Ann	LD	190
Grant, Malcolm H.	LAB	114
Braithwaite, Ben	LAB	103
Johnson, Stephen R.	LAB	90

Redcliffe

Taylor, Frances	CON	1,172
Campbell, Elizabeth J.	CON	1,127
Williams, Charles A.	CON	1,096
Porter, Katerina	LD	249
Woodthorpe-Browne, Robert	LD	204
Raymond, Juan-Pablo	LD	193
Atkinson, John M.	LAB	180
Morris, Norma F.	LAB	178
Price, Anthony J.W.	LAB	161

Royal Hospital

Corbet-Singleton, John M.	CON	1,326
Donaldson, Ian M.	CON	1,323
Edge, Jeremy O.C.	CON	1,289
Pocock, Penelope	LD	243
Ford, Elizabeth M.	LD	229
Maitland, Nan M.	LD	217
Henry, Christine M.	LAB	131
Chute, Richard D.	LAB	122
Macfarlane, David C.N.	LAB	118

St Charles

3 CON gains from LAB

Palmer, Matthew R.	CON	942
Johnson, Dominic R.A.	CON	862
Feilding-Mellen, Rock H.B.	CON	842
Hoier, Stephen P.	LAB	791
Horton, Rima E.	LAB	776
Atkinson, John R.	LAB	758
Kelly, Ellen S.	LD	370
Thorne, Jacob D.	LD	259
Etoe, Owen M.	LD	254

Stanley

Cockell, Merrick R.	CON	1,177
Frazer, Priscilla	CON	1,175
Warrick, Paul T.P.	CON	1,137
Denman, Moya F.G.	LD	233
Herford, George O.	LD	197
Coles, Gina	LAB	155
Austin, Leslie B.	LAB	140
Jones, Philip	LAB	123

By-elections

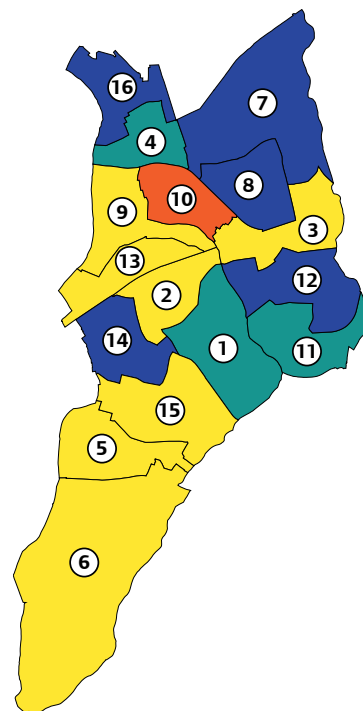
There were no by-elections in Kensington and Chelsea

Kingston upon Thames

Liberal Democrat administration

1 Alexandra	9 Grove
2 Berrylands	10 Norbiton
3 Beverley	11 Old Malden
4 Canbury	12 St James
5 Chessington North and Hook	13 St Mark's
6 Chessington South	14 Surbiton Hill
7 Coombe Hill	15 Tolworth and Hook Rise
8 Coombe Vale	16 Tudor

An index of party codes and a legend for the borough maps can be found on page xxxii.



State of the parties, 1964-06

	CON	LAB	LD	other	total
4.5.06	21	2	25	-	48
2.5.02	15	3	30	-	48
7.5.98	21	10	19	-	50
5.5.94	18	6	26	-	50
3.5.90	25	7	18	-	50
8.5.86	24	4	22	-	50
6.5.82	40	3	7	-	50
4.5.78	44	6	-	-	50
4.5.74	39	15	6	-	60
13.5.71	40	20	-	-	60
9.5.68	59	1	-	-	60
7.5.64	40	20	-	-	60

% share of the poll, 1964-06

	% poll	CON	LAB	LD	other
4.5.06	45.2	41.2	9.6	38.2	11.1
2.5.02	39.6	35.1	11.5	47.7	5.7
7.5.98	41.5	37.0	25.0	35.3	2.7
5.5.94	53.3	32.8	21.0	42.0	4.2
3.5.90	56.4	40.4	25.0	29.6	5.0
8.5.86	51.3	39.1	21.0	37.2	2.6
6.5.82	46.5	52.4	17.8	29.4	0.5
4.5.78	45.9	59.4	27.1	13.2	0.2
4.5.74	43.7	48.9	29.8	20.8	0.5
13.5.71	42.1	53.5	39.5	6.9	0.2
9.5.68	40.6	73.9	20.9	3.9	1.3
7.5.64	43.0	52.7	33.0	11.3	3.0

Changes 2002-06

	CON	LAB	LD	other	total
Old council 06	15	3	30	-	48
Vacancies	-	-	-	-	-
By-elections	-	-	-	-	-
Allegiance changes	-	-	-	-	-
New council 02	15	3	30	-	48

General statistics

		Kingston upon Thames	London
May 2006	Electorate	103,815	5,340,657
May 2002	Electorate	102,126	5,209,247
Mid 2006 (GLA)	Resident population aged 18 and over	120,100	5,841,600
Mid 2002 (ONS)	Resident population aged 18 and over	118,900	5,750,200
2005/6	estimated % unemployed	5.6	7.7
2001/2	estimated % unemployed	3.8	6.6
April 2006	Band 'D' council tax	£1,449	£1,214
April 2002	Band 'D' council tax	£1,060	£895

% share of the poll

	Date	%poll	CON	LAB	LD	GRE	others			
Alexandra	4.5.06	51.0	47.4	6.5	46.1	-	CPA			
	2.5.02	42.8	40.6	6.7	49.5	-	3.1			
Berrylands	4.5.06	51.5	39.6	5.0	42.9	9.6	2.8			
	2.5.02	37.9	46.4	13.0	36.0	-	4.6			
Beverley	4.5.06	48.4	29.8	8.9	44.7	13.4	3.2			
	2.5.02	46.9	31.8	8.1	56.1	-	4.0			
Canbury	4.5.06	43.8	36.4	10.7	34.9	15.7	CPA			
	20.10.05	29.3	32.1	14.5	50.6	-	-			
	2.5.02	43.3	25.2	22.9	42.1	7.7	2.1	-	-	-
Chessington North and Hook	4.5.06	42.9	43.2	8.5	48.3	-				
	2.5.02	40.1	21.2	6.6	72.2	-				
Chessington South	4.5.06	46.6	34.4	10.3	48.1	-	CPA		SLAB	
	2.5.02	39.2	28.7	7.2	56.0	6.3	3.8	3.4	-	
Coombe Hill	4.5.06	38.0	63.9	8.1	15.2	9.7	CPA			
	2.5.02	31.2	67.1	7.7	19.4	5.8	-			
Coombe Vale	4.5.06	51.2	49.4	7.8	28.8	9.0	5.0			
	2.5.02	48.0	41.2	6.0	41.8	3.7	7.3			
Grove	4.5.06	38.5	32.1	8.3	42.1	17.6	CPA		ED	SLAB
	11.11.04	29.6	28.2	11.7	52.0	5.8	-	1.4	0.9	-
	2.5.02	36.0	27.9	6.2	58.3	5.6	2.0	-	-	-
Norbiton	4.5.06	43.5	16.8	37.4	33.3	12.5	CPA			
	2.5.02	36.1	18.3	41.7	31.8	6.3	1.9			
Old Malden	4.5.06	50.6	46.4	6.8	42.7	-	4.1			
	2.5.02	43.1	31.2	5.7	59.5	-	3.6			
St James	4.5.06	47.3	59.2	10.6	26.8	-	3.4			
	2.5.02	37.8	45.5	8.7	40.5	-	5.3			
St Mark's	4.5.06	37.3	30.0	5.2	49.2	13.5	2.0			
	2.5.02	35.5	21.8	5.1	70.8	-	2.4			
Surbiton Hill	4.5.06	44.2	48.0	8.0	27.3	13.7	3.0			
	2.5.02	34.5	44.6	12.4	39.3	-	3.7			
Tolworth and Hook Rise	4.5.06	42.6	25.7	7.9	62.5	-	3.9			
	2.5.02	42.2	19.2	19.2	58.7	-	2.9			
Tudor	4.5.06	47.7	51.5	7.7	23.0	17.7	-			
	2.5.02	39.9	55.3	11.1	23.4	7.9	2.2			

Results

Alexandra

2 CON gains from LD

Hudson, Richard J.	CON	1,453
Berry, David M.	LD	1,446
George, Ian D.	CON	1,413
Knowles, Andrea G.	CON	1,404
Franks, Patricia	LD	1,376
Thayalan, Wydeeswaran	LD	1,331
Bennett, Bill	LAB	208
Green, Lawrence R.	LAB	205
Parnell, Geoff	LAB	172

Berrylands

3 LD gains from CON

Moseley, Frances M.	LD	1,555
Steed, Robert M.	LD	1,456
Yoganathan, Rohan A.	LD	1,400
Davis, Kevin J.	CON	1,394
Booth, David A.	CON	1,347
Sartor, Robert A.	CON	1,337
Dawbarn, William	GRE	329
Cashman, Tom	LAB	194
Lee, John A.	LAB	172
Bhatti, Sheilla	LAB	152
Daniell, Sarah L.	CPA	97

Beverley

Jordan, Donald M.	LD	1,398
James, Simon A.	LD	1,391
Osbourne, Derek R.	LD	1,385
Head, Michael R.	CON	972
Salisbury, Rosemary A.	CON	936
Tuthill, John	CON	874
Walker, Christopher J.	GRE	416
Freedman, Maxwell O.	LAB	284
Darke, Marian	LAB	275
Braithwaite, Duncan E.	LAB	268
Gibbons, Douglas B.L.	CPA	125
Glencross, Diana B.	CPA	93
Stewart, Esther	CPA	80

Canbury

2 CON gains from LD

Austin, Geoffrey R.	CON	1,305
Ryder-Mills, David R.	LD	1,290
Glasspool, David M.P.	CON	1,254
Chohan, Romana	CON	1,225
Malik, Amtul H.	LD	1,199
Heap, Trevor J.T.	LD	1,143
Vagg, Carol A.	GRE	543
Brewer, Norma A.	LAB	403
Hyde, Richard	LAB	358
Priest, Christopher R.	LAB	347
Bond, Oliver R.	SP	80

Chessington North and Hook

Reid, Ian A.	LD	1,156
Baker, Susan	LD	1,143
Reid, Katharine M.	LD	1,141
Day, William A.	CON	1,123
Suckling, Irene	CON	992
Kumpeson, Nithyalakshmy	CON	963
Cowley, Judith	LAB	217
Kearney, Steve	LAB	200
Cottrell, Tony	LAB	191

Chessington South

Bamford, Patricia	LD	1,272
Mirza, Shiraz H.	LD	1,216
O'Connor, Kevin	LD	1,170
Goodger, Daniel	CON	916
Birch, Amanda L.	CON	898
Johnson, Malcolm D.	CON	800
Kearney, Pauline E.	LAB	277
Hanna, Jeffrey P.	LAB	263
McLoughlin, Shaun	LAB	241
Hayball, John D.	SLAB	95
May, Anthony J.	CPA	95
May, Susan J.	CPA	79

Coombe Hill

Codd, Robin H.I.A.P.	CON	1,726
Edwards, David M.	CON	1,663
Humphrey, Eric D.	CON	1,599
Greender, Peter J.W.	LD	434
Oates, Jonathan	LD	405
Solanki, Vijay K.	LD	343
Humphreys, James W.	GRE	251
Price, Roger J.	LAB	231
Malseed, Wendy	LAB	216
Sehbai, Daljit	LAB	181
Flower, Lydia E.	CPA	83

Coombe Vale

2 CON gains from LD

Holder, Adrian C.R.	CON	1,624
White, James C.	CON	1,596
Tasker, Robert-John	CON	1,550
Haines, Julie A.	LD	1,028
Osbourne, Celia G.	LD	922
Jones, Leslie I.	LD	832
Taimuri, Nighat S.	GRE	291
Haynes, Daniel M.	LAB	276
Pearce, Nora A.	LAB	239
Williams, Helen M.	LAB	237
Flower, Peter J.	CPA	222
Campanale, David B.	CPA	152
Jacobs, Paul	CPA	107

Grove

Hitchcock, Christine S.	LD	1,186
O'Connor, Rachel E.	LD	1,059
Ricketts, Bart L.	LD	1,000
Bowers, Terence W.	CON	881
Salisbury, David J.	CON	814
Mentz, Michael	CON	782
James, Terry	GRE	452
Fitzgerald, Amanda	LAB	231
Oldroyd, Margaret	LAB	205
South, Laurie	LAB	203

Norbiton

1 LD gain from LAB

Mama, Steven	LAB	971
Griffin, Sheila B.	LAB	944
Shelton, Penelope A.	LD	925
Parrott, Nicholas J.	LAB	914
Tilley, Rosemary S.	LD	805
Bamford, David StJ.	LD	788
Blake, Leslie	CON	463
Cox, Jane O.	CON	410
French, Gavin N.	CON	401
Hall, Martin A.	GRE	316

Old Malden

2 CON gains from LD

Fraser, David	CON	1,555
Amson, Michael G.	CON	1,480
McDonald, Ian R.	LD	1,471
Clements, Geoffrey M.	CON	1,464
Hayat, Ghazala N.	LD	1,395
Watts, Mary C.	LD	1,272
Kellett, Robert I.	LAB	241
Pearson, George E.	LAB	223
White, Francis P.	LAB	191
Glencross, Roger E.	CPA	134

St James

1 CON gain from LD

Clark, Mary J.	CON	1,689
Jones, Howard M.	CON	1,603
Smith, Kenneth A.	CON	1,580
Greender, Iris R.J.	LD	773
Eyre-Brook, Robert W.	LD	732
Goodship, Dennis G.	LD	704
Clifford, Iris D.	LAB	316
Jones, Gerald A.	LAB	301
Knowles, John J.	LAB	258
Glencross, Eleanor	CPA	103
Glencross, Philippa L.E.	CPA	83

St Mark's

Shard, Elizabeth M.	LD	1,448
O'Mahony, Barry	LD	1,403
Yoganathan, Mylvaganam Y.	LD	1,389
Burden, Michael G.	CON	879
Hutchinson, David J.	CON	864
Pirret, James P.G.	CON	844
George, Wayne	GRE	388
Coombs, Sandra	LAB	170
Hill, Katie	LAB	163
Jayasundera, Niranjana	LAB	117
Newell, Mark A.	CPA	57

Surbiton Hill

Kilby, Nicholas	CON	1,578
Bowen-Hitchings, Janet K.	CON	1,570
Johnston, Paul J.	CON	1,511
Melville, Adam J.	LD	959
Thorne, Helen R.	LD	900
Parekh, Umesh H.	LD	790
Barnsdale, David J.	GRE	444
Cooper, David K.J.	LAB	286
Cowley, Michael J.	LAB	245
Vase, Rosemary	LAB	243
Scrimshaw, Kenneth W.	CPA	97

Tolworth and Hook Rise

Davies, Rolson J.	LD	1,724
Harris, Victoria C.	LD	1,619
Lee, Robert	LD	1,563
Hudson, Susan F.	CON	690
Cracknell, Mavis A.	CON	682
Hutchinson, Maureen L.	CON	647
Ring, Anna	LAB	215
Abulafia, Gabriel	LAB	214
Walker, Peter	LAB	193
Scrimshaw, Doreen A.	CPA	101

Tudor

Cunningham, David H.	CON	1,744
Doe, Dennis F.	CON	1,609
Thompson, Frank N.	CON	1,569
Coyne, Fran	LD	810
Lillicrap, Richard G.	LD	722
Goodship, Susan M.	LD	669
Pitchforth, Helen	GRE	564
Butcher, Michael G.	LAB	302
Morris, Brian R.	LAB	250
Kloman, Warren M.	LAB	183

By-elections**Grove***No change**11 November 2004*

O'Connor, Rachel E.	LD	948
Bowers, Terence W.	CON	513
Fitzgerald, Amanda R.	LAB	213
James, Terry	GRE	105
Ford, Caroline L.	ED	26
Cutler, Richard	SLAB	17

*Resignation of Hayes, Roger M. (LD)***Canbury***No change**20 October 2005*

Ryder-Mills, David R.	LD	1,053
Austin, Geoffrey R.	CON	668
Priest, Christopher R.	LAB	301
Ford, Caroline L.	ED	38
Cutler, Richard G.	SLAB	21

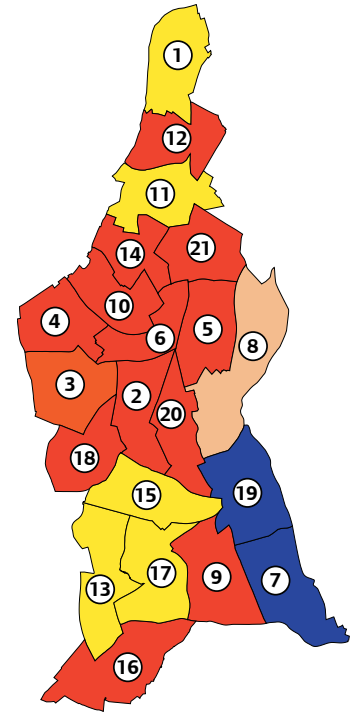
Resignation of Blurton, Anthony B. (LD)

Lambeth

Labour administration

1 Bishop's	12 Prince's
2 Brixton Hill	13 St Leonard's
3 Clapham Common	14 Stockwell
4 Clapham Town	15 Streatham Hill
5 Coldharbour	16 Streatham South
6 Ferndale	17 Streatham Wells
7 Gipsy Hill	18 Thornton
8 Herne Hill	19 Thurlow Park
9 Knight's Hill	20 Tulse Hill
10 Larkhall	21 Vassall
11 Oval	

An index of party codes and a legend for the borough maps can be found on page xxxii.



State of the parties, 1964-06

	CON	LAB	LD	other	total
4.5.06	6	39	17	1	63
2.5.02	7	28	28	-	63
7.5.98	5	41	18	-	64
5.5.94	16	24	24	-	64
3.5.90	20	40	4	-	64
8.5.86	21	40	3	-	64
6.5.82	27	32	5	-	64
4.5.78	22	42	-	-	64
4.5.74	14	46	-	-	60
13.5.71	9	51	-	-	60
9.5.68	57	3	-	-	60
7.5.64	18	42	-	-	60

% share of the poll, 1964-06

	% poll	CON	LAB	LD	other
Lambeth	30.4	17.3	35.8	26.2	20.7
2.5.02	26.0	16.4	36.5	32.8	14.3
7.5.98	32.1	17.5	42.1	29.3	11.2
5.5.94	43.0	25.5	34.6	32.1	7.8
3.5.90	45.9	32.9	43.7	11.2	12.2
8.5.86	47.7	34.6	42.8	19.3	3.3
6.5.82	44.7	39.4	33.2	26.9	0.5
4.5.78	37.4	46.9	49.2	2.5	1.4
4.5.74	30.4	38.6	52.7	7.2	1.5
13.5.71	36.8	37.8	60.2	1.3	0.7
9.5.68	30.8	65.4	31.1	2.5	1.0
7.5.64	26.1	42.3	52.5	4.8	0.4

Changes 2002-06

	CON	LAB	LD	other	total
Old council 06	7	29	27	-	63
Vacancies	-	-	-	-	-
By-elections	-	+1	-1	-	-
Allegiance changes	-	-	-	-	-
New council 02	7	28	28	-	63

General statistics

		Lambeth	London
May 2006	Electorate	210,986	5,340,657
May 2002	Electorate	195,475	5,209,247
Mid 2006 (GLA)	Resident population aged 18 and over	221,000	5,841,600
Mid 2002 (ONS)	Resident population aged 18 and over	215,200	5,750,200
2005/6	estimated % unemployed	9.4	7.7
2001/2	estimated % unemployed	9.0	6.6
April 2006	Band 'D' council tax	£1,130	£1,214
April 2002	Band 'D' council tax	£810	£895

% share of the poll

	Date	%poll	CON	LAB	LD	GRE	others		
Bishop's	4.5.06	28.6	11.6	18.8	42.6	16.4	LEAP	SA	
	2.5.02	27.3	6.0	27.6	53.8	8.5	10.7	-	
Brixton Hill	4.5.06	27.1	13.2	46.5	17.4	23.0	SA		
	2.5.02	21.8	11.0	44.1	14.2	18.2	-		4.1
Clapham Common	4.5.06	31.9	28.0	28.6	30.2	13.3			
	2.5.02	31.2	26.4	31.8	32.1	9.7			
Clapham Town	4.5.06	33.4	32.7	39.9	11.0	15.1	IND	SP	
	2.5.02	27.5	35.5	38.9	11.6	13.5	-	1.3	
Coldharbour	4.5.06	21.8	10.8	56.7	12.1	20.5	IND	SA	
	2.5.02	17.1	5.7	56.9	12.0	13.6	-	-	
Ferndale	4.5.06	22.9	13.0	47.4	20.7	18.9			
	2.5.02	17.6	9.4	56.2	17.7	16.7			9.1
Gipsy Hill	4.5.06	31.3	41.3	26.0	13.3	19.4			
	2.5.02	32.5	53.0	33.4	6.6	7.0			
Herne Hill	4.5.06	34.9	15.7	37.3	10.3	36.7			
	2.5.02	23.0	15.9	42.1	18.1	23.9			
Knight's Hill	4.5.06	34.5	12.2	38.7	34.4	14.7	SA		
	2.5.02	28.3	8.9	32.8	45.4	8.9	-		
Larkhall	4.5.06	23.8	16.9	49.8	17.9	15.5			
	2.5.02	22.2	8.1	50.6	25.7	10.5	-		
Oval	4.5.06	26.7	12.8	26.5	37.2	13.6	ED	LEAP	SA
	2.5.02	24.2	8.2	25.4	50.8	10.7	3.7	6.2	-
Prince's	4.5.06	33.5	14.5	44.5	22.7	14.1	LEAP		
	2.5.02	34.0	8.1	38.4	45.3	8.3	4.1		4.9
St Leonard's	4.5.06	28.6	12.6	17.4	40.5	17.1	12.4		
	2.5.02	28.0	9.7	28.1	51.9	10.4	-		
Stockwell	4.5.06	34.1	10.0	41.6	30.0	11.9	6.5		
	7.8.03	24.4	5.8	46.4	43.6	4.1	-		
	2.5.02	29.3	5.2	34.8	50.3	9.7	-		
Streatham Hill	4.5.06	31.2	10.1	19.5	33.1	15.0	IND	LEAP	
	2.5.02	23.9	11.4	24.8	48.3	15.4	13.8	8.5	
Streatham South	4.5.06	38.4	10.5	44.4	36.0	9.1			
	20.10.05	31.7	10.1	49.2	40.7	-			
	2.5.02	30.7	18.4	40.1	34.2	7.3			
Streatham Wells	4.5.06	28.7	11.6	23.6	47.7	17.1			
	2.5.02	25.0	8.4	21.8	58.3	11.5			
Thornton	4.5.06	36.9	14.2	43.5	30.1	12.2			
	2.5.02	31.9	8.5	38.8	42.8	9.8			
Thurlow Park	4.5.06	35.1	41.2	16.8	12.7	17.7	LEAP	UKIP	
	2.5.02	29.6	50.9	21.9	13.5	11.9	8.9	2.8	
Tulse Hill	4.5.06	27.2	10.6	50.7	15.2	23.6	SA		
	2.5.02	21.3	9.6	50.8	13.9	17.8	7.9		

% share of the poll

	Date	%poll	CON	LAB	LD	GRE		others
Vassall	4.5.06	31.8	11.5	44.7	35.4	–	R	SA
	2.5.02	23.3	7.6	41.2	34.8	11.0	–	5.4

Results**Bishop's**

Truesdale, Peter J.	LD	1,090
Braithwaite, Diana E.	LD	1,020
Dodsworth, Gavin P.A.	LD	869
Bridge, Richard W.L.	LAB	485
Reid, Rodney	LAB	427
Craig, Kevin	LAB	399
Wallace, James C.	GRE	381
Gibson, Carl M.S.	CON	289
Fox, Jeremy M.	CON	285
Holt, Christine A.	LEAP	249
Streeter, Gareth B.	CON	236

Clapham Common

Ling, Ruth M.	LAB	990
Sanders, Darren	LD	964
Meader, Angela D.	LD	914
Sherratt, Heather H.	LD	880
Jones, Steven	CON	872
Milton, Lloyd D.	CON	846
Hamilton, Alastair	CON	840
Walker, David	LAB	826
Whittington, Brian I.	LAB	800
Beaumont, Timothy W.	GRE	438
Dean, Zana	GRE	370

Brixton Hill

Reed, Steve	LAB	1,354
Evans-Jacas, Betty L.	LAB	1,213
Nosegbe, Florence D.	LAB	1,206
Baker, Roger C.L.	GRE	714
Law, Thomas P.D.	GRE	596
Chanion, Amarjit	GRE	559
Binder, Elsie	LD	534
Brack, Duncan M.R.	LD	469
Davies, Alexander D.J.	LD	406
Sinclair, Penelope A.	CON	389
Taylor, John B.	CON	351
Winbourne, Barbara	CON	329

Clapham Town

1 LAB gain from CON

O'Malley, Helen M.	LAB	1,535
Haselden, Nigel C.	LAB	1,417
Wellbelove, Christopher	LAB	1,293
Gentry, Bernard A.R.	CON	1,230
Ben Maimon, Kelly R.	CON	1,121
Chambers, Glyn E.	CON	1,121
Hanna, Albere	GRE	534
Gomez, Gloria	LD	484
Stewart, Roger P.D.	LD	379
Snagge, Thomas J.	LD	308
Lambert, Daniel P.	SP	62
Martin, James W.	SP	39
Lee, John P.	SP	38

Coldharbour

Anyanwu, Donatus O.	LAB	1,299
Heywood, Rachel M.	LAB	1,272
Malley, Sharon	LAB	1,187
Atwell, Elkin G.	GRE	486
Braverman, Rachel	GRE	471
Summers, Timothy J.	GRE	400
Blackie, Robert A.	LD	304
Lawman, Sandra J.	LD	279
Barry, Simon M.	CON	250
Roy, Smarajit	CON	242
Booth, Marcus A.W.	CON	222
Bowring, Geoffrey P.	LD	216

Ferndale

McGlone, Paul	LAB	1,332
Prentice, Sally	LAB	1,282
Sabharwal, Neil	LAB	1,205
Satih, Lena	LD	572
Basic, Mirza	LD	559
Mayers, Marcus	LD	535
Georgiou, Philip M.	GRE	507
Gentry, Helen M.	CON	371
Farley, David K.G.	CON	343
Morales, Rosemary E.	CON	331

Gipsy Hill

Poole, Suzanne M.	CON	1,402
Gibson, Andrew	CON	1,352
Pycock, Graham H.	CON	1,283
Boucher, Carol	LAB	915
Lawuyi, Daniel	LAB	838
Watling, Bill	LAB	790
Jones, Graham	GRE	631
Baines, Vivienne J.	LD	521
Shoosmith, Philip M.	LD	408
Parry, Clive D.	LD	368

Herne Hill

1 GRE gain from LAB

Thackray, Rebecca J.	GRE	1,359
McHugh, Kirsty E.	LAB	1,343
Dickson, James	LAB	1,314
Collins, Shane	GRE	1,298
O'Connell, Peter	LAB	1,205
Graham, George W.	GRE	1,151
Ayres, Timothy C.	CON	571
Holroyd, Charles	CON	562
Lee, Jessica	CON	497
Baker, Malgorzata M.	LD	371
Baines, Malcolm I.	LD	353
Parry, Charlotte	LD	341

Knight's Hill

3 LAB gains from LD

Meldrum, Jackie	LAB	1,358
Malone, David	LAB	1,352
Fitzpatrick, Daniel J.	LAB	1,349
Evans, Geraldine E.M.	LD	1,273
Baker, Jeremy J.	LD	1,218
Jaffer, Saleha B.	LD	1,116
Healy, Joseph	GRE	514
van der Borgh, Nicholas	CON	435
Calder, Sheila	CON	426
Hill, Jane	CON	417

Larkhall

Robbins, Peter	LAB	1,341
Valcarcel, Christiana D.	LAB	1,279
Patil, Neeraj	LAB	1,263
Jenkins, Roy S.	LD	476
Maund, Nicholas J.	CON	463
Morland, Laura J.	LD	459
Whitehouse, Christopher	LD	459
Fensterheim, Helen C.	GRE	458
Pattman, Judith M.	CON	440
Poole-Wilson, Michael C.	CON	415
Rutter, Noah A.	GRE	346

Oval

Banks, Robert A.	LD	1,193
Gray, Faye	LD	1,044
Sawdon, Andrew	LD	1,027
Harrop, Andy	LAB	841
Herbert, Luke	LAB	792
Prichard-Jones, David J.	LAB	697
Coke, Carlos O.	GRE	471
Goodlad, Magnus J.	CON	423
Haigh, David	CON	364
Taylor, Sunil	CON	340
Krakowiak, Peter J.	GRE	323
Millington, Ruby R.	LEAP	183
Polenceus, Janus	ED	108

Prince's

3 LAB gains from LD

Campbell, Lorna P.	LAB	1,586
Townend, Sam J.	LAB	1,575
Morgan, Stephen R.	LAB	1,546
Fitzgerald, Rita	LD	901
Fitchett, Keith E.	LD	827
Anglin, Charles A.	LD	676
Campbell, Oliver E.W.	CON	556
Hyslop, Richard J.	CON	505
Steedman, Paul A.	GRE	495
Gibbon, Nicolas C.	CON	476
Rattigan, Eugenia P.	LEAP	153
Amos, Andrew W.	LEAP	137

St Leonard's

Bennett, Clive L.A.	LD	1,454
Palmer, Brian J.	LD	1,373
Giess, Roger J.	LD	1,187
Hill, Robert M.	LAB	615
Harvey, Catherine	LAB	604
Findlay, Rebecca	GRE	564
Payne, Richard H.	LAB	502
Newall, Wendy	CON	435
Bellak, John M.	CON	420
Singleton, Michelle J.	LEAP	409
McMenamin, Stephen	CON	398

Stockwell

3 LAB gains from LD

Bowyer, Peter C.	LAB	1,565
Akhtar, Pav	LAB	1,552
Walker, Imogen	LAB	1,513
Bottrall, Anthony F.	LD	1,321
Mackenzie, Polly J.	LD	1,012
Hayes, David J.	LD	1,010
Tibbits, Thomas N.D.	GRE	443
Barr, Sarah L.	CON	416
Gibson, Elizabeth M.	CON	365
McMillan, Robert A.	CON	331
Fevrier, Tracey P.	LEAP	241

Streatham Hill

Fewtrell, June	LD	1,367
Clyne, Jeremy S.	LD	1,248
Lumsden, Ashley G.	LD	1,183
Cowie, Brian	LAB	781
Ekumah, Alex A.	LAB	739
Platts, Nancy M.	LAB	717
Ince, David M.	GRE	573
Ali, Nazim H.	IND	540
Baron, Christopher J.	IND	515
Youngusband, Peter R.	CON	411
Smith, Susan M.	CON	389
Lucas, Titus T.	CON	355
Rogers, Dorcas K.	LEAP	323

Streatham South

Bennett, Mark E.	LAB	1,725
Malley, David	LAB	1,688
Kazantzis, John A.	LAB	1,632
Ali, Ahmad	LD	1,483
Davies, Karen A.	LD	1,358
Bryant, Matthew	LD	1,244
Goodey, Stuart A.	CON	453
Ludwig, Carolena S.	CON	376
Sinclair, Christopher R.	CON	369
Kenner, Anne C.	GRE	343

Streatham Wells

Heather, Julian P.	LD	1,484
Clarke, Sheila	LD	1,449
Marchant, Daphne K.	LD	1,360
Fisher, Andrew J.	LAB	732
James, Maxine M.	LAB	725
Wilcox, Clair L.	LAB	666
Rowlands, Hannah R.H.	GRE	513
Liell, Lisabeth J.	CON	365
Liell, Richard S.	CON	342
Molloy, Margaret A.	CON	332

Thornton

2 LAB gains from LD

Peck, Lib	LAB	1,494
Morris, Diana M.	LAB	1,445
Hipwell, Michael D.	LAB	1,354
Pindar, John	LD	1,094
Sparling, James P.	LD	946
Whitehead, Suzanne M.	LD	925
Jackson, Joy L.	CON	480
Audsley, Adrian J.	GRE	470
de Maynard, Vernon A.	CON	462
Stone, Philippa J.	CON	457
Evans, Charles R.	GRE	372
Wakefield, Louise	GRE	363

Thurlow Park

Whelan, Clare R.	CON	1,738
Whelan, John A.	CON	1,680
Kimm, Irene A.	CON	1,460
Erdman, Sharon E.	LAB	762
Freeman, Shiela	GRE	699
Parr, Matthew M.	LAB	667
Beadnall, Alan S.	LD	593
Teverson, Paul D.	LAB	558
Baker, Anton M.	LD	486
Thurburn, Andrew J.	LD	420
Gildea, Stela E.	LEAP	350
Lambert, Robin A.D.	UKIP	112

Tulse Hill

Cameron, Marcia A.	LAB	1,589
Smith, Toren	LAB	1,528
Aminu, Adedamola	LAB	1,514
Atwell, Bernard N.	GRE	718
Lucas, James O.	LD	582
McConnell, Robert S.	LD	432
Perry, Nick D.S.	LD	374
Lomax, Josephine	CON	353
Richards, Edna	CON	309
Lomax, Roger	CON	306

Vassall

Abrams, Kingsley J.	LAB	1,426
Atkinson, Liz	LAB	1,421
McKenna, Alex	LAB	1,305
Aina, Adeline	LD	1,146
Bradley, Steve	LD	1,092
Baidoo-Mitchell, Ernest K.	LD	1,044
Barr, Stuart D.	CON	369
Thomas, Deborah H.	CON	360
Collier, Judith M.	CON	341
Hack, Stephen R.	R	287
Chowdhury, Abdul M.	R	257
Sako, Aboubakar	R	234

By-elections

Stockwell*Lab gain from LD**7 August 2003*

Bowyer, Peter	LAB	1,065
Munday, Ros	LD	1,001
Stewart, Alistair	CON	133
Jones, Graham	GRE	95

*Resignation of Fernandes, Gabriel (LD)***Streatham South***No change**20 October 2005*

Bennett, Mark E.	LAB	1,466
Ali, Ahmad	LD	1,211
Liell, Lisabeth	CON	301

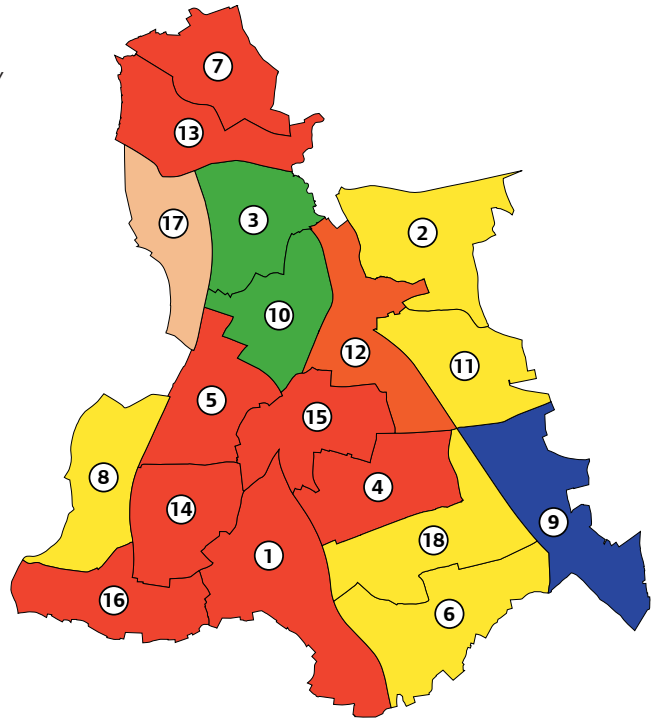
Death of Sargeant, Tim (LAB)

Lewisham

Labour administration - directly elected Mayor and largest party

- | | |
|-----------------|---------------------|
| 1 Bellingham | 10 Ladywell |
| 2 Blackheath | 11 Lee Green |
| 3 Brockley | 12 Lewisham Central |
| 4 Catford South | 13 New Cross |
| 5 Crofton Park | 14 Perry Vale |
| 6 Downham | 15 Rushey Green |
| 7 Evelyn | 16 Sydenham |
| 8 Forest Hill | 17 Telegraph Hill |
| 9 Grove Park | 18 Whitefoot |

An index of party codes and a legend for the borough maps can be found on page xxxii.



State of the parties, 1964-06

	CON	LAB	LD	other	total
4.5.06	3	26	17	8	54
2.5.02	2	45	4	3	54
7.5.98	2	61	4	-	67
5.5.94	1	63	3	-	67
3.5.90	6	58	3	-	67
8.5.86	17	50	-	-	67
6.5.82	26	41	-	-	67
4.5.78	23	44	-	-	67
4.5.74	11	49	-	-	60
13.5.71	4	56	-	-	60
9.5.68	44	16	-	-	60
7.5.64	15	45	-	-	60

% share of the poll, 1964-06

	% poll	CON	LAB	LD	other
4.5.06	33.3	17.7	32.9	24.0	25.4
2.5.02	25.6	16.3	38.6	18.6	26.5
7.5.98	29.7	21.4	55.6	12.9	10.1
5.5.94	41.0	22.4	60.0	14.9	2.7
3.5.90	45.2	30.9	54.1	6.5	8.5
8.5.86	45.6	34.6	47.1	15.5	2.8
6.5.82	41.5	35.0	40.2	24.3	0.6
4.5.78	43.6	45.1	49.7	1.4	3.8
4.5.74	36.6	35.3	54.7	8.6	1.4
13.5.71	41.8	33.8	63.2	1.8	1.1
9.5.68	35.7	61.0	35.4	2.7	0.9
7.5.64	34.7	36.3	54.0	9.2	0.5

Changes 2002-06

	CON	LAB	LD	other	total
Old council 06	2	41	7	4	54
Vacancies	-	-	-	-	-
By-elections	-	-5	+4	+1	-
Allegiance changes	-	+1	-1	-	-
New council 02	2	45	4	3	54

General statistics

		Lewisham	London
May 2006	Electorate	177,942	5,340,657
May 2002	Electorate	179,835	5,209,247
Mid 2006 (GLA)	Resident population aged 18 and over	201,100	5,841,600
Mid 2002 (ONS)	Resident population aged 18 and over	194,200	5,750,200
2005/6	estimated % unemployed	7.9	7.7
2001/2	estimated % unemployed	9.5	6.6
April 2006	Band 'D' council tax	£1,256	£1,214
April 2002	Band 'D' council tax	£957	£895

% share of the poll

	Date	%poll	CON	LAB	LD	GRE	others			
Bellingham	4.5.06	27.4	22.4	40.2	20.6	16.8				
	2.5.02	21.8	21.7	48.8	17.2	12.3				
Blackheath	4.5.06	31.4	22.6	29.9	34.6	12.9	UKIP			
	2.5.02	28.4	19.4	38.6	23.4	15.6	-			
Brockley	4.5.06	32.0	7.7	31.8	9.9	46.6	SA			
	2.5.02	24.5	8.0	38.9	11.0	37.7	3.9			
Catford South	4.5.06	36.2	27.8	37.8	17.6	16.8				
	2.5.02	26.5	23.0	42.0	19.5	15.4				
Crofton Park	4.5.06	34.4	19.9	35.0	20.2	24.9	LEAP			
	2.5.02	25.6	13.4	42.0	13.4	16.9	-			
Downham	4.5.06	32.0	16.1	26.3	50.9	6.7	BNP SA			
	7.11.02	26.9	10.0	29.7	38.6	-	-			
	2.5.02	29.3	11.6	28.9	34.9	8.1	20.1 1.6			
Evelyn	4.5.06	27.6	14.9	56.0	14.9	14.2	IND SALT			
	10.6.04	33.6	16.3	50.5	12.9	7.0	-			
	2.5.02	20.2	10.2	52.1	13.2	13.8	13.2 -			
Forest Hill	4.5.06	39.0	13.6	22.8	39.9	18.7	RES			
	17.3.05	24.2	22.5	34.0	43.5	-	5.0			
	2.5.02	28.8	21.2	32.7	23.0	23.2	-			
Grove Park	4.5.06	33.5	43.4	30.1	15.2	11.2	UKIP			
	2.5.02	26.5	36.7	34.3	15.4	10.2	-			
Ladywell	4.5.06	41.0	8.8	33.1	12.6	45.5	LEAP SA			
	2.5.02	28.9	9.4	43.1	13.1	15.6	-			
Lee Green	4.5.06	41.3	20.4	20.6	28.0	11.7	BNP CPA IND UKIP			
	17.3.05	25.6	25.3	17.7	37.0	4.5	-			
	10.6.04	44.8	20.8	28.0	26.7	9.1	-			
	10.10.02	29.2	19.4	27.3	28.8	5.7	2.8 2.0 - 0.9			
	2.5.02	32.0	18.2	29.2	15.9	16.8	-			
Lewisham Central	4.5.06	31.2	13.3	33.0	37.8	15.9	CPA UKIP			
	23.10.03	24.6	14.1	34.5	41.9	6.1	-			
	2.5.02	21.3	14.7	40.4	23.0	22.0	1.6 1.7 - -			
New Cross	4.5.06	26.7	9.6	45.7	10.4	13.8	IND LEAP			
	2.5.02	19.2	7.6	50.3	10.9	16.3	20.5 - 15.0			
Perry Vale	4.5.06	34.6	17.4	33.4	24.7	24.5				
	2.5.02	26.0	18.4	41.3	20.5	19.8				
Rushey Green	4.5.06	29.1	12.4	37.3	18.3	19.1	IND SA			
	2.5.02	22.0	14.3	49.9	14.2	17.5	-			
Sydenham	4.5.06	33.2	23.6	36.5	18.0	21.9				
	2.5.02	25.5	20.4	44.8	16.9	17.9				
Telegraph Hill	4.5.06	34.0	7.4	32.8	9.2	15.6	LEAP SALT UKIP			
	4.12.03	17.2	6.7	27.1	8.6	4.9	-			
	2.5.02	26.8	4.2	24.7	9.7	11.5	19.6 32.6 0.5			

% share of the poll

	Date	%poll	CON	LAB	LD	GRE	UKIP	others
Whitefoot	4.5.06	34.2	16.3	26.4	40.8	7.1	9.4	
	2.5.02	26.9	16.6	36.2	38.4	8.9	–	

Results**Bellingham**

Hall, Alan D.	LAB	878
Ibitson, Ami	LAB	849
Stockbridge, Ronald	LAB	780
Pratt, Douglas	CON	498
Pratt, Rosemary A.	CON	461
Morris, Sarah	LD	455
Ashton, Nicholas A.	LD	448
Smith, Margaret R.	CON	438
Gambell, Derek	LD	383
Sedgley, Roger P.	GRE	350

Blackheath

3 LD gains from LAB

Maines, Christopher S.	LD	1,088
Bennett, Mark A.	LD	1,018
Gyechie, Godfried	LD	931
Brown, Andrew K.	LAB	895
Maskell, Rachael H.	LAB	864
Moore, Gavin F.	LAB	860
Nundy, Simon J.	CON	667
Weatherall, Neil C.	CON	663
Wall, Darren J.	CON	654
Gould, Vanessa A.	GRE	446
Acton, Charles L.	GRE	343
St John, Rasjidah	GRE	343

Brockley

2 GRE gains from LAB

Johnson, Darren P.	GRE	1,583
Phoenix, Romayne A.G.	GRE	1,223
Walton, Dean M.	GRE	1,153
Adefiranye, Obajimi	LAB	928
Fooks, Rosemary A.	LAB	907
Scott, Terence C.	LAB	870
Adderley, Keith	LD	300
Timson, Anne	LD	291
Cloke, David	LD	250
Freeman, Carolyn R.	CON	247
Larking, Darren K.D	CON	240
Wayling, Maureen	CON	170
Abse, Tobias	SA	111

Catford South

Massey, Robert	LAB	1,270
Smith, Alan	LAB	1,135
Stamirowski, Eva	LAB	1,055
Cleverly, James S.	CON	985
Lee, Andrew J.	CON	808
Philpott, Thomas R.	CON	757
Hill, Nicholas	LD	645
McKee, Patrick	LD	543
Brackley, Frances P.	GRE	513
Smith, Adrien P.	LD	422

Crofton Park

Addison, Jacqueline	LAB	1,163
Scott, Sylvia	LAB	898
Parmar, Jarman	LAB	836
Hicks, Jeremy G.	GRE	700
Carlisle, Ulla H.	GRE	690
Wild, James H.F.	GRE	672
Locke, Stephen A.J.	LD	613
Akroyd, Philip J.	CON	604
Oakley, Paul J.	CON	564
Morpurgo, David	LD	557
Garrard, Michael A.H.	LD	500
Townsend, Gemma R.	CON	479

Downham

1 LD gain from LAB

Fletcher, Julia E.	LD	1,130
Morris, Mark C.	LD	1,117
Carter, Simon C.	LD	1,106
Jacob, Paul S.	LAB	590
Kennedy, Roy F.	LAB	586
Morris, Paul	LAB	554
Cleverly Susannah J.T.	CON	403
Kennedy, Barbara M.	CON	330
Cookson, James N.	CON	326
Cunningham, Mark	GRE	153
Roach, Lee	GRE	149
Thomas, Stephen N.	GRE	137

Evelyn

Alexander, Heidi	LAB	1,317
Owolabi-Oluyole, Samuel O.	LAB	1,073
Onuegbu, Crada N.	LAB	1,021
Stevens, Rebecca B.	CON	347
Grainger, Richard	LD	326
Poore, Corina	LD	304
Fiegenbaum, Hanna	GRE	301
Sanders, Julian	GRE	301
Pedzeni, Lincoln	CON	296
Turner, Charles	LD	278
Manangazira, Pauline	CON	263
Smith, Sydney H.	GRE	261

Forest Hill

3 LD gains from LAB

Feakes, Alexander	LD	1,439
Peake, Arthur P.	LD	1,434
Russell, John F.	LD	1,176
Holtham, Katherine M.	LAB	846
Whiting, David	LAB	754
Michael, David	LAB	719
Purmann, Regina E.	GRE	631
Hart, David	CON	536
Squires, Raymond	CON	436
Tritschler, Neil J.	CON	410
Mani, Sinna	IRE	169

Grove Park

1 CON gain from LAB

Anderson, Barrie P.	CON	1,269
Britton, David S.	CON	1,130
Downes, Hilary M.N.	CON	1,017
Ingleby, Mark W.	LAB	892
Williams, David W.	LAB	771
Reeves, Eleanor C.	LAB	708
Brooks, Ben	LD	478
Pooley, Brenda	LD	378
Robinson, Howard C.	LD	340
Green, John D.M.	GRE	299
Cotterell, Priscilla M.	GRE	297
Moore, Christine	GRE	287

Ladywell

3 GRE gains from LAB

Keogh, Michael J.J.	GRE	1,497
Luxton, Susan R.	GRE	1,428
Michel, Ute M.	GRE	1,217
Amrani, Abdeslam	LAB	1,073
Morrison, Pauline	LAB	984
Handley, Carl	LAB	957
Dinsmore, Christine	LD	436
Kellett, John	LD	361
Lyster, Samantha	LD	346
Furze, David C.	CON	288
Maguire, Rachael E.	CON	288
Reeves, Terence C.	CON	224

Lee Green

3 LD gains from LAB

Bentley, Paul R.	LD	1,208
Robson, Brian	LD	924
Griesenbeck, Sven	LD	898
Mallory, James	LAB	826
Allison, Christine J.	CON	818
Riordan, Nora	LAB	706
Arain, Ashtaq	LAB	701
Britton, Joanna E.	CON	697
Ambrose, Gerard J.	IND	696
Chippis, Brian	CON	689
Baker, Anna	GRE	506
Hughes, Andrea	GRE	388
Evans, Gaynor	GRE	375

Lewisham Central

2 LD gains from LAB

Milton, Andrew	LD	1,340
Edgerton, David	LD	1,033
Mark, Edward	LAB	988
Kendall, Anthony	LAB	962
Stevenson, James	LAB	957
Aghamiri, Akbar S.	LD	949
Birch, Diana E.	GRE	523
Smith, Andrew G.	GRE	491
McInnes, Maria L.	CON	414
Gold, David S.	CON	391
Kirwan, Trottie	GRE	387
Hansen, Hans F.	CON	363

New Cross

Padmore, Stephen	LAB	1,016
Long, Madeliene M.	LAB	941
Maslin, Paul J.	LAB	849
Woolford, Raymond	IND	439
Raymond, Barbara	IND	423
Powell, Ann-Marie	IND	397
Green, Sylvia D.	GRE	344
Stimson, Deborah E.	GRE	253
Rae, Alexandra E.	GRE	247
Degen, Heidi	LD	222
Pierce, Darren J.	CON	219
Hawkins, Linda	LD	214
Hawkins, Julian	LD	205
Wellard, Deborah A.	CON	190
Wright, James M.	CON	178

Perry Vale

Paschoud, John	LAB	1,078
Wise, Susan	LAB	1,064
Till, Alan	LAB	1,061
Barnes, Henrietta L.	LD	933
Rutter, Jill	GRE	784
Russell, Jane	LD	783
Redfern, Andrew M.	LD	656
Burstow, Mark P.	CON	634
Pawley, Roger G.	CON	538
Tippett, Gwynfor	CON	503

Rushey Green

Klier, Helen	LAB	990
Fitzsimmons, Peggy	LAB	975
Muldoon, John	LAB	845
Cox, Valeri	LD	537
Winter, Andrew C.	GRE	480
Abrahams, Michael	LD	445
Labrom, Joan	LD	395
Curtis, Robert B.	CON	337
Lee, Michael J.	CON	328
Ingham, Nicholas J.	IND	324
Jeayes, Ruth M.	CON	273

Sydenham

Best, Chris	LAB	1,228
McDermott, Philip	LAB	1,033
Nisbet, Marion	LAB	1,010
Bays, Anthony W.	CON	800
McAnuff, Evett	CON	662
Lea, David	GRE	653
de Saram, Bruce J.	CON	647
Pluygers, Catherine	LD	568
Thompson, Gerald P.	LD	562
Naidu, Vijay	LD	484

Telegraph Hill

1 SALT gain from LEAP

Page, Ian G.	SALT	1,118
Cross, Robin	LAB	997
Flood, Christopher	SALT	929
Millbank, Joan	LAB	856
Newing, Paul	LAB	829
Leech, Jessica M.	SALT	821
Easton, Kathleen A.	GRE	440
Stone, Nicholas G.	GRE	427
Hudson, Daniel R.	GRE	413
Lawrence, Tom R.	LD	303
Penwarden, Lucy	LD	248
Kitson, Julie	CON	235
Polling, Catherine	LD	202
Wellard, Russell E.D.	CON	192
Willson, Judy	CON	178

Whitefoot

1 LD gain from LAB

Houghton, Daniel F.	LD	1,346
Priddey, Catherine E.	LD	1,209
Kentman, Sera	LD	1,115
Alltimes, Jonathan E.	LAB	894
Kisicki, Carl P.	LAB	742
Ogunbadewa, Olurotimi J.	LAB	741
Cleverly, James P.	CON	593
Kent, Nicholas H.	CON	438
Lee, Roland E.	CON	435
Winton, Jens G.	UKIP	281
Dingle, Alan	GRE	240
Laurie, Charles P.	GRE	226
Opie, Simon A.R.	GRE	170

By-elections**Lee Green**

LD gain from LAB

10 October 2002

Collins, Rachael J.	LD	842
Morris, Paul G.	LAB	798
Britton, Joanna E.	CON	568
Baker, Anna	GRE	167
Roberts, Barry J.	BNP	82
Iles, Marcus D.	CPA	58
Atkinson, Ralph S.	UKIP	25

*Resignation of Sullivan, David (LAB)***Telegraph Hill**

SALT gain from LAB

4 December 2003

Flood, Christopher	SALT	590
Ibitson, Ami F.	LAB	490
Irvine, Marie-Louise	LEAP	355
Williams, Sarah J.	LD	155
Furze, David C.	CON	121
Walton, Dean	GRE	88
Atkinson, Ralph	UKIP	9

*Resignation of Houghton, John P. (LAB)***Downham**

LD gain from LAB

7 November 2002

Morris, Mark C.	LD	998
Tucker, Andrew J.	LAB	769
Culnane, Mary T.	BNP	519
Woolford, Raymond D.	CON	259
Kysow, Jean	SA	41

*Resignation of Fallon, Paul J. (LAB)***Evelyn**

No change

10 June 2004

Alexander, Heidi	LAB	1,432
Stevens, Rebecca B.	CON	463
Leech, Jessica M.	SALT	374
Edgerton, David	LD	367
Altwarg, Robin	GRE	199

*Resignation of Chater, Alicia (LAB)***Lewisham Central**

LD gain from LAB

23 October 2003

Milton, Andrew L.	LD	1,054
Watt, Christopher J.	LAB	869
Cleverly, James S.	CON	354
Luxton, Susan	GRE	154
Atkinson, Ralph S.	UKIP	44
Chambers, Sonia L.	CPA	41

*Resignation of Singha, Parmavir (LAB)***Lee Green**

LAB gain from LD

10 June 2004

Baker, Simeon	LAB	1,213
Russell, John F.	LD	1,156
Chipps, Brian	CON	903
Ambrose, Gerard J.	IND	665
Baker, Anna L.	GRE	394

Resignation of Collins, Rachael J. (LD)

Forest Hill

LD gain from LAB

17 March 2005

	LD	1,011
Ballmann, Erica	LAB	789
Squires, Raymond	CON	522

Death of Dawson, Joseph P. (LAB)

Lee Green

LD gain from LAB

17 March 2005

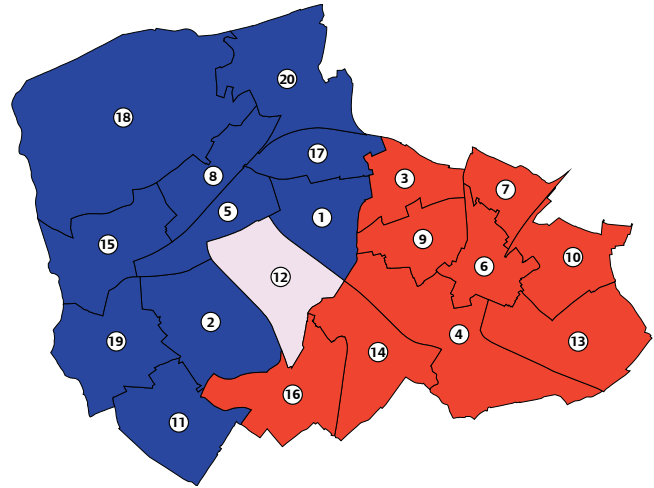
	LD	939
Chipps, Brian	CON	642
Arain, Ashtaq	LAB	448
Ambrose, Gerard J.	IND	355
Hughes, Andrea	GRE	113
Atkinson, Ralph S.	UKIP	40

Resignation of Semple, Neil (LAB)

Merton

Conservative minority administration

1	Abbey	11	Lower Morden
2	Cannon Hill	12	Merton Park
3	Colliers Wood	13	Pollards Hill
4	Cricket Green	14	Ravensbury
5	Dundonald	15	Raynes Park
6	Figge's Marsh	16	St Helier
7	Graveney	17	Trinity
8	Hillside	18	Village
9	Lavender Fields	19	West Barnes
10	Longthornton	20	Wimbledon Park



An index of party codes and a legend for the borough maps can be found on page xxxii.

State of the parties, 1964-06

	CON	LAB	LD	other	total
4.5.06	30	27	-	3	60
2.5.02	25	32	-	3	60
7.5.98	12	39	3	3	57
5.5.94	10	40	3	4	57
3.5.90	22	29	-	6	57
8.5.86	29	25	-	3	57
6.5.82	44	13	-	-	57
4.5.78	39	15	-	3	57
4.5.74	29	22	-	3	54
13.5.71	21	29	-	4	54
9.5.68	46	4	-	4	54
7.5.64	25	26	-	3	54

% share of the poll, 1964-06

	% poll	CON	LAB	LD	other
4.5.06	42.9	40.1	31.3	15.5	13.2
2.5.02	34.2	34.5	33.7	14.2	17.7
7.5.98	38.0	30.5	41.7	16.1	11.7
5.5.94	49.5	27.5	44.9	13.8	13.7
3.5.90	53.7	38.5	40.0	6.0	15.5
8.5.86	49.8	40.2	35.5	20.9	3.4
6.5.82	47.5	50.9	25.8	21.5	1.8
4.5.78	46.4	52.6	34.7	8.3	4.4
4.5.74	42.1	47.3	37.4	11.5	3.8
13.5.71	41.6	44.0	49.0	3.3	3.8
9.5.68	39.9	60.6	25.9	8.1	5.4
7.5.64	45.3	41.8	42.8	8.8	6.6

Changes 2002-06

	CON	LAB	LD	other	total
Old council 06	24	31	-	5	60
Vacancies	-	-	-	-	-
By-elections	-	-	-	-	-
Allegiance changes	-1	-1	-	+2	-
New council 02	25	32	-	3	60

General statistics

		Merton	London
May 2006	Electorate	137,374	5,340,657
May 2002	Electorate	134,484	5,209,247
Mid 2006 (GLA)	Resident population aged 18 and over	150,500	5,841,600
Mid 2002 (ONS)	Resident population aged 18 and over	151,300	5,750,200
2005/6	estimated % unemployed	6.9	7.7
2001/2	estimated % unemployed	4.3	6.6
April 2006	Band 'D' council tax	£1,306	£1,214
April 2002	Band 'D' council tax	£1,018	£895

% share of the poll

	Date	%poll	CON	LAB	LD	GRE	others		
Abbey	4.5.06	44.1	38.4	33.5	14.7	13.5			
	2.5.02	27.4	32.6	40.9	16.0	10.5			
Cannon Hill	4.5.06	47.1	52.3	23.2	13.0	-	IND	PAA	UKIP
	2.5.02	42.9	44.4	27.5	11.1	4.1	-	11.5	-
Colliers Wood	4.5.06	49.0	11.0	47.9	7.7	33.5			
	2.5.02	37.8	7.0	56.6	-	36.4			
Cricket Green	4.5.06	37.4	29.9	53.1	17.1	-			
	2.5.02	30.3	24.4	51.3	15.0	9.3			
Dundonald	4.5.06	45.5	41.1	20.7	20.2	18.0	IND		
	2.5.02	33.6	31.4	30.8	15.2	13.7	-		
Figge's Marsh	4.5.06	38.3	22.9	54.4	14.3	-	UKIP		
	2.5.02	28.6	23.1	51.4	16.8	8.7	8.4		
Graveney	4.5.06	37.3	24.7	54.7	20.7	-			
	2.5.02	29.6	20.2	55.6	15.5	8.6			
Hillside	4.5.06	36.2	53.3	13.7	15.8	13.7	UKIP		
	2.5.02	30.2	49.7	20.4	18.1	11.8	3.5		
Lavender Fields	4.5.06	31.5	19.7	46.3	15.8	18.2			
	2.5.02	24.0	22.5	51.5	13.9	12.1			
Longthornton	4.5.06	47.5	34.2	47.9	11.4	-	PAA		
	2.5.02	35.8	36.8	44.2	11.5	7.5	6.6		
Lower Morden	4.5.06	43.3	62.3	23.5	14.3	-	UKIP		
	10.6.04	43.9	49.9	20.5	9.3	6.2	-		
	2.5.02	39.4	45.4	22.3	12.6	5.6	14.0		
Merton Park	4.5.06	48.9	32.7	9.4	8.0	-	RES	UKIP	
	2.5.02	41.8	25.5	13.1	-	7.0	46.0	3.9	
Pollards Hill	4.5.06	38.2	37.5	49.2	13.3	-			
	2.5.02	31.7	29.0	50.5	11.2	9.3			
Ravensbury	4.5.06	44.3	31.5	39.5	13.6	-	BNP	UKIP	
	6.3.03	33.7	43.1	46.4	-	5.1	15.4	-	
	2.5.02	29.0	27.3	45.5	17.0	10.2	-	5.3	
Raynes Park	4.5.06	42.2	55.1	15.3	16.0	13.6			
	2.5.02	38.5	47.8	16.3	29.1	6.8			
St Helier	4.5.06	46.7	23.7	33.7	11.4	-	BNP	IND	UKIP
	2.5.02	32.5	21.6	38.0	13.4	7.7	15.9	15.4	-
Trinity	4.5.06	41.0	52.2	30.2	17.6	-			
	2.5.02	33.1	38.8	36.4	14.2	10.5			
Village	4.5.06	47.5	81.8	7.9	10.3	-			
	2.5.02	37.8	68.7	12.8	11.6	6.9			
West Barnes	4.5.06	49.8	44.1	12.5	38.0	-	PAA		
	2.5.02	40.1	43.8	15.7	35.6	4.8	5.4		
Wimbledon Park	4.5.06	41.7	59.8	21.1	19.1	-	RES		
	2.5.02	40.6	36.4	23.6	8.7	5.1	-		

Results

Abbey

3 CON gains from LAB

Neil Mills, Diane K.	CON	1,297
Hanson, Marc C.	CON	1,282
Nelless, Henry R.L.	CON	1,214
Assinen, Susan	LAB	1,147
Brunt, Michael	LAB	1,087
Attawar, Laxmi	LAB	1,074
Barry, Pauline M.	LD	566
Houlihan, John P.	LD	470
Walsh, Benjamin S.	GRE	443
Willis, David I.	LD	412

Cannon Hill

Brierly, William P.	CON	1,778
Shears, Deborah J.	CON	1,748
Lewis-Lavender, Brian E.	CON	1,681
Houghton, Christopher J.	LAB	814
Macauley, Henry P.	LAB	812
Rahman, Motiur M.	LAB	678
O'Herlihy Nixon, Mary	LD	450
Menezes, Nelson	LD	423
Oxford, Christopher A.	LD	416
Fitzgerald, Michael A.	PAA	383

Colliers Wood

Draper, Nicholas	LAB	1,713
Knight, Sheila	LAB	1,625
Reynolds, George	LAB	1,577
Walsh, Thomas J.	GRE	1,222
Shingleton, Rebecca M.	GRE	1,152
Bence, Richard L.	GRE	1,068
Beard, Philip J.B.	CON	398
Cooper, Olivia H.	CON	374
Byrne, Eugene	CON	353
McKenna, James	LD	262

Cricket Green

Munn, Thomas I.	LAB	1,442
Makin, Russell J.	LAB	1,377
Saunders, Judith C.	LAB	1,361
Day, Frederick G.	CON	875
McAlister, Sarah J.B.	CON	767
Staff, Liam J.	CON	709
Pizey, Nicholas	LD	448

Dundonald

1 CON gain from LAB

Edge, Corinna M.	CON	1,328
March, Denise V.	CON	1,295
Edge, David C.	CON	1,278
Armstrong, Kirsty S.	LD	740
Anderson, Selkirk C.	LAB	664
Daughters, Elizabeth	LAB	664
Fairclough, Anthony J.	LD	648
Busbridge, Wayne	LAB	640
Bezkorowajny, David	GRE	601
Young, Jennifer H.	GRE	536
Falconer, Andrew G.	LD	525

Figge's Marsh

Judge, Andrew J.	LAB	1,549
Akyigyina, Agatha M.	LAB	1,512
Stanford, Geraldine P.	LAB	1,437
Southcott, Gordon J.	CON	642
Telford, John	CON	635
Thomas, Jenny T.	CON	615
Patton, Eliane	LD	395
Mills, Graham W.	UKIP	232

Graveney

Kirby, Linda C.	LAB	1,505
Dehaney, Lyn H.	LAB	1,500
Udeh, Gregory P.	LAB	1,233
Gunn, Jeffrey A.	CON	675
Hayles, June M.	CON	646
Pritchard, Gary M.	CON	590
Fletcher, Benedict	LD	534

Hillside

Bruce, Jeremy L.	CON	1,400
Williams, David T.	CON	1,353
Simpson, David W.	CON	1,348
Boyd, Juliet D.	LD	439
Pyke-Lees, Joan W.	LD	401
Bickerstaff, Christine M.	LAB	396
Burall, Simon C.	LD	375
Robins, Nicholas V.J.	GRE	351
McGinity, Peter D.	LAB	346
Bi, Farmida	LAB	314
Stewart, James	UKIP	89

Lavender Fields

Betteridge, Mark	LAB	1,142
Allison, Mark G.	LAB	1,131
Macauley, Edith J.	LAB	1,050
Macdonald, Stewart	CON	520
Lazur, Thomas J.	CON	449
Macpherson, Christina S.	CON	447
Dees, Michael J.	GRE	435
Holloway, Jonathan	LD	377

Longthornton

Austin, Stephen G.	LAB	1,687
Chung, David A.	LAB	1,651
Veale, Leighton	LAB	1,454
Jenkins, Charles R.	CON	1,170
Newton, Sarah L.	CON	1,136
Lenon, Philip H.	CON	1,113
Lee, Celia J.	LD	381
Kay-Kreizman, David R.	PAA	219

Lower Morden

Groves, Maurice H.	CON	1,809
Wilson, Ronald W.	CON	1,781
Mansfield, Barbara J.	CON	1,664
Daniels, Terence J.	LAB	711
Inger, Mark A.	LAB	682
McNicol, Michelle	LAB	587
Akbar, Lina	LD	402

Merton Park

Forbes, Karin E.	IRE	1,626
Southgate, Peter W.	IRE	1,619
Williams, Christina T.	IRE	1,570
Hooberman, Simon M.	CON	1,159
Manara, Simon	CON	1,139
Richardson, John E.	CON	1,122
Nichols, Richard J.	LAB	370
Linkson, Carl	LAB	318
Ostrowski, Christopher M.	LAB	299
Camplin, Maximilian A.	LD	278
Mills, Andrew T.	UKIP	136

Pollards Hill

Whelton, Martin J.	LAB	1,351
Squires-Jamison, Zenia R.	LAB	1,321
Williams, Richard J.	LAB	1,223
Abrahams, Steven L.	CON	1,096
Hilton, Richard A.	CON	962
Tindle, Raymond P.	CON	915
Dysart, Iain	LD	351

Ravensbury

Alambritis, Stephen	LAB	1,311
Jones, Philip M.	LAB	1,276
McCabe, Peter J.	LAB	1,204
Cheetham, Thomas R.	CON	1,106
Groves, Margaret	CON	1,010
Roberts, Adrian K.J.	CON	905
Clarke, David R.	BNP	493
Jennings, Violet	LD	436

Raynes Park

Brierly, Margaret A.	CON	1,745
Scott, Linda A.	CON	1,682
Scott, Roderick F.	CON	1,640
Barnes, Julie F.	LD	578
Spence, Stephen B.	LAB	501
Paul, Brian	LAB	489
Eglington, Christopher	LD	462
Malik, Nazir A.	LD	430
Dosunmu, Gladstone	LAB	420
Wyatt-King, Emma J.G.	GRE	418

St Helier

Martin, Maxi	LAB	1,347
Pearce, Dennis	LAB	1,274
Lewis, Patricia	LAB	1,196
McLaughlin, Christopher W.	CON	974
Shellhorn, David A.	CON	931
van Ingen, Alexander C.	CON	778
Clarke, John J.	BNP	599
Spacey, Michael A.	IND	583
Irvine, Alastair C.	LD	430

Trinity

1 CON gain from LAB

Dean, David T.	CON	1,454
Miller, Krystal L.	CON	1,444
Withey, Simon J.	CON	1,366
Coles, Andrew N.	LAB	914
Magee, Christopher	LAB	798
Rizvi, Syed M.I.	LAB	757
Harlow, Sally A.	LD	498
Gilhooley, Simon	LD	497
Tibbetts, Richard	LD	442

Village

George, Samantha L.	CON	2,426
Bowcott, John M.	CON	2,414
Chellew, Richard	CON	2,358
Blanchard, Anne B.	LD	357
Glasgow, Claire E.	LD	285
Bottriell, William F.	LAB	279
Harding, Andrew R.	LD	264
Taylor, Richard C.H.	LAB	216
Ohri, Anil K.	LAB	203

West Barnes

Lewis-Lavender, Gillian V.	CON	1,578
Caldara, Angela J.	CON	1,517
Warne, Jonathan C.McD.	CON	1,453
Jeanes, Mary-Jane	LD	1,373
Herd, Helen J.	LD	1,317
Taylor, Peter C.	LD	1,226
Anderson, Torbjorn	LAB	458
Connellan, Daniel F.	LAB	447
Searle, Thomas E.	LAB	386
Smith, Geoffrey N.	PAA	186

Wimbledon Park

Moulton, Oonagh J.	CON	1,683
Kerin, Stephen T.	CON	1,682
Ahmad, Tariq M.	CON	1,650
Goodman, Michael	LAB	618
Mendes, Tony P.	LAB	603
Carter, Helen M.	LD	597
Ahmed, Masood	LAB	551
Furse, Edward N.	LD	510
Ladmore, Richard J.	LD	498

By-elections**Ravensbury**

6 March 2003

No change

Alambritis, Stephen	LAB	1,014
Mansfield, Barbara J.	CON	942
Roberts, Adrian K.J.	UKIP	116
Evans, Richard M.	GRE	112

*Resignation of Giles, Tony (LAB)***Lower Morden**

10 June 2004

No change

Wilson, Ronald W.	CON	1,401
Daniels, Terence J.	LAB	576
Roberts, Adrian K.J.	UKIP	392
Akbar, Lina	LD	262
Barrow, Giles T.	GRE	175

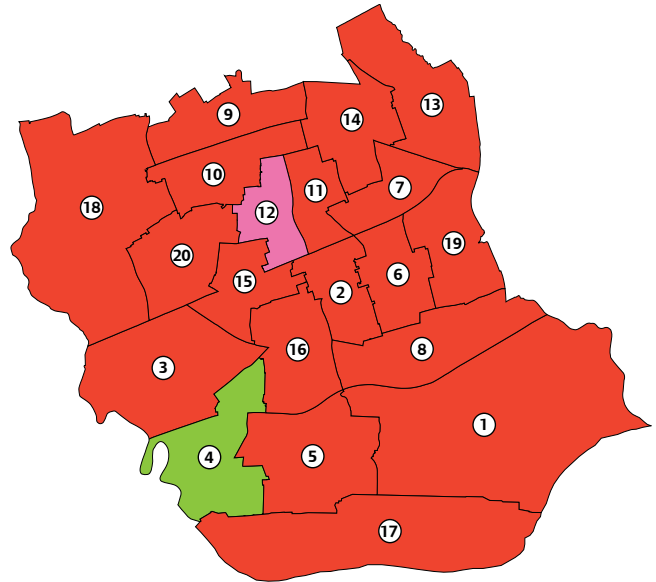
Resignation of Mutch, Leslie D. (CON)

Newham

Labour administration

1 Beckton	11 Green Street East
2 Boleyn	12 Green Street West
3 Canning Town North	13 Little Ilford
4 Canning Town South	14 Manor Park
5 Custom House	15 Plaistow North
6 East Ham Central	16 Plaistow South
7 East Ham North	17 Royal Docks
8 East Ham South	18 Stratford and New Town
9 Forest Gate North	19 Wall End
10 Forest Gate South	20 West Ham

An index of party codes and a legend for the borough maps can be found on page xxxii.



State of the parties, 1964-06

	CON	LAB	LD	other	total
4.5.06	-	54	-	6	60
2.5.02	-	59	-	1	60
7.5.98	-	60	-	-	60
5.5.94	-	59	1	-	60
3.5.90	2	57	1	-	60
8.5.86	-	60	-	-	60
6.5.82	-	54	6	-	60
4.5.78	-	57	-	3	60
4.5.74	-	51	-	9	60
13.5.71	-	53	-	7	60
9.5.68	6	30	3	21	60
7.5.64	-	50	-	10	60

% share of the poll, 1964-06

	% poll	CON	LAB	LD	other
4.5.06	34.6	13.6	41.9	2.9	41.7
2.5.02	27.0	20.2	48.3	4.1	27.5
7.5.98	28.4	17.1	56.0	8.1	18.8
5.5.94	37.6	20.1	56.6	11.5	11.9
3.5.90	36.5	24.0	55.5	7.4	13.1
8.5.86	34.9	18.0	58.5	21.0	2.5
6.5.82	31.4	10.7	54.8	28.9	5.6
4.5.78	31.1	18.0	62.5	-	19.5
4.5.74	22.5	9.3	63.5	4.4	22.8
13.5.71	29.4	8.1	66.0	2.7	23.3
9.5.68	25.1	17.2	40.5	6.3	36.0
7.5.64	27.9	6.1	61.6	15.4	16.9

Changes 2002-06

	CON	LAB	LD	other	total
Old council 06	1	54	-	3	58
Vacancies	-	2	-	-	2
By-elections	-	-	-	-	-
Allegiance changes	+1	-3	-	+2	-
New council 02	-	59	-	1	60

General statistics

		Newham	London
May 2006	Electorate	187,702	5,340,657
May 2002	Electorate	157,504	5,209,247
Mid 2006 (GLA)	Resident population aged 18 and over	190,200	5,841,600
Mid 2002 (ONS)	Resident population aged 18 and over	180,700	5,750,200
2005/6	estimated % unemployed	10.3	7.7
2001/2	estimated % unemployed	11.5	6.6
April 2006	Band 'D' council tax	£1,163	£1,214
April 2002	Band 'D' council tax	£885	£895

% share of the poll

	Date	%poll	CON	LAB	LD	GRE	others				
Beckton	4.5.06	26.6	22.9	47.8	-	-	BNP	CPA	R		
	2.5.02	21.3	16.4	42.9	17.4	13.0	-	12.3	17.0	-	
Boleyn	4.5.06	37.8	13.9	45.2	-	-	CPA	R			
	2.5.02	27.5	22.3	47.1	-	19.5	8.9	31.9	-		
Canning Town North	4.5.06	27.5	14.0	55.3	-	-	BNP	CPA	IND	R SLAB	
	2.5.02	22.8	-	37.8	-	18.3	-	18.8	-	11.8	-
Canning Town South	4.5.06	32.8	10.5	33.8	-	-	CPA	R			
	2.5.02	26.2	-	54.3	-	-	48.0	7.7	-		
Custom House	4.5.06	28.8	12.3	48.1	-	-	29.0	10.6			
	2.5.02	20.3	27.1	45.7	-	13.9	13.3	-			
East Ham Central	4.5.06	38.3	13.8	48.7	-	-	8.6	28.9			
	2.5.02	29.4	23.3	59.0	-	17.7	-	-			
East Ham North	4.5.06	45.2	15.1	44.0	-	5.2	CPA	IND	R SA		
	2.5.02	34.6	25.6	36.7	8.9	7.2	32.4	-	3.3	-	-
East Ham South	4.5.06	33.9	14.1	38.9	6.4	8.7	CPA	IND	NIA	R	
	2.5.02	24.5	26.7	50.3	-	-	8.4	10.1	-	13.5	-
Forest Gate North	4.5.06	35.3	12.3	41.5	-	16.1	CPA	R	SA	UKIP	
	2.5.02	26.5	12.5	46.5	-	22.7	10.9	19.1	-	-	-
Forest Gate South	4.5.06	35.6	10.7	36.4	-	11.7	CPA	R	SA		
	2.5.02	26.5	14.5	52.6	20.6	-	8.0	33.2	-	12.4	
Green Street East	4.5.06	40.1	9.0	42.2	6.9	7.4	CPA	IND	R		
	2.5.02	32.2	23.4	51.6	-	12.5	6.4	-	28.2	-	
Green Street West	4.5.06	43.9	6.1	34.6	5.7	5.1	3.3	4.1	41.1		
	2.5.02	31.5	30.7	55.5	-	13.8	-	-	-		
Little Ilford	4.5.06	34.9	16.2	36.0	10.3	5.9	BPP	CPA	R		
	2.5.02	26.8	38.7	49.4	-	11.9	3.5	7.2	20.9	-	
Manor Park	4.5.06	36.2	16.0	39.3	-	13.3	CPA	R			
	2.5.02	34.2	36.7	46.2	-	17.1	4.9	26.5			
Plaistow North	4.5.06	35.4	12.9	40.6	-	-	CPA	IND	R		
	2.5.02	27.0	13.3	49.8	-	15.2	11.1	3.3	32.0	-	
Plaistow South	4.5.06	31.9	12.9	42.7	11.7	6.1	CPA	NIA	R		
	2.5.02	25.0	14.6	49.9	14.2	15.0	9.8	-	16.9	-	
Royal Docks	4.5.06	27.2	32.2	47.2	-	-	BNP	CPA	IND	R	
	2.5.02	19.7	16.4	38.4	-	-	-	10.9	-	9.7	-
Stratford and New Town	4.5.06	27.8	10.6	44.7	-	15.1	CPA	R			
	2.5.02	23.0	16.5	53.1	-	19.9	9.2	20.4			
Wall End	4.5.06	40.1	18.3	41.1	-	5.3	CPA	IND	NIA	R SA	
	2.5.02	34.0	15.4	54.2	-	9.5	8.6	6.8	-	20.0	-

% share of the poll

	Date	%poll	CON	LAB	LD	GRE	others	
West Ham	4.5.06	30.8	10.4	40.6	12.1	10.6	CPA 9.6	R 16.7
West Ham	2.5.02	24.1	19.0	43.8	18.4	18.8	–	–

Results**Beckton**

Kellaway, Alec J.	LAB	1,188
Bowden, Christine H.	LAB	1,187
Chowdhury, Ayesha	LAB	1,130
Choudhury, Reza	CON	627
Clark, Paul	CON	593
Salik, Rashid	CON	455
Siddiquah, Aisha	R	448
Rahman, Tipu	R	413
Haq, Mubin	R	386
Donaldson, Lynn D.	CPA	369
Yasin, Jason	CPA	230

Boleyn

Leitch, June E.D.	LAB	1,627
Mirza, Riaz A.	LAB	1,547
Shillingford, Pearson J.	LAB	1,512
Molla, Moshiur	R	1,219
Davies, Edward J.	R	1,082
Khawaja, Omar	R	1,007
Choudhury, Aminur R.	CON	528
Iqbal, Ahmed	CON	484
Irtwange, Rose	CON	426
Bamber, David J.	CPA	308

Canning Town North

Collier, Marie S.	LAB	1,443
Schafer, Paul W.L.	LAB	1,310
Furness, Clive W.	LAB	1,232
Burnett, Sydney J.	CPA	524
Jackson, John	CPA	507
Miah, Mohammed A.	CON	373
Islam, Nazrul	CON	345
Khan, Pervaiz, A.	CPA	326
Farah, Mohamed A.	R	313
Mohammed, Sayed H.	R	311
Nwoye, Felicia A.	CON	293
Prasad, Yuri R.	R	225

Canning Town South

2 CPA gains from LAB

Craig, Alan	CPA	1,536
Stafford, Denise	CPA	1,170
Ademolake, Simeon A.	CPA	1,091
Collier, Bryan	LAB	927
Griffiths, Alan	LAB	887
Sussex, Julie A.	LAB	855
Buckwell, Christopher B.	CON	332
Abdullah, Abul K.M.	CON	306
Hassan, Khadija	R	225
Ceesay, Bakary	CON	193
Rob, Mohammed A.	R	193
Hamilton, Berlyne	R	192

Custom House

Holland, Patricia M.	LAB	1,289
Butler, James	LAB	1,165
McAuley, Conor M.	LAB	1,008
Appiah, Beatrice	CPA	734
Williamson, Malcolm	CPA	685
Conquest, Thomas	CPA	671
Machin, Adrian T.	CON	328
Chinn, Bahri J.	CON	298
Gani, Abdul Q.	R	295
Hindocho, Navnit R.	CON	262
Davis, Kevin P.	R	254
Razuki, Ghada	R	215

East Ham Central

Skyers, Mary M.	LAB	1,821
Corbett, Ian K.	LAB	1,757
Desai, Unmesh	LAB	1,720
Nakhuda, Mohammed I.	R	1,090
Khaliq, Fazan	R	1,086
Hullen, Charanjeet	R	961
Basith, Tufail T.	CON	535
Hussain, Sadir N.	CON	524
Miah, Sadeque	CON	446
Bhatty, Harold	CPA	310

East Ham North

Sathianesan, Paul D.	LAB	1,939
Marway, Sukhdev S.	LAB	1,760
Sheekey, Patricia L.	LAB	1,718
Ahmed, Ashfaq	R	1,390
Khawaja, Mohammad	R	1,308
Ruiz, Sarah J.	R	1,299
Akram, Mohammed	CON	685
Hussain, Chaudhry S.	CON	593
Benoy, Gopinathan	CON	589
Yarnell, Shana	GRE	212
Kpikpi, Emmanuel Y.	CPA	136

East Ham South

Jenkins, Kevin J.	LAB	1,569
Peppiatt, Quintin B.	LAB	1,453
Shah, Lakmini S.	LAB	1,224
Choudhury, Rezia B.	CON	588
Ajmal Ali, Raheela	R	556
Haque, Enamul	CON	501
Uddin, Riaz	R	465
Finlayson, Roderick	R	450
Islam, Muhammed A.U.	CON	449
Jones, Frederick C.	IND	367
McIlveen, Keith	GRE	316
Otti, Kwame	CPA	305
Kayum, Abdul	LD	241
Hussain, Anwar	LD	223

Forest Gate North

Brickell, Paul M.	LAB	1,678
Nicholas, Michael A.	LAB	1,552
Ahmad, Shama S.M.	LAB	1,443
Ahmad, Muhammed Z.	R	757
Mustak, Imran	R	720
Williams, April	R	673
Lithgow, Jane A.	GRE	603
Burns, Jacqueline M.	CON	517
Meaby, Charles R.P.G.	CON	454
Maze, Brian I.	CON	418
Williamson, Stephen C.	CPA	409

Forest Gate South

Garfield, Judith A.N.	LAB	1,410
Vaughan, Winston T.	LAB	1,408
Chaudhary, Akbar A.	LAB	1,384
Patel, Salim	R	1,296
Shaw, Simon J.	R	1,285
Jalil, Zenib	R	1,250
Hedges, Adrian J.	GRE	450
Roberts, Barry W.	CON	430
Eveleigh, David M.	CON	425
Wahid, Ikram	CON	380
Eade, Reginald L.	CPA	308

Green Street East

Rahman, Rohima	LAB	1,869
Mahmood, Sharaf	LAB	1,815
Shakoor, Abdul	LAB	1,716
Jafar, Abdurahman A.	R	1,260
Mian, Abdul K.	R	1,180
Corr, Kevin F.	R	1,168
Ahmed, Shamim	CON	452
Noor Choudhury, Mohammed A.	CON	393
Kingston, Abigail L.	GRE	316
Jalal, Kaisar U.	CON	311
Choudhury, Mahbub	LD	294
Weekes, Nigel L.	CPA	272

Green Street West

LAB	loss	R	gain
Karim, Asif		R	1,829
Sheikh, Abdul K.		R	1,784
Abdulmuhit, Hanif		R	1,751
Talati, Rustam H.		LAB	1,585
Virdee, Harvinder S.		LAB	1,511
Chadha, Nirmal K.		LAB	1,422
Paice, Phyllis E.		CON	300
Choudhury, Shamimara		LD	264
Meaby, Khatija S.		CON	256
Chowdhury, Emran		LD	235
Hashmi, Zubaida N.		CON	235
Forse, Mary E.		GRE	223
Mohshin, Abdul		IND	180
Awolowo, Alessandra		CPA	144

Little Ilford

Corbett, Josephine H.	LAB	1,387
Baikie, Andrew R.E.	LAB	1,351
Kazi, Khalil	LAB	1,261
Rehman, Sajid	R	815
Palmer, Rebecca	R	809
Ahmed, Amahbub	CON	732
Shahbaz, Summer	R	699
Hussain, Fatema P.	CON	555
Aurongozeb, Alizaman	CON	509
Watson, Trevor	LD	382
Gardner, Reginald	CPA	266
Kani, Mehmet	GRE	218
Anjum, Mohammad T.	BPP	129

Manor Park

Scoresby, Kay D.	LAB	1,491
Singh, Amarjit	LAB	1,457
Ali, Ayub K.	LAB	1,402
Saleem, Sana	R	1,032
Misbah, Muhammad A.	R	1,007
Taylor, Lane A.P.	R	890
Ahmed, Rashid	CON	651
Choudhury, Reza A.S.	CON	634
Robinson, Mary E.	GRE	490
Law, Michael	CON	484
Khan, Ursuline A.	CPA	179

Plaistow North

Ali, Zulfiqar	LAB	1,328
Knott, Jonathan	LAB	1,306
Laguda, Joy H.	LAB	1,193
Hussain, Forhad	R	1,117
Harif, Nazir A.	R	1,007
Kamali, Sabia B.	R	893
Smith, Leslie A.	CON	424
Sutton, Lisa C.	CON	408
Prosper, Shantelle T.	CON	380
Johnston, Terence L.	CPA	350
Kuku, Daudu I.	IND	104

Plaistow South

Jones, Maureen	LAB	1,411
Wilson, Neil J.	LAB	1,410
Lane, Graham J.	LAB	1,386
Chowdhury, Mohammed A.	R	588
Ahmed, Rezwan	R	575
Jennings, Katherine M.	R	498
Choudhury, Faruk A.	LD	487
Sutton, Damian P.J.	CON	458
Postles, Graham E.	CON	445
Bagga, Shiv K.	CON	366
Mahoney, Patricia M.	LD	349
Asibey, Osei	CPA	321
Moore, Jamieson W.	LD	318
Scrase, Richard J.	GRE	201

Royal Docks

McAlmont, Anthony B.	LAB	770
Murphy, Patrick J.A.	LAB	757
Tucker, Simon P.	LAB	756
Francis, Julian	CON	522
Mendes, Michelle G.	CON	520
Pearce, Neil W.R.	CON	514
Perry, William F.	CPA	202
Jobson, Paul M.	CPA	190
Allchin, Michael D.	R	161
Ovenden, Kevin	R	156
Pai, Hsaio H.	R	152
Stafford, Benjamin	CPA	136

Stratford and New Town

Griffin, David A.	LAB	1,399
Williams, Regina T.	LAB	1,380
Crawford, Richard J.	LAB	1,371
Zada, Chorwar	R	663
Webb, Robert	R	631
Bux, Mohammad M.	R	605
Cox, Jonathan	GRE	467
Postles, Barbara M.	CON	358
Hennessy, Armyn	CON	316
Gradosielska, Alexandra D.	CON	314
Mojeed, Abayomi	CPA	285

Wall End

Gangadharan, Omanakutty	LAB	1,858
Sparrowhawk, Edward H.	LAB	1,548
Hudson, Lester T.	LAB	1,538
Rajkumar, Gnanasegeram M.	CON	877
Rauf, Abdul	R	832
Patel, Hanif M.	R	795
Mahboob Ahsan, Mohamed F.	R	784
Indrakumar, Ratnarajeswari	CON	766
Munem, Mohammed A.	CON	561
Pirapaharan, Arunasalam	IND	416
Williamson, Shirley	CPA	344
Osmani, Saif U.	GRE	211
Ifediora, Nnamdi	IND	127

West Ham

Bourne, Freda A.	LAB	1,400
Manley, Ronald N.G.	LAB	1,346
Harris, Megan	LAB	1,295
Rahim, Abdul	R	573
Evans, Kevin	R	550
Sheikh, Mohammed A.N.	R	544
King, Roy J.	CON	418
Chater, Kathleen A.	LD	402
Child, Josephine M.	CON	379
Regan, Paul E.	GRE	353
Williamson, Andrew D.	CPA	319
Gradosielska, Danuta A.	CON	234

By-elections

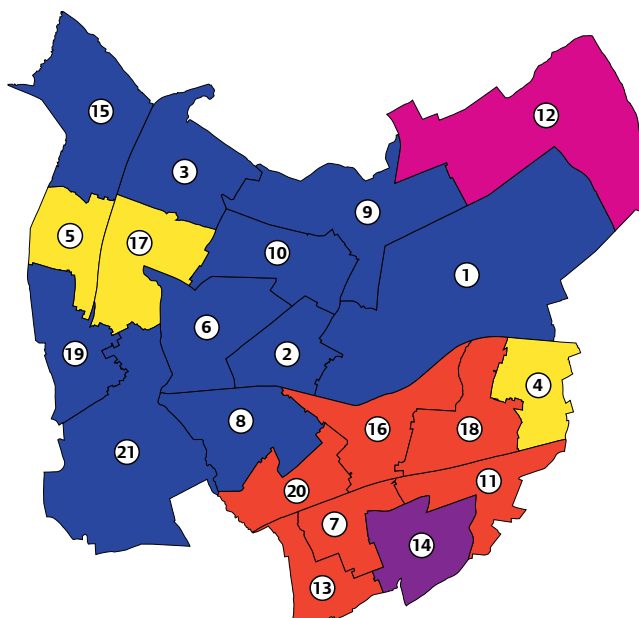
There were no by-elections in Newham

Redbridge

Conservative administration

- | | |
|----------------|----------------|
| 1 Aldborough | 12 Hainault |
| 2 Barkingside | 13 Loxford |
| 3 Bridge | 14 Mayfield |
| 4 Chadwell | 15 Monkhamms |
| 5 Church End | 16 Newbury |
| 6 Clayhall | 17 Roding |
| 7 Clementswood | 18 Seven Kings |
| 8 Cranbrook | 19 Snaresbrook |
| 9 Fairlop | 20 Valentines |
| 10 Fullwell | 21 Wanstead |
| 11 Goodmayes | |

An index of party codes and a legend for the borough maps can be found on page xxxii.



State of the parties, 1964-06

	CON	LAB	LD	other	total
4.5.06	34	19	9	1	63
2.5.02	33	21	9	-	63
7.5.98	23	30	9	-	62
5.5.94	24	29	9	-	62
3.5.90	42	18	3	-	63
8.5.86	45	17	1	-	63
6.5.82	51	12	-	-	63
4.5.78	50	13	-	-	63
4.5.74	45	15	-	-	60
13.5.71	42	18	-	-	60
9.5.68	55	5	-	-	60
7.5.64	45	15	-	-	60

% share of the poll, 1964-06

	% poll	CON	LAB	LD	other
4.5.06	38.4	39.5	29.3	19.2	12.1
2.5.02	34.3	42.1	33.9	18.9	5.1
7.5.98	35.7	38.2	40.9	19.5	1.4
5.5.94	49.3	38.2	39.2	21.5	1.1
3.5.90	48.5	44.0	34.5	11.1	10.3
8.5.86	43.9	47.0	31.6	20.3	1.2
6.5.82	44.6	56.8	23.8	19.3	0.2
4.5.78	43.2	61.2	31.1	6.9	0.8
4.5.74	36.1	51.0	32.8	15.9	0.3
13.5.71	35.5	48.9	39.6	6.9	4.6
9.5.68	35.7	67.5	16.4	11.7	4.4
7.5.64	38.9	46.4	27.1	23.4	3.1

Changes 2002-06

	CON	LAB	LD	other	total
Old council 06	33	19	10	1	63
Vacancies	-	-	-	-	-
By-elections	+1	-1	-	-	-
Allegiance changes	-1	-1	+1	+1	-
New council 02	33	21	9	-	63

General statistics

		Redbridge	London
May 2006	Electorate	186,977	5,340,657
May 2002	Electorate	180,860	5,209,247
Mid 2006 (GLA)	Resident population aged 18 and over	188,800	5,841,600
Mid 2002 (ONS)	Resident population aged 18 and over	185,100	5,750,200
2005/6	estimated % unemployed	6.6	7.7
2001/2	estimated % unemployed	5.8	6.6
April 2006	Band 'D' council tax	£1,267	£1,214
April 2002	Band 'D' council tax	£930	£895

% share of the poll

	Date	%poll	CON	LAB	LD	GRE	others		
Aldborough	4.5.06	39.5	48.1	32.8	10.1	9.0			
	2.5.02	37.0	44.6	39.0	8.6	7.8			
Barkingside	4.5.06	41.2	58.5	29.8	11.7	-	BNP	CPA	IND
	<i>10.4.03</i>	35.2	48.9	32.8	11.3	-	3.9	1.9	1.3
	2.5.02	39.4	55.9	33.0	11.1	-	-	-	-
Bridge	4.5.06	35.0	53.3	17.9	15.3	13.5			
	2.5.02	31.4	54.4	29.9	15.7	-			
Chadwell	4.5.06	38.4	24.0	20.7	37.4	-	BNP	17.9	
	2.5.02	31.4	31.2	17.9	50.9	-	-		
Church End	4.5.06	42.7	25.0	8.9	56.5	9.6			
	2.5.02	32.9	30.6	13.3	56.1	-			
Clayhall	4.5.06	43.2	57.0	30.1	12.9	-			
	2.5.02	36.3	57.9	33.6	8.5	-			
Clementswood	4.5.06	30.4	18.5	54.6	10.7	5.1	BPP	11.0	
	2.5.02	30.1	31.9	53.1	7.5	7.6	-		
Cranbrook	4.5.06	38.8	51.6	32.0	16.4	-			
	2.5.02	36.8	49.6	39.8	10.6	-			
Fairlop	4.5.06	37.4	49.1	18.5	11.9	-	BNP	20.5	
	2.5.02	33.1	57.4	29.8	12.8	-	-		
Fullwell	4.5.06	38.3	50.8	18.8	10.9	10.5	UKIP	9.1	
	2.5.02	35.6	56.2	23.3	11.5	-	9.0		
Goodmayes	4.5.06	35.8	22.2	48.3	29.5	-			
	2.5.02	30.5	20.9	47.2	31.9	-			
Hainault	4.5.06	38.3	31.6	23.9	11.9	-	BNP	32.7	
	2.5.02	31.8	32.5	27.8	16.6	-	23.2		
Loxford	4.5.06	30.7	15.5	60.9	14.6	-	BPP	9.1	
	2.5.02	30.2	33.7	55.5	10.8	-	-		
Mayfield	4.5.06	40.9	42.8	42.0	15.2	-			
	2.5.02	34.6	40.5	39.7	11.5	8.3			
Monkhams	4.5.06	43.1	66.2	9.7	24.1	-			
	2.5.02	38.0	61.2	10.8	27.9	-			
Newbury	4.5.06	38.3	33.4	42.6	13.1	10.9	CPA	-	
	<i>11.7.02</i>	30.0	45.7	47.2	-	-	7.2		
	2.5.02	32.5	33.8	53.0	13.2	-	-		
Roding	4.5.06	40.0	32.3	12.2	42.0	13.5	BNP	-	
	2.5.02	35.3	23.9	12.5	52.8	-	10.8		
Seven Kings	4.5.06	32.0	30.6	46.5	22.9	-			
	2.5.02	31.1	33.2	49.4	17.4	-			
Snaresbrook	4.5.06	43.9	44.6	28.4	12.6	14.4			
	2.5.02	41.0	43.2	37.5	9.5	9.8			
Valentines	4.5.06	35.8	19.5	28.4	15.4	10.5	BPP	CPA	IND
	<i>24.7.03</i>	29.8	37.5	37.2	15.7	3.2	-	6.4	-
	2.5.02	28.3	31.8	41.8	15.2	11.2	-	-	-

% share of the poll

	Date	%poll	CON	LAB	LD	GRE	others
Wanstead	4.5.06	45.0	42.2	26.1	12.4	19.3	
	2.5.02	42.5	45.3	32.6	11.1	11.0	

Results**Aldborough**

1 CON gain from LAB

Cole, Vanessa C.	CON	1,877
Clark, Ruth K	CON	1,804
Sladden, Loraine P.	CON	1,683
Coombes, John P.	LAB	1,391
Harris, Hedda M.	LAB	1,150
Epstein, Mark A.	LAB	1,118
Everest, Leslie M.	LD	424
Filtness, Leonard S.	LD	406
Marshall, Susanne C.	GRE	334
Seeff, Monique	LD	295

Chadwell

Staight, Gary P.	LD	1,406
Tyne, John C.	LD	1,266
Scott, Ralph J.	LD	1,244
Hearn, Simon A.	CON	889
Barden, Rosemary	CON	837
Aylen, Dennis J.	CON	781
Chowdhry, Shafiq W.	LAB	772
Elvin, Gerald	LAB	727
Egeh, Kenzi O.	LAB	669
Douglas, Jason P.	BNP	624

Barkingside

Borrott, Graham F.	CON	1,976
Prince, Keith A.	CON	1,963
Kissin, Ashley S.	CON	1,958
Hardy, Sam N.	LAB	1,036
Mustafa, Irfan	LAB	993
Mathews, Kezhakeadathu V.	LAB	975
Boyland, Florence M.	LD	402
Barmby, Joan O.	LD	389
Bradd, Christina	LD	385

Church End

Hoskins, Richard H.	LD	1,978
Cleaver, Hugh R.	LD	1,912
Sinclair, Nicola J.	LD	1,798
Dunn, Mark R.H.	CON	936
Colman, Nigel J.	CON	815
Ebrahimkhan, Marie L.	CON	770
Brewer, Beverley L.	LAB	350
Reynolds, Theresa M.	GRE	323
Emmett, Royston F.	LAB	295
Rashid, Taifur	LAB	248

Bridge

Fairley-Churchill, John W.	CON	1,665
Leal, James	CON	1,617
Turbeffield, Robin A.	CON	1,521
Culpin, Lucinda	LAB	598
McKellar, Neil	LAB	510
Chew, Martin D.	LAB	507
Yeoman, Angela E.	LD	490
Taylor, Valerie	LD	464
Diamond, Andrew S.	LD	422
Reynolds, David I.	GRE	404

Clayhall

Weinberg, Alan E.	CON	2,133
Barden, Ronald I.	CON	2,055
Cole, Robert A.	CON	2,055
Jeyaranjan, Thavathuray	LAB	1,205
Bhamra, Gurdial S.	LAB	1,093
Joshi, Kumud	LAB	994
Gable, Sonia K.E.	LD	526
Robertson, Barbara J.	LD	455
House, Gary	LD	431

Clementswood

Green, Simon	LAB	1,424
Noor, Faiz A.	LAB	1,404
Mahal, Rajwant K.	LAB	1,298
Dunkley, George E.	CON	477
Wilson, Barbara M.	CON	462
Martin, Christopher P.	CON	459
Hussain, Azhar	BPP	315
Budd, James E.	LD	307
Rana, Kashif	BPP	275
Lake, Matthew E.	LD	269
Intikhab, Mohammed	BPP	244
Swallow, James M.	LD	232
Zurek, Jane D.	GRE	129

Cranbrook

Kumar, Ashok	CON	1,778
Elliman, Charles	CON	1,625
Monro, Gary I.	CON	1,500
Patel, Shushila	LAB	1,070
Singh, Satnam	LAB	1,013
Pahl, Surinder	LAB	961
Boulton, Robert K.	LD	551
Niaz, Muhammad A.	LD	514
Redshaw, Hazel E.	LD	495

Fairlop

Lambert, Brian R.	CON	1,695
Ryan, Joyce E.	CON	1,680
Corfield, Glenn C.	CON	1,564
Young, Anthony	BNP	689
Pearce, David J.	LAB	640
Pearce, Elizabeth A.	LAB	635
Walker, Andrew J.	LAB	582
Davies, Catherine M.	LD	470
Turner, Belinda R.	LD	413
Vargas, Josefa	LD	314

Fullwell

Candy, Ann E.	CON	1,885
Moth, Harold W.	CON	1,859
Hayes, Nicholas D.	CON	1,748
Sproit, Valerie	LAB	696
Stone, Christopher C.	LAB	681
Khan, Tanweer A.	LAB	652
Black, Dominic J.D.	LD	450
Mackie, Sarah J.	LD	404
Howe, Alan E.	GRE	379
Jones, Nicholas W.	UKIP	329
Peterson, Anne J.	LD	321

Goodmayes

Singh, Satnam	LAB	1,420
Sharma, Vinaya K.	LAB	1,392
Radford, David A.	LAB	1,362
Ejaz, Azfar	LD	938
Hogan, Timothy J.	LD	843
Dattani, Narendra	LD	774
Hughes, Pauline P.	CON	719
Madge, William C.	CON	625
Streeten, William E.	CON	574

Hainault

1 BNP gain from LAB

Leppert, Julian P.	BNP	1,150
Waite, Brian	CON	1,144
Griffin, Edward R.	CON	1,127
Leggatt, Arthur L.G.	CON	1,066
Newcombe, Richard W.	LAB	855
Leaf, Lawrence P.	LAB	837
Santos, Mark A.	LAB	828
Yeoman, Allan J.	LD	466
Black, Kathleen M.	LD	428
Ilett, Patricia J.	LD	358

Loxford

Javed, Muhammed	LAB	1,710
Maravala, Faredoon K.	LAB	1,608
Hughes, Julia A.	LAB	1,527
Qureshi, Ali M.	LD	464
Dunkley, Irene V.	CON	431
Moth, Sheila M.	CON	403
Hickey, Morris	CON	396
Smith, Margaret L.	LD	358
Hamlyn, Susan D.	LD	340
Nawaz, Jamshed	BPP	325
Ishtiaq, Mohammad	BPP	208
Riaz, Mohammad J.	BPP	188

Mayfield

Parkash, Ayodhiya	LAB	1,530
Whitehall, Robert W.	CON	1,505
Aaron, Mark	CON	1,495
Stephenson, Pamela	LAB	1,450
Hinds, Geoffrey D.	CON	1,390
White, Barbara F.	LAB	1,326
Chaudry, Ahsan-Ul-Haq	LD	549
Lake, Deborah	LD	524
Mann, Susan M.	LD	480

Monkhams

Huggett, Linda A.	CON	2,242
Stark, Michael J.	CON	2,208
O'Shea, James P	CON	2,188
Crook, Anne M.	LD	904
Cracknell, David L.	LD	797
Seeff, Geoffrey M.	LD	721
Watkins, Sheila H.	LAB	338
Joshi, Om K.	LAB	324
Mallach, Roger C.	LAB	308

Newbury

Sharma, Dev R.	LAB	1,753
Norman, Elaine	LAB	1,567
Turner, Kenneth M.	LAB	1,478
Patel, Surendra	CON	1,319
Downes, Timothy W.	CON	1,218
Huggett, Brian	CON	1,218
Mann, Colin R.	LD	529
Swallow, Ann	LD	514
Craayenstein, Mogamat R.	LD	435
Randall, Timothy S.	GRE	408

Roding

Bond, Ian G.	LD	1,531
Banks, Felicity A.	LD	1,527
Islam, Farrukh J.	LD	1,163
Loffhagen, Anthony J.	CON	1,151
Levin, Martin	CON	1,136
Morgan, Samuel D.	CON	962
Stokes, Terence G.	GRE	453
Mallach, Anne J.	LAB	420
Tuffin, Mary E.	LAB	414
Wilkins, Richard L.	LAB	388

Seven Kings

Bellwood, Harold S.	LAB	1,390
Saund, Balvinder K.	LAB	1,297
Littlewood, Robert C.	LAB	1,239
Corfield, Beatrice	CON	951
Lenaghan, Anthony	CON	829
Nolan, Colm J.	CON	797
Ali, Ghazanfer	LD	687
Sharma, Ram S.	LD	635
Hutchines, Leslie P.	LD	610

Snaresbrook

Nolan, Suzanne M.	CON	1,843
Cummins, Christopher M. G.	CON	1,823
Goody, Peter R.	CON	1,764
Eglin, Gregor J.	LAB	1,223
Purewal, Jagdev S.	LAB	1,123
Voller, Rachel A.	LAB	1,117
Dreese, Alison M.	LD	600
Gunstock, Louise E.	GRE	584
Hunt, Claire F.	LD	476
Swallow, John P.	LD	454

Wanstead

Burgess, Allan C.	CON	1,946
Dunn, Michelle C.	CON	1,746
Chan, Tak L.	CON	1,617
Edelman, Jeffery	LAB	1,255
Hatfull, Ross J.	LAB	1,066
Segura, Nikolai	LAB	956
Gunstock, Ashley	GRE	810
Cornish, Alan F.	LD	528
Cornish, Janet M.	LD	526
Winborne, Pamela A.	LD	507

Valentines

Sharif, Nadia J.	LAB	1,185
Eyre, Linda A.	LAB	1,066
Tewari, Virendra K.	LAB	966
Kumar, Suresh	IND	863
Sharma, Darshan K.	CON	792
Rehman, Habib	CON	731
Sunger, Darshan S.	CON	692
Hogarth, George G.	LD	682
Hussain, Sheikh A.	LD	577
Siddiqi, Farrukh S.	LD	483
Durdle, Clive S.G.	GRE	398
Ali, Syed A.M.	BPP	142
Afzal, Mohammad N.	BPP	109

By-elections**Newbury***No change**11 July 2002*

Sharma, Dev R.	LAB	1,356
Patel, Surenda	CON	1,313
Hawkins, Juliet	CPA	206

*Disqualification of Sharma, Dev R. (LAB)***Barkingside***No change**10 April 2003*

Prince, Keith A.	CON	1,468
Rashid, Taifur	LAB	985
Lake, Matthew	LD	341
Leppert, Julian	BNP	116
Hargreaves, James	CPA	56
Levin, Martin	IND	39

*Death of Axon, Keith E. (CON)***Valentines***CON gain from LAB**24 July 2003*

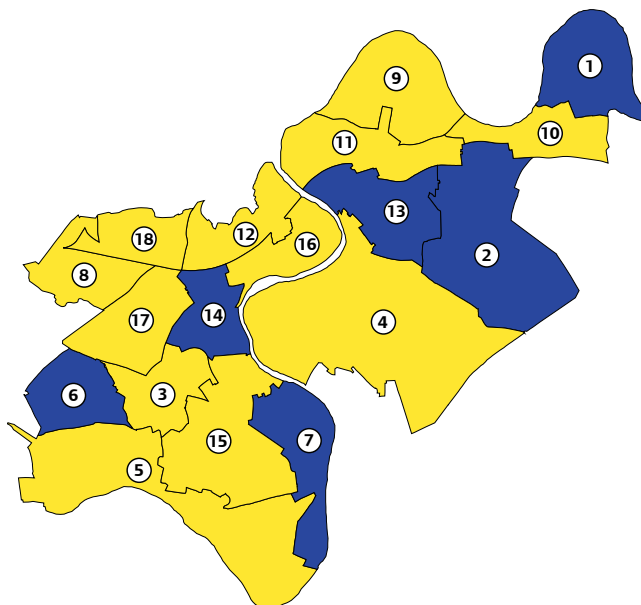
Kumar, Suresh	CON	1,006
Hilton, Lesley R.	LAB	997
Hogarth, George G.	LD	422
Hawkins, Juliet F.	CPA	171
Gunstock, Ashley	GRE	86

Death of Scottow, Gary D. (LAB)

Richmond upon Thames

Liberal Democrat administration

1 Barnes	11 North Richmond
2 East Sheen	12 St Margarets and North Twickenham
3 Fulwell and Hampton Hill	13 South Richmond
4 Ham, Petersham and Richmond Riverside	14 South Twickenham
5 Hampton	15 Teddington
6 Hampton North	16 Twickenham Riverside
7 Hampton Wick	17 West Twickenham
8 Heathfield	18 Whitton
9 Kew	
10 Mortlake and Barnes Common	



An index of party codes and a legend for the borough maps can be found on page xxxii.

State of the parties, 1964-06

	CON	LAB	LD	other	total
4.5.06	18	-	36	-	54
2.5.02	39	-	15	-	54
7.5.98	14	4	34	-	52
5.5.94	7	2	43	-	52
3.5.90	4	-	48	-	52
8.5.86	3	-	49	-	52
6.5.82	26	-	26	-	52
4.5.78	34	-	18	-	52
4.5.74	36	8	10	-	54
13.5.71	37	14	3	-	54
9.5.68	54	-	-	-	54
7.5.64	41	12	-	1	54

% share of the poll, 1964-06

	% poll	CON	LAB	LD	other
4.5.06	51.1	39.0	5.6	44.8	10.6
2.5.02	39.9	44.2	13.8	35.8	6.1
7.5.98	45.0	35.9	20.8	42.4	0.9
5.5.94	55.6	35.2	18.2	46.4	0.3
3.5.90	59.7	34.1	14.4	46.4	5.2
8.5.86	58.9	34.6	12.2	51.9	1.3
6.5.82	59.4	44.0	9.5	45.4	1.1
4.5.78	58.2	46.3	16.0	37.5	0.2
4.5.74	50.7	40.8	27.8	31.1	0.3
13.5.71	45.0	45.0	37.9	15.4	1.7
9.5.68	42.8	61.2	20.1	16.5	2.2
7.5.64	47.5	50.5	31.4	16.8	1.3

Changes 2002-06

	CON	LAB	LD	other	total
Old council 06	33	-	19	1	53
Vacancies	1	-	-	-	1
By-elections	-4	-	+4	-	-
Allegiance changes	-1	-	-	+1	-
New council 02	39	-	15	-	54

General statistics

		Richmond upon Thames	London
May 2006	Electorate	122,847	5,340,657
May 2002	Electorate	130,077	5,209,247
Mid 2006 (GLA)	Resident population aged 18 and over	142,000	5,841,600
Mid 2002 (ONS)	Resident population aged 18 and over	140,500	5,750,200
2005/6	estimated % unemployed	4.7	7.7
2001/2	estimated % unemployed	3.2	6.6
April 2006	Band 'D' council tax	£1,420	£1,214
April 2002	Band 'D' council tax	£1,097	£895

% share of the poll

	Date	%poll	CON	LAB	LD	GRE	others		
Barnes	4.5.06	53.8	52.2	4.0	43.9	-			
	2.5.02	41.1	51.5	7.5	41.0	-			
East Sheen	4.5.06	52.5	55.1	5.2	25.0	14.7			
	2.5.02	44.1	56.8	7.3	25.8	10.1			
Fulwell and Hampton Hill	4.5.06	50.5	27.8	6.0	53.9	12.4	IND		
	2.5.02	37.3	32.8	11.7	33.8	13.6	-		
Ham, Petersham and Richmond Riverside	4.5.06	52.1	30.5	4.4	51.6	8.9	IND	UKIP	
	2.5.02	41.4	32.5	8.3	47.5	-	-	4.6	
Hampton	4.5.06	51.7	42.5	4.6	53.0	-			
	7.10.04	41.9	38.6	3.5	57.9	-			
	2.5.02	41.7	51.0	10.4	38.6	-			
Hampton North	4.5.06	46.1	55.0	-	45.0	-			
	2.5.02	42.2	52.0	12.3	35.7	-			
Hampton Wick	4.5.06	47.3	51.6	7.0	24.8	16.6			
	2.5.02	39.9	53.2	9.9	24.0	12.9			
Heathfield	4.5.06	51.8	22.2	6.0	50.5	-	BNP	IND	
	2.5.02	36.5	41.5	12.4	46.1	-	15.3	6.0	
Kew	4.5.06	56.6	37.8	4.3	47.8	10.1			
	18.12.03	46.6	39.3	2.7	54.7	3.3			
	2.5.02	43.5	45.0	11.2	43.8	-			
Mortlake and Barnes Common	4.5.06	51.7	46.1	5.7	48.2	-			
	7.8.03	30.3	44.1	6.3	44.5	5.2			
	2.5.02	37.1	40.3	29.3	30.4	-			
North Richmond	4.5.06	49.0	43.7	6.6	46.5	-	CPA	IND	UKIP
	27.1.05	39.6	39.1	4.8	51.9	4.1	3.2	-	-
	2.5.02	38.8	44.3	10.6	36.0	-	-	4.9	4.2
St Margarets and North Twickenham	4.5.06	55.0	25.2	5.6	41.0	15.2	IND	UKIP	
	2.5.02	41.8	36.9	16.9	31.0	15.2	10.2	2.7	
South Richmond	4.5.06	50.3	43.1	5.8	38.0	13.2			
	2.5.02	38.0	43.4	12.0	35.8	8.9			
South Twickenham	4.5.06	46.0	44.3	7.5	37.9	-	IND		
	2.5.02	36.5	40.5	16.9	25.7	-	10.2		
Teddington	4.5.06	51.1	29.2	4.9	54.3	11.6			
	2.5.02	38.2	37.9	14.2	47.9	-			
Twickenham Riverside	4.5.06	48.2	28.3	4.6	52.3	11.7	UKIP		
	5.5.05	70.3	32.8	11.9	45.8	9.4	3.2		
	2.5.02	35.3	42.2	17.3	40.5	-	-		
West Twickenham	4.5.06	52.1	36.5	11.5	41.6	10.4			
	2.5.02	38.8	48.7	32.2	19.1	-			
Whitton	4.5.06	54.1	39.9	5.2	53.0	-	CPA		
	2.5.02	46.5	45.0	10.9	44.1	-	1.9		

Results

Barnes

Percival, Christine C.	CON	1,891
Hodgins, Paul C.	CON	1,847
Stanberry, Benedict A.	CON	1,749
Westmorland, Barbara	LD	1,569
Dare, Paul A.	LD	1,531
Emerson, Merlene S.C.T.	LD	1,513
Neimer, Ann F.	LAB	147
Cooper, Frank A.	LAB	146
Garlake, Ragna M.	LAB	123

East Sheen

True, Nicholas E.	CON	2,181
Morris, Virginia L.	CON	2,126
Urquhart, Nicola M.	CON	2,096
Mather, Jane P.	LD	994
Morris, Philip A.C.	LD	973
Smalldon, Jonathan D.	LD	938
Wills, Sylvia	GRE	570
Channell, Anthony S.	LAB	212
Metzger, Maureen H.	LAB	193

Fulwell and Hampton Hill

1 LD gain from CON

Eady, Malcolm J.	LD	2,015
Cardy, Jonathan M.	LD	1,998
Elloy, Jeremy A.W.	LD	1,972
Colak-Antic, Sallie J.	CON	1,072
Cadet, Gloria M.	CON	1,032
Hollis, Jonathan H.A.	CON	985
Saunders, Monica J.	GRE	458
Griffiths, Leonard J.	LAB	222

Ham, Petersham and Richmond Riverside

Jones, Susan E.	LD	1,999
Miller, Brian P.	LD	1,821
Williams, David R.	LD	1,806
Sparrow, David G.	CON	1,161
McCarthy, Ronan J.	CON	1,120
Thompson, Robert S.	CON	1,037
McMahon, Anita	GRE	323
Jeffery, David R.	UKIP	168
Masters, Doreen M.	LAB	160
Risner, Pamela J.	LAB	158

Hampton

3 LD gains from CON

Nicholson, Suzette B.	LD	1,864
Ball, Raymond	LD	1,819
Stratton, Carol E.	LD	1,816
Record, Anna K.C.	CON	1,524
Boulton, Helen J.	CON	1,491
Smith, Hilary C.	CON	1,393
Spawls, Louisa M.	LAB	196
Wyatt, Jenifer M.	LAB	121

Hampton North

Howard, Catherine	CON	1,574
Seymour, Martin J.	CON	1,556
Samuel, Geoffrey J.	CON	1,493
Bensilum, Paul K.	LD	1,319
Wherry, Matthew H.J.	LD	1,236
Cox, James H.	LD	1,228

Hampton Wick

Arbour, Tony	CON	1,949
Parsons, Elizabeth L.P.	CON	1,726
Evans, Gareth J.	CON	1,721
Churchill, Jennifer	LD	1,061
Whittall, John T.D.	LD	804
Pierce, Martin D.	LD	721
Bangham, Michael J.	GRE	577
Tutchell, Derek J.A.	LAB	248
Tutchell, Eva	LAB	242

Heathfield

King, Robert J.	LD	1,900
Coombs, John W.G.	LD	1,875
Treble, William F.	LD	1,745
Dance, Hilary J.	CON	870
Garrow, Gillian	CON	783
Hayles, Dawn V.	CON	776
Forster, Christopher	BNP	557
Costas Tanto, Niki	LAB	229
Holmes, Simon D.	IND	218
Morgan, Jacqueline L.	LAB	218
Mackenzie, Elizabeth G.	LAB	212

Kew

1 LD gain from CON

Lourie, Alexander S.	LD	2,089
Sheehan, Shaista	LD	1,972
Beevor, George M.B.	LD	1,934
Jowit, Robin A.	CON	1,674
Linnette, David R.	CON	1,539
Keen, Sarah	CON	1,523
Levi, Sylvia R.	GRE	424
Segall, Kate G.A.	LAB	203
James, Gareth K.	LAB	190
Silva, Joao A.B.	LAB	144

Mortlake and Barnes Common

3 LD gains from CON

Stanier, Eleanor M.	LD	1,750
Davies, Anna J.	LD	1,722
McLeod, Zoe F.	LD	1,695
de Florio, Jonathan A.	CON	1,673
Earl, John Y.J.	CON	1,644
Hills, Clive A.	CON	1,623
Matthews, Brian J.	LAB	215
Underwood, Barbara	LAB	208
Marder, Barnaby J.L.	LAB	185

North Richmond

3 LD gains from CON

Hodges, Celia J.	LD	1,649
Dodds, Jane	LD	1,605
Cranfield-Adams, Marc L.	LD	1,579
Ingram, Philip J.	CON	1,534
Roscoe, Mark St.J. W.	CON	1,509
Taylor, Phillip B.	CON	1,494
Somers, Derek G.	LAB	227
Kimmerling, Enid J.	CPA	111

St Margarets and North Twickenham

3 LD gains from CON

Acton, Geoffrey B.	LD	2,019
Morgan, Philip I.J.	LD	1,886
Khosa, Harbrinder S.	LD	1,811
Lamb, Simon	CON	1,249
Searle, Catherine L.	CON	1,225
Hambidge, Annie E.	CON	1,045
Maciejowska, Judy S.	GRE	707
Edwards, Barry V.	IND	474
Devine, William A.	LAB	262
Dul, Peter J.	UKIP	125

South Richmond

Bouchier, Frances C.	CON	1,674
Fleming, Pamela A.	CON	1,636
Bennett, Rodney M.D.	CON	1,588
Pilkington, Andrew	LD	1,489
Williams, Tanya R.	LD	1,451
Islam, Saiful	LD	1,382
Roberts, Owen G.	GRE	500
Robson, Margaret W.	LAB	219

South Twickenham

Head, Clare O.	CON	1,498
Porter, David R.	CON	1,462
Marlow, David J.	CON	1,444
Hull, Matthew E.R.	LD	1,264
Topol, Steven J.	LD	1,260
Butlin, Michael G.	LD	1,246
Orchard, Douglas	IND	357
Armstrong, John C.H.	IND	321
Tanto, Paul G.N.	LAB	254
Marchant, Howard	LAB	246

Teddington

Elengorn, Martin D.	LD	2,088
Knight, Stephen J.	LD	2,046
Mumford, James P.J.S.	LD	2,036
Bradley, Karen A.	CON	1,150
Avins, Roger B.	CON	1,132
Wylie, John C.	CON	1,041
McMahon, Kevin J.	GRE	438
Gilligan, Kevin A.	LAB	188
Mills, Margaret M.T.	LAB	182

Twickenham Riverside

2 LD gains from CON

Carr, Mary D.C.	LD	1,838
Trigg, David S.F.	LD	1,728
Wilson, Michael R.	LD	1,600
Broughton, Joe J.	CON	992
Leamy, Stuart N.	CON	950
Pang, Anatole W.	CON	855
Thomas, Gillian C.	GRE	440
Page, James R.	GRE	392
Gower, Henry B.L.	GRE	321
Grant, John W.H.	LAB	159
Nixon, Sheila D.	LAB	141
Constantine, Andrew J.	UKIP	106

West Twickenham

3 LD gains from CON

Allen, Piers R.	LD	1,610
Lee-Parsons, Doreen E.H.	LD	1,524
Hassam, Munira S.	LD	1,497
Quantrill, Lance C.	CON	1,403
Duckenfield, James J.	CON	1,335
Butler, Alan D.	CON	1,321
Egan, Damien J.	LAB	472
Richmond, Christian	LAB	407
O'Mullane, Matthew P.	LAB	402
Modral, Jonathan	GRE	385

Whitton

2 LD gains from CON

Warren, Keith R.H.	LD	1,845
Cole, Sarah E.	LD	1,842
Jaeger, Elizabeth A.	LD	1,774
Bligh, Christopher T.	CON	1,428
Lait, Nicholas J.F.	CON	1,371
Maynard, Paul C.	CON	1,306
Browning, Neil R.	LAB	190
Guichard, Stephen J.	LAB	182
Low, Sampson E.D.	LAB	165
Hampartsoumian, Paul W.	CPA	65

By-elections**Mortlake and Barnes Common***LD gain from CON**7 August 2003*

Stanier, Eleanor M.	LD	936
West, Jane M.	CON	927
Rowland, Benjamin R.	LAB	132
Page, James R.	GRE	109

*Death of Saunders, John L. (CON)***North Richmond***LD gain from CON**27 January 2005*

Hodges, Celia J.	LD	1,384
Hodgins, Paul	CON	1,043
Marder, Barnaby J.L.	LAB	129
Wills, Sylvia	GRE	110

*Resignation of Cranfield-Adams, Marc L. (CON)***Kew***No change**18 December 2003*

Arneil, Jane A.	LD	1,722
Wallace, Ewan G.	CON	1,235
Levi, Sylvia R.	GRE	104
Fowler, John S.	LAB	85

*Death of Barnett, Anthony J. (LD)***Twickenham Riverside***LD gain from CON**5 May 2005*

Trigg, David S.F.	LD	2,111
Lait, Nicholas J.F.	CON	1,513
Grant, John	LAB	548
Gower, Henry B.L.	GRE	435

*Death of Beattie, Derek (CON)***Hampton***LD gain from CON**7 October 2004*

Nicholson, Suzette B.	LD	1,669
Leamy, Stuart N.	CON	1,111
Hosseinbor, Kanbar	LAB	101

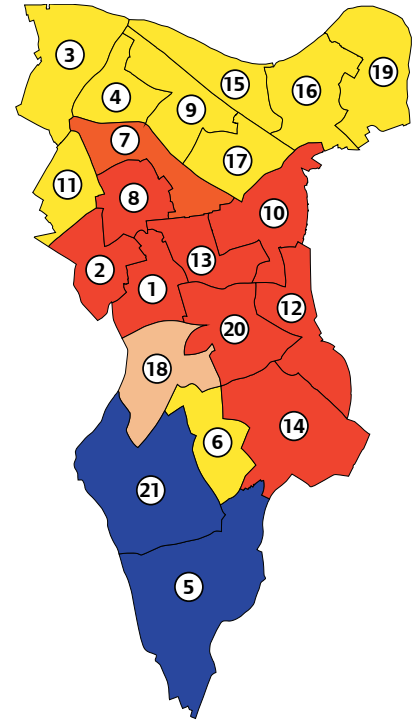
Death of Matthews, Jean M. (CON)

Southwark

Liberal Democrat - Conservative joint administration

- | | |
|--------------------|---------------------|
| 1 Brunswick Park | 12 Nunhead |
| 2 Camberwell Green | 13 Peckham |
| 3 Cathedrals | 14 Peckham Rye |
| 4 Chaucer | 15 Riverside |
| 5 College | 16 Rotherhithe |
| 6 East Dulwich | 17 South Bermondsey |
| 7 East Walworth | 18 South Camberwell |
| 8 Faraday | 19 Surrey Docks |
| 9 Grange | 20 The Lane |
| 10 Livesey | 21 Village |
| 11 Newington | |

An index of party codes and a legend for the borough maps can be found on page xxxii.



State of the parties, 1964-06

	CON	LAB	LD	other	total
4.5.06	6	28	28	1	63
2.5.02	5	28	30	-	63
7.5.98	4	33	27	-	64
5.5.94	3	34	27	-	64
3.5.90	6	37	21	-	64
8.5.86	6	43	15	-	64
6.5.82	8	53	-	3	64
4.5.78	8	56	-	-	64
4.5.74	4	56	-	-	60
13.5.71	2	58	-	-	60
9.5.68	27	33	-	-	60
7.5.64	6	54	-	-	60

% share of the poll, 1964-06

	% poll	CON	LAB	LD	other
4.5.06	33.7	15.5	38.5	32.4	13.6
2.5.02	26.4	13.0	37.2	38.1	11.8
7.5.98	32.9	12.7	43.5	34.2	9.6
5.5.94	37.5	12.8	46.2	39.7	1.3
3.5.90	39.6	20.1	47.6	25.7	6.6
8.5.86	40.8	18.1	50.7	28.8	2.5
6.5.82	34.3	28.5	43.7	24.2	3.6
4.5.78	32.2	36.0	59.0	3.7	1.4
4.5.74	27.2	19.0	69.3	9.7	2.0
13.5.71	31.1	21.8	77.4	0.0	0.7
9.5.68	23.0	51.6	43.9	2.5	2.0
7.5.64	23.6	23.9	70.6	4.4	1.1

Changes 2002-06

	CON	LAB	LD	other	total
Old council 06	6	26	25	4	61
Vacancies	-	-	2	-	2
By-elections	-	-	-	-	-
Allegiance changes	+1	-2	-3	+4	-
New council 02	5	28	30	-	63

General statistics

		Southwark	London
May 2006	Electorate	189,828	5,340,657
May 2002	Electorate	173,560	5,209,247
Mid 2006 (GLA)	Resident population aged 18 and over	208,300	5,841,600
Mid 2002 (ONS)	Resident population aged 18 and over	199,500	5,750,200
2005/6	estimated % unemployed	8.7	7.7
2001/2	estimated % unemployed	10.1	6.6
April 2006	Band 'D' council tax	£1,133	£1,214
April 2002	Band 'D' council tax	£950	£895

% share of the poll

	Date	%poll	CON	LAB	LD	GRE	others	
Brunswick Park	4.5.06	41.0	5.9	48.5	36.7	8.9	IND	-
	2.5.02	23.0	11.1	55.2	19.4	11.8	2.4	
Camberwell Green	4.5.06	32.7	8.0	65.1	16.4	10.5		
	2.5.02	29.3	3.5	48.5	43.0	4.9		
Cathedrals	4.5.06	27.8	12.8	19.9	46.7	12.4	SALT	8.3
	2.5.02	22.2	7.8	21.0	64.5	6.7	-	
Chaucer	4.5.06	28.9	10.1	32.7	36.5	10.9	IND	9.7
	2.5.02	31.7	3.4	34.4	58.7	3.5	-	
College	4.5.06	39.1	52.8	29.2	17.9	-		
	2.5.02	32.8	50.4	30.5	12.4	6.7		
East Dulwich	4.5.06	48.4	9.4	30.6	45.6	-	IND	SA
	2.5.02	24.0	16.7	42.2	17.4	12.7	14.5	-
East Walworth	4.5.06	35.4	8.1	43.6	42.0	-	6.3	-
	12.2.04	32.4	3.3	37.1	56.1	3.1	0.4	-
	2.5.02	26.5	4.8	31.7	53.3	4.0	2.5	3.7
Faraday	4.5.06	37.6	5.3	49.5	24.7	4.1	IND	R
	2.5.02	34.9	2.9	43.5	38.9	3.0	6.1	10.3
Grange	4.5.06	26.6	15.9	28.1	56.0	-		
	2.5.02	22.9	6.8	29.0	59.1	5.1		
Livesey	4.5.06	39.1	4.3	49.6	38.8	5.0	CPA	SA
	2.5.02	33.3	2.8	42.3	46.4	4.8	2.3	-
Newington	4.5.06	31.2	11.3	33.2	55.5	-		
	2.5.02	27.6	5.6	31.2	57.6	5.6		
Nunhead	4.5.06	28.1	12.7	54.5	17.2	15.6	IND	
	2.5.02	21.5	8.9	44.2	12.4	9.9	-	24.6
Peckham	4.5.06	30.6	7.5	66.3	12.1	9.1	CPA	IND
	2.5.02	22.9	6.3	56.2	9.6	3.5	5.0	-
Peckham Rye	4.5.06	37.3	11.7	37.2	30.7	20.4		
	2.5.02	22.9	18.1	45.7	22.4	13.8		
Riverside	4.5.06	26.9	18.9	23.2	41.7	16.1		
	2.5.02	22.4	9.4	19.9	62.3	8.5		
Rotherhithe	4.5.06	28.2	16.6	25.1	48.1	10.2		
	2.5.02	23.2	8.7	23.0	61.6	6.8		
South Bermondsey	4.5.06	27.2	12.1	27.1	48.2	12.6	NF	
	2.5.02	22.9	5.7	18.6	61.8	4.3	-	9.6
South Camberwell	4.5.06	33.8	14.6	37.5	10.6	32.3	IND	SA
	2.5.02	23.9	14.4	46.4	15.9	18.1	5.0	-
Surrey Docks	4.5.06	27.5	28.9	16.0	43.2	11.9		
	2.5.02	20.5	20.2	13.4	60.7	5.7		

% share of the poll

	Date	%poll	CON	LAB	LD	GRE	COM	SA	others
The Lane	4.5.06	31.0	13.8	48.7	17.1	20.4	-	-	
	2.5.02	23.7	9.8	55.1	19.8	9.9	2.5	2.9	
Village	4.5.06	51.6	41.3	33.6	11.0	14.1			
	2.5.02	41.6	40.2	39.7	12.7	7.4			

Results**Brunswick Park**

Wingfield, Robert I.	LAB	1,701
McGovern, Alison	LAB	1,644
Rhule, Sandra D.	LAB	1,591
Clark, Florence I.J.	LD	1,304
O'Keefe, Gemma	LD	1,257
Al-Samerai, Anood	LD	1,169
Grimsditch, Adrienne	GRE	344
de Carvalho, Joao C.M.D.	GRE	289
Jenkins, Ben	GRE	276
Brisby, Tania A.T.B.	CON	224
Popov, Julian G.	CON	190
Mitchell, Andrew M.	CON	188

Camberwell Green

Dixon-Fyle, Dora	LAB	2,018
Friary, John J.	LAB	1,981
Page, Christopher	LAB	1,889
Cubberley, Peta C.	LD	545
Miles, Paul G.	LD	483
Phillips Jon	LD	450
Healy, Joseph	GRE	380
Pardoe, Michael H.	GRE	285
Kelly, Robbie	GRE	284
Hayward, Robert A.	CON	251
Chan, Gerald	CON	242
Smith, George	CON	231

Cathedrals

Morris, Adele D.	LD	1,359
McCarthy, Daniel	LD	1,332
Noakes, David A.	LD	1,193
Worsley, Anne V.	LAB	555
Abbas Mensah, King F.	LAB	551
Boler, Tania M.S.T.	LAB	545
Osborne, Michael	GRE	370
Newton, Jonathan C.S.	CON	367
Cohen, Daniel L.	CON	366
Forbes, Jayne E.	GRE	338
Richter, Fabian F.	CON	328
Walsh, Neil	GRE	320
Austin, Lois A.	SALT	231

Chaucer

McNally, Timothy J.	LD	1,225
Zuleta, Lorraine	LD	1,030
Sheik, Mackie U.	LD	1,013
Dawudu, Musadiq I.K.	LAB	1,005
Lancashire, Stephen D.O.	LAB	999
Walker, Claire R.	LAB	925
Penfold, Amanda	GRE	429
Banner, Lee N.	CON	351
Ferron, Kimberley	GRE	308
Olayiwola, Abdur-Rahman	IND	289
Young, Andrew M.	CON	288
Bhansali, Vikrant R.	CON	269
Scrase, Richard J.	GRE	237

College

Humphreys, Mark E.K.	CON	1,728
Holford, Michelle E.M.	CON	1,566
Robinson, Lewis	CON	1,530
Britton, Carol J.	LAB	973
Simmons, Andrew	LAB	880
Taylor, Simon P.	LAB	818
Farrow, Alison	LD	641
Mynott, Patricia M.	LD	543
Sisson, Guy	LD	454

East Dulwich

3 LD gains from LAB

Thomas, Richard	LD	2,036
Mitchell, Jonathan S.	LD	1,998
Barber, James V.	LD	1,969
Morrissey, Helen	LAB	1,364
Alden, Leslie H.	LAB	1,336
Smith, Charlie	LAB	1,327
Tanna, Ashwinkumar	IND	635
Mary, Jessica H.	CON	446
Smith, Stephen J.	CON	399
Chathli, Lindsay	CON	387

East Walworth

2 LAB gains from LD

McNeil, Kirsty	LAB	1,488
Salmon, Nicola J.	LD	1,452
Seaton, Martin	LAB	1,432
Bowman, Catherine	LD	1,410
Thomas, Rhodri	LAB	1,403
Watson, Neil C.	LD	1,296
Champion, Michael M.	CON	305
Hewson, David W.	CON	261
Hone, Robert W.A.	CON	236
Carrington, Lucy	IND	208

Faraday

Bates, Paul	LAB	1,809
Lauder, Lorraine	LAB	1,728
Mohamed, Abdul	LAB	1,641
Gustave, David T.	LD	870
Linthorpe-Hall, Maria R.V.	LD	870
Mayer, Andrew P.	LD	839
Lindsay, Margot E.V.	R	359
Esteve, Josefina	IND	219
Cosgrave, Noel F.	CON	210
Wright, Lionel J.	IND	207
Humphreys, Rebecca M.	CON	176
McKenna, Jopseh T.	CON	168
Donnell, Peter	GRE	149
Burmicz, Ryszarda A.M.	GRE	145
Kirkpatrick, James A.	GRE	134

Grange

Capstick, Denise M.	LD	1,332
Manchester, Linda	LD	1,309
Skelly, Robert J.	LD	1,180
Adeyemi-Adejinmi, Amos A.	LAB	706
Bevis, George K.	LAB	608
Whitlock, Rosemary L.	LAB	602
Cakebread, Adam M.	CON	392
Smith, Martin P.	CON	361
Darfoor, Jude	CON	328

Livesey

3 LAB gains from LD

Foulkes, Mary	LAB	1,831
Livingstone, Richard	LAB	1,797
Pakes, Andrew	LAB	1,698
Ben Salem, Raouf	LD	1,513
Berhanu, Alex	LD	1,338
Neale, Graham J.	LD	1,321
Gillespie, Kevin	GRE	201
Poorun, Tamra	GRE	171
Fordham, Derek C.	CON	161
Wilcox, Tomas N.	GRE	160
Fordham, Margaret E.	CON	155
Robinson, Edward C.	CON	147
Ogunnaike, Oladele	CPA	84

Newington

Gurling, James C.	LD	1,471
Pidgeon, Caroline V.	LD	1,453
Ladipo, Jelil I.	LD	1,429
Rose, Denise E.	LAB	945
Dance, Sabastian T.G.	LAB	897
Stanistreet, Michelle	LAB	766
Carloss Legge, James C.	CON	320
Loader, David J.	CON	308
Williams, Alan C.	CON	261

Nunhead

Colley, Fiona M.	LAB	1,272
Thorncroft, Dominic J.E.	LAB	1,244
Smith, Althea M.	LAB	1,228
Davies, Laura M.	LD	446
Barbe, Steve	GRE	407
Todd, Vivienne	LD	400
Ehmann, Alexander C.	LD	337
Spencer, John B.	GRE	334
Hanuman, Lulu	GRE	333
Brown, Graeme H.	CON	323
Chathli, Aditya	CON	285
Ilo, Gogo-Rose	CON	262

Peckham

Hargrove, Barrie J.	LAB	1,703
Situ, Tayo A.	LAB	1,665
Oyewunmi, Olajumoke R.	LAB	1,652
Ben Salem, Rachel C.	LD	374
Glover, Julie A.	LD	279
Macnaughton, Patricia A.	LD	267
Hogan, Sharon L.	GRE	249
Woodford, Lucy	GRE	231
von Einsiedel, Gwendolyn	GRE	210
Maclaren, Jane S.	CON	191
Phillips, Stephen G.B.	CON	191
Ward, Martina J.	CON	186
Awoshile, Oluremi	CPA	150
Lawanson, Simisola C.	CPA	102

Peckham Rye

Graham, Aubyn	LAB	1,442
Laws, Evrim	LAB	1,345
Smeath, Robert J.	LAB	1,256
Bingham, Annie M	LD	1,206
Connolly, Theresa	LD	1,082
Parker, Neil M.	LD	1,045
Sekers, Charlie	GRE	739
Foreman, Rebecca M.	CON	448
Manning, Irene J.B.	CON	426
Wooller, Oliver H.	CON	403

Riverside

Stanton, Nicholas P.	LD	1,080
Mann, Eliza P.	LD	1,027
Baichoo, Paul D.L.	LD	988
Hollingsworth, Cormac	LAB	652
Kabia, Amadu	LAB	540
Koroma, Fatmata	LAB	533
de Burgh, Hugo W.	CON	488
Gray, Percy	CON	480
Graca, Fernando A.M.	CON	437
Bates, Dan	GRE	399

Rotherhithe

Yates, Anne	LD	1,134
Hook, Jeffrey S.	LD	1,102
Blango, Columba M.J.	LD	1,036
Colley, Edward J.N.	LAB	601
Fewkes, Victoria	LAB	596
Permberton, Frank F.	LAB	514
Bean, Melissa H.E.	CON	403
Gray, Frances M.	CON	367
Kirk, Matthew J.	CON	359
Connolly, Brendan P.	GRE	242
de Alwis, Ruvini	GRE	233
Ferron, Stephanie	GRE	222

South Bermondsey

Jardine-Brown, Helen	LD	1,098
Kyriacou, Paul A.	LD	1,045
Lasaki, Adedokun	LD	1,013
Fortune, Joseph F.	LAB	608
Samuels, Kate	LAB	586
Farooki, Preeti	LAB	577
Addison, Gillian	GRE	343
Collins, Laura A.	CON	295
Ferron, Lorraine	GRE	256
Pilkington, David J.	CON	254
Fulton, James A.	CON	240
Krabo, Casper	GRE	227

South Camberwell

1 GRE gain from LAB

Ward, Veronica M.	LAB	1,148
John, Peter C.	LAB	1,090
Jones, Jenny	GRE	1,014
Shukla, Anand	LAB	967
Wright, Liz	GRE	914
Poorun, Storm	GRE	832
Owen, Christopher M.	CON	448
Owen, Helen L.B.	CON	425
Rowe, William P.	CON	372
Shakespeare, Matthew J.	LD	339
Malik, Hussain	LD	315
Ode, Alache	LD	247
Diji, Earnest K.	IND	143

Surrey Docks

Hubber, David C.	LD	1,100
Noblet, Paul A.	LD	1,037
Rajan, Lisa E.	LD	1,009
Frampton, David F.	CON	735
Cakebread, Martin J.	CON	702
Kingston, Simon M.	CON	665
Whittam, Kathleen	LAB	441
Hellings, John	LAB	384
Prashar, Kamal	LAB	340
Ferron, Rachelle	GRE	334
Veitch, Lee	GRE	244

The Lane

Glover, Mark H.	LAB	1,466
Jones, Susan E.	LAB	1,343
Nardell, Gordon L.	LAB	1,204
Cochran, Clare V.	GRE	679
Gaventa, Jonathan	GRE	523
Shaw, Joanna E.	LD	497
von Einsiedel, Orlando	GRE	484
Reyes, Eduardo C.	LD	458
Murray, Alasdair J.	LD	455
Fraser, James A.	CON	393
Vineall, Katherine P.	CON	375
Macleod, Alan H.	CON	371

Village

1 CON gain from LAB

Eckersley, Tobias W.H.	CON	1,996
Crookshank Hilton, Robin A.	CON	1,880
Vineall, Nicholas E.J.	CON	1,731
Pearce, Michelle E.	LAB	1,667
Cinamon, Kate	LAB	1,493
Portwin, Barbara	LAB	1,406
Jenkins, Ruth G.	GRE	715
Halden, Jean M.	LD	587
Woodford, Lee	GRE	561
Valladeres, Mark J.	LD	484
Halden, Ronald	LD	423

By-election**East Walworth***No change**12 February 2004*

Salmon, Jane	LD	1,477
<i>Thomas, Rhodri</i>	<i>LAB</i>	<i>978</i>
<i>Riches, Philip G.H.</i>	<i>CON</i>	<i>86</i>
<i>Jenkins, Ruth</i>	<i>GRE</i>	<i>82</i>
<i>Crawford, Julie D.</i>	<i>IND</i>	<i>11</i>

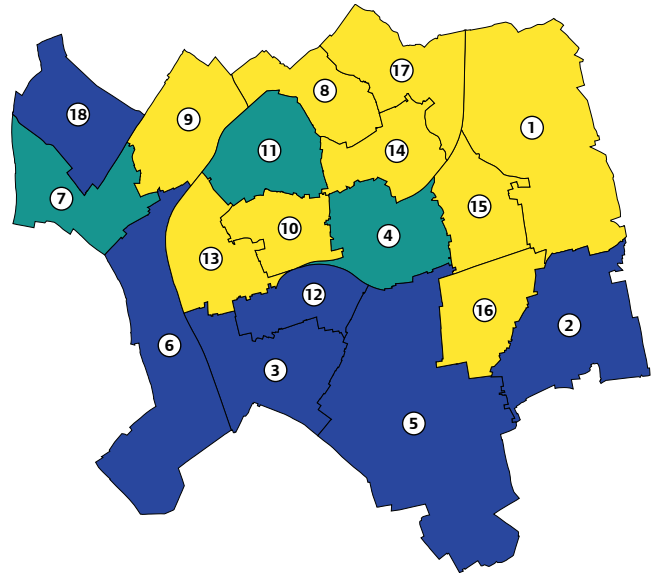
Death of Ambrose, Margaret (LD)

Sutton

Liberal Democrat administration

1	Beddington North	10	Sutton Central
2	Beddington South	11	Sutton North
3	Belmont	12	Sutton South
4	Carshalton Central	13	Sutton West
5	Carshalton South and Clockhouse	14	The Wrythe
6	Cheam	15	Wallington North
7	Nonsuch	16	Wallington South
8	St Helier	17	Wandle Valley
9	Stonecot	18	Worcester Park

An index of party codes and a legend for the borough maps can be found on page xxxii.



State of the parties, 1964-06

	CON	LAB	LD	other	total
4.5.06	22	-	32	-	54
2.5.02	8	3	43	-	54
7.5.98	5	5	46	-	56
5.5.94	4	5	47	-	56
3.5.90	18	6	32	-	56
8.5.86	21	7	28	-	56
6.5.82	46	7	3	-	56
4.5.78	47	7	2	-	56
4.5.74	28	13	6	4	51
13.5.71	25	21	-	5	51
9.5.68	41	7	-	3	51
7.5.64	30	17	-	4	51

% share of the poll, 1964-06

	% poll	CON	LAB	LD	other
4.5.06	43.8	41.7	8.1	44.2	6.0
2.5.02	36.3	35.6	12.0	49.1	3.3
7.5.98	35.3	28.4	17.1	51.3	3.2
5.5.94	49.3	24.6	15.1	55.8	4.5
3.5.90	55.4	37.4	16.2	41.3	5.2
8.5.86	51.1	39.5	16.5	41.6	2.4
6.5.82	52.1	50.9	14.1	34.7	0.3
4.5.78	49.8	59.8	24.7	14.9	0.5
4.5.74	48.7	42.1	26.4	24.6	6.9
13.5.71	39.7	43.0	42.9	3.8	10.3
9.5.68	39.2	63.0	20.9	6.7	9.5
7.5.64	45.0	43.4	33.5	16.2	6.9

Changes 2002-06

	CON	LAB	LD	other	total
Old council 06	8	3	40	1	52
Vacancies	-	-	2	-	2
By-elections	-	-	-	-	-
Allegiance changes	-	-	-1	+1	-
New council 02	8	3	43	-	54

General statistics

		Sutton	London
May 2006	Electorate	133,348	5,340,657
May 2002	Electorate	133,044	5,209,247
Mid 2006 (GLA)	Resident population aged 18 and over	141,000	5,841,600
Mid 2002 (ONS)	Resident population aged 18 and over	138,700	5,750,200
2005/6	estimated % unemployed	5.0	7.7
2001/2	estimated % unemployed	3.7	6.6
April 2006	Band 'D' council tax	£1,311	£1,214
April 2002	Band 'D' council tax	£955	£895

% share of the poll

	Date	%poll	CON	LAB	LD	GRE	others	
Beddington North	4.5.06	40.8	37.9	7.6	45.5	-	UKIP	
	2.5.02	32.3	37.4	12.4	50.2	-	9.0	
Beddington South	4.5.06	44.9	49.3	7.7	43.0	-		
	2.5.02	39.0	42.2	8.6	49.3	-		
Belmont	4.5.06	48.1	57.4	5.4	28.0	9.2		
	2.5.02	43.5	53.3	5.4	41.4	-		
Carshalton Central	4.5.06	47.6	40.8	6.0	41.2	8.6	CPA	
	21.11.02	29.9	38.0	12.2	45.2	4.7	3.4	
	2.5.02	39.3	31.6	9.0	52.1	7.2	-	
Carshalton South and Clockhouse	4.5.06	52.6	48.9	5.9	45.3	-		
	2.5.02	47.1	42.8	7.1	45.1	5.0		
Cheam	4.5.06	51.5	58.1	2.7	39.3	-		
	2.5.02	45.6	50.4	3.7	46.0	-		
Nonsuch	4.5.06	50.9	47.8	5.2	47.1	-		
	2.5.02	38.4	40.8	5.7	53.5	-		
St Helier	4.5.06	35.3	13.3	23.8	42.1	-	BNP	
	2.5.02	25.0	22.3	49.1	28.6	-	20.8	
Stonecot	4.5.06	43.0	44.6	7.2	48.2	-		
	2.5.02	33.6	28.2	7.6	64.2	-		
Sutton Central	4.5.06	36.5	27.3	17.4	55.3	-		
	2.5.02	32.1	19.8	30.1	41.9	8.2		
Sutton North	4.5.06	42.4	44.8	7.6	47.6	-		
	2.5.02	33.7	30.1	9.7	60.2	-		
Sutton South	4.5.06	46.6	44.5	3.8	38.9	-	IND	UKIP
	2.5.02	38.2	44.4	7.0	42.7	6.0	7.2	5.6
Sutton West	4.5.06	45.1	41.8	4.2	45.1	8.9		
	2.5.02	34.0	33.9	5.8	55.3	4.9		
The Wrythe	4.5.06	36.6	32.3	13.2	54.6	-		
	2.5.02	31.0	25.1	17.0	52.9	5.0		
Wallington North	4.5.06	44.5	38.9	7.3	46.8	7.0		
	2.5.02	34.3	37.7	12.4	43.5	6.4		
Wallington South	4.5.06	45.3	38.4	6.4	46.9	8.4	MRL	
	2.5.02	39.8	35.2	7.0	48.2	6.6	-	
Wandle Valley	4.5.06	32.7	23.6	20.7	55.7	-		
	2.5.02	34.5	15.0	30.5	54.5	-		
Worcester Park	4.5.06	44.8	41.0	5.6	35.3	-	IND	
	2.5.02	31.9	29.5	9.9	53.6	7.0	18.0	

Results

Beddington North

Keys, John	LD	1,377
Leach, John W.E.	LD	1,350
Slark, Jenny S.	LD	1,318
Bowles, Howard J.	CON	1,174
Brown, Malcolm	CON	1,153
Skeet, Paul A.	CON	1,048
Carter, Nicholas	LAB	288
Price, Leslie	UKIP	268
Theobald, Susan D.	LAB	256
Weir, John A.S.	LAB	130

Beddington South

3 CON gains from LD

Wallis, Peter	CON	1,492
Williams, Marion H.	CON	1,437
Faulds, Terence J.	CON	1,401
Brearley, Sally J.	LD	1,292
Baxter-Derrington, Peter C.	LD	1,268
Sadiq, Muhammad I.	LD	1,213
Caramba-Coker, Beresford H.	LAB	240
Aitken, Richard S.	LAB	238
Marley, Renuka	LAB	200

Belmont

Pickles, David J.	CON	2,115
Geiringer, Peter H.	CON	1,987
Picknett, Pamela D.	CON	1,933
Neale, Russell P.	LD	1,095
Osborne, Thomas J.	LD	959
Pridham, Eric	LD	896
Dougherty, Brian D.	GRE	322
Blears, Gale A.L.	LAB	211
Kerr, Geraldine T.	LAB	184
Brown, John W.	LAB	174

Carshalton Central

2 CON gains from LD

Pollock, Hamish J.	LD	1,578
Scully, Paul S.	CON	1,473
Howell, Eric	CON	1,387
Mead, Peter J.R.	CON	1,375
Salter, Alan J.	LD	1,365
Whitehead, Jill L.	LD	1,336
Steel, Robert W.	GRE	356
Suheimat, Miranda R.	GRE	238
Davis, David G.	LAB	216
Towler, David	LAB	207
Thorpe, Anthony R.	LAB	203
Dickenson, Ashley K.	CPA	116

Carshalton South and Clockhouse

3 CON gains from LD

Crowley, Timothy E.	CON	1,822
Butt, Moira J.	CON	1,753
Kennedy, John	CON	1,743
Wingrove, Paul A.	LD	1,677
Yeo, Derek C.	LD	1,653
Hussain, Lal	LD	1,599
Burbage, Marilynne B.	LAB	222
Shearer, Claire	LAB	222
Turner, Peter J.	LAB	194

Cheam

Pinfold, Eleanor D.	CON	2,251
Whitham, Graham G.	CON	2,170
Zaidi, Misdaq S.H.	CON	2,072
Cummins, Robert C.	LD	1,535
Ankrah, Alexandra A.	LD	1,468
Kounoupas, Nicholas	LD	1,389
Jarman, David	LAB	107
Edwards, Lyndon	LAB	99
Herridge, Laura K.	LAB	94

Nonsuch

1 CON gain from LD

Dunlop, Christopher P.	CON	1,816
Jerome, Kirsty A.	LD	1,779
Roberts, Roger D.C.	LD	1,760
Senior, David N.	CON	1,753
Noble, Adrian J.	CON	1,750
Mathys, Wendy G.L.	LD	1,702
Clark, Kathie E.	LAB	227
Salmon, Cyril E.	LAB	177
Papadopoulos, Marcus S.	LAB	170

St Helier

3 LD gains from LAB

Andrews, Sheila M.	LD	1,257
Callaghan, David G.	LD	1,161
Theobald, David G.	LD	1,147
Mansell, Charles J.	LAB	674
Theobald, Andrew C.	LAB	674
Magee, Joseph P.	LAB	662
Lewis, Charlotte	BNP	588
Walker, Gillian C.	CON	396
Pillinger, Eric S.	CON	365
Wortley, Thomas H.	CON	362

Stonecot

Brett Young, Anthony	LD	1,590
Lock, Abigail M.E.	LD	1,446
Hudson, Brendan	LD	1,425
Hilldrup, Raymond W.	CON	1,413
James, Gary	CON	1,370
James, Sharon J.	CON	1,350
Dawson, Richard F.	LAB	237
Fuller, Gwendoline R.	LAB	230
Lang, William A.	LAB	199

Sutton Central

Brennan, John F.	LD	1,371
Lowne, Janet	LD	1,340
Tope, Graham N.	LD	1,340
Fison, Elizabeth J.	CON	681
Greenwood, Margaret M.	CON	668
Hicks, Christine M.	CON	648
Allen, Kathleen	LAB	454
Ponto, Maria T.	LAB	422
Bakewell, Enid	LAB	397

Sutton North

1 CON gain from LD

Dombey, Ruth C.	LD	1,436
Gleeson, Lynette R.M.	LD	1,387
Carter, Clifford C.G.	CON	1,361
Heron, Marlene S.	LD	1,347
Marsh, Darren L.	CON	1,299
Park, David J.	CON	1,260
Cue, Michael J.	LAB	229
Martin, Helen	LAB	227
Morton, Stephen	LAB	212

Sutton South

1 CON gain from LD

Shields, Tony A.	CON	1,502
Newman, Paul C.	CON	1,413
Russell, Barry A.	CON	1,393
Clifton, Richard F.	LD	1,336
Stears, Claire L.	LD	1,227
Ali, Mohamed S.	LD	1,205
Ticher, Peter F.	IND	232
Newman, Ronald L.J.	UKIP	181
Jones, Helen	LAB	137
Harrison, Paul M.	LAB	124
Phillips, Ronald J.	LAB	103

Sutton West

Chapman, Ian A.	LD	1,552
Wallace, Myfanwy A.	LD	1,522
Wales, Simon D.	LD	1,466
Willis, Richard J.	CON	1,415
Furey, Christopher G.	CON	1,414
Pritchard, Jonathan D.	CON	1,376
Hickson, Peter H.	GRE	297
McSweeney, Morgan	LAB	149
Williams, Ronald S.	LAB	146
Buck, Shawn V.	LAB	132

The Wrythe

Stears, Susan M.	LD	1,436
Stears, Colin H.	LD	1,405
Thistle, Roger G.A.	LD	1,370
Lockhart, Derek J.	CON	867
Wortley, Christopher E.	CON	834
Odunton, Stephen K.	CON	791
Collier, Margaret P.	LAB	343
Magee, Catherine M.	LAB	337
Hughes, Margaret	LAB	335

Wallington North

Hartfield, Joan M.	LD	1,541
Glithero, Bruce I.N.	LD	1,532
Ali, Margaret	LD	1,451
Bowles, Desmond J.	CON	1,298
Hyatt, Dee	CON	1,262
Pascoe, Jane E.	CON	1,194
Reeds, Kathleen	LAB	244
Mouncey, Penelope	GRE	242
Charles, Gregory G.H.	LAB	229
Tate, Cecil D.	LAB	229
Pattenden, Amy J.	GRE	221
Mouncey, Phillip C.	GRE	217

Wallington South

Bailey, Richard H.	LD	1,575
Hall, Colin C.	LD	1,550
McCoy, Jayne L.	LD	1,490
Hanson, Owen J.	CON	1,305
Wooten, Peter C.	CON	1,247
Wortley, Hilary V.	CON	1,224
Andrews, Malin C.	GRE	339
Poge, Clive S.	LAB	221
Ryan, Mary E.	LAB	215
Andrews Jashapara, Karin	GRE	210
Smith, Joyce	LAB	189

Wandle Valley

Court, Margaret P.	LD	1,317
Drage, John W.	LD	1,206
Kane, Patrick B.	LD	1,172
Jaques, Patrick D.	CON	538
Moss, Brian Y.	CON	525
Manton, Charles W.E.	CON	503
Collier, Richard S.	LAB	501
McCauley, Edward	LAB	453
Simons, Patricia A.	LAB	416

Worcester Park

3 CON gains from LD

Butt, Richard J.	CON	1,398
Gordon-Bullock, Stuart O.	CON	1,311
Senior, Helen A.	CON	1,306
Cape, Yvonne P.	LD	1,167
Coman, Leslie D.	LD	1,155
Overy, Peter J.	LD	1,136
Bunce, Raymond	IND	656
Freeman, Julian P.	IND	567
Freeman, Nicola A.	IND	544
Hosking, Hilary C.	LAB	188
Hutton, Graham	LAB	187
Evers, John K.	LAB	176

By-election**Carshalton Central***No change**21 November 2002*

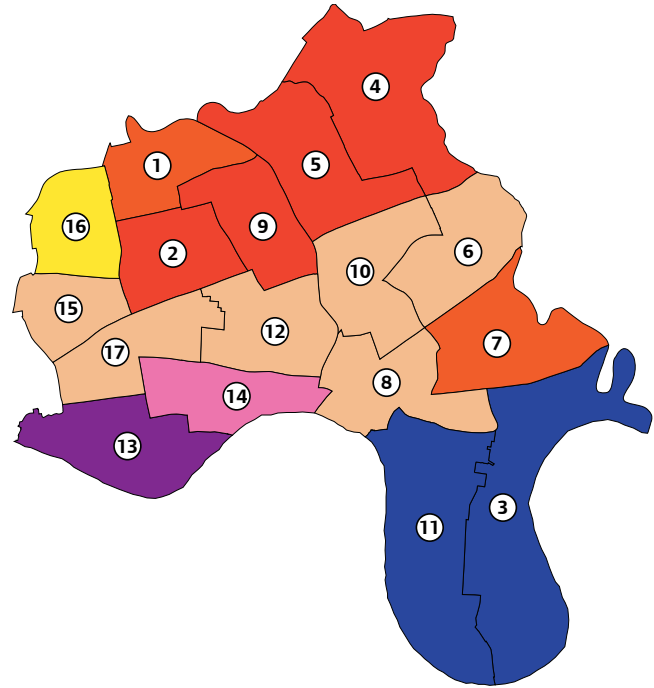
Pennington, Christopher	LD	996
Scully, Paul S.	CON	837
Towler, Sam J.	LAB	268
Riddlestone, Susan E.	GRE	103

Resignation of Cooper, Michael A. (LD)

Tower Hamlets

Labour administration

1 Bethnal Green North	12 St Dunstan's and Stepney Green
2 Bethnal Green South	13 St Katharine's and Wapping
3 Blackwall and Cubitt Town	14 Shadwell and Banglatown
4 Bow East	15 Weavers
5 Bow West	16 Whitechapel
6 Bromley-by-Bow	
7 East India and Lansbury	
8 Limehouse	
9 Mile End and Globe Town	
10 Mile End East	
11 Millwall	



An index of party codes and a legend for the borough maps can be found on page xxxii.

State of the parties, 1964-06

	CON	LAB	LD	other	total
4.5.06	7	26	6	12	51
2.5.02	-	35	16	-	51
7.5.98	-	41	9	-	50
5.5.94	-	43	7	-	50
3.5.90	-	20	30	-	50
8.5.86	-	24	26	-	50
6.5.82	-	31	18	1	50
4.5.78	-	43	7	-	50
4.5.74	-	60	-	-	60
13.5.71	-	60	-	-	60
9.5.68	-	57	-	3	60
7.5.64	-	55	-	5	60

% share of the poll, 1964-06

	% poll	CON	LAB	LD	other
4.5.06	40.7	16.5	31.7	17.8	34.1
2.5.02	30.5	14.5	43.9	29.3	12.3
7.5.98	36.1	14.0	50.4	25.3	10.3
5.5.94	54.1	3.5	50.8	26.5	19.3
3.5.90	46.1	4.9	42.8	43.4	8.9
8.5.86	38.9	7.2	44.6	42.5	5.7
6.5.82	31.1	6.7	47.3	40.5	5.5
4.5.78	28.3	9.5	64.3	10.8	15.4
4.5.74	18.3	2.5	85.8	6.5	5.2
13.5.71	25.9	5.4	89.2	0.7	4.7
9.5.68	14.3	10.0	70.8	6.1	13.0
7.5.64	15.3	3.9	79.9	6.4	9.8

Changes 2002-06

	CON	LAB	LD	other	total
Old council 06	1	28	15	6	50
Vacancies	-	1	-	-	1
By-elections	+1	-2	-	+1	-
Allegiance changes	-	-4	-1	+5	-
New council 02	-	35	16	-	51

General statistics

		Tower Hamlets	London
May 2006	Electorate	152,444	5,340,657
May 2002	Electorate	136,572	5,209,247
Mid 2006 (GLA)	Resident population aged 18 and over	168,800	5,841,600
Mid 2002 (ONS)	Resident population aged 18 and over	154,300	5,750,200
2005/6	estimated % unemployed	12.7	7.7
2001/2	estimated % unemployed	12.0	6.6
April 2006	Band 'D' council tax	£1,086	£1,214
April 2002	Band 'D' council tax	£816	£895

% share of the poll

	Date	%poll	CON	LAB	LD	GRE	others						
Bethnal Green North	4.5.06	40.3	11.1	29.3	29.5	11.0	BNP	R	SA				
	2.5.02	32.3	6.8	31.9	43.5	7.4	-	19.1	-	-			
Bethnal Green South	4.5.06	44.1	6.1	38.2	20.0	7.4	R	28.2					
	2.5.02	36.9	6.8	43.9	43.4	5.9	-						
Blackwall and Cubitt Town	4.5.06	32.9	38.0	28.9	15.8	-	BNP	IND	IND	IND	NB	R	SA
	27.6.02	24.7	30.8	31.3	16.4	0.7	-	5.0	-	-	-	12.3	-
	2.5.02	21.5	28.1	44.6	16.0	-	-	11.3	3.1	1.0	0.9	-	0.4
Bow East	4.5.06	37.6	10.5	42.2	28.5	7.2	R	11.5					
	2.5.02	29.0	5.8	25.6	62.2	6.4	-						
Bow West	4.5.06	45.2	12.1	38.1	26.3	11.1	R	12.5	SA				
	2.5.02	34.5	6.5	33.6	43.8	10.1	-	-	6.1				
Bromley-by-Bow	4.5.06	48.5	6.2	29.0	6.7	8.3	IND	R					
	2.5.02	34.1	8.2	70.0	14.1	7.7	-	22.8	26.9				
East India and Lansbury	4.5.06	39.7	15.8	35.5	26.3	-	IND	R	SA				
	2.5.02	28.4	10.5	38.6	30.9	-	-	5.6	16.9	-			
Limehouse	4.5.06	43.0	22.2	26.5	9.8	-	-	16.1	25.4	-			
	2.5.02	26.3	16.9	46.1	18.6	-	-	-	-	18.4			
Mile End and Globe Town	4.5.06	40.4	9.5	34.3	22.2	-	BNP	R					
	2.5.02	31.7	10.3	36.5	44.0	9.2	-	9.4	24.6				
Mile End East	4.5.06	41.7	10.9	28.9	19.9	-	IND	R					
	2.5.02	34.3	9.6	53.9	32.2	-	-	15.7	24.6				
Millwall	4.5.06	32.2	47.0	32.0	8.9	-	BNP	IND	R	SA			
	9.9.04	23.0	34.8	24.0	6.3	-	-	-	8.2	12.2	-		
	2.5.02	22.0	20.3	48.0	12.6	-	-	9.6	-	26.7	-		9.5
St Dunstan's and Stepney Green	4.5.06	44.3	12.0	31.6	14.2	-	IND	NF	R				
	29.7.04	29.7	15.7	20.4	26.7	-	-	-	6.1	27.1	-		
	2.5.02	31.7	26.1	48.6	15.2	10.2	-	-	31.1	-			
St Katharine's and Wapping	4.5.06	35.4	38.7	39.9	10.1	11.3	NB						
	2.5.02	29.8	31.9	43.1	15.4	-	-	9.6					
Shadwell	4.5.06	46.2	17.3	30.2	6.0	-	R	46.4					
	2.5.02	27.5	19.7	59.5	20.8	-	-	-					
Spitalfields and Banglatown	4.5.06	43.9	10.6	26.2	13.6	6.7	IND	R					
	2.5.02	31.6	19.9	51.4	12.5	9.3	-	22.1	20.8				
Weavers	4.5.06	41.8	6.9	19.9	36.6	9.4	-	9.9	17.4				
	2.5.02	35.9	7.1	31.7	52.6	6.7	-	1.9	-				
Whitechapel	4.5.06	39.9	9.8	30.2	14.3	-	IND	R	SA				
	2.5.02	33.4	19.8	45.5	7.1	7.4	-	12.0	33.7	-			3.3

Results

Bethnal Green North

1 LAB gain from LD

Salique, Mohammed A.	LAB	1,108
Khan, Azizur R.	LD	1,096
Eaton, Stephanie J.	LD	960
Griffiths, John D.M.	LD	958
Boag, Brian R.	LAB	950
Saunders, Rachael M.A.	LAB	940
Choudhury, Abu S.	R	882
Hussain, Syed A.	R	592
McGregor, Sheila M.	R	475
Khan, Jamal A.	CON	436
Miah, Shamsu	CON	413
Maltby, Elaine M.	GRE	398
Chetty, Darren M.	GRE	373
Simpson, Richard J.D.	GRE	354
Kabir, Nishat	CON	280

Bethnal Green South

1 LAB gain from LD

Ullah, Salim	LAB	1,609
Islam, Sirajul	LAB	1,593
Harper-Penman, Carli	LAB	1,436
Hussain, Syeda N.N.	R	1,342
Mahmood, Afzal	R	1,113
Rees, John W.	R	973
Rahman, Akikur	LD	876
Haque, Mohammed F.	LD	863
Miah, Mohammed N.	LD	689
Carless, Rachel E.	GRE	327
Adams, Daniel H.	GRE	324
Choudhury, Moynul H.	CON	264
Dickinson, Robert F.	GRE	253
Bromby, Christopher R.	CON	237
Greystoke, Aurelia D.J.	CON	237

Blackwall and Cubitt Town

3 CON gains from LAB

Archer, Timothy J.	CON	1,317
Briscoe, Philip J.	CON	1,197
Golds, Peter	CON	1,142
Mainwaring, Julia	LAB	990
Son, Brian	LAB	903
Sharpe, Anthony J.	LAB	888
Miah, Shofu	LD	652
Chowdhury, Abdul K.	R	502
Blandford, Barry A.	LD	463
Ali, Aysha	R	411
Hoque, Jahidul	LD	402
Choudhury, Shamsur R.	IND	362
Wells, Terence	R	273
Pemberton, Eric	IND	152
Choudhury, Shelima	IND	75
Rahman, Najma	IND	58

Bow East

3 LAB gains from LD

Francis, Marc	LAB	1,314
Heslop, Alexander K.	LAB	1,156
Omer, Ahmed A.	LAB	1,126
Gipson, Raymond G.	LD	918
Williams, Marian	LD	765
Sage, Andrew P.	LD	740
Ali, Sahra A.	R	366
Palmer, Andrew E.	CON	321
Nineham, Christopher M.	R	309
Hoskins, Tansy E.	R	307
Heath, Priti	CON	290
Norton, William G.D.	CON	286
Krug, Andrea	GRE	209
Jelinek, Alana	GRE	201

Bow West

3 LAB gains from LD

Ali, Anwara	LAB	1,483
Jackson, Ann T.	LAB	1,442
Peck, Joshua	LAB	1,282
Ludlow, Janet I.	LD	1,099
Rew, Martin J.	LD	902
Clarke, Stephen	LD	896
Hussain, Anwar	CON	592
Adan, Deeka I.	R	505
Hirsch, Robin D.	R	445
Swords, Carole A.	R	425
Finlay, Heather	GRE	415
Foster, John P.W.	GRE	399
Bown, Francis A.C.S.	CON	380
Gordon-Clark, Simon M.	CON	364

Bromley-by-Bow

2 R gains from LAB

Sardar, Abdul A.	LAB	1,689
Khan, Rania	R	1,308
Munim, Mohammed A.	R	1,077
Rahman, Helal	IND	1,022
Coles, Jo-Anna C.	LAB	966
Townesend, Rebecca	R	923
Edgar, David J.	LAB	916
Khan, Khaled R.	IND	851
McGrenera, Terry	GRE	342
Choudhury, Koyes U.	LD	293
Abson, Brian L.	LD	271
Newton, Alison L.	CON	271
Uddin, Mohammad J.	LD	257
Perrott, Barbara J.	CON	254
Alam, Kazi N.	CON	242

East India and Lansbury

Khatun, Shiria	LAB	1,461
Ahmed, Abul M.O.	LAB	1,150
Ahmed, Rajib	LD	1,149
Hossain, Iqbal	LD	944
Ton-That, Peter	LAB	841
Boomla, Kambiz	R	607
Shahid, Mohammed A.	R	599
Archer, Jane A.	CON	542
Campbell, Ian	CON	511
Ingham, Paul W.E.	CON	483
Spencer, Caroline	LD	470
Hayward, Martin	R	436
Phillips, John	IND	240
Khan, Mahfuz A.	IND	122

Limehouse

2 R gains from LAB

Ali, Mohammed S.	LAB	1,208
Begum, Lutfa	R	1,099
Uddin, Dulal	R	1,092
Gardiner, Judith A.	LAB	1,017
McGregor, Ashton	LAB	960
Clarke, Pennie A.	CON	933
Groves, Philip W.	CON	886
Empson, Martin R.	R	854
Mizzi, Kenneth A.	CON	847
Hoque, Mohammed A.	IND	662
Jamal, Abdul	IND	630
Begum, Husheara	LD	470
Bevan, John L.	LD	382
Chambers, Iain	LD	324

Mile End and Globe Town

2 LAB gains from LD

Ahmed, Rofique U.	LAB	1,380
Hawkins, Clair	LAB	1,113
Turner, Bill	LAB	1,050
Hassan, Mehdi	R	1,012
Chowdhury, Mohammed J.U.	LD	912
Ballard, Kay	R	816
Ali, Partab	LD	751
Robbins, Glyn	R	717
Duffey, Barrie C.	LD	627
Ahmed, Kobir	CON	481
Callow, Gordon T.	BNP	411
Wren, William F.	BNP	375
Fletcher, Michael J.G.	CON	264
McNeilis, Andrew J.	CON	234
Marshall, Jeffrey C.	BNP	186

Mile End East

1 R gain from LAB

Uz-Zaman, Motin	LAB	1,338
Hussain, Ahmed	R	993
Bawden, Rupert	LAB	897
Khan, Misbahur R.	LD	828
Hussain, Ismail	R	753
Turner, Jacqueline C.	R	752
Syed, Shamsul I.	LD	742
Chattopadhyay, Betheline	LAB	696
Chowdhury, Hafizur R.	IND	531
Islam, Jewel	CON	454
Rayment, Stewart G.	LD	454
Collins, Graham K.	CON	346
Rouse, Caroline J.	CON	312

Millwall

3 CON gains from LAB

Rouse, Simon P.	CON	1,724
Houghton, Shirley A.	CON	1,685
Eckhardt, Rupert H.B.	CON	1,679
Amos, Alan T.	LAB	1,248
Cray, John C.	LAB	1,128
Miah, Arip	LAB	1,084
Alam-Raja, Mohammed S.S.	R	606
Cock, Sybil G.	R	398
Ramsay, Patricia A.	LD	358
Taher, Julia	R	312
Huxted, Nigel P.	LD	301
McDonald, Ian K.	LD	300

St Dunstan's and Stepney Green

1 R gain from LAB

Chowdhury, Alibor	LAB	1,453
Ullah, Abdal	LAB	1,410
Rahman, Oliur	R	1,351
Uddin, Mohammed S.	LAB	1,329
Miah, Aleyk	R	1,292
Falshaw, Margaret E.	R	954
Rahman, Habibur	LD	747
Rahman, Ataur	IND	669
Northover, Edwin J.	CON	630
Story, Alexander P.	CON	590
Mustaque, Ahmed	LD	583
Ahmed, Farid U.	LD	550
Meehan, Jane E.P.	CON	373

St Katharine's and Wapping

1 CON gain from LAB

Jones, Emma L.	CON	1,351
Haque, Shafiqul	LAB	1,321
Jones, Denise	LAB	1,290
Brooks, Richard D.	LAB	1,231
King, Neil A.	CON	1,223
Mawdsley, Paul M.	CON	1,153
Hall, Martine V.	GRE	364
Hall, Andrew J.	GRE	359
Man, Margaret J.H.	LD	349
Coverson, Ron	LD	321
Mead, Alan R.	LD	305

Shadwell

3 R gains from LAB

Chowdhury, Shamin A.	R	1,851
Miah, Abjol	R	1,789
Rashid, Mohammed M.	R	1,707
Keith, Michael J.	LAB	1,287
Kabir, Humayun	LAB	1,141
Shukur, Abdus	LAB	1,054
Crossey, William D.	CON	723
Snowdon, David A.	CON	670
Rahman, Sajjadur	CON	605
Buttimer, Catherine E.	LD	266
Sheehan, Phyllis D.	LD	226
Ali, Mohammed	LD	205

Spitalfields and Banglatown

1 R gain from LAB

Abbas, Helal U.	LAB	912
Miah, Fozol	R	866
Rahman, Lutfur	LAB	860
Mortuza, Mohammad G.	LAB	775
Chaudhury, Mizanur R.	IND	716
Islam, Mohammad B.	R	682
Kamali, Mohammed Y.	LD	548
Choudhury, Mohammed A.M.	R	471
Shah, Dinul H.	CON	458
Rahman, Mohammed A.	LD	424
Burton, Guy J.S.	LD	354
Hussain, Iqbal	CON	329
Collar, Beth J.S.	GRE	242
Chowdhury, Hamid-Ur-Rahman	CON	241
Lockley, Peter G.	GRE	191

Whitechapel

2 R gains from LAB

Ali, Shahed	R	1,449
Asad, Abdul	LAB	1,107
Islam, Waiseul	R	1,084
Rahman, Lutfur	LAB	1,040
Ullah, Doros	LAB	1,019
Zaman, Farhana	R	1,004
Miah, Fanu	IND	650
Haydar, Mohammed S.	LD	529
Grieve, Kate M.	LD	511
Ahmed, Shamsuddin	LD	458
Ahmed, Muhammed S.	CON	397
Frawley, Moya M.E.	CON	344
Suhel, Shah M.R.I.	CON	284
Goni, Mohammed A.	IND	186

Weavers

Matin, Abdul	LD	1,819
Alexander, Louise	LD	1,059
O'Flaherty, Timothy J.	LD	948
Haque, Fazlul	LAB	854
Begum, Dilwara	R	830
Ali, Amina	LAB	652
Oley, Nathan D.	LAB	575
Fredericks, Paul J.	R	494
Cox, Eliza	R	489
Guttman, Catherine E.	GRE	364
Ahmed, Gias U.	IND	345
Jackson, Daniel	GRE	321
Hancocks, Benjamin E.	GRE	292
Holmes, Simon M.A.	CON	254
Chowdhury, Hamida R.	CON	249
Walters, Mark G.	CON	214

By-elections

Blackwall and Cubitt Town*No change**27 June 2002*

Son, Brian	LAB	686
Archer, Timothy J.	CON	676
Karim, Nurul	LD	361
Johns, Terry D.	IND	252
Callow, Gordon	BNP	87
Pemberton, Eric	IND	68
Haque, Shah M.A.	IND	21
Delderfield, Dennis W.	NB	19
Magnum, Keith O.	GRE	16
Selby, Theresa R.	SA	9

*Resignation of Ali, Lutfur R. (LAB)***St Dunstan's and Stepney Green***R gain from LAB**29 July 2004*

Rahman, Oliur	R	878
Uddin, Jalal	LD	754
Rahman, Shah H.	LAB	578
Story, Alexander P.	CON	445
Miller, Lynda	NF	172

*Disqualification of Uddin, Nasir (LAB)***Millwall***CON gain from LAB**9 September 2004*

Rouse, Simon P.	CON	828
McGarr, Paul R.L.	R	635
Cray, John C.	LAB	571
Sweeney, Andrew P.	IND	195
Blandford, Barry A.	LD	150

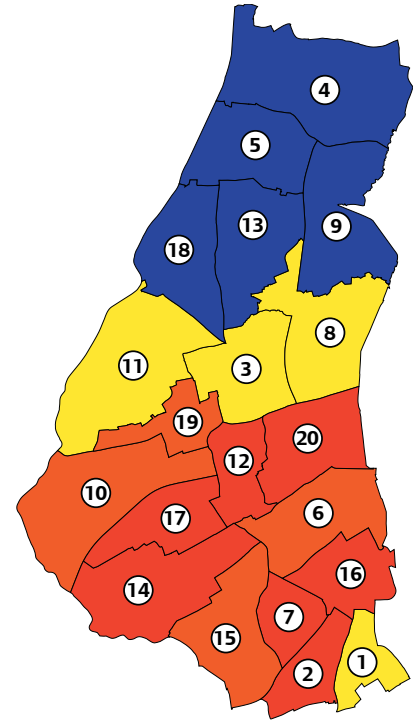
Resignation of Samad, Mumtaz (LAB)

Waltham Forest

Labour - Liberal Democrat joint administration

1 Cann Hall	11 Higham Hill
2 Cathall	12 Hoe Street
3 Chapel End	13 Larkswood
4 Chingford Green	14 Lea Bridge
5 Endlebury	15 Leyton
6 Forest	16 Leytonstone
7 Grove Green	17 Markhouse
8 Hale End and Highams Park	18 Valley
9 Hatch Lane	19 William Morris
10 High Street	20 Wood Street

An index of party codes and a legend for the borough maps can be found on page xxxii.



State of the parties, 1964-06

	CON	LAB	LD	other	total
4.5.06	15	26	19	-	60
2.5.02	18	29	13	-	60
7.5.98	15	30	12	-	57
5.5.94	16	27	14	-	57
3.5.90	16	30	11	-	57
8.5.86	16	31	10	-	57
6.5.82	25	26	6	-	57
4.5.78	21	36	-	-	57
4.5.74	12	36	-	-	48
13.5.71	9	39	-	-	48
9.5.68	44	4	-	-	48
7.5.64	3	36	-	9	48

% share of the poll, 1964-06

	% poll	CON	LAB	LD	other
4.5.06	37.7	24.7	30.4	29.1	15.9
2.5.02	34.4	26.6	34.6	29.9	8.9
7.5.98	34.2	23.1	40.8	30.1	6.0
5.5.94	44.6	23.0	40.6	31.2	5.2
3.5.90	50.8	33.7	36.2	22.5	7.6
8.5.86	44.9	29.4	40.6	26.1	3.8
6.5.82	42.8	40.7	31.2	27.1	1.0
4.5.78	40.8	46.0	43.8	3.0	7.1
4.5.74	31.3	37.7	45.4	10.2	6.7
13.5.71	39.0	34.8	55.7	1.7	7.8
9.5.68	38.3	55.4	29.7	3.7	11.2
7.5.64	32.0	24.0	48.1	13.4	14.6

Changes 2002-06

	CON	LAB	LD	other	total
Old council 06	18	27	15	-	60
Vacancies	-	-	-	-	-
By-elections	-	-2	+2	-	-
Allegiance changes	-	-	-	-	-
New council 02	18	29	13	-	60

General statistics

		Waltham Forest	London
May 2006	Electorate	164,412	5,340,657
May 2002	Electorate	161,138	5,209,247
Mid 2006 (GLA)	Resident population aged 18 and over	167,300	5,841,600
Mid 2002 (ONS)	Resident population aged 18 and over	170,000	5,750,200
2005/6	estimated % unemployed	9.2	7.7
2001/2	estimated % unemployed	7.4	6.6
April 2006	Band 'D' council tax	£1,365	£1,214
April 2002	Band 'D' council tax	£979	£895

% share of the poll

	Date	%poll	CON	LAB	LD	GRE	others		
Cann Hall	4.5.06	34.5	7.7	34.4	45.9	12.0	SA		
	2.5.02	34.3	5.1	28.1	60.5	-	-	6.3	
Cathall	4.5.06	34.0	6.4	41.9	37.4	10.7	IND		
	2.5.02	25.2	16.0	64.8	19.2	-	3.5	-	
Chapel End	4.5.06	35.7	13.9	21.1	51.0	13.9			
	2.5.02	33.2	18.3	26.4	55.3	-			
Chingford Green	4.5.06	43.0	70.3	11.0	18.7	-	BNP		
	2.5.02	41.4	56.1	15.4	19.5	-	-	8.9	
Endlebury	4.5.06	40.4	65.7	11.1	10.9	12.4			
	2.5.02	37.9	68.0	16.8	15.2	-			
Forest	4.5.06	41.5	12.4	32.6	40.0	15.0	CPA	IND	SA
	15.5.03	38.2	14.8	25.4	45.5	6.1	-	-	-
	2.5.02	35.2	10.2	37.9	28.2	12.5	7.8	6.5	1.7
Grove Green	4.5.06	38.4	7.7	42.4	35.7	14.2	SA		
	2.5.02	32.8	8.0	39.0	39.1	7.9	-	6.0	
Hale End and Highams Park	4.5.06	46.5	37.9	10.7	41.4	10.1			
	2.5.02	40.2	46.6	16.8	36.6	-			
Hatch Lane	4.5.06	37.8	47.2	14.7	11.1	11.5	BNP		
	2.5.02	38.7	55.2	26.4	10.4	8.0	15.4	-	
High Street	4.5.06	43.1	7.2	34.5	36.6	15.4	COMB	SALT	
	2.5.02	41.1	7.3	42.0	36.0	11.1	-	6.3	-
Higham Hill	4.5.06	34.7	10.5	33.0	44.8	11.7			
	2.5.02	34.9	9.7	41.9	48.4	-			
Hoe Street	4.5.06	34.7	15.7	42.1	17.0	25.1	SA	SALT	
	18.11.04	23.1	15.6	40.4	29.2	10.4	-	-	4.4
	2.5.02	32.4	20.3	42.7	15.5	15.9	5.6	-	-
Larkwood	4.5.06	34.5	54.3	15.7	11.1	9.9	UKIP		
	2.5.02	33.9	63.1	22.4	14.5	-	9.1	-	
Lea Bridge	4.5.06	27.1	14.4	50.1	19.0	16.4	SA		
	2.5.02	26.3	20.8	53.2	20.4	-	-	5.6	
Leyton	4.5.06	37.6	5.9	41.2	44.9	8.0			
	2.5.02	32.5	6.0	33.1	60.8	-			
Leytonstone	4.5.06	38.8	10.5	39.0	22.3	17.1	R	SA	
	14.7.05	30.9	9.2	38.3	31.3	6.7	11.1	-	-
	2.5.02	35.0	7.2	38.1	33.9	15.0	14.5	-	5.9
Markhouse	4.5.06	36.3	11.2	35.8	21.0	17.0	R	SALT	
	2.5.02	28.3	21.5	38.6	16.4	17.0	15.0	-	6.6
Valley	4.5.06	37.1	60.8	19.0	20.2	-	R		
	28.10.04	27.6	36.9	25.8	33.2	-	-	-	4.1
	2.5.02	37.0	55.8	32.9	11.3	-	-	-	-

% share of the poll

	Date	%poll	CON	LAB	LD	GRE	others
William Morris	4.5.06	40.4	9.2	40.2	35.9	14.7	SA
	4.9.03	30.3	7.8	38.7	43.7	6.3	–
	2.5.02	30.9	14.3	52.3	23.1	–	10.4
Wood Street	4.5.06	40.2	27.4	39.4	17.3	15.9	–
	2.5.02	36.6	14.2	41.9	33.2	7.5	3.2

Results**Cann Hall**

Phillips, Elizabeth J.	LD	1,345
Rayner, Keith A.	LD	1,338
Sheppard, Laura F.	LD	1,179
Ahmed, Mohammed S.K.	LAB	1,003
Baffour-Awuah, Victoria	LAB	975
Devaney, Paul R.	LAB	914
Howie, Patricia A.	GRE	337
Canal, Paul	CON	247
Gosling, Kathleen T.	CON	201
Neilson-Hansen, Mary I.	CON	200

Chapel End

Belam, Robert D.	LD	1,653
Carey, Robert A.	LD	1,537
Macklin, John R.	LD	1,420
Blunt, David M.S.	LAB	663
Terry, Stephen	LAB	632
Akhtar, Sabha	LAB	616
Clarke, Brian D.	CON	459
Gatward, Josephine P.M.	CON	426
Burkett, Richard I.	GRE	419
Phelan, John C.	CON	373

Cathall

Martin, Milton	LAB	1,112
Highfield, Shameem K.A.	LAB	1,072
Wheeler, Terence V.	LAB	982
Hunt, Michael C.	LD	955
Majid, Shahid	LD	940
Kitson, Clyde	LD	933
Measure, Maureen C.C.	GRE	270
Millington, Graham T.	CON	178
Iwunze, Cajetan C.	CON	159
Jovcic, Pamela A.	CON	147
Devine, Joan E.	IND	93
Butler, Andrew	IND	85

Chingford Green

Arnold, Derek B.	CON	2,288
Lewis, Michael J.	CON	2,279
Sinclair, Graham F.	CON	2,199
Wenden, Keith J.	LD	622
Carder, Joan M.	LD	605
Paterson, Ian A.	LD	573
Beg, Farah	LAB	359
Bayliss, William J.	LAB	357
Blay, Jeffrey G.	LAB	345

Endlebury

Herrington, Peter V.	CON	2,227
Jovcic, Mladen	CON	2,063
Davis, Matthew T.	CON	2,056
Kennedy, Kenneth R.	LAB	425
Allen, Joan	GRE	398
Carder, Edward A.	LD	354
Mudie, Kathleen G.	LD	350
Wells, Violet P.	LD	345
Washbrook, Miles R.J.	LAB	329
Manjra, Frances B.	LAB	322

Forest

2 LD gains from LAB

Qureshi, Mashoodul F.	LD	1,505
Abraham, Imran	LD	1,490
Yunis, Faiz R.	LAB	1,289
Mitchell, Murle A.	LD	1,268
Dhillon, Kabal S.	LAB	1,159
Lyons, Gerry A.	LAB	1,029
Bedlow, Rosalind J.	GRE	534
Farmer, Jean I.	CON	508
Phillips, Sean	CON	414
Finlayson, Nial	CON	399

Grove Green

1 LAB gain from LD

Bhagal, Tarsem S.	LAB	1,517
Robbins, Christopher A.	LAB	1,430
Mbachu, Anna	LAB	1,366
Sullivan, Jeniffer E.	LD	1,286
Chubb, Neal A.	LD	1,173
Olford, Paul K.	LD	1,171
Measure, William J.	GRE	480
Devlin, Nicola H.G.	CON	278
Gough, Alan R.	CON	265
Pryor, Derek R.	CON	235

Hale End and Highams Park

3 LD gains from CON

Beanse, John D.	LD	1,617
Penstone, John N.H.	LD	1,462
Smith-Pryor, Sheila	LD	1,453
Finlayson, Lesley A.	CON	1,434
Hemsted, Andrew P.J.	CON	1,363
Foster, Julien A.S.	CON	1,346
Hayes, Noel A.P.	LAB	437
Molyneux, Ann M.	LAB	404
Poppleton, Sallie J.	GRE	367
Bellamy, Martyn	LAB	327

Hatch Lane

Fitzgerald, Marion J.	CON	1,651
Walker, Geoffrey A.	CON	1,548
Braham, Laurie	CON	1,478
Dore, Martin J.	LAB	529
Dore, Sheila M.T.	LAB	526
Pearce, John B.	BNP	509
Rafique, Shaheen A.	LAB	406
Jones, Marc H.	LD	404
Tatam, Robert F.	GRE	380
Dauncey, Jeremy R.	LD	360
Morgan, Jane E.	LD	337

High Street

2 LD gains from LAB

Ali, Liaquat	LAB	1,472
Khan, Johar	LD	1,468
O'Rourke, James M.	LD	1,453
Raval, Dave	LD	1,372
Murray, Diana S.	LAB	1,349
Matharoo, Narinder S.	LAB	1,224
House, Denethor R.	GRE	604
Stacey, Edward J.	CON	309
Moss, John J.C.	CON	269
Wedderburn, Rachel A.	CON	268
Buddle, Claire L.	SALT	245

Higham Hill

Meiszner, Sean	LD	1,303
Woollcott, Peter D.	LD	1,271
Smith, Patrick C.	LD	1,188
Bellamy, Karen E.	LAB	1,031
Douet, Marcia	LAB	883
Woodrow, Peter F.	LAB	859
Kerr, Liam H.	GRE	327
King, Gerald	CON	314
Hemsted, Jemma	CON	309
Kizil, Ayhan	CON	258

Hoe Street

Sarkar, Naz	LAB	1,351
Mahmud, Saima	LAB	1,314
Sizer, Eric G.	LAB	1,286
Lambert, Stephen W.	GRE	785
Tidmarsh, Jacqueline L.C.	LD	605
Pond, Daniel R.	LD	592
Khan, Sophia	CON	530
Draper-Stumm, Tara J.S.	CON	475
Croot, Timothy R.	CON	469
Tidmarsh, Richard L.	LD	399

Larkswood

Buckmaster, Nicholas J.	CON	1,653
Walter, John F.	CON	1,651
Williams, Eric G.	CON	1,545
Brown, Carolyn M.	LAB	476
Garrett, Anne E.	LAB	465
Brown, John G.	LAB	461
Wenden, Cynthia J.	LD	358
Woolnough, Graham A.	LD	345
Kerr, Bridget	GRE	294
Khan-Lodhi, Khizar H.	LD	290
Brock, Robert J.	UKIP	270

Lea Bridge

Ahmad, Masood	LAB	1,375
Davies, Elizabeth B.	LAB	1,327
Akram, Afzal	LAB	1,240
Malik, Nasar	LD	517
Lake, Maureen J.	LD	509
Lake, Frederick V.	LD	471
Miller, Barbara	CON	451
Miles, Elen	GRE	429
Noman, Mahmood	CON	360
Halabi, Ilkay	CON	325

Leyton

1 LAB gain from LD

Qureshi, Naheed	LD	1,443
Grell, Miranda A.J.	LAB	1,427
Sullivan, Robert F.	LD	1,424
Smith, Barry A.	LD	1,399
Wright, Simon J.	LAB	1,245
Russell, Nicholas L.	LAB	1,242
Griffith, Helen S.	GRE	253
Braham, Paul R.	CON	216
Pryor, Anne	CON	176
Gosling, Colette M.	CON	167

Leytonstone

Pye, Marie E.	LAB	1,431
Loakes, Clyde W.	LAB	1,352
Gray, Jenny C.	LAB	1,274
Butt, Nazir A.	LD	811
Faiz, Mahmood H.	LD	802
Valery, Marie J.	LD	710
Dawes, Mark S.	GRE	594
Johnson, Helen B.F.	CON	389
Ashan, Peter	R	387
Coleman, Caroline M.	R	384
Luker, Raymond E.	CON	370
Milroy, Roderick M.	CON	338

Markhouse

Broadley, Margaret L.	LAB	1,227
Mahmood, Asim	LAB	1,199
Asghar, Mohammad	LAB	1,175
Azam, Javed	LD	740
Hussain, Munir	LD	687
Blewett, Frank	LD	686
Stubbings, Judith A.	GRE	570
Aziz, Mahtab A.	R	533
Vincent, Carole A.	R	471
Hemsted, Roger	CON	442
Mahmood, Bilal	CON	351
Kizil, Eylem	CON	336

Valley

Gover, John M.	CON	1,710
Siggers, Alan W.	CON	1,638
Wedderburn, Laurance A.	CON	1,539
Boyle, Henry A.	LD	608
Chelliah, Sivakumar	LAB	546
Malik, Mohammad A.	LD	540
Beg, Aktar	LAB	526
Rashid, Shahnaz S.	LD	476
St Hill, Crispin R.	LAB	457

William Morris

1 LD gain from LAB

Reardon, Geraldine A.	LAB	1,421
Gladstone, Adam S.	LAB	1,409
Wheatley, Robert	LD	1,286
Limbajee, Khevyn R.	LAB	1,253
Diwan, Mohammad S.	LD	1,217
Jones, Simon R.	LD	1,144
Rowe, Alexandra C.	GRE	496
Garrett, Emily S.	CON	322
Drury, Ian C.	CON	319
James, Tim R.	CON	293

Wood Street

Bean, Angela M.	LAB	1,471
Barnett, Peter J.	LAB	1,383
Sweden, Richard C.	LAB	1,289
McManus-Andrea, Laura	CON	999
Halabi, Halil M.	CON	953
Mazalon, Aleksander	CON	926
Hatton, Peter H.S.	LD	671
Iqbal, Mazhar	LD	593
Khan, Mohammad N.	LD	558
Olende, Christine J.	GRE	557

By-elections

Forest

LD gain from LAB

15 May 2003

Qureshi, Mashoodul F.	LD	1,283
Hayes, David G.	LAB	717
Foster, Julien A.S.	CON	417
Shafiq, Mohammed	IND	183
Dawes, Mark S.	GRE	171
Prosper, Cecilia	SA	47

*Death of Rahman, Mohammed F. (LAB)***William Morris**

LD gain from LAB

4 September 2003

Wheatley, Robert J.	LD	1,051
Reardon, Geraldine	LAB	932
Sabar, Kabir A.	CON	188
Lancet, Gary P.	GRE	151
Rock, Lee	SA	84

*Resignation of O'Connor, Martin J. (LAB)***Valley**

No change

28 October 2004

Wedderburn, Laurance A.	CON	791
Boyle, Henry A.	LD	710
Broadley, Margaret L.	LAB	552
Dransfield, Christopher	R	88

*Resignation of Divine, David (CON)***Hoe Street**

No change

18 November 2004

Sarkar, Arunes	LAB	774
Diwan, Mohammad S.	LD	561
Sinclair, Graham F.	CON	299
Dawes, Mark S.	GRE	199
Thompson, Louise H.	SALT	85

*Death of Nasim, Mohammed M. (LAB)***Leytonstone**

No change

14 July 2005

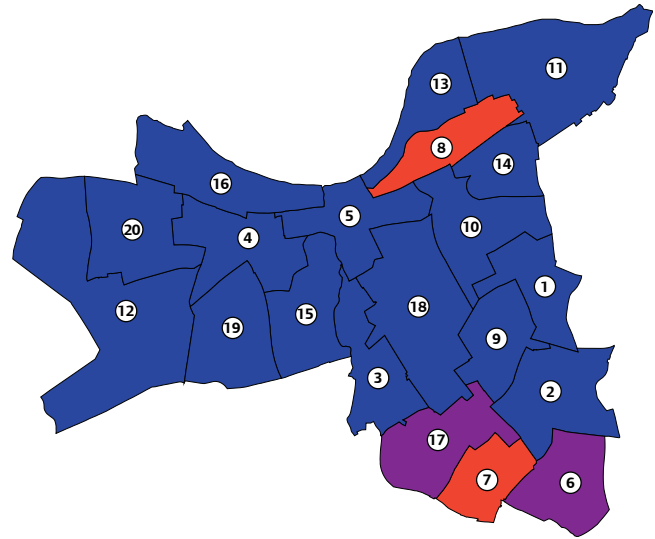
Pye, Marie E.	LAB	937
Khan, Meher	LD	765
Coleman, Caroline M.	R	354
Foster, Julien A.S.	CON	225
Dawes, Mark S.	GRE	165

Resignation of Leslie, Ian (LAB)

Wandsworth

Conservative administration

- | | |
|---------------|----------------------|
| 1 Balham | 11 Queenstown |
| 2 Bedford | 12 Roehampton |
| 3 Earlsfield | 13 St Mary's Park |
| 4 East Putney | 14 Shaftesbury |
| 5 Fairfield | 15 Southfields |
| 6 Furzedown | 16 Thamesfield |
| 7 Graveney | 17 Tooting |
| 8 Latchmere | 18 Wandsworth Common |
| 9 Nightingale | 19 West Hill |
| 10 Northcote | 20 West Putney |



An index of party codes and a legend for the borough maps can be found on page xxxii.

State of the parties, 1964-06

	CON	LAB	LD	other	total
4.5.06	51	9	-	-	60
2.5.02	50	10	-	-	60
7.5.98	50	11	-	-	61
5.5.94	45	16	-	-	61
3.5.90	48	13	-	-	61
8.5.86	31	30	-	-	61
6.5.82	33	27	1	-	61
4.5.78	36	25	-	-	61
4.5.74	12	48	-	-	60
13.5.71	7	53	-	-	60
9.5.68	48	12	-	-	60
7.5.64	13	47	-	-	60

% share of the poll, 1964-06

	% poll	CON	LAB	LD	other
4.5.06	34.1	51.2	23.8	10.3	14.7
2.5.02	29.7	49.4	30.9	10.9	8.8
7.5.98	39.4	52.7	35.6	8.3	3.4
5.5.94	50.0	49.4	39.1	8.8	2.7
3.5.90	56.5	50.8	37.1	4.5	7.6
8.5.86	51.4	42.7	44.0	10.9	2.5
6.5.82	48.7	42.7	38.1	18.8	0.5
4.5.78	45.3	51.7	42.0	4.0	2.4
4.5.74	35.7	38.2	52.1	8.9	0.8
13.5.71	40.3	38.2	60.4	0.7	0.8
9.5.68	34.3	59.7	34.9	4.6	0.8
7.5.64	35.0	38.1	53.3	6.5	2.1

Changes 2002-06

	CON	LAB	LD	other	total
Old council 06	50	10	-	-	60
Vacancies	-	-	-	-	-
By-elections	-	-	-	-	-
Allegiance changes	-	-	-	-	-
New council 02	50	10	-	-	60

General statistics

		Wandsworth	London
May 2006	Electorate	217,152	5,340,657
May 2002	Electorate	210,364	5,209,247
Mid 2006 (GLA)	Resident population aged 18 and over	230,600	5,841,600
Mid 2002 (ONS)	Resident population aged 18 and over	227,800	5,750,200
2005/6	estimated % unemployed	7.2	7.7
2001/2	estimated % unemployed	5.7	6.6
April 2006	Band 'D' council tax	£648	£1,214
April 2002	Band 'D' council tax	£403	£895

% share of the poll

	Date	%poll	CON	LAB	LD	GRE	others
Balham	4.5.06	32.4	55.3	16.7	11.9	16.1	
	2.5.02	27.5	59.5	25.1	8.9	6.6	
Bedford	4.5.06	34.2	44.1	25.0	11.4	17.3	IND 2.2
	2.5.02	28.6	38.9	32.1	13.5	15.4	-
Earlsfield	4.5.06	30.8	62.1	21.4	16.5	-	CPA -
	2.5.02	32.4	48.8	36.0	7.4	6.1	1.7
East Putney	4.5.06	32.5	61.7	12.9	10.1	15.2	
	2.5.02	27.7	63.4	24.5	12.2	-	
Fairfield	4.5.06	30.1	54.7	17.6	11.3	16.4	
	2.5.02	26.2	53.3	24.0	12.1	10.6	
Furzedown	4.5.06	44.0	40.2	41.3	6.2	12.3	
	2.5.02	37.0	41.5	41.9	6.6	10.0	
Graveney	4.5.06	38.2	21.6	34.2	27.5	11.3	IND 5.3
	2.5.02	30.0	16.7	41.8	33.1	8.4	-
Latchmere	4.5.06	38.0	41.2	44.8	-	14.0	SA -
	2.5.02	25.9	33.8	48.2	8.1	7.1	2.8
Nightingale	4.5.06	32.2	50.2	16.4	13.7	19.7	
	2.5.02	31.6	48.5	25.8	12.8	12.9	
Northcote	4.5.06	32.9	57.1	14.1	11.7	17.2	
	2.5.02	28.3	60.4	20.1	9.2	10.3	
Queenstown	4.5.06	34.7	43.6	33.7	-	14.7	IND 8.0
	2.5.02	28.2	49.3	42.0	8.8	-	-
Roehampton	4.5.06	32.4	50.4	34.0	7.4	8.1	
	2.5.02	33.0	47.0	38.8	7.3	7.0	
St Mary's Park	4.5.06	30.1	56.2	19.5	9.9	14.4	
	2.5.02	26.3	55.1	24.3	7.8	12.8	
Shaftesbury	4.5.06	30.9	55.1	20.6	9.9	14.4	
	2.5.02	26.6	51.3	28.0	9.3	11.4	
Southfields	4.5.06	35.9	53.4	15.5	18.4	11.0	IND 1.7
	2.5.02	31.8	52.7	24.3	11.3	-	11.8
Thamesfield	4.5.06	34.9	60.9	14.3	11.1	13.8	-
	2.5.02	31.8	53.8	19.6	10.2	-	16.4
Tooting	4.5.06	37.0	38.7	37.4	9.0	11.8	COMB 3.2
	2.5.02	26.5	30.4	47.7	10.6	11.3	-
Wandsworth Common	4.5.06	37.6	60.6	12.8	12.1	14.5	
	2.5.02	31.5	63.9	17.5	8.7	9.9	
West Hill	4.5.06	30.1	59.8	17.7	10.2	12.4	
	2.5.02	32.8	57.3	33.8	9.0	-	
West Putney	4.5.06	34.5	68.5	19.4	12.0	-	
	2.5.02	31.5	64.9	23.3	11.7	-	

Results

Balham

Forbes, Elizabeth A.	CON	2,284
Usher, Caroline H.M.I.	CON	2,171
King, Russell J.	CON	2,090
Hill, Jennifer	LAB	695
Tupper, Martin	LAB	668
Vitelli, Siobhan M.	GRE	637
O’Keeffe, Kieran	LAB	616
Green, Matthew G.	LD	474
Gibbs, Joan E.	LD	465

Bedford

Dunn, Antonia F.P.	CON	1,960
Finn, Stewart P.A.	CON	1,929
Wilkie, Sheldon A.	CON	1,836
Carpenter, Peter J.	LAB	1,093
Heath, James H.	LAB	1,093
Speck, Wendy M.	LAB	1,062
Rattray, John M.	GRE	750
Norman, Henrietta	LD	521
Williams, Richard R.	LD	464
Phillips, Simon K.	IND	95

Earlsfield

Graham, Angela	CON	2,306
Hope, Marc	CON	2,206
McNaught-Davis, Charles	CON	2,006
Brown, Nicola	LAB	853
Evetts, Benjamin	LAB	799
Sachon, James	LAB	589
Humphreys, Graham P.	GRE	577

East Putney

McDonnell, Leslie F.	CON	2,450
Larsson, Jeremy C.	CON	2,387
Prichard, Brian N.C.	CON	2,241
Dwyer, Felicity J.	GRE	582
Flanagan, Eileen A.	LAB	536
Underwood, Jennifer L.	LD	489
Anifowoshe, Victoria O.	LAB	482
El-Miqdadi, Eayad	LAB	467
Walter, Gerard A.	LD	352
Richert, Cyril X.	LD	322

Fairfield

Graham, Vanessa C.L.C.	CON	2,085
McCausland, Piers C.	CON	1,941
Thom, James S.	CON	1,891
Saunders, Beverley	LAB	668
McMullan, Brendan	LAB	664
Williams, Martin D.	GRE	590
Tomlinson, Brian	LAB	575
Lowe, Nicholas J.	LD	413
Warren, Patrick M.	LD	404

Furzedown

1 LAB gain from CON

Clay, Claire E.	CON	2,033
Farebrother, John F.	LAB	2,012
Gasser, Judith M.H.	LAB	2,010
Thomas, Mark D.	LAB	1,869
Worth, Sean	CON	1,856
Morgan, William O.	CON	1,837
Day, Michael L.	GRE	584
Jones, Ashley W.	LD	316
Giles, Alan S.	LD	298
Rodgers, Michael G.	LD	274

Graveney

Gibbons, Andrew	LAB	1,547
Osborn, Rex	LAB	1,464
Randall, Belinda	LAB	1,422
Dearden, Stephanie M.	LD	1,244
Bhatti, Nowsheen	LD	1,213
Ambache, Jeremy N.	LD	1,111
Kelly, Melanie C.A.	CON	1,006
Locker, John A.	CON	952
Ridgeon, Jhansi	CON	848
Turner, Timothy M.	GRE	489
Kulendran, Vallipuram	IND	231

Latchmere

Belton, Anthony	LAB	1,778
Cooper, Leonie A.	LAB	1,772
Johnson, Maurice	LAB	1,687
Hill, Philippa J.	CON	1,671
Desborough-Hurst, Matthew J.	CON	1,668
Walsh, Terence M.	CON	1,482
Hoffman, Marian B.	GRE	545

Nightingale

McDermott, Sarah C.	CON	2,102
Hart, Ian P.	CON	2,021
Govindia, Ravindra P.	CON	2,019
Mackenzie, Bruce W.D.	GRE	802
Anderson, Kathleen F.	LAB	773
Williams, Rhian	LAB	616
Lisinge, Alexander N.	LAB	614
Shields, Simon G.	LD	579
Fennelly, Anthony J.	LD	536

Northcote

Beddows, Philip W.	CON	2,339
Dawson, Peter M.	CON	2,293
Johnson, Martin D.	CON	2,221
Evans, Guy M.C.	GRE	686
Byrne, Karen E.	LAB	649
Kanal, Shalu C.	LAB	555
Nolan, Paul R.	LAB	482
Green, Christine A.	LD	477
Cronin, Charles H.	LD	456

Queenstown

Church, Deidre E.	CON	1,793
Todd, Michael G.	CON	1,769
Walden, David S.	CON	1,666
Joshi, Bindu	LAB	1,362
Ijaola, Olugbeminiyi	LAB	1,346
Lodge, Daniel	LAB	1,336
Austin, Caroline M.G.	GRE	586
Barnes, Brian G.	IND	320

Roehampton

Caisley, Scott F.	CON	1,872
Bradford, Penelope A.	CON	1,811
Knowles, Adrian C.	CON	1,737
Roy, Donald J.	LAB	1,275
Webster, Amanda C.	LAB	1,196
Russell, John R.	LAB	1,186
Shelmerdine, Valerie	LD	322
Turner, Michael	GRE	290
Brown, Hugh P.	LD	245
Shocket, Godfrey S.	LD	232

St Mary's Park

Davies, Mark S.	CON	2,048
Strickland, Tessa M.E.	CON	2,003
Hallmark, John D.	CON	2,000
Ainsworth, Edward	LAB	705
Gear, Sally	LAB	697
Taylor, Peter	LAB	696
Charlton, Hugo	GRE	517
McCullough, David J.	LD	355
Owen-Jones, David R.	LD	353

Shaftesbury

Cousins, James A.	CON	2,036
Ellis, John P.	CON	2,024
Senior, John G.B.	CON	1,883
Linton, Essie	LAB	811
Boyd, Geoffrey	LAB	742
Quinn, Aaron	LAB	672
Pollard, Vincent I.	GRE	517
Porter, Jeremy W.	LD	388
Rosenbaum, Alef	LD	327

Southfields

Nickels, Jennifer	CON	2,285
Allan, Lucy E.	CON	2,232
Reeve, Paul	CON	2,207
Ahmed, Anna M.L.	LD	867
Towner, Adam W.	LD	761
Burrett, Anthony K.	LD	690
Simpson, Josephine D.	LAB	680
Smith, Trevor R.	LAB	654
Amole, Raskai A.	LAB	617
Horsler, Dorothy H.	GRE	460
Larkin, Edward D.	IND	73

Thamesfield

Lister, Edward J.U.	CON	2,470
Torrington, Rosemary C.	CON	2,446
Maddan, James P.R.	CON	2,423
Robinson, Emily	LAB	595
Locke, Christopher E.	LAB	581
Vickery, Monica E.	GRE	553
Mitchell, Ewen G.W.	LAB	546
Jeffery, Christopher J.	LD	498
Sanders, Moira R.	LD	447
Zantides, Martha	LD	391

Tooting

2 CON gains from LAB

John-Richards, Susan	CON	1,707
Jacob, Alexander M.	CON	1,682
Bowes, Nicholas	LAB	1,643
Davies, Elisabeth S.	LAB	1,616
Maxwell Scott, Matthew J.	CON	1,596
King, Stuart T.	LAB	1,560
Henderson, Sarah J.	GRE	507
Clifton, Michael A.	LD	399
Patel, Jaya	LD	393
Moon, Christian	LD	368
Brand, Philip W.	COMB	136

By-elections**There were no by-elections in Wandsworth****Wandsworth Common**

Tracey, Katharine R.	CON	2,657
Heaster, Maurice A.S.	CON	2,628
Pugh, Henry R.M.	CON	2,623
Vickery, Albert R.	GRE	629
Dolan, Michael	LAB	625
Turley, Anna	LAB	553
Patterson, David	LD	524
Panto, Mark	LAB	496

West Hill

Howlett, Elizabeth	CON	2,149
Cuff, Nicholas R.	CON	1,992
Grimston, Malcolm C.	CON	1,964
Anderton, Carol	LAB	677
Slater, John A.	LAB	568
Guite, Alexander D.J.	LAB	561
Devons, Catherine S.	LD	438
Sokolowski, Tomasz J.	GRE	421
Spicer, Laurence	LD	319
Ward, Christopher R.	LD	285

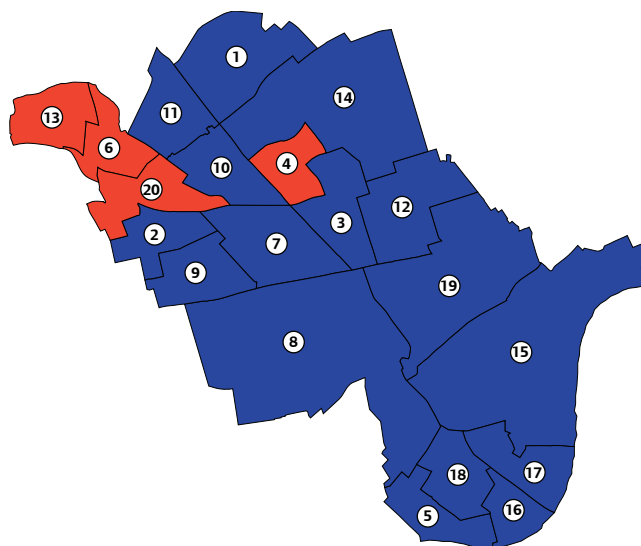
West Putney

Stokes, Ruth E.	CON	2,364
Cooper, Jane	CON	2,361
Penfold, Andrew R.L.	CON	2,317
Booker, Maureen	LAB	757
Brueseke, Pauline	LAB	650
Slinger, John A.	LAB	587
Shocket, Susan	LD	443
Ryan, John T.M.	LD	422
Williams, Robert I.	LD	373

City of Westminster

Conservative administration

- | | |
|-------------------------------|---------------------------|
| 1 Abbey Road | 10 Little Venice |
| 2 Bayswater | 11 Maida Vale |
| 3 Bryanston and Dorset Square | 12 Marylebone High Street |
| 4 Church Street | 13 Queen's Park |
| 5 Churchill | 14 Regent's Park |
| 6 Harrow Road | 15 St James's |
| 7 Hyde Park | 16 Tachbrook |
| 8 Knightsbridge and Belgravia | 17 Vincent Square |
| 9 Lancaster Gate | 18 Warwick |
| | 19 West End |
| | 20 Westbourne |



An index of party codes and a legend for the borough maps can be found on page xxxii.

State of the parties, 1964-06

	CON	LAB	LD	other	total
4.5.06	48	12	-	-	60
2.5.02	48	12	-	-	60
7.5.98	47	13	-	-	60
5.5.94	45	15	-	-	60
3.5.90	45	15	-	-	60
8.5.86	32	27	-	1	60
6.5.82	43	16	-	1	60
4.5.78	39	19	-	2	60
4.5.74	37	23	-	-	60
13.5.71	37	23	-	-	60
9.5.68	55	5	-	-	60
7.5.64	41	19	-	-	60

% share of the poll, 1964-06

	% poll	CON	LAB	LD	other
4.5.06	42.7	57.5	23.3	15.6	3.6
2.5.02	27.4	56.4	27.6	13.0	3.1
7.5.98	32.0	55.1	32.1	9.0	3.8
5.5.94	46.1	52.4	35.3	9.9	2.4
3.5.90	51.5	53.2	35.0	7.2	4.6
8.5.86	39.6	42.5	38.7	17.3	1.5
6.5.82	37.4	49.6	30.0	18.4	2.0
4.5.78	35.5	55.7	37.9	1.3	5.1
4.5.74	33.3	50.8	42.6	4.8	1.8
13.5.71	33.2	50.6	45.8	2.6	0.9
9.5.68	27.2	71.7	24.7	2.9	0.8
7.5.64	28.0	53.8	41.5	4.2	0.4

Changes 2002-06

	CON	LAB	LD	other	total
Old council 06	47	13	-	-	59
Vacancies	1	-	-	-	1
By-elections	-	-	-	-	-
Allegiance changes	-	-	-	-	-
New council 02	48	12	-	-	60

General statistics

		City of Westminster	London
May 2006	Electorate	140,663	5,340,657
May 2002	Electorate	133,281	5,209,247
Mid 2006 (GLA)	Resident population aged 18 and over	179,400	5,841,600
Mid 2002 (ONS)	Resident population aged 18 and over	183,000	5,750,200
2005/6	estimated % unemployed	9.2	7.7
2001/2	estimated % unemployed	6.8	6.6
April 2006	Band 'D' council tax	£659	£1,214
April 2002	Band 'D' council tax	£445	£895

% share of the poll

	Date	%poll	CON	LAB	LD	GRE	others
Abbey Road	4.5.06	43.9	70.1	14.8	15.1	-	IND -
	2.5.02	27.7	60.8	15.5	14.9	-	8.8
Bayswater	4.5.06	43.4	51.9	15.4	32.6	-	
	2.5.02	25.6	52.5	30.2	17.3	-	
Bryanston and Dorset Square	4.5.06	39.7	58.4	11.7	13.2	16.7	
	2.5.02	24.4	68.5	16.7	14.8	-	
Church Street	4.5.06	47.5	28.6	39.9	10.1	-	R 21.4
	2.5.02	25.7	27.9	59.2	12.9	-	-
Churchill	4.5.06	53.5	60.2	27.3	12.5	-	
	2.5.02	36.2	66.7	23.2	10.1	-	
Harrow Road	4.5.06	38.1	28.5	51.3	20.2	-	
	21.7.05	16.7	24.9	62.9	12.2	-	
	2.5.02	25.0	17.4	52.2	14.9	15.5	
Hyde Park	4.5.06	39.7	68.0	15.2	16.8	-	
	2.5.02	24.0	72.3	15.6	12.0	-	
Knightsbridge and Belgravia	4.5.06	40.0	85.4	5.4	9.2	-	
	2.5.02	22.2	78.0	4.9	9.4	7.8	
Lancaster Gate	4.5.06	35.6	65.1	17.4	17.5	-	
	2.5.02	24.9	66.5	18.0	15.4	-	
Little Venice	4.5.06	42.2	64.5	20.7	14.8	-	
	2.5.02	27.7	66.0	21.7	12.3	-	
Maida Vale	4.5.06	46.5	64.3	23.5	12.2	-	
	2.5.02	32.6	52.7	36.0	11.3	-	
Marylebone High Street	4.5.06	42.1	70.0	14.7	15.4	-	
	2.5.02	28.1	71.8	14.2	14.0	-	
Queen's Park	4.5.06	41.1	29.4	53.2	17.4	-	SA -
	2.5.02	26.3	16.9	61.4	11.1	-	10.6
Regent's Park	4.5.06	42.3	67.3	19.1	13.6	-	IND -
	2.5.02	27.9	60.4	20.5	10.5	-	8.7
St James's	4.5.06	43.2	65.3	18.0	16.7	-	
	2.5.02	26.4	59.0	19.7	13.1	8.2	
Tachbrook	4.5.06	50.6	65.0	20.5	14.5	-	
	2.5.02	37.3	62.7	25.0	12.3	-	
Vincent Square	4.5.06	48.1	66.1	18.1	15.8	-	
	2.5.02	33.0	67.7	19.9	12.4	-	
Warwick	4.5.06	45.9	72.7	13.1	14.2	-	
	2.5.02	28.5	70.0	15.0	15.0	-	
West End	4.5.06	39.2	51.3	16.9	13.6	14.6	UKIP 3.6
	2.5.02	23.4	64.7	22.2	13.2	-	-
Westbourne	4.5.06	35.7	29.1	42.8	17.4	-	IND 10.8
	2.5.02	22.9	24.4	62.5	13.1	-	-

Results

Abbey Road

Warner, Judith A.	CON	1,490
Nemeth, Cyril H.	CON	1,483
Gardner, Kevin A.	CON	1,456
Bell, Robert E.	LD	345
Wheeler, Elizabeth J.	LD	330
Hoskyns, Katharine	LAB	326
Rendel, Margherita N.	LAB	306
Griffin, Patrick J.	LAB	302
Evans, Gareth B.	LD	281

Bayswater

Brahams, Michael C.	CON	1,107
Connell, Brian A.	CON	1,100
Rahuja, Suhail A.	CON	1,035
Baring, Susan M.	LD	768
Way, Benjamin P.B.	LD	644
Thompson, Martin A.	LD	627
Kahya, Damian	LAB	330
Whitehead, Enid A.	LAB	319
Yousef, Assiya M.Al-H.	LAB	316

Bryanston and Dorset Square

Keen, Carolyn R.	CON	1,266
Lewis, Audrey R.	CON	1,250
Hooper, Angela M.	CON	1,187
Micelli, Heber	GRE	352
Bonar, Stuart A.	LD	317
Balmer, Neil J.	LD	263
Buxton, Brenda J.	LAB	262
Pilkington, Andrew W.P.	LD	256
Buckland, Derek J.	LAB	247
Deacon, Ian E.	LAB	233

Church Street

Toki, Abdul A.	LAB	1,099
Grahame, Barbara J.	LAB	1,078
Mothersdale, Antony G.	LAB	979
Hamid, Abdus S.	CON	807
Uddin, Abul F.M.	CON	794
Shaw, Alexander S.J.	CON	663
Ridley, Yvonne	R	565
Castles, Jacqueline M.	LD	310
Evans, Paul D.	LD	278
Nicolaou, Artemis	LD	209

Churchill

Richardson, Sarah L.	CON	1,411
Havery, Andrew J.	CON	1,393
Yarker, Nicholas T.	CON	1,339
Dick, Alastair W.	LAB	669
Williams, Matthew E.	LAB	612
Pollard, Luke	LAB	599
Holmans, Michael D.	LD	298
Kemp, Albert C.	LD	285
Torres, Rhoda M.	LD	275

Harrow Road

Bush, Ruth E.	LAB	1,036
McKie, Guthrie K.	LAB	899
Tabari, Sharan	LAB	877
Ahmed, Mehfuz	CON	523
Lees, Christopher R.	CON	520
Prendergast, Peter J.	CON	520
Miah, Shamsu	LD	411
Dunphy, Peter G.	LD	369
Fletcher, Winston	LD	325

Hyde Park

Batty, Pamela J.J.	CON	1,230
Barrow, Colin	CON	1,194
Floru, Jean-Paul T.	CON	1,176
Edwardes, Warren H.W.	LD	335
Smithard, Jane C.G.	LD	289
Al-Dhahir, Louis	LAB	278
Lee Koo, Corey D.	LAB	267
Stansfield, Esther M.	LD	264
Ogden, Joseph G.	LAB	260

Knightsbridge and Belgravia

Blois, Elizabeth F.M.	CON	1,272
Roe, Philippa M.	CON	1,270
Devenish, Anthony S.	CON	1,263
Jagger, Rachel G.	LD	145
Ulmer-Kracht, Elke B.	LD	135
Leavey, Patrick G.	LD	131
Abercrombie, Josephine	LAB	95
Cavalla, Margaret	LAB	79
Cavalla, Peter	LAB	66

Lancaster Gate

Burbridge, Susan M.	CON	1,270
Davis, Robert J.	CON	1,258
Milton, Simon H.	CON	1,218
Gray, Mark R.	LD	348
Ismail, Amia	LAB	346
Wilson, Monica	LD	335
Rea, Tony S.	LAB	330
Nicholson, Margaret J.	LD	326
Wegg-Prosser, Victoria	LAB	323

Little Venice

Caplan, Melvyn B.	CON	1,266
Doyle, Margaret M.	CON	1,248
Adams, Ian McL.	CON	1,246
Obaze, David E.R.	LAB	405
Edwards, John A.	LAB	402
Blick, Andrew	LAB	399
Wardle, Jonathan J.	LD	312
Swan, Jeremy K.	LD	281
Wardle, Philip J.	LD	271

Maida Vale

Prendergast, Janet M.	CON	1,489
Moss, Alastair M.	CON	1,406
Rowley, Lee B.	CON	1,357
Davies, Mark R.M.	LAB	535
Denton, Peter F.	LAB	522
Kravitz, Adam	LAB	497
Couchman, Anne	LD	294
Farmer, Neville M.	LD	263
Lutrin, Zena	LD	247

Marylebone High Street

Marshall, Harvey C.J.	CON	1,333
Page, Mark L.	CON	1,264
Vearncombe, Michael G.	CON	1,257
Robertson, Hugh	LAB	300
Brewin, David R.	LD	294
Taverne, Dick	LD	284
McDermott, Paul C.	LAB	274
Kiehl, Thomas R.	LD	269
Worton, David	LAB	233

Queen's Park

Taylor, Barrie K.	LAB	1,156
Qureshi, Mushtaq A.	LAB	1,114
Dimoldenberg, Paul H.	LAB	1,113
Ahmed, Koysor	CON	660
Afzal, Mian M.	CON	644
Maghribi, Abeer	CON	563
Oates, James B.	LD	388
Stephen, Susan D.	LD	365
Bliss, Nigel G.	LD	356

Regent's Park

Astaire, Daniel P.	CON	1,441
Hampson, Gwyneth A.	CON	1,412
Joiner, Timothy M.	CON	1,386
de Carne, Seana K.	LAB	432
Thompson, Paul M.	LAB	401
Prideaux, Francis M.	LAB	367
Hartwell, Herbert R.R.	LD	317
Service, Sophia A.L.D.	LD	279
Taylor, Marianne V.	LD	262

St James's

Mitchell, Timothy J.	CON	1,304
Hyams, Louise R.	CON	1,290
Nicoll, Alexander J.McD.	CON	1,216
Cole, David L.	LAB	372
Rossi, Marie-Louise E.	LD	360
Garside, Mair E.	LAB	343
Garside, Owain R.	LAB	335
Hughes, David J.	LD	307
Stevens, John C.C.	LD	305

Tachbrook

Bradley, Alan	CON	1,504
Harvey, Angela A.	CON	1,475
Evans, Nicholas R.H.	CON	1,464
Cadman, Harriet L.M.	LAB	494
Campbell-Savours, Markus D.	LAB	454
Thomson, William	LAB	451
Adamson, Victoria	LD	378
Hayes, Josephine M.	LD	327
Wilks, David M.	LD	285

Vincent Square

Sandys, Duncan J.W.	CON	1,596
Summers, Steven P.	CON	1,563
Chalkley, Danny J.	CON	1,544
Guy, Gillian M.D.	LAB	457
Heap, Peter W.	LAB	422
Lang, Margaret	LD	415
Mathewson, Alen J.	LAB	411
Taverne, Janice	LD	355
Hobbins, Kathleen J.	LD	354

Warwick

Aiken, Nicola J.	CON	1,608
Argar, Edward J.C.	CON	1,560
Flight, Christabel D.B.	CON	1,500
Brett-Jones, Anthony T.	LD	362
Davies, Linda J.	LAB	310
Foux, Melissa L-A.	LD	287
Giddings, Lynda	LAB	267
Nicolaou, Panayiota	LD	262
Segre, Daphne M.	LAB	261

West End

Roberts, Glenys M.	CON	1,011
Wilder, Ian G.	CON	958
Tombolis, Frixos G.	CON	883
Bieda, David A.	LAB	379
Dewhirst, Damian F.J.	LAB	298
Beattie, Morag G.	LD	275
Smith, Tristan J.L.	GRE	271
Steers, Ian S.	LD	263
Or-Bach, Alon	LAB	261
Blackburn, Mark D.H.	LD	219
Merton, Colin R.	UKIP	67

Westbourne

Boothroyd, David	LAB	891
d'Cruz, Vinod R.	LAB	837
Qureshi, Papy R.	LAB	750
Miller, Paul J.K.	CON	602
Rigby, Robert C.A.	CON	542
Keelson-Anfu, Florence A.A.	CON	541
Taylor, Stephanie J.C.	LD	387
Williams, Anthony P.	LD	321
Williams, Vera G.	LD	298
Dharamsi, Abdulla J.	IND	209

By-election**Harrow Road***No change**21 July 2005*

Bush, Ruth E.	LAB	774
Badzak, Jasna	CON	306
Mathew, Brian G.F.	LD	150

Resignation of Ohene-Djan, Josephine S. (LAB)

Ward voting statistics

Notes

The number voting is the number of ballot papers from all sources, included in the count.

The polling station and postal ballot papers are those included in the count.

The categories of reason for rejecting ballot papers are:

- lacking the official mark,
- containing more votes than the number of seats being contested,
- the voter could be identified by writing or marks, and
- unmarked or 'wholly void for uncertainty'.

Ward	Seats	Electorate	Number voting	% poll	Polling stations	Postal
Barking and Dagenham						
Abbey	3	7,379	2,203	29.9	1,948	255
Alibon	3	6,721	2,759	41.1	2,487	272
Becontree	3	7,578	2,454	32.4	2,111	343
Chadwell Heath	3	6,972	2,523	36.2	2,168	355
Eastbrook	3	7,523	4,070	54.1	3,729	341
Eastbury	3	7,697	3,031	39.4	2,536	495
Gascoigne	3	7,146	2,361	33.0	2,065	296
Goresbrook	3	7,298	3,021	41.4	2,656	365
Heath	3	7,396	2,534	34.3	2,259	275
Longbridge	3	7,543	3,661	48.5	3,234	427
Mayesbrook	3	6,886	2,782	40.4	2,440	342
Parsloes	3	6,643	2,465	37.1	2,095	370
River	3	7,419	2,649	35.7	2,314	335
Thames	3	7,223	2,224	30.8	1,930	294
Valence	3	6,662	2,649	39.8	2,323	326
Village	3	7,089	2,990	42.2	2,605	385
Whalebone	3	7,287	2,530	34.7	2,175	355
Barking and Dagenham	51	122,462	46,906	38.3	41,075	5,831
Barnet						
Brunswick Park	3	10,457	4,456	42.6	2,922	1,534
Burnt Oak	3	9,920	3,219	32.4	1,513	1,706
Childs Hill	3	10,853	3,916	36.1	2,109	1,807
Colindale	3	8,521	2,641	31.0	1,324	1,317
Coppetts	3	10,181	4,074	40.0	2,588	1,486
East Barnet	3	10,905	5,045	46.3	3,329	1,716
East Finchley	3	9,834	4,215	42.9	2,903	1,312
Edgware	3	10,633	4,164	39.2	2,476	1,688
Finchley Church End	3	9,770	4,178	42.8	2,705	1,473
Garden Suburb	3	9,829	4,551	46.3	3,102	1,449
Golders Green	3	9,804	3,602	36.7	1,883	1,719
Hale	3	10,709	4,899	45.7	2,783	2,116
Hendon	3	10,578	3,657	34.6	2,241	1,416
High Barnet	3	10,474	5,232	50.0	3,768	1,464
Mill Hill	3	10,968	4,873	44.4	3,249	1,624
Oakleigh	3	10,815	4,830	44.7	3,353	1,477
Totteridge	3	10,058	4,276	42.5	2,835	1,441
Underhill	3	10,491	5,086	48.5	3,009	2,077
West Finchley	3	9,682	4,331	44.7	2,717	1,614
West Hendon	3	10,186	3,614	35.5	1,977	1,637
Woodhouse	3	10,638	4,819	45.3	3,019	1,800
Barnet	63	215,306	89,678	41.7	55,805	33,873

Rejected ballot papers

Ward	Lacking official mark	More votes than entitled	Marked for identification	Unmarked wholly void	Total	Rejected in part	Total valid papers	% valid votes
Barking and Dagenham								
Abbey	0	9	1	65	75	0	2,128	96.6
Alibon	0	1	1	6	8	0	2,751	99.7
Becontree	0	0	0	81	81	0	2,373	96.7
Chadwell Heath	0	1	0	21	22	0	2,501	99.1
Eastbrook	0	1	0	158	159	0	3,911	96.1
Eastbury	0	0	0	8	8	0	3,023	99.7
Gascoigne	0	1	2	41	44	0	2,317	98.1
Goresbrook	0	0	0	6	6	0	3,015	99.8
Heath	0	0	0	81	81	0	2,453	96.8
Longbridge	0	0	0	0	0	0	3,661	100.0
Mayesbrook	0	0	0	7	7	0	2,775	99.7
Parsloes	0	0	0	21	21	0	2,444	99.1
River	0	1	2	52	55	0	2,594	97.9
Thames	0	0	0	63	63	0	2,161	97.2
Valence	0	0	0	15	15	0	2,634	99.4
Village	0	2	0	13	15	0	2,975	99.5
Whalebone	0	2	1	129	132	0	2,398	94.8
Barking and Dagenham	0	18	7	767	792	0	46,114	98.3
Barnet								
Brunswick Park	0	0	1	6	7	0	4,449	99.8
Burnt Oak	2	11	0	5	18	2	3,201	99.4
Childs Hill	3	6	3	48	60	0	3,856	98.5
Colindale	0	5	0	8	13	6	2,628	99.5
Coppetts	0	6	0	16	22	0	4,052	99.5
East Barnet	0	3	0	27	30	0	5,015	99.4
East Finchley	0	5	0	14	19	0	4,196	99.5
Edgware	0	4	0	6	10	6	4,154	99.8
Finchley Church End	0	24	0	48	72	0	4,106	98.3
Garden Suburb	15	6	0	18	39	0	4,512	99.1
Golders Green	0	0	0	13	13	0	3,589	99.6
Hale	0	8	2	8	18	4	4,881	99.6
Hendon	1	11	1	8	21	0	3,636	99.4
High Barnet	0	0	1	11	12	0	5,220	99.8
Mill Hill	0	9	2	7	18	3	4,855	99.6
Oakleigh	0	1	0	16	17	0	4,813	99.6
Totteridge	0	0	0	9	9	0	4,267	99.8
Underhill	0	1	2	25	28	0	5,058	99.4
West Finchley	0	0	0	12	12	0	4,319	99.7
West Hendon	0	8	3	8	19	7	3,595	99.5
Woodhouse	0	6	0	45	51	0	4,768	98.9
Barnet	21	114	15	358	508	28	89,170	99.4

Ward	Seats	Electorate	Number voting	% poll	Polling stations	Postal
Bexley						
Barnehurst	3	8,041	3,664	45.6	3,027	637
Belvedere	3	8,042	2,884	35.9	2,530	354
Blackfen and Lamorbey	3	8,019	3,554	44.3	3,077	477
Blendon and Penhill	3	8,292	3,488	42.1	2,995	493
Brampton	3	8,311	4,179	50.3	3,448	731
Christchurch	3	8,356	3,523	42.2	2,709	814
Colyers	3	8,232	3,333	40.5	2,730	603
Cray Meadows	3	8,089	3,750	46.4	3,046	704
Crayford	3	8,128	3,442	42.3	2,895	547
Danson Park	3	8,030	3,544	44.1	2,905	639
East Wickham	3	8,044	3,644	45.3	3,150	494
Erith	3	8,076	2,604	32.2	2,108	496
Falconwood and Welling	3	8,116	3,924	48.3	3,445	479
Lesnes Abbey	3	8,646	3,912	45.2	3,258	654
Longlands	3	7,659	3,314	43.3	2,821	493
North End	3	7,589	2,419	31.9	1,991	428
Northumberland Heath	3	7,928	3,695	46.6	3,238	457
St Mary's	3	8,135	3,697	45.4	3,175	522
St Michael's	3	7,998	3,723	46.5	3,345	378
Sidcup	3	8,375	3,740	44.7	3,226	514
Thamesmead East	3	8,626	2,256	26.2	1,856	400
Bexley	63	170,732	72,289	42.3	60,975	11,314
Brent						
Alperton	3	9,169	3,798	41.4	3,510	288
Barnhill	3	9,879	3,221	32.6	2,839	382
Brondesbury Park	3	8,382	3,354	40.0	2,666	688
Dollis Hill	3	7,980	3,143	39.4	2,775	368
Dudden Hill	3	9,078	3,474	38.3	3,143	331
Fryent	3	8,613	3,514	40.8	3,142	372
Harlesden	3	9,255	2,494	26.9	2,315	179
Kensal Green	3	8,728	2,610	29.9	2,403	207
Kenton	3	8,867	3,566	40.2	3,130	436
Kilburn	3	10,545	3,286	31.2	2,953	333
Mapesbury	3	9,445	3,440	36.4	2,962	478
Northwick Park	3	9,287	3,233	34.8	2,819	414
Preston	3	9,621	3,555	37.0	3,068	487
Queens Park	3	9,487	3,642	38.4	3,300	342
Queensbury	3	9,713	4,338	44.7	3,821	517
Stonebridge	3	10,184	2,868	28.2	2,593	275
Sudbury	3	9,295	3,668	39.5	3,240	428
Tokyngton	3	8,973	4,255	47.4	3,951	304
Welsh Harp	3	8,649	3,437	39.7	3,027	410
Wembley Central	3	8,995	4,093	45.5	3,655	438
Willesden Green	3	8,255	2,707	32.8	2,448	259
Brent	63	192,400	71,696	37.3	63,760	7,936

Rejected ballot papers

Ward	Lacking official mark	More votes than entitled	Marked for identification	Unmarked wholly void	Total	Rejected in part	Total valid papers	% valid votes
Bexley								
Barnehurst	0	3	0	19	22	1	3,642	99.4
Belvedere	0	0	0	29	29	0	2,855	99.0
Blackfen and Lamorbey	0	4	0	9	13	0	3,541	99.6
Blendon and Penhill	0	2	0	28	30	0	3,458	99.1
Brampton	0	0	0	12	12	0	4,167	99.7
Christchurch	0	3	0	25	28	0	3,495	99.2
Colyers	0	0	0	16	16	0	3,317	99.5
Cray Meadows	0	4	0	8	12	0	3,738	99.7
Crayford	0	1	0	6	7	0	3,435	99.8
Danson Park	0	0	0	28	28	0	3,516	99.2
East Wickham	0	2	0	1	3	0	3,641	99.9
Erith	1	5	0	17	23	0	2,581	99.1
Falconwood and Welling	0	3	0	6	9	0	3,915	99.8
Lesnes Abbey	0	2	0	14	16	0	3,896	99.6
Longlands	0	5	1	8	14	0	3,300	99.6
North End	0	0	0	6	6	0	2,413	99.8
Northumberland Heath	0	1	0	41	42	0	3,653	98.9
St Mary's	0	1	0	22	23	0	3,674	99.4
St Michael's	0	0	0	46	46	0	3,677	98.8
Sidcup	0	0	1	16	17	0	3,723	99.5
Thamesmead East	0	3	0	9	12	0	2,244	99.5
Bexley	1	39	2	366	408	1	71,881	99.4
Brent								
Alperton	0	10	1	17	28	0	3,770	99.3
Barnhill	0	4	1	9	14	0	3,207	99.6
Brondesbury Park	0	2	0	10	12	0	3,342	99.6
Dollis Hill	0	6	3	11	20	0	3,123	99.4
Dudden Hill	0	5	0	14	19	0	3,455	99.5
Fryent	0	5	0	14	19	0	3,495	99.5
Harlesden	0	8	2	7	17	0	2,477	99.3
Kensal Green	0	2	0	6	8	0	2,602	99.7
Kenton	0	4	0	3	7	0	3,559	99.8
Kilburn	0	1	0	8	9	0	3,277	99.7
Mapesbury	0	3	5	0	8	0	3,432	99.8
Northwick Park	0	3	0	2	5	0	3,228	99.8
Preston	0	4	1	10	15	0	3,540	99.6
Queens Park	0	9	1	8	18	1	3,624	99.5
Queensbury	0	4	0	10	14	0	4,324	99.7
Stonebridge	0	5	0	9	14	0	2,854	99.5
Sudbury	0	8	0	11	19	0	3,649	99.5
Tokyington	0	7	4	3	14	0	4,241	99.7
Welsh Harp	0	4	0	10	14	0	3,423	99.6
Wembley Central	0	10	1	13	24	0	4,069	99.4
Willesden Green	0	2	0	6	8	0	2,699	99.7
Brent	0	106	19	181	306	1	71,390	99.6

Ward	Seats	Electorate	Number voting	% poll	Polling stations	Postal
Bromley						
Bickley	3	11,027	4,733	42.9	3,767	966
Biggin Hill	2	7,808	3,373	43.2	2,953	420
Bromley Common and Keston	3	10,992	4,411	40.1	3,586	825
Bromley Town	3	11,933	4,659	39.0	3,755	904
Chelsfield and Pratts Bottom	3	11,275	5,523	49.0	4,573	950
Chislehurst	3	11,614	4,720	40.6	3,815	905
Clock House	3	11,583	4,684	40.4	4,019	665
Copers Cope	3	11,605	4,500	38.8	3,591	909
Cray Valley East	3	10,985	3,567	32.5	2,782	785
Cray Valley West	3	11,899	4,269	35.9	3,318	951
Crystal Palace	2	8,394	2,788	33.2	2,272	516
Darwin	1	3,704	1,729	46.7	1,471	258
Farnborough and Crofton	3	11,301	5,435	48.1	4,479	956
Hayes and Coney Hall	3	12,226	5,286	43.2	4,550	736
Kelsey and Eden Park	3	11,824	5,159	43.6	4,259	900
Mottingham and Chislehurst Nort	2	7,459	2,741	36.7	2,280	461
Orpington	3	11,547	5,434	47.1	4,452	982
Penge and Cator	3	12,064	4,759	39.4	4,103	656
Petts Wood and Knoll	3	10,847	5,323	49.1	4,516	807
Plaistow and Sundridge	3	11,312	4,855	42.9	4,100	755
Shortlands	2	7,546	3,448	45.7	2,834	614
West Wickham	3	11,252	5,228	46.5	4,432	796
Bromley	60	230,197	96,624	42.0	79,907	16,717
Camden						
Belsize	3	8,710	3,338	38.3	2,709	629
Bloomsbury	3	7,429	2,544	34.2	2,002	542
Camden Town with Primrose Hill	3	8,500	3,574	42.0	2,898	676
Cantelowes	3	8,270	2,920	35.3	2,475	445
Fortune Green	3	7,962	2,759	34.7	2,257	502
Frognaal and Fitzjohns	3	8,166	2,631	32.2	1,888	743
Gospel Oak	3	7,653	3,514	45.9	2,911	603
Hampstead Town	3	7,392	3,632	49.1	2,719	913
Haverstock	3	8,081	3,092	38.3	2,548	544
Highgate	3	7,986	3,788	47.4	3,037	751
Holborn and Covent Garden	3	8,561	2,717	31.7	2,205	512
Kentish Town	3	8,756	3,662	41.8	3,210	452
Kilburn	3	8,034	2,786	34.7	2,301	485
King's Cross	3	8,300	2,599	31.3	2,225	374
Regent's Park	3	8,570	3,155	36.8	2,635	520
St Pancras and Somers Town	3	8,008	3,122	39.0	2,626	496
Swiss Cottage	3	8,745	2,797	32.0	2,006	791
West Hampstead	3	8,260	2,577	31.2	2,104	473
Camden	54	147,383	55,207	37.5	44,756	10,451

Ward	Rejected ballot papers							% valid votes
	Lacking official mark	More votes than entitled	Marked for identification	Unmarked wholly void	Total	Rejected in part	Total valid papers	
Bromley								
Bickley	0	5	0	20	25	0	4,708	99.5
Biggin Hill	0	0	1	25	26	0	3,347	99.2
Bromley Common and Keston	0	2	1	11	14	0	4,397	99.7
Bromley Town	0	2	0	19	21	0	4,638	99.5
Chelsfield and Pratts Bottom	0	4	0	17	21	0	5,502	99.6
Chislehurst	0	0	1	16	17	0	4,703	99.6
Clock House	0	1	0	29	30	0	4,654	99.4
Copers Cope	0	3	2	26	31	0	4,469	99.3
Cray Valley East	0	5	0	24	29	0	3,538	99.2
Cray Valley West	0	2	4	7	13	0	4,256	99.7
Crystal Palace	0	2	0	12	14	0	2,774	99.5
Darwin	0	2	0	11	13	0	1,716	99.2
Farnborough and Crofton	5	3	0	17	25	0	5,410	99.5
Hayes and Coney Hall	0	2	0	16	18	0	5,268	99.7
Kelsey and Eden Park	0	4	1	14	19	0	5,140	99.6
Mottingham and Chislehurst Nort	0	2	0	3	5	0	2,736	99.8
Orpington	0	0	0	29	29	0	5,405	99.5
Penge and Cator	0	6	0	45	51	0	4,708	98.9
Petts Wood and Knoll	0	1	0	18	19	0	5,304	99.6
Plaistow and Sundridge	0	1	2	12	15	0	4,840	99.7
Shortlands	0	0	0	20	20	0	3,428	99.4
West Wickham	4	30	0	0	34	0	5,194	99.3
Bromley	9	77	12	391	489	0	96,135	99.5
Camden								
Belsize	0	0	10	1	11	0	3,327	99.7
Bloomsbury	0	2	1	7	10	0	2,534	99.6
Camden Town with Primrose Hill	0	3	11	0	14	0	3,560	99.6
Cantelowes	0	3	1	9	13	0	2,907	99.6
Fortune Green	0	2	1	11	14	0	2,745	99.5
Frogna and Fitzjohns	0	0	1	4	5	0	2,626	99.8
Gospel Oak	7	5	3	3	18	0	3,496	99.5
Hampstead Town	1	0	3	4	8	0	3,624	99.8
Haverstock	1	1	2	10	14	0	3,078	99.5
Highgate	0	0	0	7	7	0	3,781	99.8
Holborn and Covent Garden	0	4	1	6	11	0	2,706	99.6
Kentish Town	0	1	1	5	7	0	3,655	99.8
Kilburn	0	1	0	6	7	0	2,779	99.7
King's Cross	0	1	0	12	13	0	2,586	99.5
Regent's Park	0	5	1	14	20	0	3,135	99.4
St Pancras and Somers Town	2	4	0	13	19	0	3,103	99.4
Swiss Cottage	0	7	0	0	7	0	2,790	99.7
West Hampstead	0	1	0	9	10	0	2,567	99.6
Camden	11	40	36	121	208	0	54,999	99.6

Ward	Seats	Electorate	Number voting	% poll	Polling stations	Postal
Croydon						
Addiscombe	3	11,087	4,437	40.0	3,628	809
Ashburton	3	10,115	4,324	42.7	3,509	815
Bensham Manor	3	10,333	3,407	33.0	3,009	398
Broad Green	3	10,885	3,426	31.5	3,021	405
Coulsdon East	3	9,412	5,380	57.2	4,355	1025
Coulsdon West	3	9,831	4,226	43.0	3,335	891
Croham	3	10,785	4,460	41.4	3,704	756
Fairfield	3	10,127	3,808	37.6	2,798	1010
Fieldway	2	6,697	2,293	34.2	1,823	470
Heathfield	3	9,863	4,405	44.7	3,588	817
Kenley	3	10,473	4,367	41.7	3,450	917
New Addington	2	7,198	3,228	44.8	2,546	682
Norbury	3	10,978	4,784	43.6	3,881	903
Purley	3	10,161	4,159	40.9	3,413	746
Sanderstead	3	9,663	4,700	48.6	3,942	758
Selhurst	3	10,259	3,220	31.4	2,715	505
Selsdon and Ballards	3	9,355	4,719	50.4	3,950	769
Shirley	3	10,422	5,014	48.1	4,060	954
South Norwood	3	10,732	3,997	37.2	3,388	609
Thornton Heath	3	10,920	3,445	31.5	3,011	434
Upper Norwood	3	10,795	4,092	37.9	3,360	732
Waddon	3	11,096	5,076	45.7	4,045	1031
West Thornton	3	10,790	3,386	31.4	2,860	526
Woodside	3	10,314	3,485	33.8	2,868	617
Croydon	70	242,291	97,838	40.4	80,259	17,579
Ealing						
Acton Central	3	9,413	3,267	34.7	2,942	325
Cleveland	3	9,911	4,621	46.6	4,157	464
Dormers Wells	3	9,098	3,014	33.1	2,746	268
Ealing Broadway	3	9,268	3,311	35.7	2,882	429
Ealing Common	3	9,661	3,859	39.9	3,397	462
East Acton	3	9,554	3,117	32.6	2,801	316
Elthorne	3	9,510	3,290	34.6	2,972	318
Greenford Broadway	3	9,895	3,546	35.8	3,201	345
Greenford Green	3	9,602	3,737	38.9	3,382	355
Hanger Hill	3	9,959	3,903	39.2	3,429	474
Hobayne	3	9,339	3,685	39.5	3,329	356
Lady Margaret	3	9,654	3,189	33.0	2,875	314
North Greenford	3	9,916	4,029	40.6	3,591	438
Northfield	3	9,743	4,170	42.8	3,775	395
Northolt Mandeville	3	9,740	3,550	36.4	3,085	465
Northolt West End	3	9,651	2,949	30.6	2,637	312
Norwood Green	3	8,863	3,146	35.5	2,780	366
Perivale	3	10,029	4,201	41.9	3,894	307
South Acton	3	9,372	3,413	36.4	3,035	378
Southall Broadway	3	9,483	3,781	39.9	3,191	590
Southall Green	3	9,526	3,601	37.8	3,213	388
Southfield	3	9,786	3,672	37.5	3,213	459
Walpole	3	9,359	4,025	43.0	3,642	383
Ealing	69	220,332	83,076	37.7	74,169	8,907

Ward	Rejected ballot papers						Total valid papers	% valid votes
	Lacking official mark	More votes than entitled	Marked for identification	Unmarked wholly void	Total	Rejected in part		
Croydon								
Addiscombe	0	2	0	14	16	4	4,421	99.6
Ashburton	0	0	0	6	6	0	4,318	99.9
Bensham Manor	0	4	1	8	13	2	3,394	99.6
Broad Green	0	4	0	10	14	0	3,412	99.6
Coulsdon East	0	0	10	22	32	0	5,348	99.4
Coulsdon West	0	2	1	15	18	0	4,208	99.6
Croham	0	1	1	9	11	0	4,449	99.8
Fairfield	0	3	2	3	8	0	3,800	99.8
Fieldway	0	0	0	0	0	0	2,293	100.0
Heathfield	0	0	0	9	9	0	4,396	99.8
Kenley	0	3	1	11	15	0	4,352	99.7
New Addington	0	3	0	1	4	0	3,224	99.9
Norbury	0	3	1	11	15	0	4,769	99.7
Purley	0	1	0	6	7	0	4,152	99.8
Sanderstead	0	4	0	4	8	5	4,692	99.8
Selhurst	0	2	0	0	2	11	3,218	99.9
Selsdon and Ballards	0	1	0	12	13	0	4,706	99.7
Shirley	0	3	0	3	6	0	5,008	99.9
South Norwood	0	5	0	8	13	1	3,984	99.7
Thornton Heath	0	5	2	16	23	1	3,422	99.3
Upper Norwood	0	0	0	13	13	0	4,079	99.7
Waddon	0	5	4	6	15	0	5,061	99.7
West Thornton	12	1	0	0	13	4	3,373	99.6
Woodside	0	5	1	5	11	0	3,474	99.7
Croydon	12	57	24	192	285	28	97,553	99.7
Ealing								
Acton Central	0	7	0	8	15	0	3,252	99.5
Cleveland	0	5	0	13	18	0	4,603	99.6
Dormers Wells	4	4	0	15	23	0	2,991	99.2
Ealing Broadway	8	3	0	12	23	0	3,288	99.3
Ealing Common	1	0	0	7	8	0	3,851	99.8
East Acton	0	8	0	18	26	0	3,091	99.2
Elthorne	2	9	0	10	21	0	3,269	99.4
Greenford Broadway	0	1	0	7	8	0	3,538	99.8
Greenford Green	5	3	0	24	32	0	3,705	99.1
Hanger Hill	0	1	0	7	8	0	3,895	99.8
Hobayne	0	5	0	13	18	0	3,667	99.5
Lady Margaret	0	5	0	8	13	0	3,176	99.6
North Greenford	7	4	0	9	20	0	4,009	99.5
Northfield	0	5	0	12	17	0	4,153	99.6
Northolt Mandeville	2	1	0	27	30	0	3,520	99.2
Northolt West End	4	6	1	20	31	0	2,918	98.9
Norwood Green	0	7	0	8	15	0	3,131	99.5
Perivale	0	5	0	11	16	0	4,185	99.6
South Acton	0	3	0	13	16	0	3,397	99.5
Southall Broadway	0	10	0	13	23	0	3,758	99.4
Southall Green	0	10	0	6	16	0	3,585	99.6
Southfield	0	5	1	7	13	0	3,659	99.6
Walpole	0	1	0	10	11	0	4,014	99.7
Ealing	33	108	2	278	421	0	82,655	99.5

Ward	Seats	Electorate	Number voting	% poll	Polling stations	Postal
Enfield						
Bowes	3	8,592	3,166	36.8	2,281	885
Bush Hill Park	3	10,038	4,235	42.2	3,285	950
Chase	3	9,142	3,894	42.6	2,955	939
Cockfosters	3	10,061	3,750	37.3	2,443	1,307
Edmonton Green	3	8,657	2,874	33.2	2,150	724
Enfield Highway	3	9,415	3,419	36.3	2,590	829
Enfield Lock	3	9,679	3,232	33.4	2,319	913
Grange	3	9,419	4,144	44.0	3,139	1,005
Haselbury	3	9,251	3,119	33.7	2,502	617
Highlands	3	9,725	4,376	45.0	3,258	1,118
Jubilee	3	8,798	3,494	39.7	2,802	692
Lower Edmonton	3	9,445	3,138	33.2	2,526	612
Palmers Green	3	9,406	3,669	39.0	2,755	914
Ponders End	3	9,392	2,893	30.8	2,091	802
Southbury	3	9,030	3,616	40.0	2,687	929
Southgate	3	9,511	3,357	35.3	2,247	1,110
Southgate Green	3	9,723	3,957	40.7	2,876	1,081
Town	3	10,691	4,908	45.9	3,782	1,126
Turkey Street	3	8,803	3,159	35.9	2,210	949
Upper Edmonton	3	9,568	3,035	31.7	2,343	692
Winchmore Hill	3	9,676	3,798	39.3	2,773	1,025
Enfield	63	198,022	75,233	38.0	56,014	19,219
Greenwich						
Abbey Wood	3	10,045	3,244	32.3	2,637	607
Blackheath Westcombe	3	8,955	3,937	44.0	3,193	744
Charlton	3	9,309	3,470	37.3	2,859	611
Coldharbour and New Eltham	3	9,516	3,780	39.7	3,022	758
Eltham North	3	9,294	4,645	50.0	3,909	736
Eltham South	3	9,286	3,713	40.0	2,988	725
Eltham West	3	9,313	3,355	36.0	2,792	563
Glyndon	3	10,302	3,092	30.0	2,479	613
Greenwich West	3	9,712	3,395	35.0	2,829	566
Kidbrooke with Hornfair	3	9,315	3,313	35.6	2,561	752
Middle Park and Sutcliffe	3	9,255	3,765	40.7	2,973	792
Peninsula	3	8,192	2,896	35.4	2,436	460
Plumstead	3	9,831	3,328	33.9	2,718	610
Shooters Hill	3	9,219	3,870	42.0	3,213	657
Thamesmead Moorings	3	11,243	2,815	25.0	2,262	553
Woolwich Common	3	9,740	2,740	28.1	2,029	711
Woolwich Riverside	3	9,838	2,757	28.0	2,267	490
Greenwich	51	162,365	58,115	35.8	47,167	10,948

Ward	Rejected ballot papers					Total	Rejected in part	Total valid papers	% valid votes
	Lacking official mark	More votes than entitled	Marked for identification	Unmarked wholly void					
Enfield									
Bowes	0	1	0	14	15	0	3,151	99.5	
Bush Hill Park	0	3	0	9	12	0	4,223	99.7	
Chase	0	16	0	5	21	0	3,873	99.5	
Cockfosters	0	0	0	0	0	0	3,750	100.0	
Edmonton Green	0	9	1	14	24	0	2,850	99.2	
Enfield Highway	0	10	0	8	18	0	3,401	99.5	
Enfield Lock	0	10	0	5	15	0	3,217	99.5	
Grange	0	0	0	1	1	0	4,143	100.0	
Haselbury	0	4	3	19	26	0	3,093	99.2	
Highlands	0	3	0	16	19	0	4,357	99.6	
Jubilee	0	5	0	15	20	0	3,474	99.4	
Lower Edmonton	0	2	0	3	5	0	3,133	99.8	
Palmers Green	0	0	0	0	0	0	3,669	100.0	
Ponders End	0	5	0	22	27	0	2,866	99.1	
Southbury	0	2	1	3	6	0	3,610	99.8	
Southgate	0	1	0	0	1	0	3,356	100.0	
Southgate Green	0	4	1	0	5	0	3,952	99.9	
Town	0	6	0	0	6	0	4,902	99.9	
Turkey Street	0	4	1	19	24	0	3,135	99.2	
Upper Edmonton	0	7	2	11	20	0	3,015	99.3	
Winchmore Hill	0	3	0	0	3	0	3,795	99.9	
Enfield	0	95	9	164	268	0	74,965	99.6	
Greenwich									
Abbey Wood	0	3	0	32	35	0	3,209	98.9	
Blackheath Westcombe	1	1	0	12	14	0	3,923	99.6	
Charlton	0	5	0	13	18	0	3,452	99.5	
Coldharbour and New Eltham	13	2	0	20	35	0	3,745	99.1	
Eltham North	0	4	15	11	30	0	4,615	99.4	
Eltham South	2	3	0	30	35	0	3,678	99.1	
Eltham West	1	3	0	14	18	0	3,337	99.5	
Glyndon	0	1	0	48	49	0	3,043	98.4	
Greenwich West	0	1	0	16	17	0	3,378	99.5	
Kidbrooke with Hornfair	4	1	0	28	33	0	3,280	99.0	
Middle Park and Sutcliffe	12	3	0	42	57	0	3,708	98.5	
Peninsula	0	8	0	5	13	0	2,883	99.6	
Plumstead	0	5	0	49	54	0	3,274	98.4	
Shooters Hill	0	2	0	46	48	0	3,822	98.8	
Thamesmead Moorings	2	6	0	41	49	0	2,766	98.3	
Woolwich Common	0	8	0	25	33	0	2,707	98.8	
Woolwich Riverside	2	3	0	30	35	0	2,722	98.7	
Greenwich	37	59	15	462	573	0	57,542	99.0	

Ward	Seats	Electorate	Number voting	% poll	Polling stations	Postal
Hackney						
Brownswood	3	6,972	2,195	31.5	1,406	789
Cazenove	3	7,351	2,934	39.9	1,431	1,503
Chatham	3	7,101	2,108	29.7	1,389	719
Clissold	3	7,351	2,996	40.8	1,964	1,032
Dalston	3	7,484	2,458	32.8	1,674	784
De Beauvoir	3	7,627	2,296	30.1	1,486	810
Hackney Central	3	7,460	2,448	32.8	1,612	836
Hackney Downs	3	7,311	2,220	30.4	1,436	784
Haggerston	3	7,524	2,377	31.6	1,626	751
Hoxton	3	7,549	2,506	33.2	1,688	818
King's Park	3	6,571	2,120	32.3	1,384	736
Leabridge	3	6,470	2,512	38.8	1,694	818
Lordship	3	6,497	2,538	39.1	1,338	1,200
New River	3	6,326	2,455	38.8	1,346	1,109
Queensbridge	3	7,382	3,028	41.0	2,069	959
Springfield	3	5,961	1,848	31.0	1,122	726
Stoke Newington Central	3	7,353	2,636	35.8	1,885	751
Victoria	3	8,089	2,753	34.0	1,787	966
Wick	3	7,107	2,146	30.2	1,432	714
Hackney	57	135,486	46,574	34.4	29,769	16,805
Hammersmith and Fulham						
Addison	3	8,160	3,668	45.0	3,054	614
Askew	3	8,539	3,147	36.9	2,830	317
Avonmore and Brook Green	3	8,481	3,220	38.0	2,494	726
College Park and Old Oak	2	4,662	1,469	31.5	1,279	190
Fulham Broadway	3	7,549	3,342	44.3	2,682	660
Fulham Reach	3	7,628	3,360	44.0	2,724	636
Hammersmith Broadway	3	7,831	2,878	36.8	2,387	491
Munster	3	7,703	2,715	35.2	2,188	527
North End	3	7,795	3,283	42.1	2,686	597
Palace Riverside	2	5,431	2,745	50.5	1,975	770
Parsons Green and Walham	3	7,579	3,170	41.8	2,437	733
Ravenscourt Park	3	7,397	3,607	48.8	2,840	767
Sands End	3	7,363	3,023	41.1	2,339	684
Shepherd's Bush Green	3	7,800	2,432	31.2	2,117	315
Town	3	7,296	2,557	35.0	1,984	573
Wormholt and White City	3	8,081	2,701	33.4	2,395	306
Hammersmith and Fulham	46	119,295	47,317	39.7	38,411	8,906

Rejected ballot papers

Ward	Lacking official mark	More votes than entitled	Marked for identification	Unmarked wholly void	Total	Rejected in part	Total valid papers	% valid votes
Hackney								
Brownswood	0	0	3	14	17	0	2,178	99.2
Cazenove	0	2	1	25	28	0	2,906	99.0
Chatham	0	5	0	22	27	0	2,081	98.7
Clissold	0	0	6	7	13	2	2,983	99.6
Dalston	0	9	3	21	33	0	2,425	98.7
De Beauvoir	0	4	0	16	20	0	2,276	99.1
Hackney Central	0	3	0	14	17	0	2,431	99.3
Hackney Downs	0	4	2	31	37	0	2,183	98.3
Haggerston	0	0	0	24	24	11	2,353	99.0
Hoxton	13	1	1	3	18	0	2,488	99.3
King's Park	0	0	0	15	15	9	2,105	99.3
Leabridge	0	7	0	10	17	0	2,495	99.3
Lordship	0	2	7	14	23	0	2,515	99.1
New River	0	8	1	14	23	0	2,432	99.1
Queensbridge	3	7	4	20	34	0	2,994	98.9
Springfield	8	7	0	0	15	0	1,833	99.2
Stoke Newington Central	0	9	1	19	29	0	2,607	98.9
Victoria	7	11	0	17	35	0	2,718	98.7
Wick	0	3	0	12	15	0	2,131	99.3
Hackney	31	82	29	298	440	22	46,134	99.1
Hammersmith and Fulham								
Addison	0	1	0	11	12	0	3,656	99.7
Askew	0	7	1	22	30	0	3,117	99.0
Avonmore and Brook Green	0	4	0	14	18	0	3,202	99.4
College Park and Old Oak	0	6	2	6	14	0	1,455	99.0
Fulham Broadway	0	2	0	7	9	0	3,333	99.7
Fulham Reach	0	2	0	29	31	0	3,329	99.1
Hammersmith Broadway	0	3	0	19	22	0	2,856	99.2
Munster	0	2	0	23	25	0	2,690	99.1
North End	0	0	0	23	23	0	3,260	99.3
Palace Riverside	0	2	0	8	10	0	2,735	99.6
Parsons Green and Walham	0	1	0	8	9	0	3,161	99.7
Ravenscourt Park	0	5	0	11	16	0	3,591	99.6
Sands End	0	4	1	3	8	0	3,015	99.7
Shepherd's Bush Green	0	2	0	30	32	0	2,400	98.7
Town	0	0	0	14	14	0	2,543	99.5
Wormholt and White City	0	4	0	19	23	0	2,678	99.1
Hammersmith and Fulham	0	45	4	247	296	0	47,021	99.4

Ward	Seats	Electorate	Number voting	% poll	Polling stations	Postal
Haringey						
Alexandra	3	7,975	3,479	43.6	3,076	403
Bounds Green	3	7,824	3,105	39.7	2,719	386
Bruce Grove	3	8,054	2,394	29.7	2,132	262
Crouch End	3	8,769	3,350	38.2	2,903	447
Fortis Green	3	8,556	3,323	38.8	2,668	655
Harringay	3	8,132	2,979	36.6	2,745	234
Highgate	3	7,991	3,595	45.0	2,867	728
Hornsey	3	7,954	3,173	39.9	2,798	375
Muswell Hill	3	7,956	3,463	43.5	3,014	449
Noel Park	3	8,177	2,664	32.6	2,410	254
Northumberland Park	3	7,908	2,335	29.5	2,061	274
St Ann's	3	8,231	2,578	31.3	2,370	208
Seven Sisters	3	8,536	2,635	30.9	2,111	524
Stroud Green	3	8,365	3,330	39.8	2,970	360
Tottenham Green	3	8,159	2,191	26.9	1,962	229
Tottenham Hale	3	8,527	2,462	28.9	2,186	276
West Green	3	8,080	2,722	33.7	2,453	269
White Hart Lane	3	7,853	2,675	34.1	2,405	270
Woodside	3	8,183	3,117	38.1	2,741	376
Haringey	57	155,230	55,570	35.8	48,591	6,979
Harrow						
Belmont	3	7,909	3,630	45.9	3,243	387
Canons	3	8,634	3,281	38.0	2,564	717
Edgware	3	7,555	2,813	37.2	2,481	332
Greenhill	3	7,651	2,820	36.9	2,349	471
Harrow on the Hill	3	7,661	2,866	37.4	2,408	458
Harrow Weald	3	8,170	3,394	41.5	2,891	503
Hatch End	3	7,961	3,405	42.8	2,912	493
Headstone North	3	7,564	3,454	45.7	2,998	456
Headstone South	3	7,483	3,491	46.7	3,098	393
Kenton East	3	7,778	3,217	41.4	2,923	294
Kenton West	3	8,174	3,612	44.2	3,257	355
Marlborough	3	7,543	2,832	37.5	2,542	290
Pinner	3	7,608	3,201	42.1	2,604	597
Pinner South	3	7,789	3,464	44.5	2,951	513
Queensbury	3	8,038	3,161	39.3	2,804	357
Rayners Lane	3	7,823	3,748	47.9	3,314	434
Roxbourne	3	7,718	2,824	36.6	2,435	389
Roxeth	3	7,863	3,266	41.5	2,903	363
Stanmore Park	3	8,491	3,318	39.1	2,754	564
Wealdstone	3	7,118	2,664	37.4	2,369	295
West Harrow	3	7,212	3,300	45.8	2,878	422
Harrow	63	163,743	67,761	41.4	58,678	9,083

Rejected ballot papers

Ward	Lacking official mark	More votes than entitled	Marked for identification	Unmarked wholly void	Total	Rejected in part	Total valid papers	% valid votes
Haringey								
Alexandra	0	1	0	8	9	0	3,470	99.7
Bounds Green	0	8	0	10	18	0	3,087	99.4
Bruce Grove	0	0	0	13	13	0	2,381	99.5
Crouch End	0	0	0	4	4	0	3,346	99.9
Fortis Green	0	1	0	7	8	0	3,315	99.8
Harringay	0	2	1	9	12	0	2,967	99.6
Highgate	0	0	0	8	8	0	3,587	99.8
Hornsey	0	3	0	9	12	0	3,161	99.6
Muswell Hill	0	2	0	5	7	0	3,456	99.8
Noel Park	0	6	0	6	12	0	2,652	99.5
Northumberland Park	0	5	1	19	25	0	2,310	98.9
St Ann's	0	2	0	7	9	0	2,569	99.7
Seven Sisters	0	6	0	15	21	0	2,614	99.2
Stroud Green	0	2	1	8	11	0	3,319	99.7
Tottenham Green	0	6	0	7	13	0	2,178	99.4
Tottenham Hale	0	4	1	10	15	0	2,447	99.4
West Green	0	1	0	10	11	0	2,711	99.6
White Hart Lane	0	3	5	8	16	0	2,659	99.4
Woodside	0	6	2	12	20	0	3,097	99.4
Haringey	0	58	11	175	244	0	55,326	99.6
Harrow								
Belmont	0	4	0	12	16	0	3,614	99.6
Canons	0	4	0	9	13	0	3,268	99.6
Edgware	0	9	0	11	20	0	2,793	99.3
Greenhill	0	0	0	7	7	0	2,813	99.8
Harrow on the Hill	0	3	1	23	27	0	2,839	99.1
Harrow Weald	0	3	0	15	18	0	3,376	99.5
Hatch End	0	1	0	9	10	0	3,395	99.7
Headstone North	0	0	2	6	8	0	3,446	99.8
Headstone South	0	3	0	2	5	2	3,486	99.9
Kenton East	0	4	0	8	12	0	3,205	99.6
Kenton West	0	4	0	3	7	0	3,605	99.8
Marlborough	0	10	0	18	28	0	2,804	99.0
Pinner	0	2	0	14	16	0	3,185	99.5
Pinner South	0	0	0	16	16	0	3,448	99.5
Queensbury	0	6	0	2	8	11	3,153	99.7
Rayners Lane	0	3	0	6	9	0	3,739	99.8
Roxbourne	0	2	0	14	16	0	2,808	99.4
Roxeth	0	8	0	24	32	0	3,234	99.0
Stanmore Park	0	1	0	10	11	0	3,307	99.7
Wealdstone	0	2	4	2	8	0	2,656	99.7
West Harrow	0	4	0	13	17	0	3,283	99.5
Harrow	0	73	7	224	304	13	67,457	99.6

Ward	Seats	Electorate	Number voting	% poll	Polling stations	Postal
Havering						
Brooklands	3	9,939	3,769	37.9	3,128	641
Cranham	3	9,803	4,719	48.1	4,191	528
Elm Park	3	9,463	3,776	39.9	3,384	392
Emerson Park	3	9,317	3,891	41.8	3,348	543
Gooshays	3	9,735	3,016	31.0	2,629	387
Hacton	3	9,786	3,927	40.1	3,486	441
Harold Wood	3	9,853	4,014	40.7	3,602	412
Havering Park	3	9,177	3,577	39.0	2,866	711
Heaton	3	8,800	2,846	32.3	2,460	386
Hylands	3	9,681	3,806	39.3	3,328	478
Mawneys	3	9,443	3,832	40.6	3,127	705
Pettits	3	10,175	4,660	45.8	3,773	887
Rainham and Wennington	3	9,091	3,354	36.9	2,969	385
Romford Town	3	10,700	3,741	35.0	2,950	791
St Andrew's	3	10,298	4,202	40.8	3,636	566
South Hornchurch	3	9,991	3,396	34.0	3,058	338
Squirrel's Heath	3	9,852	3,847	39.0	3,047	800
Upminster	3	10,170	4,946	48.6	4,348	598
Havering	54	175,274	69,319	39.5	59,330	9,989
Hillingdon						
Barnhill	3	8,271	2,688	32.5	2,350	338
Botwell	3	8,814	2,785	31.6	2,450	335
Brunel	3	8,867	2,887	32.6	2,358	529
Cavendish	3	8,536	4,176	48.9	3,686	490
Charville	3	8,478	3,250	38.3	2,876	374
Eastcote and East Ruislip	3	8,958	4,322	48.2	3,812	510
Harefield	2	5,450	2,264	41.5	1,977	287
Heathrow Villages	3	7,757	2,662	34.3	2,281	381
Hillingdon East	3	8,683	3,231	37.2	2,783	448
Ickenham	3	7,842	3,735	47.6	3,222	513
Manor	3	8,282	4,318	52.1	3,915	403
Northwood	3	8,128	3,126	38.5	2,611	515
Northwood Hills	3	8,390	3,136	37.4	2,600	536
Pinkwell	3	8,989	3,058	34.0	2,681	377
South Ruislip	3	8,330	3,549	42.6	3,017	532
Townfield	3	8,498	2,565	30.2	2,285	280
Uxbridge North	3	8,772	3,439	39.2	2,802	637
Uxbridge South	3	9,064	2,962	32.7	2,538	424
West Drayton	3	8,791	3,101	35.3	2,665	436
West Ruislip	3	7,750	3,376	43.6	2,940	436
Yeading	3	8,400	2,695	32.1	2,258	437
Yiewsley	3	8,205	2,451	29.9	2,145	306
Hillingdon	65	183,255	69,776	38.1	60,252	9,524

Ward	Rejected ballot papers					Total	Rejected in part	Total valid papers	% valid votes
	Lacking official mark	More votes than entitled	Marked for identification	Unmarked wholly void					
Havering									
Brooklands	0	0	0	17	17	0	3,752	99.5	
Cranham	0	5	0	11	16	0	4,703	99.7	
Elm Park	0	4	12	0	16	0	3,760	99.6	
Emerson Park	4	1	0	21	26	0	3,865	99.3	
Gooshays	0	3	0	4	7	0	3,009	99.8	
Hacton	0	0	0	25	25	0	3,902	99.4	
Harold Wood	0	1	0	21	22	0	3,992	99.5	
Havering Park	0	2	0	17	19	0	3,558	99.5	
Heaton	0	4	0	11	15	0	2,831	99.5	
Hylands	0	2	0	19	21	0	3,785	99.4	
Mawneys	0	3	0	10	13	0	3,819	99.7	
Pettits	0	3	0	10	13	0	4,647	99.7	
Rainham and Wennington	1	4	0	14	19	0	3,335	99.4	
Romford Town	0	0	1	29	30	0	3,711	99.2	
St Andrew's	6	4	1	6	17	0	4,185	99.6	
South Hornchurch	0	0	0	13	13	0	3,383	99.6	
Squirrel's Heath	0	0	1	16	17	0	3,830	99.6	
Upminster	0	0	0	13	13	0	4,933	99.7	
Havering	11	36	15	257	319	0	69,000	99.5	
Hillingdon									
Barnhill	0	1	0	5	6	0	2,682	99.8	
Botwell	0	3	0	16	19	0	2,766	99.3	
Brunel	0	0	0	17	17	0	2,870	99.4	
Cavendish	0	1	0	15	16	0	4,160	99.6	
Charville	0	8	0	19	27	0	3,223	99.2	
Eastcote and East Ruislip	0	2	1	24	27	0	4,295	99.4	
Harefield	0	0	0	2	2	0	2,262	99.9	
Heathrow Villages	0	1	0	1	2	0	2,660	99.9	
Hillingdon East	0	0	0	10	10	0	3,221	99.7	
Ickenham	0	1	0	20	21	0	3,714	99.4	
Manor	1	1	2	11	15	0	4,303	99.7	
Northwood	0	4	0	22	26	0	3,100	99.2	
Northwood Hills	0	1	0	19	20	0	3,116	99.4	
Pinkwell	0	3	0	11	14	0	3,044	99.5	
South Ruislip	0	0	0	1	1	0	3,548	100.0	
Townfield	0	4	1	7	12	0	2,553	99.5	
Uxbridge North	0	3	0	6	9	0	3,430	99.7	
Uxbridge South	0	2	4	14	20	0	2,942	99.3	
West Drayton	0	1	0	7	8	0	3,093	99.7	
West Ruislip	0	0	0	6	6	0	3,370	99.8	
Yeading	0	2	0	13	15	0	2,680	99.4	
Yiewsley	0	0	0	15	15	0	2,436	99.4	
Hillingdon	1	38	8	261	308	0	69,468	99.6	

Ward	Seats	Electorate	Number voting	% poll	Polling stations	Postal
Hounslow						
Bedfont	3	7,505	2,803	37.3	1,974	829
Brentford	3	7,689	3,103	40.4	2,441	662
Chiswick Homefields	3	7,348	2,912	39.6	2,168	744
Chiswick Riverside	3	7,631	3,161	41.4	2,473	688
Cranford	3	7,346	2,996	40.8	1,929	1,067
Feltham North	3	7,361	2,934	39.9	2,244	690
Feltham West	3	7,871	2,530	32.1	1,970	560
Hanworth	3	7,128	2,310	32.4	1,730	580
Hanworth Park	3	7,411	2,842	38.3	2,243	599
Heston Central	3	7,715	2,950	38.2	2,136	814
Heston East	3	7,769	2,715	34.9	2,224	491
Heston West	3	7,624	3,086	40.5	2,224	862
Hounslow Central	3	7,785	2,889	37.1	2,206	683
Hounslow Heath	3	8,014	2,965	37.0	2,315	650
Hounslow South	3	7,617	3,546	46.6	3,021	525
Hounslow West	3	7,520	2,568	34.1	2,085	483
Isleworth	3	7,281	2,694	37.0	2,164	530
Osterley and Spring Grove	3	7,903	2,887	36.5	2,302	585
Syon	3	7,760	2,795	36.0	2,260	535
Turnham Green	3	7,392	2,676	36.2	2,055	621
Hounslow	60	151,670	57,362	37.8	44,164	13,198
Islington						
Barnsbury	3	7,645	2,743	35.9	2,276	467
Bunhill	3	8,444	2,486	29.4	2,056	430
Caledonian	3	7,562	2,583	34.2	2,161	422
Canonbury	3	7,706	2,444	31.7	1,952	492
Clerkenwell	3	7,735	2,423	31.3	2,033	390
Finsbury Park	3	7,877	2,413	30.6	2,067	346
Highbury East	3	7,579	2,763	36.5	2,308	455
Highbury West	3	8,210	2,854	34.8	2,487	367
Hillrise	3	7,535	2,571	34.1	2,178	393
Holloway	3	7,615	2,454	32.2	2,032	422
Junction	3	7,450	2,638	35.4	2,213	425
Mildmay	3	7,901	2,169	27.5	1,766	403
St George's	3	7,794	2,810	36.1	2,388	422
St Mary's	3	7,506	2,518	33.5	2,105	413
St Peter's	3	7,769	2,567	33.0	2,101	466
Tollington	3	8,453	2,876	34.0	2,509	367
Islington	48	124,781	41,312	33.1	34,632	6,680

Rejected ballot papers

Ward	Lacking official mark	More votes than entitled	Marked for identification	Unmarked wholly void	Total	Rejected in part	Total valid papers	% valid votes
Hounslow								
Bedfont	0	2	0	12	14	0	2,789	99.5
Brentford	0	2	0	12	14	0	3,089	99.5
Chiswick Homefields	0	1	0	4	5	0	2,907	99.8
Chiswick Riverside	0	0	1	7	8	0	3,153	99.7
Cranford	0	4	2	8	14	0	2,982	99.5
Feltham North	0	1	0	3	4	0	2,930	99.9
Feltham West	0	0	0	8	8	0	2,522	99.7
Hanworth	0	0	0	13	13	0	2,297	99.4
Hanworth Park	0	0	0	14	14	0	2,828	99.5
Heston Central	0	5	2	11	18	0	2,932	99.4
Heston East	0	5	0	6	11	0	2,704	99.6
Heston West	0	2	2	19	23	0	3,063	99.3
Hounslow Central	0	0	3	5	8	0	2,881	99.7
Hounslow Heath	0	4	1	10	15	0	2,950	99.5
Hounslow South	0	0	0	10	10	0	3,536	99.7
Hounslow West	0	6	0	12	18	0	2,550	99.3
Isleworth	0	0	1	11	12	0	2,682	99.6
Osterley and Spring Grove	0	0	0	2	2	0	2,885	99.9
Syon	0	5	0	10	15	0	2,780	99.5
Turnham Green	0	2	0	3	5	0	2,671	99.8
Hounslow	0	39	12	180	231	0	57,131	99.6
Islington								
Barnsbury	0	0	1	15	16	0	2,727	99.4
Bunhill	0	0	0	5	5	0	2,481	99.8
Caledonian	0	5	0	8	13	0	2,570	99.5
Canonbury	0	0	0	8	8	0	2,436	99.7
Clerkenwell	0	0	0	8	8	0	2,415	99.7
Finsbury Park	0	0	0	7	7	0	2,406	99.7
Highbury East	0	1	0	7	8	0	2,755	99.7
Highbury West	0	3	0	18	21	0	2,833	99.3
Hillrise	0	3	0	5	8	0	2,563	99.7
Holloway	0	3	0	21	24	0	2,430	99.0
Junction	0	2	0	8	10	0	2,628	99.6
Mildmay	0	2	0	33	35	0	2,134	98.4
St George's	0	2	0	17	19	0	2,791	99.3
St Mary's	1	2	0	9	12	0	2,506	99.5
St Peter's	0	1	0	5	6	0	2,561	99.8
Tollington	0	2	0	13	15	0	2,861	99.5
Islington	1	26	1	187	215	0	41,097	99.5

Ward	Seats	Electorate	Number voting	% poll	Polling stations	Postal
Kensington and Chelsea						
Abingdon	3	6,553	1,685	25.7	1,402	283
Brompton	3	6,141	1,460	23.8	1,151	309
Campden	3	5,353	1,681	31.4	1,394	287
Colville	3	5,591	1,784	31.9	1,636	148
Courtfield	3	5,964	1,411	23.7	1,191	220
Cremorne	3	5,487	1,948	35.5	1,732	216
Earls Court	3	6,145	1,542	25.1	1,344	198
Golborne	3	5,644	1,679	29.7	1,561	118
Hans Town	3	5,909	1,593	27.0	1,306	287
Holland	3	5,876	1,609	27.4	1,375	234
Norland	3	5,949	1,949	32.8	1,696	253
Notting Barns	3	6,203	2,109	34.0	1,932	177
Pembridge	3	5,206	1,525	29.3	1,356	169
Queen's Gate	3	6,024	1,483	24.6	1,135	348
Redcliffe	3	6,398	1,597	25.0	1,404	193
Royal Hospital	3	5,369	1,711	31.9	1,381	330
St Charles	3	6,044	2,090	34.6	1,857	233
Stanley	3	5,087	1,534	30.2	1,277	257
Kensington and Chelsea	54	104,943	30,390	29.0	26,130	4,260
Kingston upon Thames						
Alexandra	3	6,302	3,211	51.0	2,697	514
Berrylands	3	6,428	3,311	51.5	2,628	683
Beverly	3	6,197	2,999	48.4	2,519	480
Canbury	3	7,396	3,241	43.8	2,473	768
Chessington North and Hook	3	5,990	2,570	42.9	2,045	525
Chessington South	3	6,889	3,208	46.6	2,698	510
Coombe Hill	3	6,590	2,502	38.0	1,747	755
Coombe Vale	3	6,184	3,165	51.2	2,522	643
Grove	3	6,477	2,491	38.5	1,876	615
Norbiton	3	5,728	2,494	43.5	1,969	525
Old Malden	3	6,562	3,322	50.6	2,794	528
St James	3	6,080	2,875	47.3	2,306	569
St Mark's	3	7,292	2,720	37.3	2,094	626
Surbiton Hill	3	6,930	3,063	44.2	2,315	748
Tolworth and Hook Rise	3	6,454	2,749	42.6	2,208	541
Tudor	3	6,316	3,014	47.7	2,256	758
Kingston upon Thames	48	103,815	46,935	45.2	37,147	9,788

Rejected ballot papers

Ward	Lacking official mark	More votes than entitled	Marked for identification	Unmarked wholly void	Total	Rejected in part	Total valid papers	% valid votes
Kensington and Chelsea								
Abingdon	0	2	0	5	7	0	1,678	99.6
Brompton	0	1	0	5	6	0	1,454	99.6
Campden	0	1	0	3	3	0	1,678	99.8
Colville	0	4	0	11	15	0	1,769	99.2
Courtfield	0	7	0	6	13	0	1,398	99.1
Cremorne	0	7	2	10	12	0	1,936	99.4
Earls Court	13	3	0	10	16	0	1,526	99.0
Golborne	15	4	0	10	19	0	1,660	98.9
Hans Town	0	3	0	19	22	0	1,571	98.6
Holland	0	3	0	4	4	0	1,605	99.8
Norland	0	3	0	18	18	0	1,931	99.1
Notting Barns	0	3	0	27	30	0	2,079	98.6
Pembridge	0	3	0	5	5	0	1,520	99.7
Queen's Gate	0	3	0	7	7	0	1,476	99.5
Redcliffe	0	2	0	7	9	0	1,588	99.4
Royal Hospital	0	1	0	3	4	0	1,707	99.8
St Charles	23	1	0	3	24	0	2,066	98.9
Stanley	0	1	0	4	4	0	1,530	99.7
Kensington and Chelsea	51	52	2	157	218	0	30,172	99.3
Kingston upon Thames								
Alexandra	0	1	0	10	11	0	3,200	99.7
Berrylands	0	0	0	11	11	0	3,300	99.7
Beverley	0	1	0	8	9	0	2,990	99.7
Canbury	0	0	0	9	9	0	3,232	99.7
Chessington North and Hook	0	3	0	17	20	0	2,550	99.2
Chessington South	0	2	0	8	10	0	3,198	99.7
Coombe Hill	0	0	0	0	0	0	2,502	100.0
Coombe Vale	0	0	0	5	5	0	3,160	99.8
Grove	0	4	0	7	11	0	2,480	99.6
Norbiton	0	1	0	2	3	0	2,491	99.9
Old Malden	0	2	0	13	15	0	3,307	99.5
St James	0	1	0	15	16	0	2,859	99.4
St Mark's	0	2	0	5	7	0	2,713	99.7
Surbiton Hill	0	2	0	2	4	0	3,059	99.9
Tolworth and Hook Rise	0	5	0	11	16	0	2,733	99.4
Tudor	0	1	0	4	5	0	3,009	99.8
Kingston upon Thames	0	25	0	127	152	0	46,783	99.7

Ward	Seats	Electorate	Number voting	% poll	Polling stations	Postal
Lambeth						
Bishop's	3	7,515	2,149	28.6	1,757	392
Brixton Hill	3	10,545	2,855	27.1	2,435	420
Clapham Common	3	9,434	3,014	31.9	2,386	628
Clapham Town	3	10,042	3,356	33.4	2,738	618
Coldharbour	3	10,955	2,391	21.8	1,973	418
Ferndale	3	11,239	2,576	22.9	2,174	402
Gipsy Hill	3	9,718	3,043	31.3	2,478	565
Herne Hill	3	10,361	3,616	34.9	3,105	511
Knight's Hill	3	9,746	3,361	34.5	2,838	523
Larkhall	3	11,125	2,644	23.8	2,210	434
Oval	3	10,397	2,773	26.7	2,209	564
Prince's	3	10,149	3,395	33.5	3,034	361
St Leonard's	3	9,955	2,844	28.6	2,360	484
Stockwell	3	10,098	3,442	34.1	2,939	503
Streatham Hill	3	10,320	3,222	31.2	2,740	482
Streatham South	3	9,865	3,792	38.4	3,270	522
Streatham Wells	3	9,915	2,847	28.7	2,335	512
Thornton	3	9,266	3,421	36.9	2,910	511
Thurlow Park	3	9,581	3,362	35.1	2,788	574
Tulse Hill	3	10,546	2,865	27.2	2,455	410
Vassall	3	10,214	3,247	31.8	2,748	499
Lambeth	63	210,986	64,215	30.4	53,882	10,333
Lewisham						
Bellingham	3	9,628	2,638	27.4	2,052	586
Blackheath	3	9,516	2,990	31.4	2,276	714
Brockley	3	10,725	3,428	32.0	2,916	512
Catford South	3	10,124	3,661	36.2	3,069	592
Crofton Park	3	10,103	3,477	34.4	2,939	538
Downham	3	9,575	3,066	32.0	2,406	660
Evelyn	3	9,378	2,584	27.6	2,170	414
Forest Hill	3	9,684	3,780	39.0	3,076	704
Grove Park	3	10,414	3,488	33.5	2,847	641
Ladywell	3	9,300	3,815	41.0	3,196	619
Lee Green	3	9,842	4,063	41.3	3,402	661
Lewisham Central	3	10,352	3,229	31.2	2,482	747
New Cross	3	10,042	2,684	26.7	2,200	484
Perry Vale	3	10,063	3,477	34.6	2,908	569
Rushey Green	3	9,286	2,699	29.1	2,198	501
Sydenham	3	10,449	3,468	33.2	2,822	646
Telegraph Hill	3	10,066	3,420	34.0	2,841	579
Whitefoot	3	9,395	3,211	34.2	2,513	698
Lewisham	54	177,942	59,178	33.3	48,313	10,865

Ward	Rejected ballot papers					Total	Rejected in part	Total valid papers	% valid votes
	Lacking official mark	More votes than entitled	Marked for identification	Unmarked wholly void					
Lambeth									
Bishop's	0	2	1	8	11	0	2,138	99.5	
Brixton Hill	0	3	0	17	20	0	2,835	99.3	
Clapham Common	0	0	0	3	3	0	3,011	99.9	
Clapham Town	0	7	0	12	19	0	3,337	99.4	
Coldharbour	0	2	3	7	12	0	2,379	99.5	
Ferndale	0	3	0	17	20	0	2,556	99.2	
Gipsy Hill	0	5	0	10	15	0	3,028	99.5	
Herne Hill	0	3	2	11	16	0	3,600	99.6	
Knight's Hill	0	4	0	5	9	0	3,352	99.7	
Larkhall	0	4	5	14	23	0	2,621	99.1	
Oval	0	0	0	8	8	0	2,765	99.7	
Prince's	0	5	0	10	15	0	3,380	99.6	
St Leonard's	0	0	0	2	2	0	2,842	99.9	
Stockwell	0	5	0	8	13	0	3,429	99.6	
Streatham Hill	0	2	1	3	6	0	3,216	99.8	
Streatham South	0	3	1	7	11	0	3,781	99.7	
Streatham Wells	0	3	0	13	16	0	2,831	99.4	
Thornton	0	3	12	3	18	0	3,403	99.5	
Thurlow Park	0	4	0	4	8	0	3,354	99.8	
Tulse Hill	0	1	0	11	12	0	2,853	99.6	
Vassall	0	2	6	21	29	0	3,218	99.1	
Lambeth	0	61	31	194	286	0	63,929	99.6	
Lewisham									
Bellingham	0	9	0	39	48	0	2,590	98.2	
Blackheath	0	16	1	41	58	0	2,932	98.1	
Brockley	0	11	0	44	55	0	3,373	98.4	
Catford South	0	4	0	62	66	0	3,595	98.2	
Crofton Park	0	17	0	33	50	0	3,427	98.6	
Downham	0	7	0	44	51	0	3,015	98.3	
Evelyn	0	20	0	29	49	0	2,535	98.1	
Forest Hill	0	7	0	25	32	0	3,748	99.2	
Grove Park	0	15	0	36	51	0	3,437	98.5	
Ladywell	0	7	0	26	33	0	3,782	99.1	
Lee Green	0	12	1	31	44	0	4,019	98.9	
Lewisham Central	0	14	0	34	48	0	3,181	98.5	
New Cross	0	23	0	33	56	0	2,628	97.9	
Perry Vale	0	7	0	29	36	0	3,441	99.0	
Rushey Green	0	12	1	27	40	0	2,659	98.5	
Sydenham	0	10	0	34	44	0	3,424	98.7	
Telegraph Hill	0	10	0	31	41	0	3,379	98.8	
Whitefoot	0	12	0	35	47	0	3,164	98.5	
Lewisham	0	213	3	633	849	0	58,329	98.6	

Ward	Seats	Electorate	Number voting	% poll	Polling stations	Postal
Merton						
Abbey	3	7,171	3,160	44.1	2,723	437
Cannon Hill	3	6,922	3,262	47.1	2,877	385
Colliers Wood	3	7,011	3,434	49.0	3,030	404
Cricket Green	3	7,181	2,688	37.4	2,344	344
Dundonald	3	6,842	3,113	45.5	2,662	451
Figge's Marsh	3	7,088	2,717	38.3	2,425	292
Graveney	3	6,957	2,592	37.3	2,343	249
Hillside	3	6,561	2,378	36.2	1,941	437
Lavender Fields	3	6,658	2,096	31.5	1,712	384
Longthornton	3	6,653	3,162	47.5	2,748	414
Lower Morden	3	6,680	2,895	43.3	2,607	288
Merton Park	3	6,807	3,329	48.9	2,896	433
Pollards Hill	3	7,208	2,757	38.2	2,442	315
Ravensbury	3	6,757	2,990	44.3	2,578	412
Raynes Park	3	6,940	2,931	42.2	2,473	458
St Helier	3	6,709	3,130	46.7	2,706	424
Trinity	3	6,894	2,825	41.0	2,417	408
Village	3	6,358	3,020	47.5	2,422	598
West Barnes	3	6,922	3,450	49.8	2,985	465
Wimbledon Park	3	7,055	2,940	41.7	2,504	436
Merton	60	137,374	58,869	42.9	50,835	8,034
Newham						
Beckton	3	9,518	2,536	26.6	1,988	548
Boleyn	3	9,478	3,578	37.8	3,014	564
Canning Town North	3	9,729	2,679	27.5	2,206	473
Canning Town South	3	8,661	2,845	32.8	2,323	522
Custom House	3	9,065	2,613	28.8	1,961	652
East Ham Central	3	9,650	3,695	38.3	3,138	557
East Ham North	3	9,382	4,244	45.2	3,737	507
East Ham South	3	9,356	3,170	33.9	2,575	595
Forest Gate North	3	9,558	3,378	35.3	2,850	528
Forest Gate South	3	10,117	3,606	35.6	3,019	587
Green Street East	3	9,874	3,962	40.1	3,440	522
Green Street West	3	9,522	4,179	43.9	3,584	595
Little Ilford	3	9,451	3,300	34.9	2,738	562
Manor Park	3	9,596	3,475	36.2	2,869	606
Plaistow North	3	8,711	3,082	35.4	2,562	520
Plaistow South	3	9,919	3,166	31.9	2,555	611
Royal Docks	3	7,018	1,906	27.2	1,534	372
Stratford and New Town	3	10,170	2,832	27.8	2,277	555
Wall End	3	9,727	3,905	40.1	3,386	519
West Ham	3	9,200	2,834	30.8	2,280	554
Newham	60	187,702	64,985	34.6	54,036	10,949

Rejected ballot papers

Ward	Lacking official mark	More votes than entitled	Marked for identification	Unmarked wholly void	Total	Rejected in part	Total valid papers	% valid votes
Merton								
Abbey	0	2	1	7	10	0	3,150	99.7
Cannon Hill	0	1	0	7	8	0	3,254	99.8
Colliers Wood	0	2	0	8	10	0	3,424	99.7
Cricket Green	0	3	0	29	32	0	2,656	98.8
Dundonald	0	0	0	4	4	0	3,109	99.9
Figge's Marsh	0	3	0	11	14	0	2,703	99.5
Graveney	0	2	0	10	12	0	2,580	99.5
Hillside	0	1	1	0	2	0	2,376	99.9
Lavender Fields	0	5	0	9	14	0	2,082	99.3
Longthornton	0	3	0	6	9	0	3,153	99.7
Lower Morden	0	5	0	20	25	0	2,870	99.1
Merton Park	0	0	0	7	7	0	3,322	99.8
Pollards Hill	0	5	1	16	22	0	2,735	99.2
Ravensbury	0	4	0	6	10	0	2,980	99.7
Raynes Park	0	2	0	8	10	0	2,921	99.7
St Helier	0	5	0	4	9	0	3,121	99.7
Trinity	0	2	0	9	11	0	2,814	99.6
Village	0	1	0	3	4	0	3,016	99.9
West Barnes	0	2	0	13	15	0	3,435	99.6
Wimbledon Park	0	0	0	12	12	0	2,928	99.6
Merton	0	48	3	189	240	0	58,629	99.6
Newham								
Beckton	0	13	0	16	29	0	2,507	98.9
Boleyn	0	24	1	25	50	0	3,528	98.6
Canning Town North	0	26	0	31	57	0	2,622	97.9
Canning Town South	0	18	0	19	37	0	2,808	98.7
Custom House	0	19	0	28	47	0	2,566	98.2
East Ham Central	0	23	0	19	42	0	3,653	98.9
East Ham North	0	24	0	19	43	0	4,201	99.0
East Ham South	0	23	3	12	38	0	3,132	98.8
Forest Gate North	0	20	0	15	35	0	3,343	99.0
Forest Gate South	0	29	0	15	44	0	3,562	98.8
Green Street East	0	34	1	13	48	0	3,914	98.8
Green Street West	0	46	0	15	61	0	4,118	98.5
Little Ilford	0	45	0	16	61	0	3,239	98.2
Manor Park	0	31	0	10	41	0	3,434	98.8
Plaistow North	0	24	2	22	48	0	3,034	98.4
Plaistow South	0	20	0	15	35	0	3,131	98.9
Royal Docks	0	11	0	18	29	0	1,877	98.5
Stratford and New Town	0	28	0	14	42	0	2,790	98.5
Wall End	0	30	0	19	49	0	3,856	98.7
West Ham	0	18	0	9	27	0	2,807	99.0
Newham	0	506	7	350	863	0	64,122	98.7

Ward	Seats	Electorate	Number voting	% poll	Polling stations	Postal
Redbridge						
Aldborough	3	9,585	3,782	39.5	3,212	570
Barkingside	3	8,753	3,602	41.2	3,054	548
Bridge	3	8,474	2,970	35.0	2,543	427
Chadwell	3	9,130	3,508	38.4	2,979	529
Church End	3	7,535	3,219	42.7	2,721	498
Clayhall	3	9,328	4,027	43.2	3,436	591
Clementswood	3	8,515	2,592	30.4	2,358	234
Cranbrook	3	8,769	3,402	38.8	3,009	393
Fairlop	3	8,838	3,301	37.4	2,702	599
Fullwell	3	8,887	3,402	38.3	2,862	540
Goodmayes	3	8,828	3,162	35.8	2,834	328
Hainault	3	8,690	3,329	38.3	2,742	587
Loxford	3	9,762	2,999	30.7	2,570	429
Mayfield	3	9,166	3,751	40.9	3,243	508
Monkhams	3	8,173	3,523	43.1	2,978	545
Newbury	3	10,207	3,908	38.3	3,381	527
Roding	3	8,236	3,296	40.0	2,898	398
Seven Kings	3	9,557	3,059	32.0	2,699	360
Snaresbrook	3	8,743	3,840	43.9	3,218	622
Valentines	3	9,153	3,274	35.8	2,884	390
Wanstead	3	8,648	3,889	45.0	3,378	511
Redbridge	63	186,977	71,835	38.4	61,701	10,134
Richmond upon Thames						
Barnes	3	6,645	3,578	53.8	2,763	815
East Sheen	3	6,874	3,612	52.5	2,913	699
Fulwell and Hampton Hill	3	6,754	3,413	50.5	2,718	695
Ham, Petersham and Richmond Riv	3	6,571	3,426	52.1	2,681	745
Hampton	3	6,839	3,539	51.7	2,669	870
Hampton North	3	6,506	3,002	46.1	2,334	668
Hampton Wick	3	6,814	3,226	47.3	2,449	777
Heathfield	3	6,599	3,417	51.8	2,675	742
Kew	3	7,133	4,036	56.6	3,071	965
Mortlake and Barnes Common	3	7,100	3,670	51.7	2,770	900
North Richmond	3	6,968	3,417	49.0	2,531	886
St Margarets and North Twickenh	3	6,931	3,809	55.0	3,075	734
South Richmond	3	6,880	3,460	50.3	2,601	859
South Twickenham	3	7,142	3,285	46.0	2,645	640
Teddington	3	6,982	3,569	51.1	2,831	738
Twickenham Riverside	3	6,713	3,238	48.2	2,549	689
West Twickenham	3	6,922	3,609	52.1	2,878	731
Whitton	3	6,474	3,503	54.1	2,890	613
Richmond upon Thames	54	122,847	62,809	51.1	49,043	13,766

Ward	Rejected ballot papers						Total valid papers	% valid votes
	Lacking official mark	More votes than entitled	Marked for identification	Unmarked wholly void	Total	Rejected in part		
Redbridge								
Aldborough	0	5	0	10	15	0	3,767	99.6
Barkingside	0	6	1	22	29	0	3,573	99.2
Bridge	0	1	0	17	18	0	2,952	99.4
Chadwell	0	0	0	11	11	0	3,497	99.7
Church End	0	6	0	15	21	0	3,198	99.3
Clayhall	0	0	0	8	8	0	4,019	99.8
Clementswood	0	0	0	15	15	0	2,577	99.4
Cranbrook	0	6	0	17	23	0	3,379	99.3
Fairlop	0	2	0	1	3	0	3,298	99.9
Fullwell	0	5	0	7	12	0	3,390	99.6
Goodmayes	0	8	0	20	28	0	3,134	99.1
Hainault	0	4	0	5	9	0	3,320	99.7
Loxford	0	0	0	19	19	0	2,980	99.4
Mayfield	0	0	0	22	22	0	3,729	99.4
Monkhams	0	0	0	27	27	0	3,496	99.2
Newbury	0	0	0	24	24	0	3,884	99.4
Roding	0	7	0	22	29	0	3,267	99.1
Seven Kings	0	0	0	0	0	0	3,059	100.0
Snaresbrook	0	3	0	12	15	0	3,825	99.6
Valentines	0	6	0	8	14	0	3,260	99.6
Wanstead	0	1	0	16	17	0	3,872	99.6
Redbridge	0	60	1	298	359	0	71,476	99.5
Richmond upon Thames								
Barnes	0	3	0	7	10	0	3,568	99.7
East Sheen	0	1	0	9	10	0	3,602	99.7
Fulwell and Hampton Hill	0	1	1	7	9	0	3,404	99.7
Ham, Petersham and Richmond Riv	0	1	0	5	6	0	3,420	99.8
Hampton	0	1	0	19	20	0	3,519	99.4
Hampton North	0	6	0	14	20	0	2,982	99.3
Hampton Wick	0	1	0	9	10	0	3,216	99.7
Heathfield	0	0	2	3	5	0	3,412	99.9
Kew	0	1	1	7	9	0	4,027	99.8
Mortlake and Barnes Common	0	1	0	11	12	0	3,658	99.7
North Richmond	0	3	3	13	19	0	3,398	99.4
St Margarets and North Twickenh	0	3	0	1	4	0	3,805	99.9
South Richmond	0	2	0	4	6	0	3,454	99.8
South Twickenham	0	1	2	18	21	0	3,264	99.4
Teddington	0	0	0	5	5	0	3,564	99.9
Twickenham Riverside	0	2	0	2	4	0	3,234	99.9
West Twickenham	0	3	0	7	10	0	3,599	99.7
Whitton	0	1	0	14	15	0	3,488	99.6
Richmond upon Thames	0	31	9	155	195	0	62,614	99.7

Ward	Seats	Electorate	Number voting	% poll	Polling stations	Postal
Southwark						
Brunswick Park	3	8,561	3,508	41.0	3,012	496
Camberwell Green	3	9,658	3,159	32.7	2,582	577
Cathedrals	3	10,023	2,787	27.8	2,213	574
Chaucer	3	10,230	2,958	28.9	2,467	491
College	3	8,238	3,221	39.1	2,336	885
East Dulwich	3	8,696	4,213	48.4	3,616	597
East Walworth	3	9,036	3,198	35.4	2,642	556
Faraday	3	8,822	3,318	37.6	2,747	571
Grange	3	9,251	2,462	26.6	1,959	503
Livesey	3	9,494	3,714	39.1	3,126	588
Newington	3	9,111	2,843	31.2	2,329	514
Nunhead	3	8,676	2,442	28.1	1,986	456
Peckham	3	9,483	2,900	30.6	2,483	417
Peckham Rye	3	9,055	3,375	37.3	2,702	673
Riverside	3	8,929	2,401	26.9	1,818	583
Rotherhithe	3	8,488	2,394	28.2	1,898	496
South Bermondsey	3	8,432	2,296	27.2	1,910	386
South Camberwell	3	8,572	2,900	33.8	2,322	578
Surrey Docks	3	9,040	2,485	27.5	1,812	673
The Lane	3	9,407	2,920	31.0	2,350	570
Village	3	8,626	4,447	51.6	3,593	854
Southwark	63	189,828	63,941	33.7	51,903	12,038
Sutton						
Beddington North	3	7,473	3,049	40.8	2,299	750
Beddington South	3	6,959	3,128	44.9	2,447	681
Belmont	3	7,235	3,477	48.1	2,504	973
Carshalton Central	3	7,275	3,462	47.6	2,749	713
Carshalton South and Clockhouse	3	7,227	3,803	52.6	3,111	692
Cheam	3	7,603	3,918	51.5	3,035	883
Nonsuch	3	7,695	3,919	50.9	3,145	774
St Helier	3	7,772	2,742	35.3	2,090	652
Stonecot	3	7,671	3,299	43.0	2,601	698
Sutton Central	3	7,102	2,594	36.5	1,907	687
Sutton North	3	7,284	3,086	42.4	2,429	657
Sutton South	3	6,808	3,172	46.6	2,158	1,014
Sutton West	3	7,388	3,334	45.1	2,469	865
The Wrythe	3	7,637	2,792	36.6	2,180	612
Wallington North	3	7,549	3,362	44.5	2,733	629
Wallington South	3	7,431	3,363	45.3	2,603	760
Wandle Valley	3	7,531	2,466	32.7	1,861	605
Worcester Park	3	7,708	3,454	44.8	2,723	731
Sutton	54	133,348	58,420	43.8	45,044	13,376

Rejected ballot papers

Ward	Lacking official mark	More votes than entitled	Marked for identification	Unmarked wholly void	Total	Rejected in part	Total valid papers	% valid votes
Southwark								
Brunswick Park	7	2	1	1	11	0	3,497	99.7
Camberwell Green	0	2	0	16	18	0	3,141	99.4
Cathedrals	0	2	1	12	15	0	2,772	99.5
Chaucer	0	4	0	9	13	0	2,945	99.6
College	0	4	3	25	32	0	3,189	99.0
East Dulwich	0	4	22	0	26	0	4,187	99.4
East Walworth	1	4	0	35	40	0	3,158	98.7
Faraday	9	5	1	0	15	0	3,303	99.5
Grange	13	1	0	0	14	0	2,448	99.4
Livesey	0	11	0	3	14	0	3,700	99.6
Newington	1	2	0	34	37	0	2,806	98.7
Nunhead	0	1	0	2	3	0	2,439	99.9
Peckham	8	1	0	3	12	1	2,888	99.6
Peckham Rye	0	0	0	11	11	1	3,364	99.7
Riverside	0	1	0	14	15	0	2,386	99.4
Rotherhithe	0	7	0	26	33	0	2,361	98.6
South Bermondsey	0	3	0	14	17	0	2,279	99.3
South Camberwell	1	4	0	8	13	0	2,887	99.6
Surrey Docks	0	1	0	10	11	1	2,474	99.6
The Lane	0	2	0	12	14	0	2,906	99.5
Village	0	2	0	7	9	0	4,438	99.8
Southwark	40	63	28	242	373	3	63,568	99.4
Sutton								
Beddington North	0	1	0	15	16	0	3,033	99.5
Beddington South	0	3	0	18	21	0	3,107	99.3
Belmont	0	3	0	14	17	0	3,460	99.5
Carshalton Central	0	2	0	16	18	0	3,444	99.5
Carshalton South and Clockhouse	0	3	0	16	19	0	3,784	99.5
Cheam	0	2	0	4	6	0	3,912	99.8
Nonsuch	0	2	0	16	18	0	3,901	99.5
St Helier	0	4	0	2	6	0	2,736	99.8
Stonecot	0	1	0	16	17	0	3,282	99.5
Sutton Central	0	3	0	9	12	0	2,582	99.5
Sutton North	0	4	2	18	24	0	3,062	99.2
Sutton South	0	4	0	7	11	0	3,161	99.7
Sutton West	0	3	0	8	11	0	3,323	99.7
The Wrythe	0	0	0	24	24	0	2,768	99.1
Wallington North	0	0	0	13	13	0	3,349	99.6
Wallington South	0	1	0	7	8	0	3,355	99.8
Wandle Valley	0	2	0	30	32	0	2,434	98.7
Worcester Park	0	2	0	9	11	0	3,443	99.7
Sutton	0	40	2	242	284	0	58,136	99.5

Ward	Seats	Electorate	Number voting	% poll	Polling stations	Postal
Tower Hamlets						
Bethnal Green North	3	8,919	3,597	40.3	3,054	543
Bethnal Green South	3	9,591	4,229	44.1	3,470	759
Blackwall and Cubitt Town	3	10,488	3,450	32.9	2,653	797
Bow East	3	7,925	2,982	37.6	2,544	438
Bow West	3	8,294	3,746	45.2	3,276	470
Bromley-by-Bow	3	7,755	3,758	48.5	3,211	547
East India and Lansbury	3	8,751	3,478	39.7	2,927	551
Limehouse	3	9,352	4,026	43.0	2,959	1,067
Mile End and Globe Town	3	9,245	3,733	40.4	3,285	448
Mile End East	3	8,052	3,361	41.7	2,735	626
Millwall	3	11,884	3,832	32.2	2,985	847
St Dunstan's and Stepney Green	3	10,030	4,440	44.3	3,661	779
St Katharine's and Wapping	3	9,222	3,268	35.4	2,708	560
Shadwell	3	8,660	3,997	46.2	3,231	766
Spitalfields and Banglatown	3	6,647	2,919	43.9	2,211	708
Weavers	3	8,467	3,540	41.8	2,889	651
Whitechapel	3	9,162	3,658	39.9	3,108	550
Tower Hamlets	51	152,444	62,014	40.7	50,907	11,107
Waltham Forest						
Cann Hall	3	8,066	2,782	34.5	2,318	464
Cathall	3	7,251	2,463	34.0	2,096	367
Chapel End	3	8,389	2,991	35.7	2,484	507
Chingford Green	3	7,859	3,376	43.0	2,744	632
Endlebury	3	7,964	3,220	40.4	2,658	562
Forest	3	8,185	3,395	41.5	2,453	942
Grove Green	3	8,641	3,320	38.4	2,897	423
Hale End and Highams Park	3	7,794	3,628	46.5	2,872	756
Hatch Lane	3	7,944	3,003	37.8	2,454	549
High Street	3	8,350	3,595	43.1	3,162	433
Higham Hill	3	8,017	2,783	34.7	2,364	419
Hoe Street	3	8,467	2,934	34.7	2,428	506
Larkwood	3	8,227	2,836	34.5	2,257	579
Lea Bridge	3	9,576	2,599	27.1	2,193	406
Leyton	3	8,423	3,170	37.6	2,701	469
Leytonstone	3	8,080	3,134	38.8	2,624	510
Markhouse	3	8,429	3,061	36.3	2,611	450
Valley	3	8,011	2,971	37.1	2,428	543
William Morris	3	8,280	3,347	40.4	2,810	537
Wood Street	3	8,459	3,399	40.2	2,829	570
Waltham Forest	60	164,412	62,007	37.7	51,383	10,624

Ward	Rejected ballot papers					Total	Rejected in part	Total valid papers	% valid votes
	Lacking official mark	More votes than entitled	Marked for identification	Unmarked wholly void					
Tower Hamlets									
Bethnal Green North	0	5	0	12	17	0	3,580	99.5	
Bethnal Green South	0	8	3	19	30	0	4,199	99.3	
Blackwall and Cubitt Town	0	2	0	16	18	0	3,432	99.5	
Bow East	0	3	0	9	12	0	2,970	99.6	
Bow West	0	3	0	12	15	0	3,731	99.6	
Bromley-by-Bow	0	9	0	20	29	0	3,729	99.2	
East India and Lansbury	0	12	2	23	37	0	3,441	98.9	
Limehouse	0	8	1	0	9	17	4,017	99.8	
Mile End and Globe Town	0	14	0	15	29	0	3,704	99.2	
Mile End East	0	9	1	23	33	0	3,328	99.0	
Millwall	0	1	0	9	10	0	3,822	99.7	
St Dunstan's and Stepney Green	0	10	0	26	36	0	4,404	99.2	
St Katharine's and Wapping	0	7	0	15	22	0	3,246	99.3	
Shadwell	0	8	0	5	13	0	3,984	99.7	
Spitalfields and Banglatown	0	12	0	9	21	0	2,898	99.3	
Weavers	0	5	0	11	16	0	3,524	99.5	
Whitechapel	0	13	0	21	34	0	3,624	99.1	
Tower Hamlets	0	129	7	245	381	17	61,633	99.4	
Waltham Forest									
Cann Hall	0	1	0	13	14	0	2,768	99.5	
Cathall	0	6	1	7	14	0	2,449	99.4	
Chapel End	0	2	0	14	16	0	2,975	99.5	
Chingford Green	0	3	0	23	26	0	3,350	99.2	
Endlebury	0	2	1	11	14	0	3,206	99.6	
Forest	0	4	0	19	23	0	3,372	99.3	
Grove Green	0	6	0	7	13	1	3,307	99.6	
Hale End and Highams Park	0	2	0	16	18	0	3,610	99.5	
Hatch Lane	0	0	0	4	4	0	2,999	99.9	
High Street	0	8	0	7	15	0	3,580	99.6	
Higham Hill	0	1	0	16	17	0	2,766	99.4	
Hoe Street	0	5	0	13	18	0	2,916	99.4	
Larkwood	0	2	0	9	11	0	2,825	99.6	
Lea Bridge	0	4	0	12	16	0	2,583	99.4	
Leyton	0	5	0	8	13	0	3,157	99.6	
Leytonstone	0	2	0	5	7	0	3,127	99.8	
Markhouse	0	3	0	14	17	0	3,044	99.4	
Valley	0	3	0	23	26	0	2,945	99.1	
William Morris	0	1	0	12	13	0	3,334	99.6	
Wood Street	0	8	0	15	23	0	3,376	99.3	
Waltham Forest	0	68	2	248	318	1	61,689	99.5	

Ward	Seats	Electorate	Number voting	% poll	Polling stations	Postal
Wandsworth						
Balham	3	10,999	3,567	32.4	2,915	652
Bedford	3	11,071	3,790	34.2	3,156	634
Earlsfield	3	11,161	3,434	30.8	2,795	639
East Putney	3	11,096	3,601	32.5	2,759	842
Fairfield	3	10,954	3,292	30.1	2,731	561
Furzedown	3	10,548	4,637	44.0	3,934	703
Graveney	3	10,798	4,126	38.2	3,577	549
Latchmere	3	10,226	3,882	38.0	3,208	674
Nightingale	3	11,157	3,590	32.2	2,953	637
Northcote	3	10,899	3,584	32.9	2,861	723
Queenstown	3	10,558	3,666	34.7	2,933	733
Roehampton	3	10,952	3,551	32.4	2,917	634
St Mary's Park	3	11,039	3,318	30.1	2,538	780
Shaftesbury	3	10,816	3,343	30.9	2,666	677
Southfields	3	11,306	4,061	35.9	3,345	716
Thamesfield	3	10,890	3,805	34.9	3,116	689
Tooting	3	11,103	4,108	37.0	3,649	459
Wandsworth Common	3	10,296	3,875	37.6	3,134	741
West Hill	3	10,918	3,291	30.1	2,601	690
West Putney	3	10,365	3,576	34.5	2,667	909
Wandsworth	60	217,152	74,097	34.1	60,455	13,642
City of Westminster						
Abbey Road	3	7,017	2,171	30.9	2,171	..
Bayswater	3	7,101	2,170	30.6	2,170	..
Bryanston and Dorset Square	3	7,266	1,975	27.2	1,975	..
Church Street	3	7,095	2,458	34.6	2,458	..
Churchill	3	6,133	2,371	38.7	2,371	..
Harrow Road	3	7,498	1,950	26.0	1,950	..
Hyde Park	3	6,902	1,831	26.5	1,831	..
Knightsbridge and Belgravia	3	6,133	1,547	25.2	1,547	..
Lancaster Gate	3	8,135	1,989	24.4	1,989	..
Little Venice	3	6,928	2,013	29.1	2,013	..
Maida Vale	3	6,870	2,283	33.2	2,283	..
Marylebone High Street	3	6,689	1,906	28.5	1,906	..
Queen's Park	3	7,766	2,283	29.4	2,283	..
Regent's Park	3	7,247	2,160	29.8	2,160	..
St James's	3	6,785	2,020	29.8	2,020	..
Tachbrook	3	6,483	2,369	36.5	2,369	..
Vincent Square	3	7,024	2,473	35.2	2,473	..
Warwick	3	6,837	2,229	32.6	2,229	..
West End	3	6,773	1,746	25.8	1,746	..
Westbourne	3	7,981	1,943	24.3	1,943	..
City of Westminster ¹	60	140,663	41,887	29.8	41,887	7,004
Greater London ¹	1,861	5,340,657	2,023,235	37.9	1,660,380	369,859

¹ The City of Westminster was unable to provide details of the number of postal votes used. The Electoral Commission's report on the pilot scheme held in Westminster, records a total of 7,004 such votes returned and this figure has been included in the Greater London figure shown above.

Rejected ballot papers

Ward	Lacking official mark	More votes than entitled	Marked for identification	Unmarked wholly void	Total	Rejected in part	Total valid papers	% valid votes
Wandsworth								
Balham	0	2	0	5	7	0	3,560	99.8
Bedford	0	2	0	6	8	0	3,782	99.8
Earlsfield	0	3	0	7	10	0	3,424	99.7
East Putney	0	3	0	7	10	0	3,591	99.7
Fairfield	4	2	0	13	19	0	3,273	99.4
Furzedown	0	6	0	11	17	0	4,620	99.6
Graveney	10	8	0	8	26	0	4,100	99.4
Latchmere	10	5	0	16	31	0	3,851	99.2
Nightingale	0	1	4	6	11	0	3,579	99.7
Northcote	0	0	0	2	2	0	3,582	99.9
Queenstown	20	3	0	2	25	1	3,641	99.3
Roehampton	0	2	3	0	5	0	3,546	99.9
St Mary's Park	0	0	0	5	5	0	3,313	99.8
Shaftesbury	0	2	0	0	2	0	3,341	99.9
Southfields	0	6	4	6	16	0	4,045	99.6
Thamesfield	0	0	0	8	8	0	3,797	99.8
Tooting	0	2	0	7	9	0	4,099	99.8
Wandsworth Common	0	1	0	6	7	0	3,868	99.8
West Hill	0	1	0	2	3	0	3,288	99.9
West Putney	0	3	0	9	12	0	3,564	99.7
Wandsworth	44	52	11	126	233	1	73,864	99.7
City of Westminster								
Abbey Road	0	0	0	10	10	0	2,161	99.5
Bayswater	0	4	0	21	25	0	2,145	98.8
Bryanston and Dorset Square	0	0	0	7	7	0	1,968	99.6
Church Street	0	3	0	16	19	0	2,439	99.2
Churchill	0	6	0	13	19	0	2,352	99.2
Harrow Road	0	3	0	18	21	0	1,929	98.9
Hyde Park	0	2	0	11	13	0	1,818	99.3
Knightsbridge and Belgravia	0	0	0	16	16	0	1,531	99.0
Lancaster Gate	0	2	0	12	14	0	1,975	99.3
Little Venice	0	2	0	11	13	0	2,000	99.4
Maida Vale	0	2	0	12	14	0	2,269	99.4
Marylebone High Street	0	0	0	17	17	0	1,889	99.1
Queen's Park	0	0	0	14	14	0	2,269	99.4
Regent's Park	0	2	0	12	14	0	2,146	99.4
St James's	0	3	0	17	20	0	2,000	99.0
Tachbrook	0	3	0	13	16	1	2,353	99.3
Vincent Square	0	0	0	15	15	0	2,458	99.4
Warwick	0	3	0	12	15	0	2,214	99.3
West End	0	2	0	4	6	0	1,740	99.7
Westbourne	0	6	0	20	26	0	1,917	98.7
City of Westminster	0	43	0	271	314	1	41,573	99.3
Greater London	303	2,501	334	8,586	11,680	116	2,011,555	99.4

Parliamentary constituency summary

Notes

The borough election data for the Cities of London and Westminster constituency include an estimate for the City of London as the City does not take part in borough general elections, being constitutionally distinct from the London boroughs. This estimate assumes voting in the City of London follows the pattern of voting in St James's ward in the City of Westminster.

A large number of wards in London are split between two or more parliamentary constituencies. These wards are as follows:

<i>Borough</i>	<i>Ward</i>	<i>Constituency</i>	<i>%</i>
Barking and Dagenham	Parsloes	Barking	3.9%
		Dagenham	96.1%
	River	Barking	24.0%
		Dagenham	76.0%
Barnet	Coppetts	Chipping Barnet	28.1%
		Finchley and Golders Green	71.9%
	Finchley Church End	Finchley and Golders Green	83.1%
		Hendon	16.9%
	Garden Suburb	Finchley and Golders Green	98.3%
		Hendon	1.7%
	Golders Green	Finchley and Golders Green	90.9%
		Hendon	9.1%
	Mill Hill	Chipping Barnet	0.6%
		Hendon	99.4%
	Underhill	Chipping Barnet	97.5%
		Hendon	2.5%
Woodhouse	Chipping Barnet	19.4%	
	Finchley and Golders Green	80.6%	
Bexley	Belvedere	Bexleyheath and Crayford	5.1%
		Erith and Thamesmead	94.9%
	Brampton	Bexleyheath and Crayford	98.8%
		Erith and Thamesmead	1.2%
	Colyers	Bexleyheath and Crayford	57.5%
		Erith and Thamesmead	42.5%
	Danson Park	Bexleyheath and Crayford	60.2%
		Old Bexley and Sidcup	39.8%
	Lesnes Abbey	Bexleyheath and Crayford	53.1%
		Erith and Thamesmead	46.9%
Northumberland Heath	Bexleyheath and Crayford	23.2%	
	Erith and Thamesmead	76.8%	

<i>Borough</i>	<i>Ward</i>	<i>Constituency</i>	<i>%</i>
Brent	Barnhill	Brent North	75.6%
		Brent South	24.4%
	Kensal Green	Brent East	1.6%
		Brent South	98.4%
	Queens Park	Brent East	68.0%
		Brent South	32.0%
	Sudbury	Brent North	70.5%
		Brent South	29.5%
	Tokyngton	Brent North	12.6%
		Brent South	87.4%
	Welsh Harp	Brent East	45.1%
		Brent North	39.7%
		Brent South	15.1%
	Wembley Central	Brent North	3.6%
		Brent South	96.4%
	Willesden Green	Brent East	95.0%
		Brent South	5.0%
	Bromley	Bromley Common and Keston	Bromley and Chislehurst
Orpington			1.0%
Hayes and Coney Hall		Beckenham	34.8%
		Bromley and Chislehurst	65.2%
Shortlands	Beckenham	88.6%	
	Bromley and Chislehurst	11.4%	
Croydon	Croham	Croydon Central	15.6%
		Croydon South	84.4%
	Selsdon and Ballards	Croydon Central	15.7%
		Croydon South	84.3%
	South Norwood	Croydon Central	18.1%
		Croydon North	81.9%
Ealing	Ealing Broadway	Ealing, Acton and Shepherds Bush	32.1%
		Ealing North	47.6%
		Ealing, Southall	20.3
	Ealing Common	Ealing, Acton and Shepherds Bush	3.5%
		Ealing, Southall	96.5%
	Greenford Broadway	Ealing North	77.0%
		Ealing, Southall	23.0%
	Hanger Hill	Ealing, Acton and Shepherds Bush	60.3%
Ealing North		39.7%	

<i>Borough</i>	<i>Ward</i>	<i>Constituency</i>	<i>%</i>
Enfield	Bowes	Edmonton	1.2%
		Enfield, Southgate	98.8%
	Bush Hill Park	Edmonton	96.9%
		Enfield, Southgate	3.1%
	Grange	Edmonton	33.6%
		Enfield North	8.8%
	Highlands	Enfield, Southgate	57.5%
		Enfield North	42.9%
	Palmers Green	Enfield, Southgate	57.1%
		Edmonton	11.8%
Southbury	Enfield, Southgate	88.2%	
	Edmonton	24.1%	
Greenwich	Eltham West	Edmonton	75.9%
		Enfield North	24.1%
	Eltham West	Eltham	66.5%
		Greenwich and Woolwich	33.5%
	Glyndon	Eltham	2.8%
		Erith and Thamesmead	75.6%
	Kidbrooke with Hornfair	Greenwich and Woolwich	21.6%
		Eltham	18.2%
	Middle Park and Sutcliffe	Greenwich and Woolwich	81.8%
		Eltham	82.5%
Plumstead	Greenwich and Woolwich	17.5%	
	Eltham	20.9%	
Shooters Hill	Erith and Thamesmead	79.1%	
	Eltham	99.0%	
Woolwich Common	Greenwich and Woolwich	1.0%	
	Eltham	37.4%	
Hackney	Dalston	Greenwich and Woolwich	62.6%
		Eltham	37.4%
	Dalston	Hackney North and Stoke Newington	32.7%
		Hackney South and Shoreditch	67.3%
	Hackney Central	Hackney North and Stoke Newington	24.2%
		Hackney South and Shoreditch	75.8%
Leabridge	Hackney North and Stoke Newington	76.9%	
	Hackney South and Shoreditch	23.1%	
Hammersmith and Fulham	Ravenscourt Park	Ealing, Acton and Shepherds Bush	22.9%
		Hammersmith and Fulham	77.1%
	Shepherds Bush Green	Ealing, Acton and Shepherds Bush	97.7%
		Hammersmith and Fulham	2.3%
Harrow	Harrow on the Hill	Harrow East	0.1%
		Harrow West	99.9%

<i>Borough</i>	<i>Ward</i>	<i>Constituency</i>	<i>%</i>
Havering	Emerson Park	Romford	23.6%
		Upminster	76.4%
	Havering Park	Romford	99.8%
		Upminster	0.2%
	Romford Town	Hornchurch	18.1%
		Romford	81.9%
	Upminster	Hornchurch	0.3%
Upminster		99.7%	
Hillingdon	Botwell	Hayes and Harlington	95.1%
		Uxbridge	4.9%
	Heathrow Villages	Hayes and Harlington	84.5%
		Uxbridge	15.5%
	West Drayton	Hayes and Harlington	31.1%
		Uxbridge	68.9%
	West Ruislip	Ruislip-Northwood	85.3%
Uxbridge		14.7%	
Kensington and Chelsea	Norland	Kensington and Chelsea	54.6%
		Regent's Park and Kensington North	45.4%
Kingston upon Thames	Beverley	Kingston and Surbiton	88.9%
		Richmond Park	11.1%
Lambeth	Coldharbour	Dulwich and West Norwood	24.1%
		Streatham	27.1%
		Vauxhall	48.8%
	Herne Hill	Dulwich and West Norwood	70.6%
		Vauxhall	29.4%
	Thurlow Park	Dulwich and West Norwood	64.9%
		Streatham	35.1%
Merton	Cannon Hill	Mitcham and Morden	4.3%
		Wimbledon	95.7%
	Lavender Fields	Mitcham and Morden	94.7%
		Wimbledon	5.3%
	St Helier	Mitcham and Morden	98.6%
		Wimbledon	1.4%
	Trinity	Mitcham and Morden	7.6%
Wimbledon		92.4%	
Newham	Boleyn	East Ham	89.7%
		West Ham	10.3%
	Canning Town North	Poplar and Canning Town	94.9%
		West Ham	5.1%
	Canning Town South	Poplar and Canning Town	64.4%
		West Ham	35.6%
	Royal Docks	East Ham	31.0%
West Ham		69.0%	
Southwark	Livesey	Camberwell and Peckham	69.9%
		Southwark North and Bermondsey	30.1%

<i>Borough</i>	<i>Ward</i>	<i>Constituency</i>	<i>%</i>
Sutton	Belmont	Carshalton and Wallington	7.4%
		Sutton and Cheam	92.6%
	Carshalton Central	Carshalton and Wallington	99.9%
		Sutton and Cheam	0.1%
	Sutton Central	Carshalton and Wallington	7.1%
		Sutton and Cheam	92.9%
	Sutton South	Carshalton and Wallington	15.3%
		Sutton and Cheam	84.7%
	The Wrythe	Carshalton and Wallington	99.5%
		Sutton and Cheam	0.5%
Tower Hamlets	St Katharine's and Wapping	Bethnal Green and Bow	89.8%
		Poplar and Canning Town	10.2%
	Shadwell	Bethnal Green and Bow	23.5%
		Poplar and Canning Town	76.5%
Wandsworth	Fairfield	Battersea	87.2%
		Putney	12.8%
	Wandsworth Common	Battersea	14.3%
		Tooting	85.7%
City of Westminster	Bayswater	Cities of London and Westminster	71.2%
		Regent's Park and Kensington North	28.8%
	Bryanston and Dorset Square	Cities of London and Westminster	69.0%
		Regent's Park and Kensington North	31.0%

Results for the constituencies involved have been produced by applying the above percentages to the ward results and allocating the parts to the appropriate constituencies. The percentages were obtained from the summaries of Registers of Electors made by Registration Officers in February 2005 (form RPF29).

The following table compares the estimated constituency results with those from the general parliamentary elections held on 5 May 2005.

Constituency	Election	Number of wards	Electorate	% poll	Percentage votes cast			
					Conservative	Labour	Liberal Democrat	others
Barking	boro06	10	60,791	37.0	17.7	39.3	1.5	41.4
	parl05		57,658	50.1	17.1	47.8	11.1	24.0
Battersea	boro06	8	75,565	32.8	51.9	23.9	7.8	16.5
	parl05		69,548	59.0	40.0	40.4	14.6	5.0
Beckenham	boro06	8	77,660	41.2	50.8	17.6	24.8	6.8
	parl05		74,738	65.5	45.3	28.1	22.2	4.4
Bethnal Green and Bow	boro06	11	88,597	41.4	12.3	32.8	21.0	33.9
	parl05		85,950	53.6	14.2	34.0	11.2	40.6
Bexleyheath and Crayford	boro06	11	64,730	43.3	50.0	25.9	12.7	11.5
	parl05		65,025	65.5	46.3	35.6	12.1	6.0
Brent East	boro06	9	63,774	36.6	18.5	31.1	36.4	14.0
	parl05		56,227	55.3	10.3	38.8	47.5	3.4
Brent North	boro06	10	65,016	38.9	43.8	32.5	16.1	7.7
	parl05		60,148	59.3	33.0	48.8	15.9	2.3
Brent South	boro06	11	63,611	36.3	19.0	39.5	30.0	11.6
	parl05		56,508	52.7	15.1	58.8	20.7	5.4
Brentford and Isleworth	boro06	10	76,420	38.8	30.0	24.7	18.0	27.3
	parl05		84,366	54.5	30.2	39.8	22.8	7.1
Bromley and Chislehurst	boro06	8	73,063	40.9	60.0	10.4	19.2	10.4
	parl05		71,173	64.8	51.1	22.2	20.3	6.4
Camberwell and Peckham	boro06	8	70,297	34.5	8.6	51.7	24.8	15.0
	parl05		55,739	52.0	9.8	65.3	18.8	6.1
Carshalton and Wallington	boro06	12	68,884	42.2	37.1	10.1	46.1	6.7
	parl05		67,844	63.5	37.8	17.2	40.3	4.7
Chingford and Woodford Green	boro06	8	63,507	40.6	52.9	12.4	24.9	9.9
	parl05		61,386	63.0	53.2	25.7	17.7	3.5
Chipping Barnet	boro06	9	67,916	45.5	46.2	20.4	18.9	14.6
	parl05		66,143	64.1	46.6	32.5	15.7	5.1
Cities of London and Westminster	boro06	12	77,964	30.0	65.0	16.7	15.8	2.5
	parl05		72,577	50.3	47.3	25.1	20.0	7.5
Croydon Central	boro06	11	80,913	41.0	42.7	23.7	11.6	22.0
	parl05		80,825	60.6	40.8	40.6	13.0	5.7
Croydon North	boro06	8	83,748	34.7	29.9	43.1	11.4	15.5
	parl05		83,796	52.3	22.0	53.7	17.2	7.1
Croydon South	boro06	8	77,631	45.9	58.9	13.0	16.7	11.5
	parl05		76,872	63.6	51.8	24.1	20.6	3.6
Dagenham	boro06	9	61,671	39.6	19.5	41.7	1.2	37.7
	parl05		60,141	51.3	25.4	50.1	10.1	14.4
Dulwich and West Norwood	boro06	9	69,765	38.0	27.9	32.0	20.7	19.3
	parl05		72,232	58.1	21.9	45.4	24.4	8.3
Ealing, Acton and Shepherds Bush	boro06	12	78,046	35.3	35.3	31.3	22.8	10.6
	parl05		70,454	56.2	27.9	41.8	25.2	5.0
Ealing North	boro06	10	84,167	38.8	42.9	32.0	17.3	7.7
	parl05		78,298	59.4	29.9	45.1	19.7	5.3
Ealing, Southall	boro06	11	88,716	37.7	32.5	38.7	18.4	10.3
	parl05		83,738	56.2	21.6	48.8	24.4	5.2
East Ham	boro06	10	87,235	36.8	15.4	42.4	2.7	39.5
	parl05		78,104	50.7	13.1	53.9	10.9	22.2
Edmonton	boro06	10	61,998	36.3	32.9	36.1	10.0	21.0
	parl05		58,764	59.1	29.9	53.2	12.0	4.9

Constituency	Election	Number of wards	Electorate	% poll	Percentage votes cast			
					Conservative	Labour	Liberal Democrat	others
Eltham	boro06	10	58,728	40.4	35.7	31.2	21.5	11.6
	parl05		57,236	61.7	34.3	43.6	16.1	6.0
Enfield North	boro06	9	68,980	38.4	34.9	24.5	8.4	32.1
	parl05		66,460	61.3	39.6	44.3	11.4	4.7
Enfield, Southgate	boro06	9	67,043	39.1	46.3	22.5	11.9	19.3
	parl05		63,613	66.4	44.6	40.5	11.2	3.7
Erith and Thamesmead	boro06	11	74,934	33.1	30.5	41.8	13.4	14.5
	parl05		72,058	52.3	23.9	54.4	13.5	8.2
Feltham and Heston	boro06	10	75,250	36.9	29.6	34.3	19.6	16.6
	parl05		75,391	49.5	29.3	47.6	16.6	6.5
Finchley and Golders Green	boro06	8	72,953	41.8	40.6	26.8	19.2	13.4
	parl05		69,808	61.9	38.8	40.5	16.9	3.9
Greenwich and Woolwich	boro06	11	66,781	35.0	23.0	40.5	15.6	20.9
	parl05		64,033	55.6	20.1	49.2	20.7	10.0
Hackney North and Stoke Newington	boro06	11	64,357	36.0	19.6	36.3	16.0	28.1
	parl05		59,260	49.6	14.4	48.6	23.3	13.7
Hackney South and Shoreditch	boro06	11	71,129	32.9	13.9	45.5	15.1	25.6
	parl05		64,818	49.7	14.0	52.9	21.2	11.9
Hammersmith and Fulham	boro06	13	88,698	41.5	54.0	29.1	11.4	5.6
	parl05		79,082	62.4	45.4	35.2	14.4	4.9
Hampstead and Highgate	boro06	9	72,908	38.2	35.8	22.4	28.0	13.9
	parl05		68,737	55.5	28.5	38.3	27.0	6.2
Harrow East	boro06	12	87,065	39.9	45.7	33.0	18.5	2.7
	parl05		84,033	60.5	36.8	46.1	15.2	1.8
Harrow West	boro06	10	76,678	43.1	47.7	28.4	19.9	4.0
	parl05		74,228	64.3	38.3	42.5	17.1	2.1
Hayes and Harlington	boro06	8	60,302	33.4	31.8	50.5	11.9	5.9
	parl05		57,493	56.3	25.2	58.7	9.8	6.4
Hendon	boro06	11	74,437	38.0	39.5	32.2	19.3	9.0
	parl05		71,764	58.3	38.0	44.4	13.9	3.6
Holborn and St Pancras	boro06	9	74,475	36.8	17.8	36.6	26.5	19.0
	parl05		68,237	50.4	18.9	43.2	29.3	8.5
Hornchurch	boro06	8	60,268	38.4	31.3	18.8	-	49.9
	parl05		59,773	63.9	42.8	41.6	7.6	7.9
Hornsey and Wood Green	boro06	10	81,750	39.9	12.3	25.9	48.4	13.4
	parl05		76,621	61.8	12.7	38.3	43.3	5.7
Ilford North	boro06	8	70,791	39.1	47.6	23.2	15.6	13.7
	parl05		70,718	60.8	43.7	39.8	13.7	2.8
Ilford South	boro06	9	83,087	35.7	29.1	40.5	19.6	10.8
	parl05		79,639	53.6	27.2	48.9	20.5	3.4
Islington North	boro06	8	62,799	33.6	9.2	37.0	32.6	21.2
	parl05		58,427	53.9	11.9	51.2	29.9	7.1
Islington South and Finsbury	boro06	8	61,982	32.6	15.0	32.4	33.2	19.6
	parl05		57,748	53.6	14.8	39.9	38.3	7.0
Kensington and Chelsea	boro06	14	78,762	27.7	70.3	10.9	13.3	5.5
	parl05		62,662	50.0	57.9	17.6	18.3	6.2
Kingston and Surbiton	boro06	12	76,641	45.2	38.3	9.9	42.6	9.3
	parl05		72,671	68.5	33.0	13.2	51.0	2.7
Lewisham, Deptford	boro06	6	59,614	32.6	11.2	37.8	12.9	38.0
	parl05		59,018	51.5	12.4	55.6	16.8	15.2

Constituency	Election	Number of wards	Electorate	% poll	Percentage votes cast			
					Conservative	Labour	Liberal Democrat	others
Lewisham East	boro06 parl05	6	59,094 59,135	33.9 52.6	21.8 24.1	27.5 45.8	34.0 21.8	16.8 8.2
Lewisham West	boro06 parl05	6	59,234 58,349	33.3 54.7	19.5 20.0	34.0 52.0	23.8 20.9	22.8 7.0
Leyton and Wanstead	boro06 parl05	8	66,037 60,444	39.4 55.0	19.2 22.2	35.1 45.8	29.8 25.2	16.1 6.9
Mitcham and Morden	boro06 parl05	12	69,283 65,172	41.4 61.2	29.7 24.9	44.3 56.4	13.6 14.0	12.4 4.7
Old Bexley and Sidcup	boro06 parl05	9	67,925 68,227	44.9 65.3	54.9 49.8	16.8 27.5	10.9 14.7	17.4 8.0
Orpington	boro06 parl05	9	79,474 78,276	43.7 69.9	53.4 48.8	8.6 9.0	30.8 39.8	7.3 2.4
Poplar and Canning Town	boro06 parl05	12	92,563 61,768	36.3 47.8	20.8 21.8	34.0 40.1	10.0 13.9	35.1 24.2
Putney	boro06 parl05	7	66,924 61,498	33.3 59.5	58.9 42.4	18.7 37.5	11.7 16.3	10.7 3.8
Regent's Park and Kensington North	boro06 parl05	15	88,881 55,824	30.4 51.5	45.0 29.7	34.3 44.7	16.1 18.6	4.7 7.0
Richmond Park	boro06 parl05	12	75,345 70,555	49.7 72.8	45.6 39.5	6.3 9.3	37.5 46.7	10.6 4.5
Romford	boro06 parl05	7	59,529 58,571	39.7 62.3	51.8 59.1	12.6 27.3	3.1 8.4	32.5 5.2
Ruislip-Northwood	boro06 parl05	8	62,682 60,774	44.3 65.3	54.7 47.7	8.7 21.0	26.3 25.3	10.3 5.9
Southwark North and Bermondsey	boro06 parl05	10	85,399 77,084	29.2 48.2	14.1 12.5	29.3 32.8	45.7 47.1	11.0 7.6
Streatham	boro06 parl05	10	86,182 79,193	31.0 51.3	14.9 17.8	33.5 46.7	30.3 28.3	21.2 7.2
Sutton and Cheam	boro06 parl05	11	64,464 63,319	45.5 66.2	46.1 40.4	6.1 11.8	42.3 47.1	5.4 0.7
Tooting	boro06 parl05	7	74,663 70,504	36.2 59.0	44.5 30.2	27.7 43.1	11.6 19.5	16.2 7.3
Tottenham	boro06 parl05	9	73,480 66,231	31.3 47.8	15.0 13.5	49.0 57.9	16.4 16.8	19.5 11.8
Twickenham	boro06 parl05	11	74,676 72,015	50.4 71.8	35.8 32.4	5.9 11.4	46.1 51.6	12.3 4.6
Upminster	boro06 parl05	7	55,477 55,075	40.6 63.0	28.5 48.5	14.4 31.1	4.0 9.0	53.1 11.4
Uxbridge	boro06 parl05	10	60,271 57,878	36.3 59.4	52.3 49.0	20.8 31.0	18.8 13.2	8.1 6.7
Vauxhall	boro06 parl05	10	89,171 79,637	28.9 46.9	15.5 14.5	40.3 52.9	25.4 26.1	18.8 6.5
Walthamstow	boro06 parl05	8	67,967 63,079	36.4 54.6	13.7 18.2	36.9 50.3	30.3 27.1	19.2 4.5
West Ham	boro06 parl05	10	71,751 62,184	34.3 49.8	10.7 11.7	39.7 51.2	4.0 10.9	45.6 26.3
Wimbledon	boro06 parl05	12	68,091 63,714	44.4 68.1	50.2 41.2	18.7 35.9	17.4 18.1	13.7 4.8

Full list of candidates in the 2006 election

Notes

Elected candidates are denoted by an asterisk against their name.

The page on which the candidate appears in the Results is shown against each name.

* Aaron, Mark	147	Akuamoah-Boateng, Edward	17	Anjum, Mohammad T.	141	Bagga, Shiv K.	141	Bartlett, Doreen F.	34
Abay, Alem-Seged	35	* Akiyigina, Agatha M.	134	Ankrah, Alexandra A.	163	* Bagha, Tej R.	46	Bartlett, Margaret M.	93
* Abbas, Helal U.	172	Alam, Kazi N.	170	* Anolue, Catherine N.	54	* Bagnall, Andrew S.K.	41	Barton, David J.	10
Abbas Mensah, King F.	156	Alam-Raja, Mohammed S.S.	171	* Ansari, Omar F.	34	Bagnall, Collin A.K.	41	* Barton, Paul J.	34
* Abbotts, Benjamin P.	28	* Alambritis, Stephen	135	Ansari, Selman	35	Bagwell, William H.	71	* Bartram, Kenneth A.	94
* Abdullah, Abul K.M.	139	* Alapini, Marianne	110	Anstey, Simon	27	Bahns, Robert	34	* Barwell, Gavin L.	40
* Abdulmuhi, Hanif	140	* Alcock, Karen L.	63	Antoniou, Christine	8	* Baichoo, Paul D.L.	158	* Barwick, Barbara E.	60
Abeles, Elias	9	Alcock, Raymond D.	47	* Antoniou, Constantinos G.	52	Baidoo-Mitchell, Ernest K.	123	* Barwood, Felicity	98
Abercorn, Annesley G.	21	Alden, Leslie H.	157	* Anwar, Chaudhury M.	53	Baig, Zia S.	82	* Bashford, Sara J.	41
Abercrombie, Josephine	189	Al-Dhahir, Louis	189	* Anwar, Mohammed	24	* Bailey, Andrew R.E.	141	Basic, Mirza	121
Ableson, Richard N.	11	* Alexander, Heidi	128	Anwar, Sohail	82	Bailey, Adetokunbo	60	Basith, Tufail T.	139
* Abraham, Penelope F.	33	* Alexander, Jeannette L.	3	* Anyanwu, Donatus O.	121	* Bailey, Alan H.	86	Bason, Nicky R.	105
* Abrahams, David R.D.	35	* Alexander, June M.	86	Aplin, Mark J.	49	* Bailey, Linda, J.	16	* Bass, Graham J.	41
Abrahams, Michael	129	* Alexander, Karen J.	75	Appiah, Beatrice	139	* Bailey, Richard H.	165	Bassarar, Shule A.	17
Abrahams, Olga	81	* Alexander, Louise	172	Appley, Adrian G.	27	* Bailey, Robert W.	3	Bassett, Broderick J.	17
Abrahams, Steven L.	135	* Alford, Adronie E.	70	Arain, Ashtaq	129	Bailey, William J.	40	* Basson, Christopher J.	33
* Abraham, Imran	177	Alghoul, Mohammed	21	Arana, Maria E.	111	* Baillie, Sarah J.	3	Bastin, Colin	49
* Abrams, Kingsley J.	123	Ali, Ahmad	122	Arasaratnam, Nakkeeran	86	Baines, Malcolm I.	121	* Basu, Dharendra N.	77
Abse, Tobias	127	Ali, Amina	172	* Arbour, Tony	151	Baines, Vivienne J.	121	Batu, Suneil	47
Abson, Brian L.	170	* Ali, Anwara	170	Archer, Graeme E.B.	66	Baird, Nicola L.	104	Bates, Dan	158
Abulafia, Gabriel	117	Ali, Aysa	169	Archer, Jane A.	170	Baker, Anna	129	Bates, Danny	65
Ackland, Richard G.	40	* Ali, Ayub K.	141	* Archer, Timothy J.	169	Baker, Anton M.	123	Bates, Nicola S.	75
Acton, Charles L.	127	Ali, Ghazanfer	147	* Argar, Edward J.C.	190	* Baker, Bruce A.	92	Bates, Olive J.	77
* Acton, Geoffrey B.	152	Ali, Jengiz	28	Arghyrou, Argyros, A.	75	* Baker, Carolyn A.	75	* Bates, Paul	157
Acty, Ryan M.J.	59	* Ali, Liaquat	177	Aris, Alan A.	76	* Baker, Edward A.	22	* Bath, Camilla M. A.	83
Adair, Christopher D.	65	* Ali, Margaret	165	Armstrong, John C.H.	152	Baker, Fionuala M.	93	* Bath, Lily	99
* Adam, Michael F.	70	Ali, Mohamed S.	164	Armstrong, Kirsty S.	134	Baker, Jeremy J.	121	* Bath, Rajinder S.	99
Adamaszek, Regine A.	99	Ali, Mohammed	171	* Armstrong, Michael J.	87	Baker, Keith W.	93	* Batty, Pamela J.J.	189
* Adamou, Gina	75	* Ali, Mohammed S.	170	Armstrong, Nina R.	170	Baker, Malgorzata M.	121	* Bauer, Sandra E.	57
Adams, Clifford B.	58	Ali, Mukhtar A.	94	Armstrong, Robert	27	* Baker, Roger C.L.	120	* Bawden, Rupert	171
Adams, Daniel H.	169	* Ali, Nasim	35	Armstrong, Stephen	53	* Baker, Susan	115	Baxter-Derrington, Peter C.	163
Adams, Edward S.	111	Ali, Nazim H.	122	* Arnold, Derek B.	176	Bakewell, Enid	164	Bayliss, William J.	176
* Adams, Gary K.	87	Ali, Partab	171	Arnold, Lesley-Anne	111	Bakewell, Martin	63	Bays, Anthony W.	129
* Adams, Ian McL.	189	Ali, Rizwana	22	* Arnold, Mary H.	22	Bakhai, Nigel	46	* Beacham, David M.	75
* Adams, Norman R.	59	Ali, Sahra A.	169	* Aram, Edwin	39	Balendra, Sandi J.	9	Beadnall, Alan S.	123
* Adams, Pamela J.	54	* Ali, Shahed	172	Arram, Joyce M.	9	* Ball, Christopher	16	* Bean, Angela M.	179
* Adams, Reginald W.	28	Ali, Shahrar	33	* Arthur, Graham L.	29	* Ball, Jon T.A.	46	Bean, Melissa H.E.	158
Adamson, Victoria	190	Ali, Shahrar	23	Arnaw, Elliot	11	Ball, Patricia R.	16	* Beanse, John D.	177
Adan, Deeka I.	170	Ali, Syed A.M.	148	* Asad, Abdul	172	* Ball, Raymond	151	Beard, Philip J.B.	134
Adderley, Keith	127	* Ali, Zulfikar	141	* Asante-Twumasi, Elizabeth N.	81	Ballard, Kay	171	Beard, Rachel A.	9
Addison, Gillian	159	Alidina, Mohammed R.	83	* Asghar, Mohammad	178	Ballentyne, Phyllis A.	98	Beardsley, Paul R.	93
* Addison, Jacqueline	128	* Allam, David R.	94	Ashban, Peter	178	Ballingall, Christopher	63	Bearyman, Caitriona	54
Adefiranye, Obajimi	127	* Allan, George E.	104	Ashby, Christopher	106	Ballingall, Sheena	63	Beaton, Thomas D.	100
* Ademolake, Simeon A.	139	* Allan, Lucy E.	185	Ashby, Martin	75	Balmer, Neil J.	188	Beattie, Barry	29
Adedayemi-Adejimi, Amos A.	157	Allchin, Michael D.	141	Ashfield, Mark E.C.	8	* Bamber, Anwar	92	Beattie, Leo G.	63
* Adje, Charles O.	77	Allen, Christopher M.	71	Ashley, Daniel G.	54	Ashley, David J.	139	Beattie, Morag G.	190
Adlard, St. John	111	Allen, David A.	76	* Ashmore, Roy F.	15	Bamford, David St.J.	116	Beaumont, Timothy W.	120
Afzal, Mian H.	189	Allen, Joan	176	* Ashton, David J.	81	* Bamford, Patricia	115	Beavis, James I.	65
Afzal, Mohammad N.	148	Allen, Kathleen	164	* Ashton, Marilyn J.	83	Banchero, Carlo C.	35	Beckman, Judith	21
Aghamiri, Akbar S.	129	* Allen, Linda J.	94	Ashton, Michael A.	83	Banerji, Reetendra N.	98	* Beckwith, Aileen M.	17
Agius, Anthony W.J.	100	* Allen, Piers R.	153	Ashton, Nicholas J.	127	Bangham, Michael J.	151	* Beckwith, Brian G.	15
* Agrawal, Alok K.	3	Allen, Roderick	76	Asibe, Osei	141	* Banks, Ann F.	94	* Beddows, Philip W.	184
Aguiar, Fernando J.F.	105	Allen, Steven	66	* Askey, Robert M.	66	Banks, Dylan J.	110	Bedford, Matthew J.	40
Aguiar, Maria J.A.S.	105	* Allie, James B.	21	* Aslam, Mohammad	48	* Banks, Felicity A.	147	Bedlow, Rosalind J.	147
* Ahern, Richard T.M.	110	Allison, Christine J.	129	Aspis, Simone F.	129	* Banks, Robert A.	24	* Bednell, Christine A.	87
* Aherne, Colin	71	* Allison, Mark G.	135	Asquith, Jeremy E.C.	93	Banner, Helen M-A.	111	Bedwell, Robert G.	17
Ahmad, Imtiaz	94	Allison, Michelle Z.	105	Asser, James E.	54	Banner, Lee N.	156	Bee, Katharine D.	41
* Ahmad, Masood	178	Allman, Trevor W.	58	Assinen, Susan	134	Bannister, Diana M.	75	Becroft, Martin R.	139
Ahmad, Muhammad Z.	140	* Allott, Peter	48	* Astaire, Daniel P.	189	Bannister, Jonathan L.	64	* Beever, George M.B.	152
Ahmad, Qazi Z.	83	Alltimes, Jonathan E.	130	Astes, Sakine	53	Barbe, Steve	158	Beg, Aktar	179
* Ahmad, Shama S.M.	140	Allwright, Donald A.	47	Atkins, Ian R.	40	Barber, Andrew C.	29	Beg, Farah	176
* Ahmad, Tariq M.	136	Almond, Gwendoline M.	93	* Atkinson, Catherine H.	111	* Barber, James V.	157	Begum, Dilwara	172
Ahmed, Abul M.O.	170	Alrai, Aisha	54	Atkinson, John M.	112	Barber, Stephen D.	9	Begum, Husheara	170
Ahmed, Amahbub	141	Al-Samerai, Anood	156	Atkinson, John R.	112	* Barczuk, Wolodymyr M.	46	* Begum, Lutfa	170
Ahmed, Anna M.L.	185	Alsworth, Glyn	29	* Atkinson, Liz	123	* Barden, Ronald I.	145	* Belam, Robert D.	176
Ahmed, Ashfaq	140	Al-Uzaizi Emile P.	71	Attawar, Laxmi	134	Barden, Rosemary	145	Belcher, Susan J.	87
Ahmed, Farid U.	171	Amagbe, Iquo	75	Atthey, Peggy M.	92	Bargery, Paul A.	17	* Belford, Paula L.	104
Ahmed, Gias U.	172	Ambache, Jeremy N.	183	Atwell, Bernard N.	123	Baring, Susan M.	188	* Bell, Brian	63
Ahmed, Kobir	171	Ambrose, Gerard J.	129	Atwell, Elkin G.	121	* Barker, Alan G.	54	Bell, Hermia M.M.R.	46
Ahmed, Koysor	189	Ambrose, Janet I.	28	Auchombit, Prakash P.K.	92	Barker, Claire L.	3	* Bell, Julian G.	47
* Ahmed, Lena	21	* Amin, Kaushika	76	Audley, Adrian J.	123	Barker, Eileen V.	22	Bell, Robert E.	188
Ahmed, Masood	136	* Aminu, Adedamola	123	Aulakh, Tejinder S.	16	Barker, Harold J.	28	Bellak, John M.	122
Ahmed, Mehruz	188	Amole, Raskai A.	185	* Auld, Douglas M.	29	Barker, Malcolm	28	Bellamy, Karen E.	177
Ahmed, Mohammed S.K.	176	Amos, Alan T.	171	Aurongozeb, Alizaman	141	Barker, Malcolm B.	3	Bellamy, Martyn	177
Ahmed, Muhammed S.	172	Amos, Andrew W.	122	* Aussenberg, Bernard	65	Barker, Nigel R.	92	Bellia, Ian M.	22
Ahmed, Munir	46	Amrani, Abdeslam	128	Aussenberg, Glenda J.	63	* Barker, Timothy R.J.	93	Bellingier, Jenny	17
Ahmed, Omer M.S.	46	* Amson, Michael G.	116	* Austen, Donald J.	116	Barmby, Joan O.	145	* Bellwood, Harold S.	59
* Ahmed, Rajib	170	* Anand, Jasbir K.	49	Austin, Andrew C.	105	Barnbrook, Michael J.	15	* Belton, Anthony	184
Ahmed, Rashid	141	Anastasi, Giovanni G.	86	Austin, Caroline M.G.	184	* Barnbrook, Richard J.	4	Ben Maimon, Kelly R.	120
Ahmed, Rezwan	141	* Anderson, Barrie P.	128	* Austin, Geoffrey R.	115	Barnes, Brian G.	184	Ben Salem, Rachel C.	158
* Ahmed, Ro'ique U.	171	Anderson, Christopher E.	22	Austin, Helen R.	94	Barnes, David P.	109	Ben Salem, Raouf	157
Ahmed, Shabir	47	* Anderson, John B.	81	Austin, Jack H.	98	Barnes, Henrietta L.	125	Benardout, Gary M.	34
* Ahmed, Shahbaz	47	* Anderson, Justin J.	47	Austin, Kathleen V.	41	Barnes, Judith	33	Bence, Richard L.	134
Ahmed, Shamim	140	Anderson, Kathleen F.	184	Austin, Leslie B.	112	Barnes, Julie F.	135	* Benham, Robert M.J.	86
Ahmed, Shamsuddin	172	Anderson, Kim M.	106	Austin, Lois A.	156	* Barnes, Richard M.	93	* Benington, Julian W.	27
Ahsanollah, Mahmud	42	* Anderson, Lucy N.	34	Austin, Robert I.J.	35	Barnes, Terry J.	71	Bennett, Bill	115
* Aiken, Nicola J.	190	Anderson, Paul M.	40	Austin, Stephen G.	35	Barnes, Timothy P.L.	34	Bennett, Charles R.B.	23
Aina, Adeline	123	Anderson, Selkirk C.	134	Avins, Roger B.	152	* Barnett, Peter J.	179	* Bennett, Clive L.A.	122
Ainsworth, Edward	184	Anderson, Susan E.	82	* Avis, Jane	41	* Barns, William F.L.	4	Bennett, Geoffrey G.	94
Aitken, Richard S.	163	Anderson, Sylvia	63	Awobowale, Olumide	63	Barnsdale, David J.	117	* Bennett, Mark A.	122
* Aitken, Ronald A.	75	Anderson, Torbjorn	136	Awolowo, Alessandra	140	Barnsley, Julia A.	40	* Bennett, Mark E.	127
Ajmal Ali, Raheela	140	Anderton, Carol	185	Awoshile, Oluremi	158	Barnsley, Mario S.G.G.	39	Bennett, Mark S.	105
Akbar, Lina	135	Andre, Jeannine J.	47	Aylen, Dennis J.	145	Baron, Christopher J.	122	Bennett, Natalie L.	35
* Akehurst, Luke	63	Andresen, Evvind N.	77	Ayres, Diana	24	Barr, Sarah L.	122	* Bennett, Nicholas J.	30
Akeroyd, Daphne R.	42	* Andrew, Christopher	53	Ayres, George	41	Barr, Stuart D.	123	* Bennett, Rodney M.D.	152
Akeroyd, John W.	42	Andrews Jashapara, Karin	165	Ayres, Timothy C.	127	Barrand, Susan M.	93	* Bennett, Ruth E.M.J.	27
Akgul, Sait	77	* Andrews, Caroline J.	100	Azam, Javed	178	* Barrett, Clarence	86	* Bennett, Susan E.	41
* Akhooon, Dawood E.	63	Andrews, Malin C.	165	Aziz, Faheem I.	100	Barrett, Edwin R.	88	Benoy, Gopinathan	140
Akhtar, Pav	122	* Andrews, Philip	100	Aziz, Mahtab A.	178	* Barrett, Josephine M.	94	Bensilum, Paul K.	151
Akhtar, Sabha	176	* Andrews, Sheila M.	164	* Bacchus, Joyce	23	Barron, Leonie K.	59	* Benson, Robert C.	81
Akhtar, Syed S.	99	Angas, Elizabeth M.	60	* Bacon, Cheryl	16	* Barrow, Colin	189	Benson, Shabana K.	29
Akhter, Sakina	21	Angel, Michael E.	8	* Bacon, Gareth A.	17	Barrow, Stuart N.	60	* Bentley, Jeanette	71
* Akram, Afzal	178	Angel, Sheila M.	8	Badrick, Dorothy R.	9	Barry, Pauline M.	134	* Bentley, Paul R.	129
Akram, Mohammed	140	Anglin, Charles A.	122	Badruddin, Pervez	87	Barry, Simon M.	121	Benziger, Roderick R.V.L.	77
Akroyd, Philip J.	128	Anifowoshe, Victoria O.	183	Baffour-Awah, Victoria	176	Bartlett, David C.S.	77	* Berent, Anna	106

Bereza, Katherine	104	Boater, Alison A.	106	* Brierly, Margaret A.	135	Burles, Anthony	94	* Capstick, Denise M.	157
Bergdahl, Jonathan A.W.	93	Boethe, Charles D.	82	* Brierly, William P.	134	* Burley, Aidan	70	Caramba-Coker, Beresford H.	176
Berhanu, Alex	157	Boethe, Nahid	82	* Bright, Afolasade O.	64	Burling, Donald A.G.	100	Carber, Edward A.	163
Berman, Jack	81	Boff, Andrew	65	* Brighty, Geoffrey E.	58	Burmicz, Ryszarda A.M.	157	Carder, Joan M.	176
Bernard, Walter	48	* Boffa, Donna M.	104	Brindley, Neil W.	88	Burn, Alan J.	30	Cardigan, Oliver P.	70
Berridge, Virginia S.	35	Boler, Tania M.S.T.	156	* Brinkhurst, Amanda K.	58	Burnett, Gordon E.	41	Cardow, Anna M.	10
* Berry, David M.	115	Bolton, John T.	4	Brinkhurst, Graham K.	60	Burnett, Margaret L.	41	* Cardy, Jonathan M.	151
Berry, Sian R.	34	Bonar, Stuart A.	188	Brisby, Tania A.T.B.	156	Burnett, Sydney J.	139	* Carey, Peter F.D.	100
Berry, Sian R.	111	* Bond, Christopher	54	* Briscoe, Philip J.	169	Burns, David H.	76	* Carey, Robert A.	176
* Bessonng, Daniel A.	24	* Bond, Ian G.	147	Bristow, Avril S.	40	Burns, Jacqueline M.	140	Carey, Stephen J.	92
* Best, Chris	129	Bond, Oliver R.	115	* Bristow, Paul	70	Burrett, Anthony K.	185	Carless, Rachel E.	169
* Beswick, Lincoln A.	22	Bone, Mima	63	Britton, Carol J.	157	Burrow, Ronald F.G.	82	Carlisle, Ulla H.	128
* Bethell, William A.	70	Bone, Tumble	66	* Britton, David S.	128	* Burrows, Keith E.	94	Carlross Legge, James C.	158
* Betteridge, Mark	135	* Bonner, Carole M.	40	Britton, Joanna E.	129	Burstow, Mark P.	129	Carman, Frances	53
* Betts, Nigel P.	16	Bonner, Richard A.	92	* Broadley, Margaret L.	178	Burton, Eileen	82	Carmen, Michael N.	98
* Bevan, John E.	76	Boobis, Susan	82	Brock, Robert J.	178	Burton, Guy J.S.	172	* Carpenter, Evelyn	3
Bevan, John L.	170	Booker, Maureen	185	* Brocklebank-Fowler, Victoria S.A.	70	Burton, Michael D.	88	Carpenter, Peter J.	183
Bevis, George K.	157	Boomla, Kambiz	170	* Brockwell, Christopher B.	16	Burton, Peter G.H.	46	Carr, Georgina M.	86
Bewley, Henrietta S.	70	Booth, David A.	115	Brodkin, Alexander	9	* Burton, Terence C.	8	Carr, Graham M.	86
* Beynon, Sara J.	75	Booth, Janine S.	64	Bromby, Christopher R.	169	Bury, Dennis R.	75	* Carr, Mary D.C.	152
Bezayade, Bezayade M.	53	Booth, Marcus A.W.	121	* Brookes, Elizabeth	48	Bury, Francesca	33	Carr, Matthew J.	88
Bezginsoy, Mehmet	42	* Boothroyd, David	190	Brooks, Ben	128	Bury, James R.	9	Carr, Myra J.	34
Bezkorowajny, David	134	Borella, Carole A.	15	Brooks, John R.	17	Bury, Ursula K.	77	Carr, Sarah J.	70
Bham, Habiba	63	Borella, Stefano P.	16	Brooks, Kevin C.	28	Busbridge, Wayne	134	Carr, Shaun A.	70
Bham, Mahmood	64	Borgese, Marcello	83	* Brooks, Peter J.	60	Bush, Ivor F.	48	* Carr, Stephen L.	157
Bhamra, Gordial S.	145	* Borris, Mischa	63	Brooks, Peter R.	27	* Bush, Ruth E.	188	Carrington, Lucy	27
Bhana, Natoo	81	* Borrott, Graham F.	145	Brooks, Richard D.	171	* Butcher, Edmund R.	77	* Carroll, Shaun	3
Bhanderi, Aarti	100	Borrowman, Duncan K.	27	* Brooks, William R.	47	Butcher, Michael G.	117	* Carswell, James E.	66
Bhanot, Snehl L.	47	* Borwick, Victoria L.P.	110	Brooks, Zoe G.	17	Butler, Alan D.	153	Carter, Alan	27
Bhansali, Vikrant R.	156	* Bosshard, Eric	28	Broughton, Joe J.	152	Butler, Alison J.	42	* Carter, Clifford C.G.	164
Bhasin, Dilmohan S.	46	* Botterill, Nicholas B.	71	Brown, Andrew K.	127	Butler, Andrew	176	Carter, Helen M.	136
Bhat, Smita M.	105	Bottrall, Anthony F.	122	Brown, Anne L.C.	35	* Butler, James	139	Carter, Julian R.	77
Bhatti, Mohamed A.	59	Bottrill, William F.	136	Brown, Carolyn M.	178	Butler, Paul	76	Carter, Nicholas	163
Bhatti, Newsheen	183	Boucher, Carol	121	* Brown, Daniel E.	21	Butler, Thomas W.	70	Carter, Rex E.J.	49
Bhatti, Sheilla	115	Boucher, Christopher J.	100	Brown, Daryl J.E.	71	Butlin, Michael G.	152	* Carter, Simon C.	128
Bhatthy, Harold	139	* Bouchier, Frances C.	152	Brown, Graeme H.	158	Butt, Mohammad R.	99	Carter, Stanley	54
* Bhogal, Tarsem S.	177	* Boughey, Kathleen A.	28	Brown, Hugh P.	184	Butt, Mohammad S.	99	Cartwright, John S.	40
Bhundi, Arun	24	Boulton, Anthony P.	9	Brown, John G.	178	* Butt, Moira J.	163	* Cartwright, Kenneth M.	70
Bi, Farnida	135	Boulton, Helen J.	151	Brown, John W.	163	* Butt, Muhammed A.	23	Cartwright, Raymond D.	53
* Bianco, Jonathan P.S.	93	Boulton, Robert K.	146	Brown, Karen M.C.	23	Butt, Nazir A.	178	Caruana, Carol W.	110
Bickerstaff, Christine M.	135	* Bourne, Freda A.	142	* Brown, Kristofer I.	52	* Butt, Richard J.	165	* Carver, Frederic H.	33
Bieda, David A.	190	Boutle, Toby J.	77	Brown, Malcolm	163	Butt, Shaheen	24	Case, Alexander R.	110
Bignell, Dawn M.M.	29	* Bowcott, John M.	136	Brown, Malvin P.	88	* Buttar, Harbans S.	17	* Casey, Wayne J.	10
Bignell, Micheal J.	28	* Bowden, Christine H.	139	Brown, Matthew J.	75	Buttigieg, Barry P.	41	Cash, Anthony	71
Bignold, Christine E.	94	* Bowen, Robert M.	98	Brown, Nicola	183	Buttimer, Catherine E.	171	Cash, Helen M.	16
* Binon, Frederick D.	81	* Bowen-Hitchings, Janet K.	117	Brown, Ronald N.P.	17	* Buttinger, Janice A.	40	Cashman, Tom	115
Binder, Elsie	120	Bowers, Terence W.	116	Brown, Sheila J.	99	* Buttivant, Paul J.	93	Caspell, James J.	86
* Binding, Thomas J.	88	* Bowes, Nicholas	185	Brown, Thomas W.	111	Bux, Mohammad M.	141	Cass, Elaine	8
Bingham, Annie M.	158	Bowles, Desmond J.	165	* Brown, Valerie L.	24	Buxton, Brenda J.	188	Cassells, Sylvia A.E.	17
* Binion, Sandra C.	87	Bowles, Howard J.	163	Browne, Philip D.	75	* Buxton, Fiona H.	112	* Castle, Alexander V.	21
* Binmore, Helen L.	70	Bowles, John	17	Browning, Joanne	15	* Buxton, Terence M.	111	* Castle, Brian H.	46
Birch, Amanda L.	115	Bowman, Catherine	157	Browning, Neil R.	153	Byrne, Eugene	134	Castles, Jacqueline M.	188
Birch, Diana E.	129	Bown, Francis A.C.S.	170	Browning, Ronald J.	16	Byrne, Grainne J.	83	Catherall, Clara E.	98
Bird, Brendan J.	71	* Bowring, Geoffrey P.	121	Bruce, Beverley P.	106	Byrne, Karen E.	184	Cattell, Brian A.	21
Bird, Christopher J.R.	11	* Bowyer, Peter C.	122	* Bruce, Jeremy L.	135	Byrne, Theresa M.	46	* Catterall, Alfred W.	16
Bird, Dennis A.	10	* Boyd, Christine	66	Brueseke, Pauline	185	* Cadbury, Ruth	98	* Catterall, Peter P.	16
Bird, Margaret	41	Boyd, Geoffrey	184	Brunt, Michael	134	Cadet, Gloria M.	150	Catto, Angela	40
* Bishop, David A.	93	Boyd, Juliet D.	135	* Bryant, John W.	35	Cadman, Harriet L.M.	191	Caulfield, Mark B.	75
Bishop, Joel A.M.	111	Boylard, Florence M.	145	Bryant, Matthew	122	* Cahill, Edward	88	Causton, Nicholas J.	87
Bishop, Michael T.A.	40	Boyle, Henry A.	179	Buck, Ewan M.	27	Caine, Michael A.	29	Cavalla, Margaret	189
Black, Dominic J.D.	146	Braby, Patricia J.	99	Buck, Shawn V.	164	* Caisley, Scott F.	184	Cavalla, Peter	189
Black, Guy V.	104	* Brace, Malcolm T.J.	87	Buck, Wendy A.	88	Cakebread, Adam M.	157	Cazimoglu, Alev	54
Black, Kathleen M.	146	Brack, Duncan M.R.	120	Buckland, Derek J.	188	* Cakebread, Brian M.	40	Cecil, Douglas T.	47
Blackburn, Mark D.H.	190	Brackley, Frances P.	127	* Buckland, Jayne C.	53	Cakebread, Martin J.	156	* Cecil, James R.G.	110
Blackburn, Sheila M.	27	Bradbury, Pamela A.	10	* Buckley, Amanda C.	16	* Caldara, Angela J.	139	Ceesay, Bakary	139
Blackie, Robert A.	121	Bradd, Christina	145	* Buckley, Robert J.	4	Calder, Sheila	121	Certel, Adil K.	52
Blackman, Nicola	23	* Bradford, Penelope A.	184	* Buckmaster, Christopher M.	110	* Callaghan, David G.	164	Chada, Raj	34
* Blackman, Robert J.	23	* Bradley, Alan	190	* Buckmaster, Nicholas J.	178	* Callaghan, Patricia A.	33	Chadha, Immi	47
* Blackwell, Theodore W.	35	Bradley, Karen A.	152	Bucknell, Jonathan M.	33	Callen, Jean A.	40	Chadha, Jasbir K.	48
Blackwell-Whitehead, Richard J.	111	Bradley, Margaret A.	75	Buckner, Harley F.W.	99	Callow, Gordon T.	171	Chadha, Nirmal K.	140
Blair, Christina O.	42	Bradley, Roger E.	76	Buckwell, Christopher B.	139	Cameron, Euan M.	105	Chaggar, Gurdeepak S.	16
Blake, Leslie	116	Bradley, Steve	123	Budd, James E.	146	* Cameron, Marcia A.	123	* Chalk, Alexander J.G.	71
Blake, Samuel E.	17	* Braham, Laurie	177	Budden, Peter D.J.	81	Cameron-Doe, Christopher J.	104	Chalk, Frances K.	86
* Blakeman, Judith M.	111	Braham, Paul R.	178	Buddle, Claire L.	177	* Cammish, David B.	16	Chalk, Patrick W.	86
Blanchard, Anne B.	136	* Brahams, Michael C.	188	Budge, Peter	77	* Cammish, Margaret P.	15	Chalk, Peter D.	76
Blanford, Barry A.	169	Braid-Pittordou, Megan E.A.	41	Buffery, Katharine W.	105	Campanale, David B.	116	* Chalkley, Danny J.	82
Blane, Nicholas	65	Braithwaite, Ben	112	Buhariwala, Ratan D.	83	Campbell, Amanda N.	39	Challis, Dianne P.	130
* Blango, Columba M.J.	158	* Braithwaite, Diana E.	120	Buisson-Laing, Agnes	106	* Campbell, Anita	10	Challis, Peter M.	59
Blaskett, Jennifer	52	Braithwaite, Duncan E.	115	* Buitekant, Barry	64	* Campbell, Colin E.	17	* Chamberlain, Lee	54
Blay, Jeffrey G.	176	* Braithwaite, Paul N.	33	Bukasa, Adolphe K.	110	* Campbell, Elizabeth J.	112	Chamberlain, Veronica M.	82
Bleach, Martin J.	98	* Bramley, Graham J.	3	Bull, Catherine	86	* Campbell, Elizabeth M.	83	Chamberlin, Primrose J.F.	8
Blears, Gale A.L.	163	Branch, David	59	* Bull, Dennis R.	86	Campbell, Gregory H.	86	Chamberlin, Victoria E.	106
Blewett, Frank	178	Branch, Gabrielle V.	81	* Bull, Gideon A.	77	Campbell, Ian	170	Chambers, Glyn E.	120
Blick, Andrew	189	Brand, Philip W.	185	* Bull, Michael J.D.	94	* Campbell, Isobel A.W.	111	Chambers, Iain	170
Bligh, Christopher T.	153	* Braun, Maureen	10	Bull, Michele	52	* Campbell, Jean I.	71	Chambers, Pamela J.	98
Bligh, Katharine V.	35	Braun, Rene A.	8	* Bulmer, Fiona L.	10	Campbell, John M.	111	Chamdal, Labhaya R.	94
* Bliss, Lindsay	92	Braund, Henry C.	71	Bunce, Raymond	165	Campbell, John	94	Chamdal, Reeta	94
Bliss, Lyn	104	Braverman, Rachel	121	Bunce-Linsell, Jacqueline A.	23	* Campbell, Lorna P.	122	* Champagnie, Mavis L.	82
Bliss, Nigel G.	189	Brayshaw, Peter	33	Bunting, Bernard	35	Campbell, Mary L.B.	35	Champion, Michael M.	157
Bloch, Jean H.	58	Breanley, Sally J.	163	Burall, Simon C.	135	Campbell, Maureen L.	105	Chan, Gerald	156
* Bloch, Jonathan M.	76	* Brennan, John F.	164	Burbage, Marilynne B.	163	Campbell, Oliver E.W.	122	Chan, Jennifer	105
* Blois, Elizabeth F.M.	189	Brennan, Stephen P.	70	* Burbridge, Susan M.	189	Campbell, Stephen	83	* Chan, Tak L.	148
Blomer, Steven E.	9	Brett Young, Anthony	164	Burchell, Keith	83	Campbell, Velma C.	27	Chandarana, Raj	42
* Bloom, Colin C.	27	Brett, Alastair J.	70	Burchill, James J.	4	Campbell-Savours, Markus D.	190	Chanion, Amarjit	120
* Bloomfield, Peter J.	28	Brett, Yasemin	52	Burcombe, David J.	8	* Campion, David G.	111	Channell, Anthony S.	151
Bloor, Peter	65	Brett-Jones, Anthony T.	190	Burden, Janet L.	70	Camplin, Maximilian A.	135	* Chapman, Ian A.	164
Blount, Malcolm S.H.	11	Brewer, Beverley L.	145	Burden, Jon P.	70	Canal, Paul	176	* Chapman, Margaret A.	49
Blowers, Grant	17	Brewer, Norma A.	115	Burden, Michael G.	117	* Candy, Ann E.	146	* Chapman, Robert A.	64
Blundell, Alan T.	93	Brewin, David R.	189	* Burgess, Allan C.	148	Cann, David	70	Charalambous, Charalambos	53
Blundell, Dorothy J.	93	Breznay, Ruth	24	* Burgess, Janet D.	105	Cannam, Debra	40	Charles, Amos A.P.	53
Blunt, David M.S.	176	Briant, Sally A.	16	* Burgess, Walter H.	106	Canty, Nicholas P.	104	* Charles, David G.	88
Bluston, Howard S.	81	* Brice-Thompson, Wendy	88	Burke, Linda	46	* Canver, Azize N.	76	Charles, Gregory G.H.	165
Boag, Brian R.	169	* Brickell, Paul M.	140	Burke, Stephen B.	70	* Canvin, John R.	28	Charles, Simon	104
Boardman, Adam F.J.	76	Bridge, Richard W.L.	120	Burkett, Richard I.	176	Cape, Yvonne P.	165	Charlesworth, Sue	34
* Boast, John R.	54	Brier, Jeremy M.	83	Burland, Terence F.J.	87	* Caplan, Melvyn B.	189	Charlton, Hugo	184

Charlton, Hugo	110	Clark, Wendy E.	88	Congreve, Priscilla A.	111	Coyte-Woods, Philippa R.	27	Davey, Philip P.	87
* Charsley, Roger D.	29	Clark-Mazo, Georgina	53	* Connell, Brian A.	188	Craayenstein, Mogamat R.	147	David, Andrew P.	94
Charvet, Elizabeth A.V.	35	Clarke, Brian D.	176	Connellan, Daniel F.	136	Cracknell, David L.	147	David, Stephanie	15
Chater, Kathleen A.	142	Clarke, David R.	135	* Connelly, John	99	Cracknell, Mavis A.	117	Davidson, Thomas	75
Chatham, Edward J.	34	Clarke, Donald S.	83	* Connelly, Neil S.	3	* Craig, Alan	139	Davies, Alexander D.J.	120
Chatham, Nicola J.	33	Clarke, Edward	70	Connelly, Susan M.	3	Craig, Kevin	120	* Davies, Anna J.	152
Chathli, Aditya	158	Clarke, John J.	136	Connolly, Brendan P.	158	Craig, Oliver D.	70	Davies, Catherine M.	146
Chathli, Lindsay	157	Clarke, Malcolm F.	16	Connolly, Philip J.	58	Crampton, Sheelagh D.	40	Davies, Edward J.	139
* Chatterjee, Natasha S.	105	Clarke, Mark A.	111	Connolly, Theresa	158	* Crane, George E.	51	Davies, Elisabeth S.	185
* Chatterjee, Richard R.	41	Clarke, Patricia M.	105	Connors, Duncan P.	106	Cranfield, Ingrid E.	23	* Davies, Elizabeth B.	178
Chattopadhyay, Bethelina	171	Clarke, Pennie A.	170	Conquest, Thomas	139	* Cranfield-Adams, Marc L.	152	Davies, Huw S.	83
* Chaudhary, Akbar A.	140	* Clarke, Sheila	123	Constantine, Andrew J.	152	* Craske, Peter H.	15	* Davies, Jeremy E.	10
* Chaudhary, Mohammed H.	98	Clarke, Stephen	170	* Constantiniades, Andreas	54	Crawford, Damian J.	28	Davies, Jonathan M.	9
Chaudhury, Mizanur R.	172	* Clay, Claire E.	183	* Convery, Paul E.	104	Crawford, Fraser A.	106	Davies, Karen A.	122
Chaudri, Abid J.	99	* Cleary, Stephen A.	40	Cook, Brian	4	* Crawford, Kathleen G.	47	Davies, Laura M.	158
Chaudry, Ahsan-Ul-Haq	147	* Cleaver, Hugh R.	145	Cook, Margaret A.	4	* Crawford, Richard J.	141	* Davies, Linda A.	100
* Chavda, Chunilal V.	21	Clelland, Laurence N.	4	Cook, Robert	110	Crawley, Alan	42	Davies, Linda J.	190
Cheape, David R.	105	* Clement, Ian S.	15	* Cooke, Geoffrey N.	11	Crawley, Jean H.	42	Davies, Mark R.M.	189
Cheema, Dalbir S.	99	Clements, Geoffrey M.	116	Cooke, Mary E.	93	Crawley, Nicola J.	70	* Davies, Mark S.	184
Cheeseman, Elaine F.	16	Clements, Lee J.	111	* Cooke, Matthew W.	75	Cray, John C.	171	* Davies, Martin J.	33
Cheetham, Thomas R.	135	* Clements-Elliott, Julia M.	47	Cooke, Montague B.H.	93	Crichton-Miller, James N.	110	* Davies, Matthew J.	75
* Chellew, Richard	136	Cleverly Susannah J.T.	128	Cookson, James N.	128	Cripps, Gary	17	Davies, Roger W.	47
Chelliah, Sivakumar	179	Cleverly, James P.	130	* Coombes, Graeme S.	59	Crisp, Ralph R.G.	76	* Davies, Rolson J.	117
Chetty, Darren M.	169	Cleverly, James S.	127	Coombes, John P.	145	Critchley, Julian M.D.	28	* Davies, Samantha T.	100
Chew, Martin D.	145	* Clewes, Bernard C.	16	* Coombs, John W.G.	151	Cronin, Charles H.	184	* Davine, Margaret A.	81
Child, Jeremy P.	82	Clifford, Iris D.	116	Coombs, Kenneth M.	4	Cronk, Brian W.	54	Davis, David G.	163
Child, Josephine M.	142	Clifton, Michael A.	185	Coombs, Sandra	117	Crook, Anne M.	147	Davis, Elliot	8
Chilver, Mark	104	Clifton, Richard F.	164	Cooper, Anthony D.	99	* Crookshank Hilton, Robin A.	159	Davis, Janet P.	86
Chinn, Bahri J.	139	Clohesy, Oriol S.	105	Cooper, Anthony G.B.	105	Croot, Timothy R.	178	* Davis, John	3
Chippis, Brian	129	Cloke, David	127	Cooper, David K.J.	117	Crosby, Maureen	47	Davis, Kevin J.	115
Chodha, Josephine E.	15	* Clouder, Patricia	42	Cooper, Frank A.	151	* Cross, Robin	130	Davis, Kevin P.	139
Chohan, Bhagwanji	22	Clough, Christopher G.	27	Cooper, Garry J.	94	Crossey, William D.	171	Davis, Malcolm B.	9
Chohan, Romana	115	* Clues, David C.	21	* Cooper, George E.	94	Crossman, Herbert W.	83	* Davis, Matthew T.	176
Chong, Yen C.	63	* Clyne, Jeremy S.	122	* Cooper, Jane	185	* Croy, Brian C.	94	Davis, Michael J.	88
Chopping, Iain R.	93	Coakley Webb, Pauline	8	* Cooper, John H.	99	* Crowley, Timothy E.	163	Davis, Michael P.	88
Chopra, Bandna	100	Cobb, Amber	65	* Cooper, Judith V.	93	Cubberley, Peta C.	156	Davis, Robert A.	23
* Chopra, Danish	8	Cochran, Clare V.	159	* Cooper, Leonie A.	184	Cudmore, John C.	15	* Davis, Robert J.	189
Chopra, Krishan L.	99	Cock, Sybil G.	171	Cooper, Olivia H.	134	Cudmore, Kaye L.	15	Dawbarn, William	115
Choudhary, Shafique A.	21	* Cockell, Merrick R.	112	Cooper, Suzanne W.	83	Cue, Michael J.	164	Dawber, Howard	33
Choudhary, Tariq R.	48	Cocker, Daniel R.	58	Cope, Jonathan R.	42	* Cuff, Nicholas R.	185	Dawes, Colin	17
Choudhury, Abu S.	169	Codd, Janette D.	17	* Corbet-Singleton, John M.	112	Culbert, Catherine A.M.L.	59	Dawes, Mark S.	178
Choudhury, Ahmed Z.H.	4	Codd, Philip G.	17	* Corbett, Ian K.	139	Cullinane, Sandra	99	* Dawson, Katie J.	105
* Choudhury, Alibor	171	* Codd, Robin H.I.A.P.	116	* Corbett, Josephine H.	141	Culpin, Lucinda	145	* Dawson, Peter M.	184
Choudhury, Aminur R.	139	Coffey, Felicity R.	65	* Corcoran, Peter D.	23	Cumming, Sheonaidh	63	Dawson, Phillip	54
Choudhury, Faruk A.	141	Coffey, Michael	104	Corfield, David J.	29	* Cummins, Christopher M. G.	148	Dawson, Richard F.	164
Choudhury, Hafizur R.	171	* Coggins, Matthew	65	Corfield, Beatrice	147	* Cummins, Mark	21	Dawudu, Musadiq I.K.	156
Choudhury, Koyes U.	170	Coghill, Peter H.	21	Corfield, Catriona L.	92	Cummins, Robert C.	163	Day, Frederick G.	134
Choudhury, Mahbub	140	Cohen, Daniel L.	156	* Corfield, Glenn C.	146	Cunliffe, Alexander M.	59	Day, Michael L.	183
Choudhury, Mohammed A.M.	172	* Cohen, Dean S.B.	9	Corley, Peter H.	78	* Cunningham, David H.	117	Day, William A.	115
Choudhury, Moynul H.	169	* Cohen, Jack B.	8	* Cornelius, Richard A.	10	* Cunningham, Keith L.	110	* d' Cruz, Vinod R.	190
* Choudhury, Mirinal K.	81	* Cohen, Melvin	9	* Cornell, Yvonne M.J.	86	Cunningham, Linda S.	60	de Alwis, Ruvini	158
Choudhury, Reza A.S.	141	Coke, Carlos O.	122	Corney, Victor P.E.	8	Cunningham, Mark	128	de Beer, Maureen	81
Choudhury, Reza	139	Colak-Antic, Sallie J.	151	* Cornforth, Angela J.	59	Cunningham, Richard	46	de Botton, Oliver T.	63
Choudhury, Rezia B.	140	* Cole, Christopher V.	53	Cornish, Alan F.	148	Curley, John O.	94	de Burgh, Hugo W.	158
Choudhury, Shamimara	140	Cole, Colin C.	42	Cornish, Janet M.	148	* Curling, Peter A.	92	de Carne, Seana K.	189
Choudhury, Shamsur R.	169	Cole, David L.	190	* Cornwell, Andrew N.	106	Curran, Dominic J.	104	de Carvalho, Joao C.M.D.	156
Choudhury, Shelima	169	Cole, Michael M.	10	Corr, Kevin F.	140	Curran, Therese M.	29	de Florio, Jonathan A.	152
Choudhury, Shohidul H.	81	* Cole, Robert A.	145	Corrigan, John H.	86	* Currie, Robert W.	83	de Lance, Steve B.	10
Choudry, Mohammad A.	21	* Cole, Sarah E.	153	* Corthorne, Philip N.	94	* Curry, Martin A.	28	de Lisle, Alexandra E.	70
Chowdhry, Shafiq W.	145	* Cole, Vanessa C.	145	Cosgrave, Noel F.	157	* Curtin, Andrew S.	88	de Maynard, Vernon A.	123
Chowdhury, Abdul K.	169	* Coleman, Brian J.	10	Cosin, Maggie I.	34	Curtis, Kay D.	76	de Mello, Pablo	10
Chowdhury, Abdul M.	123	Coleman, Caroline M.	178	Cossar, Andrew J.	35	Curtis, Patrick E.	87	de Saram, Bruce J.	29
* Chowdhury, Ayesha	139	Coleman, Edward P.	46	Costard, Ian	93	Curtis, Robert B.	129	de Silva, Haththimuni W.	121
Chowdhury, Emran	140	Coleman, Francis A.	76	Costas Tanto, Niki	151	Curtis, Ronald J.	3	de Souza, Maya H.	34
* Chowdhury, Fazlul K.	33	Coleman, Iain	71	* Costello, Colm	47	Cusack, Anthony J.	17	de Sudea, Isabel G.	77
* Chowdhury, Golam J.A.K.M.	104	* Coleridge, Timothy R.	111	Costello, Elizabeth M.	52	Cusworth, Patrick	75	de Vivo, Caroline J.	28
* Chowdhury, Golam S.	81	* Coles, Andrew N.	136	Cottam, Thomas G.E.	70	Cutting, Richard G.	10	de Wilverton, Ian	87
Chowdhury, Hamida R.	172	Coles, Gina	112	Cotterell, Priscilla M.	128	Czarniecki, Peter J.	94	Deacon, Christopher	52
Chowdhury, Hamid-Ur-Rahman	172	Coles, Jo-Anna C.	170	Cottis, Stuart	104	Dabasia, Harji	23	Deacon, Ian E.	188
Chowdhury, Mohammed A.	141	Coles, John G.	88	Cotton, Jeremy	17	* Dabrowska, Joanna K.	46	* Deadman, Alan	75
Chowdhury, Mohammed J.U.	171	* Coles, Jonathan W.A.	87	Cottrell, Tony	115	* Daikides, Isidoros	77	Deadman, Martin H.	48
* Chowdhury, Shamin A.	171	Coles, Pamela A.	87	Couchman, Anne	189	Daisley, Eileen E.	42	* Dean, David T.	136
* Chowdhury, Sherwan, H.	41	Collar, Beth J.S.	172	Coughlan, Siobhan M.	70	* Dakers, Andrew S.	98	Dean, Kathryn	75
Christian, Paul F.G.	35	Colledge, Alfred J.	82	* Coughlin, David C.	22	Dalal, Rusi K.	47	* Dean, Peter L.	29
Christie-Smith, Johanna A.E.	28	Colledge, Eileen J.	82	* Coupland, Joan	106	Dale, William C.	4	Dean, Zana	120
Christophides, Joanna K.	75	Colley, Edward J.N.	158	* Coupland, Michelle M.	106	* Daley, Mark P.	110	Dear, David M.	27
Chubb, Neal A.	177	* Colley, Fiona M.	158	* Court, Margaret P.	165	Dalling, Vivien M.	53	Dearden, Stephanie M.	183
* Chung, David A.	135	Collie, George M.	71	* Courtney, Geoffrey D.	92	* Dalton, Andrew S.	112	* Debono, Theresa	105
Chung, Linda	34	Collier, Bryan	139	Courts, Anya	33	Daly, Mary B.	23	Dees, Michael J.	135
* Church, Deidre E.	184	Collier, Judith M.	123	* Cousins, James A.	184	* d'Amiral, Graham M.	15	Degas, Rupert	23
Church, Dominic A.	9	Collier, Margaret P.	165	Couzens, Ronald C.	86	Dance, Hilary J.	151	Degen, Heidi	129
Church, Dominic J.	71	* Collier, Marie S.	139	Coventry, Barbara	106	Dance, Sabastian T.G.	158	* Dehaney, Lyn H.	134
Churchill, Jennifer	151	Collier, Richard S.	165	Coverson, Ron	171	Danesi, Ismail	58	Delahey, Margaret G.	110
Chute, Richard D.	112	Collins, Charlotte S.	34	* Cowan, Janet R.	81	Daniel, Penelope	58	Delaney, John L.	46
Chytry, Anthony B.	4	Collins, Gillian A.	27	* Cowan, John H.	81	Daniell, Sarah L.	115	Delaney, Matthew C.	98
Chytry, Sharron	3	Collins, Graham K.	171	* Cowan, Stephen E.	70	Daniell, Steven	29	Deller, Steven J.	33
Cinamon, Kate	159	* Collins, Herbert J.	4	Cowan-Bates, Vince	94	Daniels, George H.	88	* Delman, Dogan	53
* Clancy, Luke S.	41	Collins, John B.	35	Cowie, Brian	122	Daniels, Terence J.	135	* Demirci, Ali	75
Clare-Paule, Tony	52	Collins, Laura A.	159	* Cowing, John	49	* Dann, Catherine S.	92	* Demirci, Feryat	63
Clarence-Smith, Dylan A.P.	70	Collins, Melanie J.	88	Cowley, Judith	115	Dar, Khalid	22	Demirel, Asli	63
Clark, Florence I.J.	156	Collins, Melvin B.	100	Cowley, Michael J.	117	Dare, Paul A.	151	Dempster, John A.	28
Clark, Frederick W.	54	Collins, Michael	22	Cowling, Edward	53	Darfoor, Jude	157	Denison-Pender, Peter R.	33
* Clark, John A.	88	Collins, Neville J.	77	* Cox, Edward J.M.	110	Darke, Marian	115	Denman, Moya F.G.	112
Clark, Kathie E.	164	Collins, Patrick H.	27	Cox, Eileen J.	59	Darley, Andrew S.	98	Dennehy, Benjamin L.	48
Clark, Ken	87	Collins, Shane	121	Cox, Eliza	172	Darvill, Julia B.	86	Dennis, Susan E.	76
Clark, Laura	110	Collins, Simon	21	* Cox, James H.	151	* Darvill, Keith E.	87	* Dent Coad, Emma	111
* Clark, Mary J.	116	* Collins, Stuart	39	Cox, Jane O.	116	Das, Kshitish C.	75	Denton, Peter F.	189
Clark, Patricia A.T.	88	Colman, Nigel J.	145	* Cox, Jonathan	141	Dass, Jeetender	22	* Denyer, John R.	5
Clark, Paul	139	Colwill, Miranda A.	23	Cox, Laurence J.	81	Dattani, Narendra	146	Deol, Jasmine	59
Clark, Robert A.	52	Colwill, Natalie	22	* Cox, Michael F.	93	Daughters, Elizabeth	134	* Depala, Mukesh H.	8
* Clark, Ruth K.	145	* Colwill, Reginald R.	22	Cox, Oenone R.	82	Dauncey, Jeremy R.	177	Derbyshire, Joel J.	35
Clark, Sarah A.	94	Comaish, Richard A.	27	Cox, Valeri	129	Davenport, Laura	52	Dering, Stephen	42
Clark, Sheila	16	Coman, Leslie D.	165	Coyne, James	82	* Davey, John C.	17	Derrick-Reeve, Sylvia G.	60
Clark, Timothy	104	Compobassi, Peter	4	Coyne, Fran	117	Davey, Mary J.	42	Dervish, Tarik	75
* Clark, Valerie C.	16	* Condon-Simmonds, Mairhead	110	Coyte, Jane	29	Davey, Pelham F.J.	105	Desai, Jaydutt R.	21

* Desai, Unmesh	139	* Downing, Rosaline M.	16	Ekholm, Niklas K.B.	112	* Fawthrop, Simon H.	29	Ford, Vanessa J.	63
Desborough-Hurst, Matthew J.	184	* Doyle, Margaret M.	189	Ekumah, Alex A.	122	Fazzani, Lillian	66	Fordham, Derek C.	157
Deshmukh, Sadashivrao N.	33	Doyle, Sarah E.	54	* Elengorn, Martin D.	152	Fazzani, Peter	64	Fordham, Edward T.	34
* Desmond, Michael B.	64	Doyle-Price, Jacqueline	59	Elfeitury, Manal	21	* Feakes, Alexander	128	Fordham, Margaret E.	157
Desorgher, Simon J.	41	Drab, Sylvia M.	24	Ellas, Joy E.	54	Fear, Sean M.	28	Fordham, Nicholas C.L.	28
* Detre, John T.J.	22	Dragadze, Tamara	71	Elkan, Miriam N.	35	Fedonos, Michael	21	Foreman, Rebecca M.	158
Devaney, John F.L.	98	* Drage, John W.	165	Ellar, Colin	99	* Feilding-Mellen, Rock H.B.	112	Forrest, Anne D.	76
Devaney, Paul R.	176	Drake, John G.	111	Ellard, Andrew R.	70	Feisenberger, James R.	39	Forrest, Peter J.	76
* Devenish, Anthony S.	189	* Draper, Nicholas	134	* Elliman, Charles	146	Fellowes, James J.R.	87	Forse, Mary E.	140
Deves, Michael F.	29	Draper-Stumm, Tara J.S.	178	* Elliott, Michael N.	48	Fennelly, Anthony J.	184	Forster, Christopher	151
Devine, Joan E.	176	* Dreblow, Annette M.	52	Ellis, Alexander V.	65	Fensterheim, Helen C.	121	Forsyth, James A.	87
Devine, William A.	152	Dreese, Alison M.	148	Ellis, Anthony J.	88	Fergus, Edna M.	4	Fortune, Joseph F.	159
Devlin, Nicola H.G.	177	Dreisin, Matthew	10	* Ellis, John P.	184	Fernandes, Christie	21	Foster, John P.W.	170
Devons, Catherine S.	185	* Driver, Jonathan M.	42	* Ellis, Judith E.	28	* Fernandes, Uma N.	22	Foster, Julian A.S.	177
Dewar, Kari-Lourdes	35	Dromey, Bill	23	Ellis, Tom A.	27	Fernandes-Bonnar, Ivonne E.	42	* Foulds, Archie T.	82
Dewhurst, Charles A.G.	71	Drury, Elizabeth P.	60	* Ellison, Jane E.	9	Fernandes-Bonnar, Tim	41	Foulger, Jeffrey W.	29
Dewhurst, Damian F.J.	190	Drury, Ian C.	179	* Elloy, Jeremy A.W.	151	Fernandez, Rocky R.	23	* Foulkes, Mary	157
* Dey, Anthony	52	* Drury, Spencer	58	El-Miqdadi, Eayad	183	* Ferrari, Anthony	81	Foux, Melissa L.-A.	190
* Deys, Caroline M.	33	Duckenfield, James J.	153	El-Shayaly, Jamaluddin	94	Ferron, Kimberley	156	Fowler, Keith G.W.	93
* Dhaliwal, Sukhbir S.	99	Ducker, John F.C.	48	Elston, Christopher J.	111	Ferron, Lorraine	159	Fox, Bridget C.	104
* Dhaliwal, Surjit S.	99	Ducker, Judith E.	48	Elvin, Gerald	145	Ferron, Rachelle	159	* Fox, Christine S.	87
Dhalla, Akil T.	83	Duffey, Barrie C.	171	Emerson, Merlene S.C.T.	151	Ferron, Stephanie	158	Fox, Jeremy M.	120
* Dhami, Tejinder S.	46	Duffin, William A.	21	* Emmett, Susan A.	47	Ferry, Isaac J.	111	* Fox, Ralph	21
Dharamsi, Abdulla J.	190	Dul, Peter J.	152	Emmett, Royston F.	145	* Ferry, Keith F.	83	* Foxsmith, Greg L.	105
* Dharmarajah, Manoharan	83	Dumont, John M.	110	Emmett, Simon E.G.	59	Fessehazion, Melake	54	Foy, George	49
* Dheer, Ranjit L.	46	* Duncan, Janet S.M.	93	Empson, Martin R.	170	Feszczur, Henryk P.	8	Frampton, David F.	159
* Dhillon, Ajmer S.	100	* Duncombe, Kirsty M.	17	Endicott, Neil D.	17	Fevrier, Reuben	52	Francis, Claire J.	28
* Dhillon, Gopal S.	99	Dunford, John W.	15	* Engert, Gail P.D.	76	Fevrier, Tracey P.	122	* Francis, Daniel	15
* Dhillon, Gurraj S.	23	Dunkley, George E.	146	England, Julian P.	110	Fewkes, Gordon J.H.	93	Francis, Julian	141
Dhillon, Kabal S.	177	Dunkley, Irene V.	147	* Eniola, Francis	24	Fewkes, Victoria	158	* Francis, Marc	169
* Dhillon, Poonam	98	* Dunlop, Christopher P.	164	Ennis, Jane S.	33	* Fewtrell, June	122	Francis, Susan M.	88
Dhillon, Salvinder S.	49	* Dunlop, Fiona	105	Enright, Michael	110	* Ffske, Caroline R.	71	Franks, Patricia	115
* Dhillon, Santokh S.	93	* Dunn, Anthony	22	Epstein, Mark A.	145	Fiegenbaum, Hanna	128	Franks, Sarah J.	110
* Dhindsa, Kamaljit S.	49	* Dunn, Antonia F.P.	183	Erdei, Andrea	111	* Fieran-Reed, Emily B.	106	* Fraser, David	116
Dhiri, Manohar L.	98	Dunn, Margot J.	105	Erdogmus, Sharon E.	123	Fierstone, Michael	81	Fraser, James A.	159
Dhiri, Meenu	99	Dunn, Mark R.H.	145	Erdogmus, Ibrahim	64	* Filbey, George A.	42	* Fraser, Jill E.	34
Diamond, Andrew S.	145	* Dunn, Michelle C.	148	Ernst, Friedrich P.	77	Filtness, Leonard S.	145	Fraser, Julia	86
Diamond, Anne D.	81	Dunn, Miranda J.	9	Espey, Paul W.	93	Findell, Lee J.	40	Frater, Patricia F.A.	87
Diamond, Darren S.	82	Dunphy, Peter G.	188	Estermann, Daniel	8	Findlay, Rebecca	122	Frawley, Moya M.E.	172
Diamond, Sebastian J.	49	* Dunwell, Robert P.	23	Esteves, Josefina	157	Finer, Margaret A.	35	* Frazer, Priscilla	112
Dias, Alfredo F.	88	Durant, David W.	87	Etche, Sheena J.	104	Findleson, Jaqueline A.	86	Fredericks, Paul J.	172
Dias-Broughton, John W.	4	Durdle, Clive S.G.	148	Etessami, Pantea	48	Finlay, Heather	170	Freedman, Maxwell O.	115
Dick, Alastair W.	188	Durham, Anthony C.H.	60	Etienne, Jan	23	Finlayson, Lesley A.	177	Freedman, Robert S.	22
Dickenson, Ashley K.	163	* During, Christina A.L.	54	Etoe, Owen M.	112	Finlayson, Nial	177	Freeman, Carolyn R.	127
* Dickenson, Gillian W.	70	Dustagheer, Adam	9	Evangelou, Phodis C.	77	Finlayson, Peter J.	8	Freeman, Julian P.	165
Dickinson, Robert F.	169	Duven, Bilgin	42	Evans, Alexander C.	70	Finlayson, Roderick	140	Freeman, Nicola A.	165
Dickson, Ian A.	59	Dwyer, Felicity J.	183	Evans, Charles R.	123	* Finn, Anthony H.	10	* Freeman, Robert J.	110
* Dickson, James	121	Dyall, Keith F.	8	Evans, Florence M.	42	* Finn, Stewart P.A.	183	* Freeman, Roger J.	35
Diffey, William T.	83	Dymond, Philip P.	22	Evans, Gareth B.	188	Finni, Andrew	52	Freeman, Shiela	123
Dighe, Sanjay J.	82	Dysart, Iain	135	* Evans, Gareth J.	151	Firat, Fero	65	* Freeman, William	59
Dignan, Robert	21	Eade, Martyn B.	8	Evans, Gaynor	129	Fisher, Andrew J.	123	* Freer, Michael W.	9
Diji, Earnest K.	159	Eade, Reginald L.	140	Evans, Geraldine E.M.	121	* Fisher, Bradley M.	100	Freeson, Reginald	23
* Dimoldenberg, Paul H.	189	* Eady, Malcolm J.	151	Evans, Guy M.C.	184	* Fisher, Michael D.	41	Freisberg, Carsten P.J.	70
Dingle, Alan	130	Eagles, Patience	87	* Evans, Jacqueline A.	17	* Fisher, Pamela E.	100	French, Gavin N.	116
Dinsmore, Christine	128	Eagling, Brian E.	86	* Evans, Jeremy R.	86	* Fisher, Paul A.	100	* French, Ronald H.	15
Diwan, Mohammad S.	179	Eagling, Irene L.	87	Evans, Kevin	142	* Fisher, Shirley L.	100	Freshwater, Roy A.	54
Dixon, Emma L.	105	* Eagling, Russell	33	Evans, Laurence F.	46	Fisher, Thomas H.	47	* Friary, John J.	156
Dixon, Ian E.	41	Earl, Douglas	65	Evans, Linda	65	Fishman, Raoul	65	Friend, Peter	64
Dixon, John	64	Earl, John Y.J.	152	Evans, Natalie J.	75	Fison, Elizabeth J.	164	Frogley, Raymond J.L.	82
Dixon, Julie A.	60	Early, Lucy	59	* Evans, Nicholas R.H.	190	Fitchett, Keith E.	122	Fromings, Colin P.	60
Dixon, Samantha A.	105	East, Harry D.	4	* Evans, Olwen M.	8	* Fitze, Roy D.	40	Frost, Albert J.	59
* Dixon-Fyle, Dora	156	East, Lucy C.	3	Evans, Paul D.	188	Fitzgerald, Amanda	116	Frost, Alison A.R.	64
* Dobbie, Alan R.	76	* Eastaugh, John W.	17	* Evans, Robert J.	27	* Fitzgerald, Marion J.	177	Frost, Jeannette	34
* Dods, Jane	152	Easton, Anthony H.	87	Evans, Stephen M.	8	Fitzgerald, Michael A.	134	* Frost, Lindsay P.	39
* Dods, Ray	75	Easton, Kathleen A.	130	* Evans-Jacas, Betty L.	120	Fitzgerald, Rita	122	Frost, Timothy	34
Dodkin, David A.	66	* Eaton, Stephanie J.	169	Eveleigh, David M.	140	* Fitzpatrick, Daniel J.	121	Fruzza, Francesco R.A.	46
* Dodswoth, Gavin P.A.	120	Ebrahimbkhan, Marie L.	145	Everest, Leslie M.	145	Fitzpatrick, John-Anthony	16	Fryer, Jonathan H.	34
* Doe, Dennis F.	117	* Ece, Meral H.	106	Everitt, Richard J.	16	Fitzsimmons, Janet A.	10	* Fulbrook, Julian G.H.	34
* Dogus, Dilek	75	Eckersley, Lillian R.	71	Evers, John K.	165	* Fitzsimmons, Peggy	129	Fuller, Gwendoline R.	164
Dolan, Michael	185	* Eckersley, Tobias W.H.	159	Evetts, Benjamin	183	Fitzsimmons, Sean E.	39	* Fuller, Helen S.	17
Dollimore, Peter J.	93	* Eckhardt, Rupert H.B.	171	Ewen-Smith, Kay L.	64	Flack, James I.	28	* Fuller, John	15
Dollimore, Richard A.	33	Edelman, Jeffery	148	* Eyre, Linda A.	148	Flanagan, Eileen A.	183	Fuller, Peter	66
* Dombey, Ruth C.	164	* Eden, Edward G.J.	87	Eyre-Brook, Robert W.	116	* Fleming, Pamela A.	152	Fulton, James A.	159
* Donaldson, Ian M.	112	Eden, Richard J.	35	Ezro, Joyce	81	Flemming, Alisa A.	42	Furey, Christopher G.	164
Donaldson, Lynn D.	139	Edes, Ruth	86	Fage, Jacqueline A.	104	Fletcher, Benedict	134	* Furness, Clive W.	139
* Doncaster, Claire L.	3	Edgar, David J.	170	* Fahy, John	60	Fletcher, Carl E.	99	Furse, Edward N.	136
* Doncaster, Ronald W.	4	* Edge, Corinna M.	134	* Fairbrass, Charles J.	4	* Fletcher, Julia E.	128	Furze, David C.	128
* Doncaster, Sandra A.	4	* Edge, David C.	134	Fairclough, Anthony J.	134	Fletcher, Michael J.G.	171	Fynaut, John L.	77
Donnell, Peter	157	Edge, Gordon	63	* Fairhead, Thomas E.	111	* Fletcher, Nigel M.	58	Gable, Sonia K.E.	145
Donnelly, Juliet E.	78	* Edge, Jeremy O.C.	112	* Fairley-Churchill, John W.	145	Fletcher, Nigel M.A.	24	* Gadd, Mark R.	87
Donoghue, Michael J.	63	* Edge, Laura R.	77	Faiz, Mahmood H.	178	Fletcher, Peter	82	Gadd, Ronald F.	88
* Donovan, Belinda C.	70	* Edgerton, David	129	Fajana-Thomas, Susan	63	Fletcher, Winston	188	Gale, Jill J.	77
* Donovan, Charles G.	70	Edwards, Warren H.W.	189	Falconer, Andrew G.	134	* Flight, Christabel D.B.	190	* Gallagher, John S.	48
* Donovan, Dennis A.	65	* Edwards, Barry L.T.	105	Falkner, Kishwer	71	* Flint, Kathleen J.	3	Gallagher, Terence E.	64
* Doolan, Gary P.	106	Edwards, Barry V.	152	Falkner, Robert	70	* Flood, Christopher	130	Gallagher, Troy M.	104
Doolan, John S.	33	* Edwards, David M.	116	* Fallart, Peter D.	54	Florence, Lydia A.	104	Gallant, Jeffrey C.	82
Dore, Martin J.	177	Edwards, Douglas C.C.	98	Falshaw, Margaret E.	171	Florentin, John S.	110	Gallie, Simon D.I.	59
Dore, Sheila M.T.	177	Edwards, Eileen	29	* Fani, Mohammed A.R.	3	* Floru, Jean-Paul T.	189	* Galpin, Georgina V.	87
Dosunmu, Gladstone	135	Edwards, Ian D.	41	Farah, Harbi E.	21	Flower, Lydia E.	21	Galvin, Kelly J.	27
Dout, Marcia	177	Edwards, John A.	189	Farah, Mohamed A.	139	Flower, Peter J.	116	Gambell, Derek	127
Dougans, Robert J.	59	Edwards, Lyndon	163	* Farebrother, John F.	183	Fluss, James G.	8	Ganesanayakam, Thambiah	53
Dougherty, Brian D.	163	Edwards, Richard	76	Farley, David K.G.	121	Flynn, James H.	60	* Gangadharan, Omanakutty	142
Doughty, Laura T.	40	Edwards, Ryan	3	Farmer, Jean E.M.	77	Foley, Michael P.	11	Gani, Abdul Q.	139
Doughty, Trevor U.C.	52	Edwards, Sarah J.	49	Farmer, Jean I.	177	Foley, Thomas W.	28	Gannon, Eve	104
Douglas, David	75	Edwards, Stuart R.	106	Farmer, Neville M.	189	* Fookes, Peter T.	29	* Garcia de La Huerta, Maria	39
Douglas, James P.	16	Egan, Damien J.	153	Farooki, Preeti	159	Fooks, Rosemary A.	127	Gardiner, Judith A.	30
Douglas, Jason P.	145	* Egan, Patrick A.	78	Farquhar, Steven A.	66	* Forbes, Elizabeth A.	183	Gardiner, Thomas K.	33
Douglas, Mark	63	Egan, Pauline	82	* Farrell, Mary E.T.	24	Forbes, Jayne E.	75	Gardner, David L.	59
Douglas, Olive	47	Egeh, Kenzi O.	145	Farrar, Andrew C.	9	Forbes, Jayne E.	156	* Gardner, Janet E.	92
Douglass, Barbara	35	Eginton, Anthony C.T.	93	* FARRIER, Claire	8	* Forbes, Karin E.	135	* Gardner, Joanna M.	110
Downes, Francis	23	Eglin, Gregor J.	148	Farrow, Alison	157	Ford, Elizabeth M.	112	* Gardner, Kevin A.	188
* Downes, Hilary M.N.	128	Eglington, Christopher	135	Faulder, John S.	110	* Ford, Gillian	86	* Gardner, Peter C.	87
Downes, Timothy W.	147	Ehmann, Alexander C.	158	* Faulds, Terence J.	59	Ford, James M.	59	Gardner, Reginald	141
Downham, Heather C.	33	Ejaz, Azfar	146	Faulkner, Patricia A.	78	* Ford, Norman G.	53	* Garfield, Judith A.N.	140
* Downing, Alan	17	Eke, Kyrian C.	52	Fawkes, Irene	64	* Ford, Rachel	70	* Garg, Sidharth	94

Garlake, Ragna M.	151	Gobiratnam, Gopal D.	82	Green, Sylvia D.	129	* Hall, Simon A.	40	* Hasan, Ahmet	53
Garner, Charles, H.	22	* Goddard, Derek St.L.	53	Greene, Dermot R.	33	* Hall, Susan M.	82	Hasan, Farima	8
Garner, Kathleen	41	* Godfrey, Timothy	41	* Greene, Michael J.	34	Hall, Susan	15	* Hasselden, Nigel C.	120
Garrard, Michael A.H.	128	Goding, Simon F.W.	17	* Greenhalgh, Stephen J.	71	Hallett, Jan M.	104	* Hashmi, Sami U.	22
Garrett, Ann C.	27	Golberg, Bernice C.	39	* Greenhead, Phyllis M.	47	* Hallmark, John D.	184	Hashmi, Zubaida N.	140
Garrett, Anne E.	178	Gold, David S.	129	Greenhill, Peter	10	Halsey, Andrew	33	Haskings, James S.J.	77
Garrett, Emily S.	179	Goldberg, Joseph D.	46	* Greening, Richard W.	105	Hambidge, Annie E.	152	* Hassan, Munira S.	153
Garrow, Gillian	151	Goldman, Monty	65	* Greenland, Duncan T.	35	Hameed, Saima	98	Hassan, Khadija	139
Garside, Mair E.	190	* Golds, Peter	169	Greenshields, John	106	Hamid, Abdus S.	188	Hassan, Mehdi	171
Garside, Owain R.	190	Goldstein, Margaret	71	* Greenspan, Eva	9	Hamilton, Alastair	120	* Hastings, David L.	27
Garten, Patrik	23	Gomez, Gloria	120	Greenwood, Christopher D.	106	Hamilton, Berlyne	139	Hatfull, Ross J.	148
Gascoigne, Brian	34	Goni, Mohammed A.	172	Greenwood, Margaret M.	164	* Hamilton, Stephen J.	71	Hathaway, Jonathan	106
* Gasser, Judith M.H.	183	Gooch, Paul M.	49	* Gregory, Kevin	87	* Hamitouch, Mouna	104	Hatherall, Dietlinde G.	48
* Gaster, Christopher R.	28	Good, Jeremy A.	110	* Grell, Miranda A.J.	178	Hamlyn, Susan D.	147	Hatton, Peter H.S.	179
Gaster, Hilary E-A.	29	Goodall, John R.	71	Greder, Iris R.J.	116	Hammond, Aileen	35	Hauzaree, Jagdeo	79
Gate, Ann	81	Goodey, Stuart A.	122	Greder, Peter J.W.	116	Hammond, Andrew J.	46	* Havery, Andrew J.	188
* Gate, Brian E.	83	Googder, Daniel	115	Greville, Anthony D.	59	Hammond, Stephen C.	60	* Hawkins, Clair	171
* Gatland, Maria R.	40	Goodlad, Elizabeth G.	27	* Grewal, Ajmer	100	Hampartsoumian, Paul W.	153	Hawkins, Julian	129
Gatward, Josephine P.M.	176	Goodlad, Magnus J.	122	* Grewal, Darshan S.	99	* Hampson, Gwyneth A.	189	Hawkins, Linda	129
Gauge, Geoffrey V.	42	Goodman, Alexander D.E.	34	* Grewal, Pritam S.	99	Hancock, Matthew J.D.	110	Hawksbee, Charles J.	87
Gauge, Susan B.	41	Goodman, Michael	136	Grey, Alison M.S.	3	Hancocks, Benjamin E.	172	* Hawthorn, Linda R.	88
Gaur, Gian C.	100	Goodman, Michael R.	9	Grey, Thomas J.P.	4	Hand, Marc	86	Hayat, Ghazala N.	116
Gavan, Kieron M.	48	Goodship, Dennis G.	116	Greystoke, Aurelia D.J.	169	Handley, Carl	128	Hayball, John D.	115
Gaventa, Jonathan	159	Goodship, Susan M.	117	* Griesenbeck, Sven	129	* Hanham, Iain W.F.	110	Haydar, Mohammed S.	172
* Gawn, David M.	82	* Goody, Peter R.	148	Grieve, Kate M.	172	* Hanham, Joan B.	111	Hayes, David J.	122
Gay, Bryan P.	28	Goonetilleke, Rae F.E.	41	* Griffin, David A.	141	Hanna, Albere	120	Hayes, Gary D.	28
Gayford, Rita M.	75	Gordon, Alexander G.	104	* Griffin, Edward R.	146	Hanna, Elizabeth J.	34	Hayes, Josephine M.	190
Gear, Sally	184	* Gordon, Brian C.	9	Griffin, Patrick J.	188	Hanna, Jeffrey P.	115	Hayes, Kenneth J.	87
Gearson, Vanessa R.	8	Gordon, Jacob B.	27	* Griffin, Sheila B.	116	Hansen, Hans F.	129	* Hayes, Michael R.	59
Gee, Michael R.	11	Gordon, Jenepher	77	* Griffith, Eddie	77	* Hanson, Catherine D.	66	* Hayes, Nicholas D.	146
Gee, Stephen M.	47	Gordon, Kate	35	Griffith, Helen S.	178	* Hanson, Marc C.	134	Hayes, Noel A.P.	177
* Geiringer, Peter H.	163	Gordon, Timothy A.	106	Griffiths, Alan	139	Hanson, Owen J.	165	Hayles, Arthur L.	58
Gemenne, Francois	66	Gordon, Yoel	49	Griffiths, John D.M.	169	Hanuman, Lalu	159	Hayles, Christopher I.	104
Gent, Anthea H.	58	* Gordon-Bullock, Stuart O.	165	Griffiths, Leonard J.	151	Haq, Mubin	138	Hayles, Dawn V.	151
Gentry, Bernard A.R.	120	Gordon-Clark, Simon M.	170	Griffiths, Owen T.	29	Haque, Enamul	170	Hayles, June M.	134
Gentry, Helen M.	121	* Gore, Sarah L.	71	Griffiths, Robert C.	17	Haque, Fazlul	142	Haynes, Daniel M.	116
Gentry, Paul G.	58	* Gorrie, Robert J.A.	76	Grimble, Julie P.	58	Haque, Mohammed F.	169	* Hayward, Elaine F.	54
George, Gillian H.	63	Gorton, David J.	17	Grimsditch, Adrienne	156	* Haque, Shafiqul	171	Hayward, Martin	170
* George, Ian D.	115	Gosling, Colette M.	178	* Grimston, Malcolm C.	185	* Harcourt, Wesley S.	70	Hayward, Robert A.	156
George, Jill S.	40	Gosling, Kathleen T.	176	Grimham, James A.	77	Harding, Andrew R.	136	* Hayward, Robert G.	54
* George, Samantha L.	136	Gosling, Yvonne	40	Groing, Mary J.	8	Harding, Michael J.	65	Hayward, Sharon	104
George, Wayne	117	Gosnell, Mary P.	52	Grootendorst, Rita M.	16	Harding, Paul R.	29	Hazzell, Tony L.	29
* Georgiou, Achilleas	52	Gotst, Geoffrey C.	27	Grossman, Helena J.	93	Harding, Veronica A.	48	* Head, Clare O.	152
Georgiou, Philip M.	121	Gottsche, Sheila	9	Grossman, Stanley I.	34	* Hardy, Jonathan A.	100	Head, Emily J.E.	58
Gerrard, Ian J.	59	Gough, Alan R.	177	Grover, Rohit R.	35	Hardy, Sam N.	145	Head, Katharine M.	29
* Getgoob, John M.	29	Goulbourne, Hugh I.	65	Groves, Ann T.	83	Hardy, Susan	60	Head, Michael R.	115
Gettelson, Marion	92	Gould, Vanessa A.	127	Groves, Margaret	135	Hardy-McBride, Julie	41	* Headley, Denise A.	52
Gettelson, Mark C.	92	* Gover, John M.	179	* Groves, Maurice H.	135	* Hare, Walter R.	76	Headon, Thomas J.A.	58
Gettelson, Michael J.	93	* Govindia, Ravindra P.	184	Groves, Philip W.	170	Haregot, Mulat T.	71	Healy, Joseph	121
Ghei, Roshan L.	92	Gower, Guy A.	88	Gruber, Zev	77	Hargrave, Simon E.	40	Healy, Joseph	156
Ghero, Stephen	42	Gower, Henry B.L.	152	Guest, Nicholas B.	8	Hargrave, Valerie B.	42	Healy, Michael J.	93
* Gibb, Ian	46	Gower, Jean E.	87	* Gugen, Lucy F.	71	Hargreaves, Carl	8	Healy, Patricia	110
Gibbens, Susan	28	Gower, Susan J.	88	Guha, Shantanu	77	Hargreaves, Gerard N.	110	Heap, Peter W.	190
Gibbon, Nicolas C.	122	Gowers, Emma C.	104	Guichard, Stephen J.	153	* Hargrove, Barrie J.	158	Heap, Trevor J.T.	115
* Gibbons, Andrew	183	Grabber, Ingeborg	9	Guite, Alexander D.J.	185	Harif, Nazir A.	141	Hearn, Simon A.	145
Gibbons, Douglas B.L.	115	Grabowski, Fiona M.	47	Gulaid, Abdullah A.	49	Harlow, Sally A.	136	Hearn, Thomas S.	98
Gibbs, Joan E.	183	Graca, Fernando A.M.	158	Gulaid, Ismail B.	29	* Harmer, Matthew J.	98	* Heaster, Maurice A.S.	185
Gibbs, Nicholas P.	94	Gracia, Hugh M.	34	Gunn, Jeffrey A.	134	* Harmsworth, Paul K.	76	Heath, David R.	76
* Gibson, Andrew	121	Gracie, Robert T.	88	Gunn, Sheila M.	33	Harnett, Joan P.	71	Heath, James H.	183
Gibson, Carl M.S.	120	Gradosielska, Alexandra D.	141	Gunn, Stuart	92	Harney, Austin	8	Heath, Priti	169
Gibson, Elizabeth M.	122	Gradosielska, Danuta A.	142	Gunstock, Ashley	148	* Harper, Andrew C.	9	Heather, Gary F.J.	106
Gibson, Michael A.	27	Graham, Alan S.	92	Gunstock, Louise E.	148	* Harper-O'Neill, Shirley A.	94	* Heather, Julian P.	123
Giddings, Lynda	190	* Graham, Angela	183	Gunter, Tirenna H.	41	* Harper-Penman, Carli	169	Heathwood, Penelope	53
* Giess, Roger J.	122	* Graham, Aubyn	158	Guntrip, Harvey J.	28	Harrington, Richard	87	Heawood, Jonathan	111
* Giladi, Vivien M.	53	Graham, Christopher A.S.	106	* Gupta, Jagdish C.	48	Harriott, Albert A.	22	Hedges, Adrian J.	140
* Gilbert, John	105	Graham, George W.	33	* Gupta, Pawan	21	Harris, Aeronwy	76	Hedges, Charles W.	35
* Gilbert, Peter	75	Graham, George W.	121	Gupta, Vineet	88	* Harris, Anthony	42	Heeneman, Michael J.A.L.	105
* Gilbert, Rebekah M.J.	29	Graham, James P.D.	9	* Gurling, James C.	158	* Harris, Barbara E.A.	99	Hegarty, Martin	54
Gildea, Stela E.	123	* Graham, Vanessa C.L.C.	183	Gurney, Christabel B.	111	* Harris, Catherine E.	76	Hegazy, Alex	8
Giles, Alan S.	183	* Grahame, Barbara J.	188	Gustave, David T.	157	Harris, Charles H.	33	Held, Leo C.E.	41
Gilgunn, Michael P.	105	Grainger, Benjamin J.	42	Guthrie, Janet M.	34	* Harris, Christopher G.S.	8	Hellings, John	159
Gilhooley, Simon	136	* Grainger, Julian P.G.	27	Guttmann, David H.	8	* Harris, Eileen	48	* Hemmett, Donald G.	4
Gill, Charan J.	15	Grainger, Richard	128	Guttman, Catherine E.	172	Harris, Hedda M.	145	Hemming-Clark, John S.C.D.	27
Gill, Mark A.	27	Grajnert, Norah M.	47	Guy, Gillian M.D.	190	Harris, Ian J.	71	Hemsted, Andrew P.J.	178
* Gill, Mohinder S.	99	* Grant, Alexander H.W.	58	Cyawu-Kyem, Sonia A.	46	Harris, Joseph G.	48	Hemsted, Jemma	177
* Gill, Nirmal S.S.	4	Grant, David D.	76	* Gyechie, Godfried	127	Harris, Marjorie A.	9	Hemsted, Roger	78
Gill, Sarbjit S.	98	Grant, David I.	59	Gyimah, Samuel P.	35	Harris, Matthew F.	10	Henderson, Elizabeth E.	176
* Gill, Shivcharn S.	99	Grant, Jennifer M.	76	Hack, Stephen R.	123	* Harris, Megan	142	Henderson, Sarah J.	185
* Gill, Sukhinder S.	4	Grant, John W.H.	152	Hacker, Geoffrey	173	Harris, Rayer	86	Hendren, Philip W.	59
Gillespie, Bernard E.	17	Grant, Malcolm H.	112	* Hai, Abdul	35	* Harris, Robert W.	76	Hennessy, Amyn	141
Gillespie, Kevin	157	* Grantham, David A.	86	Haigh, David	122	Harris, Stephen	40	Henry, Christine M.	112
* Gillespie, Richard M.	15	* Grauberg, Janet C.	35	Haigh, Timothy J.	100	Harris, Suzanna C.	71	Henry, Michael M.	111
Gilligan, Kevin A.	152	* Graves, Arthur T.	33	Haines, Gerald L.	86	Harris, Timothy C.	77	* Hensley, John K.E.	93
* Gillman, Janet M.	58	Graves, Lucia M.	71	Haines, Julie A.	116	Harris, Trevor P.	35	* Henson, Graham D.	83
Gimson, Sally L.	34	Gray, Anne M.	77	Halabi, Halil M.	179	* Harris, Victoria C.	117	Herbert, Luke	122
Gipson, Raymond G.	169	* Gray, Faye	122	Halabi, Ilkay	178	Harrison, Patricia A.	21	Herd, Helen J.	136
Gladbaum, Helga	23	Gray, Frances M.	158	Halden, Jean M.	159	Harrison, Paul M.	164	Herford, George O.	112
* Gladstone, Adam S.	179	* Gray, Jenny C.	178	Halden, Ronald	159	Harris, Clive B.	82	Heron, Marlene S.	164
Glaister, Brian	40	Gray, Mark R.	189	Halder, Dharendra N.	73	Harrod, Richard	81	Herridge, Laura K.	163
* Glasville, Philip M.	64	Gray, Paul S.	65	* Hale, Lynne C.	61	Harrop, Andy	122	* Herrington, Peter V.	176
Glasgow, Claire E.	136	Gray, Percy	158	* Hales, Terry	40	Hart, David	128	* Hestlop, Alexander K.	169
Glass, Norman J.	41	Gray, Simon J.	94	* Haley, Brian A.	76	* Hart, Helena D.	9	Hester, Simon J.	76
* Glasspool, David M.P.	115	Grba, Dusko	82	Hall, Adrian C.R.	104	* Hart, Ian P.	184	Heule, Cornelis H.S.	99
* Gleeson, Lynette R.M.	164	Green, Christine A.	184	* Hall, Alan D.	107	* Hart, John R.	157	Hewson, David W.	127
Glencross, Diana B.	115	Green, Debra	9	Hall, Andrew J.	171	Hart, Maryla J.M.	87	Heydon, Rachel A.	98
Glencross, Eleanor	116	Green, Debra J.	35	Hall, Ben	54	Hart, Richard E.	29	* Heywood, Rachel M.	121
Glencross, Philippa L.E.	116	Green, Glyn	63	Hall, Brian J.	54	* Hartfield, Joan M.	165	* Hibbs, Genevieve M.	100
Glencross, Roger E.	116	* Green, Ian R.	46	* Hall, Colin J.	165	Hartigan, Stephen J.	59	Hickey, Morris	147
Glenn, Julia A.E.	75	Green, Jeremy	76	Hall, David J.	15	Hartwell, Herbert R.R.	189	Hickman, Bruno	54
Glennenster, Ann D.	98	Green, John D.M.	128	* Hall, Jonas	52	Hartwell, Peter J.	71	Hickman, George J.C.	110
* Glithero, Bruce I.N.	165	Green, Lawrence R.	115	Hall, Louise M.	83	* Harvey, Angela A.	190	Hicks, Christine M.	164
* Glover, Eileen	58	Green, Mary C.	59	Hall, Martin A.	116	Harvey, Becky M.	48	Hicks, Jeremy G.	128
Glover, Julie A.	158	Green, Matthew G.	183	Hall, Martin V.	171	Harvey, Catherine	122	Hickson, Peter H.	164
* Glover, Mark H.	159	* Green, Mitzi J.	82	Hall, Maureen F.K.	15	Harvey, Daniel J.	41	* Higgins, Henry G.	93
Glusica, Biljana	59	* Green, Simon	146	Hall, Michael J.	27	Harvey-Kirkwood Ann	77	* Highfield, Shameem K.A.	176

Hill, Edward J.F.	59	Horowitz, Joseph	65	Hussain, Syed A.	169	* James, Simon A.	115	* Jones, Howard M.	116
Hill, Jane	121	Horowitz, Susan	66	Hussain, Syeda N.N.	169	James, Stephen	16	Jones, Jennifer F.	58
Hill, Jennifer	183	Horsler, Dorothy H.	185	Hutchens, Gloria J.	41	James, Terry	116	* Jones, Jenny	159
Hill, Katie	117	Horton, Rima E.	112	Hutchens, Melanie J.	42	James, Tim R.	179	Jones, Joseph E.	52
Hill, Nicholas	127	Horvat-Marcovic, Simon E.	34	Hutchines, Leslie P.	147	Jameson, Lee C.	110	Jones, Kevin P.	88
Hill, Paul W.	46	Horwell, Kenneth J.	98	Hutchings, Brian L.	41	Jameson, Violet	111	* Jones, Lesley A.	24
Hill, Philippa J.	184	Hoskin, Michael J.	59	Hutchings, Jane R.	105	Jamieson, Florence M.	16	Jones, Leslie I.	116
Hill, Robert M.	122	Hosking, Hilary C.	165	Hutchinson, David J.	117	* Jamieson-Ball, Rhodri I.	106	Jones, Madeline	52
Hill, Shai L.	110	* Hoskins, Richard H.	145	Hutchinson, Maureen L.	117	* Jamu, Inder S.	4	Jones, Marc H.	177
* Hillan, Lynne	8	Hoskins, Tansy E.	169	* Hutchison, Gillian	98	* Jandu, Jarnail S.	47	* Jones, Maureen	141
Hilldrup, Raymond W.	164	Hoskyns, Katharine	188	Hutchison, Peter J.	47	Jangra, Arti	99	Jones, Nicholas W.	146
Hilley, Clare V.	42	* Hossack, Rebecca A.	33	* Hutton, Anne C.	11	Jaques, Michael R.	15	Jones, Peter R.	76
* Hillier, Jennifer M.	28	Hossain, Iqbal	170	Hutton, Graham	165	Jaques, Patrick D.	165	Jones, Peter W.	106
Hillman, Julian D.	71	Hotti, Massa S.	47	Huxley, Corinna F.	17	Jaques, Stephen K.	86	* Jones, Philip M.	135
Hillman, Peter V.	77	Houghton, Christopher J.	134	Huxted, Nigel P.	171	* Jardine-Brown, Helen	159	Jones, Philip	112
* Hills, Albert J.	58	* Houghton, Daniel F.	130	* Hyams, Louise R.	190	* Jarjusey, Phodav B.S.	92	Jones, Sarah A.	40
Hills, Clive A.	152	Houghton, John P.	29	Hyatt, Dee	165	Jarman, David	163	Jones, Simon R.	179
* Hills, Peter R.	98	* Houghton, Shirley A.	171	Hyde, Richard	115	Jarnecki, Wanda	66	Jones, Steven	120
Hilton, Allan	65	Houghton, Stuart	34	* Hyland, Denise	60	Jarvis, Elizabeth A.	10	* Jones, Susan E.	151
Hilton, Richard A.	135	Houllihan, John P.	134	Hyslop, Richard J.	122	Jarvis, Frederick F.	10	Jones, Susan E.	159
Hinchcliffe, Justin D.	77	House, Denethor R.	177	* Ibitson, Amy	127	* Jarvis, Jamie K.	4	Jones, Terence J.	4
Hinchcliffe, Susan A.	77	House, Gary	145	* Icoz, Gulay	6	Jassal, Sagli R.	49	Jones, Timothy L.	111
Hindocho, Bhavesh	65	House, Rosemary	105	* Idaikikadar, Thayapara	83	Jassar, Sham S.	99	Jordan, Daphne K.	3
Hindocho, Navnit R.	139	* Houston, Ross S.	11	Ifediora, Nnamdi	142	* Javed, Muhammed	147	* Jordan, Donald M.	115
Hinds, Geoffrey D.	147	Howard, Andrew P.	111	* Iggulden, Robert E.G.	70	Javes, Howard T.C.	8	Jordan, Maureen	82
* Hipwell, Michael D.	123	Howard, Anne	41	Ijaola, Olugbeminiyi	184	* Jawaid, Sajid	59	* Joseph, Bertha J.	22
Hira, Nuruzzaman	35	* Howard, Catherine	151	Ilett, Patricia J.	146	Jayasundera, Niranjan	117	Joshi, Bindu	184
* Hirani, Chunilal K.	21	Howard, Jonathan G.	77	Ilo, Gogo-Rose	158	* Jayatilaka, Geethika K.	35	Joshi, Kumud	145
Hirsch, Della R.	77	Howard-Jones, Tomas	42	Iloba, John U.	21	Zaerli, Ali	21	Joshi, Om K.	147
Hirsch, Robin D.	170	Howe, Alan E.	146	Imam, Hasan A.	99	Jeal, David M.	53	Josling, Paul D.	105
* Hitchcock, Christine S.	116	* Howell, Eric	163	Ince, David M.	122	Jeanes, Mary-Jane	136	* Jovic, Mladen	176
Hitchin, Michael P.	87	Howell, Marion	93	Ince, John R.	28	Jeanmaire, Pierre	10	Jovicic, Pamela A.	176
Hitchings, Stephen	106	Howie, Patricia A.	176	Incenzo, Dolores C.	9	Jeayes, Ruth M.	129	Jowit, Robin A.	152
* Hoar, Simon J.	42	* Howlett, Elizabeth	185	Indrakumar, Ratnarajeswari	142	Jefferson, Ann	59	Joyce, Dianne M.T.	16
* Hoban, Wayne	75	* Howlison, John A.	98	Inger, Mark A.	135	Jeffery, Christopher J.	185	Joyce, Ian J.	87
Hobbins, Kathleen J.	190	* Hubbard, Carole M.	30	Ingham, Nicholas J.	129	* Jeffery, Coral A.	88	* Judge, Andrew J.	134
* Hobbins, Peter J.	29	* Hubber, David C.	159	Ingham, Paul W.E.	170	Jeffery, David R.	151	Judge, Clifford R.	17
Hochhauser, Chaim	64	* Hudson, Brendan	164	Ingleby, Mark W.	128	Jeffery, Paul	82	Jukes, Angela O.	57
Hockey, Hannah J.	106	Hudson, Daniel R.	130	Ingram, Paul M.	64	Jefford, Michael	64	* Jukes, Eric C.	54
Hoda, Mohammad A-U.	23	* Hudson, Lester T.	142	Ingram, Philip J.	152	Jefkins, Heather J.	40	Justham, Bernard C.	15
* Hodges, Celia J.	152	* Hudson, Richard J.	115	Intikhab, Mohammed	146	Jefkins, John M.	41	Justice, Mark	41
* Hodgins, Paul C.	151	Hudson, Susan F.	117	Iqbal, Ahmed	139	Jelinek, Alana	169	Justice, Mary B.	3
Hodgkinson-Barrett, Grace C.	34	Huggett, Brian	147	Iqbal, Mazhar	179	Jenkins, Ben	156	Justice, Terence J.	3
Hodgkinson-Barrett, Matthew J.	35	* Huggett, Linda A.	147	Iredale, John E.R.D.	35	Jenkins, Charles R.	135	Kabia, Amadu	158
Hodgson, Gordon	66	Huggins, Alexandra S.	110	Irtwange, Rose	139	* Jenkins, Gordon W.	27	Kabir, Humayun	171
Hodgson, Ron R.	88	Hughes, Alexander P.	75	Irvine, Alastair C.	136	* Jenkins, Kevin J.	140	Kabir, Nishat	169
Hoffman, Marian B.	184	Hughes, Andrea	129	Ishola-Jimoh, Mustapha	22	Jenkins, Martin F.	59	Kabir, Sandra	23
Hofford, Peter J.	17	Hughes, David J.	190	Ishtiaq, Mohammad	147	Jenkins, Roy S.	121	Kad, Parmod K.	98
Hogan, Mary B.	76	Hughes, David L.	54	* Islam, Farrukh J.	147	Jenkins, Ruth G.	159	Kadir, Kamuran M.	53
Hogan, Sharon L.	158	Hughes, David M.	98	Islam, Jewel	171	* Jenkins, Sandra	92	Kadoo, Krokhukoomaj J.J.	71
Hogan, Timothy J.	146	* Hughes, Elizabeth P.	99	Islam, Mohammad B.	172	Jenner, William J.	15	Kagan, Gabrielle	24
Hogarth, George G.	148	* Hughes, Julia A.	147	Islam, Muhammed A.U.	140	* Jennings, Andrew R.	59	Kahya, Damian	88
* Hoier, Bridget	111	Hughes, Margaret	165	Islam, Nazrul	139	Jennings, Katherine M.	141	Kaiserimam, Mohammad A.	183
Hoier, Stephen P.	112	Hughes, Pauline P.	146	* Islam, Nural	35	Jennings, Violet	135	* Kallar, Sidney	4
Holbrook, John R.	28	Hughes, Terence T.	86	Islam, Saiful	152	Jennings-Trott, Valerie A.	22	Kamali, Mohammed Y.	172
Holden, Richard J.	75	Hull, Matthew E.R.	152	* Islam, Sirajul	169	* Jerome, Kirsty A.	164	Kamali, Sabia B.	141
* Holder, Adrian C.R.	116	Hullen, Charanjeet	139	* Islam, Waiseul	172	* Jewitt, Karen	42	Kamdar, Milan K.	23
* Holford, Michelle E.M.	157	Hulley, Jonathan R.	47	Ismail, Amia	189	Jeyaranjan, Thavathuray	145	Kamdar, Ratna K.	23
Hollambay, Peter	16	* Hulls, Daniel R.	106	Ismail, Mohammad A.H.	75	Jiggins, Susan A.	86	Kanal, Shalu C.	184
Holland, Eileen T.	94	* Humphrey, Eric D.	116	* Ismail, Nizam A.	83	Joachim, Margaret J.	46	Kane, Alpha K.	75
Holland, Graham R.	17	Humphrey, John M.	92	* Ismail, Tracy A.	106	* Joannides, Chris	53	* Kane, Patrick B.	165
* Holland, Patricia M.	139	Humphreys, Graham P.	183	Ives, Doreen I.	17	Joannides, Phivous	76	* Kang, Swam S.	49
* Hollands, Steven L.V.	40	Humphreys, Guy	65	* Ivimy, Lucy V.	71	Jobson, Paul M.	141	Kani, Mehmet	141
Hollingsworth, Cormac	158	Humphreys, James W.	105	Ivin, Anna-Lisa D.	105	Joda, Olanrewaju	60	* Kansagra, Suresh L.	21
Hollis, Jonathan H.A.	151	Humphreys, James W.	116	Iwi, Diana C.	8	* Joel, Charles	28	* Kapoor, Amit	47
Holloway, Jonathan	135	* Humphreys, Mark E.K.	157	Iwunze, Cajetan C.	176	Johal, Amarjit S.	93	* Kapoor, Ashok K.	49
Holloway, Michael H.W.	105	Humphreys, Rebecca M.	157	Jablowska, Marytka K.	70	Johal, Sarbjit S.	100	Kapoor, Sunil	92
Holloway, Patricia	64	* Humphrys, Brian C.	30	* Jackson, Ann T.	170	* John, Ann M.	23	* Kara, Manji	81
Holmans, Michael D.	188	Hunkin, Jamieson C.C.	35	Jackson, Daniel	172	John, Mary H.	82	Karailyan, Zeynep	64
Holmes, Simon D.	151	Hunn, Patricia E.	94	* Jackson, Derek R.	22	* John, Peter C.	159	Karen, Josephine	34
Holmes, Simon M.A.	172	Hunt, Claire F.	148	* Jackson, John W.E.	52	* John-Richards, Susan	185	* Karim, Asif	140
Holroyd, Charles	121	* Hunt, Dorothy M.	4	Jackson, John	139	* Johnson, Andrew P.	70	* Karmel, Alexander P.	70
Holt, Christine A.	120	Hunt, Felicity J.	22	Jackson, Joy L.	123	Johnson, Arthur H.	27	Kartal, Tekin	76
Holt, Jonathon D.R.	86	* Hunt, James K.A.	16	Jackson, Matilda	92	Johnson, Daisy	65	Karunalingam, Sockalingam	82
* Holt, Lawrence A.	110	Hunt, Jennifer M.	82	* Jackson, Patricia M.	93	* Johnson, Darren P.	127	* Kasprzyk, Stefan A.	105
* Holt, Margaret R.	54	Hunt, John G.	98	* Jackson, Russell A.	39	* Johnson, Dominic R.A.	112	Kataria, Dhirajal	24
Holtham, Katherine M.	128	Hunt, Michael C.	176	Jackson, Stephen	66	* Johnson, Donald M.	71	Kataria, Shyamal	78
* Homan, Lisa F.	70	Hunt, Michael J.	98	Jackson, Thuranie A.	77	* Johnson, Heather M.	35	Katz, Michael D.	34
Homan, Robin M.	71	Hunte, Karen H.	48	Jackson-Roberts, Margaret A.	34	Johnson, Helen B.F.	178	* Kauffman, Allan G.	94
Homer, Clare A.	21	* Huntington-Thresher, Samaris V.C.27	* Jacob, Alexander M.	185	Johnson, Jack G.	185	Kausar, Mohammed S.	49	
Homewood, Shirley A.	30	* Huntington-Thresher, William K.E.29	Jacob, Paul S.	128	* Johnson, Julie H.	11	Kaushal, Ravinder K.	97	
Hone, Robert W.A.	157	Hurer, Ertan	54	Jacobs, Geoffrey A.	9	Johnson, Malcolm D.	115	Kay, Henry D.	100
* Hones, Ruth M.	53	Hurley, Sheila	46	Jacobs, Geoffrey A.	94	* Johnson, Martin D.	184	* Kaye, Jonathan S.	53
Honeygold, Derek J.	93	Hurren, Paul W.	16	Jacobs, Margaret B.	94	* Johnson, Maurice	184	Kay-Kreizman, David R.	135
Honeyman, Craig A.	60	* Hurt, David R.	16	Jacobs, Paul	116	Johnson, Robert	54	Kayum, Abdul	140
Hooberman, Simon M.	135	* Hurt, Margaret E.	17	Jacobson, Abraham	63	Johnson, Stephen R.	112	* Kazantzis, John A.	122
* Hook, Jeffrey S.	158	Hurworth, Mary S.	29	Jacobson, Gita	65	* Johnson, Yvonne E.	48	* Kazi, Khalil	141
Hooker, Sean J.	10	Husain, Mohamed S.	65	Jaeger, Elizabeth A.	153	Johnston, John J.	9	Keal, Charles A.	35
* Hooper, Angela M.	188	Husain, Shahbaz	105	Jafar, Abdurahman A.	140	* Johnston, Paul J.	117	Kearney, Marian P.	110
Hope, Daniel F.	10	* Husband, James A.	110	Jaff, Harem	24	Johnston, Terence L.	141	Kearney, Pauline E.	115
* Hope, Marc	183	Husband, John H.	15	Jaffer, Saleha B.	121	* Joiner, Timothy M.	189	Kearney, Steve	115
Hopkins, Lynn M.	75	Husband, Linda M.	16	Jagger, Rachel G.	189	Jolinon, Marcel V.	93	Keech, David J.	10
* Hopley, Yvette	41	* Hussain, Ahmed	171	Jakobsson, Claire E.M.	24	Jones, Andrew M.	70	Keelson-Anfu, Florence A.A.	190
Hopson, Peter W.	41	Hussain, Anwar	140	Jalal, Kaisar U.	40	Jones, Ashley W.	183	* Keen, Carolyn R.	188
Hoque, Jahidul	169	Hussain, Anwar	170	Jalil, Zenib	140	* Jones, Beverley A.	60	Keen, Sarah	152
Hoque, Mohammed A.	170	Hussain, Azhar	146	Jamal, Abdul	170	Jones, Christopher T.N.	60	Keep, Charles W.	76
* Hoque, Syed M.	34	Hussain, Chaudhry S.	140	James, Andrew W.	75	Jones, Colin E.	81	* Keith, Maninder K.	47
Horah, Peter N.	40	Hussain, Fatema P.	141	James, Gareth K.	164	* Jones, Denise	171	Keith, Michael J.	171
Horan, David P.L.	34	Hussain, Forhad	141	James, Gary	164	* Jones, Emma L.	171	* Kellaway, Alec J.	139
* Horn, Graham E.M.	94	Hussain, Iqbal	172	James, Ian	86	* Jones, Emma M.	75	Kellett, Adam	41
Hornbuckle, Jean M.	33	Hussain, Ismail	171	James, John C.U.	10	* Jones, Frederick C.	4	Kellett, John	128
Horne, David J.	92	Hussain, Lal	163	James, Krishna	83	Jones, Frederick C.	140	Kellett, Robert I.	116
Horne, Peter J.	33	Hussain, Munir	178	* James, Margot C.	110	Jones, Gerald A.	116	Kelly, Ellen S.	112
Horne, Stephen	105	Hussain, Sadir N.	139	James, Maxine M.	123	Jones, Graham	121	* Kelly, John	60
Horne, Christopher W.M.	111	Hussain, Sheikh A.	148	James, Sharon J.	164	Jones, Helen	164	* Kelly, Judy A.	94

* Kelly, Lesley S.	87	Kingston, Simon M.	159	* Lammiman, Jean	82	Levy, Derek	54	* Lucia-Hennis, Geraldene A.	16
* Kelly, Linda	65	* Kinnear, Eileen M.	81	* Lamont, Andrew F.	111	Levy, Harry J.	11	Ludlow, Janet I.	170
Kelly, Melanie C.A.	183	Kinsler, Hazel M.	53	* Lamprecht, Henry	54	Levy, Mira	9	Ludwig, Carolea S.	122
* Kelly, Philip J.	105	* Kirby, Brenda P.	41	Lancashire, Stephen D.O.	156	Lexington, Irene	63	Lukeman, Dean R.J.	64
Kelly, Robbie	156	Kirby, Christopher C.	15	* Landau, Jacob	65	* Lewis, Audrey R.	188	Lukeman, Melanie	65
* Kelly, Steven J.	86	* Kirby, Linda C.	134	Landau, Vera	64	Lewis, Charlotte	164	Luker, Raymond E.	178
Kelsey, Robert J.	64	Kirby, Peter T.	41	Landeryou, Rita I.	11	Lewis, Diana F.	23	Lukey, Francis J.	71
Kelsey, Tonya	16	Kirk, Matthew J.	158	Lane, Charles A.T.	92	Lewis, Emma L.	58	Lumb, Sally M.	75
Kemball-Cook, Geoffrey	54	Kirkpatrick, James A.	157	Lane, Evelyn J.	40	Lewis, John C.H.	28	* Lumsden, Ashley G.	122
Kemp, Albert C.	188	Kirkwood, Roger S.	77	* Lane, Graham J.	141	Lewis, John D.	23	Lusher, Peter A.	9
* Kemp, Daniel S.	66	Kirwan, Trottie	129	Lane, Ivor A.	30	Lewis, Leslie V.	22	Lutrin, Zena	189
* Kemp, Elizabeth H.	94	Kisicki, Carl P.	130	Lane, Nicola J.	83	Lewis, Michael J.	58	* Luxton, Susan R.	128
* Kemp, Peter	94	* Kissin, Ashley S.	145	Lane, Polly	64	* Lewis, Michael J.	176	Lynch, Noel T.	9
* Kempton, James	106	Kitson, Clyde	176	Lang, Margaret	190	* Lewis, Patricia	136	Lynch, Noel T.	76
Kendall, Anthony	129	Kitson, Julie	130	Lang, Peter	63	* Lewis, Richard A.	93	* Lynch, Paul K.J.	98
Kendrick, Susan M.	48	Kitt, Ian W.	93	Lang, William A.	164	Lewis, Robert W.	93	Lyon, John P.	54
Kennedy, Barbara M.	128	Kizil, Ayhan	177	Langan, Wendy J.	48	* Lewis-Lavender, Brian E.	134	Lyon, Michael J.	21
* Kennedy, Christopher M.	66	Kizil, Eylem	178	Langley, Alfred G.	94	* Lewis-Lavender, Gillian V.	136	Lyons, Gerry A.	177
* Kennedy, John	163	Klein, Alan H.	93	Langley, Rowan N.C.	83	Liddell, Jonathan	23	Lyons, Rita S.	21
Kennedy, Kenneth R.	176	Kleinberg, Yvonne	64	Langrognat, Joan B.	82	Liehl, Lisabeth J.	123	Lyster, Samantha	128
Kennedy, Paul G.	71	Kleinman, Judith	106	* Langsteed, Brenda M.	17	Liehl, Richard S.	123	Maby, Deborah A.	105
Kennedy, Roy F.	128	* Klier, Helen	129	* Lansdown, Tracy A.	4	* Light, Pamela M.	87	* McAlister, Sarah J.B.	134
Kenner, Anne C.	122	Kloman, Warren M.	117	* Lappage, Bernadette	53	* Lightfoot, Warwick M.	111	* McAlmont, Anthony B.	141
Kent, Ann V.	88	* Klute, Martin G.	106	Larcey, Michael	106	* Lillcrap, Richard G.	117	* McAndrew, Kenneth	17
Kent, Gary N.	30	Knight, Cedric V.	65	Larkin, Edward D.	185	* Lillis, Antony	71	McAnuff, Evett	129
Kent, Haydn R.	86	* Knight, Christine A.	4	Larking, Darren K.D	127	Limbajee, Khevy R.	179	McAree, Charlotte M.	72
Kent, Nicholas H.	130	* Knight, Christopher W.	34	* Larmouth, Dawn	48	* Linden, Sophie K.	64	McAskie, Niall A.	47
* Kentman, Sera	130	* Knight, Frederick A.	77	* Larsson, Jeremy C.	183	Lindsay, Andrew	40	McAskie, Peter H.	75
Kenton, Michael J.	99	Knight, Gareth L.K.	11	* Lasaki, Adedokun	159	* Lindsay, David C.	111	Macaulay, Agnes	10
* Keogh, Michael J.J.	128	Knight, John E.	94	* Lasharie, Allah Y.M.	111	Lindsay, Donovan	29	* Macauley, Edith J.	135
Kerby, Robert S.	59	Knight, John W.	83	Lasharie, Chulam A.	111	Lindsay, Margaret C.	86	Macauley, Henry P.	134
Kerin, Stephen T.	136	Knight, Patricia F.L.	40	Latham, Peter	39	Lindsay, Margot E.V.	157	* McAuley, Conor M.	139
Kerner, Stefan N.	11	* Knight, Sheila	134	Lattimer, Robin W.	105	Lindsay, Neil T.	105	McBratney, Samuel E.	104
Kerr, Bridget	178	* Knight, Stephen J.	152	Lattimore, Eric F.	77	Lindsay, Robert J.	66	* McBride, David	28
Kerr, Geraldine T.	163	Knighton, Benedict S.	111	* Laurie, Lorraine	157	Linforth-Hall, Maria R.V.	157	* McCabe, Peter J.	135
Kerr, Liam H.	177	* Knott, Jonathan	141	Laurie, Charles P.	130	* Ling, Ruth M.	120	McCairn, Michael	63
Kerr, Nckinsey L.	104	* Knowles, Adrian C.	184	* Lavender, Michael D.	52	Linkson, Carl	135	McCallister, Francis S.	99
Kerr-Bell, Reginald R.	111	Knowles, Andrea G.	115	* Lavery, Edward F.	92	Linnette, David R.	152	* McCannah, Paul J.	52
Kersey, Sarah A.	81	Knowles, John J.	116	Lavery, Janice	33	Linton, Essie	184	* Maccarthy, Allan J.H.D.	58
Kettell, Brian	34	* Kober, Claire	77	* Lavingia, Dhirajjal	82	Linton, William A.	52	* McCarthy, Daniel	156
Keynes, Toby W.	22	Koder, Martin G.	104	* Law, Jane V.	71	Lippiatt, Graham J.	83	* McCarthy, Michael A.	3
Keys, David M.E.	92	Komesha, Alphonse	35	Law, Michael	141	Lipscomb, Helen J.	75	McCarthy, Ronan J.	151
* Keys, John	163	Koroma, Abdul A.	75	Law, Thomas P.D.	120	Lisinge, Alexander N.	184	McCauley, Edward	165
Khaled, Abu S.M.J.	71	Koroma, Fatmata	158	Lawanson, Simisola C.	158	Lisle, Peter J.	29	* McCausland, Piers C.	183
Khaliq, Fazan	139	Kotecha, Narendra	23	Lawman, Sandra J.	121	* Lister, Edward J.U.	185	McClay, Jane E.	21
Khalsa, Satnam K.	99	* Kotz, Peter	60	Lawrence, Ann E.S.	110	* Lister, Henry R.	77	McCole, John	87
* Khan, Azizur R.	169	Kounoupas, Nicholas	163	Lawrence, Jasmine C.	11	Lithgow, Jane	9	McConnell, Robert S.	123
* Khan, Bernadette	42	Kovar, Simon V.	9	Lawrence, Tom R.	130	Lithgow, Jane A.	140	McCooke, John	22
Khan, Cheryl-Ann	100	Kovatzis, Maria	111	Lawrenson, John	16	Litman, Diane	33	McCourt, Duncan J.	59
* Khan, Faizullah	64	Kpikpi, Emmanuel Y.	140	* Laws, Evrim	158	Litman, Simieon E.	34	* McCoy, Jayne L.	165
* Khan, Gmmh R.	77	Krabo, Casper	159	* Lawson-Tancred, Emily C.	23	Little, Anthony J.	94	McCreadie, Anastasia	47
Khan, Iqbal	49	Krahn, John B.	54	Lawson-Tancred, Hugh C.	22	* Little, Robert C.	3	McCree, Clinton V.	29
Khan, Jamal A.	169	Krakowiak, Peter J.	52	Lawuyi, Daniel	121	Littlechild, Graham V.	86	McCullough, David J.	184
* Khan, Johar	177	Krakowiak, Peter J.	122	Lay, Frances E.	77	Littlefield, John C.	58	* McDermott, James E.	3
Khan, Khaled R.	170	Kravitz, Adam	189	Lazur, Thomas J.	135	* Littlewood, Robert C.	147	McDermott, Paul C.	189
Khan, Mahfuz A.	170	Kreiman, Nota	64	Le Bihan, Jules	104	Litvinoff, Cecilia	22	* McDermott, Philip	129
Khan, Maria	41	* Krishna, Rita	66	Le May, Clifford J.	41	Livermore, Robert	53	* McDermott, Sarah C.	184
Khan, Misbahur R.	171	Krug, Andrea	169	Le Page, Russell J.	64	* Livingstone, Richard	157	* Macdonald, Duncan C.	10
Khan, Mohammad N.	179	Kruzycka, Karen H.	86	Le Rougetel, Samuel R.	70	Lloyd, Douglas M.B.	106	Macdonald, Hector I.	71
Khan, Mujeer M.	70	Kruzycki, Paul A.	86	Lea, David	129	* Lloyd, Samantha A.	64	Macdonald, Rona M.	39
* Khan, Nargis	64	Krymer, Deirdre D.	34	* Leach, John W.E.	163	Lloyd-Harris, Amanda J.	71	Macdonald, Stewart	135
Khan, Pervez A.	139	Kuku, Daudu I.	141	Leadbetter, Adam J.	53	Lloyd-James, Anna C.M.	47	McDonald, Charles	64
* Khan, Rania	170	Kulendran, Vallipuram	183	* Leaf, David	15	Lloyd-James, Huw	48	McDonald, Ian K.	171
* Khan, Shafi	41	* Kulkarni, Ashok S.	83	Leaf, Lawrence P.	146	Loader, David J.	158	* McDonald, Ian R.	116
Khan, Shasha	42	* Kumar, Ashok	146	* Leaf, James	145	* Loakes, Clyde W.	78	McDonald, Margaret T.	94
Khan, Sophia	178	* Kumar, Seema T.	46	* Leaman, Christopher J.	22	Lobo, Julius	98	Mcdonald, Peter L.	94
Khan, Tanweer A.	146	Kumar, Sonia	99	Leaver, Stuart N.	152	* Lock, Abigail M.E.	164	McDonald, Sarah A.	53
Khan, Ursuline A.	141	Kumar, Sunaina	98	Leaver, Timothy	52	Locke, Christopher E.	185	* McDonnell, Leslie F.	183
Khan-Lodhi, Khizar H.	178	Kumar, Suresh	148	Leaver, Patrick G.	189	Locke, Stephen A.J.	128	McDougall, Robert T.J.	10
Khanna, Lalit K.	28	Kumpeson, Nithyalakshmy	115	Leclercq, Yann	63	Locker, John A.	183	* McEwen, William A.	15
* Khatun, Shiria	170	Kurtaran, Alper	53	Ledger, William A.	64	Lockhart, Derek J.	165	* McFadyen, Linda R.	8
Khawaja, Mohammad	140	Kwarteng, Kwasi A.A.	23	Lee Koo, Corey D.	189	Lockington, Betty M.	15	Macfarlane, David C.N.	119
Khawaja, Omar	139	* Kyeremeh, Matthew Y.A.	42	* Lee, Adrian H.	100	Lockley, Peter G.	172	McFarlane, Gary A.J.	77
* Khilji-Noori, Zahida A.	48	* Kyriacou, Paul A.	159	Lee, Andrew J.	127	Lockwood, Sheila A.	40	McGeary, Paul S.	87
* Khosa, Harbrinder S.	152	La Placa, Vincent	65	Lee, Celia J.	135	Lockwood, Daniel	184	McGinity, Peter D.	135
Khursheed, Imran	93	La Roche, Doreen V.	15	Lee, Graham J.	93	Loffhagen, Anthony J.	147	McGinley, Ann V.	64
* Khursheed, Mohammed	92	La Roche, John B.	15	Lee, Jessica	121	Logan, Mark J.	88	McGinn, Conor P.	106
Khwaja, Ilyas	99	Laban, Joanne L.	52	Lee, John A.	115	Lomax, Josephine	123	* McGlone, Paul	121
Kibasi, Thomas	53	Laban, Matthew W.	54	Lee, John P.	120	Lomax, Roger	123	McClynn, James J.	76
Kiehl, Thomas R.	189	Labrom, Joan	129	Lee, Michael J.	129	Londesborough, Elaine	104	* McGovern, Alison	156
Kietz, Linda J.	49	Lacey, Richard A.	24	* Lee, Robert	117	Long, Jacqueline C.	86	McGovern, Cyril	22
Kila, Anthony	54	Ladanyi, Peter S.	40	Lee, Roland E.	130	* Long, Janice E.	22	* McGowan, Donald	53
Kilbane-Dawe, Iarla J.	105	* Ladipo, Jellil I.	158	Leech, Jessica M.	130	* Long, Leonard F.	88	McGrath, Francis J.	8
* Kilby, Nicholas	117	Ladmore, Richard J.	136	* Lee-Parsons, Doreen E.H.	153	* Long, Madelene M.	129	McGrath, Kevin D.	46
Kilduff, Eamonn F.	47	Ladwa, Lalji	23	Lees, Christopher R.	188	Long, Ronald W.	3	McGregor, Ashton	170
Kilduff, Lisa A.	47	* Laguda, Joy H.	141	Lefley, John	33	* Long, Sebastian D.	23	* McGregor, Gerald A.R.	98
Kilner, Peter L.	16	* Laing, Alan R.	64	Leggatt, Arthur L.G.	146	Long, Vivian L.	93	* McGregor, Kieran T.	54
Kilpatrick, Ben	87	Laing, Steven R.	64	Leigh, David J.	88	Loosemore-Reppen, Gerda C.	29	McGregor, Matthew T.	33
* Kimm, Irene A.	123	Laird, Dorothy J.	28	Leightner, Hilary F.	66	Lopez Lack, Jenny	94	McGregor, Ross A.	34
Kimmerling, Enid J.	152	Lait, Nicholas J.F.	153	* Leitch, June E.D.	139	* Lorber, Paul	23	McGregor, Sheila M.	169
King, Gerald	177	Lake, David R.	9	* Lemonides, Dino	52	Louki, Antony	100	McGrenera, Terry	170
* King, James R.	35	Lake, Deborah	147	Lenaghan, Anthony	147	* Lourie, Alexander S.	152	McGuinness, Justine	58
King, Joshua M.P.	28	Lake, Frederick V.	178	Lennon, Christopher	64	* Loveday, Mark A.	71	* McGuirk, Kath	11
King, Neil A.	171	Lake, Matthew E.	146	Lenon, Philip H.	135	Lovett, Eric J.	88	McGuirk, Mary P.	9
* King, Peter J.H.	58	Lake, Maureen J.	178	* Lenton, Theresa R.	40	Low, Sampson E.D.	153	McGuirk, Sheila N.	112
* King, Robert J.	151	* Lal, Gurnail S.	99	Leonelli, Herbert	22	Lowcock, Penelope A.	22	Machin, Adrian T.	139
King, Roy J.	142	Lamb, Joanna F.	54	* Leppert, Julian P.	146	Lowe, Donald N.	105	* McHugh, Kirsty E.	121
* King, Russell J.	183	Lamb, Simon	152	Letizia, Gianfranco J.	58	Lowe, Hilary	33	Maciejowska, Judy S.	152
King, Stuart T.	185	Lambart, Angela	4	* Letts, Toni E.	41	Lowe, Michael F.	17	Mclroy, Ashley	3
* Kinghorn, Robert R.F.	98	* Lambert, Brian R.	146	Leventon, Rosie E.	21	Lowe, Nicholas J.	183	Mclroy, Dorian	3
Kingscote, Geoffrey L.W.	35	Lambert, Daniel P.	120	Leverett, Florence E.	86	* Lowne, Janet	164	Mclroy, Stewart I.	75
Kingsford, Michael I.	28	Lambert, Robin A.D.	123	Levi, Sylvia R.	152	Lubbock, Victoria	66	Mclveen, Keith	140
Kingsley, Stephen A.	110	Lambert, Stephen W.	178	Levin, Martin	147	Lucas, James O.	123	McInerney, Peter J.	87
Kingston, Abigail L.	140	Lambie, Robin C.	53	Levine, Kathleen	8	Lucas, Titus T.	122	McInnes, Maria L.	129
Kingston, Maresa A.	58	Lamey, Valerie	100	* Levitt, Bryan P.	111	Lucy, Kathleen T.	28	McKay, Helen A.	47

McKee, Jason T.T.	21	Malik, Nisma	100	Matovu, Harris	99	Mills, Katherine S.	70	Morris, Paul	128
McKee, Patrick	127	Mallach, Anne J.	147	Matthew, Marcel P.	65	Mills, Margaret M.T.	152	Morris, Philip A.C.	151
Mackeith, Joy E.	64	Mallach, Roger C.	147	Matthew, Brian J.	152	* Mills, Mary	59	Morris, Sarah	127
Mckellar, Neil	145	* Mallett, Antonia L.	77	* Matthews, Hayley K.	22	Mills, Richard J.	93	Morris, Stephen J.	70
Mckelvey, Allan W.	71	* Malley, David	122	Mattocks, Monica	65	Milner, June M.	58	Morris, Valerie J.	87
McKendry, Anthony C.	100	* Malley, Sharon	121	Maund, Alan R.	8	Milner, Nicholas P.	28	* Morris, Virginia L.	151
McKenna, Alex	123	Mallick, Saghaer A.	94	Maund, Nicholas J.	121	Milner, Richard L.	76	Morrison, Joan F.	86
McKenna, James	134	Mallory, James	129	Mawdsley, Paul M.	171	* Milnes Coates, Anthony R.	110	Morrison, Pauline	128
McKenna, Joseph T.	157	Malone, Brendan J.	53	Maxfield, Edward R.	40	Milroy, Roderick M.	178	Morrissey, Helen	157
Mackenzie, Bruce W.D.	184	* Malone, David	121	Maxwell Scott, Matthew J.	185	* Milton, Andrew	120	Morrissey, Honora M.	10
Mackenzie, Elizabeth G.	151	Malone, Terence A.	58	May, Anthony J.	115	Milton, Lloyd D.	120	Morrissey, Ilana J.	106
Mackenzie, Polly J.	122	Malseed, Wendy	116	May, Susan J.	116	* Milton, Simon H.	189	Morrissey, Matthew C.	106
* McKenzie, Claydon	64	Malt, Sylvia	16	Maycock, John B.	49	Mingay, Robert	110	Morritt, Robert D.	33
* McKenzie, Milton E.	3	Maltby, Elaine M.	169	Mayer, Andrew P.	157	Minty, David A.	48	Morse, John V.	92
McKernan, John	86	* Maly, Stephen R.	27	Mayers, Marcus	121	Mir, Mohammed B.	40	Mortensen, Jesper	64
McKersie Michael W.	82	* Mama, Steven	116	Mayers, Patrick G.	111	* Mirza, Riaz A.	139	Mortimer, Valerie	76
Mackie, Sarah J.	146	Man, Margaret J.H.	171	Maynard, Paul C.	153	Mirza, Sameer	83	Morton, Peter J.M.	77
* McKie, Guthrie K.	188	Manak, Surinder S.	16	Maynard, Simon E.G.	52	* Mirza, Shiraz H.	115	Morton, Stephen	164
McKiernan, Edward J.	88	Manangazira, Pauline	128	Mazalon, Aleksander	179	Misbah, Muhammad A.	141	Mortuza, Mohammad G.	172
McKinnell, Pauline A.	9	Manara, Simon	135	Maze, Brian I.	140	* Misir, Robby	87	* Moseley, Frances M.	115
McLaren, Meryn	81	* Manchester, Linda	157	* Mbachu, Anna	177	Mistri, Bharat	81	Moser, Philip C.H.	33
McLaughlin, Christopher W.	136	Manheim, Vivienne H.	75	Mbala-Apoph, Daniel	10	Mistry, Dineshkumar N.	24	* Moss, Alastair M.	189
McLaughlin, Ian W.	106	Mani, Sinna	128	Mburu, James N.	40	* Mistry, Kanta	23	Moss, Brian Y.	165
* McLaughlin, Reginald	70	Manjra, Frances B.	176	Meaby, Charles R.P.G.	140	Mistry, Sumitra D.	22	Moss, John J.C.	177
* McLeod, Zoe F.	152	Manley, Patrick J.	3	Meaby, Khatija S.	140	Mitchell Murray, Wilhelmina C.	23	Moss, Leslie N.	82
* Macklin, John R.	176	* Manley, Ronald N.G.	142	Mead, Alan R.	171	Mitchell, Andrew M.	156	Moszczyński, Wiktor A.	82
McLoughlin, David	100	* Mann, Amritpal S.	99	* Mead, Dudley S.	41	Mitchell, David G.	47	* Motte, Charles C.	47
McLoughlin, Shaun	115	* Mann, Andrew J.	87	* Mead, Margaret V.	40	Mitchell, Ewen G.W.	185	* Motte, Janet T.	82
McLoughlin, Timothy J.P.	104	Mann, Colin R.	147	Mead, Peter J.R.	163	Mitchell, John R.	49	* Moth, Harold W.	146
McMahon, Anita	151	* Mann, Eliza P.	158	* Meader, Angela D.	120	* Mitchell, Jonathan S.	157	Moth, Sheila M.	147
McMahon, Anthony R.	71	* Mann, Rajinder S.	48	Meares, Mary C.	22	* Mitchell, Lindsey	34	* Mothersdale, Antony G.	188
McMahon, Kevin J.	152	Mann, Susan M.	147	Mears, Maureen C.C.	176	Mitchell, Murla A.	177	* Motley, William M.	23
McManus-Andrea, Laura	179	Manning, Irene J.B.	158	Measure, William J.	177	Mitchell, Steven P.	21	Mould, Rita M.U.	46
McMehenin, Stephen	122	* Manning, Thelma A.	29	* Meehan, George F.	78	* Mitchell, Timothy J.	190	Mould, Sidney G.	46
McMillan, Robert A.	122	Mannix, Daniel	88	Meehan, Jane E.P.	171	Mitchell, William L.	33	* Moulton, Oonagh J.	136
McMullan, Brendan	183	Mansell, Charles J.	164	Meek, Alice M.	71	* Mithani, Vina	82	Mouncey, Penelope	165
Mackmurdie, Ben	104	* Mansell, Margaret R.	41	Meiklejohn, Christina L.V.	46	Mizzi, Kenneth A.	170	Mouncey, Phillip C.	165
Mackover, Elaine B.	35	* Mansfield, Barbara J.	135	* Meisner, Sean	177	Modi, Chris	82	* Moylan, Daniel M.G.	81
McClaren, Jane S.	158	Manson, Finian P.L.	100	* Meldrum, Jackie	121	Modral, Jonathan	153	* Mudhar, Narinder S.	112
McCleod, Alan H.	159	Manton, Charles W.E.	165	Mellor, Esme P.	49	* Moema, Semakaleng M.	64	Mudie, Kathleen G.	176
McCleod, Fiona J.	54	Maporisa, Chipso	60	* Mellor, Russell L.	28	* Moffitt, Keith	35	* Mughal, Fiyaz A.	76
* McCleod-Cullinane, Barry	81	Maras, Sukhdev S.	98	Melville, Adam J.	117	* Mogul, Mike I.	42	Mughal, Hamid M.	29
* McNally, Timothy J.	156	* Maravala, Fareedoon K.	147	Mendes, Michelle G.	141	* Mohamed, Abdul	157	Muir, Graham P.	71
McNamara, Stuart J.	75	* March, Denise V.	134	Mendes, Tony P.	136	Mohamed, Sayed H.	139	Muirhead, Christine F.	106
McNaught, Douglas	65	* Marchant, Daphne K.	123	* Mendoza, Alan L.	23	* Mohan, Vidhyacharan R.	40	* Muldoon, John	129
* McNaught-Davis, Charles	183	Marchant, Howard	152	Mendoza, Nelson	134	* Moher, James G.	21	Mullane, Margaret	3
* McNeil, Andrew R.	9	Marcos, Simon	21	* Mennear, Karl A.	33	* Moher, Ruth E.	31	Muller, Kenneth C.	63
* McNeil, Kirsty	157	Marder, Barnaby J.L.	152	Mentz, Michael	116	Mohiuddin, Syed A.	39	Mulready, Nora	116
McNeelis, Andrew J.	171	* Mardner, Clive B.	58	* Merison, Julia S.	83	Mohshin, Abdul	140	* Mulready, Sally	63
McNeill, Douglas A.	76	* Margo, Caroline S.	10	Merriman, Glyndwr J.	93	Moir, Alastair M.	48	* Mulready-Jones, Angus J.M.	64
McNeill, Marion H.	48	Marikar, Kairul K.	83	Merriman, Huw W.	49	Moir, Caroline A.S.	48	Mulready-Jones, Mary A.	65
McNicol, Michelle	135	Marini, Fabiola	23	Merrin, Richard J.	34	Mojeed, Abayomi	141	Muman, Mohamed J.	47
McNulty, Eileen	81	* Mark, Edward	129	Merton, Dervish	53	* Mole, Christian R.	28	* Mumford, James P.J.S.	152
Macnaughton, Patricia A.	158	* Markham, Michael J.	93	Merton, Colin R.	190	Moleman, Jason M.	8	* Munday, Eric A.	88
Macpherson, Christina S.	135	Marklew, Michael	24	Metzger, Maureen H.	151	Molla, Moshur	139	Munem, Mohammed A.	142
Macpherson, Duncan G.	87	Marley, Renuka	163	* Miah, Abjol	171	Molloy, Margaret A.	123	* Munim, Mohammed A.	170
* McShane, Christopher P.	64	* Marlow, David J.	152	Miah, Aleyk	171	* Moloney, Columbus M.	23	* Munn, Thomas I.	134
* McShane, Jonathan D.	64	Marham, Janice M.	58	Miah, Arip	171	Molyneux, Stephen J.	105	* Murphy, Christopher M.	52
McSweeney, Morgan	164	Marquand, Charles N.H.	35	Miah, Fanu	172	Molyneux, Ann M.	177	Murphy, Gary G.	87
McVeigh, James A.	16	* Marriner, Howard C.	16	* Miah, Fozul	172	Money, Edgar	93	Murphy, Ian V.	11
McWilliams, Gerald P.	59	Marsden, Madeline J.	88	Miah, Mohammed A.	139	Monk, Terence A.	86	Murphy, Laura	60
* Madden, James P.R.	185	Marsh, Darren L.	164	Miah, Mohammed N.	169	* Monro, Gary I.	146	Murphy, Matthew J.	17
Madden, Christopher J.	77	Marshall, Alison C.	93	Miah, Sadeque	139	Montague, Ruth	10	Murphy, Matthew J-P.	34
Maddison, Olive	83	Marshall, Alison H.	105	* Miah, Salim	82	Moon, Christian	185	Murphy, Oliver P.	47
Madge, William C.	146	* Marshall, Andrew	35	Miah, Shamsu	188	Mooney, Doreen P.E.	58	* Murphy, Patrick J.A.	141
Magee, Catherine M.	165	Marshall, Christopher	16	Miah, Shamsu	169	* Moore, Alison	9	Murray, Alasdair J.	13
Magee, Christopher	136	Marshall, David S.	52	Miah, Shofu	169	Moore, Cormach	22	Murray, Billy	59
Magee, Joseph P.	164	* Marshall, Harvey C.J.	189	Mian, Abdul K.	140	Moore, David B.	77	Murray, Diana S.	177
Maghribi, Abeer	189	* Marshall, Janet A.	41	Micelli, Heber	188	Moore, Gavin F.	127	* Murray, James S.	104
Magnum, Keith O.	63	Marshall, Jeffrey C.	171	* Michael, Alexa C.A.	27	Moore, Ian	27	Murray, Terry P.	87
Magrath, Ian M.	28	* Marshall, John L.	9	Michael, David	128	Moore, Jamieson W.	141	Murrell, Kenneth C.	99
Maguire, Rachael E.	128	Marshall, Quentin N.J.	111	* Michael, Myra A.M.	82	Moore, Christine	128	Murrell, Peter R.	22
* Mahal, Rajwant K.	146	Marshall, Susanne C.	145	Michel, Carl	110	Moors, Gareth	22	Murtagh, Timothy J.	48
Mahboob Ahsan, Mohamed F.	142	Martin, Andrew J.	76	* Michel, Ute M.	128	Morales, Rosemary E.	121	Mushiso, Ronald	98
* Mahfouz, Bassam	48	Martin, Anna L.	42	Middleton, Linda I.	104	Moran, Barbara J.	28	Mustafa, Filiz	8
Mahmood, Afzal	169	Martin, Christopher P.	146	* Middleton, Maureen	65	Moran, Karen A.	28	Mustafa, Irfan	145
* Mahmood, Asim	178	Martin, Helen	164	Middleton, Philip D.	105	Moran, Mark J.W.	28	Mustak, Imran	140
Mahmood, Bilal	178	Martin, Iain A.	99	Milbank, Susan E.E.	92	More, Rosemary	65	Mustaque, Ahmed	171
* Mahmood, Sharaf	140	Martin, James W.	120	Miles, David S.	3	Morgan, Jacqueline L.	151	Mustoe, Sophia	35
* Mahmud, Saima	178	* Martin, Maxi	136	Miles, Deborah	47	Morgan, Jane E.	177	Myer, Andrew R.	105
Mahon, Christopher	63	* Martin, Milton	176	Miles, Dudley R.A.	34	Morgan, Mary J.	29	* Mylod, John C.	88
Mahon, Eamonn M.	86	Martin, William G.	47	Miles, Elen	178	* Morgan, Peter L.W.	29	* Mylod, Muriel P.	88
Mahoney, Patricia M.	141	Martini-Brown, Margherita	65	* Miles, Jeremy J.	83	* Morgan, Philip I.J.	152	Mynors, Rowland P.B.	70
* Maines, Christopher S.	127	* Marway, Sukhdev S.	140	Miles, Paul G.	156	Morgan, Samuel L.	147	Mynott, Patricia M.	157
Mainwaring, Julia	169	Mary, Jessica H.	157	Miles, Robert D.	10	* Morgan, Stephen R.	122	* Mythen, Margaret B.	59
Maitland, Nan M.	112	Masani, Zubin F.	105	Milford, Edward M.	34	Morgan, William O.	183	Nabeii, Ali A.	75
Majid, Shahid	176	Maskell, Rachael H.	127	* Millard, Derek G.	41	Morgan-Ash, Richard	65	* Naghar, Jazmin	9
* Major, John R.	92	* Maslin, Paul J.	129	Milbank, Joan	130	* Morgan-Watts, Andrew A.	99	Naheerathan, Kanapathipillai	23
Majumdar, Margaret J.	48	* Mason, Pat	111	Millen, Floyd	15	* Morgan-Watts, Drew M.	99	Naidu, Vijay	129
Makhija, Shashi K.	21	Mason, Thomas A.	77	Miller, Alan B.	48	* Morgan, Raymond P.	86	* Nakamura, Linda M.	99
* Makin, Russell J.	134	Masroor, Ajmal H.	78	Miller, Anthony H.J.	49	Moriah, Joseph L.	70	Nakhuda, Mohammed I.	139
Makwana, Manubhai K.	21	* Massey, Donald F.	16	Miller, Barbara	178	Morland, Laura J.	121	Nandhra, Prakash K.	83
Malakoundes, Andrikos	53	Massey, Gordon	10	* Miller, Brian P.	151	Morley, Robert G.	49	* Nandy, Lisa E.	70
* Malcolm, Gary	49	* Massey, Sharon M.	16	* Miller, Krystal L.	136	Morphakis, Androulla	54	Nangon, Gooroodev	15
Malhotra, Mukesh	98	* Massey, Robert	127	Miller, Paul J.K.	190	Morpurgo, David	128	Nangon, Irma E.	17
Malhotra, Seema	100	Masters, Doreen M.	151	Miller, Suzanne J.	59	Morpurgo, Lesley A.	15	Nannar, Kirpa S.	99
Malik, Amtul H.	115	Maston, Colin A.	88	Milllett, Richard I.	10	Morpurgo, Maurice F.	15	Napier, Charles J.	70
* Malik, Atiq	23	Matharoo, Narinder S.	177	* Millican, David	48	* Morris, Adele D.	156	Napier, Patricia J.	106
Malik, Hussain	159	Mathen, Kim M.	92	Milliner, Martin P.	27	Morris, Brian R.	117	* Nardell, Gordon L.	159
Malik, Karamat A.	99	Mather, Jane P.	151	Millington, Graham T.	176	* Morris, Clare C.	59	Nash, Paul D.A.	28
Malik, Mohammad A.	179	Mathews, Kezhakeadath V.	145	Millington, Ruby R.	122	* Morris, Diana M.	122	Nash, Sarah	104
Malik, Munir	16	Mathewson, Alen J.	190	Mills, Andrew T.	135	Morris, James G.	35	Natarajan, Santheya	42
Malik, Nasar	178	Mathur, Shashi P.	94	* Mills, Douglas S.	93	* Morris, Mark C.	128	Natelson, Solomon O.	8
Malik, Nazir A.	135	Mathys, Wendy G.L.	164	Mills, Graham W.	134	Morris, Maurice A.	21	Nathan, Jeanette E.A.	39
* Malik, Nisar A.	99	* Matin, Abdul	172	* Mills, Julie A.	111	Morris, Norma F.	112	Nawaz, Atif	21

Nawaz, Jamshed	147	Nur, Mohamed H.	49	Osborn, Catherine T.	4	Parry, Charlotte	121	Pervez, Afifa	24		
Naylor, Christine M.	5	Nur, Mohamoud	33	* Osborn, Paul S.	82	Parry, Clive D.	121	Petchey, Arthur P.	83		
* Naylor, Christopher J.F.	33	Nurse, Angela D.	17	* Osborn, Rex	17	183	Parsonage, Neville G.	94	Peters, David R.S.	52	
Naylor, George D.	4	Nwoye, Felicia A.	139	* Osborne, Frederick A.	86	Parsons, Betty A.	4	Peterson, Anne J.	146		
* Neal, Michael A.	40	* O'Brien, Anthony N.	65	65	Osborne, Michael	156	77	* Parsons, Elizabeth L.P.	151	Petit, Roland F.	40
Neale, Graham J.	157	O'Brien, Christopher	65	65	Osborne, Michael	47	Parsons, Leslie H.	4	Pettit, Rosemary	71	
Neale, Russell P.	163	O'Brien, Dennis	4	4	Osborne, Rita J.	163	Parsons, Susan	39	Phelan, John C.	176	
Needham, Caroline F.	98	O'Brien, Mary	65	65	Osborne, Thomas J.	116	* Paschoud, John	129	* Phelps, Barry	111	
Neidle, Daniel M.	104	O'Brien, Michael D.	22	22	Osbourne, Celia G.	115	165	* Phibbs, Richard H.	71		
* Neil Mills, Diane K.	134	O'Brien, Nicholas	75	75	* Osbourne, Derek R.	40	100	Phillips, Marie B.T.	105		
Neilson-Hansen, Mary I.	176	O'Connell, Michelle M.L.	42	42	* Osland, David J.	46	88	Phillips Jon	156		
Neimer, Ann F.	151	O'Connell, Peter	121	121	Osman, Abdullahi N.	45	94	Phillips, Andrea	75		
Nella, Lucia	33	* O'Connell, Stephen J.	40	40	Osman, Helen	53	83	* Phillips, Christopher W.S.	27		
* Nelless, Henry R.L.	134	* O'Connor, Kevin	115	115	Osmani, Saif	104	23	Phillips, David J.	64		
Nelson, Philip E.	34	* O'Connor, Mary A.	92	92	Osmani, Saif U.	142	* Phillips, Elizabeth J.	176			
Nemeth, Cyril H.	188	O'Connor, Michael	46	46	Ostrowski, Christopher M.	135	142	Phillips, John	170		
Nerva, Neil B.	23	* O'Connor, Phillip M.	93	93	Oswell, Jill R.	92	22	Phillips, Ronald J.	164		
* Neville, Terence	53	* O'Connor, Rachel E.	116	116	* Oswell, John L.	93	* Phillips, Sarah J.	28			
Newall, Wendy	122	* O'Dell, Phillip W.	83	83	Ottery, Edward	60	22	Phillips, Sarah L.	76		
Newark, Tim P.	105	* O'Donnell, Dominic G.	40	40	Otti, Kwame	140	185	Phillips, Sean	177		
Newbrook, Herbert J.	34	O'Donnell, Moira	40	40	* Oulds, Robert	98	78	Phillips, Simon K.	183		
Newbrook, Jillian	35	O'Dwyer, Carmel M.	22	22	Oumar, Khalid S.	106	82	Phillips, Stephen G.B.	158		
Newby, Andrew J.	10	* O'Farrell, Damien	104	104	Outthwaite, Mary	93	47	Phillips, William	81		
Newcombe, Richard W.	146	* O'Flaherty, Timothy J.	172	172	Outthan, Brian A.	48	* Philp, Chris I.	34			
Newell, Mark A.	117	O'Flynn, Denis R.	88	88	Ovenden, Kevin	141	81	Philpott, Thomas R.	127		
Newing, Paul	130	O'Gorman, Andrew D.	16	16	Overy, Peter J.	165	99	Philpott, Toby P.J.G.	29		
* Newman, Anthony J.	42	O'Halloran, Andrea	105	105	Owaka, Rosaline	22	16	* Phoenix, Romaine A.G.	127		
* Newman, Paul C.	164	* O'Hare, Nicholas	15	15	Owaka, Smart	22	82	Pichaud, Michael J.H.	54		
Newman, Paul J.	105	* O'Herlihy Nixon, Mary	134	134	* Owen, Anthony M.	29	23	Pickett, Anthony A.	16		
Newman, Ronald L.J.	164	O'Keefe, Gemma	156	156	Owen, Christopher M.	159	140	Pickett, Leslie C.	48		
Newton, Adam J.	78	O'Keefe, Kieran	183	183	* Owen, Edmund P.	71	146	* Picketts, David J.	163		
Newton, Alison L.	170	O'Keefe, Michael P.	110	110	Owen, Frances	111	147	* Picknett, Pamela D.	163		
Newton, Christopher	4	* O'Leary, Hugh R.	58	58	Owen, Helen L.B.	159	83	* Pidgeon, Caroline V.	158		
Newton, Jonathan C.S.	156	* O'Macaulay, Charlie E.	8	8	Owen, Patricia	171	81	Pidoux, Michael G.	47		
* Newton, Leonard S.	15	* O'Mahony, Barry	117	117	Owen-Jones, David R.	184	176	Pierce, Darren J.	129		
* Newton, Martin D.	75	* O'Malley, Helen M.	120	120	Owens, Emmeline	48	81	Pierce, Martin D.	151		
Newton, Sarah L.	135	* O'Mara, Maureen	59	59	Ower, Ronald F.C.	87	121	Pierce-Price, Richard P.	92		
Niaz, Muhammad A.	146	* O'Mullane, Matthew P.	153	153	* Owolabi-Oluoyole, Samuel O.	128	65	Pieri, Carol I.	16		
Nichol, Glen J.	77	* O'Neill, Dez	110	110	Oxford, Christopher A.	134	4	* Pile, Clifford J.	48		
Nicholas, Andrew C.	52	O'Neill, Geraldine	82	82	Oxford, David N.	75	165	Pilkington, Andrew	152		
* Nicholas, Michael A.	140	* O'Neill, Margaret A.	16	16	Oxley, Jonathan M.	47	58	Pilkington, Andrew W.P.	188		
Nicholaspillai, Anthony	53	O'Neill, Michael C.	16	16	* Oyewunmi, Olajumoke R.	158	185	Pilkington, David J.	159		
Nicholls, Yvonne	59	* O'Neill, Teresa A.J.	15	15	* Oykener, Ahmet	53	121	Pillinger, Eric S.	164		
Nichols, Carl C.	64	O'Reilly, Kevin D.	99	99	Pack, Michael	47	134	Pilling-Lindsell, Garth H.	17		
Nichols, Richard J.	135	O'Reilly, Sheila A.	83	83	Padhari, Manesh M.	83	135	Pillott, Annabel C.	76		
Nichols, Timothy	66	* O'Reilly, Sheila M.	100	100	* Padmore, Stephen	129	9	Pillott, Howard	76		
Nicholson, Geraldine	93	* O'Rourke, James M.	177	177	Padoan, Laura D.	29	71	Pincus, Jonathan D.	23		
Nicholson, Lawrence J.	35	O'Shea, Anne	92	92	Padro, Joan E.	21	11	Pindar, John	123		
Nicholson, Margaret J.	189	O'Shea, Gary	104	104	* Pagan, Diana M.	47	129	* Pinfold, Eleanor D.	163		
Nicholson, Mark D.Y.	46	* O'Shea, James P.	147	147	* Page, Christopher	156	47	Pinnock, Cecil L.	77		
* Nicholson, Suzette B.	151	O'Shea, Neil	76	76	* Page, Ian G.	130	92	* Pipe, Henry C.S.	53		
* Nicholson, William G.M.	63	* O'Sullivan, James R.	21	21	Page, James R.	152	64	Pirapaharan, Arunasalam	142		
Nicholson, William J.	8	* O'Sullivan, Michael E.J.	105	105	* Page, Mark L.	189	42	Pirret, James P.G.	117		
* Nickels, Jennifer	185	* O'Sullivan, Michael	41	41	* Paget-Brown, Nicholas	111	122	Pitchforth, Helen	117		
* Nickolay, John W.	82	* Oakes, John L.	75	75	* Pagnamenta, Robin A.	21	29	* Pitt, Peter S.	99		
* Nickolay, Lily J.	83	Oakley, Ian	93	93	Pahal, Kashmir S.	92	66	Pizey, Nicholas	134		
Nicodemi-Ehikiaya, Marzia	41	Oakley, Paul J.	128	128	Pahl, Surinder	146	111	Plant, Benjamin J.	63		
Nicolou, Artemis	188	Oates, James B.	189	189	Pai, Hsiao H.	141	76	Platts, Nancy M.	122		
Nicolou, Panayiota	190	Oates, Jonathan	116	116	* Paice, Andrew	40	128	* Plouviez, Emma M.	65		
* Nicoll, Alexander J.McD.	190	* Oatway, Susan J.M.	75	75	Paice, Phyllis E.	140	53	Plowden, Stephen P.C.	35		
Nicolle, David J.	17	* Obasohan, Emmanuel O.	3	3	Pain, Garry L.	87	146	Pluygers, Catherine	129		
Nielsen, Carl J.	93	Obaze, David E.R.	189	189	* Pakes, Andrew	157	136	Pocock, Matthew C.	71		
Nielsen, Magnus	35	Oborne, Martine A.	105	105	Palmer, Andrew E.	169	146	Pocock, Penelope	112		
Nineham, Christopher M.	169	Ocansey, Mary A.	83	83	Palmer, Bixby C.	63	177	Podro, David A.	83		
* Nirwal, Sonika	47	* Oddy, Barry J.	86	86	* Palmer, Brian J.	122	159	Pogge, Clive S.	165		
* Nisbet, Marion	129	Ode, Alache	159	159	Palmer, Claire L.	88	141	Poleuceus, Janus	122		
* Nixon, Sheila D.	152	Odunton, Stephen K.	165	165	Palmer, Joyce M.	66	116	* Pollard, Helen S.	40		
* Nkafu, Julius A.	65	* Odze, Harvey	65	65	Palmer, Judith	65	17	* Pollard, Joseph R.	17		
* Noad, Ernest G.	29	Odze, Lillian	64	64	* Palmer, Matthew R.	112	41	Pollard, Luke	188		
* Noakes, David A.	156	Oelman, Timothy	82	82	* Palmer, Monroe E.	8	116	* Pollard, Timothy S.	48		
Noble, Adrian J.	164	Offer, Stephanie C.E.H.	41	41	Palmer, Patricia R.	47	59	Pollard, Vincent I.	184		
* Noblet, Paul A.	159	* Offord, Matthew J.	10	10	Palmer, Rebecca	141	110	Polling, Catherine	130		
Noel, Laura F.	34	* Offord, Stephen J.G.	58	58	* Palmer, Susette S.	8	104	* Polling, Ruth L.	104		
Nolan, Colm J.	147	Ogden, Joseph G.	189	189	Pammen, Joyce	86	170	Politt, Matthew J.	75		
Nolan, Paul R.	184	Ogunbadewa, Oluotimi J.	130	130	Pandita-Gunawardena, Suren D.	41	123	* Pollock, Hamish J.	163		
* Nolan, Suzanne M.	148	Ogunnaike, Oladele	157	157	Pandya, Uday	23	128	Polycarpou, Peter	75		
Nolder, Anthony D.	46	Ogunro, Benjamin K.	21	21	Pegg, John, R.	152	15	Pond, Daniel R.	178		
Noman, Mahmood	178	Ogunseye, Michael K.	99	99	Pannell, Keith L.	66	169	Ponto, Maria T.	164		
Noor Choudhury, Mohammed A.	140	* Oguzkanli, Deniz C.	65	65	Panto, Mark	185	156	* Poole, Suzanne M.	121		
Noor Khan, Mohammed H.	23	Ohri, Anil K.	136	136	Papadopoulos, Marcus S.	164	185	Poole-Wilson, Michael C.	121		
* Noor, Faiz A.	146	Olayiwola, Abdur-Rahman	156	156	Papworth, Thomas J.	29	177	Pooley, Brenda	100		
Norman, Alexander J.	33	Oldman, Michael	29	29	Paramakumaran, Navaratnam	24	130	Pooley, Brenda	128		
* Norman, Elaine	147	Oldroyd, Margaret	116	116	Pardeo, Michael H.	156	150	Poore, Corina	128		
Norman, Henrietta	183	Olende, Christine J.	179	179	Parekh, Nitin	10	141	Poorun, Storm	159		
Norman, Stephen P.H.	9	Oley, Nathan D.	172	172	Parekh, Umesh H.	117	94	Poorun, Tamra	157		
* Norrie, Amanda K.	47	Olford, Paul K.	177	177	Parfett, Barry J.	16	16	* Perfect, Stephen E.	46		
* Norrie, Gordon	27	Olijai, Meher	70	70	Parish, Stanley	94	17	* Popham, John A.	47		
North, James D.	105	* Oliver, Adrian J.	34	34	Park, David J.	164	158	* Popham, Rosa	46		
Northover, Edwin J.	171	Oliver, Rosemary W.	28	28	* Parkash, Ayodhiya	147	71	Popov, Julian G.	156		
* Northover, Patricia A.	3	Oliver, William J.	70	70	Parke, John A.C.R.	29	16	Poppleton, Sallie J.	177		
* Northover, Warren W.	4	* Ollerenshaw, Eric	65	65	* Parker, Darren R.	63	16	Poppy, Audrey	8		
Norton, Roy	77	Olukoga, Mutiu	59	59	* Parker, Derrick J.	29	16	* Porter, David R.	152		
Norton, William G.D.	169	* Omar, Asad	82	82	* Parker, Gary	58	15	Porter, Graham	34		
* Nosegbe, Florence D.	120	Omar, Kausar	83	83	Perrott, Barbara J.	170	170	Porter, Jeffrey W.	4		
Notay, Gian	99	* Omer, Ahmed A.	169	169	* Perry, Bridget T.	39	10	Porter, Jeremy W.	184		
Notay, Kirpal	99	* Onuegbu, Crada N.	128	128	* Perry, David R.	86	82	Porter, Julie D.	88		
Nott, Jon R.	105	Opie, Simon A.R.	130	130	Perry, David	111	111	Porter, Katerina	112		
Nowell, David A.G.	10	Or-Bach, Alon	190	190	* Perry, Ian P.	87	104	* Portess, Justin	76		
Nowicka, Pamela	104	Orchard, Douglas	152	152	* Perry, Jan	87	41	Portwin, Barbara	159		
Noyan, Metin	54	* Orhan, Ayfer	53	53	* Perry, Jason S.	128	40	Portwood, Phillip J.	47		
* Noyce, Christopher D.	83	Orpin, James S.	77	77	Perry, John G.	22	15	Postles, Barbara M.	141		
Nteyoho, Edet A.	58	Orr, Brian H.	21	21	Perry, Nick D.S.	21	123	Postles, Graham E.	141		
Nundy, Simon J.	127	Orrell, Brian J.	110	110	Perry, William F.	10	141	* Poston, Dermot D.	58		
Nunn, Robert P.M.	94	Osaigbovo, Florence	65	65	115	115	8	* Potel, Michele J.	35		
* Nunn-Price, Norman H.	94	Osborn, Bryan M.	4	4	123	123	17	Potter, Harry D.	59		
					116	116	16	Potts, Henry W.W.	34		

* Potts, Ian M.	46	Rahman, Motiur M.	134	Rennie, John B.	83	Rosoux, Victoria J.E.	11	* Sathianesan, Paul D.	140
* Poulton, Barry	4	Rahman, Najma	169	* Retter, Andrew J.	93	Ross, Aubrey E.	9	Satih, Lena	121
Povey, Lee T.	8	* Rahman, Oliur	171	Rew, Martin J.	170	Ross, Edward	33	Sattar-Butt, Abdul	21
Powell, Ann-Marie	129	* Rahman, Rohima	140	Reyes, Eduardo C.	159	Ross, Gordon	104	Saud, Abu	83
Powell, Carol A.	104	Rahman, Sajjadur	171	Reynolds, David I.	145	* Ross, John	47	* Saund, Balvinder K.	147
Powell, David	23	Rahman, Tipu	139	* Reynolds, George	188	Ross, Vivian C.	28	Saunders, Beverley	183
Powell, Jennifer A.	29	* Rajuja, Suhail A.	188	Reynolds, Philip M.	8	Rosser, Richard T.	106	* Saunders, Judith C.	134
Powell, Malcolm R.	106	Rai, Hardial S.	3	Reynolds, Theresa M.	145	Rossi, Marie-Louise E.	190	Saunders, Monica J.	151
* Powell, Sally A.V.	71	* Rainger, Sheila J.	76	Rhiney, Vanessa M.	53	Rossi, Marie-Therese A.	111	Saunders, Peter E.	29
Powis, Simon J.S.	60	Raingold, Freda	24	* Rhodes, Jill	93	Roulstone, Lynn H.	41	Saunders, Rachael M.A.	169
Powley, Marek D.A.	58	Raisin, Frank A.	23	* Rhule, Sandra D.	156	Round, Stuart	66	Saunders, Winifred	64
* Powney, James E.	22	Raja, Mazhar H.	99	Riaz, Mohammad J.	147	Rouse, Caroline J.	171	* Savva, Eleftherios	52
Poyner, Claire L.	105	* Rajan, Lisa E.	159	Rice, Reginald	77	* Rouse, Simon P.	171	* Savva, George A.	53
Poyser, David G.	105	* Rajendran, Nanoo	39	Rich, Benedict S.	82	Rout, Colin A.	87	* Sawdon, Andrew	122
Pracher, Warwick W.	98	Rajkumar, Gnanasegeram M.	142	Richards, Anthony J.	4	* Routledge, David W.	94	* Sawyer, Alex	177
Prasad, Yuri R.	139	* Rajput, Sachin	10	Richards, Edna	123	Rowe, Alexandra C.	179	Sayer, Michael R.	82
Prashar, Kamal	159	Ramful, Nirma	39	Richards, Francesca E.	76	Rowe, William P.	159	Sayers, Jack J.	22
Pratt, Douglas	127	Ramnarine, Shirley J.	81	Richards, Julian G.	29	* Rowell, Alexis C.	33	Scallan, John	93
Pratt, Rosemary A.	127	* Rams, Robert P.	8	Richardson, John E.	135	Rowlands, Hannah R.H.	123	Scammell, Alison E.	27
Pratt, Simon C.	81	Ramsay, Patricia A.	171	* Richardson, Sarah L.	188	Rowlands, Russell	94	* Scannell, Joan	9
* Prendergast, Janet M.	189	Ramsey, Marjorie F.	86	Richert, Cyril X.	183	Rowley, Gillian L.	47	Scarlett, Sarah L.	99
Prendergast, Peter J.	188	* Ramsey, Roger E.	86	Riches, Joseph A.J.	17	* Rowley, Lee B.	189	Sceney, Paul J.	52
* Prentice, Sally	121	Rana, Kashif	146	Richmond, Christian	153	Rowley, Simon J.	46	* Schafer, Paul W.L.	139
* Prentice, Yvonne W.	10	* Randall, Belinda	183	Richmond, Harriet E.	106	Roy, Donald J.	184	Schmitz, David R.	75
Prescott, De Quincy C.	76	Randall, Edward J.	58	Richter, Fabian F.	156	Roy, Smarajit	121	Schneider-Cullen, Ann	112
Prescott, Erline V.	76	* Randall, James A.	47	* Ricketts, Bart L.	116	Rozenberg, Gabriel S.	75	* Schneiderman, Alan	11
* Prescott, Martin L.	54	* Randall, Marie-Christine	46	Ricketts, Carole	33	Ruiz, Sarah J.	140	Schofield, David L.	53
Preston, Arthur J.	92	Randall, Timothy S.	147	Ricketts, Robert	35	* Rush, Valerie M.	3	* Schopflin, Jane	33
* Price, Andrew R.	39	Randell, Paul S.	87	* Riddle, Brenda J.	88	* Russell, Barry A.	164	Schulz, Leo N.	105
Price, Anthony J.W.	112	Randles, David J.	47	* Rideout, Catherine E.	27	Russell, Jane	129	Schwartz, Barry	54
Price, Belinda M.	28	Rangasamy, Jeeva P.	29	* Rideout, Charles J.	29	* Russell, John F.	128	Schwartz, Francine	105
Price, Bill	52	Ranger, Kulveer S.	100	Rider, Bronwyn A.	94	Russell, John R.	184	Scopes, Peter G.	15
Price, Christopher J.	27	Rappaport, Rosalyn M.	8	Ridgeon, Jhansi	183	Russell, Nicholas L.	178	* Scoresby, Kay D.	171
Price, Derek G.	87	* Rashid, Mohammed M.	171	Ridley, Yvonne	171	Russell, Susan	10	* Scott Russell, Melanie J.	71
Price, Emma V.	29	Rashid, Shahnaz S.	179	Rigby, Robert C.A.	190	* Rustem, Lawrence	4	Scott, Alan J.	87
Price, Evan	76	Rashid, Taifur	145	Riley, Timothy	10	Rutherford, Elizabeth R.C.M.P.	111	Scott, Andrew	22
Price, Leslie	163	Ratcliffe, Paul G.	71	Ring, Anna	117	Rutstein, Simon	92	* Scott, David A.H.	46
Price, Roger J.	116	* Rathbone, Ian	65	Riordan, Nora	129	Rutter, Jill	129	Scott, David G.	88
* Price, Thomas W.	65	Ratnaraja, Patrick R.	39	Risley, Simon C.	70	* Rutter, Lisa	8	Scott, John M.	9
* Prichard, Brian N.C.	183	Rattigan, Eugenia P.	122	Risner, Pamela J.	151	Rutter, Noah A.	121	Scott, Julie R.	82
Prichard-Jones, David J.	122	Rattray, John M.	183	* Ritchie, Shireen O.	110	Ryan, Christopher P.R.	88	* Scott, Linda A.	135
* Priddy, Catherine E.	130	Rauf, Abdul	59	Rivlin, Yvonne L.	77	* Ryan, Gerald M.	41	* Scott, Matthew R.	17
Prideaux, Francis M.	189	Rauf, Abdul	142	Rizvi, Sakina S.	76	Ryan, John T.M.	185	Scott, Nicola R.	53
Pridham, Eric	163	Raval, Dave	177	Rizvi, Syed M.I.	136	* Ryan, Joyce E.	146	Scott, Nigel P.	78
Priest, Christopher R.	115	Rawana, Sabelo	93	Rizvi, Yasmin	75	Ryan, Mary E.	165	Scott, Paul E.	81
Priestley, Christopher	106	* Rawlings, Barry J.	8	Roach, Allen H.	86	* Ryan, Patrick T.	42	* Scott, Paul W.	42
Prince, Joy I.D.	40	* Rawlings, Benjamin C.	33	Roach, Lee	128	* Ryder-Mills, David R.	115	Scott, Ralph	34
* Prince, Keith A.	145	Rawlingson, Melanie J.	104	Rob, Mohammed A.	139	* Rye, Michael J.	54	* Scott, Ralph J.	145
Pringle, Margaret A.	111	* Rawlinson, Joan E.	4	* Robbins, Gary A.	53	Ryerson, Peter M.	92	* Scott, Roderick F.	135
Prior, David A.	15	* Ray, Marisha P.	104	* Robbins, Christopher A.	177	* Sabharwal, Neil	121	* Scott, Sylvia	128
Prior, Huw E.	35	* Ray, Radhikaranjan	83	Robbins, Glyn	171	Sachdev, Onkar	99	Scott, Terence C.	127
Pritchard, Gary M.	134	Rayment, Stewart G.	171	Robbins, Mark N.G.	47	Sachon, James	163	Scrase, Richard J.	141
Pritchard, Jonathan D.	164	Raymond, Barbara	129	* Robbins, Peter	121	Sadiq, Muhammad I.	183	Scrase, Richard J.	156
Pritchard, Susan B.	110	Raymond, Juan-Pablo	112	Roberts, Adrian K.J.	135	Sadra, Pramjit S.	86	Scrimgeour, Daniel V.	22
Probert, Sarah J.	47	* Rayner, Hugh R.	9	Roberts, Barry W.	140	Safir, Lawrence S.	22	Scrimshaw, Doreen A.	117
Prosper, Shantelle T.	141	* Rayner, Keith A.	176	* Roberts, Christopher J.	59	Sage, Andrew P.	169	Scrimshaw, Kenneth W.	117
Protheroe, Benedict	34	Razuki, Ghada	139	Roberts, Gary D.	86	Said, Atallah S.	47	Scrivener, Philip	17
Proudfoot, William A.	41	* Rea, Felicity M.P.	33	* Roberts, Glenys M.	190	Sainty, Sophie P.	70	* Scully, Paul S.	163
Prue, Alan G.	93	Rea, Tony S.	189	* Roberts, Karen A.	29	Sako, Aboubakar	123	Scott, Alan	16
Pryor, Anne	178	Read, Philip D.	17	Roberts, Keith A.	86	Salam, Abdul	35	Seadon, James E.	16
Pryor, Derek R.	177	Reader, David	58	* Roberts, Kirsty	34	Salaman, Myer R.	48	Seaman, Miles A.	33
Psatha, Maria	106	Reader, Irene P.	17	Roberts, Michael C.	9	Salaun, Francis P.M.D.	46	* Seaman-Digby, Scott M.	93
* Puddifoot, Raymond J.	93	* Reader, Peter R.M.	17	Roberts, Monica	22	Saleem, Sana	141	Searle, Catherine L.	152
* Pugh, Henry R.M.	185	Real, Thomas L.	42	Roberts, Owen G.	152	Salice, Luca	33	Searle, Thomas E.	136
Pulham, Adrian M.J.	105	Reap, Donald W.	92	* Roberts, Roger D.C.	164	Salik, Rashid	139	Seaton Brown, Jennifer	64
Purcell, Josephine	52	Reap, Margaret B.	94	Roberts, Timothy J.K.	10	* Salinger, Brian L.	10	* Seaton, Martin	157
Purewal, Jagdev S.	148	* Reardon, Geraldine A.	179	Robertson, Barbara J.	145	* Salinger, Catherine A.	8	Sedgley, Roger P.	127
Purewal, Naman W.K.	99	* Reason, Linda A.	4	Robertson, Hugh	189	* Salique, Mohammed A.	169	* Sedgwick, Keith A.	34
Purkiss, Gary W.	46	Record, Anna K.C.	151	Robertson-Molloy, Jean	53	Salmon, Cyril E.	164	Sedze, Eugene	82
Purnell, Christopher A.	27	* Reddin, Denise S.	29	Robins, Nicholas V.J.	135	* Salmon, Nicola J.	157	Sedzher, Pravin K.	22
Purnell, Rosina	88	* Reddin, Neil R.	29	Robinson, Denys	59	Salter, Alan J.	163	Seeff, Geoffrey M.	147
Purrmann, Regina E.	128	Redding, Gary	60	Robinson, Edward C.	157	Salisbury, David J.	116	Seeff, Monique	145
* Pycock, Graham H.	121	Redfern, Andrew M.	129	Robinson, Emily	185	Salisbury, Rosemary A.	115	Seenath, Sunita	86
* Pye, Marie E.	178	Redshaw, Hazel E.	146	* Robinson, Geoffrey S.	53	Samiotis, John	35	Segal, Gregory B.	86
Pyke, Richard C.E.	88	Redvaldsen, David A.	111	Robinson, Howard C.	128	Sampson, Lloyd P.	104	Segall, Kate G.A.	152
Pyke-Lees, Joan W.	135	Reed, Roderick A.	29	* Robinson, Lewis	157	Sampson, Susan	100	Segre, Daphne M.	190
Quadir, Abdul	33	* Reed, Steve	120	Robinson, Mary E.	141	* Sams, Raymond S.	17	Segura, Nikolai	148
Quadir, Mohammed B.	41	Reeds, Kathleen	165	* Robinson, Roger L.	35	Samson, Robert A.	86	Sehbai, Daljit	116
Quantrill, Lance C.	153	* Reen, Mark I.	48	* Robson, Alexandra E.K.	46	* Samuel, Geoffrey J.	151	Seibe, Astra I.	46
Queen, George D.	34	Rees, John W.	169	* Robson, Brian	129	Samuel, Mark R.L.	40	Sekers, Charlie	158
* Quibell, Richard	59	Rees, Leonard	63	Robson, Christine	110	Samuels, Kate	159	* Sekhon, Jagir K.	58
Quick, Christine M.	99	Rees, Linus W.	33	Robson, Lynnda N.	40	* Sanders, Darren	120	Selby, Ernest M.	82
Quinn, Aaron	184	* Reeve, Paul	185	Robson, Margaret W.	152	Sanders, Julian	128	Selby, Rupert S.	66
* Qureshi, Ali M.	147	Reeve, Richard H.	52	Roche, Christopher D.	104	Sanders, Moira R.	185	Selby, Stephen A.	66
* Qureshi, Mashoodul F.	177	* Reeves, Brian R.	48	* Rochford, Paul N.	86	Sanders, Shaun L.	64	Seligman, Paul O.	105
* Qureshi, Mushtaq A.	189	Reeves, Eleanor C.	128	Rodgers, Michael G.	183	Sanderson, Ian V.	87	* Selva, Mike	39
* Qureshi, Naheed	178	Reeves, Terence C.	128	* Rodin, Jeffrey L.	52	Sanderson, Peter J.E.	33	Senior, David N.	164
* Qureshi, Papaya R.	190	Regan, June D.M.	47	* Roe, Philippa M.	189	Sandhu, Arundeeep	47	Senior, Helen A.	165
Rabbatts, Helen C.	29	Regan, Paul E.	142	* Rogers, Colin G.	9	* Sandhu, Avtar S.	93	* Senior, John G.B.	184
Rach, Girish A.	98	Rehman, Habib	148	Rogers, Dorcas K.	122	* Sandhu, Param J.S.	47	Senitt, Alan C.	9
* Radford, David A.	146	Rehman, Sajid	141	Rogers, Duncan W.	81	Sandilands, Hyacinth V.	54	Sentivani, Maria	4
Radford, Graham F.K.	30	* Reid, Barbara A.	100	Rogers, Maureen	83	* Sandys, Duncan J.W.	190	Service, Sophia A.L.D.	189
Rae, Alexandra E.	129	* Reid, Errol E.	76	Rogers, Paul G.	8	Sanger, Rachel	49	Sethi, Paramjit K.	94
Rae, Benjamin C.	64	* Reid, Ian A.	115	Rogers, Paul M.	39	* Sangha, Sohan S.	98	Sexton, David F.	16
Rafique, Shaheen A.	177	* Reid, Katharine M.	115	Rolfe, John A.	35	* Sansarpuri, Robin	94	* Seymour, Anthony H.	82
Rahim, Abdul	142	Reid, Lorna	104	Rolph, Frederick J.	54	Santos, Mark A.	146	Seymour, John K.G.	48
Rahman, Akikur	169	Reid, Malcolm D.	58	Rolph, Gwyneth W.	52	* Santry, Elisabeth J.	77	* Seymour, Martin J.	151
Rahman, Ataur	53	Reid, Rodney	120	* Romain, Richard D.	81	Sapietis, Una	34	* Seymour, Melvin N.	16
Rahman, Ataur	171	Reid, Stuart T.	28	Roper, Richard W.	8	Sarai, Harbinder	98	Shackleton, Richard N.	59
Rahman, Foyzur	3	Reilly, Elizabeth P.	49	Roscoe, Mark StJ. W.	152	* Sardar, Abdul A.	170	Shadbolt, Gillian	53
Rahman, Habibur	171	Reilly, James	48	Rose, Denise E.	158	* Sargeant, Gillian W.	8	Shah, Aneka	81
Rahman, Helal	170	* Reith, Barbara	86	* Rose, Harvey B.	49	* Sarkar, Naz	178	Shah, Deven	22
* Rahman, Lutfur	172	* Reith, Lorna M.	77	Rose, Margaret J.	49	Saroop, Vaneeta	111	Shah, Dinul H.	172
Rahman, Lutfur	172	Rendel, Margherita N.	188	Rosenbaum, Alef	184	Sartor, Robert A.	115	* Shah, Lakmini S.	140
Rahman, Mohammed A.	172	Rennie David G.	75	Rosenberg, Daniel B.	75	Sartori, Peter A.	76	Shah, Mukesh	82

Index of candidates

* Shah, Navin	82	Simons, Michael J.	92	Smith, Ronald J.	83	Stauber, Eva	65	Taank, Nathalal J.	99
* Shah, Rajeshri N.	83	Simons, Michael L.	65	Smith, Stephen J.	157	* Stauber, Joseph S.Z.	63	* Tabari, Sharan	188
* Shah, Vijaykumar K.	24	Simons, Patricia A.	165	Smith, Stephen P.	165	Stead, Barrington J.	71	Taffs, Keith I.	86
Shahbaz, Sumner	141	* Simpson, David W.	135	Smith, Susan A.	3	* Stead, Brian	92	Taggart, Christopher J.	81
Shahid, Mohammed A.	170	* Simpson, Jonathan A.	35	Smith, Susan M.	122	Stears, Claire L.	164	Taher, Julia	171
* Shahul-Hameed, Manju	39	Simpson, Josephine D.	185	Smith, Sydney H.	128	* Stears, Colin H.	165	Tailor, Sunil	122
Shahzad, Ahmad	24	Simpson, Richard J.D.	169	* Smith, Terence F.	54	* Stears, Susan M.	165	Taimuri, Nighat S.	116
* Shaikh, Shuja	65	Sinclair, Christopher R.	122	* Smith, Trevor	122	Steed, Andrew T.	48	Talati, Rustom H.	140
Shakespeare, Matthew J.	159	* Sinclair, Graham F.	176	Smith, Trevor R.	185	* Steed, Jeffrey R.	3	* Tambourides, Andreas	8
* Shaikoor, Abdul	140	* Sinclair, Nicola J.	145	Smith, Tristan J.L.	190	* Steed, Robert M.	115	Tan, Anna	65
* Shard, Elizabeth M.	117	Sinclair, Penelope A.	120	Smith, Vanessa K.	99	Steedman, Derek C.	15	* Tandy, Colin L.	17
Sharer, Bella	65	Singh Madhar, Tejinder	41	Smithard, Jane C.G.	189	Steedman, Paul A.	122	Tanna, Ashwinkumar	157
* Sharer, Ian D.	63	Singh, Ajit	100	* Smith-Pryor, Sheila	177	* Steel, Arthur R.	22	Tansley, Kathryn	106
* Sharif, Nadia J.	148	* Singh, Amarjit	141	Smulian, Mark	63	Steel, Margaret J.	52	Tansley, Romney	40
Sharma, Baldev K.	83	Singh, Gulbansh	48	Smuts, David A.	10	Steel, Michael C.F.	54	Tanto, Paul G.N.	152
Sharma, Darshan K.	148	* Singh, Gurcharan	47	Smyth, Ralph J.M.	65	Steel, Robert W.	163	Tarling, Arnold E.	58
* Sharma, Dev R.	147	* Singh, Harbhajan	24	Snagge, Thomas J.	120	Steers, Ian S.	190	* Tarrant, Michael G.	16
* Sharma, Jagdish R.	100	Singh, Harbhajan	59	* Sneddon, Gavin F.P.	24	Stefan, Zarko	77	* Tasker, Robert-John	116
Sharma, Ram S.	147	* Singh, Harpinder	60	Snowdon, David A.	171	* Steinberger, Simche	65	Tatam, Robert F.	177
Sharma, Umesh C.	48	Singh, Jagjit	93	Soanes, Bonnie C.	58	Stephen, Susan D.	189	Tate, Cecil D.	165
Sharma, Vina	47	Singh, Jitinder	39	* Sodha, Ansuva V.	11	Stephens, Anthony F.	70	Tatton - Brown, Alexandra M.	111
Sharma, Vinay K.	11	Singh, Lakhsbir	99	Soer, Richard G.	10	Stephens, Elizabeth M.	70	Tatton - Brown, Joe	111
* Sharma, Vinaya K.	146	* Singh, Manjit	48	* Sohoye, Greta	39	* Stephenson, Bill	82	Taverne, Dick	189
* Sharma, Virendra K.	85	Singh, Mohinder	99	Sokolowski, Tomasz J.	188	Stephenson, Pamela	147	Taverne, Janice	190
Sharma, Yogendra N.	87	Singh, Rajinder	49	Solanki, Bharti	82	Stepton, Claire D.	3	Tawiah, Comfort	66
Sharman, David T.	58	Singh, Satnam	146	* Solanki, Dinesh B.	83	Stern, Jillian D.	47	Taylor, Andy	104
Sharpe, Anthony J.	169	* Singh, Satnam	146	Solanki, Vijay K.	116	Steven, James B.	52	* Taylor, Barrie K.	189
Sharpe, Rosalind P.	106	Singleton, Michelle J.	122	Soley, Anita	98	Stevens, Denis H.	87	Taylor, Barry I.	59
Shaughnessy, Michael J.	75	Sisauri, Lela	60	Solomon, John	82	Stevens, Guy	86	Taylor, Brian H.	27
Shaw, Alexander S.J.	188	Sisson, Guy	157	Solomons, Janet F.	9	Stevens, Janine D.G.	59	Taylor, Carl G.	64
* Shaw, Carol A.	21	Sisson, Richard H.W.	21	Solomon, George A.	65	Stevens, John C.C.	190	Taylor, Christine M.	93
Shaw, Joanna E.	159	Sisupalan, Balan N.	76	Somers, Derek G.	152	Stevens, Margaret R.	11	* Taylor, Christopher J.M.	58
* Shaw, Paula M.	39	Sitkin, Alan L.	54	Somers, Rosemary	110	Stevens, Rebecca B.	128	Taylor, Christopher W.	29
Shaw, Peter	94	* Situ, Tayo A.	158	Somers, William A.	110	* Stevens, Timothy C.	28	* Taylor, Douglas	53
Shaw, Raymond J.	87	* Sizer, Eric G.	178	Somerville, Robin	54	Stevens, Wendy	86	* Taylor, Enley C.	40
* Shaw, Roy E.	34	Skalla, Jill	53	* Somper, Dawn A.	33	Stevenson, James	129	* Taylor, Frances	112
Shaw, Simon J.	140	Skeet, Paul A.	163	Son, Brian	169	Stevenson, Norman S.	83	Taylor, Geoffrey	87
Shaw, Susan K.	88	* Skelly, Robert J.	157	Sondh, Jallo	49	Steventon, Keith	64	* Taylor, Geoffrey N.	66
Shaw, Toran J.	46	Skidmore, Christopher J.	105	Sondh, Manmohan	49	Stevens, Claire J.	58	* Taylor, George R.	29
Shawcross, Rachael A.	75	Skipworth, Janet	83	South, Laurie	116	Stewart, Esther	115	Taylor, John B.	120
Shawcross, Stephen J.	78	Skipworth, John	83	Southcott, Gordon J.	134	Stewart, James	135	Taylor, Kathryn M.	28
Shearer, Claire	163	* Skyers, Mary M.	139	Southgate, Jeremy	53	* Stewart, Mark J.	88	Taylor, Lane A.P.	141
* Shears, Deborah J.	134	* Sladden, Loraine P.	145	* Southgate, Peter W.	135	* Stewart, Rebecca L.	99	Taylor, Marianne V.	189
Sheehan, Phyllis D.	171	Sladowsky, Marianne	9	Sowberby, Stephen L.	10	Stewart, Roger P.D.	120	Taylor, Paul	5
* Sheehan, Shaista	152	* Slark, Jenny S.	163	Sowter, Timothy C.	27	* Stewart, Ruth A.	35	Taylor, Peter	184
* Sheekey, Patricia L.	140	Slater, Gerda	15	Soyoye, Charles O.	60	Stibbe, Theresa S.	53	Taylor, Peter C.	136
Sheerins, Alan	98	Slater, John A.	185	Spacey, Michael A.	136	Stimson, Deborah E.	129	* Taylor, Phillip J.V.	48
Sheffield, Nicholas J.	104	Slater, Stuart R.	15	Spalding, Peter L.	39	* Stockbridge, Ronald	127	Taylor, Phillip B.	152
* Sheik, Mackie U.	156	* Slaughter, June E.	17	* Spall, Lisa A.	104	Stocker, Catherine	94	Taylor, Richard C.H.	136
* Sheikh, Abdul K.	140	* Slaughter, Michael A.	17	Spall, Marian	105	Stocker, Kay S.	28	Taylor, Robert M.	86
Sheikh, Mohammed A.N.	142	Slinger, John A.	185	Sparling, Adam	33	Stockley, Neil R.	58	Taylor, Roger C.	39
* Sheinwald, Stanley	82	Slipaczek, Filip G.J.	8	Sparling, James P.	123	* Stokes, Ruth E.	185	Taylor, Shaun	100
Shekyls, Walter R.	27	* Slipper, Avril E.M.	39	Sparrow, David G.	151	Stokes, Terence G.	147	Taylor, Simon P.	157
Shellhorn, David A.	136	Sloane, Harriet L.	35	Sparrow, Patricia M.	8	Stone, Brian	66	Taylor, Stephanie J.C.	190
Shelmerdine, Valerie	184	* Slocombe, Agnes C.	11	* Sparrowhawk, Edward H.	142	Stone, Christopher C.	146	Taylor, Valerie	145
* Shelton, Penelope A.	116	Smalldon, Jonathan D.	151	Spawls, Louisa M.	151	Stone, Jacqueline	54	* Tebbutt, Henry A.	86
Shenker, Jeffrey M.	64	Smallman, Melanie L.	70	* Speakman, Donald S.	41	Stone, Nicholas G.	130	Tebbutt, Henry A.	67
Shepherd, John D.	16	* Smart, Anita G.	93	Speed, Wendy M.	183	Stone, Nicholas K.	54	Tee, Simon L.	80
* Sheppard, Laura F.	176	Smart, Corinna M.M.	100	Speed, Frances M.	28	Stone, Philippa J.	123	Teh, Soon H.	8
Sherratt, Geoff D.	3	Smart, Michael W.	58	Spence, Judith	58	* Stone, Solveig	94	Telford, John	134
Sherratt, Heather H.	120	* Smeath, Robert J.	158	Spence, Roger N.A.	58	Stone, Trevor	52	* Teli, Yogesh	82
Sherwood, Julian A.J.	75	Smith, Adrian P.	127	Spence, Stephen B.	135	* Stops, Vincent R.A.	64	Templeton, Alan A.	33
Sherwood, Philip T.	93	Smith, Alan G.	41	Spencer, Caroline	170	Story, Alexander P.	171	Terrey, Audrey K.	41
Shields, Simon G.	184	* Smith, Alan	127	Spencer, John B.	158	Stott, Robin	59	Terrill, Anthony	65
* Shields, Tony A.	164	Smith, Alexandra	87	Spencer-Smith, Gerald P.H.	70	Stranack, Andrew J.	40	Terry, Stephen	176
* Shillingford, Pearson J.	139	* Smith, Althea M.	158	Spicer, Laurence	185	Strange, Hanne	53	* Tesler, Simon	65
Shimwell, David	106	Smith, Andrew C.	59	Spiller, Tatton L.	33	* Stranger, Harry R.	28	Teverson, Paul D.	123
Shingleton, Rebecca M.	134	Smith, Andrew G.	129	Spink, William A.	87	* Stratton, Carol E.	151	* Tewari, Virendra K.	148
Shocket, Godfrey S.	184	Smith, Anthony	82	Spinks, Michael J.	52	Street, John R.	29	Thacker, David T.	76
Shocket, Susan	185	* Smith, Barbara G.	104	Spitzel, Anthony M.	23	Streeten, William E.	146	Thacker, Guvant J.	81
Shoesmith, Philip M.	121	Smith, Barry A.	178	Sproit, Valerie	146	Streeter, Gareth B.	120	Thacker, Rajeev K.	64
Shrimpton, Edward J.	16	Smith, Benjamin F.	33	Squire, Ann	64	* Strickland, Tessa M.E.	184	* Thackray, Rebecca J.	121
Shrimpton, John F.	88	Smith, Charlie	157	Squires, Raymond	128	Stubblings, Judith A.	178	* Thammaiah, Keekira A.	83
Shrimpton, Margaret A.	17	Smith, Christine F.G.	4	* Squires-Jamison, Zenia R.	135	Suckling, Irene	115	Thane, John S.	34
Shrimpton, William F.	17	Smith, Christopher E.J.	58	St Clair-Legge, Elizabeth A.	70	Suheimat, Miranda R.	163	Thaper, Sumit	48
Shubert, Lester E.	58	Smith, Claire J.	41	St Hill, Crispin R.	179	Suhel, Shah M.R.I.	172	Thayalan, Wydeeswaran	114
Shufflebotham, Roy D.	29	* Smith, Colin P.	29	St John, Rasjidah	75	Sulaiman, Takki E.	75	Theobald, Andrew C.	165
Shukla, Anand	159	Smith, Edgar	86	Stacey, Edward J.	177	Sullivan, Jeniffer E.	177	* Theobald, David G.	164
Shukla, Shailesh	21	* Smith, Edward M.	54	* Stacey, Jason A.	47	* Sullivan, Robert F.	178	Theobald, Susan D.	163
Shukla, Shamit	53	Smith, Geoffrey N.	136	Stack, Kevin E.	92	* Summers, Steven P.	190	Thick, Angela M.	16
Shukur, Abdus	171	Smith, George	156	* Stacy, Terry	105	Summers, Timothy J.	121	Thiessen, Ulla	24
Shuter, Arthur C.	64	* Smith, Gregory D.	71	Staff, Liam J.	134	Sumner, Jake T.	33	* Thistle, Roger G.A.	165
Shuttleworth, Brenda M.	21	Smith, Hilary C.	151	* Stafford, Andrew	52	* Sumner, Nigel R.	47	* Thom, James S.	183
Sibley, Andrew D.	100	* Smith, Jacqueline A.	60	Stafford, Benjamin	141	Sund, Charanjit	48	Thomas, Barrie R.	15
Siddiqi, Farrukh S.	148	Smith, James R.	75	* Stafford, Denise	139	Sunger, Darshan S.	148	* Thomas, Bobby	22
Siddiquah, Aisha	139	Smith, Jennifer H.	106	Stafford, Jeffery G.	86	Suresh, Krishna	83	Thomas, Christine M.	83
* Siddiqui, Mohammad S.	65	Smith, Joseph V.	52	Staggos, Leo J.	28	* Suresh, Sasikala	82	Thomas, Clifford	81
Sidhu, Jagjit S.	99	Smith, Joyce	165	* Staight, Gary P.	145	Sussex, Julie A.	139	* Thomas, Daniel C.B.	9
* Sidhu, Rajwant S.	60	Smith, Kathryn A.	17	Stainer, Alan I.	52	Sutcliffe, John A.	11	Thomas, Deborah H.	123
* Sidnell, Barbara A.	105	* Smith, Kenneth A.	116	Stainer, Lorice	52	Sutcliffe, John A.H.	81	Thomas, Gillian C.	152
* Siggers, Alan W.	179	Smith, Kerry J.	4	* Stainton, Frances M.	71	Sutherland, Deborah M.	22	Thomas, Jenny T.	134
Silber, Janet	81	Smith, Leslie A.	141	* Stally, Joan	34	Sutton, Damian P.J.	141	Thomas, Jill	39
Silber, Terence B.	83	* Smith, Liam A.	4	* Stamirowski, Eva	127	Sutton, John B.	70	Thomas, Julie V.	98
Silva, Joao A.B.	152	* Smith, Linda K.	63	* Stanberry, Benedict A.	151	Sutton, Lisa C.	141	Thomas, Lisa M.	64
* Silver, Eric	82	Smith, Margaret L.	147	Standen, Barry C.	15	Sutton, Peter	64	Thomas, Lucy S.	35
Silvester, Edgar D.	17	Smith, Margaret R.	127	Standing, Bruce A.	10	Swallow, Ann	147	Thomas, Mark D.	183
Simic, Sasha	63	Smith, Martin G.C.	87	* Stanford, Geraldine P.	134	Swallow, James M.	146	* Thomas, Phillip J.	41
Simler, Dominic A.	64	Smith, Martin P.	157	* Stanier, Eleanor M.	152	Swallow, John P.	148	Thomas, Rhodri	157
Simmonds, Brian	24	* Smith, Nadine E.	3	Stanistreet, Michelle	158	Swan, Jeremy K.	189	Thomas, Richard	34
* Simmonds, David T.	93	Smith, Nicholas J.	81	Stanley, Simon H.F.	70	* Sweden, Richard C.	179	* Thomas, Richard	157
Simmons, Andrew	157	Smith, Pamela J.	98	Stanfield, Esther M.	189	Sweet, Alexander M.	76	Thomas, Stephen N.	128
Simmons, David N.	35	* Smith, Patrick C.	177	* Stanton, Alan P.	77	Swinger, Diana L.	65	* Thompson, Brenda D.	28
Simms, Michael A.	30	* Smith, Paul A.	105	* Stanton, Nicholas P.	158	Swords, Carole A.	170	Thompson, Coral G.	63
Simon, Barbara A.M.	76	Smith, Paul D.	53	* Stark, Michael J.	147	Syed, Shamsul I.	171	* Thompson, Frank N.	117
* Simon, Tobias R.M.	52	Smith, Paul J.	42	* Starns, Geoffrey D.	87	Symons, Harold	63	* Thompson, Frederick H.V.	88

Thompson, Gerald P.	129	Tumel, Francois J-R.	111	Voute, Tom	40	Weatherall, Neil C.	127	Wilkin, John A.	106
Thompson, Kevin B.	65	Turner, Belinda R.	146	Vowles, Christopher	77	* Weatherhead, Doreen M.	111	Wilkins, Nigel C.	111
Thompson, Martin A.	188	* Turner, Bill	171	Waddington, Barbara D.E.	35	* Webb, Daniel R.	10	Wilkins, Richard L.	147
Thompson, Noel B.W.	22	Turner, Charles	128	Waddington, Richard J.	35	Webb, Elaine	92	* Wilkinson, Catherine	52
Thompson, Paul M.	189	Turner, Jacqueline C.	171	Wade, Linda A.	111	Webb, Harry A.	88	* Wilkinson, John P.	15
* Thompson, Peter	100	Turner, Janice	11	Wade, Terence G.W.	3	Webb, James	4	Wilkinson, Rebecca A.	76
* Thompson, Philip	34	* Turner, Kenneth M.	147	Wagner, Erich	33	* Webb, Jessica L.	66	Wilkinson, Susan M.	106
Thompson, Robert S.	151	Turner, Michael	184	Wagstaff, Peggy L.K.	15	Webb, Lawrence J.	87	Wilks, David M.	190
* Thompson, Sheik G.L.	77	* Turner, Michael	29	Wahid, Ikram	140	Webb, Robert	141	Willett, Michael	76
Thompson, William A.	63	Turner, Peter J.	163	Wainwright, Philip C.	34	Webbe, Claudia N.	105	* Willetts, Colin	28
Thompson-Wood, Reuben	64	Turner, Philip J.	35	Wainwright, Margaret G.V.	94	Webber, Sally L.	54	Williams, Alan C.	158
Thompsonstone, Reuben F.	11	Turner, Timothy M.	183	Wainwright, Rupert J.E.	59	Webber, Sam D.	28	Williams, Anthony P.	190
Thomson, Angela J.	104	Turvey, Mary	92	* Waite, Brian	146	* Webbewood, Paul	59	Williams, April	140
Thomson, Leonora H.	47	Tutchell, Derek J.A.	151	* Wakefield, John R.	59	* Weber, Linda	75	* Williams, Beverley S.	99
Thomson, William	190	Tutchell, Eva	151	Wakefield, Louise	123	* Webster, Amanda C.	184	* Williams, Carole P.	64
Thomson-Pottebohm, Silke	58	Tuthill, John	115	Wakeman, Damian	87	Webster, Duncan T.R.	104	* Williams, Charles A.	112
* Thornicroft, Dominic J.E.	158	Twidale, John	58	* Waker, Lee R.	4	Webster, Helen D.	81	* Williams, Christina T.	135
Thorne, Helen R.	117	Twigg, Mark W.	110	* Waker, Philip T.	4	* Wedderburn, Laurance A.	179	Williams, Christopher J.H.	104
Thorne, Jacob D.	112	Twite, Sally P.	35	Wakie, Salah E-D.	37	Wedderburn, Rachel A.	177	Williams, David G.	10
Thornhill, Peter G.	48	Twomey, Dominic A.	4	Walby, Jane K.	74	Weekes, Nigel L.	140	* Williams, David R.	151
Thorpe, Anthony R.	163	* Twomey, Patricia A.	4	* Walden, David S.	184	Weeks, Gladys E.	76	* Williams, David T.	135
* Thorpe, Danny	60	Tyas, Valerie J.	10	* Wales, Simon D.	164	Wegg-Prosser, Victoria	189	Williams, David W.	128
Thrane, Charlotte	64	* Tyler, Paul F.	59	Walker, Andrew J.	146	* Weider, Richard F.	9	Williams, Derek R.	60
Thurburn, Andrew J.	123	Tyler, Quentin	34	Walker, Christine	58	* Weinberg, Alan E.	145	* Williams, Donovan W. StJ.	35
Thurgood, Vincent	33	Tyler, Stephen J.	70	Walker, Christopher J.	115	Weir, John A.S.	163	* Williams, Eric G.	178
Tibbetts, Richard	136	Tyndall, John F.	42	Walker, Claire R.	156	Weisenberger, Nicola A.C.	94	Williams, Helen M.	116
Tibbits, Thomas N.D.	122	* Tyne, Joan C.	145	Walker, David	120	* Weiss, Thomas R.A.	81	Williams, Jacqueline A.	86
Tibbs, David C.	106	Uddin, Abul F.M.	188	* Walker, Geoffrey A.	177	Wellard, Deborah A.	129	Williams, Jacqueline O.	106
Ticher, Peter F.	164	* Uddin, Dulal	170	Walker, Gillian C.	164	Wellard, Russell E.D.	130	* Williams, Julia	105
* Tickner, Michael J.	28	Uddin, Mohammed S.	171	* Walker, Imogen	122	* Wellbelove, Christopher	120	Williams, Laurence	16
Tidmarsh, Jacqueline L.C.	178	Uddin, Mohammad J.	170	Walker, June	88	* Wells, Keith F.	86	Williams, Marian	169
Tidmarsh, Richard L.	178	Uddin, Riaz	140	* Walker, Patricia	47	* Wells, Stephen F.C.	28	* Williams, Marion H.	163
* Tierney, James B.	11	* Udeh, Gregory P.	134	Walker, Peter	117	Wells, Terence	169	Williams, Martin D.	183
Tiley, Edward P.	83	* Udell, Brian A.	40	* Walker, Raymond G.A.	59	Wells, Violet P.	176	Williams, Matthew E.	188
Tiley, Stephen E.	83	Uffindell, David C.	75	Wall, Darren J.	127	Wenden, Cynthia J.	178	* Williams, Neil	76
Tilki, Hakkı S.	54	* Ullah, Abdal	171	Wall, Derek N.	111	Wenden, Keith J.	176	* Williams, Regina T.	141
* Till, Alan	129	Ullah, Doros	172	Wall, Raymond M.	47	Wendt, Hilary R.H.	33	Williams, Rhian	184
Tilley, Rosemary S.	116	* Ullah, Salim	169	Wallace, James C.	120	* West, Catherine E.	106	* Williams, Richard J.	135
Timmis, Mark B.	65	Ulmer-Kracht, Elke B.	189	* Wallace, Melvin J.	87	* West, Margaret M.	5	Williams, Richard R.	183
Timson, Anne	127	Umbo, Eileen M.	10	* Wallace, Myfanwy A.	164	West, Patricia F.	42	Williams, Richard W.	28
Tindle, Raymond P.	135	* Umeh, Chinyere M.	71	* Wallis, Peter	163	West, Paul F.	41	Williams, Robert I.	185
Tindling, Frederick	4	Underwood, Barbara	152	Walmsley, Stuart	99	West, Peter J.	15	Williams, Roger	99
Tink, Michael P.	42	Underwood, Jennifer L.	183	Walsh, Benjamin S.	134	West, Stephen	16	Williams, Ronald S.	164
Tippett, Gwynfor	129	Underwood, Paul	94	Walsh, Matthew P.	88	Westaway, Jenny L.	33	Williams, Tanya R.	152
Tiyamiyu, Suraju-Deen O.L.	65	* Unlur, Muttalip	66	Walsh, Michael A.	9	Westcombe, Michael	60	Williams, Timothy S.	88
* Tobias, Peter H.J.	70	* Urquhart, Nicola M.	151	Walsh, Neil	156	Westmorland, Barbara	151	Williamson, Andrew D.	142
Tod, Caroline J.	110	* Usher, Caroline H.M.I.	183	Walsh, Terence M.	184	* Wharton, Robert	23	Williamson, Graham K.	86
* Todd, John R.	98	Usher, Michael S.	94	Walsh, Thomas J.	134	Whately, Robert J.	100	Williamson, Malcolm	139
* Todd, Michael G.	184	* Uz-Zaman, Motin	171	Walter, Gerard A.	183	Wheatley, Alan R.	35	Williamson, Shirley	142
Todd, Vivienne	158	Vagg, Carol A.	115	* Walter, John F.	178	* Wheatley, Robert	179	Williamson, Stephen C.	140
Togher, Bernadette	54	Vaiani, David N.	104	Walters, Lorraine A.	41	Wheeler, Elizabeth J.	188	Williamson, Vivienne R.	23
* Toki, Abdul A.	188	* Vaja, Jyoti	104	Walters, Mark G.	172	* Wheeler, Terence V.	176	Willis, David I.	134
* Tombolis, Frixos G.	190	* Valcarcel, Christiana D.	121	* Walton, Dean M.	127	Whelan, Alan	47	Willis, Diane F.	88
Tomlinson, Brian	183	Valery, Marie J.	178	Wanchai, Chalee	83	* Whelan, Clare R.	123	Willis, Richard J.	164
Tomlinson, Isobel J.	48	Valladeres, Mark J.	159	Ward, Anthony	58	* Whelan, John A.	123	Willis, Sean L.	86
Tomlinson, Paul E.	34	* van Colle, Irwin	21	Ward, Christopher R.	185	* Whelton, Martin J.	135	* Willmott-Denbeigh, Kay	92
* Toms, Brian E.	28	van den Hende, Linda J.	88	Ward, Diarmaid J.	9	Wherry, Matthew H.J.	151	* Willoughby, Laura	105
Toms, Leonard C.	92	van der Borgh, Nicholas	121	Ward, Martina J.	158	Whitaker, Sonia M.	29	Wills, Lucy K.	35
Toms, Simon P.	104	van Driel, Christopher J.	54	Ward, Sarah	40	White, Barbara F.	147	Wills, Sylvia	151
Tonks, Kevin A.	87	van Ingen, Alexander C.	136	Ward, Thomas R.	59	* White, Eugenie K.	71	Wilson, Judy	130
Ton-That, Peter	170	van Kalwala, Zaffar	24	* Ward, Veronica M.	159	White, Francis P.	116	Wilmshurst, Euan G.	54
Toolan, Bernard	54	van Terheyden, Alexander R.	64	Wardle, Elizabeth R.	8	White, Herbert G.	4	* Wilson, Alexander J.	58
Toolan, Judith	54	* Vanier, Bernice A.	77	Wardle, Jonathan J.	189	White, Herbert P.	87	* Wilson, Allan	98
Toolan, Rebecca M.	54	Vann, Kathleen A.	88	Wardle, Philip J.	189	* White, James C.	116	Wilson, Anne B.	48
Toole, Steven T.	59	Vanstone, Benjamin	23	Ware, Charles W.	105	White, Janet	15	Wilson, Barbara M.	146
Toomey, Margaret A.	28	Vardakis, Panayiotis K.	110	* Ware, Hazel E.	48	* White, John R.	5	Wilson, Elizabeth	33
Toor, Tarlochan S.	100	Vargas, Josefa	146	* Warne, Jonathan C.McD.	136	White, Kenneth P.	46	Wilson, Margot	53
Tooze, John L.	39	Varma, Surinder N.	48	Warne, Margaret E.	81	White, Margaret R.	4	* Wilson, Michael R.	152
* Toze, Graham N.	164	Varsani, Vipinprakash	81	* Warner, Judith A.	188	* White, Michael J.	88	Wilson, Monica	189
Topol, Steven J.	152	Vase, Rosemary	117	Warner, Rosemary	63	* White, Michael R.	92	* Wilson, Neil J.	141
Torres, Rhoda M.	188	Vasey, Sian C.	49	Warren, Bradley M.	82	White, Penelope A.	88	* Wilson, Richard J.	77
* Torrington, Rosemary C.	185	Vaswani, Edelgard	11	Warren, John	21	White, Peter J.	87	* Wilson, Ronald W.	135
Touma, Charbel	47	Vaughan, Jenny R.	71	* Warren, Keith R.H.	153	* Whitehall, Robert W.	147	Winborn, Alan J.	39
Toussaint, Calistra	76	* Vaughan, Rory J.	70	Warren, Patrick M.	183	Whitehead, Anne E.	82	* Winborn, Susan	48
Towler, David	163	* Vaughan, Winston T.	140	* Warrick, Paul T.P.	112	Whitehead, Enid A.	188	Winborne, Pamela A.	140
* Townsend, Sam J.	122	* Vaught, Peta V.	99	Warshaw, Ronald D.	82	Whitehead, Jill L.	163	Winbourne, Barbara	129
Towner, Adam W.	185	* Veale, Leighton	135	Warshaw, Sylvia	83	Whitehead, Suzanne M.	123	Windall, Gillian F.	20
Townsend, Rebecca	170	* Vearncombe, Michael G.	189	Warwick, David A.	58	Whitehouse, Christopher	121	* Windle, Simon A.	15
Townsend, Gemma R.	128	Veacock, Inge R.	48	Washbrook, Miles R.J.	176	* Whitham, Graham G.	163	Wingate-Saul, Priscilla K.	100
* Tracey, Katharine R.	185	Veitch, Lee	159	Washington, Richard C.	106	Whiting, David	128	* Wingfield, Robert I.	156
Tracey, Kenneth J.	28	Vekaria, Jitendra P.	82	Wason, Bobbie	99	Whittington, Brian I.	120	Wingrove, Paul A.	163
* Treble, William F.	151	Vernazza, Andrew	93	* Waters, John	16	Whitlock, Rosemary L.	157	Winkfield, Nicholas J.	48
Trehearne, Edward G.P.	71	Vernazza, Jennifer	94	Waterworth, John	27	Whitney, Reginald	88	Winn, Jane A.J.	71
Treloggan, Charles W.A.	71	* Vernon, Patrick P.	65	Watkins, Brian J.	9	Whitson, Margaret	3	* Winskil, David L.	75
* Trigg, David S.F.	152	* Versallion, Mark A.	81	Watkins, Laura H.A.	34	* Whittaker, Stephen R.	86	Winter, Andrew C.	129
Tritschler, Neil J.	128	Vickers, Peter	58	Watkins, Sheila H.	147	Whittall, John T.D.	151	Winter, Michael A.	88
* True, Nicholas E.	151	Vickery, Albert R.	185	Watling, Bill	121	Whittam, Kathleen	159	Winterbotham, Melanie M.	93
* Truesdale, Peter J.	120	Vickery, Monica E.	185	Watson, June P.	87	Whittle, Peter R.	58	Winton, Jens G.	130
Trup, Michael	54	* Vince, Glynis L.	53	Watson, Mark	39	Whyatt, Adrian D.	70	Wise, Darren C.	87
* Truss, Elizabeth M.	58	Vinco, Roger D.	53	Watson, Neil C.	157	* Whyte, Monica P.	76	* Wise, Susan	129
Tsambas, Andrew	92	Vincent, Bryan T.	88	Watson, Neville K.	88	Wicksteed, Charles E.K.	8	* Withey, Simon J.	136
Tsambas, Thelma	93	Vincent, Carole A.	178	Watson, Trevor	141	Wicksteed, Yvonne	10	Wood, Caroline B.	87
Tuck, Robin T.	111	* Vincent, Gerald M.	4	Watson, Winifred G.	71	Wiggett, Ivor	53	Wood, Eleanor C.	106
Tucker, Doreen G.M.	3	* Vincent, Susan	34	* Watt, Lucy E.	104	Wiggett, Joy C.	53	Wood, Joy E.	35
* Tucker, Jeffrey	88	Vineall, Katherine P.	159	Watts, Mary C.	116	Wigley, Edwin R.	40	Wood, Michael D.	87
* Tucker, Simon P.	141	* Vineall, Nicholas E.J.	159	* Watts, Richard C.	106	Wilcox, Clair L.	123	Wood, Patricia C.	87
Tuffin, Mary E.	147	Virdee, Harvinder S.	140	Watts, Richard F.	29	Wilcox, Tomas N.	157	Wood, Richard A.S.	106
* Tuffs, Darren A.	4	* Virk, Jiwan K.	98	Watzlaff, Marcus R.	35	Wild, James H.F.	128	* Woodcraft, Brian J.	59
* Tullett, Jean E.	23	Visnu Dasa, Karanodakasayi A.	23	Wauchope, Piers A.C.	33	* Wilding, Peter J.	11	Woodford, Lee	159
* Tunncliffe, Pauline A.	29	Vitelli, Siobhan M.	183	* Way, Anthony F.	92	Wilford, Joanne	16	Woodford, Lucy	158
Turner, Martin	183	Voak, David J.	86	Way, Benjamin P.B.	188	Wilkes, Ian H.	11	Woodgate, Paul J.	46
* Turbeville, Robin A.	145	Voller, Rachel A.	148	Way, Marion	94	Wilkes, Ian H.	87	Woodhatch, Victoria M.	70
Turini, Leon H.	21	von Einsiedel, Gwendolyn	158	Wayling, Maureen	127	Wilkes, Jeremy P.E.	87	* Woodley, Louis P.	42
Turley, Anna	185	von Einsiedel, Orlando	159	* Weale, Mary C.	111	Wilkes, Pamela E.	88	Woodroffe, Simon R.	48
Turmaine, Matthew R.	70	von Massow, Nadja M.	75	Wearmouth, William G.	23	* Wilkie, Sheldon A.	183	* Woodrow, Brian	34

Woodrow, Peter F.	177	Wortley, Hilary V.	165	Wyatt-King, Emma J.G.	135	* Yoganathan, Mylvaganam Y.	117	* Zaidi, Misdaq S.H.	163
Woods, Lennard D.	29	Wortley, Thomas H.	164	Wylie, Diane E.	48	* Yoganathan, Rohan A.	115	Zakriya, Mohammad	22
Woods, Roberta	59	Worton, David	189	Wylie, John C.	152	Yogeswaran, Arunasalam, S.	71	Zakriya, Robina	23
Woodthorpe-Browne, Robert	112	Wren, William F.	171	Wyman White, John	105	Young, Andrew C.	70	Zaman, Farhana	172
Woodward, Frederick A.	77	Wretham, Gareth L.	77	Wynne, Katherine L.	28	Young, Andrew M.	156	Zantides, Martha	185
Woodworth, Charlotte R.	105	* Wright, Christopher	40	* Yannakoudakis, Marina	40	* Young, Anthony C.B.	46	Zapasnik, Zbigniew	82
Woodworth, Charlotte	63	Wright, Colin E.	17	* Yarker, Nicholas T.	17	Young, Anthony	146	Zatz, Rachel	33
Woolerton, Bryan G.	86	Wright, Desmond J.	42	Yarnell, Shana	42	Young, David H.	42	Zaveri, Sujal	53
Woolford, Raymond	129	Wright, George J.	15	* Yarrow, David A.	15	Young, Hazel B.M.	94	* Zeid, Jeremy S.	82
* Woolcott, Peter D.	177	Wright, Henry	21	Yasin, Jason	21	Young, Jennifer H.	139	Zerdin, David L.	46
Woolley, Oliver H.	158	Wright, James M.	129	* Yates, Anne	129	Young, Stephen	158	Zerdin, Doreen M.	46
* Woolley, Ursula J.	105	Wright, John D.	28	Yeboah-Hinton, Barbara C.	28	Young, Thoby W.A.	10	Zierler, Alan	54
Woolnough, Graham A.	178	Wright, Laurence J.	29	Yeo, Derek C.	29	Younghusband, Peter R.	163	Zietman, Ivor	54
Wooten, Peter C.	165	Wright, Lionel J.	157	* Yeo, Edmond H.K.	157	Yousef, Assiya M.Al-H.	48	Zina, Mohamed M.	63
Worron, James M.R.	59	Wright, Liz	159	Yeoman, Allan J.	146	* Yunis, Faiz R.	177	* Zinkin, Ann	54
Worsley, Anne V.	156	Wright, Nicole R.C.	92	Yeoman, Angela E.	145	Yusoof, Olufemi M.	41	* Zubairi, Zakia	8
Worth, Sean	183	Wright, Simon J.	178	* Yerolemou, Barbara C.	178	Zada, Chorwar	141	* Zuleta, Lorraine	156
Wortley, Christopher E.	165	Wyatt, Jenifer M.	151	Yildirim, Hidir	151	Zahle, Maria	64	Zurek, Jane D.	146

Regular Briefings from the GLA Data Management and Analysis Group

Recent DMAG Briefings:

DMAG 2006/1	Census Information Note 2006-1	Eileen Howes
DMAG 2006/2	Simpson's diversity indices for wards 1991 and 2001	Gareth Piggott
DMAG 2006/3	2001 Census: The health of a diverse population	Gareth Piggott
DMAG 2006/4	London borough residents country of birth	Giorgio Finella
DMAG 2006/5	GLA Resident Labour Force Projections	John Hollis
DMAG 2006/6	Parents and Work in London	Lorna Spence
DMAG 2006/7	Claimant Count Model: Technical Note 2005	Lorna Spence/Georgia Hay
DMAG 2006/8	Demography Team Workplan 2006-07	John Hollis
DMAG 2006/9	Benefits Data for London: No. 4: Housing and Council Tax Benefits	Lovedeep Vaid
DMAG 2006/10	Household Representative Rates: Technical Report	Georgia Hay
DMAG 2006/11	Borough and Sub-regional Demographic Profiles, 2006	Georgia Hay
DMAG 2006/12	Interim Household Projections	John Hollis/Georgia Hay
DMAG 2006/13	Social Exclusion Team Workplan 2006-07	John Hollis
DMAG 2006/14	Benefits Data for London: No 5 Pension Benefits	Lovedeep Vaid
DMAG 2006/15	Census Information Note 2006-2	Giorgio Finella
DMAG 2006/17	Sub-Regional Demographic Profiles 2006	Georgia Hay
DMAG 2006/18	Independence for Statistics	John Hollis
DMAG 2006/19	Child Poverty in London	Lorna Spence (ed)
DMAG 2006/20	Benefits Data for London: 6 Tax Credits	Lovedeep Vaid
DMAG 2006/21	Family and Children's Study 2004	Lovedeep Vaid
DMAG 2006/22	GLA 2005 Round Interim Ethnic Group Population Projections	Baljit Bains/Edmund Klodawski
DMAG 2006/24	National Insurance Registrations by overseas nationals	Gareth Piggott
DMAG 2006/26	A Profile of Londoners by First Language	Lorna Spence
DMAG 2006/27	2001 Census Profile: Jewish population of London	Gareth Piggott/Rob Lewis
DMAG 2006/28	Review of the 2001 Census Small Area Microdata	Rachel Leaser / Giorgio Finella
DMAG 2006/29	Children dependent on benefits by Parliamentary Constituencies	Lovedeep Vaid
DMAG 2006/30	Londoners and the labour market: key facts	Lorna Spence
DMAG 2006/31	The Census Language Needs Indicator	Gareth Piggott
DMAG 2006/32	Londoners and the Labour Market: Key Facts	Lorna Spence
DMAG 2006/33	Women and the labour market in London: Key facts	Lorna Spence
DMAG 2006/34	PayCheck 2006: Unequalised and Equalised Household Income	Lovedeep Vaid
DMAG 2006/35	Greater London Demographic Review 2005	Caroline Hall

A full list of DMAG Briefings is available to internal customers through the GLA Intranet; otherwise please contact dmag.info@london.gov.uk. A CD containing PDF versions of the Briefings, or hard copies, can be provided.

Contact details for the Data Management and Analysis Group are as follows:

Rob Lewis (020 7983 4652) is Head of the Data Management and Analysis Group. rob.lewis@london.gov.uk

Bill Armstrong (020 7983 4653) works in the Census Team with particular responsibilities for commissioned tables, workplace data and mapping. bill.armstrong@london.gov.uk

Baljit Bains (020 7983 4613) works in the Demography Team and is responsible for ethnic demography, including ethnic group projections. baljit.bains@london.gov.uk

Gareth Baker (020 7983 4965) is the GIS Manager. gareth.baker@london.gov.uk

Shen Cheng (020 7983 4889) works in the Education Team and is responsible for school roll projections. shen.cheng@london.gov.uk

David Ewens (020 7983 4656) works in the Education Team and is responsible for research and data analysis. david.ewens@london.gov.uk

Giorgio Finella (020 7983 4328) works in the Census Team. giorgio.finella@london.gov.uk

Caroline Hall (020 7983 4347) works in the Demography Team and is responsible for ward level projections, the Demography Extranet and borough liaison. caroline.hall@london.gov.uk

John Hollis (020 7983 4604) is responsible for the work of the Demography, Education and Social Exclusion Teams, and particularly for demographic modelling. john.hollis@london.gov.uk

Eileen Howes (020 7983 4657) is responsible for the work of the Census, SASPAC and General Statistics Teams and particularly for census analysis. eileen.howes@london.gov.uk

Ed Klodawski (020 7983 4694) works in the Demography Team. His post is joint with the London Health Observatory and specialises in ethnic and health issues. edmund.klodawski@london.gov.uk

Rachel Leeser (020 7983 4696) works in the Social Exclusion Team with particular responsibilities for surveys, income data and the Social Exclusion Data Users Group. rachel.leeser@london.gov.uk

Alan Lewis (020 7983 4348) is currently seconded to the GIS Team but usually works on the SASPAC project. alan.lewis@london.gov.uk

Gareth Piggott (020 7983 4327) works in the General Statistics Team. gareth.piggott@london.gov.uk

Kelly Rump (020 7983 4655) is DMAG's Senior Coordinator. kelly.rump@london.gov.uk

Lorna Spence (020 7983 4658) is a member of the Social Exclusion Team, with particular responsibilities for labour market data. lorna.spence@london.gov.uk

Lovedeep Vaid (020 7983 4699) works in the Social Exclusion Team with particular responsibilities for benefits, indicators, income data and the Social Exclusion Extranet. lovedeep.vaid@london.gov.uk

Please use the above descriptions in deciding whom to contact to assist you with your information needs.

Other formats and languages

For a large print, Braille, disc, sign language video or audio-tape version of this document, please contact us at the address below:

Public Liaison Unit

Greater London Authority
City Hall
The Queen's Walk
More London
London SE1 2AA

Telephone **020 7983 4100**
Minicom **020 7983 4458**
www.london.gov.uk

You will need to supply your name, your postal address and state the format and title of the publication you require.

If you would like a summary of this document in your language, please phone the number or contact us at the address above.

Chinese

如果需要您母語版本的此文件，
請致電以下號碼或與下列地址聯絡

Vietnamese

Nếu bạn muốn có văn bản tài liệu này bằng ngôn ngữ của mình, hãy liên hệ theo số điện thoại hoặc địa chỉ dưới đây.

Greek

Αν θέλετε να αποκτήσετε αντίγραφο του παρόντος εγγράφου στη δική σας γλώσσα, παρακαλείστε να επικοινωνήσετε τηλεφωνικά στον αριθμό αυτό ή ταχυδρομικά στην παρακάτω διεύθυνση.

Turkish

Bu belgenin kendi dilinizde hazırlanmış bir nüshasını edinmek için, lütfen aşağıdaki telefon numarasını arayınız veya adrese başvurunuz.

Punjabi

ਜੇ ਤੁਹਾਨੂੰ ਇਸ ਦਸਤਾਵੇਜ਼ ਦੀ ਕਾਪੀ ਤੁਹਾਡੀ ਆਪਣੀ ਭਾਸ਼ਾ ਵਿਚ ਚਾਹੀਦੀ ਹੈ, ਤਾਂ ਹੇਠ ਲਿਖੇ ਨੰਬਰ 'ਤੇ ਫ਼ੋਨ ਕਰੋ ਜਾਂ ਹੇਠ ਲਿਖੇ ਪਤੇ 'ਤੇ ਰਾਬਤਾ ਕਰੋ:

Hindi

यदि आप इस दस्तावेज की प्रति अपनी भाषा में चाहते हैं, तो कृपया निम्नलिखित नंबर पर फोन करें अथवा नीचे दिये गये पते पर संपर्क करें

Bengali

আপনি যদি আপনার ভাষায় এই দলিলের প্রতিলিপি (কপি) চান, তা হলে নীচের ফোন নম্বরে বা ঠিকানায় অনুগ্রহ করে যোগাযোগ করুন।

Urdu

اگر آپ اس دستاویز کی نقل اپنی زبان میں چاہتے ہیں، تو براہ کرم نیچے دئے گئے نمبر پر فون کریں یا دیئے گئے پتے پر رابطہ کریں

Arabic

إذا أردت نسخة من هذه الوثيقة بلغتك، يرجى الاتصال برقم الهاتف أو مراسلة العنوان أدناه

Gujarati

જો તમને આ દસ્તાવેજની નકલ તમારી ભાષામાં જોઈતી હોય તો, કૃપા કરી આપેલ નંબર ઉપર ફોન કરો અથવા નીચેના સરનામે સંપર્ક સાધો.

GREATER **LONDON** AUTHORITY

City Hall
The Queen's Walk
London SE1 2AA

www.london.gov.uk
Enquiries **020 7983 4100**
Minicom **020 7983 4458**

