

4318 m.

BITCI MOTORRAD GRAND PRIX VON ÖSTERREICH

Race

Classification after 5 laps = 21.59 km
29

| Pos |  | Rider | Nation | Team | Motorcycle | Total Time | Km/h | Gap |
|-----|---|------------------------------|--------|----------------------------------|------------|-----------------|-------|----------|
| 1 | 25 | 3 Lukas TULOVIC | GER | Tech 3 E-Racing | ENERGICA | 8'06.619 | 159.7 | |
| 2 | 20 | 51 Eric GRANADO | BRA | One Energy Racing | ENERGICA | 8'07.458 | 159.4 | 0.839 |
| 3 | 16 | 77 Dominique AEGERTER | SWI | Dynavolt Intact GP | ENERGICA | 8'07.764 | 159.3 | 1.145 |
| 4 | 13 | 54 Fermín ALDEGUER | SPA | OpenBank Aspar Team | ENERGICA | 8'07.782 | 159.3 | 1.163 |
| 5 | 11 | 78 Hikari OKUBO | JPN | Avant Ajo MotoE | ENERGICA | 8'08.511 | 159.1 | 1.892 |
| 6 | 10 | 61 Alessandro ZACCONE | ITA | Octo Pramac MotoE | ENERGICA | 8'08.990 | 158.9 | 2.371 |
| 7 | 9 | 40 Jordi TORRES | SPA | HP Pons 40 | ENERGICA | 8'09.043 | 158.9 | 2.424 |
| 8 | 8 | 11 Matteo FERRARI | ITA | Indonesian E-Racing Gresini Moto | ENERGICA | 8'11.424 | 158.1 | 4.805 |
| 9 | 7 | 21 Kevin ZANNONI | ITA | LCR E-Team | ENERGICA | 8'11.818 | 158.0 | 5.199 |
| 10 | 6 | 68 Yonny HERNANDEZ | COL | Octo Pramac MotoE | ENERGICA | 8'12.129 | 157.9 | 5.510 |
| 11 | 5 | 9 Andrea MANTOVANI | ITA | Indonesian E-Racing Gresini Moto | ENERGICA | 8'13.687 | 157.4 | 7.068 |
| 12 | 4 | 71 Miquel PONS | SPA | LCR E-Team | ENERGICA | 8'14.915 | 158.0 | 8.296 |
| 13 | 3 | 19 Corentin PEROLARI | FRA | Tech 3 E-Racing | ENERGICA | 8'18.049 | 156.0 | 11.430 |
| 14 | 2 | 80 Jasper IWEMA | NED | HP Pons 40 | ENERGICA | 8'18.852 | 155.8 | 12.233 |
| 15 | 1 | 43 Stefano VALTULINI | ITA | Ongetta SIC58 Squadracorse | ENERGICA | 8'21.569 | 154.9 | 14.950 |
| 16 | | 14 Andre PIRES | POR | Avintia Esponsorama Racing | ENERGICA | 8'22.180 | 154.7 | 15.561 |
| 17 | | 6 Maria HERRERA | SPA | OpenBank Aspar Team | ENERGICA | 8'26.833 | 153.3 | 20.214 |
| 18 | | 18 Xavi CARDELUS | AND | Avintia Esponsorama Racing | ENERGICA | 9'31.564 | 135.9 | 1'24.945 |

Race condition: Wet
Air: 22°
Humidity: 76%
Ground: 24°
Pole Position:
Fastest Lap (New record):
Best Race Lap:
All Time Lap Record:

| | | | |
|-------|------------------------|-----------------|------------|
| | Fermín ALDEGUER | 1'35.306 | 163.1 Km/h |
| Lap 4 | Eric GRANADO | 1'35.161 | 163.3 Km/h |
| 2019 | Mike DI MEGLIO | 1'43.800 | 149.7 Km/h |
| 2019 | Hector GARZO | 1'35.028 | 163.5 Km/h |

15:17'50

15:21'07

15:31'56

15:32'57

15:36'32 **Miquel PONS**15:36'48 **Maria HERRERA**15:37'13 **Kevin ZANNONI**15:37'18 **Matteo FERRARI**15:38'04 **Alessandro ZACCONE**15:38'54 **Yonny HERNANDEZ**

15:39'14 Xavi CARDELUS

15:39'21 **Corentin PEROLARI**

15:40'35 Xavi CARDELUS

15:42'06 **Miquel PONS**
SIGHTING LAP START

Race declared wet

RACE START
No jump start
track limits warning
track limits warning
track limits warning
track limits warning
track limits warning
track limits warning

crashed out

track limits warning

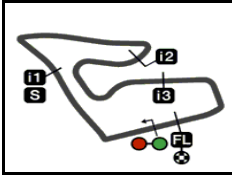
re-joined race

3 seconds penalty - track limits

The results are provisional until the end of the limit for protest and appeals.

Time limit for protest expires 30' after publication of the results - Time:

DORNA DATA PROCESSING TIMING SERVICE DORNA DATA PROCESSING TIMING SERVICE DORNA DATA PROCESSING TIMING SERVICE DORNA DATA PROCESSING TIMING SERVICE DORNA DATA PROCESSING TIMING SERVICE DORNA DATA PROCESSING TIMING SERVICE DORNA DATA PROCESSING TIMING SERVICE DORNA DATA PROCCEESS



BITCI MOTORRAD GRAND PRIX VON ÖSTERREICH


Race

Lap Chart

31

4318 m.

| | | | | | | | | | | | | | | | | | | |
|------|----|----------|----|----|----|----|----|----|----|----|----|----|----|----|----|----|----|----|
| Pos | 1 | 2 | 3 | 4 | 5 | 6 | 7 | 8 | 9 | 10 | 11 | 12 | 13 | 14 | 15 | 16 | 17 | 18 |
| Grid | 54 | 3 | 11 | 78 | 61 | 18 | 40 | 77 | 68 | 71 | 21 | 19 | 51 | 6 | 9 | 80 | 43 | 14 |



| | | | | | | | | | | | | | | | | | | |
|---|----------|----|----|----|----|----|----|----|----|----|----|----|----|----|----|----|----|----|
| 1 | 3 | 18 | 78 | 77 | 61 | 54 | 51 | 11 | 40 | 9 | 68 | 71 | 19 | 21 | 43 | 80 | 14 | 6 |
| 2 | 3 | 77 | 18 | 54 | 61 | 51 | 78 | 11 | 40 | 68 | 71 | 9 | 21 | 19 | 80 | 43 | 14 | 6 |
| 3 | 3 | 77 | 54 | 51 | 18 | 61 | 78 | 40 | 71 | 11 | 21 | 68 | 9 | 19 | 80 | 43 | 14 | 6 |
| 4 | 3 | 77 | 54 | 51 | 78 | 18 | 61 | 40 | 11 | 71 | 21 | 68 | 9 | 19 | 80 | 43 | 14 | 6 |
| 5 | 3 | 51 | 77 | 54 | 78 | 61 | 40 | 11 | 21 | 71 | 68 | 9 | 19 | 80 | 43 | 14 | 6 | 18 |

L
a
p
s

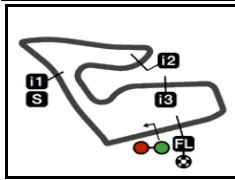


Winner




Lapped rider

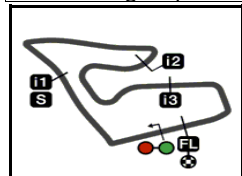
DORNA DATA PROCESSING TIMING SERVICE DORNA DATA PROCESSING TIMING SERVICE DORNA DATA PROCESSING TIMING SERVICE DORNA DATA PROCESSING TIMING SERVICE DORNA DATA PROCESSING TIMING SERVICE DORNA DATA PROCESSING TIMING SERVICE DORNA DATA PROCESSING TIMING SERVICE DORNA DATA PROCCEESS



4318 m.

BITCI MOTORRAD GRAND PRIX VON ÖSTERREICH**Race****Fastest Lap of Each Rider****MotoE****32**

|  | <i>Rider</i> | <i>Nation</i> | <i>Team</i> | <i>Motorcycle</i> | <i>Time</i> | <i>Lap Total</i> | <i>Gap</i> | |
|---|------------------------------|---------------|-----------------------------------|-------------------|-----------------|------------------|------------|-------|
| 1 | 51 Eric GRANADO | BRA | One Energy Racing | ENERGICA | 1'35.161 | 4 5 | | |
| 2 | 54 Fermín ALDEGUER | SPA | OpenBank Aspar Team | ENERGICA | 1'35.268 | 4 5 | 0.107 | 0.107 |
| 3 | 40 Jordi TORRES | SPA | HP Pons 40 | ENERGICA | 1'35.428 | 5 5 | 0.267 | 0.160 |
| 4 | 78 Hikari OKUBO | JPN | Avant Ajo MotoE | ENERGICA | 1'35.511 | 4 5 | 0.350 | 0.083 |
| 5 | 61 Alessandro ZACCONE | ITA | Octo Pramac MotoE | ENERGICA | 1'35.611 | 5 5 | 0.450 | 0.100 |
| 6 | 77 Dominique AEGERTER | SWI | Dynavolt Intact GP | ENERGICA | 1'35.699 | 4 5 | 0.538 | 0.088 |
| 7 | 68 Yonny HERNANDEZ | COL | Octo Pramac MotoE | ENERGICA | 1'35.718 | 5 5 | 0.557 | 0.019 |
| 8 | 21 Kevin ZANNONI | ITA | LCR E-Team | ENERGICA | 1'35.817 | 5 5 | 0.656 | 0.099 |
| 9 | 11 Matteo FERRARI | ITA | Indonesian E-Racing Gresini MotoE | ENERGICA | 1'35.853 | 5 5 | 0.692 | 0.036 |
| 10 | 18 Xavi CARDELUS | AND | Avintia Esponsorama Racing | ENERGICA | 1'36.089 | 4 5 | 0.928 | 0.236 |
| 11 | 3 Lukas TULOVIC | GER | Tech 3 E-Racing | ENERGICA | 1'36.120 | 3 5 | 0.959 | 0.031 |
| 12 | 71 Miquel PONS | SPA | LCR E-Team | ENERGICA | 1'36.457 | 4 5 | 1.296 | 0.337 |
| 13 | 9 Andrea MANTOVANI | ITA | Indonesian E-Racing Gresini MotoE | ENERGICA | 1'36.478 | 4 5 | 1.317 | 0.021 |
| 14 | 80 Jasper IWEMA | NED | HP Pons 40 | ENERGICA | 1'37.446 | 4 5 | 2.285 | 0.968 |
| 15 | 19 Corentin PEROLARI | FRA | Tech 3 E-Racing | ENERGICA | 1'37.521 | 5 5 | 2.360 | 0.075 |
| 16 | 14 Andre PIRES | POR | Avintia Esponsorama Racing | ENERGICA | 1'38.234 | 5 5 | 3.073 | 0.713 |
| 17 | 43 Stefano VALTULINI | ITA | Ongetta SIC58 Squadracorse | ENERGICA | 1'38.383 | 5 5 | 3.222 | 0.149 |
| 18 | 6 Maria HERRERA | SPA | OpenBank Aspar Team | ENERGICA | 1'38.608 | 4 5 | 3.447 | 0.225 |



4318 m.

BITCI MOTORRAD GRAND PRIX VON ÖSTERREICH

Race

Chronological Analysis of Performances

34

* Lap / Sector time cancelled

T1 Time from finish line to 1st intermediate

T3 Time from 2nd intermed. to 3rd intermed.

P Crossing the finish line in pit lane

T2 Time from 1st intermed. to 2nd intermed.

T4 Time from 3rd intermediate to finish line

| Lap | Lap Time | T1 | T2 | T3 | T4 | Speed | Lap | Lap Time | T1 | T2 | T3 | T4 | Speed |
|--|-----------------|---------------|---------------|---------------|---------------|--------------|---|-----------------|---------------|---------------|---------------|---------------|--------------|
| 1st 3 Lukas TULOVIC Tech 3 E-Racing GER | | | | | | | 7th 40 Jordi TORRES HP Pons 40 SPA | | | | | | |
| 1 | 1'41.597 | 24.872 | 31.210 | 26.700 | 18.815 | 229.2 | 1 | 1'44.805 | 25.690 | 32.397 | 27.300 | 19.418 | 239.4 |
| 2 | 1'36.611 | 21.089 | 30.677 | 26.317 | 18.528 | 232.2 | 2 | 1'37.333 | 21.337 | 30.900 | 26.374 | 18.722 | 240.5 |
| 3 | 1'36.120 | 20.965 | 30.290 | 26.315 | 18.550 | 232.7 | 3 | 1'35.985 | 21.079 | 30.397 | 26.048 | 18.461 | 237.8 |
| 4 | 1'36.165 | 20.896 | 30.419 | 26.307 | 18.543 | 232.2 | 4 | 1'35.492 | 20.824 | 30.100 | 26.175 | 18.393 | 235.8 |
| 5 | 1'36.126 | 20.898 | 30.578 | 26.154 | 18.496 | 232.7 | 5 | 1'35.428 | 20.712 | 30.198 | 25.975 | 18.543 | 237.8 |
| 2nd 51 Eric GRANADO One Energy Racing BRA | | | | | | | 8th 11 Matteo FERRARI Indonesian E-Racing ITA | | | | | | |
| 1 | 1'44.603 | 26.201 | 32.017 | 27.293 | 19.092 | 238.9 | 1 | 1'44.746 | 25.542 | 32.436 | 27.322 | 19.446 | 231.7 |
| 2 | 1'36.291 | 20.940 | 30.638 | 26.154 | 18.559 | 240.5 | 2 | 1'37.334 | 21.245 | 30.742 | 26.588 | 18.759 | 236.8 |
| 3 | 1'35.669 | 20.765 | 30.285 | 26.163 | 18.456 | 238.4 | 3 | 1'37.352 * | 21.07* | 30.906 | 26.400 | 18.974 | 236.3 |
| 4 | 1'35.161 | 20.690 | 29.897 | 26.011 | 18.563 | 238.4 | 4 | 1'36.139 | 20.760 | 30.350 | 26.422 | 18.607 | 234.7 |
| 5 | 1'35.734 | 20.720 | 30.269 | 26.134 | 18.611 | 238.4 | 5 | 1'35.853 | 20.725 | 30.239 | 26.307 | 18.582 | 234.7 |
| 3rd 77 Dominique AEGER Dynavolt Intact GP SWI | | | | | | | 9th 21 Kevin ZANNONI LCR E-Team ITA | | | | | | |
| 1 | 1'43.792 | 25.857 | 31.747 | 27.116 | 19.072 | 236.3 | 1 | 1'46.260 | 26.495 | 32.850 | 27.505 | 19.410 | 237.3 |
| 2 | 1'36.307 | 20.969 | 30.466 | 26.277 | 18.595 | 235.2 | 2 | 1'37.562 | 21.320 | 30.777 | 26.536 | 18.929 | 235.2 |
| 3 | 1'35.765 | 20.862 | 30.281 | 26.113 | 18.509 | 233.2 | 3 | 1'36.192 * | 20.68* | 30.378 | 26.360 | 18.766 | 238.9 |
| 4 | 1'35.699 | 20.828 | 30.121 | 26.021 | 18.729 | 233.2 | 4 | 1'35.987 * | 20.84* | 30.208 | 26.188 | 18.751 | 236.8 |
| 5 | 1'36.201 | 20.877 | 30.500 | 26.178 | 18.646 | 232.2 | 5 | 1'35.817 | 20.808 | 30.163 | 26.112 | 18.734 | 238.4 |
| 4th 54 Fermín ALDEGUER OpenBank Aspar Tea SPA | | | | | | | 10th 68 Yonny HERNANDE Octo Pramac MotoE COL | | | | | | |
| 1 | 1'44.343 | 25.014 | 32.404 | 27.601 | 19.324 | 231.7 | 1 | 1'45.065 | 26.192 | 32.257 | 27.386 | 19.230 | 235.8 |
| 2 | 1'36.253 | 21.071 | 30.400 | 26.175 | 18.607 | 236.8 | 2 | 1'37.524 | 21.159 | 30.746 | 26.637 | 18.982 | 238.9 |
| 3 | 1'35.703 | 20.625 | 30.396 | 26.120 | 18.562 | 238.9 | 3 | 1'37.683 | 20.947 | 31.807 | 26.317 | 18.612 | 235.2 |
| 4 | 1'35.268 | 20.601 | 30.116 | 26.035 | 18.516 | 236.8 | 4 | 1'36.139 * | 20.77* | 30.539 | 26.332 | 18.493 | 236.8 |
| 5 | 1'36.215 | 20.872 | 30.374 | 26.265 | 18.704 | 230.2 | 5 | 1'35.718 | 20.882 | 30.117 | 26.197 | 18.522 | 234.2 |
| 5th 78 Hikari OKUBO Avant Ajo MotoE JPN | | | | | | | 11th 9 Andrea MANTOVAN Indonesian E-Racing ITA | | | | | | |
| 1 | 1'43.670 | 25.176 | 31.778 | 27.307 | 19.409 | 234.2 | 1 | 1'44.906 | 26.519 | 32.020 | 27.187 | 19.180 | 232.7 |
| 2 | 1'37.847 | 21.165 | 31.284 | 26.634 | 18.764 | 238.4 | 2 | 1'38.302 | 21.155 | 31.540 | 26.787 | 18.820 | 233.7 |
| 3 | 1'35.908 | 20.749 | 30.182 | 26.257 | 18.720 | 237.8 | 3 | 1'37.481 | 21.003 | 30.609 | 26.766 | 19.103 | 234.7 |
| 4 | 1'35.511 | 20.717 | 30.173 | 26.061 | 18.560 | 239.4 | 4 | 1'36.478 | 20.887 | 30.336 | 26.480 | 18.775 | 234.7 |
| 5 | 1'35.575 | 20.657 | 30.219 | 26.108 | 18.591 | 235.2 | 5 | 1'36.520 | 20.873 | 30.438 | 26.415 | 18.794 | 233.7 |
| 6th 61 Alessandro ZACCO Octo Pramac MotoE ITA | | | | | | | 12th 71 Miquel PONS LCR E-Team SPA | | | | | | |
| 1 | 1'43.874 | 25.880 | 31.563 | 27.155 | 19.276 | 235.8 | 1 | 1'45.276 | 26.528 | 32.644 | 26.820 | 19.284 | 229.7 |
| 2 | 1'36.893 | 21.110 | 30.996 | 26.167 | 18.620 | 238.4 | 2 | 1'37.377 * | 21.101 | 30.962 | 26.296 | 19.018* | 238.4 |
| 3 | 1'36.461 | 21.103 | 30.438 | 26.151 | 18.769 | 237.3 | 3 | 1'36.705 * | 21.19* | 30.546 | 26.114 | 18.851 | 234.2 |
| 4 | 1'36.151 * | 20.83 * | 30.520 | 26.316 | 18.484 | 234.2 | 4 | 1'36.457 | 21.049 | 30.350 | 26.313 | 18.745 | 233.7 |
| 5 | 1'35.611 | 20.588 | 30.341 | 26.076 | 18.606 | 240.5 | | | | | | | |

Fastest Lap: Eric GRANADO One Energy Racing BRA **1'35.161** 20.690 29.897 26.011 18.563

DORNA DATA PROCESSING TIMING SERVICE DORNA DATA PROCESSING TIMING SERVICE DORNA DATA PROCESSING TIMING SERVICE DORNA DATA PROCESSING TIMING SERVICE DORNA DATA PROCESSING TIMING SERVICE DORNA DATA PROCESSING TIMING SERVICE DORNA DATA PROCESSING TIMING SERVICE DORNA DATA PROCESSES

| Lap | Lap Time | T1 | T2 | T3 | T4 | Speed | Lap | Lap Time | T1 | T2 | T3 | T4 | Speed |
|-----|----------|----|----|----|----|-------|-----|----------|----|----|----|----|-------|
|-----|----------|----|----|----|----|-------|-----|----------|----|----|----|----|-------|

105 1'36.100 20.816 30.444 26.245 18.595 233.7

13th **19** **Corentin PEROLARI** Tech 3 E-Racing FRA

| | | | | | | |
|---|-----------------------|---------------------|---------------------|---------------------|---------------------|--------------------|
| 1 | 1'46.179 | 26.363 | 32.713 | 27.704 | 19.399 | 236.3 |
| 2 | 1'38.952 | 21.681 | 31.239 | 26.855 | 19.177 | 235.2 |
| 3 | 1'37.975 | 21.300 | 30.828 | 26.744 | 19.103 | 234.7 |
| 4 | 1'37.422 * | 21.120 | 30.669 | 26.595 | 19.038* | 233.7 |
| 5 | 1'37.521 | 21.028 | 30.690 | 26.675 | 19.128 | 233.2 |

14th **80** **Jasper IWEMA** HP Pons 40 NED

| | | | | | | |
|---|-----------------------|---------------------|---------------------|---------------------|---------------------|--------------------|
| 1 | 1'47.221 | 27.015 | 33.357 | 27.091 | 19.758 | 237.3 |
| 2 | 1'38.803 | 21.419 | 31.446 | 26.749 | 19.189 | 237.8 |
| 3 | 1'37.766 | 21.089 | 30.938 | 26.660 | 19.079 | 237.8 |
| 4 | 1'37.446 | 21.095 | 30.698 | 26.597 | 19.056 | 237.3 |
| 5 | 1'37.616 | 20.998 | 30.844 | 26.625 | 19.149 | 236.8 |

15th **43** **Stefano VALTULINI** Ongetta SIC58 Squad ITA

| | | | | | | |
|---|-----------------------|---------------------|---------------------|---------------------|---------------------|--------------------|
| 1 | 1'46.874 | 26.904 | 32.608 | 27.870 | 19.492 | 235.2 |
| 2 | 1'39.278 | 21.324 | 31.523 | 27.019 | 19.412 | 236.8 |
| 3 | 1'38.503 | 21.237 | 30.974 | 27.026 | 19.266 | 238.4 |
| 4 | 1'38.531 | 21.213 | 31.106 | 27.096 | 19.116 | 235.8 |
| 5 | 1'38.383 | 21.122 | 31.089 | 26.987 | 19.185 | 234.7 |

16th **14** **Andre PIRES** Avintia Esponsorama POR

| | | | | | | |
|---|-----------------------|---------------------|---------------------|---------------------|---------------------|--------------------|
| 1 | 1'47.558 | 27.102 | 32.884 | 27.904 | 19.668 | 235.8 |
| 2 | 1'39.733 | 22.054 | 31.184 | 27.277 | 19.218 | 234.7 |
| 3 | 1'38.288 | 21.220 | 30.859 | 27.073 | 19.136 | 235.8 |
| 4 | 1'38.367 | 21.468 | 30.678 | 27.118 | 19.103 | 233.7 |
| 5 | 1'38.234 | 21.173 | 30.883 | 27.058 | 19.120 | 234.7 |

17th **6** **Maria HERRERA** OpenBank Aspar Tea SPA

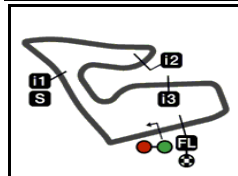
| | | | | | | |
|---|-----------------------|---------------------|---------------------|---------------------|---------------------|--------------------|
| 1 | 1'48.925 | 27.662 | 33.474 | 27.583 | 20.206 | 236.3 |
| 2 | 1'41.222 * | 21.71* | 32.529 | 27.557 | 19.422 | 235.2 |
| 3 | 1'39.245 | 21.384 | 31.476 | 27.168 | 19.217 | 234.7 |
| 4 | 1'38.608 | 21.226 | 31.125 | 27.044 | 19.213 | 234.7 |
| 5 | 1'38.833 | 21.128 | 31.107 | 27.101 | 19.497 | 233.7 |

18th **18** **Xavi CARDELUS** Avintia Esponsorama AND

| | | | | | | |
|---|-----------------------|---------------------|---------------------|---------------------|---------------------|--------------------|
| 1 | 1'43.477 | 25.547 | 31.714 | 27.054 | 19.162 | 230.7 |
| 2 | 1'36.739 | 21.066 | 30.547 | 26.550 | 18.576 | 232.2 |
| 3 | 1'36.956 | 20.769 | 30.761 | 26.710 | 18.716 | 230.7 |
| 4 | 1'36.089 | 20.857 | 30.260 | 26.559 | 18.413 | 234.2 |
| 5 | 2'58.303 | 20.614 | 1'46.284 | 29.840 | 21.565 | 237.8 |

Fastest Lap: Eric GRANADO One Energy Racing BRA **1'35.161** 20.690 29.897 26.011 18.563

DORNA DATA PROCESSING TIMING SERVICE DORNA DATA PROCESSING TIMING SERVICE DORNA DATA PROCESSING TIMING SERVICE DORNA DATA PROCESSING TIMING SERVICE DORNA DATA PROCESSING TIMING SERVICE DORNA DATA PROCESSING TIMING SERVICE DORNA DATA PROCESSING TIMING SERVICE DORNA DATA PROCESSING TIMING SERVICE DORNA DATA PROCESSING TIMING SERVICE DORNA DATA PROCCEESSS



4318 m.

BITCI MOTORRAD GRAND PRIX VON ÖSTERREICH**Race****Analysis by Lap****35****Num Lap Time Gap**

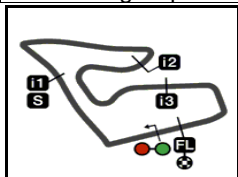
| Lap 1 | | | Lap 4 | | |
|--------------|----------|-------|--------------|----------|--------|
| 3 | 1'41.597 | | 3 | 1'36.165 | |
| 18 | 1'43.477 | 1.880 | 77 | 1'35.699 | 1.070 |
| 78 | 1'43.670 | 2.073 | 54 | 1'35.268 | 1.074 |
| 77 | 1'43.792 | 2.195 | 51 | 1'35.161 | 1.231 |
| 61 | 1'43.874 | 2.277 | 78 | 1'35.511 | 2.443 |
| 54 | 1'44.343 | 2.746 | 18 | 1'36.089 | 2.768 |
| 51 | 1'44.603 | 3.006 | 61 | 1'36.151 | 2.886 |
| 11 | 1'44.746 | 3.149 | 40 | 1'35.492 | 3.122 |
| 40 | 1'44.805 | 3.208 | 11 | 1'36.139 | 5.078 |
| 9 | 1'44.906 | 3.309 | 71 | 1'36.457 | 5.322 |
| 68 | 1'45.065 | 3.468 | 21 | 1'35.987 | 5.508 |
| 71 | 1'45.276 | 3.679 | 68 | 1'36.139 | 5.918 |
| 19 | 1'46.179 | 4.582 | 9 | 1'36.478 | 6.674 |
| 21 | 1'46.260 | 4.663 | 19 | 1'37.422 | 10.035 |
| 43 | 1'46.874 | 5.277 | 80 | 1'37.446 | 10.743 |
| 80 | 1'47.221 | 5.624 | 43 | 1'38.531 | 12.693 |
| 14 | 1'47.558 | 5.961 | 14 | 1'38.367 | 13.453 |
| 6 | 1'48.925 | 7.328 | 6 | 1'38.608 | 17.507 |

| Lap 2 | | | Lap 5 | | |
|--------------|----------|--------|--------------|----------|----------|
| 3 | 1'36.611 | | 3 | 1'36.126 | |
| 77 | 1'36.307 | 1.891 | 51 | 1'35.734 | 0.839 |
| 18 | 1'36.739 | 2.008 | 77 | 1'36.201 | 1.145 |
| 54 | 1'36.253 | 2.388 | 54 | 1'36.215 | 1.163 |
| 61 | 1'36.893 | 2.559 | 78 | 1'35.575 | 1.892 |
| 51 | 1'36.291 | 2.686 | 61 | 1'35.611 | 2.371 |
| 78 | 1'37.847 | 3.309 | 40 | 1'35.428 | 2.424 |
| 11 | 1'37.334 | 3.872 | 11 | 1'35.853 | 4.805 |
| 40 | 1'37.333 | 3.930 | 21 | 1'35.817 | 5.199 |
| 68 | 1'37.524 | 4.381 | 71 | 1'36.100 | 5.296 |
| 71 | 1'37.377 | 4.445 | 68 | 1'35.718 | 5.510 |
| 9 | 1'38.302 | 5.000 | 9 | 1'36.520 | 7.068 |
| 21 | 1'37.562 | 5.614 | 19 | 1'37.521 | 11.430 |
| 19 | 1'38.952 | 6.923 | 80 | 1'37.616 | 12.233 |
| 80 | 1'38.803 | 7.816 | 43 | 1'38.383 | 14.950 |
| 43 | 1'39.278 | 7.944 | 14 | 1'38.234 | 15.561 |
| 14 | 1'39.733 | 9.083 | 6 | 1'38.833 | 20.214 |
| 6 | 1'41.222 | 11.939 | 18 | 2'58.303 | 1'24.945 |

| Lap 3 | | |
|--------------|----------|--------|
| 3 | 1'36.120 | |
| 77 | 1'35.765 | 1.536 |
| 54 | 1'35.703 | 1.971 |
| 51 | 1'35.669 | 2.235 |
| 18 | 1'36.956 | 2.844 |
| 61 | 1'36.461 | 2.900 |
| 78 | 1'35.908 | 3.097 |
| 40 | 1'35.985 | 3.795 |
| 71 | 1'36.705 | 5.030 |
| 11 | 1'37.352 | 5.104 |
| 21 | 1'36.192 | 5.686 |
| 68 | 1'37.683 | 5.944 |
| 9 | 1'37.481 | 6.361 |
| 19 | 1'37.975 | 8.778 |
| 80 | 1'37.766 | 9.462 |
| 43 | 1'38.503 | 10.327 |
| 14 | 1'38.288 | 11.251 |
| 6 | 1'39.245 | 15.064 |

 Lapped rider

DORNA DATA PROCESSING TIMING SERVICE DORNA DATA PROCESSING TIMING SERVICE DORNA DATA PROCESSING TIMING SERVICE DORNA DATA PROCESSING TIMING SERVICE DORNA DATA PROCESSING TIMING SERVICE DORNA DATA PROCESSING TIMING SERVICE DORNA DATA PROCESSING TIMING SERVICE DORNA DATA PROCESSING TIMING SERVICE DORNA DATA PROCESSING TIMING SERVICE DORNA DATA PROCESSING TIMING SERVICE DORNA DATA PROCESSING



4318 m.

After the **BITCI MOTORRAD GRAND PRIX VON ÖSTERREICH****MotoE****2021 Riders Performance**

(Qualifying Position - Starting Position - Race Position)

37

| Rider | Points | SPA | FRA | CAT | NED | AUT | RSM | RSM | | | | | | | | | | | | |
|----------------------|--------|-------|-------|-------|-------|-------|-----|-----|---|---|---|---|---|---|---|---|---|---|---|---|
| 1 ZACCONI Alessandro | 80 | 5 | 5 | 6 | 3 | 5 | | | | | | | | | | | | | | |
| | | 5-1 | 5-3 | 6-4 | 3-3 | 5-6 | - | - | - | - | - | - | - | - | - | - | - | - | - | - |
| 2 GRANADO Eric | 73 | 1 | 1 | 1 | 1 | 13 | | | | | | | | | | | | | | |
| | | 1-13 | 1-1 | 19-NC | 1-1 | 13-2 | - | - | - | - | - | - | - | - | - | - | - | - | - | - |
| 3 TORRES Jordi | 72 | 6 | 11 | 2 | 4 | 7 | | | | | | | | | | | | | | |
| | | 6-3 | 11-5 | 2-3 | 4-2 | 7-7 | - | - | - | - | - | - | - | - | - | - | - | - | - | - |
| 4 AEGERTER Dominique | 69 | 4 | 6 | 3 | 5 | 8 | | | | | | | | | | | | | | |
| | | 4-2 | 6-4 | 3-2 | 5-18 | 8-3 | - | - | - | - | - | - | - | - | - | - | - | - | - | - |
| 5 TULOVIC Lukas | 53 | 2 | 12 | 5 | 2 | 2 | | | | | | | | | | | | | | |
| | | 2-NC | 12-7 | 5-8 | 2-5 | 2-1 | - | - | - | - | - | - | - | - | - | - | - | - | - | - |
| 6 FERRARI Matteo | 48 | 18 | 3 | 9 | 6 | 3 | | | | | | | | | | | | | | |
| | | 18-6 | 3-8 | 9-7 | 6-4 | 3-8 | - | - | - | - | - | - | - | - | - | - | - | - | - | - |
| 7 PONS Miquel | 46 | 10 | 2 | 4 | 17 | 10 | | | | | | | | | | | | | | |
| | | 10-5 | -NS | 4-1 | 17-10 | 10-12 | - | - | - | - | - | - | - | - | - | - | - | - | - | - |
| 8 CASADEI Mattia | 43 | 7 | 16 | 8 | 8 | | | | | | | | | | | | | | | |
| | | 7-4 | 15-2 | 8-NC | 8-6 | - | - | - | - | - | - | - | - | - | - | - | - | - | - | - |
| 9 HERNANDEZ Yonny | 40 | 14 | 9 | 12 | 16 | 9 | | | | | | | | | | | | | | |
| | | 14-10 | 9-6 | 12-5 | 16-9 | 9-10 | - | - | - | - | - | - | - | - | - | - | - | - | - | - |
| 10 OKUBO Hikari | 35 | 11 | 10 | 11 | 10 | 4 | | | | | | | | | | | | | | |
| | | 11-7 | 10-NC | 11-9 | 10-8 | 4-5 | - | - | - | - | - | - | - | - | - | - | - | - | - | - |
| 11 ALDEGUER Fermín | 33 | 3 | 8 | 7 | 7 | 1 | | | | | | | | | | | | | | |
| | | 3-NC | 8-15 | 7-6 | 7-7 | 1-4 | - | - | - | - | - | - | - | - | - | - | - | - | - | - |
| 12 PEROLARI Corentin | 21 | 13 | 13 | 13 | 9 | 12 | | | | | | | | | | | | | | |
| | | 13-NL | 16-9 | 13-10 | 9-11 | 12-13 | - | - | - | - | - | - | - | - | - | - | - | - | - | - |
| 13 ZANNONI Kevin | 21 | 16 | 17 | 17 | 11 | 11 | | | | | | | | | | | | | | |
| | | 16-14 | 17-11 | 17-12 | 11-13 | 11-9 | - | - | - | - | - | - | - | - | - | - | - | - | - | - |

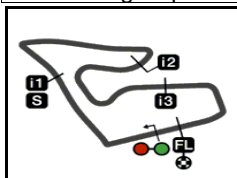
NC=Not classified NL=Not finished first lap NP=Not started race re-start N2=Not finished first lap race re-start EX=Excluded NS=Not Started DS=Disqualified

These data/results cannot be reproduced, stored and/or transmitted in whole or in part by any manner of electronic, mechanical, photocopying, recording, broadcasting or otherwise now known or herein after developed without the previous express consent by the copyright owner, except for reproduction in daily press and regular printed publications on sale to the public within 60 days of the event related to those data/results and always provided that copyright symbol appears together as follows below.
© DORNA, 2021

| | Rider | Points | SPA | FRA | CAT | NED | AUT | RSM | RSM | | | | | | | | | | | |
|----|-------------------|--------|-------|-------|-------|-------|-------|-----|-----|---|---|---|---|---|---|---|---|---|---|---|
| 14 | HERRERA Maria | 19 | 9 | 18 | 15 | 12 | 14 | | | | | | | | | | | | | |
| | | | 9-9 | 18-10 | 15-11 | 12-15 | 14-17 | - | - | - | - | - | - | - | - | - | - | - | - | - |
| 15 | MANTOVANI Andrea | 17 | 12 | 7 | 14 | 13 | 15 | | | | | | | | | | | | | |
| | | | 12-8 | -NS | 14-14 | 13-14 | 15-11 | - | - | - | - | - | - | - | - | - | - | - | - | - |
| 16 | PIRES Andre | 11 | 17 | 15 | 18 | 15 | 18 | | | | | | | | | | | | | |
| | | | 17-12 | 14-12 | 18-13 | 15-17 | 18-16 | - | - | - | - | - | - | - | - | - | - | - | - | - |
| 17 | IWEMA Jasper | 9 | 15 | 14 | 16 | 14 | 16 | | | | | | | | | | | | | |
| | | | 15-11 | 13-14 | 16-NC | 14-16 | 16-14 | - | - | - | - | - | - | - | - | - | - | - | - | - |
| 18 | CARDELUS Xavi | 7 | 8 | 4 | 10 | 18 | 6 | | | | | | | | | | | | | |
| | | | 8-NC | 4-13 | 10-NL | 18-12 | 6-18 | - | - | - | - | - | - | - | - | - | - | - | - | - |
| 19 | VALTULINI Stefano | 1 | | | | | 17 | | | | | | | | | | | | | |
| | | | - | - | - | - | 17-15 | - | - | - | - | - | - | - | - | - | - | - | - | - |

NC=Not classified NL=Not finished first lap NP=Not started race re-start N2=Not finished first lap race re-start EX=Excluded NS=Not Started DS=Disqualified

These data/results cannot be reproduced, stored and/or transmitted in whole or in part by any manner of electronic, mechanical, photocopying, recording, broadcasting or otherwise now known or herein after developed without the previous express consent by the copyright owner, except for reproduction in daily press and regular printed publications on sale to the public within 60 days of the event related to those data/results and always provided that copyright symbol appears together as follows below.
© DORNA, 2021



4318 m.

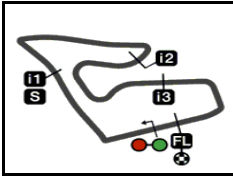
BITCI MOTORRAD GRAND PRIX VON ÖSTERREICH

Race

Top Speed & Average




| <i>Rider</i> | <i>Nation</i> | <i>Motorcycle</i> | <i>Top 5 speeds</i> | | | | | <i>Average</i> | <i>Top</i> |
|------------------------------|---------------|-------------------|---------------------|-------|-------|-------|-------|----------------|--------------|
| 40 Jordi TORRES | SPA | ENERGICA | 240.5 | 239.4 | 237.8 | 237.8 | 235.8 | 238.3 | 240.5 |
| 51 Eric GRANADO | BRA | ENERGICA | 240.5 | 238.9 | 238.4 | 238.4 | 238.4 | 238.9 | 240.5 |
| 61 Alessandro ZACCONE | ITA | ENERGICA | 240.5 | 238.4 | 237.3 | 235.8 | 234.2 | 237.2 | 240.5 |
| 78 Hikari OKUBO | JPN | ENERGICA | 239.4 | 238.4 | 237.8 | 235.2 | 234.2 | 237.0 | 239.4 |
| 21 Kevin ZANNONI | ITA | ENERGICA | 238.9 | 238.4 | 237.3 | 236.8 | 235.2 | 237.3 | 238.9 |
| 54 Fermín ALDEGUER | SPA | ENERGICA | 238.9 | 236.8 | 236.8 | 231.7 | 230.2 | 234.9 | 238.9 |
| 68 Yonny HERNANDEZ | COL | ENERGICA | 238.9 | 236.8 | 235.8 | 235.2 | 234.2 | 236.2 | 238.9 |
| 43 Stefano VALTULINI | ITA | ENERGICA | 238.4 | 236.8 | 235.8 | 235.2 | 234.7 | 236.2 | 238.4 |
| 71 Miquel PONS | SPA | ENERGICA | 238.4 | 234.2 | 233.7 | 233.7 | 229.7 | 233.9 | 238.4 |
| 18 Xavi CARDELUS | AND | ENERGICA | 237.8 | 234.2 | 232.2 | 230.7 | 230.7 | 233.1 | 237.8 |
| 80 Jasper IWEMA | NED | ENERGICA | 237.8 | 237.8 | 237.3 | 237.3 | 236.8 | 237.4 | 237.8 |
| 11 Matteo FERRARI | ITA | ENERGICA | 236.8 | 236.3 | 234.7 | 234.7 | 231.7 | 234.8 | 236.8 |
| 6 Maria HERRERA | SPA | ENERGICA | 236.3 | 235.2 | 234.7 | 234.7 | 233.7 | 234.9 | 236.3 |
| 19 Corentin PEROLARI | FRA | ENERGICA | 236.3 | 235.2 | 234.7 | 233.7 | 233.2 | 234.6 | 236.3 |
| 77 Dominique AEGERTER | SWI | ENERGICA | 236.3 | 235.2 | 233.2 | 233.2 | 232.2 | 234.0 | 236.3 |
| 14 Andre PIRES | POR | ENERGICA | 235.8 | 235.8 | 234.7 | 234.7 | 233.7 | 234.9 | 235.8 |
| 9 Andrea MANTOVANI | ITA | ENERGICA | 234.7 | 234.7 | 233.7 | 233.7 | 232.7 | 233.9 | 234.7 |
| 3 Lukas TULOVIC | GER | ENERGICA | 232.7 | 232.7 | 232.2 | 232.2 | 229.2 | 231.8 | 232.7 |



4318 m.

BITCI MOTORRAD GRAND PRIX VON ÖSTERREICH**Race****Fastest Laps Sequence**

| <i>Lap</i> | <i>Race Time</i> |  <i>Rider</i> | <i>Nation</i> | <i>Motorcycle</i> | <i>Time</i> | <i>Km/h</i> | <i>Riders's Lap</i> |
|------------|------------------|--|---------------|-------------------|-----------------|-------------|---------------------|
| 2 | 3'18.208 | 3 Lukas TULOVIC | GER | ENERGICA | 1'36.611 | 160.9 | 2 |
| 2 | 3'20.099 | 77 Dominique AEGERTER | SWI | ENERGICA | 1'36.307 | 161.4 | 2 |
| 2 | 3'20.596 | 54 Fermín ALDEGUER | SPA | ENERGICA | 1'36.253 | 161.4 | 2 |
| 3 | 4'54.328 | 3 Lukas TULOVIC | GER | ENERGICA | 1'36.120 | 161.7 | 3 |
| 3 | 4'55.864 | 77 Dominique AEGERTER | SWI | ENERGICA | 1'35.765 | 162.3 | 3 |
| 3 | 4'56.299 | 54 Fermín ALDEGUER | SPA | ENERGICA | 1'35.703 | 162.4 | 3 |
| 3 | 4'56.563 | 51 Eric GRANADO | BRA | ENERGICA | 1'35.669 | 162.4 | 3 |
| 4 | 6'31.567 | 54 Fermín ALDEGUER | SPA | ENERGICA | 1'35.268 | 163.1 | 4 |
| 4 | 6'31.724 | 51 Eric GRANADO | BRA | ENERGICA | 1'35.161 | 163.3 | 4 |