

Computerised results and timing service provided by **TISSOT**

MotoGP

COMMERCIALBANK GRAND PRIX OF QATAR

Race

Classification after 22 laps = 118.36 km

17

Pos	Rider	Nation	Team	Motorcycle	Total Time	Km/h	Gap
1	25 99 Jorge LORENZO	SPA	Yamaha Factory Racing	YAMAHA	42'44.214	166.170	
2	20 26 Dani PEDROSA	SPA	Repsol Honda Team	HONDA	42'45.066	166.115	0.852
3	16 1 Casey STONER	AUS	Repsol Honda Team	HONDA	42'47.122	165.981	2.908
4	13 35 Cal CRUTCHLOW	GBR	Monster Yamaha Tech 3	YAMAHA	43'01.328	165.068	17.114
5	11 4 Andrea DOVIZIOSO	ITA	Monster Yamaha Tech 3	YAMAHA	43'01.634	165.048	17.420
6	10 69 Nicky HAYDEN	USA	Ducati Team	DUCATI	43'12.627	164.349	28.413
7	9 19 Alvaro BAUTISTA	SPA	San Carlo Honda Gresini	HONDA	43'12.660	164.347	28.446
8	8 6 Stefan BRADL	GER	LCR Honda MotoGP	HONDA	43'13.678	164.282	29.464
9	7 8 Hector BARBERA	SPA	Pramac Racing Team	DUCATI	43'15.598	164.161	31.384
10	6 46 Valentino ROSSI	ITA	Ducati Team	DUCATI	43'17.879	164.016	33.665
11	5 11 Ben SPIES	USA	Yamaha Factory Racing	YAMAHA	43'41.121	162.562	56.907
12	4 5 Colin EDWARDS	USA	NGM Mobile Forward Racing	SUTER	43'42.302	162.489	58.088
13	3 14 Randy DE PUNIET	FRA	Power Electronics Aspar	ART	43'54.864	161.714	1'10.650
14	2 68 Yonny HERNANDEZ	COL	Avintia Blusens	BQR-FTR	44'00.157	161.390	1'15.943
15	1 41 Aleix ESPARGARO	SPA	Power Electronics Aspar	ART	44'10.947	160.733	1'26.733
16	22 Ivan SILVA	SPA	Avintia Blusens	BQR-FTR	44'27.541	159.733	1'43.327
17	54 Mattia PASINI	ITA	Speed Master	ART	44'31.633	159.488	1'47.419
18	77 James ELLISON	GBR	Paul Bird Motorsport	ART	44'36.096	159.222	1'51.882

Not Classified

9	Danilo PETRUCCI	ITA	Came IodaRacing Project	IODA	30'29.288	158.815	7 laps
17	Karel ABRAHAM	CZE	Cardion AB Motoracing	DUCATI	14'40.447	153.985	15 laps

Not enough laps completed

51	Michele PIRRO	ITA	San Carlo Honda Gresini	FTR	43'46.733	110.601	7 laps
----	----------------------	-----	-------------------------	-----	------------------	---------	--------

Race condition: Dry

Air: 24°
Humidity: 53%
Ground: 23°

Pole Position:		Jorge LORENZO	1'54.634	168.955 Km/h
Fastest Lap:	Lap 4	Casey STONER	1'55.541	167.628 Km/h
Circuit Record Lap:	2008	Casey STONER	1'55.153	168.193 Km/h
Circuit Best Lap:	2008	Jorge LORENZO	1'53.927	170.003 Km/h

21:40'00

21:58'00

22:01'30

22:03'41

22:16'09 Michele PIRRO

22:18'12 Karel ABRAHAM

22:28'47 Michele PIRRO

22:34'06 Danilo PETRUCCI

SIGHTING LAP START

WARM UP LAP START

RACE START

No jump start

entered pits and retired

entered pits and retired

re-joined race

entered pits and retired

The results are provisional until the end of the limit for protest and appeals.

Time limit for protest expires 60' after publication of the results - Mr. Time:

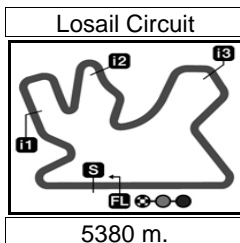
These data/results cannot be reproduced, stored and/or transmitted in whole or in part by any manner of electronic, mechanical, photocopying, recording, broadcasting or otherwise now known or herein after developed without the previous express consent by the copyright owner, except for reproduction in daily press and regular printed publications on sale to the public within 60 days of the event related to those data/results and always provided that copyright symbol appears together as follows below.

© DORNA, 2012

Official MotoGP Timing by **TISSOT**
www.motogp.com

Doha, Sunday, April 08, 2012





Computerised results and timing service provided by **TISSOT**

MotoGP

COMMERCIALBANK GRAND PRIX OF QATAR

World Championship Classification

18

Rider	<i>Nation</i>	Points	<i>QAT</i>	<i>SPA</i>	<i>POR</i>	<i>FRA</i>	<i>CAT</i>	<i>GBR</i>	<i>NED</i>	<i>GER</i>	<i>ITA</i>	<i>USA</i>	<i>INP</i>	<i>CZE</i>	<i>RSM</i>	<i>ARA</i>	<i>JPN</i>	<i>MAL</i>	<i>AUS</i>	<i>VAL</i>	
1	LORENZO Jorge	SPA	25	25																	
2	PEDROSA Dani	SPA	20	20																	
3	STONER Casey	AUS	16	16																	
4	CRUTCHLOW Cal	GBR	13	13																	
5	DOVIZIOSO Andrea	ITA	11	11																	
6	HAYDEN Nicky	USA	10	10																	
7	BAUTISTA Alvaro	SPA	9	9																	
8	BRADL Stefan	GER	8	8																	
9	BARBERA Hector	SPA	7	7																	
10	ROSSI Valentino	ITA	6	6																	
11	SPIES Ben	USA	5	5																	
12	EDWARDS Colin	USA	4	4																	
13	DE PUNIET Randy	FRA	3	3																	
14	HERNANDEZ Yonny	COL	2	2																	
15	ESPARGARO Aleix	SPA	1	1																	

Constructor	<i>Points</i>	<i>QAT</i>	<i>SPA</i>	<i>POR</i>	<i>FRA</i>	<i>CAT</i>	<i>GBR</i>	<i>NED</i>	<i>GER</i>	<i>ITA</i>	<i>USA</i>	<i>INP</i>	<i>CZE</i>	<i>RSM</i>	<i>ARA</i>	<i>JPN</i>	<i>MAL</i>	<i>AUS</i>	<i>VAL</i>		
1	YAMAHA	25	25																		
2	HONDA	20	20																		
3	DUCATI	10	10																		
4	SUTER	4	4																		
5	ART	3	3																		
6	BQR-FTR	2	2																		

Team	<i>Points</i>	<i>QAT</i>	<i>SPA</i>	<i>POR</i>	<i>FRA</i>	<i>CAT</i>	<i>GBR</i>	<i>NED</i>	<i>GER</i>	<i>ITA</i>	<i>USA</i>	<i>INP</i>	<i>CZE</i>	<i>RSM</i>	<i>ARA</i>	<i>JPN</i>	<i>MAL</i>	<i>AUS</i>	<i>VAL</i>		
1	REPSOL HONDA TEAM	36	36																		
2	YAMAHA FACTORY RACING	30	30																		
3	MONSTER YAMAHA TECH 3	24	24																		
4	DUCATI TEAM	16	16																		
5	SAN CARLO HONDA GRESINI	9	9																		
6	LCR HONDA MOTOGP	8	8																		
7	PRAMAC RACING TEAM	7	7																		
8	POWER ELECTRONICS ASPA	4	4																		
8	NGM MOBILE FORWARD RACI	4	4																		
9	AVINTIA BLUSENS	2	2																		

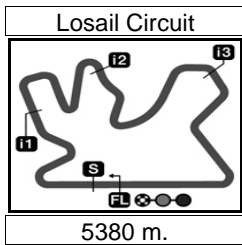
These data/results cannot be reproduced, stored and/or transmitted in whole or in part by any manner of electronic, mechanical, photocopying, recording, broadcasting or otherwise now known or herein after developed without the previous express consent by the copyright owner, except for reproduction in daily press and regular printed publications on sale to the public within 60 days of the event related to those data/results and always provided that copyright symbol appears together as follows below.

© DORNA, 2012

Official MotoGP Timing by **TISSOT**
www.motogp.com

Doha, Sunday, April 08, 2012





Computerised results and timing service provided by **TISSOT**

MotoGP

COMMERCIALBANK GRAND PRIX OF QATAR

Race

Lap Chart

19

Pos	1	2	3	4	5	6	7	8	9	10	11	12	13	14	15	16	17	18	19	20	21
Grid	99	1	35	11	69	4	26	8	6	17	19	46	5	14	41	68	51	54	9	22	77

1	99	26	1	4	35	11	6	69	19	8	46	17	68	51	41	5	14	54	9	22	77
2	99	26	1	4	35	6	11	69	19	46	17	8	68	41	5	14	54	9	22	77	51
3	1	99	26	4	35	6	11	69	19	46	8	17	5	68	14	41	54	9	22	77	51
4	1	99	26	4	35	6	11	69	19	46	8	17	5	14	68	41	54	9	22	77	51
5	1	99	26	4	35	6	19	69	11	8	17	46	5	68	41	14	54	9	22	51	77
6	1	99	26	4	35	6	19	69	11	8	46	5	68	14	41	54	9	22	51	77	17
7	1	99	26	4	35	6	19	69	11	8	46	5	68	14	41	54	9	22	77	17	51
8	1	99	26	4	35	6	19	69	11	8	46	5	68	14	41	54	9	22	77	51	
9	1	99	26	4	35	6	69	19	8	11	46	5	68	14	41	54	22	9	77	51	
10	1	99	26	4	35	6	69	19	8	46	11	5	68	14	41	22	54	9	77	51	
L	1	99	26	4	35	6	69	19	8	46	11	5	14	68	41	22	54	9	77	51	
a	1	99	26	4	35	6	69	19	8	46	11	5	14	68	41	22	54	9	77	51	
P	1	99	26	4	35	6	69	19	8	46	11	5	14	68	41	22	54	9	77	51	
S	1	99	26	4	35	6	69	19	8	46	11	5	14	68	41	22	54	9	77	51	
14	1	99	26	4	35	6	69	19	8	46	11	5	14	68	41	22	54	9	77	51	
15	1	99	26	4	35	6	69	19	8	46	11	5	14	68	41	22	54	77	9	51	
16	1	99	26	4	35	6	69	19	8	46	11	5	14	68	41	22	54	77			
17	1	99	26	35	4	6	69	8	19	46	11	5	14	68	41	22	54	77			
18	1	99	26	35	4	6	8	19	69	46	11	5	14	68	41	22	54	77			
19	99	1	26	35	4	8	6	69	19	46	11	5	14	68	41	22	54	77			
20	99	1	26	35	4	8	6	69	19	46	11	5	14	68	41	22	54	77			
21	99	26	1	35	4	69	8	19	6	46	11	5	14	68	41	22	54	77			
22	99	26	1	35	4	69	19	6	8	46	11	5	14	68	41	22	54	77			

Winner Lapped rider

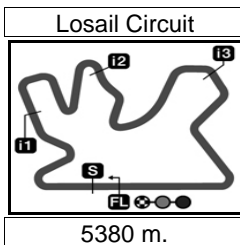
These data/results cannot be reproduced, stored and/or transmitted in whole or in part by any manner of electronic, mechanical, photocopying, recording, broadcasting or otherwise now known or herein after developed without the previous express consent by the copyright owner, except for reproduction in daily press and regular printed publications on sale to the public within 60 days of the event related to those data/results and always provided that copyright symbol appears together as follows below.

© DORNA, 2012

Official MotoGP Timing by **TISSOT**
www.motogp.com



Doha, Sunday, April 08, 2012



Computerised results and timing service provided by **TISSOT**


MotoGP

COMMERCIALBANK GRAND PRIX OF QATAR

Race

Fastest Lap of Each Rider

20

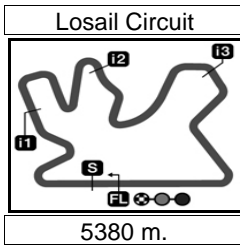
	<i>Rider</i>	<i>Nation</i>	<i>Team</i>	<i>Motorcycle</i>	<i>Time</i>	<i>Lap Total</i>	<i>Gap</i>
1	1 Casey STONER	AUS	Repsol Honda Team	HONDA	1'55.541	4 22	
2	35 Cal CRUTCHLOW	GBR	Monster Yamaha Tech 3	YAMAHA	1'55.984	3 22	0.443 0.443
3	26 Dani PEDROSA	SPA	Repsol Honda Team	HONDA	1'56.001	16 22	0.460 0.017
4	99 Jorge LORENZO	SPA	Yamaha Factory Racing	YAMAHA	1'56.067	5 22	0.526 0.066
5	4 Andrea DOVIZIOSO	ITA	Monster Yamaha Tech 3	YAMAHA	1'56.208	2 22	0.667 0.141
6	6 Stefan BRADL	GER	LCR Honda MotoGP	HONDA	1'56.466	3 22	0.925 0.258
7	8 Hector BARBERA	SPA	Pramac Racing Team	DUCATI	1'56.639	4 22	1.098 0.173
8	19 Alvaro BAUTISTA	SPA	San Carlo Honda Gresini	HONDA	1'56.796	3 22	1.255 0.157
9	69 Nicky HAYDEN	USA	Ducati Team	DUCATI	1'56.881	14 22	1.340 0.085
10	11 Ben SPIES	USA	Yamaha Factory Racing	YAMAHA	1'56.958	3 22	1.417 0.077
11	17 Karel ABRAHAM	CZE	Cardion AB Motoracing	DUCATI	1'57.051	4 7	1.510 0.093
12	46 Valentino ROSSI	ITA	Ducati Team	DUCATI	1'57.144	9 22	1.603 0.093
13	5 Colin EDWARDS	USA	NGM Mobile Forward Racing	SUTER	1'58.153	17 22	2.612 1.009
14	14 Randy DE PUNIET	FRA	Power Electronics Aspar	ART	1'58.363	7 22	2.822 0.210
15	68 Yonny HERNANDEZ	COL	Avintia Blusens	BQR-FTR	1'58.996	5 22	3.455 0.633
16	41 Aleix ESPARGARO	SPA	Power Electronics Aspar	ART	1'59.191	2 22	3.650 0.195
17	51 Michele PIRRO	ITA	San Carlo Honda Gresini	FTR	1'59.543	11 15	4.002 0.352
18	22 Ivan SILVA	SPA	Avintia Blusens	BQR-FTR	1'59.956	8 22	4.415 0.413
19	54 Mattia PASINI	ITA	Speed Master	ART	1'59.983	3 22	4.442 0.027
20	9 Danilo PETRUCCI	ITA	Came IodaRacing Project	IODA	2'00.142	2 15	4.601 0.159
21	77 James ELLISON	GBR	Paul Bird Motorsport	ART	2'00.246	4 22	4.705 0.104

These data/results cannot be reproduced, stored and/or transmitted in whole or in part by any manner of electronic, mechanical, photocopying, recording, broadcasting or otherwise now known or herein after developed without the previous express consent by the copyright owner, except for reproduction in daily press and regular printed publications on sale to the public within 60 days of the event related to those data/results and always provided that copyright symbol appears together as follows below.
© DORNA, 2012

Official MotoGP Timing by **TISSOT**
www.motogp.com

Doha, Sunday, April 08, 2012





Computerised results and timing service provided by **TISSOT**

MotoGP

COMMERCIALBANK GRAND PRIX OF QATAR

After the Race

Event Best Maximum Speed

21



<i>Rider</i>	<i>Nation Team</i>	<i>Motorcycle</i>	<i>Km/h</i>	
8 Hector BARBERA	SPA Pramac Racing Team	DUCATI	342.3	Race
26 Dani PEDROSA	SPA Repsol Honda Team	HONDA	341.8	Race
46 Valentino ROSSI	ITA Ducati Team	DUCATI	341.6	Race
69 Nicky HAYDEN	USA Ducati Team	DUCATI	341.2	Race
6 Stefan BRADL	GER LCR Honda MotoGP	HONDA	339.5	Race
19 Alvaro BAUTISTA	SPA San Carlo Honda Gresini	HONDA	338.9	Race
4 Andrea DOVIZIOSO	ITA Monster Yamaha Tech 3	YAMAHA	337.3	Race
1 Casey STONER	AUS Repsol Honda Team	HONDA	337.1	Warm Up
17 Karel ABRAHAM	CZE Cardion AB Motoracing	DUCATI	336.1	Free Practice Nr. 1
11 Ben SPIES	USA Yamaha Factory Racing	YAMAHA	335.0	Race
35 Cal CRUTCHLOW	GBR Monster Yamaha Tech 3	YAMAHA	334.8	Race
99 Jorge LORENZO	SPA Yamaha Factory Racing	YAMAHA	334.0	Race
5 Colin EDWARDS	USA NGM Mobile Forward Racing	SUTER	319.5	Race
14 Randy DE PUNIET	FRA Power Electronics Aspar	ART	317.5	Race
51 Michele PIRRO	ITA San Carlo Honda Gresini	FTR	316.6	Race
22 Ivan SILVA	SPA Avintia Blusens	BQR-FTR	315.2	Race
41 Aleix ESPARGARO	SPA Power Electronics Aspar	ART	315.0	Race
54 Mattia PASINI	ITA Speed Master	ART	314.9	Race
77 James ELLISON	GBR Paul Bird Motorsport	ART	314.9	Race
68 Yonny HERNANDEZ	COL Avintia Blusens	BQR-FTR	312.4	Race
9 Danilo PETRUCCI	ITA Came IodaRacing Project	IODA	301.1	Race

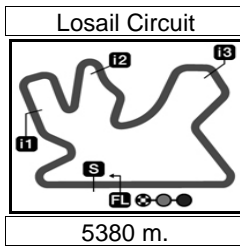
These data/results cannot be reproduced, stored and/or transmitted in whole or in part by any manner of electronic, mechanical, photocopying, recording, broadcasting or otherwise now known or herein after developed without the previous express consent by the copyright owner, except for reproduction in daily press and regular printed publications on sale to the public within 60 days of the event related to those data/results and always provided that copyright symbol appears together as follows below.

© DORNA, 2012

Official MotoGP Timing by **TISSOT**
www.motogp.com



Doha, Sunday, April 08, 2012



Computerised results and timing service provided by TISSOT

MotoGP

COMMERCIALBANK GRAND PRIX OF QATAR

Race

Chronological Analysis of Performances

22

						<i>T1</i> Time from finish line to 1st intermediate		<i>T3</i> Time from 2nd intermed. to 3rd intermed.					
<i>P</i> Crossing the finish line in pit lane						<i>T2</i> Time from 1st intermed. to 2nd intermed.		<i>T4</i> Time from 3rd intermediate to finish line					
Lap	Lap Time	<i>T1</i>	<i>T2</i>	<i>T3</i>	<i>T4</i> Speed	Lap	Lap Time	<i>T1</i>	<i>T2</i>	<i>T3</i>	<i>T4</i> Speed		
1st 99 Jorge LORENZO Yamaha Factory Raci SPA						1	2'02.011	31.072	30.518	28.616	31.805	193.8	
2	1'56.263	25.303	30.231	28.809	31.920	330.2	2	1'55.976	25.213	30.293	28.841	31.629	331.8
3	1'56.235	25.282	30.190	28.829	31.934	330.5	3	1'56.083	25.205	30.256	28.859	31.763	329.4
4	1'56.136	25.398	30.202	28.695	31.841	329.2	4	1'55.541	25.050	30.194	28.520	31.777	335.1
5	1'56.067	25.178	30.239	28.692	31.958	333.7	5	1'55.985	25.227	30.198	28.746	31.814	335.3
6	1'56.121	25.194	30.262	28.766	31.899	333.6	6	1'56.031	25.264	30.310	28.609	31.848	333.4
7	1'56.276	25.357	30.282	28.782	31.855	334.0	7	1'55.972	25.257	30.270	28.601	31.844	334.6
8	1'56.315	25.285	30.249	28.790	31.991	333.4	8	1'55.891	25.136	30.295	28.616	31.844	335.7
9	1'56.161	25.186	30.223	28.863	31.889	332.9	9	1'55.918	25.184	30.244	28.628	31.862	334.6
10	1'56.163	25.176	30.283	28.805	31.899	333.3	10	1'56.112	25.297	30.306	28.684	31.825	333.8
11	1'56.314	25.318	30.217	28.864	31.915	333.3	11	1'56.039	25.164	30.439	28.629	31.807	333.8
12	1'56.344	25.315	30.223	28.849	31.957	332.5	12	1'56.391	25.325	30.473	28.696	31.897	334.4
13	1'56.185	25.180	30.270	28.843	31.892	333.0	13	1'56.564	25.424	30.431	28.738	31.971	333.5
14	1'56.493	25.210	30.267	28.928	32.088	332.7	14	1'56.195	25.286	30.394	28.587	31.928	332.0
15	1'56.417	25.304	30.251	28.878	31.984	331.9	15	1'56.512	25.376	30.395	28.734	32.007	334.0
16	1'56.234	25.241	30.342	28.745	31.906	332.1	16	1'56.568	25.410	30.487	28.696	31.975	331.9
17	1'56.198	25.226	30.282	28.802	31.888	332.6	17	1'56.607	25.280	30.545	28.803	31.979	332.9
18	1'56.239	25.174	30.317	28.778	31.970	333.6	18	1'56.962	25.385	30.490	28.858	32.229	332.7
19	1'57.219	25.595	30.451	29.045	32.128	332.4	19	1'57.672	25.598	30.683	28.970	32.421	329.0
20	1'56.485	25.403	30.270	28.853	31.959	325.2	20	1'57.325	25.712	30.695	28.856	32.062	328.7
21	1'56.339	25.293	30.275	28.841	31.930	332.2	21	1'57.108	25.515	30.721	28.904	31.968	335.5
22	1'56.392	25.243	30.250	28.901	31.998	332.3	22	1'57.659	25.512	30.806	29.031	32.310	333.3
4th 35 Cal CRUTCHLOW Monster Yamaha Tec GBR						1	2'03.546	31.692	30.935	28.781	32.138	189.3	
2	1'56.618	25.335	30.960	28.437	31.886	333.2	2	1'56.618	25.335	30.960	28.437	31.886	333.2
3	1'55.984	25.129	30.173	28.691	31.991	333.3	3	1'55.984	25.129	30.173	28.691	31.991	333.3
4	1'56.573	25.408	30.349	28.874	31.942	334.4	4	1'56.573	25.408	30.349	28.874	31.942	334.4
5	1'56.716	25.422	30.510	28.697	32.087	334.5	5	1'56.716	25.422	30.510	28.697	32.087	334.5
6	1'56.786	25.392	30.576	28.769	32.049	334.0	6	1'56.786	25.392	30.576	28.769	32.049	334.0
7	1'57.238	25.495	30.708	28.921	32.114	333.8	7	1'57.238	25.495	30.708	28.921	32.114	333.8
8	1'57.535	25.727	30.675	28.961	32.172	334.1	8	1'57.535	25.727	30.675	28.961	32.172	334.1
9	1'57.091	25.492	30.506	28.892	32.201	334.8	9	1'57.091	25.492	30.506	28.892	32.201	334.8
10	1'57.092	25.474	30.613	28.928	32.077	334.2	10	1'57.092	25.474	30.613	28.928	32.077	334.2
11	1'57.266	25.505	30.626	28.967	32.168	333.6	11	1'57.266	25.505	30.626	28.967	32.168	333.6
12	1'57.660	25.534	30.669	29.024	32.433	334.0	12	1'57.660	25.534	30.669	29.024	32.433	334.0
13	1'56.774	25.531	30.451	28.735	32.057	334.1	13	1'56.774	25.531	30.451	28.735	32.057	334.1
14	1'56.908	25.451	30.511	28.814	32.132	334.2	14	1'56.908	25.451	30.511	28.814	32.132	334.2
15	1'56.886	25.411	30.493	28.841	32.141	333.5	15	1'56.886	25.411	30.493	28.841	32.141	333.5
16	1'57.519	25.489	30.573	29.127	32.330	333.1	16	1'57.519	25.489	30.573	29.127	32.330	333.1
17	1'57.249	25.591	30.819	28.802	32.037	333.6	17	1'57.249	25.591	30.819	28.802	32.037	333.6
18	1'58.089	25.470	30.540	29.807	32.272	331.1	18	1'58.089	25.470	30.540	29.807	32.272	331.1
19	1'56.943	25.407	30.500	28.922	32.114	332.7	19	1'56.943	25.407	30.500	28.922	32.114	332.7
20	1'57.076	25.546	30.500	28.919	32.111	333.1	20	1'57.076	25.546	30.500	28.919	32.111	333.1
21	1'57.013	25.528	30.507	28.856	32.122	332.5	21	1'57.013	25.528	30.507	28.856	32.122	332.5
22	1'56.766	25.458	30.353	28.848	32.107	331.6	22	1'56.766	25.458	30.353	28.848	32.107	331.6
5th 4 Andrea DOVIZIOSO Monster Yamaha Tec ITA						1	2'03.321	31.437	30.831	28.729	32.324	195.5	
2	1'56.208	25.424	30.255	28.666	31.863	335.4	2	1'56.208	25.424	30.255	28.666	31.863	335.4
3rd 1 Casey STONER Repsol Honda Team AUS						1	2'03.321	31.437	30.831	28.729	32.324	195.5	
2	1'56.208	25.424	30.255	28.666	31.863	335.4	2	1'56.208	25.424	30.255	28.666	31.863	335.4

Fastest Lap: 1'56.067 25.178 30.239 28.692 31.958

These data/results cannot be reproduced, stored and/or transmitted in whole or in part by any manner of electronic, mechanical, photocopying, recording, broadcasting or otherwise now known or herein after developed without the previous express consent by the copyright owner, except for reproduction in daily press and regular printed publications on sale to the public within 60 days of the event related to those data/results and always provided that copyright symbol appears together as follows below.
© DORNA, 2012



Race

MotoGP

Lap	Lap Time	T1	T2	T3	T4	Speed	Lap	Lap Time	T1	T2	T3	T4	Speed
3	1'56.329	25.299	30.363	28.727	31.940	334.1	16	1'57.715	25.502	30.819	29.154	32.240	335.6
4	1'56.791	25.421	30.373	28.837	32.160	335.4	17	1'58.167	25.514	31.351	29.274	32.028	332.6
5	1'56.666	25.352	30.372	28.818	32.124	334.8	18	1'57.714	25.493	30.873	29.221	32.127	335.7
6	1'56.828	25.409	30.469	28.839	32.111	333.7	19	1'58.526	25.685	31.104	29.590	32.147	335.8
7	1'57.222	25.527	30.603	28.949	32.143	334.0	20	1'58.072	25.767	31.143	28.982	32.180	337.2
8	1'57.520	25.746	30.616	28.991	32.167	334.1	21	1'57.814	25.742	30.891	29.181	32.000	336.4
9	1'57.082	25.460	30.449	28.969	32.204	335.1	22	1'57.111	25.503	30.598	28.990	32.020	335.7
10	1'57.119	25.495	30.506	29.000	32.118	332.9	8th 6 Stefan BRADL LCR Honda MotoGP GER						
11	1'57.294	25.532	30.559	28.980	32.223	333.0	1	2'03.688	31.762	31.073	28.934	31.919	199.6
12	1'57.303	25.491	30.634	29.059	32.119	332.5	2	1'57.020	25.640	30.723	28.716	31.941	329.7
13	1'56.831	25.381	30.411	28.921	32.118	333.6	3	1'56.466	25.265	30.424	28.792	31.985	335.5
14	1'56.836	25.367	30.415	28.920	32.134	333.5	4	1'57.182	25.430	30.627	29.029	32.096	338.0
15	1'57.179	25.479	30.520	28.980	32.200	332.9	5	1'57.108	25.305	30.663	29.034	32.106	338.6
16	1'57.519	25.430	30.634	29.161	32.294	333.3	6	1'57.018	25.411	30.644	28.916	32.047	336.7
17	1'57.738	25.703	31.075	28.948	32.012	332.3	7	1'57.363	25.569	30.649	29.038	32.107	337.5
18	1'57.790	25.450	30.579	29.650	32.111	337.3	8	1'57.602	25.547	30.765	29.041	32.249	334.6
19	1'57.194	25.603	30.550	28.978	32.063	334.4	9	1'57.284	25.464	30.755	29.021	32.044	336.1
20	1'56.927	25.439	30.531	28.936	32.021	337.0	10	1'57.280	25.436	30.704	29.032	32.108	337.0
21	1'56.991	25.537	30.549	28.910	31.995	336.2	11	1'57.636	25.516	30.901	29.062	32.157	336.4
22	1'56.946	25.522	30.444	28.804	32.176	335.9	12	1'57.711	25.535	31.004	29.060	32.112	335.4
6th 69 Nicky HAYDEN Ducati Team USA							13	1'57.928	25.477	30.962	29.231	32.258	335.7
1	2'03.786	31.571	30.955	29.072	32.188	194.5	14	1'57.947	25.702	30.942	29.114	32.189	333.2
2	1'57.675	25.971	30.864	28.809	32.031	332.6	15	1'57.599	25.454	30.781	29.157	32.207	334.3
3	1'57.072	25.707	30.518	28.743	32.104	341.2	16	1'58.119	25.625	30.927	29.386	32.181	334.2
4	1'57.113	25.374	30.668	28.842	32.229	322.1	17	1'57.743	25.572	30.882	29.163	32.126	335.1
5	1'57.877	25.639	30.888	29.006	32.344	339.8	18	1'58.158	25.825	30.892	29.190	32.251	335.2
6	1'57.469	25.504	30.621	29.004	32.340	334.3	19	1'58.530	25.793	31.117	29.440	32.180	332.7
7	1'57.639	25.632	30.655	29.046	32.306	337.6	20	1'58.237	25.854	30.912	29.135	32.336	335.9
8	1'57.578	25.647	30.717	28.955	32.259	338.3	21	1'58.268	25.775	31.114	29.289	32.090	339.5
9	1'57.714	25.612	30.822	28.974	32.306	331.5	22	1'57.791	25.671	30.863	29.080	32.177	334.2
10	1'57.461	25.501	30.682	29.027	32.251	337.7	9th 8 Hector BARBERA Pramac Racing Team SPA						
11	1'57.331	25.481	30.697	28.953	32.200	336.8	1	2'04.190	31.990	31.227	28.861	32.112	191.0
12	1'57.337	25.660	30.591	28.901	32.185	337.3	2	1'58.618	26.055	30.834	28.949	32.780	332.7
13	1'57.181	25.448	30.649	28.867	32.217	337.4	3	1'57.560	26.010	30.634	28.799	32.117	320.8
14	1'56.881	25.368	30.515	28.853	32.145	338.1	4	1'56.639	25.408	30.507	28.809	31.915	338.6
15	1'57.369	25.431	30.730	28.978	32.230	339.5	5	1'57.863	25.498	31.146	29.010	32.209	338.0
16	1'57.693	25.494	30.721	29.218	32.260	338.8	6	1'57.981	25.749	30.871	28.956	32.405	341.0
17	1'57.845	25.522	30.932	29.061	32.330	337.7	7	1'57.351	25.480	30.701	28.948	32.222	340.2
18	1'58.453	25.621	31.297	29.216	32.319	339.5	8	1'57.829	25.575	30.728	29.013	32.513	335.9
19	1'58.133	25.612	31.077	29.213	32.231	338.6	9	1'57.174	25.521	30.561	28.972	32.120	335.8
20	1'58.088	25.763	31.026	29.029	32.270	340.1	10	1'57.308	25.684	30.523	28.891	32.210	338.8
21	1'57.740	25.525	30.730	29.107	32.378	340.7	11	1'57.298	25.518	30.680	28.945	32.155	334.2
22	1'57.192	25.464	30.573	28.936	32.219	335.3	12	1'57.030	25.556	30.526	28.887	32.061	340.5
7th 19 Alvaro BAUTISTA San Carlo Honda Gre SPA							13	1'56.991	25.508	30.513	28.864	32.106	330.7
1	2'03.977	31.859	31.243	28.801	32.074	210.0	14	1'57.157	25.424	30.582	28.971	32.180	337.0
2	1'57.817	25.887	30.973	28.784	32.173	334.4	15	1'57.187	25.450	30.612	28.989	32.136	332.1
3	1'56.796	25.573	30.522	28.780	31.921	333.7	16	1'57.325	25.468	30.521	29.121	32.215	338.2
4	1'57.142	25.524	30.624	28.794	32.200	331.7	17	1'57.616	25.478	30.989	29.053	32.096	335.9
5	1'57.373	25.663	30.503	28.918	32.289	329.6	18	1'57.981	25.570	30.943	29.247	32.221	338.7
6	1'57.538	25.515	30.661	29.177	32.185	336.6	19	1'58.139	25.593	30.942	29.265	32.339	337.1
7	1'57.611	25.577	30.636	29.209	32.189	337.9	20	1'58.141	25.710	30.798	29.339	32.294	334.6
8	1'57.719	25.753	30.617	29.142	32.207	337.9	21	1'58.154	25.696	30.643	29.583	32.232	338.1
9	1'58.139	25.661	30.734	29.422	32.322	337.8	22	2'00.066	28.216	30.446	29.129	32.275	342.3
10	1'57.380	25.546	30.693	29.023	32.118	336.2	10th 46 Valentino ROSSI Ducati Team ITA						
11	1'57.354	25.527	30.739	29.070	32.018	334.2	1	2'04.240	32.208	31.223	28.837	31.972	210.8
12	1'57.412	25.640	30.736	29.018	32.018	335.3	2	1'57.834	25.832	30.864	28.906	32.232	326.0
13	1'57.021	25.388	30.673	28.943	32.017	337.2	3	1'57.478	25.487	30.742	28.868	32.381	326.3
14	1'57.035	25.442	30.603	28.999	31.991	332.9							
15	1'57.227	25.518	30.614	28.989	32.106	338.9							

Fastest Lap:

1'56.067 25.178 30.239 28.692 31.958

These data/results cannot be reproduced, stored and/or transmitted in whole or in part by any manner of electronic, mechanical, photocopying, recording, broadcasting or otherwise now known or herein after developed without the previous express consent by the copyright owner, except for reproduction in daily press and regular printed publications on sale to the public within 60 days of the event related to those data/results and always provided that copyright symbol appears together as follows below.

© DORNA, 2012



Race

MotoGP

Lap	Lap Time	T1	T2	T3	T4	Speed	Lap	Lap Time	T1	T2	T3	T4	Speed
4	1'57.364	25.564	30.529	29.062	32.209	340.3	17	1'58.153	25.680	30.603	29.273	32.597	317.4
5	2'02.447	25.523	35.091	29.469	32.364	339.5	18	1'58.333	25.746	30.518	29.339	32.730	316.7
6	1'58.069	25.789	30.767	29.129	32.384	338.8	19	1'58.549	25.804	30.666	29.341	32.738	316.7
7	1'57.457	25.559	30.560	28.989	32.349	335.8	20	1'58.981	26.012	30.890	29.382	32.697	319.5
8	1'57.534	25.610	30.648	28.982	32.294	336.8	21	1'58.817	25.892	30.670	29.410	32.845	316.2
9	1'57.144	25.506	30.543	28.940	32.155	339.0	22	1'59.451	25.882	30.914	29.593	33.062	316.8
10	1'57.357	25.471	30.671	29.001	32.214	338.7	13th 14 Randy DE PUNIET Power Electronics As FRA						
11	1'57.209	25.464	30.638	28.978	32.129	341.6	1	2'08.156	33.441	31.972	29.739	33.004	201.3
12	1'57.857	25.488	30.632	29.474	32.263	337.9	2	1'58.743	25.748	30.929	29.306	32.760	315.1
13	1'57.893	25.515	30.816	29.259	32.303	337.8	3	1'59.518	26.058	30.885	29.274	33.301	315.1
14	1'57.950	25.695	30.785	29.152	32.318	336.0	4	1'58.561	25.815	30.868	29.114	32.764	317.5
15	1'57.522	25.638	30.599	29.087	32.198	339.8	5	2'02.788	30.091	30.736	29.202	32.759	313.4
16	1'57.455	25.588	30.538	29.094	32.235	336.1	6	1'59.132	25.769	31.020	29.419	32.924	313.1
17	1'57.577	25.560	30.598	29.205	32.214	337.4	7	1'58.363	25.693	30.751	29.210	32.709	310.4
18	1'57.447	25.579	30.610	29.052	32.206	338.5	8	1'58.542	25.898	30.690	29.250	32.704	313.2
19	1'58.150	26.150	30.612	29.085	32.303	337.2	9	1'58.593	25.798	30.766	29.235	32.794	314.0
20	1'57.229	25.465	30.579	28.983	32.202	338.8	10	1'59.016	25.696	30.823	29.464	33.033	314.3
21	1'57.513	25.518	30.663	29.009	32.323	338.1	11	1'59.259	26.029	30.930	29.364	32.936	315.0
22	1'57.153	25.360	30.524	29.075	32.194	335.0	12	1'58.582	25.785	30.677	29.295	32.825	310.5
11th 11 Ben SPIES Yamaha Factory Raci USA							13	1'58.594	25.738	30.744	29.330	32.782	311.4
1	2'03.620	31.317	30.712	28.787	32.804	191.7	14	1'58.883	25.888	30.825	29.329	32.841	310.3
2	1'57.730	25.589	31.275	28.764	32.102	331.8	15	1'58.690	25.722	30.731	29.369	32.868	311.4
3	1'56.958	25.446	30.464	28.945	32.103	334.8	16	1'58.416	25.660	30.669	29.298	32.789	311.4
4	1'57.266	25.427	30.662	28.917	32.260	333.0	17	1'58.985	25.753	30.770	29.522	32.940	310.1
5	1'58.302	25.367	30.690	29.127	33.118	335.0	18	1'59.242	25.734	30.868	29.613	33.027	311.7
6	1'58.128	25.700	30.851	29.262	32.315	333.1	19	1'59.659	25.918	31.210	29.593	32.938	310.2
7	1'57.892	25.576	30.757	29.190	32.369	333.3	20	2'03.584	25.884	35.109	29.722	32.869	310.8
8	1'58.121	25.585	30.740	29.193	32.603	334.0	21	1'59.337	25.794	31.033	29.600	32.910	310.9
9	1'59.920	26.163	30.967	29.279	33.511	332.1	22	2'00.221	25.971	31.084	29.744	33.422	310.7
10	2'00.028	26.160	31.002	30.218	32.648	324.1	14th 68 Yonny HERNANDEZ Avintia Blusens COL						
11	1'59.009	25.957	30.883	29.514	32.655	332.5	1	2'06.363	32.669	31.367	29.281	33.046	200.2
12	1'59.026	25.867	30.986	29.604	32.569	331.9	2	1'59.865	25.812	31.413	29.495	33.145	312.4
13	1'59.230	25.921	30.980	29.572	32.757	330.3	3	2'00.165	25.925	31.136	29.460	33.644	310.2
14	1'59.258	25.888	31.010	29.619	32.741	327.7	4	1'59.053	26.252	30.816	29.157	32.828	309.6
15	2'00.390	26.018	31.589	29.986	32.797	326.2	5	1'58.996	25.971	30.695	29.332	32.998	312.4
16	1'59.455	25.953	31.034	29.839	32.629	329.6	6	1'59.024	26.002	30.860	29.296	32.866	312.0
17	1'59.932	25.800	31.204	30.168	32.760	330.4	7	1'59.226	26.024	30.875	29.363	32.964	311.8
18	1'59.268	25.900	31.060	29.609	32.699	329.1	8	1'59.304	25.909	30.921	29.447	33.027	310.7
19	1'59.094	25.760	30.910	29.651	32.773	327.6	9	1'59.699	25.883	31.101	29.587	33.128	311.1
20	1'59.242	25.724	30.988	29.788	32.742	329.6	10	1'59.582	25.905	31.015	29.593	33.069	310.5
21	1'59.030	25.698	30.948	29.755	32.629	329.1	11	1'59.882	25.958	31.453	29.510	32.961	310.2
22	2'00.222	25.836	31.380	29.674	33.332	329.7	12	1'59.432	26.006	30.954	29.338	33.134	311.2
12th 5 Colin EDWARDS NGM Mobile Forward USA							13	1'59.625	26.162	31.182	29.293	32.988	311.4
1	2'07.446	33.208	31.926	29.608	32.704	195.4	14	1'59.813	25.985	31.027	29.698	33.103	310.1
2	1'59.218	26.184	30.931	29.368	32.735	316.3	15	1'59.703	25.980	30.945	29.506	33.272	310.8
3	1'59.267	25.904	30.875	29.462	33.026	312.4	16	1'59.654	26.038	31.006	29.504	33.106	310.2
4	1'58.436	25.695	30.713	29.313	32.715	318.1	17	1'59.360	25.983	30.928	29.480	32.969	309.8
5	1'58.685	25.741	30.703	29.423	32.818	318.3	18	1'59.818	25.942	31.023	29.658	33.195	309.1
6	1'58.371	25.694	30.641	29.348	32.688	318.2	19	2'00.335	26.087	31.059	29.666	33.523	307.8
7	1'58.492	25.751	30.622	29.338	32.781	319.1	20	2'00.489	26.169	31.374	29.768	33.178	307.3
8	1'58.581	25.723	30.615	29.418	32.825	318.7	21	1'59.901	26.090	31.094	29.569	33.148	310.1
9	1'58.811	25.880	30.716	29.439	32.776	318.4	22	2'00.868	26.146	31.224	29.801	33.697	309.6
10	1'58.534	25.724	30.671	29.403	32.736	318.9	15th 41 Aleix ESPARGARO Power Electronics As SPA						
11	1'58.507	25.798	30.612	29.271	32.826	317.8	1	2'07.387	32.723	32.230	29.525	32.909	200.4
12	1'58.890	25.786	30.757	29.446	32.901	319.0	2	1'59.191	25.949	31.010	29.311	32.921	313.5
13	1'58.798	25.817	30.735	29.415	32.831	317.7	3	2'00.375	26.305	31.169	29.401	33.500	314.7
14	2'01.090	25.989	32.436	29.958	32.707	317.4	4	1'59.968	26.132	31.363	29.556	32.917	315.0
15	1'58.568	25.879	30.591	29.310	32.788	316.6							
16	1'58.324	25.719	30.635	29.363	32.607	316.3							

Fastest Lap:

1'56.067 25.178 30.239 28.692 31.958

These data/results cannot be reproduced, stored and/or transmitted in whole or in part by any manner of electronic, mechanical, photocopying, recording, broadcasting or otherwise now known or herein after developed without the previous express consent by the copyright owner, except for reproduction in daily press and regular printed publications on sale to the public within 60 days of the event related to those data/results and always provided that copyright symbol appears together as follows below.

© DORNA, 2012



Race

MotoGP

Lap	Lap Time	T1	T2	T3	T4	Speed	Lap	Lap Time	T1	T2	T3	T4	Speed
5	2'00.164	26.169	31.199	29.615	33.181	313.7	18	2'01.935	26.415	31.706	30.183	33.631	309.7
6	2'00.384	26.040	31.137	29.929	33.278	314.2	19	2'01.783	26.461	31.831	30.003	33.488	310.9
7	1'59.849	26.073	31.062	29.594	33.120	314.0	20	2'01.701	26.295	31.730	30.093	33.583	311.8
8	2'00.261	26.094	31.155	29.989	33.023	313.0	21	2'01.282	26.296	31.601	29.967	33.418	311.3
9	2'00.166	26.110	31.198	29.647	33.211	314.0	22	2'04.106	26.501	31.836	30.449	35.320	311.8
10	1'59.961	26.216	31.041	29.573	33.131	313.9	18th 77 James ELLISON Paul Bird Motorsport GBR						
11	2'00.179	26.073	31.137	29.917	33.052	313.6	1	2'10.237	34.418	31.773	30.151	33.895	206.7
12	2'00.092	26.176	31.237	29.657	33.022	313.0	2	2'04.187	29.807	31.427	29.608	33.345	314.9
13	2'00.113	26.087	31.077	29.766	33.183	312.7	3	2'00.692	26.546	31.285	29.592	33.269	300.9
14	2'00.313	26.119	31.062	29.888	33.244	314.0	4	2'00.246	26.139	31.314	29.532	33.261	313.2
15	2'00.065	26.044	31.071	29.830	33.120	313.7	5	2'00.909	26.592	31.441	29.582	33.294	313.3
16	2'00.490	26.161	31.154	29.903	33.272	313.4	6	2'05.631	30.996	31.426	29.755	33.454	314.9
17	2'00.510	26.328	31.095	29.846	33.241	313.4	7	2'00.899	26.260	31.309	29.855	33.475	313.9
18	2'00.159	26.113	31.130	29.756	33.160	313.0	8	2'00.797	26.183	31.340	29.833	33.441	312.0
19	2'00.406	26.193	31.169	29.839	33.205	313.0	9	2'00.874	26.259	31.560	29.635	33.420	312.2
20	2'00.320	26.098	31.230	29.816	33.176	313.7	10	2'00.786	26.481	31.341	29.689	33.275	312.3
21	2'00.160	26.093	31.153	29.741	33.173	313.4	11	2'00.535	26.211	31.336	29.634	33.354	312.0
22	2'00.434	26.054	31.172	29.877	33.331	313.1	12	2'00.603	26.277	31.366	29.687	33.273	311.3
16th 22 Ivan SILVA Avintia Blusens SPA							13	2'00.636	26.500	31.294	29.590	33.252	312.3
1	2'09.132	34.041	32.037	29.955	33.099	206.5	14	2'00.574	26.254	31.415	29.626	33.279	314.4
2	2'01.707	27.037	31.632	29.500	33.538	314.5	15	2'01.437	26.261	31.658	30.149	33.369	311.5
3	2'00.175	26.454	31.162	29.413	33.146	315.2	16	2'00.294	26.141	31.177	29.758	33.218	313.0
4	2'00.336	26.551	31.136	29.447	33.202	313.3	17	2'00.600	26.187	31.340	29.779	33.294	311.5
5	2'01.077	26.375	31.628	29.855	33.219	313.4	18	2'00.945	26.326	31.333	29.851	33.435	312.0
6	2'00.275	26.189	31.186	29.514	33.386	313.5	19	2'01.033	26.517	31.389	29.721	33.406	310.9
7	2'00.110	26.223	31.106	29.490	33.291	313.6	20	2'00.988	26.520	31.401	29.773	33.294	311.8
8	1'59.956	26.211	31.020	29.355	33.370	313.8	21	2'00.945	26.391	31.430	29.877	33.247	312.2
9	2'00.119	26.393	31.296	29.268	33.162	314.3	22	2'02.248	26.466	31.711	29.949	34.122	312.3
10	2'00.461	26.250	31.261	29.534	33.416	314.1	19th 51 Michele PIRRO San Carlo Honda Gre ITA						
11	2'00.271	26.250	31.311	29.514	33.196	312.0	1	2'07.214	32.928	31.861	29.324	33.101	203.1
12	2'00.867	26.189	31.284	30.006	33.388	311.5	2	2'07.228	30.054	34.768	29.435	32.971	316.2
13	2'01.013	26.374	31.155	30.008	33.476	311.2	3	2'00.906	26.179	31.888	29.534	33.305	309.9
14	2'01.078	26.365	31.681	29.706	33.326	310.5	4	2'00.155	26.187	31.392	29.435	33.141	312.6
15	2'00.642	26.280	31.306	29.683	33.373	310.6	5	2'00.058	26.314	31.164	29.485	33.095	312.3
16	2'00.223	26.184	31.200	29.465	33.374	310.0	6	2'00.012	26.113	31.327	29.385	33.187	315.1
17	2'00.450	26.338	31.266	29.467	33.379	309.5	7	15'01.532 P	26.286	34.804	40.922	13'19.520	316.6
18	2'00.778	26.282	31.299	29.663	33.534	308.8	8	2'20.664	41.658	33.013	31.743	34.250	89.8
19	2'01.715	26.378	31.628	29.911	33.798	310.1	9	2'07.668	32.922	32.197	29.482	33.067	314.0
20	2'02.207	26.481	32.065	29.856	33.805	308.4	10	1'59.717	25.997	31.212	29.505	33.003	314.9
21	2'01.251	26.420	31.608	29.767	33.456	310.3	11	1'59.543	25.966	31.141	29.417	33.019	315.4
22	2'03.698	26.533	31.977	30.266	34.922	310.5	12	1'59.673	26.175	31.157	29.339	33.002	312.7
17th 54 Mattia PASINI Speed Master ITA							13	2'00.670	26.105	31.165	30.346	33.054	315.6
1	2'08.435	33.331	31.934	29.772	33.398	202.2	14	2'00.505	26.305	31.291	29.459	33.450	315.1
2	2'00.148	26.367	31.065	29.559	33.157	313.0	15	2'01.188	26.452	31.624	29.717	33.395	313.3
3	1'59.983	26.072	31.190	29.707	33.014	311.8	20th 9 Danilo PETRUCCI Came IodaRacing Pro ITA						
4	2'00.407	26.146	31.216	29.743	33.302	313.5	1	2'08.910	34.150	31.658	29.530	33.572	202.3
5	2'00.824	26.399	31.273	29.805	33.347	312.3	2	2'00.142	26.433	31.155	29.276	33.278	296.8
6	2'00.639	26.186	31.352	29.754	33.347	312.7	3	2'00.407	26.333	31.198	29.476	33.400	300.3
7	2'00.756	26.196	31.319	30.028	33.213	313.1	4	2'00.370	26.236	31.194	29.422	33.518	299.1
8	2'00.753	26.203	31.311	29.844	33.395	312.7	5	2'00.467	26.218	31.189	29.555	33.505	298.2
9	2'00.472	26.036	31.317	29.753	33.366	312.0	6	2'00.558	26.097	31.258	29.623	33.580	300.2
10	2'01.130	26.257	31.508	30.091	33.274	311.0	7	2'00.384	26.218	31.201	29.442	33.523	301.1
11	2'00.695	26.351	31.324	29.699	33.321	314.9	8	2'01.087	26.323	31.389	29.790	33.585	296.8
12	2'00.826	26.356	31.394	29.827	33.249	314.1	9	2'04.603	26.211	34.714	29.853	33.825	300.7
13	2'00.837	26.320	31.432	29.763	33.322	314.6	10	2'01.846	26.469	31.729	29.825	33.823	296.4
14	2'00.975	26.197	31.611	29.907	33.260	314.0	11	2'02.190	26.635	31.860	29.945	33.750	297.8
15	2'00.729	26.319	31.531	29.734	33.145	314.6	12	2'02.267	26.715	31.731	29.950	33.871	295.3
16	2'01.128	26.268	31.301	29.979	33.580	313.7							
17	2'02.089	26.514	31.809	30.056	33.710	312.2							

Fastest Lap:

1'56.067 25.178 30.239 28.692 31.958

These data/results cannot be reproduced, stored and/or transmitted in whole or in part by any manner of electronic, mechanical, photocopying, recording, broadcasting or otherwise now known or herein after developed without the previous express consent by the copyright owner, except for reproduction in daily press and regular printed publications on sale to the public within 60 days of the event related to those data/results and always provided that copyright symbol appears together as follows below.

© DORNA, 2012



Race

MotoGP

Lap	Lap Time	T1	T2	T3	T4	Speed	Lap	Lap Time	T1	T2	T3	T4	Speed
13	2'01.748	26.696	31.503	29.908	33.641	296.7							
14	2'01.944	26.640	31.652	29.845	33.807	296.5							
15	2'02.365	26.736	31.769	29.995	33.865	294.5							
	PIT	26.575	31.644	30.043		296.6							

21st 17 Karel ABRAHAM Cardion AB Motoracin CZE

1	2'04.724	32.368	31.294	28.819	32.243	197.9
2	1'57.920	25.727	31.023	28.796	32.374	326.0
3	1'58.573	26.332	31.332	28.496	32.413	327.1
4	1'57.051	25.479	30.692	28.631	32.249	332.9
5	1'57.286	25.624	30.664	28.709	32.289	335.2
6	2'45.975	25.528			33.784	334.0
7	1'58.918	26.110	31.070	28.874	32.864	326.3
	PIT	25.894	31.337	29.069		332.9

Fastest Lap:

1'56.067 25.178 30.239 28.692 31.958

These data/results cannot be reproduced, stored and/or transmitted in whole or in part by any manner of electronic, mechanical, photocopying, recording, broadcasting or otherwise now known or herein after developed without the previous express consent by the copyright owner, except for reproduction in daily press and regular printed publications on sale to the public within 60 days of the event related to those data/results and always provided that copyright symbol appears together as follows below.

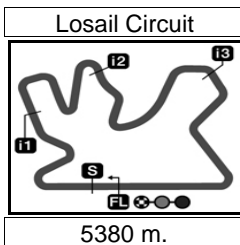
© DORNA, 2012

Official MotoGP Timing by **TISSOT**
www.motogp.com

Doha, Sunday, April 08, 2012

Page 5 of 5





Computerised results and timing service provided by TISSOT

MotoGP

COMMERCIALBANK GRAND PRIX OF QATAR

Race

Analysis by Lap

23

Num Lap Time Gap

Lap 1			Lap 2			Lap 3			Lap 4			Lap 5			Lap 6			Lap 7			Lap 8			Lap 9			Lap 10			Lap 11			Lap 12			Lap 13			Lap 14					
99	2'01.618		99	1'56.263		1	1'56.083		1	1'55.541		1	1'55.985		1	1'55.976	0.106	1	1'55.891		1	1'55.912		1	1'55.918		1	1'55.918		1	1'56.112		1	1'56.564		1	1'56.195							
26	2'01.869	0.251	26	1'56.093	0.081	99	1'56.235	0.046	99	1'56.136	0.641	99	1'56.067	0.723	26	1'56.208	1.648	99	1'56.315	1.541	99	1'56.276	1.117	99	1'56.161	1.784	99	1'56.161	1.784	99	1'56.163	1.835	99	1'56.185	1.684	99	1'56.493	1.982	99	1'56.493	1.982			
1	2'02.011	0.393	1	1'55.976	0.106	26	1'56.372	0.264	41	1'56.791	3.038	26	1'56.192	0.955	4	1'56.208	1.648	4	1'57.222	5.766	4	1'57.222	5.766	4	1'57.082	8.559	4	1'57.119	9.566	4	1'57.119	9.566	4	1'57.308	16.993	4	1'57.294	10.821	4	1'57.298	18.252	4	1'57.298	18.252
4	2'03.321	1.703	4	1'56.208	1.648	35	1'55.984	2.078	9	2'00.370	20.218	4	1'56.666	3.719	8	1'57.351	12.603	9	2'00.370	20.218	9	2'00.370	20.218	9	2'00.370	20.218	9	2'00.370	20.218	9	2'00.370	20.218	9	2'00.370	20.218	9	2'00.370	20.218	9	2'00.370	20.218	9	2'00.370	20.218
35	2'03.546	1.928	35	1'56.618	2.283	41	1'59.865	8.347	22	2'00.336	21.739	4	1'56.666	3.719	8	1'57.351	12.603	22	2'00.336	21.739	8	1'57.351	12.603	8	1'57.351	12.603	8	1'57.351	12.603	8	1'57.351	12.603	8	1'57.351	12.603	8	1'57.351	12.603	8	1'57.351	12.603	8	1'57.351	12.603
11	2'03.620	2.002	6	1'57.020	2.827	68	1'59.865	8.347	77	2'00.246	25.751	6	1'57.108	5.868	46	1'57.457	17.290	77	2'00.246	25.751	46	1'57.457	17.290	46	1'57.457	17.290	46	1'57.457	17.290	46	1'57.457	17.290	46	1'57.457	17.290	46	1'57.457	17.290	46	1'57.457	17.290			
6	2'03.688	2.070	11	1'57.730	3.469	41	1'59.191	8.697	51	2'00.155	25.892	6	1'57.108	5.868	5	1'58.492	22.316	51	2'00.155	25.892	5	1'58.492	22.316	5	1'58.492	22.316	5	1'58.492	22.316	5	1'58.492	22.316	5	1'58.492	22.316	5	1'58.492	22.316	5	1'58.492	22.316			
69	2'03.786	2.168	69	1'57.675	3.580	5	1'59.218	8.783	68	1'59.053	15.835	19	1'57.373	7.509	68	1'59.226	25.093	68	1'59.053	15.835	19	1'57.373	7.509	68	1'59.226	25.093	19	1'57.373	7.509	19	1'57.373	7.509	19	1'57.373	7.509	19	1'57.373	7.509	19	1'57.373	7.509			
19	2'03.977	2.359	19	1'57.817	3.913	14	1'58.743	9.018	69	1'57.113	6.035	14	1'58.302	8.280	14	1'58.363	27.662	69	1'57.113	6.035	14	1'58.302	8.280	14	1'58.363	27.662	14	1'58.302	8.280	14	1'58.302	8.280	14	1'58.302	8.280	14	1'58.302	8.280						
8	2'04.190	2.572	46	1'57.834	4.193	54	2'00.148	10.702	19	1'57.877	7.927	41	1'59.849	29.719	41	1'59.226	25.093	19	1'57.877	7.927	41	1'59.849	29.719	41	1'59.226	25.093	41	1'59.849	29.719	41	1'59.226	25.093	41	1'59.849	29.719	41	1'59.226	25.093						
46	2'04.240	2.622	17	1'57.920	4.763	9	2'00.142	11.171	11	1'58.302	8.280	54	2'00.756	33.593	11	1'58.302	8.280	54	2'00.756	33.593	11	1'58.302	8.280	54	2'00.756	33.593	11	1'58.302	8.280	11	1'58.302	8.280	11	1'58.302	8.280									
17	2'04.724	3.106	8	1'58.618	4.927	22	2'01.707	12.958	8	1'57.863	9.274	9	2'00.384	33.639	8	1'57.863	9.274	9	2'00.384	33.639	8	1'57.863	9.274	9	2'00.384	33.639	8	1'57.863	9.274	8	1'57.863	9.274	8	1'57.863	9.274									
35	2'06.363	4.745	68	1'59.865	8.347	77	2'04.187	16.543	17	1'57.286	9.958	22	2'00.110	35.213	17	1'57.286	9.958	22	2'00.110	35.213	17	1'57.286	9.958	22	2'00.110	35.213	17	1'57.286	9.958	17	1'57.286	9.958	17	1'57.286	9.958									
51	2'07.214	5.596	41	1'59.865	8.347	51	2'07.228	16.561	46	2'02.447	13.767	77	2'00.899	45.202	46	2'02.447	13.767	77	2'00.899	45.202	46	2'02.447	13.767	77	2'00.899	45.202	46	2'02.447	13.767	77	2'00.899	45.202	46	2'02.447	13.767									
41	2'07.387	5.769	5	1'59.218	8.783	5	1'58.573	7.147	5	1'58.685	17.456	17	1'58.918	1'02.848	5	1'58.685	17.456	17	1'58.918	1'02.848	5	1'58.685	17.456	17	1'58.918	1'02.848	5	1'58.685	17.456	17	1'58.918	1'02.848	5	1'58.685	17.456									
5	2'07.446	5.828	14	1'58.743	9.018	68	1'59.865	8.347	19	1'57.373	7.509	51	1'50.1532	3'39.506	14	1'58.743	9.018	19	1'57.373	7.509	51	1'50.1532	3'39.506	14	1'58.743	9.018	19	1'57.373	7.509	51	1'50.1532	3'39.506	14	1'58.743	9.018	19	1'57.373	7.509						
14	2'08.156	6.538	54	2'00.148	10.702	69	1'57.072	4.463	69	1'57.877	7.927	41	1'59.918	1'02.848	69	1'57.072	4.463	69	1'57.877	7.927	41	1'59.918	1'02.848	69	1'57.072	4.463	69	1'57.877	7.927	41	1'59.918	1'02.848	69	1'57.072	4.463									
54	2'08.435	6.817	9	2'00.142	11.171	19	1'56.796	4.520	11	1'58.302	8.280	41	1'59.918	1'02.848	9	2'00.142	11.171	11	1'58.302	8.280	41	1'59.918	1'02.848	9	2'00.142	11.171	11	1'58.302	8.280	41	1'59.918	1'02.848	9	2'00.142	11.171									
9	2'08.910	7.292	22	2'01.707	12.958	46	1'57.478	5.482	8	1'57.863	9.274	41	1'59.918	1'02.848	22	2'01.707	12.958	8	1'57.863	9.274	41	1'59.918	1'02.848	22	2'01.707	12.958	8	1'57.863	9.274	41	1'59.918	1'02.848	22	2'01.707	12.958									
22	2'09.132	7.514	77	2'04.187	16.543	8	1'57.560	6.298	8	1'57.863	9.274	46	2'02.447	13.767	77	2'04.187	16.543	8	1'57.560	6.298	8	1'57.863	9.274	46	2'02.447	13.767	77	2'04.187	16.543	8	1'57.560	6.298	8	1'57.863	9.274	46	2'02.447	13.767	77	2'04.187	16.543			
77	2'10.237	8.619	51	2'07.228	16.561	17	1'58.573	7.147	51	1'58.918	1'02.848	5	1'58.685	17.456	51	2'07.228	16.561	17	1'58.573	7.147	51	1'58.918	1'02.848	5	1'58.685	17.456	51	2'07.228	16.561	17	1'58.573	7.147	51	1'58.918	1'02.848	5	1'58.685	17.456						

□ Lapped rider

These data/results cannot be reproduced, stored and/or transmitted in whole or in part by any manner of electronic, mechanical, photocopying, recording, broadcasting or otherwise now known or herein after developed without the previous express consent by the copyright owner, except for reproduction in daily press and regular printed publications on sale to the public within 60 days of the event related to those data/results and always provided that copyright symbol appears together as follows below.

© DORNA, 2012



Num Lap Time Gap

6	1'57.947	18.524
69	1'56.881	19.405
19	1'57.035	19.605
8	1'57.157	20.280
46	1'57.950	27.124
11	1'59.258	33.779
5	2'01.090	42.417
14	1'58.883	46.021
68	1'59.813	49.320
41	2'00.313	57.694
22	2'01.078	1'05.868
54	2'00.975	1'06.171
9	2'01.944	1'16.214
77	2'00.574	1'16.897
51	2'00.505	1'34.836

Lap 15

1	1'56.512	
99	1'56.417	1.887
26	1'56.381	2.307
4	1'57.179	13.308
35	1'56.886	13.452
6	1'57.599	19.611
69	1'57.369	20.262
19	1'57.227	20.320
8	1'57.187	20.955
46	1'57.522	28.134
11	2'00.390	37.657
5	1'58.568	44.473
14	1'58.690	48.199
68	1'59.703	52.511
41	2'00.065	1'01.247
22	2'00.642	1'09.998
54	2'00.729	1'10.388
77	2'01.437	1'21.822
9	2'02.365	1'22.067
51	2'01.188	1'39.512

Lap 16

1	1'56.568	
99	1'56.234	1.553
26	1'56.001	1.740
4	1'57.519	14.259
35	1'57.519	14.403
6	1'58.119	21.162
69	1'57.693	21.387
19	1'57.715	21.467
8	1'57.325	21.712
46	1'57.455	29.021
11	1'59.455	40.544
5	1'58.324	46.229
14	1'58.416	50.047
68	1'59.654	55.597
41	2'00.490	1'05.169
22	2'00.223	1'13.653
54	2'01.128	1'14.948
77	2'00.294	1'25.548

Lap 17

1	1'56.607	
99	1'56.198	1.144
26	1'56.073	1.206
35	1'57.249	15.045
4	1'57.738	15.390
6	1'57.743	22.298
69	1'57.845	22.625
8	1'57.616	22.721
19	1'58.167	23.027
46	1'57.577	29.991
11	1'59.932	43.869

5	1'58.153	47.775
14	1'58.985	52.425
68	1'59.360	58.350
41	2'00.510	1'09.072
22	2'00.450	1'17.496
54	2'02.089	1'20.430
77	2'00.600	1'29.541

Lap 18

1	1'56.962	
99	1'56.239	0.421
26	1'56.210	0.454
35	1'58.089	16.172
4	1'57.790	16.218
6	1'58.158	23.494
8	1'57.981	23.740
19	1'57.714	23.779
69	1'58.453	24.116
46	1'57.447	30.476
11	1'59.268	46.175
5	1'58.333	49.146
14	1'59.242	54.705
68	1'59.818	1'01.206
41	2'00.159	1'12.269
22	2'00.778	1'21.312
54	2'01.935	1'25.403
77	2'00.945	1'33.524

Lap 19

99	1'57.219	
1	1'57.672	0.032
26	1'57.377	0.191
35	1'56.943	15.475
4	1'57.194	15.772
8	1'58.139	24.239
6	1'58.530	24.384
69	1'58.133	24.609
19	1'58.526	24.665
46	1'58.150	30.986
11	1'59.094	47.629
5	1'58.549	50.055
14	1'59.659	56.724
68	2'00.335	1'03.901
41	2'00.406	1'15.035
22	2'01.715	1'25.387
54	2'01.783	1'29.546
77	2'01.033	1'36.917

Lap 20

99	1'56.485	
1	1'57.325	0.872
26	1'57.231	0.937
35	1'57.076	16.066
4	1'56.927	16.214
8	1'58.141	25.895
6	1'58.237	26.136
69	1'58.088	26.212
19	1'58.072	26.252
46	1'57.229	31.730
11	1'59.242	50.386
5	1'58.981	52.551
14	2'03.584	1'03.823
68	2'00.489	1'07.905
41	2'00.320	1'18.870
22	2'02.207	1'31.109
54	2'01.701	1'34.762
77	2'00.988	1'41.420

Lap 21

99	1'56.339	
----	----------	--

26	1'56.371	0.969
1	1'57.108	1.641
35	1'57.013	16.740
4	1'56.991	16.866
69	1'57.740	27.613
8	1'58.154	27.710
19	1'57.814	27.727
6	1'58.268	28.065
46	1'57.513	32.904
11	1'59.030	53.077
5	1'58.817	55.029
14	1'59.337	1'06.821
68	1'59.901	1'11.467
41	2'00.160	1'22.691
22	2'01.251	1'36.021
54	2'01.282	1'39.705
77	2'00.945	1'46.026

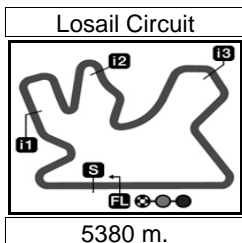
Lap 22

99	1'56.392	
26	1'56.275	0.852
1	1'57.659	2.908
35	1'56.766	17.114
4	1'56.946	17.420
69	1'57.192	28.413
19	1'57.111	28.446
6	1'57.791	29.464
8	2'00.066	31.384
46	1'57.153	33.665
11	2'00.222	56.907
5	1'59.451	58.088
14	2'00.221	1'10.650
68	2'00.868	1'15.943
41	2'00.434	1'26.733
22	2'03.698	1'43.327
54	2'04.106	1'47.419
77	2'02.248	1'51.882

Lapped rider

These data/results cannot be reproduced, stored and/or transmitted in whole or in part by any manner of electronic, mechanical, photocopying, recording, broadcasting or otherwise now known or herein after developed without the previous express consent by the copyright owner, except for reproduction in daily press and regular printed publications on sale to the public within 60 days of the event related to those data/results and always provided that copyright symbol appears together as follows below.
© DORNA, 2012





Computerised results and timing service provided by **TISSOT**

MotoGP

COMMERCIALBANK GRAND PRIX OF QATAR

2012 CRT Rider Classification

24

Rider	<i>Nation</i>	<i>Point</i>	QAT	<i>SPA</i>	<i>POR</i>	<i>FRA</i>	<i>CAT</i>	<i>GBR</i>	<i>NED</i>	<i>GER</i>	<i>ITA</i>	<i>USA</i>	<i>INP</i>	<i>CZE</i>	<i>RSM</i>	<i>ARA</i>	<i>JPN</i>	<i>MAL</i>	<i>AUS</i>	<i>VAL</i>	
1 EDWARDS Colin	USA	4	4																		
2 DE PUNIET Randy	FRA	3	3																		
3 HERNANDEZ Yonny	COL	2	2																		
4 ESPARGARO Aleix	SPA	1	1																		

2012 Rookie of the Year Classification

Rider	<i>Nation</i>	<i>Point</i>	QAT	<i>SPA</i>	<i>POR</i>	<i>FRA</i>	<i>CAT</i>	<i>GBR</i>	<i>NED</i>	<i>GER</i>	<i>ITA</i>	<i>USA</i>	<i>INP</i>	<i>CZE</i>	<i>RSM</i>	<i>ARA</i>	<i>JPN</i>	<i>MAL</i>	<i>AUS</i>	<i>VAL</i>	
1 BRADL Stefan	GER	8	8																		
2 HERNANDEZ Yonny	COL	2	2																		

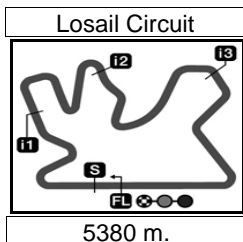
These data/results cannot be reproduced, stored and/or transmitted in whole or in part by any manner of electronic, mechanical, photocopying, recording, broadcasting or otherwise now known or herein after developed without the previous express consent by the copyright owner, except for reproduction in daily press and regular printed publications on sale to the public within 60 days of the event related to those data/results and always provided that copyright symbol appears together as follows below.

© DORNA, 2012

Official MotoGP Timing by **TISSOT**
www.motogp.com

Doha, Sunday, April 08, 2012





Computerised results and timing service provided by **TISSOT**
After the **COMMERCIALBANK GRAND PRIX OF QATAR**

MotoGP

2012 Riders Performance

(Qualifying Position - Race Position)

25

Rider	Points	QAT	SPA	POR	FRA	CAT	GBR	NED	GER	ITA	USA	INP	CZE	RSM	ARA	JPN	MAL	AUS	VAL
1 LORENZO Jorge	25	1-1	-	-	-	-	-	-	-	-	-	-	-	-	-	-	-	-	-
2 PEDROSA Dani	20	7-2	-	-	-	-	-	-	-	-	-	-	-	-	-	-	-	-	-
3 STONER Casey	16	2-3	-	-	-	-	-	-	-	-	-	-	-	-	-	-	-	-	-
4 CRUTCHLOW Cal	13	3-4	-	-	-	-	-	-	-	-	-	-	-	-	-	-	-	-	-
5 DOVIZIOSO Andrea	11	6-5	-	-	-	-	-	-	-	-	-	-	-	-	-	-	-	-	-
6 HAYDEN Nicky	10	5-6	-	-	-	-	-	-	-	-	-	-	-	-	-	-	-	-	-
7 BAUTISTA Alvaro	9	11-7	-	-	-	-	-	-	-	-	-	-	-	-	-	-	-	-	-
8 BRADL Stefan	8	9-8	-	-	-	-	-	-	-	-	-	-	-	-	-	-	-	-	-
9 BARBERA Hector	7	8-9	-	-	-	-	-	-	-	-	-	-	-	-	-	-	-	-	-
10 ROSSI Valentino	6	12-10	-	-	-	-	-	-	-	-	-	-	-	-	-	-	-	-	-
11 SPIES Ben	5	4-11	-	-	-	-	-	-	-	-	-	-	-	-	-	-	-	-	-
12 EDWARDS Colin	4	13-12	-	-	-	-	-	-	-	-	-	-	-	-	-	-	-	-	-
13 DE PUNIET Randy	3	14-13	-	-	-	-	-	-	-	-	-	-	-	-	-	-	-	-	-
14 HERNANDEZ Yonny	2	16-14	-	-	-	-	-	-	-	-	-	-	-	-	-	-	-	-	-
15 ESPARGARO Aleix	1	15-15	-	-	-	-	-	-	-	-	-	-	-	-	-	-	-	-	-

NC=Not classified NL=Not finished first lap NP=Not started race re-start N2=Not finished first lap race re-start EX=Excluded NS=Not Started DS=Disqualified

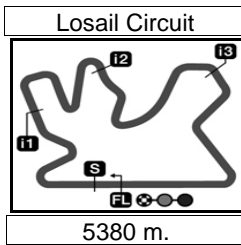
These data/results cannot be reproduced, stored and/or transmitted in whole or in part by any manner of electronic, mechanical, photocopying, recording, broadcasting or otherwise now known or herein after developed without the previous express consent by the copyright owner, except for reproduction in daily press and regular printed publications on sale to the public within 60 days of the event related to those data/results and always provided that copyright symbol appears together as follows below.
© DORNA, 2012

Official MotoGP Timing by **TISSOT**
www.motogp.com

Doha, Sunday, April 08, 2012

MotoGP





Computerised results and timing service provided by **TISSOT**

MotoGP

COMMERCIALBANK GRAND PRIX OF QATAR

Official Starting Grid

Race : 22 laps = 118.36 km



1	1 1'54.634 99 Jorge LORENZO Yamaha	2	2 1'54.855 1 Casey STONER Honda	3	3 1'55.022 35 Cal CRUTCHLOW Yamaha
2	4 1'55.512 11 Ben SPIES Yamaha	3	5 1'55.637 69 Nicky HAYDEN Ducati	4	6 1'55.858 4 Andrea DOVIZIOSO Yamaha
3	7 1'55.905 26 Dani PEDROSA Honda	4	8 1'55.983 8 Hector BARBERA Ducati	5	9 1'56.063 6 Stefan BRADL Honda
4	10 1'56.198 17 Karel ABRAHAM Ducati	5	11 1'56.521 19 Alvaro BAUTISTA Honda	6	12 1'56.813 46 Valentino ROSSI Ducati
5	13 1'57.644 5 Colin EDWARDS Suter	6	14 1'58.266 14 Randy DE PUNIET ART	7	15 1'58.520 41 Aleix ESPARGARO ART
6	16 1'58.795 68 Yonny HERNANDEZ BQR-FTR	7	17 1'59.085 51 Michele PIRRO FTR	8	18 1'59.195 54 Mattia PASINI ART
7	19 1'59.664 9 Danilo PETRUCCI loda	8	20 2'00.493 22 Ivan SILVA BQR-FTR	9	21 2'00.757 77 James ELLISON ART

The results are provisional until the end of the limit for protest and appeals and until the ratification of the Event Management Committee.

Time limit for protest expires 60' at the latest after publication of the results - Mr. Time:

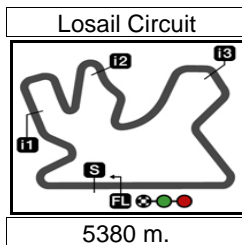
These data/results cannot be reproduced, stored and/or transmitted in whole or in part by any manner of electronic, mechanical, photocopying, recording, broadcasting or otherwise now known or herein after developed without the previous express consent by the copyright owner, except for reproduction in daily press and regular printed publications on sale to the public within 60 days of the event related to those data/results and always provided that copyright symbol appears together as follows below.

© DORNA, 2012

Official MotoGP Timing by **TISSOT**
www.motogp.com



Doha, Sunday, April 08, 2012



Computerised results and timing service provided by **TISSOT**

MotoGP

COMMERCIALBANK GRAND PRIX OF QATAR

Race

Top Speed & Average



<i>Rider</i>	<i>Nation</i>	<i>Motorcycle</i>	<i>Top 5 speeds</i>					<i>Average</i>	<i>Top</i>
8 Hector BARBERA	SPA	DUCATI	342.3	341.0	340.5	340.2	338.8	340.5	342.3
26 Dani PEDROSA	SPA	HONDA	341.8	340.6	340.4	339.9	339.5	340.4	341.8
46 Valentino ROSSI	ITA	DUCATI	341.6	340.3	339.8	339.5	339.0	340.0	341.6
69 Nicky HAYDEN	USA	DUCATI	341.2	340.7	340.1	339.8	339.5	340.1	341.2
6 Stefan BRADL	GER	HONDA	339.5	338.6	338.0	337.5	337.0	338.1	339.5
19 Alvaro BAUTISTA	SPA	HONDA	338.9	337.9	337.9	337.8	337.2	337.8	338.9
4 Andrea DOVIZIOSO	ITA	YAMAHA	337.3	337.0	336.2	335.9	335.4	336.2	337.3
1 Casey STONER	AUS	HONDA	335.7	335.5	335.3	335.1	334.6	335.1	335.7
17 Karel ABRAHAM	CZE	DUCATI	335.2	334.0	332.9	332.9	327.1	332.4	335.2
11 Ben SPIES	USA	YAMAHA	335.0	334.8	334.0	333.3	333.1	334.0	335.0
35 Cal CRUTCHLOW	GBR	YAMAHA	334.8	334.5	334.4	334.2	334.2	334.4	334.8
99 Jorge LORENZO	SPA	YAMAHA	334.0	333.7	333.6	333.6	333.4	333.7	334.0
5 Colin EDWARDS	USA	SUTER	319.5	319.1	319.0	318.9	318.7	319.0	319.5
14 Randy DE PUNIET	FRA	ART	317.5	315.1	315.1	315.0	314.3	315.4	317.5
51 Michele PIRRO	ITA	FTR	316.6	316.2	315.6	315.4	315.1	315.8	316.6
22 Ivan SILVA	SPA	BQR-FTR	315.2	314.5	314.3	314.1	313.8	314.4	315.2
41 Aleix ESPARGARO	SPA	ART	315.0	314.7	314.2	314.0	314.0	314.3	315.0
54 Mattia PASINI	ITA	ART	314.9	314.6	314.6	314.1	314.0	314.4	314.9
77 James ELLISON	GBR	ART	314.9	314.9	314.4	313.9	313.3	314.3	314.9
68 Yonny HERNANDEZ	COL	BQR-FTR	312.4	312.4	312.0	311.8	311.4	312.0	312.4
9 Danilo PETRUCCI	ITA	IODA	301.1	300.7	300.3	300.2	299.1	300.3	301.1

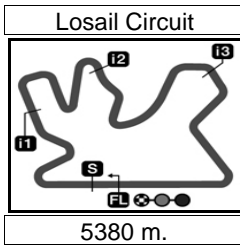
These data/results cannot be reproduced, stored and/or transmitted in whole or in part by any manner of electronic, mechanical, photocopying, recording, broadcasting or otherwise now known or herein after developed without the previous express consent by the copyright owner, except for reproduction in daily press and regular printed publications on sale to the public within 60 days of the event related to those data/results and always provided that copyright symbol appears together as follows below.

© DORNA, 2012

Official MotoGP Timing by **TISSOT**
www.motogp.com



Doha, Sunday, April 08, 2012




Computerised results and timing service provided by **TISSOT**

MotoGP

COMMERCIALBANK GRAND PRIX OF QATAR

Race

Fastest Laps Sequence

<i>Lap</i>	<i>Race Time</i>	 <i>Rider</i>	<i>Nation</i>	<i>Motorcycle</i>	<i>Time</i>	<i>Km/h</i>	<i>Riders's Lap</i>
2	3'57.881	99 Jorge LORENZO	SPA	YAMAHA	1'56.263	166.587	2
2	3'57.962	26 Dani PEDROSA	SPA	HONDA	1'56.093	166.831	2
2	3'57.987	1 Casey STONER	AUS	HONDA	1'55.976	167.000	2
4	7'49.611	1 Casey STONER	AUS	HONDA	1'55.541	167.628	4

These data/results cannot be reproduced, stored and/or transmitted in whole or in part by any manner of electronic, mechanical, photocopying, recording, broadcasting or otherwise now known or herein after developed without the previous express consent by the copyright owner, except for reproduction in daily press and regular printed publications on sale to the public within 60 days of the event related to those data/results and always provided that copyright symbol appears together as follows below.

© DORNA, 2012

Official MotoGP Timing by **TISSOT**
www.motogp.com



Doha, Sunday, April 08, 2012